

CAROLINA

GAME 19: Miami
Monday, Feb. 8, 2021
Roy Williams Court at the
Dean E. Smith Center
Chapel Hill, N.C.
7 p.m. – ESPN

2020-21 SCHEDULE (12-6, 7-4 ACC) (6-0 Home, 3-5 Away, 3-1 Neutral)

NOVEMBER (AP rankings)

25	College of Charleston (16/-)	W, 79-60	ACCN
30	vs. UNLV & (14/-)	W, 78-51	ESPN2

DECEMBER

1	vs. Stanford & (14/-)	W, 67-63	ESPN
2	vs. Texas & (14/17)	L, 67-69	ESPN
8	at Iowa # (16/3)	L, 80-93	ESPN
12	NC Central (16/-)	W, 73-67	RSN
19	vs. Kentucky ! (22/-)	W, 75-63	CBS
22	at NC State (17/-)	L, 76-79	ACCN
30	at Georgia Tech (-/-)	L, 67-72	RSN

JANUARY

2	Notre Dame (-/-)	W, 66-65	ACCN
5	at Miami (-/-)	W, 67-65	ESPN
12	Syracuse (-/-)	W, 81-75	ACCN
16	at Florida State (-/-)	L, 75-82	ESPN
20	Wake Forest (-/-)	W, 80-73	ACCN
23	NC State (-/-)	W, 86-76	ESPN
26	at Pittsburgh (-/-)	W, 75-65	ACCN

FEBRUARY

2	at Clemson (-/-)	L, 50-63	ACCN
6	at Duke (-/-)	W, 91-87	ESPN
8	Miami	7 p.m. ESPN	
13	at Virginia	6 p.m. ESPN	
16	Virginia Tech	6 p.m. ACCN	
20	Louisville	4 or 6 p.m. ESPN	
23	at Boston College	9 p.m. ACCN	
27	Florida State	4 p.m. ESPN	

MARCH

1	at Syracuse	7 p.m. ESPN
6	Duke	6 p.m. ESPN

9-13 ACC Tournament *

SITE/SPECIAL EVENT KEY

\$ Camping World Maui Invitational, Asheville, N.C.
ACC-Big Ten Challenge, Iowa City, Iowa
! CBS Sports Classic, Cleveland, Ohio
* ACC Tournament, Greensboro, N.C.

All times Eastern

Note: Carolina was originally scheduled to play Notre Dame on January 30. That game was moved to January 2 to replace the Syracuse game that was re-scheduled for January 12. The game on the 30th has not yet been re-scheduled, so UNC currently has only 19 ACC games on the schedule.

TV: ESPN (Sean McDonough, Jay Bilas)

RADIO: Tar Heel Sports Properties (Jones Angell, Eric Montross, Adam Lucas)

SATELLITE RADIO:

CAROLINA SOCIAL MEDIA CHANNELS

Internet	GoHeels.com
Twitter	@UNC_Basketball
Instagram	@UNC_Basketball
Facebook	Facebook.com/TarHeels
YouTube	UNCTarHeelsAthletics

CAROLINA SID: Steve Kirschner (stevekirschner@unc.edu)
O: 919-962-7258, C: 919-475-2695

MIAMI SID: Alex Schwartz (alexschwartz@miami.edu)
C: 609-802-3674

7 NATIONAL CHAMPIONSHIPS: NCAA 1957, 1982, 1993, 2005, 2009, 2017; Helms 1924 20 FINAL FOURS



50 NCAA TOURNAMENT APPEARANCES
32 ACC REGULAR-SEASON CHAMPIONSHIPS
18 ACC TOURNAMENT CHAMPIONSHIPS



38 TIMES IN THE FINAL ASSOCIATED PRESS TOP-10 RANKINGS

GAME 19

- Carolina returns to the Smith Center for the first time in more than two weeks as the Tar Heels host Miami on Monday, February 8, at 7 p.m.
- Miami is the second opponent UNC will play twice this season (NC State). The Tar Heels edged the Canes, 67-65, on a late basket by Andrew Platek on Jan. 5. **More details on that game on pages 2 and 14.**
- UNC is 12-6, 7-4 in the ACC after a 91-87 win at Duke on Saturday. The Tar Heels have won seven of their last nine games in 2021.
- Miami is 7-11, 3-10 in the ACC. The Canes defeated Duke, 77-75, on Feb. 1 then lost in overtime, 80-76, on Saturday. Miami has dropped five of its last six.
- Six Tar Heels scored in double figures, UNC 53.1 percent from the floor, shot 66.7 percent from three-point range (10 of 15) and had a season-high in fastbreak points (27) and points off turnovers (28) in the win at Duke.
- Freshman point guard Caleb Love made a season-high four threes and led UNC with 25 points and seven assists, also both personal bests this season. He became the first Tar Heel ever with at least 25 points and seven assists at Duke.
- **More notes from the UNC-Duke game are on page 16.**
- The win was No. 897 for Roy Williams. He is three victories shy of 900 and six from surpassing Bob Knight for the third-most wins by a Division I head coach.

OFFENSIVE IMPROVEMENTS

- Carolina scored a season-high 91 points (including a season-best 50 points in a half in the second) and shot 53.1 percent from the floor at Duke.
- Carolina has scored 80 or more points five times this season, including four of the last seven games. In 18 seasons under Roy Williams, UNC has scored 80 or more points 350 times in 637 games (54.9 percent).
- With the win over the Blue Devils, Carolina is 311-39 under Williams when it scores at least 80 points, a winning percentage of .889.
- Carolina scored 91 points on 89 possessions at Duke, its best points per possession this season at 1.02.
- UNC has registered a points per possession of .90 or better five times this season – all in the last six games (except at Clemson).
- Carolina shot 51.6 percent from the floor in the first half, 54.5 percent in the second and 53.1 for the game at Duke.
- UNC has shot 50 percent or better from the

STATISTICAL COMPARISON

	UNC	MIAMI
Record	12-6, 7-4	7-11, 3-10
Points/Game	74.1	66.7
Scoring Defense	70.4	69.9
Scoring Margin	+3.7	-3.2
FG%	.440	.431
3FG%	.320	.294
3FGs/Game	5.4	5.6
FT%	.658	.700
FG% Defense	.432	.433
3FG% Defense	.363	.369
Oppt 3FGs/Game	8.4	9.1
Rebounds/Game	42.6	35.8
Offensive Rebs/Game	15.1	9.4
Rebound Margin	+11.0	+1.2
Assists/Game	15.1	11.7
Turnovers/Game	15.1	13.6
Assists/Turnovers	1.0	0.9
Turnovers Forced/Game	13.6	12.9

KenPom.com		
Overall Ranking	40	119
Offensive Efficiency	109.9 (57)	102.3 (166)
Defensive Efficiency	92.9 (31)	97.3 (92)
Effective FG Pct.	48.4 (236)	48.1 (253)
Turnover Pct.	21.0 (268)	19.6 (190)
Offensive Rebound Pct.	40.0 (2)	27.2 (194)
FTA/FGA	36.0 (80)	33.5 (130)
Strength of Schedule	24	54

CAROLINA STATS IN WINS vs. LOSSES

	12 Wins	6 Losses
Points Per Game	76.5	69.2
Oppt. Points Per Game	67.5	76.3
FG%	.441	.437
Oppt. FG%	.420	.455
3FG%	.319	.323
Oppt. 3FG%	.330	.429
3FGs Per Game	5.4	5.3
Oppt. 3FGs Per Game	7.7	10.0
FT%	.675	.619
Oppt. FT%	.674	.699
Rebound Margin	+11.6	+9.8
Assists/Turnovers	185/172	87/99
Opponent A/TO	153/171	84/73

Carolina's Top 5 Scorers	12 Wins
Armando Bacot	13.7
Caleb Love	12.1
Day'Ron Sharpe	9.9
Garrison Brooks	9.7
RJ Davis	7.7

Carolina's Top 5 Scorers	6 Losses
Garrison Brooks	12.3
Day'Ron Sharpe	9.3
Caleb Love	9.2
RJ Davis	9.2
Armando Bacot	9.0

UNC'S RECORD WHEN ... UNDER ROY WILLIAMS

	2020-21	TOTALS
Home	6-0	239-40+
Away	3-5	123-75
Neutral	3-1	117-43
Overtime		11-13
Leads at Half	7-1	392-46
Trails at Half	4-5	68-106
Tied at Half	1-0	19-6
UNC shoots 50% or better FG	3-0	217-9
UNC shoots 40-49.9% FG	5-5	218-77
UNC shoots under 40% FG	4-1	44-72
Opponents shoot 50% or better FG	1-1	27-45
Opponents shoot 40-49.9% FG	6-5	222-91
Opponents shoot under 40% FG	5-0	230-22
UNC has more rebounds	11-5	407-85
Opponents have more rebounds	1-1	59-66
UNC has more offensive rebounds	11-6	319-103
Opponents have more offensive rebounds		129-44
UNC has more turnovers	6-5	157-84
Opponents have more turnovers	6-1	282-64
UNC scores 80 or more points	4-1	311-39
UNC scores less than 80 points	8-5	168-119
UNC scores 90 or more points	1-0	151-6
UNC scores 100 or more points		63-2
Opponents score 80 or more points	1-2	63-76
Opponents score less than 80 points	11-4	416-82
Opponents score 90 or more points	0-1	7-22
Opponents score 100 or more points		0-3
OVERALL RECORD	12-6	479-158

+ home record includes a 2009-10 win over William & Mary in Carmichael Arena, a 2016-17 win over Notre Dame in the Greensboro Coliseum and a 2019-20 loss to Wofford in Carmichael

CURRENT STREAKS

Overall	Won 1
Home	Won 8
Road	Won 1
Neutral Site	Won 1
vs. ACC Opponents (all games)	Won 1
vs. Home Non-ACC	Won 3
vs. Home ACC	Won 6
vs. Road Non-ACC	Lost 2
vs. Road ACC	Won 1
AP-ranked opponents	Lost 9
Overtime	Lost 3
UNC Scores 100 Points	Won 11
UNC Scores 90 Points	Won 3
UNC Scores 80 Points	Won 4
UNC Scores Less than 80 Points	Lost 1
UNC Scores Less than 70 Points	Lost 1
Opponents Score 80 Points	Won 1
UNC Leads at the Half	Won 4
UNC Trails at the Half	Lost 1
UNC Shoots 50% Field Goals	Won 5
UNC Shoots Under 40% Field Goals	Lost 1
Opponents Shoot 50% Field Goals	Won 1
Opponents Shoot Under 40% Field Goals	Won 6
UNC Makes 7 or More 3FGs	Won 1
Opponents Make 10 or More 3FGs	Won 4
UNC Makes 20 Free Throws	Won 4
Opponents Make More Free Throws	Won 1
UNC Has More Rebounds	Won 1
Opponents Have More Rebounds	Lost 1
UNC Has More Turnovers	Won 1
Opponents Have More Turnovers	Won 1

floor in six of the last nine halves (accomplished that five times in the first 27 halves).

- UNC has shot 50 percent or better from the floor in three of the last four games (.544 vs. NC State, .525 at Pittsburgh and .531 at Duke). Those are the first three times this season UNC has shot 50 percent.
- Carolina is 3-0 this season and 217-9 in 18 seasons under Roy Williams when it shoots 50 percent from the floor.

BACK ON HOME TURF

- Carolina is back at the Smith Center after three straight away games for the first time since hosting NC State on January 23. The unusual scheduling was a result of changes due to Covid-19 that moved the Notre Dame game from January 30 to January 2 and left UNC with an open date on the 30th.
- The Tar Heels are 6-0 at home this season – 2-0 in non-conference action and 4-0 in ACC play.
- Carolina is scheduled to play five of its next eight ACC games at the Smith Center and could play a sixth home game if the Clemson game that was postponed on January 12 is re-scheduled.
- Carolina had five previously scheduled non-conference games canceled after the NCAA limited schedules to 27 games. Those included home games against UNC Asheville, UNCW and Loyola (Md.) and games at Hawai'i and Monmouth.

SERIES VS. MIAMI

- Carolina leads the series, 26-8, including wins in each of the last five games.
- Carolina won at Miami, 67-65, on 1/5/21 (see below).
- The Tar Heels are 12-4 against the Canes in Chapel Hill (all at the Smith Center).
- UNC has won the last two games at the Smith Center, but the teams have split the last six in Chapel Hill dating back to 2013.
- Roy Williams is 22-8 against Miami – 2-1 at Kansas and 20-7 at UNC.

JANUARY 5, 2021 AT MIAMI

- Senior guard Andrew Platek hit the game-winning basket with 3.6 seconds to play. His winning shot came after Isaiah Wong tied the game with a high-arching shot with 14 seconds to play.
- Miami led, 53-43, with just under 12 minutes to play. It was the first time UNC trailed by double figures in the second half and won since trailing Louisville by 13 with 8:25 to play and winning on 1/10/2015.
- It was the second game in a row UNC shot less than 35 percent from the floor in a win (.344 for the game) and the second game in a row UNC won when shooting less than 40 percent in both halves.
- Carolina's field goal percentages for the game (.344) and first half (.310) were the lowest to date this season.
- Carolina made nine three-pointers and shot 45 percent from three-point range (9 of 20). UNC converted only 29.3 percent of its attempts from two-point range (12 of 41).
- UNC committed 20 turnovers. It was the first time UNC committed at least 20 turnovers and won a road game since committing 23 in a win at NC State on 1/8/2019.

TABLE OF CONTENTS

	Page(s)
ACC Standings	5
Historical Info	5-7
Associated Press Rankings	8
UNC-Miami All-Time Scores	9
Rosters, Pronunciation Guide	10
2020-21 Schedule and Results	11
2020-21 Postgame Notes	12-16
Roy Williams Bio/Charts	17-20
#0 Anthony Harris	21
#1 Leaky Black	22
#2 Caleb Love	23
#3 Andrew Platek	24
#4 RJ Davis	25
#5 Armando Bacot	26
#11 Day'Ron Sharpe	27
#13 Walker Kessler	28
#14 Puff Johnson	29
#15 Garrison Brooks	30
#24 Kerwin Walton	31
Game-by-Game Stats for Miller, Lebo, Smith, Farris and McAdoo	32
Career Highs	33
2020-21 Team Game-by-Game Stats	34
2020-21 Season Highs/Lows	35
Highs/Lows under Roy Williams	36
2020-21 Miscellaneous Stats,	37
Points Per Possession	
2020-21 Plus/Minus	38
2020-21 Speciality Stats, Starting Lineups,	39
Defensive Players of the Game	
Last Time it Happened ... UNC	40-41
Last Time ... UNC Freshmen	42
Last Time ... Opponents	42-43
2020-21 Box Scores	44-48
Photo ID Roster	49
Media Information	50
2020-21 Stats	51
2020-21 ACC Stats	52

TAR HEEL SPORTS NETWORK STATION LIST

Albemarle	WSPC	1010 AM
Asheville	WPEK	880 AM
Asheville	WPEK	92.9 FM
Boone	WWMY	102.3 FM
Bryson City	WBHN	1590 AM
Burlington	WBAG	1150 AM
Chapel Hill	WCHL	1360 AM
Chapel Hill	WCHL	97.9 FM
Charlotte	WBT	1110 AM
Charlotte	WBT	99.3 FM
Fayetteville	WFAY	100.1 FM
Fayetteville	WFAY	1230 AM
Greensboro/Triad	WPTI	94.5 FM
Greenville	WRHD	97.9 HD2
Greenville	WRHD	97.9 FM
Henderson	WIZS	1450 AM
Hendersonville	WHKP	1450 AM
Hendersonville	WHKP	107.7 FM
Jacksonville	WNBU	94.1 FM
Kinston	WRNS	960 AM
Laurinburg	WEWO	1460 AM
Lexington	WLXN	1440 AM
Lexington	WLXN	99.9 FM
Lincolnton	WLON	1050 AM
Lumberton	WAGR	1340 AM
Manteo	WOXB	98.1 FM
Martinsville	WHEE	1370 AM
Martinsville	WMVA	1450 AM
Morehead City	WNBU	94.1 FM
Morganton	WMNC	92.1 FM
Mount Airy	WSYD	1300 AM
New Bern	WNBU	94.1 FM
Raleigh	WTKK	106.1 FM
Rockingham	WAYN	900 AM
Roxboro	WRXO	1430 AM
Roxboro	WKRX	96.7 FM
Rutherfordton	WCAB	590 AM
Salisbury	WSAT	1280 AM
Salisbury	WSAT	103.3 FM
Sanford	WFJA	105.5 FM
Shelby	WOHS	1390 AM
Waynesville	WMXF	1400 AM
West Jefferson	WKSK	580 AM
West Jefferson	WKSK	93.5 FM
Whiteville	WTXY	1540 AM
Williamston	WIAM	900 AM
Wilmington	WMFD	630 AM
Wilmington	WMFD	95.9 FM

- Leaky Black had career highs in field goals (6), three-pointers (4 for 4) and points (16).
- It was the first time in his career Black led UNC in scoring.
- Freshman Day'Ron Sharpe pulled down 16 rebounds (seven offensive). That tied the second-most rebounds by a Tar Heel freshman.
- Freshman Kerwin Walton made three 3FGs, scored 13 points and had four assists.

FRESHMEN FOCUS

- KenPom ranks Carolina the 323rd-most experienced team in the nation (out of 342 teams). Seven of UNC's 11 rotation players are freshmen. Those freshmen have played 51.0 percent of all minutes played (1,837 of 3,600).
- Freshmen have made 39 starts this season, including 16 by Caleb Love, 10 by RJ Davis and 10 by Kerwin Walton. That's the fourth most in the country behind Kentucky, Washington State and Kansas State.
- Carolina has started the same lineup in each of the last seven games (Love, Walton, Black, Brooks and Bacot).
- UNC has used five different starting lineups this season.
- Freshmen are second (Love), fourth (Sharpe), fifth (Davis) and sixth (Walton) in scoring for the Tar Heels. This is the first time three freshmen are among UNC's top five scorers since 2006-07, when Brandan Wright, Wayne Ellington and Ty Lawson were second, third and fourth, respectively.
- Freshmen (including red-shirt freshman Anthony Harris) have scored 53.6 percent of Carolina's points this season. That's the second-highest percentage in any season at UNC. The 2002-03 team included Rashad McCants, Sean May, Raymond Felton and David Noel. In the first nine games that season, before May broke his foot, the freshmen accounted for 62 percent of the team's scoring.

HIGHEST PERCENTAGE OF SCORING BY UNC FRESHMEN

.584 in 2002-03
.536 in 2020-21
 .502 in 2006-07
 .501 in 2005-06
 .372 in 1995-96

- This is the eighth time in Williams' 18 seasons at UNC a freshman has started at the point for at least a majority of the season: Bobby Frasier in 2005-06, Ty Lawson in 2006-07, Kendall Marshall in 2010-11, Marcus Paige in 2012-13, Nate Britt in 2013-14, Coby White in 2018-19, Cole Anthony in 2019-20 and Caleb Love in 2020-21.
- Caleb Love (Wake Forest and NC State), RJ Davis (Syracuse and Florida State) and Day'Ron Sharpe (Notre Dame) have won ACC Freshman of the Week honors this season. This is the first time three Tar Heels have won the award in the same season since Harrison Barnes, Kendall Marshall and Reggie Bullock combined to win seven times in 2010-11.

THREES

- Carolina tied its season high with 10 three-pointers in its 91-87 win at Duke. UNC also made 10 threes in a seven-point loss at Florida State.
- UNC was 10 of 15 at Duke, a percentage of .667 that was the highest ever by UNC against Duke (except for the 1983 game in Cameron

when the ACC experimented with a three-point line at 17 feet, nine inches).

- It tied the seventh-highest three-point percentage in any game by UNC in which the Tar Heels made 10 or more threes.

HIGHEST THREE-POINT FIELD GOAL PERCENTAGE

(min. 10 three-pointers made)

.800 at Duke, March 5, 1983 (12 of 15)
 .733 vs. Wake Forest, Feb. 22, 2014 (11 of 15)
 .727 vs. WCU, Dec. 6, 2017 (16 of 22)
 .706 vs. Hofstra, Nov. 18, 2010 (12 of 17)
 .688 at App. State, Nov. 17, 2000 (11 of 16)
 .680 vs. Florida State, Jan. 25, 1995 (17 of 25)
.667 at Duke, Feb. 6, 2021 (10 of 15)
 .667 at Old Dominion, Dec. 29, 1994 (10 of 15)
 .667 vs. Clemson, Feb. 21, 1987 (12 of 18)

- It was also the fourth highest percentage in the Roy Williams era (in games with 10 or more made three-pointers).
- The Tar Heels are shooting 32.0 percent from three-point range this season, which is on pace to be the second lowest in school history.

LOWEST THREE-POINT FIELD GOAL PERCENTAGE

.304 in 2019-20 (181 of 595)
.320 in 2020-21 (97 of 303)
 .327 in 2015-16 (224 of 685)
 .328 in 2010-11 (190 of 580)
 .329 in 2009-10 (176 of 535)

- UNC has made 40 percent or better in five games this season and is 2-3 in those games, all of which have come on the road (wins at Miami and Duke; losses at Iowa, Georgia Tech and Duke).
- Carolina has been outscored 180-96 from the three-point line in its six losses this season.
- The opponents have averaged 10.0 threes in the six losses and shot 42.9 percent by beyond the arc (UNC has made 5.3 per game in the losses).

REBOUNDING

- Carolina leads the nation in rebound margin (+11.0), is second in offensive rebounds (15.1 per game) and fifth in rebounds per game (42.6).
- The school record for offensive rebounds per game is 15.75 in 2016-17.
- Carolina is second to Houston in offensive rebound percentage. The Cougars grab 40.3 percent of their misses, while the Tar Heels grab 40.0 percent of theirs.
- Carolina is averaging 16.6 second-chance points with a season-high 30 vs. Charleston, low of seven at Georgia Tech and 20 or more four times. The 16.6 points are the second-most second-chance points UNC has averaged in the last 10 seasons (17.6 in 2016-17).
- This is the seventh consecutive season UNC is averaging at least 40 rebounds per game (the 14th time in Roy Williams' 18 seasons as UNC's head coach).
- UNC's rebound margin of +11.0 per game is on pace to tie the second highest in school history (the record is +12.3 in 2016-17).

HIGHEST REBOUNDING MARGIN PER GAME

12.3 in 2016-17
11.0 in 2020-21
 11.0 in 2007-08
 10.8 in 1956-57
 10.4 in 2018-19
 10.4 in 2011-12

- Carolina has finished first, first, first and second in the nation in rebounds per game in the last four seasons and in the top 10 nationally in rebound margin in each of the last six seasons.
- Three Tar Heels are averaging at least seven rebounds a game (7.8 by Day'Ron Sharpe, 7.4 by Armando Bacot and 7.1 by Garrison Brooks). This is the first time three Tar Heels averaged 7.0 or more rebounds since 1969-70 (Lee Dedmon, Charlie Scott and Dennis Wuycik).

MOVE THE BALL

- Carolina has never committed more turnovers than it had assists in 17 previous seasons under Roy Williams. The closest margin was in 2009-10, when UNC had 552 assists and 512 turnovers.
- Through 18 games the Tar Heels have 272 assists and 271 turnovers.
- In ACC play, the Tar Heels have 183 assists and 161 turnovers.
- Carolina had more assists than turnovers in only three of its first nine games this season, but it has more assists than turnovers in seven of the last nine games.
- The Tar Heels are 8-2 this season when they have more assists than turnovers.
- Four Tar Heels have more assists than turnovers (Leaky Black 48/24, Kerwin Walton 34/21, RJ Davis 40/32 and Anthony Harris 7/3).
- In 18 seasons under Roy Williams, the Tar Heels have won 81.5 percent of its games when they have fewer turnovers than their opponents.

DEFENSIVE HONORS

- Freshman point guard Caleb Love won his first defensive player of the game award in the loss at Clemson.
- Love is one of seven different Tar Heel to earn defensive player of the game honors in UNC's last nine games. The only players to win the award, which is based on the coaches' grades, twice in that span are RJ Davis and Garrison Brooks.
- Freshmen have won the award eight times in 18 games, including seven times in the last 11 contests.
- Day'Ron Sharpe and Brooks lead UNC with four awards apiece this season.
- Brooks has won the award 37 times in his career, the second most by a Tar Heel since 2007 (39 by Marcus Paige from 2012-16). Brooks won the award at Duke.

CLOSE LOSSES

- Carolina has either led in the final 10 minutes, including two times when UNC led inside the final 3:30, or trailed by one possession in five of its six losses season:
 - took a 65-63 lead over Texas with 2:35 to play on a Garrison Brooks basket, but lost, 69-67, on a last-second shot;
 - took a 68-67 lead at Iowa with 9:30 to play, but lost, 93-80;
 - rallied from 17 down to within two at NC State with 10 seconds to play and had two three-point attempts in the final seconds that could have tied the game in a 79-76 loss;
 - led Georgia Tech by six at the half, by eight with 6:36 to play and 65-64 with 3:25 remaining, but lost, 72-67;
 - trailed Florida State, 74-73, with 2:22 to play in the Seminoles' 82-75 win in Tallahassee.

UNC'S RECORD THIS SEASON WHEN...

Six players score in double figures	1-0
Five players score in double figures	2-1
Four players score in double figures	5-2
Three players score in double figures	3-1
Two players score in double figures	1-1
One player scores in double figures	0-1
Bacot scores in double figures	10-3
Black scores in double figures	3-1
Brooks scores in double figures	7-4
Davis scores in double figures	6-4
Harris scores in double figures	1-0
Love scores in double figures	7-3
Platek scores in double figures	2-1
Sharpe scores in double figures	6-2
Walton scores in double figures	5-1
Bacot has a double-double	3-1
Brooks has a double-double	1-0
Sharpe has a double-double	4-0
Davis makes multiple 3FG	3-2
Love makes multiple 3FGs	3-2
Walton makes three 3FGs	4-3
Black has four or more assists	3-1
Love has more assists than turnovers	5-3

NOVEMBER 2020 SIGNEES

- D'Marco Dunn, a 6-5 guard from Tucson, Ariz., and Dontrez Styles, a 6-7 wing from Kinston, N.C., signed National Letters of Intent to play for the Tar Heels.
- Dunn moved in 2019 to Fayetteville, N.C., where he plays at Westover High School for Coach George Stackhouse. He led Westover to a 30-0 record and conference title. Westover was named co-state champions by the North Carolina High School Athletic Association after the playoffs were canceled due to the pandemic.
- Dunn was an all-state selection in 2020 and was named PAC 9 Conference, Cumberland County and District Player of the Year. He previously attended Marana High School in Tucson for two years before moving to Fayetteville.
- Styles played for Coach Perry Tyndall at Kinston High School. He averaged 19.7 points and 11 rebounds as a junior when he led Kinston to a 26-4 record.
- A four-time honor roll student, Styles was the 2019-20 Eastern Conference Player of the Year, a three-time all-conference selection, all-state honoree and an all-tournament pick at the John Wall Holiday Invitational.

2020-21 NBA TAR HEELS

Cole Anthony (Orlando)
Harrison Barnes (Sacramento)
Tony Bradley (Philadelphia)
Reggie Bullock (New York)
Ed Davis (Minnesota)
Wayne Ellington (Detroit)
Danny Green (Philadelphia)
Justin Jackson (Oklahoma City)
Cameron Johnson (Phoenix)
Nassir Little (Portland)
Theo Pinson (New York)
Coby White (Chicago)

JAMISON TO ENTER COLLEGE HALL OF FAME

- Antawn Jamison will become the 12th Tar Heel player or coach enshrined in the NABC College Basketball Hall of Fame. He will join coaches Ben Carnevale, Frank McGuire, Dean Smith, Larry Brown (who played at UNC) and Roy Williams, and players Billy Cunningham, Bob McAdoo, James Worthy, Phil Ford, Charlie Scott and Sam Perkins.
- The Class of 2021 includes Jamison, the late Len Bias of Maryland, UCLA's David Greenwood, Bradley's Hersey Hawkins, Ohio State's Jim Jackson, Kansas's Paul Pierce (coached by Roy Williams) and coaches Rick Byrd and Tom Penders.
- Jamison was the 1998 National Player of the Year and first ACC player to earn first-team All-ACC honors as a freshman, sophomore and junior. He was the third player in ACC history to be named ACC Player of the Year, ACC Tournament MVP, NCAA Regional MVP and National Player of the Year in the same season (1997-98).

CAROLINA BASKETBALL HISTORICAL FACTS & FIGURES

Seasons: 110

All-Time: 2288-824 (.735)

ACC Regular-Season: 712-294 (.708)

All-Time Home: 1,006-191 (.840)

Dean E. Smith Center: 432-80 (.844)

Smith Center ACC: 222-63 (.779)

Smith Center Non-Conference: 210-17 (.925)

ACC Regular-Season Titles (32)

1956, 1957, 1959, 1960, 1961, 1967, 1968, 1969, 1971, 1972, 1976, 1977, 1978, 1979, 1982, 1983, 1984, 1985, 1987, 1988, 1993, 1995, 2001, 2005, 2007, 2008, 2009, 2011, 2012, 2016, 2017, 2019

ACC Tournament Record: 102-48 (.680)

ACC Tournament Titles (18)

1957, 1967, 1968, 1969, 1972, 1975, 1977, 1979, 1981, 1982, 1989, 1991, 1994, 1997, 1998, 2007, 2008, 2016

NCAA Tournament Appearances (50)

1941, 1946, 1957, 1959, 1967, 1968, 1969, 1972, 1975, 1976, 1977, 1978, 1979, 1980, 1981, 1982, 1983, 1984, 1985, 1986, 1987, 1988, 1989, 1990, 1991, 1992, 1993, 1994, 1995, 1996, 1997, 1998, 1999, 2000, 2001, 2004, 2005, 2006, 2007, 2008, 2009, 2011, 2012, 2013, 2014, 2015, 2016, 2017, 2018, 2019

NCAA Championships (6)

1957, 1982, 1993, 2005, 2009, 2017

NCAA Championship Game Appearances (11)

1946, 1957, 1968, 1977, 1981, 1982, 1993, 2005, 2009, 2016, 2017

NCAA Final Fours (20)

1946, 1957, 1967, 1968, 1969, 1972, 1977, 1981, 1982, 1991, 1993, 1995, 1997, 1998, 2000, 2005, 2008, 2009, 2016, 2017

NCAA Regional Final or Elite Eights (28)

1941, 1946, 1957, 1967, 1968, 1969, 1972, 1977, 1981, 1982, 1983, 1985, 1987, 1988, 1991, 1993, 1995, 1997, 1998, 2000, 2005, 2007, 2008, 2009, 2011, 2012, 2016, 2017

NCAA Regional Semifinals or Sweet 16s (36)

1941, 1946, 1957, 1967, 1968, 1969, 1972, 1975, 1977, 1981, 1982, 1983, 1984, 1985, 1986, 1987, 1988, 1989, 1990, 1991, 1992, 1993, 1995, 1997, 1998, 2000, 2005, 2007, 2008, 2009, 2011, 2012, 2015, 2016, 2017, 2019

Helms Foundation National Champions: 1924

NIT Champions: 1971

National Players of the Year (11 players, 13 seasons)

Jack Cobb 1924, George Glamack 1940-41, Lennie Rosenbluth 1957, Phil Ford 1978, James Worthy 1982, Michael Jordan 1983-84, Kenny Smith 1987, Jerry Stackhouse 1995, Antawn Jamison 1998, Sean May 2005, Tyler Hansbrough 2009

Naismith Hall of Fame (11)

Ben Carnevale 1970, Frank McGuire 1977, Dean Smith 1983, Billy Cunningham 1986, Bob McAdoo 2000, Larry Brown 2002, James Worthy 2003, Roy Williams 2007, Michael Jordan 2009, Charlie Scott 2018, Bobby Jones 2019

First-Team All-Americans 39 players, 63 times

Most Recent: Justin Jackson, 2017

Consensus First-Team All-Americans (18 players, 27 times)

Cartwright Carmichael 1923-24, Jack Cobb 1924-25-26, George Glamack 1940-41, Lennie Rosenbluth 1957, Larry Miller 1968, Robert McAdoo 1972, Phil Ford 1977-78, James Worthy 1982, Sam Perkins 1983-84, Michael Jordan 1983-84, Kenny Smith 1987, J.R. Reid 1988, Jerry Stackhouse 1995, Antawn Jamison 1998, Joseph Forte 2001, Tyler Hansbrough 2007-08-09, Brice Johnson 2016, Justin Jackson 2017

Final Four MVPs (5)

James Worthy 1982, Donald Williams 1993, Sean May 2005, Wayne Ellington 2009, Joel Berry II 2017

National Coaches of the Year (12 times)

Frank McGuire 1957, Dean Smith 1977-79-82-83, Bill Guthridge 1998, Matt Doherty 2001, Roy Williams 2005-06-09-17-19

First-Team All-ACC (51 players, 78 times)

Most Recent: Cameron Johnson 2019

ACC Players of the Year (15 times)

Lennie Rosenbluth 1957, Pete Brennan 1958, Lee Shaffer 1960, Billy Cunningham 1965, Larry Miller 1967-68, Mitch Kupchak 1976, Phil Ford 1978, Michael Jordan 1984, Antawn Jamison 1998, Joseph Forte co-winner 2001, Tyler Hansbrough 2008, Ty Lawson 2009, Tyler Zeller 2012, Justin Jackson 2017

ACC Rookies of the Year (9)

Sam Perkins 1981, Michael Jordan 1982, J.R. Reid 1987, Ed Cota 1997, Joseph Forte 2000, Marvin Williams 2005, Tyler Hansbrough 2006, Brandon Wright 2007, Harrison Barnes 2011

ACC Tournament MVPs (19 times)

Lennie Rosenbluth 1957, Larry Miller 1967-68, Charles Scott 1969, Lee Dedmon 1971, Robert McAdoo 1972, Phil Ford 1975, John Kuester 1977, Dudley Bradley 1979, Sam Perkins 1981, James Worthy 1982, J.R. Reid 1989, Rick Fox 1991, Jerry Stackhouse 1994, Hammond Williams 1997, Antawn Jamison 1998, Brandon Wright 2007, Tyler Hansbrough 2008, Joel Berry II 2016

UNC'S ALL-TIME RANKINGS

	National Rank	Total
Wins	3rd	2,288
Winning Percentage	2nd	.735
NCAA Tournament Titles	3rd	6
Final Fours	1st	20
NCAA Tournaments	2nd	50
NCAA Tournament Games	2nd	173
NCAA Tournament Wins	2nd	126
NCAA Tournament Win Pct.	2nd	.728
ACC Regular-Season Titles	1st	32
ACC Regular-Season Wins	1st	712
ACC Tournament Titles	2nd	18
ACC Tournament Finals	1st	35
ACC Tournament Wins	2nd	102
NBA First-Round Draft Picks	2nd	53
NBA Draft Picks	3rd	117
1,000-Point Scorers	1st	78
Olympic Gold Medalists	1st	10

ACC STANDINGS (through Feb. 6)

	ACC	Overall
Virginia	9-1	13-3
Florida State	6-2	10-3
Virginia Tech	8-3	14-4
Louisville	6-3	11-4
North Carolina	7-4	12-6
Georgia Tech	5-4	9-6
Clemson	6-5	12-5
Pittsburgh	5-5	9-6
Duke	5-5	7-7
Syracuse	4-5	10-6
NC State	4-6	8-7
Notre Dame	4-7	7-10
Miami	3-10	7-11
Wake Forest	2-8	5-8
Boston College	1-7	3-11

RECORDS VS. 2020-21 OPPONENTS

	UNC	Roy Williams (UNC/Total)
Boston College	18-6	16-5/16-5
Charleston	5-3	3-1/3-1
Clemson	133-23	21-5/21-5
Duke	140-114	17-22/18-25
Florida State	50-15	20-8/21-8
Georgia Tech	69-27	15-11/16-11
Iowa	1-4	1-2/1-4
Kentucky	25-16	9-7/10-10
Louisville	15-7	8-4/9-5
Miami	26-8	20-7/22-8
UNLV	5-1	2-1/5-1
NC Central	3-0	3-0/3-0
NC State	161-79	33-5/38-5
Notre Dame	26-8	11-4/11-4
Pittsburgh	15-5	8-4/9-4
Stanford	13-0	3-0/5-0
Syracuse	14-5	10-3/11-5
Texas	3-9	1-8/7-9
Virginia	131-59	16-13/18-14
Virginia Tech	69-15	16-5/16-5
Wake Forest	163-67	17-6/19-7

CAROLINA: BY THE NUMBERS



- 1 Carolina has been ranked **No. 1 in the final Associated Press poll** six times, the fourth most in college basketball history (1957, 1982, 1984, 1994, 1998 and 2008).
- 1 **First overall selection** in NBA Drafts (James Worthy 1982 and Brad Daugherty 1986).
- 1 Marvin Williams was the first player to leave college after his freshman season, play in the NBA and **return to college to earn his degree**.
- 1 Roy Williams is the only head coach to win **three NCAA titles at his alma mater**.
- 2 Danny Green and LeBron James are the only two players in NBA history to **start for three different teams that won NBA championships** (Green in 2014 San Antonio, 2019 Toronto and 2020 Los Angeles Lakers).
- 2.3 **Average ACC regular-season finish**, best all-time.
- 3 Tar Heel players with **NCAA and NCAA championships** (James Worthy, Michael Jordan and Danny Green).
- 3 **Bob Cousy Award** winners (Raymond Felton 2005, Ty Lawson 2008, Kendall Marshall 2012). UNC is the only school with three recipients.
- 4 Tyler Hansbrough is the only player in ACC history to earn **first-team All-America honors four times**.
- 4 **NBA Draft Lottery** picks in 2005. Carolina was the first school to have four Lottery picks in the same draft. UNC also had four first-round selections in 2012.
- 4 Luke Maye, Marcus Paige, Tyler Zeller and Henrik Rodl won **Academic All-ACC honors four times** among the 61 occasions Tar Heels have earned that distinction.
- 4 & 5 Roy Williams has the **fourth-most wins by a Division I coach** in NCAA history (897) and Dean Smith is fifth (879).
- 5 **National Coaches of the Year** (Frank McGuire in 1957, Dean Smith four times, Bill Guthridge in 1998, Matt Doherty in 2001, Roy Williams five times).
- 5 **Most Outstanding Players in the Final Four** (James Worthy in 1982, Donald Williams in 1993, Sean May in 2005, Wayne Ellington in 2009, Joel Berry II in 2017).
- 5 **NBA Rookies of the Year** (Bob McAdoo, Walter Davis, Phil Ford, Michael Jordan, Vince Carter).
- 6 Tyler Zeller (2011, 2012), Marcus Paige (2015, 2016) and Luke Maye (2018, 2019) have won six **Skip Prosser Awards**, given to the ACC's top scholar-athlete.
- 6 James Worthy is one of six players to win **Final Four and NBA Finals Most Outstanding/Valuable Player** honors with Wilt Chamberlain, Magic Johnson, Hakeem Olajuwon, Isiah Thomas and Bill Walton).
- 7 **National Championships** (NCAA Tournament titles won in 1957, 1982, 1993, 2005, 2009 and 2017 and the 1924 team that was selected by the Helms Foundation)
- 7 Carolina is 7-0 in games matching the **No. 1 vs. No. 2** teams in the Associated Press poll (most recent, 2005 NCAA final when No. 2 UNC beat No. 1 Illinois).
- 8 **Retired jerseys/number**: 10 Lennie Rosenbluth, 12 Phil Ford, 20 George Glamack, 23 Michael Jordan, 33 Antawn Jamison, 50 Tyler Hansbrough, 52 James Worthy and Jack Cobb (no number).
- 8 **ACC Player of the Week** awards won by Tyler Hansbrough in 2007-08, most in a season in league history.
- 8 Ty Lawson set the **NCAA championship game record** with eight steals in 2009 vs. Michigan State.
- 9 **ACC Rookies of the Year** (Sam Perkins 1981, Michael Jordan 1982, J.R. Reid 1987, Ed Cota 1997, Joseph Forte 2000, Marvin Williams 2005, Tyler Hansbrough 2006, Brandon Wright 2007, Harrison Barnes 2011)
- 10 **Gold medals** won by Tar Heels in the Summer Olympics, more than any other school all-time.
- 10 **First-team Academic All-Americas**, including Tyler Zeller in 2011 and 2012, when he was the National Academic All-America of the Year, and Marcus Paige in 2016. That's the sixth-most in college basketball history.
- 11 **Naismith Memorial Basketball Hall of Famers** (Ben Carnevale, Frank McGuire, Larry Brown, Dean Smith, Billy Cunningham, Charlie Scott, Bob McAdoo, Bobby Jones, James Worthy, Michael Jordan and Roy Williams)
- 11 **Final Fours** reached by Dean Smith, third most in college basketball history. Roy Williams has led nine teams to the Final Four – five at Carolina and four at Kansas.
- 12 **ACC Player of the Week** honors won by Antawn Jamison, which equals the ACC record.
- 13 **National Players of the Year** (Jack Cobb 1926, George Glamack 1940 and 1941, Lennie Rosenbluth 1957, Phil Ford 1978, James Worthy 1982, Michael Jordan 1983 and 1984, Kenny Smith 1987, Jerry Stackhouse 1995, Antawn Jamison 1998, Sean May 2005, Tyler Hansbrough 2008).
- 13 Seasons under Roy Williams that UNC's **strength of schedule** was ranked among the 10 most difficult in the nation.
- 14 Tar Heels have played in the **Summer Olympics**, including Michael Jordan, who played in both 1984 and 1992.
- 14 **Wins over the No. 1** team in the Associated Press poll, most in college basketball history.
- 15 **ACC Players of the Year** (Lennie Rosenbluth 1957, Pete Brennan 1958, Lee Shaffer 1960, Billy Cunningham 1965, Larry Miller 1967 and 1968, Mitch Kupchak 1976, Phil Ford 1978, Michael Jordan 1984, Antawn Jamison 1998, Joseph Forte 2001, Tyler Hansbrough 2008, Ty Lawson 2009, Tyler Zeller 2012, Justin Jackson 2017).
- 17 **NCAA Tournament No. 1 seeds**, more than any school in college basketball (1979, 1982, 1984, 1987, 1991, 1993, 1994, 1997, 1998, 2005, 2007, 2008, 2009, 2012, 2016, 2017, 2019).
- 17 **Regular-season ACC championships** won by Dean Smith, most all-time.
- 18 **ACC Tournament championships**, second most in ACC history.
- 20 **Final Fours**, most in college basketball history (1946, 1957, 1967, 1968, 1969, 1972, 1977, 1981, 1982, 1991, 1993, 1995, 1997, 1998, 2000, 2005, 2008, 2009, 2016, 2017).
- 20 Joel Berry II became the first player since UCLA's Bill Walton (in 1972 and 1973) to **score 20 points in consecutive national championship games** (20 vs. Villanova in 2016 and 22 vs. Gonzaga in 2017).

- 21 Carolina's halftime lead over Michigan State in the 2009 national championship game, the **largest halftime margin in NCAA finals** history.
- 22 **NBA record seasons played** by Vince Carter.
- 23 **Michael Jordan**: six-time NBA champion and NBA Finals MVP, five-time MVP, ESPN's Greatest Athlete of the 20th Century
- 24 **AP poll finishes in the top five**, the second most in college basketball history.
- 25 Has **won 25** or more games an NCAA-record 38 times.
- 25 Donald Williams is the last player to score **25 points in both the national semifinal (1993 vs. Kansas) and championship game** (vs. Michigan).
- 26 **No. 1 seeds in the ACC Tournament**, most all-time.
- 27 **Consensus first-team All-America** seasons, the second most in college basketball history (most recent Justin Jackson in 2017).
- 32 **ACC regular-season championships**, 13 more than other school.
- 32 The 1956-57 Tar Heels went 32-0 to win the first of UNC's six NCAA championships. The 32 wins ties the **NCAA record for wins in a perfect season** (with Indiana 1975-76).
- 34 Cole Anthony's points in his 2019-20 debut vs. Notre Dame, the **ACC scoring record for first collegiate game**.
- 34 Bill Guthridge, in his first season as head coach after 30 as an assistant to Dean Smith, won 34 games in 1997-98, the **NCAA record for wins by a first-year head coach**.
- 35 **NBA championships** won by 17 former Tar Heel players (25 more than any other ACC school).
- 35 **ACC Tournament championship game** appearances, most all-time (35 finals in 65 ACC Tournaments).
- 35 **Consecutive post-season appearances** from 1967-2001, the most in college basketball history.
- 38 **AP poll finishes in the top 10**, the second most in college basketball history.
- 39 Tar Heels have earned **first-team All-America** honors 63 times.
- 39 **Regular-season conference championships** (32 ACC, seven Southern), third most in college basketball history.
- 39 Al Wood's points vs. Virginia in 1981 Final Four, the **NCAA record for the national semifinals**.
- 40 **Consecutive double-doubles** by Billy Cunningham, the ACC record and second-longest streak in college basketball history.
- 50 **NCAA Tournament appearances**, second most in college basketball history.
- 51 **Seasons ranked in the final AP poll**, the second most in college basketball history.
- 53 **First-round NBA Draft picks** who played for Carolina, the second most all-time.
- 53 **Jerseys of former players that hang in the rafters** of the Dean E. Smith Center. That includes eight players whose jerseys/numbers are retired and 45 that are honored (number may be worn again).
- 59 **Consecutive home wins** over Clemson before a loss, the longest streak in college basketball history.
- 63.7 Brendan Haywood's **career field goal percentage**, the ACC record.
- 72.8 **NCAA Tournament winning percentage**, second highest in college basketball history.
- 73.5 **Winning percentage**, second highest in college basketball history.
- 78 **1,000-point scorers**, most in college basketball history (Garrison Brooks scored his 1,000th point this season).
- 78 **First-team All-ACC** selections by 51 Tar Heels. The 78 first-team honors are the most in ACC history.
- 79 **NCAA Tournament wins for Roy Williams**, second-most in college basketball history. Dean Smith is third with 65.
- 79 **McDonald's All-America** high school players who have gone on to play for the Tar Heels, including RJ Davis, Walker Kessler, Caleb Love and Day'Ron Sharpe in 2020.
- 84.0 **Home court winning percentage** (1,006-191 all-time home record).
- 102 **ACC Tournament wins**, second most all-time.
- 110 **Weeks ranked No. 1** in the AP poll, the fourth-most in college basketball history.
- 123 **Wins in games played** by Danny Green from 2005-09, most by a Tar Heel.
- 126 **NCAA Tournament wins**, second most in college basketball history. Only one other ACC school has played in more NCAA Tournament games than UNC has won.
- 133 **Double-figure scoring games** by Tyler Hansbrough, the all-time ACC record
- 152 **ACC record for games played** by Deon Thompson from 2006-10.
- 171 Tar Heel **players in the Final Four**, more than any other school in NCAA history.
- 173 **NCAA Tournament games**, second most in NCAA Tournament history.
- 573 **ACC regular-season wins** between Dean Smith (364) and Roy Williams (209), who rank second and third all-time. They are two of three coaches in ACC history to win at least 200 ACC regular-season games.
- 712 **ACC regular-season wins**, most all-time.
- 879 Wins as Carolina's head coach by **Dean Smith**, which set the NCAA record in 1997 and stands as the fifth-most by a Division I coach today.
- 897 **Roy Williams' all-time wins**, the fourth-most in college basketball history (479 at UNC, 418 at Kansas).
- 928 **Weeks in the AP poll**, the most in college basketball history.
- 982 **NCAA record free throws** made by Tyler Hansbrough.
- 1,000 Ed Cota is the **only player in college basketball history** with 1,000 points, 1,000 assists and 500 rebounds.
- 1976 The United States won **Olympic gold in Montreal** in 1976 led by head coach Dean Smith, assistant coach Bill Guthridge and four Tar Heel players – Walter Davis, Phil Ford, Mitch Kupchak and Tom LaGarde.
- 2,288 **Wins**, the third most in college basketball history.
- 2,872 Tyler Hansbrough's **career scoring total**, the **ACC record**.

CAROLINA & THE ASSOCIATED PRESS POLL



FINAL ASSOCIATED PRESS POLLS (charts researched at collegepollarchive.com)

MOST TIMES RANKED NO. 1 IN THE FINAL AP POLL

10 – Kentucky
8 – Duke
8 – UCLA
6 – North Carolina
4 – Kansas

MOST TIMES RANKED IN THE TOP 5 IN THE FINAL AP POLL

30 – Kentucky
24 – North Carolina
22 – Kansas
18 – UCLA
17 – Duke

MOST TIMES RANKED IN THE TOP 10 IN THE FINAL AP POLL

45 – Kentucky
38 – North Carolina
38 – Duke
31 – Kansas
26 – UCLA

MOST TIMES RANKED IN THE FINAL AP POLL

53 – Kentucky
51 – North Carolina
49 – Duke
45 – Kansas
41 – UCLA

ALL ASSOCIATED PRESS POLLS (through Feb. 1, 2021 poll)

MOST WEEKS RANKED IN THE AP POLL (OUT OF 1,215 TOTAL POLLS)

928 – North Carolina (76.4 percent, the highest percentage of all teams)
920 – Kentucky
841 – Duke
797 – Kansas
699 – UCLA

MOST CONSECUTIVE WEEKS RANKED IN THE AP POLL

172 – 1989-90 to 1999-2000 (No. 4 in college basketball history)
171 – 1972-73 to 1982-83 (No. 5 all-time)
106 – 2013-14 to 2019-20 (No. 15 all-time)
87 – 1984-85 to 1989-90 (No. 23 all-time)
75 – 2005-06 to 2009-10 (No. 32 all-time)

MOST TIMES RANKED NO. 1 IN ALL AP POLLS

144 – Duke
134 – UCLA
125 – Kentucky
110 – North Carolina
73 – Kansas

MOST CONSECUTIVE WEEKS RANKED NO. 1 IN THE AP POLL

15 – 1983-84 (No. 10 all-time)
13 – 1985-86 (No. 14 all-time)
11 – 2007-08 to 2008-09 (No. 17 all-time)
11 – 2007-08 (No. 17 all-time)
10 – 1956-67 to 1957-58 (No. 22 all-time)

MOST TIMES RANKED IN THE TOP 5 IN ALL AP POLLS

463 – Kentucky
433 – North Carolina
425 – Duke
379 – Kansas
311 – UCLA

MOST TIMES RANKED IN THE TOP 10 IN ALL AP POLLS

711 – Kentucky
697 – Duke
686 – North Carolina
582 – Kansas
461 – UCLA

MOST CONSECUTIVE WEEKS RANKED IN THE TOP 10 IN THE AP POLL

62 – 2005-06 to 2009-10 (No. 10 all-time)
62 – 1984-85 to 1988-89 (No. 10 all-time)
57 – 1966-67 to 1969-70 (No. 12 all-time)
54 – 1992-93 to 1994-95 (No. 13 all-time)
25 – 1990-91 to 1991-92 (No. 84 all-time)

NUMBER 1 VERSUS NUMBER 2 (UNC is 7-0 in 1 vs. 2 games)

Date	Result
3/23/57	No. 1 UNC 54, No. 2 Kansas 53 (3 OT) – NCAA championship
12/26/81	No. 1 UNC 82, No. 2 Kentucky 69
1/9/82	No. 1 UNC 65, No. 2 Virginia 60
2/4/86	No. 1 UNC 78, No. 2 Georgia Tech 77 (OT)
2/3/94	No. 2 UNC 89, No. 1 Duke 78
2/5/98	No. 2 UNC 97, No. 1 Duke, 73
4/4/05	No. 2 UNC 75, No. 1 Illinois 70 – NCAA championship

CAROLINA IN THE ASSOCIATED PRESS POLL

Total Polls Ranked	928
Current Streak of Weeks in AP Poll	Not Ranked
Weeks at No. 1	110
Weeks at No. 2	81
Weeks at No. 3	84
Weeks at No. 4	87
Weeks at No. 5	71
Weeks at No. 6	58
Weeks at No. 7	52
Weeks at No. 8	54
Weeks at No. 9	54
Weeks at No. 10	35
Top 5 Rankings	433
Top 10 Rankings	686
Longest Streak of Weeks Ranked	172 from 1989-90 to 1999-2000
Most Consecutive Weeks No. 1	15 in 1983-84
Seasons Ranked	64 of 73
Seasons Ranked in the Top 10	57 of 73
Seasons in Final Top 10	38 of 72

2020-21 WEEKLY AP POLLS

Preseason	16
November 30	14
December 7	16
December 14	22
December 21	17
December 28	Not Ranked
January 4	Not Ranked
January 11	Not Ranked
January 18	Not Ranked
January 25	Not Ranked
February 1	Not Ranked

ROY WILLIAMS IN THE AP POLL

WEEKS RANKED IN THE TOP 25

at Carolina: 277
at Kansas: 243
Total: 520 of 610 (85.2 percent)
End-of-Season Top 25s: 27 (13 at Kansas, 14 at UNC)

WEEKS RANKED IN THE TOP 10

at Carolina: 183
at Kansas: 196
Total: 379 of 610 (62.1 percent)
End-of-Season Top 10s: 20 (9 at Kansas, 11 at UNC)

WEEKS RANKED IN THE TOP 5

at Carolina: 105
at Kansas: 143
Total: 248 of 610 (40.7 percent)
End-of-Season Top 5s: 14 (7 at Kansas, 7 at UNC)

WEEKS RANKED NO. 1

at Carolina: 29 (1 in 2006-07, 14 in 2007-08, 9 in 2008-09, 3 in 2011-12, 2 in 2015-16)
at Kansas: 30 (4 in 1989-90, 2 in 1992-93, 1 in 1993-94, 1 in 1994-95, 3 in 1995-96, 15 in 1996-97, 4 in 2001-02)
Total: 59
End-of-Season No. 1: 2 (1997 at Kansas, 2008 at UNC)

UNC-MIAMI SERIES



SERIES VS. MIAMI (UNC leads, 26-8)

Date	W-L	NC	UM	Site	Rank	Coach
1-13-50	W	55	53	away, Coral Gables Coliseum	—	TS
1-14-50	W	65	51	away, Coral Gables Coliseum	—	TS
12-6-86	W	122	77	home, Smith Center	1/-	DES
2-5-90	W	87	74	home, Smith Center	25/-	DES
12-18-99	W	78	68	Sunrise, Fla., Nat'l Car Rental Ctr, Orange Bowl Classic	7/-	BG
12-4-00	W	67	45	home, Smith Center	14/-	MD
1-4-03	L (ot)	61	64	away, Convocation Center	—	MD
1-7-04	W	89	64	home, Smith Center	12/-	RW
1-22-05	W	87	67	home, Smith Center	6/-	RW
1-14-06	L	70	81	home, Smith Center	20/-	RW
2-12-06	W	80	70	away, BankUnited Center	23/-	RW
1-31-07	W	105	64	home, Smith Center	3/-	RW
1-23-08	W	98	82	away, BankUnited Center	5/-	RW
1-17-09	W	82	65	home, Smith Center	5/-	RW
2-15-09	W	69	65	away, BankUnited Center	3/-	RW
3-2-10	W	69	62	home, Smith Center	—	RW
1-26-11	W	74	71	away, BankUnited Center	—	RW
3-11-11	W	61	59	Greensboro Coliseum, ACC	6/-	RW
1-10-12	W	73	56	home, Smith Center	3/-	RW
2-15-12	W	73	64	away, BankUnited Center	8/-	RW
1-10-13	L	59	68	home, Smith Center	—	RW
2-9-13	L	61	87	away, BankUnited Center	-/8	RW
3-17-13	L	77	87	Greensboro Coliseum, ACC	-/9	RW
1-8-14	L	57	63	home, Smith Center	—	RW
2-28-15	W	73	64	away, BankUnited Center	15/-	RW
2-20-16	W	96	71	home, Smith Center	5/11	RW
1-28-17	L	62	77	away, Watsco Center	9/-	RW
3-9-17	W	78	53	Barclays Center, Brooklyn, ACC	6/-	RW
2-27-18	L	88	91	home, Smith Center	9/-	RW
3-8-18	W	82	65	Barclays Center, Brooklyn, ACC	12/24	RW
1-19-19	W	85	76	away, Watsco Center	13/-	RW
2-9-19	W (ot)	88	85	home, Smith Center	8/-	RW
1-25-20	W	94	71	home, Smith Center	—	RW
1-5-21	W	67	65	away, Watsco Center	—	RW

UNC at home (all at Smith Center)– 12-4

UNC on the road– 10-3

UNC at Watsco Center/BankUnited/Convocation Center– 8-3

UNC at neutral sites– 4-1

Roy Williams vs. Miami– 20-7

UNC in Overtime– 1-1

UNC Largest Win– 55 (122-77, 1986-87)

UNC Largest Loss– 26 (61-87, 2012-13)

UNC Most Points– 122 (1986-87)

ROSTERS, PRONUNCIATION GUIDE



ALPHABETICAL

No.	Player	Yr.	Pos.	Ht.	Wt.	Hometown	High School
5	Armando Bacot	So.	F/C	6-10	240	Richmond, Va.	IMG Academy (Bradenton, Fla.)
1	Rechon "Leaky" Black	Jr.	G/F	6-8	195	Concord, N.C.	Cox Mill
15	Garrison Brooks	Sr.	F	6-10	240	LaFayette, Ala.	Auburn (Auburn, Ala.)
4	RJ Davis	Fr.	G	6-0	160	White Plains, N.Y.	Archbishop Stepinac
34	Duwe Farris	So.	F	6-6	205	Charlotte, N.C.	Myers Park
0	Anthony Harris	R-Fr.	G	6-4	196	Woodbridge, Va.	Paul VI (Fairfax, Va.)
14	Donovan "Puff" Johnson	Fr.	G	6-8	190	Moon Township, Pa.	Hillcrest Prep (Phoenix, Ariz.)
13	Walker Kessler	Fr.	F/C	7-1	245	Newnan, Ga.	Woodward Academy (College Park, Ga.)
25	Creighton Lebo	Fr.	G	6-1	160	Wilson, N.C.	Greenfield School
2	Caleb Love	Fr.	G	6-4	195	St. Louis, Mo.	Christian Brothers College
21	Sterling Manley	R-Jr.	F/C	6-11	250	Pickerington, Ohio	Pickerington Central
35	Ryan McAdoo	R-Jr.	F	6-5	200	Boca Raton, Fla.	Saint Andrew's School
22	Walker Miller	Sr.	F/C	6-11	235	Greensboro, N.C.	New Hampton Prep (New Hampton, N.H.)
3	Andrew Platek	Sr.	G	6-4	205	Guilderland, N.Y.	Northfield Mount Hermon School (Mount Hermon, Mass.)
11	Day'Ron Sharpe	Fr.	F/C	6-10	265	Greenville, N.C.	Montverde Academy (Montverde, Fla.)
30	K.J. Smith	R-Sr.	G	6-2	170	Calabasas, Calif.	IMG Academy (Bradenton, Fla.)
24	Kerwin Walton	Fr.	G	6-5	205	Hopkins, Minn.	Hopkins (Minnetonka, Minn.)

Head Coach: Roy Williams (18th year as UNC's head coach, 33rd as a college head coach); **Assistant Coaches:** Steve Robinson (18th year at UNC), Hubert Davis (9th year), Brad Frederick (8th year); **Director of Operations:** Sean May (6th year), **Assistant Director of Operations:** Kendall Marshall (3rd year); **Director of Strength and Conditioning:** Jonas Sahratian (17th year), **Director of Player Development:** Eric Hoots (17th year), **Athletics Trainer:** Doug Halverson (8th year); **Managers:** Kiersten Steinbacher (head manager), Shaylen Atma, Cole Chapman, Drew Goforth, Billy Kanos, Virginia Lucas, Rob Neill, Robby Ruffolo

NUMERICAL

No.	Player	Yr.	Pos.	Ht.	Wt.	Hometown	High School
0	Anthony Harris	R-Fr.	G	6-4	196	Woodbridge, Va.	Paul VI (Fairfax, Va.)
1	Rechon "Leaky" Black	Jr.	G/F	6-8	195	Concord, N.C.	Cox Mill
2	Caleb Love	Fr.	G	6-4	195	St. Louis, Mo.	Christian Brothers College
3	Andrew Platek	Sr.	G	6-4	205	Guilderland, N.Y.	Northfield Mount Hermon School (Mount Hermon, Mass.)
4	RJ Davis	Fr.	G	6-0	160	White Plains, N.Y.	Archbishop Stepinac
5	Armando Bacot	So.	F/C	6-10	240	Richmond, Va.	IMG Academy (Bradenton, Fla.)
11	Day'Ron Sharpe	Fr.	F/C	6-10	265	Greenville, N.C.	Montverde Academy (Montverde, Fla.)
13	Walker Kessler	Fr.	F/C	7-1	245	Newnan, Ga.	Woodward Academy (College Park, Ga.)
14	Donovan "Puff" Johnson	Fr.	G	6-8	190	Moon Township, Pa.	Hillcrest Prep (Phoenix, Ariz.)
15	Garrison Brooks	Sr.	F	6-10	240	LaFayette, Ala.	Auburn (Auburn, Ala.)
21	Sterling Manley	R-Jr.	F/C	6-11	250	Pickerington, Ohio	Pickerington Central
22	Walker Miller	Sr.	F/C	6-11	235	Greensboro, N.C.	New Hampton Prep (New Hampton, N.H.)
24	Kerwin Walton	Fr.	G	6-5	205	Hopkins, Minn.	Hopkins (Minnetonka, Minn.)
25	Creighton Lebo	Fr.	G	6-1	160	Wilson, N.C.	Greenfield School
30	K.J. Smith	R-Sr.	G	6-2	170	Calabasas, Calif.	IMG Academy (Bradenton, Fla.)
34	Duwe Farris	So.	F	6-6	205	Charlotte, N.C.	Myers Park
35	Ryan McAdoo	R-Jr.	F	6-5	200	Boca Raton, Fla.	Saint Andrew's School

PRONUNCIATIONS

Players: Rechon "Leaky" Black (RAY-shon LEE-key) – *Leaky Black is acceptable first reference (his middle name is Malik)*; Armando Bacot (are-MAHN-doe BAY-cot); Duwe Farris (Dewey FAIR-uss); Donovan "Puff" Johnson – *Puff is acceptable first reference*; Caleb Love (KAY-lib); Creighton Lebo (KRAY-ton LEE-boe); Ryan McAdoo (MACK-uh-dew); Andrew Platek (PLAY-teck); Day'Ron Sharpe (DAY-ron)

Staff: Jonas Sahratian (JOE-nus suh-RAY-shun)

Hometowns: Leaky Black– Concord, N.C. (KON-kord); Garrison Brooks– LaFayette, Ala. (luh-FET); K.J. Smith– Calabasas, Calif. (KAL-uh-BASS-is)

SOCIAL MEDIA

Armando Bacot
Leaky Black
Garrison Brooks
RJ Davis
Duwe Farris
Anthony Harris
Puff Johnson
Walker Kessler
Creighton Lebo
Caleb Love
Sterling Manley
Ryan McAdoo
Walker Miller
Andrew Platek
Day'Ron Sharpe
K.J. Smith
Kerwin Walton

TWITTER

iget_buckets35
rechonblack
_garro
ariidavis_
manzant3
walkeressler13
lebocreighton
caleb2love
sterling_manley
mcadooryan
platekfor3
dayron_sharpe
k30smith
doctork24_

INSTAGRAM

armando
leakzaddy
garrison_brooks
ariidavis_
duwefarris
ant_harris0
puffjohnson5
kidkessler
creighton_lebo
caleb
bigster15
ryan_mcadoo35
walkermiller22
platekfor3
d.sharpe23
kjezus
doctor.k.24

BIRTHDAYS

Armando Bacot March 6, 2000
Andrew Platek April 8, 1998
Ryan McAdoo April 30, 1999
Leaky Black June 14, 1999
K.J. Smith June 26, 1996
Garrison Brooks June 29, 1999
Anthony Harris July 6, 2000
Walker Kessler July 26, 2001
Walker Miller August 16, 1997
Duwe Farris September 1, 2000
Creighton Lebo September 8, 2001
Caleb Love September 27, 2001
Puff Johnson October 11, 2000
Kerwin Walton October 20, 2001
RJ Davis October 21, 2001
Day'Ron Sharpe November 6, 2001
Sterling Manley December 18, 1998

2020-21 SCHEDULE



DAY	DATE	OPPONENT	SITE	TIME/RESULT	TV
Wed.	Nov. 25	College of Charleston	Chapel Hill	W, 79-60 (1-0)	ACC Network
Camping World Maui Invitational (Harrah's Cherokee Center)					
Mon.	Nov. 30	vs. UNLV	Asheville, N.C.	W, 78-51 (2-0)	ESPN2
Tue.	Dec. 1	vs. Stanford	Asheville, N.C.	W, 67-63 (3-0)	ESPN
Wed.	Dec. 2	vs. Texas	Asheville, N.C.	L, 67-69 (3-1)	ESPN
ACC-Big Ten Challenge					
Tue.	Dec. 8	at Iowa (Carver-Hawkeye Arena)	Iowa City, Iowa	L, 80-93 (3-2)	ESPN
Sat.	Dec. 12	NC Central	Chapel Hill	W, 73-67 (4-2)	RSN
CBS Sports Classic (Rocket Mortgage FieldHouse)					
Sat.	Dec. 19	vs. Kentucky	Cleveland, Ohio	W, 75-63 (5-2)	CBS
Tue.	Dec. 22	at NC State	Raleigh, N.C.	L, 76-79 (5-3, 0-1)	ACC Network
Wed.	Dec. 30	at Georgia Tech (McCamish Pavilion)	Atlanta, Ga.	L, 67-72 (5-4, 0-2)	RSN
Sat.	Jan. 2	Notre Dame	Chapel Hill	W, 66-65 (6-4, 1-2)	ACC Network
Tue.	Jan. 5	at Miami (Watsco Center)	Coral Gables, Fla.	W, 67-65 (7-4, 2-2)	ESPN
Tue.	Jan. 12	Syracuse	Chapel Hill	W, 81-75 (8-4, 3-2)	ACC Network
Sat.	Jan. 16	at Florida State (Tucker Center)	Tallahassee, Fla.	L, 75-82 (8-5, 3-3)	ESPN
Wed.	Jan. 20	Wake Forest	Chapel Hill	W, 80-73 (9-5, 4-3)	ACC Network
Sat.	Jan. 23	NC State	Chapel Hill	W, 86-76 (10-5, 5-3)	ESPN
Tue.	Jan. 26	at Pittsburgh (Petersen Events Center)	Pittsburgh, Pa.	W, 75-65 (11-5, 6-3)	ACC Network
Tue.	Feb. 2	at Clemson (Littlejohn Coliseum)	Clemson, S.C.	L, 50-63 (11-6, 6-4)	ACC Network
Sat.	Feb. 6	at Duke (Cameron Indoor Stadium)	Durham, N.C.	W, 91-87 (12-6, 7-4)	ESPN
Mon.	Feb. 8	Miami	Chapel Hill	7 p.m.	ESPN
Sat.	Feb. 13	at Virginia (John Paul Jones Arena)	Charlottesville, Va.	6 p.m.	ESPN
Tue.	Feb. 16	Virginia Tech	Chapel Hill	6 p.m.	ACC Network
Sat.	Feb. 20	Louisville	Chapel Hill	4 or 6 p.m.	ESPN
Tue.	Feb. 23	at Boston College (Conte Forum)	Chestnut Hill, Mass.	9 p.m.	ACC Network
Sat.	Feb. 27	Florida State	Chapel Hill	4 p.m.	ESPN
Mon.	March 1	at Syracuse (Carrier Dome)	Syracuse, N.Y.	7 p.m.	ESPN
Sat.	March 6	Duke	Chapel Hill	6 p.m.	ESPN
Atlantic Coast Conference Tournament (Greensboro Coliseum)					
Tue.	March 9	First Round	Greensboro, N.C.		
Wed.	March 10	Second Round	Greensboro, N.C.		
Thu.	March 11	Quarterfinals	Greensboro, N.C.		
Fri.	March 12	Semifinals	Greensboro, N.C.		
Sat.	March 13	Championship	Greensboro, N.C.		
NCAA Tournament (all games played in Indiana)					
First Four: March 16-17					
First & Second Rounds: March 18-21					
Regionals: March 25-28					
Final Four: April 3 and 5– Indianapolis, Ind.					

Home games at the Dean E. Smith Center

All times are Eastern

RSN is the Regional Sports Network (primary carriers include FOX Sports South, FOX Sports Sun or FOX Sports Florida, FOX Sports Midwest, YES, NESN, AT&T Sportsnet Pittsburgh, Marquee and MASN)

Schedule changes due to Covid-19 protocols: Dec. 12 vs. Elon (replaced by NC Central); Jan. 2 vs. Syracuse (replaced by Notre Dame and re-scheduled for Jan. 12); Jan. 9 vs. Clemson (postponed)

2020-21 POSTGAME NOTES



GAME 1: UNC 79, CHARLESTON 60

- Caleb Love and RJ Davis started at guard, the first time two freshmen guards started in a game for UNC since Ty Lawson and Wayne Ellington started vs. Georgetown in the 2007 NCAA East Regional final (they started together 32 times that year).
- It was the third pair of Tar Heel freshmen guards to start under head coach Roy Williams. In 2005-06, freshmen guards Bobby Frasier and Marcus Ginyard started 14 times, including the season opener.
- Love became the eighth freshman to start at the point in Roy Williams' 18 seasons at UNC (Quentin Thomas in 2004-05, Bobby Frasier in 2005-06, Marcus Paige in 2012-13, Nate Britt in 2013-14, Jalek Felton in 2017-18, Coby White in 2018-19, Cole Anthony in 2019-20 and Love).
- Five Tar Heel freshmen combined to score 50 points, the most in a season opener since 2002-03 (Rashad McCants, Sean May, Raymond Felton and David Noel scored 58 vs. Penn State, the most ever by UNC freshmen in their first game).
- Carolina did not allow a field goal until the 11:23 mark of the first half (a three-pointer by Zep Jasper to make the score 16-5, UNC).
- Charleston took its only lead of the game at 43-42 with 15:00 to play, before the Tar Heels went on a 17-0 run over the next 4:43 to take a 59-43 lead.
- Love led UNC with 17 points. It marked the second straight season a freshman point guard led UNC in scoring in the season opener (last year Cole Anthony set the ACC scoring record for freshman in a debut with 34 against Notre Dame).
- Love was 8 for 8 from the free throw line, the best performance ever by a Tar Heel in his first game (Danny Green went 6 for 6 as a freshman in the 2005-06 opener vs. Gardner-Webb).
- Love became the seventh UNC freshman point guard to play 25 or more minutes in his first game (with Phil Ford, Kenny Smith, Ed Cota, Raymond Felton, Marcus Paige and Cole Anthony). His 17 points are the second most among those seven players (Anthony had 34 last year) and he is the only player with as few as one turnover (Kenny Smith had two vs. Missouri).
- Sophomore Armando Bacot (11) and freshmen Love (17), Day'Ron Sharpe (13) and Davis (11) scored in double figures. It was the first time three Tar Heel freshmen scored in double figures since 12/21/19 against UCLA when Bacot, Anthony Harris and Jeremiah Francis did that.
- It was the first time three freshmen scored in double figures in the season opener since the 2010-11 season when Harrison Barnes (14), Reggie Bullock (12) and Kendall Marshall (10) against Lipscomb.
- Sharpe had a double-double (13 points and 10 rebounds) in his debut (Anthony also had a double-double in his first game).
- Sharpe became the 11th Tar Heel with a double-double in his first game. The list includes sophomores Lennie Rosenbluth, Larry Miller, Rusty Clark and Bobby Jones, and freshmen James Worthy, Sam Perkins, Pete Chilcutt, Sean May, Ed Davis, Cole Anthony and Sharpe.
- Andrew Platek made a career-high four steals (previous was two twice) and tied his career high

with two blocked shots. He won UNC's defensive player of the game award for the first time in his career.

- UNC shot under 40 percent for the first time in a win since the Yale game on 12/30/19. UNC had lost its previous six games when shooting under 40 percent.
- UNC scored 30 second-chance points for the first time since beating Tennessee Tech on Nov. 16, 2018.
- Carolina is 99-12 in season openers, including 17-1 under head coach Roy Williams.

GAME 2: UNC 78, UNLV 51 (Maui/Asheville)

- UNLV scored the first 13 points. That was the most points by an opponent to begin a game since Miami led 14-0 in the 2018 ACC Tournament quarterfinal in Brooklyn.
- Platek scored UNC's first points with 13:42 to play in the first half on a three-pointer.
- UNC took its first lead with 3:22 left in the first half on a drive by Davis to go ahead, 29-27.
- Carolina closed the first half on a 37-17 run and began the second half on a 13-1 run.
- UNC out-scored UNLV 78-38 over the final 33:42.
- Carolina held UNLV to 16.7 percent shooting from the floor in the second half (6 of 36) and 29.0 percent from the floor for the game (18 of 62).
- UNLV's second-half FG percentage was the lowest in a half by a UNC opponent since Elon shot 16.1 percent in the second half at Elon on 11/9/18.
- UNLV made its first five field goal attempts to begin the game, then made 13 of 57 (.228) over the final 35:22.
- Carolina missed its first eight field goal attempts to begin the game, then made 25 of its next 51 shots from the floor (.490).
- Brooks became the 78th player to score 1,000 career points as a Tar Heel. The 78 players are an NCAA record. He's the first Tar Heel to reach 1,000 since Luke Maye in 2019.
- Platek scored in double figures for the third time in his career and the first time since his freshman year (12 vs. Portland and 11 vs. Western Carolina on 12/6/2017).
- Black had a game-high 10 rebounds, tying his career high (10 at Notre Dame on 2/17/20).

GAME 3: UNC 67, STANFORD 63 (Maui/Asheville)

- Carolina advanced to the finals of the Maui Invitational for the seventh time in eight appearances.
- UNC had lost its last 18 games when scoring under 70 points. The previous win with less than 70 points was a 69-68 victory on Jan. 13, 2018 at Notre Dame.
- Carolina had 24 turnovers, which equal the sixth most in any game under Roy Williams. The last time UNC won with at least this many turnovers was March 23, 2012, when UNC committed 24 turnovers in an overtime win over Ohio University in the 2012 NCAA Sweet 16.
- Carolina had lost the previous 13 times when trailing at the half.
- Five Tar Heels (the five starters) scored in double figures for the first time this season (Love 16, Davis 11 and Bacot, Brooks and Black 10 apiece).
- Sharpe led UNC in assists with four. He also

became the first Tar Heel ever to have at least seven rebounds, four assists, four blocked shots and two steals in a game.

- Carolina held Stanford to 10 of 30 from the floor in the second half (.333).
- Williams improved to 11-1 in games against former players as head coaches, including 5-1 against Stanford's Jerod Haase.
- Carolina is 13-0 against the Cardinal.
- UNC's 13-0 record is the second-most wins without a loss against any opponent. The Tar Heels are 19-0 all-time vs. The Citadel.
- UNC has won 16 in row against Pac-12 opponents and is 17-1 under Roy Williams against the Pac-12.

GAME 4: TEXAS 69, UNC 67 (Maui/Asheville)

- The Tar Heels fell to 22-4 in the Maui Invitational, including 4-3 in title games.
- Carolina led, 15-10, before Texas ran off 14 straight points. UNC trailed by 16 in the first half and 12 at the break before tying the game on a Love free throw with 3:54 to play. UNC took its first lead of the second half at 65-63 on a baseline jumper by Brooks with 2:35 left, but that was UNC's last field goal of the game.
- Carolina missed its final four field goal attempts over the last 1:46.
- Black tied the game by making two free throws with 25 seconds remaining.
- Matt Coleman III made the winning jumper for Texas with 0.1 seconds to play.
- It was the first winning basket by the opponents with less than a second to play since Virginia's Tomas Woldetensae hit a three with 0.8 to play on 2/15/20.
- It was the fifth time in UNC's last 17 games an opponent hit a game-winning shot with less than three seconds to play (0.4 seconds in the second overtime at Virginia Tech on 1/22/20; 0.0 on the clock in OT by Duke on 2/8/20; 0.8 seconds by Virginia on 2/15/20; 2.4 seconds at Notre Dame on 2/17/20; and 0.1 seconds by Texas).
- Brooks led UNC in scoring for the first time this season with 18 points.
- Brooks was selected to the All-Tournament team.
- Bacot had his first double-double this season and the 12th of his career with 10 points and a season-high 12 boards.
- Black tied his career high in rebounds with 10 for the second time in three games.
- Carolina had only six assists on 24 baskets. The six assists were the fewest since the Tar Heels had six at Virginia on 12/8/19 and equal the second fewest by a UNC team under Williams.
- Carolina was 1 for 9 from three-point range. No starter made a three. Kerwin Walton made the only three for the Tar Heels.
- UNC out-rebounded the Longhorns, 50-32.
- UNC grabbed 20 offensive rebounds and scored 25 second-chance points.
- In the first half, UNC had only one assist and 10 turnovers and went 5 for 13 from the line, including missing two front ends of 1 and 1s.
- Texas has beaten UNC five straight and nine of 10 and leads the series, 9-3.

GAME 5: @IOWA 93, UNC 80

- Carolina scored 80 points and shot 47.7 percent from the floor, both season highs to date.
- Iowa's 93 points and 44.7 percent shooting from the floor were season-highs by an opponent to date.
- Iowa made 17 of 40 from three-point range, including 11 of 22 in the first half.
- Iowa's 17 threes were the most by an opponent since Auburn made 17 in the 2019 NCAA Sweet 16.
- The 17 threes equaled the third most ever against the Tar Heels.
- The 40 three-point attempts equaled the third most by an opponent in the Roy Williams era and equaled the sixth most in any game.
- Three Iowa players made five or more threes (seven by Jordan Bohannon and five by both CJ Fredrick and Joe Wieskamp).
- It was the first time in UNC history three opponent players made five or more threes in a game (it was the 19th time an opponent made 15 or more threes in a game). The last time two opponents made five threes in a game was William & Mary in the 2010 NIT.
- Iowa scored 33 of its 43 points in the first half on three-pointers.
- It was the second game in a row the Tar Heels trailed by as many as 16 points in the first half and by 12 at the break, but took the lead in the second half.
- Carolina led twice – at 66-65 (on a pair of Davis free throws) and 68-67 (on a layup by Platek).
- Carolina was 13 for 20 from the floor (65 percent) in the first 10:30 of the second half when it out-scored Iowa, 37-24, to lead 68-67. The Tar Heels then made 5 of 13 field goal attempts and 4 of 9 from the free throw line over the final 9:30.
- Carolina shot 40 percent from three-point range (6 of 15).
- UNC had 22 assists, 10 more than its previous high in a game this season (12 vs. Charleston).
- Carolina dropped to 10-12 in the ACC-Big Ten Challenge, including three straight losses.
- Brooks (17 points) led UNC in scoring for the second straight game.
- Bacot had a team-high 11 rebounds, his second consecutive game with double-figure rebounds (12 vs. Texas).
- Platek scored 10 points. It was the second time in five games he has scored in double figures (he did that twice in his first three seasons as a Tar Heel).
- Sharpe made 5 of 6 field goal attempts for 13 points and had six rebounds and two steals in just 14 minutes.
- Davis had eight assists, most by any Tar Heel this season, and scored 12 points. He was the only Tar Heel to score in double figures in each of the first five games.
- Love had a season-high six assists.
- UNC scored 24 fastbreak points. It came into the game averaging 9.0 fastbreak points and had not scored more than 11 in a game in the first four games.
- Iowa's 23 points off turnovers and 21 second-chance points were both season highs in the first five games against the Tar Heels.

GAME 6: UNC 73, NC CENTRAL 67

- UNC made 17 consecutive free throws – its last four of the first half and 13 for 13 in the second.
- UNC made 25 of 31 free throws for the game, its highest percentage (.806) to date this season.
- The 25 made free throws were the most for UNC in the first six games.
- Carolina trailed by 11 points in the first half (NCCU led 19-8 with 11:26 to play in the half). It was the fourth time in the first six games UNC trailed by double figures in the first half.
- Carolina finished the first half on a 16-5 run over the final 8:30 to lead, 30-28, at intermission.
- UNC also had a 15-5 run midway through the second half to take a 57-42 lead with 9:11 to play.
- Carolina made 25 free throws and 23 field goals. It was the first time UNC made more free throws than field goals since 2/26/19 vs. Syracuse.
- Carolina shot 51.9 percent from the floor in the second half.
- Platek made both of UNC's three-pointers (team was 2 for 15 from 3FG). It was the second time in three games (Texas) no starter made a three-pointer.
- Platek scored in double figures for the third time this season with 11. He previously scored in double figures twice as a freshman.
- UNC improved to 173-18 against in-state, non-conference teams and 210-17 in the Smith Center against non-conference teams.
- Bacot led UNC with a season-high 19 points and 11 rebounds. It was the third straight game Bacot grabbed 10 or more rebounds (12 vs. Texas, 11 at Iowa, 11 vs. NCCU).
- Sharpe had 12 points, six rebounds, two assists, two blocks, a steal and no turnovers.

GAME 7: UNC 75, KENTUCKY 63 (Cleveland)

- UNC trailed by double figures in the first half (19-8 Kentucky lead) for the fifth time in seven games this season.
- Tar Heels out-scored Kentucky, 41-25, in the second half.
- Trailing 48-42 with 13:15 to play, UNC did not allow a Kentucky field goal over the next 9:11. In that time, UNC went from trailing by six to leading by six.
- Carolina was out-rebounded for the first time this season (38-42).
- In the first half, Kentucky out-scored UNC, 14-5, on second-chance points. In the second half, UNC had a 13-2 advantage in second-chance scoring.
- Carolina shot 50 percent from the floor in the first half, the first time this season UNC shot 50 percent in the first half.
- Carolina improved to 5-2 in the CBS Sports Classic (1-2 vs. Kentucky).
- Bacot led UNC with 14 points, the second game in a row he led the Tar Heels in scoring.
- Love tied his season high with six assists.
- Platek's three-pointer with 6:09 to play gave Carolina a 59-54 lead.
- Walton (3 for 3 on 3FG) scored 10 of his season-high 13 points in the second half. Walton and Bacot combined for 21 second-half points (Kentucky scored 25 in the second half).
- Carolina is 25-16 all-time vs. Kentucky.
- Roy Williams evened his record at 10-10 vs. Kentucky, including 9-7 as head coach of the Tar Heels.

- The 12-point margin was Carolina's largest over UK since a 19-point win on 11/18/2008.

GAME 8: @NC STATE 79, UNC 76

- Carolina rallied from a 17-point deficit in the first half to pull within a point at 63-62. UNC then fell behind again by 13, cut the lead to two with 10 seconds to play and had two three-point chances in the final seconds that could have tied the game.
- The 17-point deficit was the largest UNC faced in its first eight games this season.
- It was just the fifth loss in 37 games to NC State under Roy Williams.
- It snapped a seven-game win streak for the Tar Heels at NC State.
- Carolina fell to 12-6 in ACC openers under Williams.
- Both teams shot over 50 percent in the first half and under 40 in the second. The Wolfpack missed its first three field goal attempts, then made 11 of its next 13 attempts.
- NC State's first-half field goal percentage of .528 was the highest by an opponent in a half in the first eight games. That included converting 6 of 9 from three-point range.
- NC State also shot the highest from the floor for a game (.469) and three-point range (.471) of any opponent in UNC's first eight games.
- NC State led, 46-29, at the 4-minute timeout, but Carolina closed the half on a 13-3 run.
- The Pack led by no more than four points over a seven-minute stretch in the second half, and UNC cut it to one on a three-point play by Platek with 8:38 to play. Devon Daniels then scored eight straight points for the Pack, en route to a game-high 21 points, as State built its lead to 77-64 with 5:13 to play.
- UNC went on a 9-0 run, but missed its final seven field goal attempts over the last 2:19.
- Bacot (16 points on 7 of 9 from the floor) led UNC in scoring for the third straight game. He led all players on both teams with a plus-14.
- Kessler had six rebounds, three blocks and three steals, all of which tied or set season highs.
- NC State scored 19 points off 18 UNC turnovers.
- Carolina had a 19-2 edge in fastbreak points.
- The Tar Heels had six more offensive rebounds than NC State, but only a 17-15 advantage in second-chance points.
- NC State made eight threes, while the Tar Heels were 2 for 12 from outside the arc.
- NC State led for 37:48; UNC scored first, but led for just 24 seconds.
- Carolina dropped to 17-5 against NC State in PNC Arena (and 21-5 overall in the arena).

GAME 9: @GEORGIA TECH 72, UNC 67

- Carolina led, 61-53, with under seven minutes to play, but the Yellow Jackets out-scored UNC, 19-6 the rest of the game. The Tar Heels went 2 for 9 from the floor after taking the eight-point lead.
- The loss marked the sixth time UNC has begun ACC play with two losses (also in 1980, 1997, 2009, 2013 and 2014).
- The 67 points matched the fewest by UNC in its first nine games this season.
- UNC led by 11 three different times in the first half and had a 35-29 lead at the break. It was the first time this season UNC did not trail in the opening half and the first time UNC lost when leading at the half.

- Platek, Sharpe and Walton replaced Black, Brooks and Love in the starting lineup. It was the first change in the starters this season.
- Sharpe and Walton made their first career starts.
- It was the first time since 3/25/2007 UNC has started three freshmen. Carolina started Wayne Ellington, Ty Lawson and Brandan Wright against Georgetown in the NCAA East Regional final.
- It was the first time this season five different Tar Heels made three-pointers.
- Carolina made a season-high eight three-pointers. UNC came into the game averaging 3.9 made threes per game.
- Carolina was 7 for 7 from the free throw line in the first half, but 2 for 7 in the second.
- Georgia Tech shot 61.5 percent from the floor in the second half, when it out-scored UNC 43-32. That was the highest percentage in a half by an opponent in the first nine games.
- It was the first time an opponent shot 60 percent in a half against UNC since the Yellow Jackets shot 63.0 percent in the second half on 1/4/20.
- Tech shot 52.9 percent for the game, the first opponent to shoot 50 percent against UNC this season.
- Tech had 13 assists on 16 second-half field goals.
- Tech scored 43 points on 36 possessions in the second half, the highest points per possession (1.20) in a half by an opponent in the first nine games.
- Carolina committed 18 turnovers for the second game in a row. The Yellow Jackets out-scored UNC, 19-10, in points off turnovers.
- It was the first game no Tar Heel freshman scored in double figures.
- Love (2 for 5) made multiple threes for the first time since the Stanford game on 12/1/20.
- Brooks tied his season high with 11 rebounds.
- Walton made three three-pointers for the second time in three games (also vs. Kentucky) and had a season-high four assists.
- Walton made three of UNC's five field goals over the final 7:23. All three were 3FGs.
- Black tied his season high with 10 points. It was the sixth time in his career he scored in double figures.

GAME 10: @UNC 66, NOTRE DAME 65

- Black banked in the game-winning basket with 9.1 seconds to play. It was the first time a Tar Heel made a go-ahead shot with less than a minute to play in a win since Joel Berry II made a field goal with 11 seconds to play in a 73-69 win over Wake Forest on 12/30/2017.
- It was UNC's eighth win in its last nine games against the Irish.
- Sharpe recorded his first ACC double-double with 25 points and 10 rebounds. He scored 19 of his game-high 25 points in the second half. The 25 points are the most by a UNC freshman post player since Tyler Hansbrough scored 27 at Duke on 3/4/2006.
- Sharpe set season highs for the Tar Heels in points (25), field goals (9) and offensive rebounds (7). He was the first Tar Heel to score 20 in a game this season.
- Sharpe scored 19 of UNC's 37 points in the second half.
- Walton was 4 for 8 from three-point range. The four three-pointers were the most by a Tar Heel in the first 10 games.

- UNC's 66 points were its fewest in the first 10 games.
- UNC made eight three-pointers for the second game in a row.
- UNC shot 34.8 percent from the floor, lowest to date this season. It was the first time UNC shot under 35 percent from the floor in a win since 2/25/2012 when UNC shot 33.3 percent (17 of 51) in a 54-51 win at Virginia.
- It was the first time UNC shot under 40 percent in both halves in a win since 12/7/2016, an 83-74 win over Davidson.
- Carolina was 10 for 32 from the floor in the first half, its lowest FG percentage in a half (.313) in its first 10 games.
- UNC committed nine turnovers, which matched its low total in the first 10 games, and had a season-best assist-turnover ratio of 1.7 to 1 (15 assists, nine turnovers).
- UNC out-rebounded the Irish, 49-26, its largest rebound margin in the first 10 games.
- UNC grabbed 22 offensive rebounds, most to date this season.
- Notre Dame made 11 three-pointers. It was the first time this year an opponent made 10 or more in a UNC victory.
- Sharpe (25) and Walton (12) were the only Tar Heels to score in double figures. It was the first time two freshmen were the only players with 10 or more points in a win since Anthony and Bacot vs. Gardner-Webb last season.

GAME 11: UNC 67, @MIAMI 65

- Platek hit the game-winning basket with 3.6 seconds to play. His winning shot came after Isaiah Wong tied the game with a high-arching shot with 14 seconds to play.
- It was the second straight game UNC hit a winning shot with less than 10 seconds to play.
- It was the first time UNC won consecutive games by two or fewer points since beating Kentucky, 75-73, and Oregon, 77-76, in the 2017 NCAA Tournament.
- Miami led, 53-43, with just under 12 minutes to play. It was the first time UNC trailed by double figures in the second half and won since beating Louisville by 13 with 8:25 to play and won on 1/10/2015.
- It was the second game in a row UNC shot less than 35 percent from the floor in a win (.344 for the game) and the second game in a row UNC won when shooting less than 40 percent in both halves.
- It marked the first time in the ACC era (since 1953) UNC won consecutive games when shooting under 35 percent from the floor.
- It marked just the second time since 1959-60 UNC won two games in a season when shooting under 35 percent (at Wake Forest and Virginia in 2011-12).
- It marked the fourth time since 1959 UNC shot under 35 percent in consecutive games.
- Carolina's field goal percentages for the game (.344) and first half (.310) were the lowest to date this season.
- Carolina made nine three-pointers. It was the third game in a row UNC either set or tied a season high in made threes (eight at Georgia Tech, eight vs. Notre Dame and nine at Miami).
- UNC shot 45 percent from three-point range (9 of 20) and 29.3 percent from two-point range (12 of 41).
- UNC shot a season-high 45 percent from three.
- UNC committed 20 turnovers. It was the first time UNC committed at least 20 turnovers and

won a road game since committing 23 in a win at NC State on 1/8/2019.

- Black had career highs in field goals (6), three-pointers (4 for 4) and points (16).
- It was the first time in his career Black led UNC in scoring.
- Sharpe pulled down 16 rebounds (seven offensive). That tied the second-most by a Tar Heel freshman. Armando Bacot had 16 against Virginia on 2/15/2020. Antawn Jamison holds the record (20). Harrison Barnes, Rasheed Wallace (twice) and James Worthy also had 16 as freshmen.
- Walton made three 3FGs, scored 13 points and had four assists.
- It was UNC's fifth consecutive win over Miami.
- UNC improved to 8-3 at the Watsco Center.

GAME 12: @UNC 81, SYRACUSE 75

- Brooks (16/10) and Bacot (15/12) had double-doubles, Davis added two three-pointers and 12 points and Black had seven assists and helped hold Buddy Boeheim scoreless in the second half (after 18 first-half points).
- Carolina scored 81 points, most to date this season.
- The Tar Heels had 24 offensive rebounds, three more than Syracuse had defensive rebounds, which led to 24 second-chance points.
- Carolina committed only 11 turnovers and forced 14.
- Carolina shot 39.7 percent from the floor. It was UNC's third straight win when shooting under 40 percent from the floor. That marked the third time in the ACC era UNC won three consecutive games when shooting under 40 percent from the floor.
- Carolina became the first team to play 1,000 ACC regular-season games.
- Brooks had his first double-double of the season and added two assists, two blocks and tied his career high with three steals.
- Brooks scored 14 points in the first half, the most he scored in a half in the first 12 games this season.
- Brooks led UNC in scoring for the first time since back-to-back games against Texas and Iowa.
- Davis made multiple three-pointers for the first time since at Iowa. He scored 12 points, his first time in double figures since he had 11 at NC State.
- Black had seven assists and one turnover and blocked a career-high three shots.
- It was Carolina's 10th win in its last 11 games vs. the Orange.

GAME 13: @FLORIDA STATE 82, UNC 75

- Florida State was 11 for 11 from the foul line in the first half and 26 of 27 for the game. That's the third-best percentage (.963) ever in a game against UNC by an opponent with 20 or more attempts (Wake Forest was 32 for 32 in 2005 and NC State was 22 for 22 in 2003).
- Carolina made 10 three-pointers, most in its first 13 games this season.
- Carolina shot 41.7 percent from three-point range (10 of 24). It was the third time in four games UNC shot at least 40 percent from three.
- This was the first time Davis (16), Love (11) and Walton (14) scored in double figures in the same game.
- It was the first time UNC made 10 or more three-pointers and lost since 11/22/2018, when

it made 11 against Texas in Las Vegas.

- FSU outrebounded UNC by one (30-29). This was the second game this season UNC lost the rebounding battle (also vs. Kentucky).
- Carolina's 16 defensive rebounds and 29 total rebounds were season lows.
- The Seminoles scored 11 second-chance points. UNC's previous four opponents combined to score 16 (three by Georgia Tech, five by Notre Dame, four by Miami and four by Syracuse).
- UNC committed 14 turnovers and forced 17. It was the first time in six games this season UNC lost when committing fewer turnovers.
- The Tar Heels fell behind by double figures in the first half for the first time since at NC State (Dec. 22), but the seventh time this season.
- Carolina regained the lead later in the first half at 37-35. It was the sixth time in the seven games in which it fell behind by double figures in the first half that it took a lead (all but NC State, when UNC closed to within a point on two occasions).
- Carolina (.91) and Florida State (1.04) had the highest points per possession in the first 13 games by UNC and any opponent.
- Carolina scored 20 points off FSU turnovers, its most since scoring 21 in each of the first two games this season.
- FSU scored 22 points off UNC turnovers, the most scored against UNC since Iowa had 23.
- FSU scored 18 fastbreak points, the most allowed by UNC in the first 13 games this season.
- Carolina equaled its season low in points in the paint with 22 (also at Georgia Tech).
- Davis tied his season high with 16 points, which he also scored against UNLV in the second game of the season.
- Walton scored a season-high 14 points. He made four three-pointers, which tied his previous high (four vs. Notre Dame on 1/2/21).
- Anthony Harris played for the first time this season. He missed the last 20 games of last season and the first 12 games this season due to a knee injury he suffered against Yale on 12/30/19.
- Harris was a plus-10 in 8:29 of action. He had five points and tied for the team lead in assists with three (no other Tar Heel was better than a plus-2 for the game).
- Love made a season-high three threes. He made two against Stanford and Georgia Tech.

GAME 14: @UNC 80, WAKE FOREST 73

- It marked the first time in UNC history it played seven consecutive ACC games decided by seven points or fewer.
- Carolina shot 54.8 percent from the floor in the second half, its best in a half this season to date.
- The Tar Heels had six assists and nine turnovers in the first half and 12 assists/three turnovers in the second.
- Carolina set season highs for its first 14 games for points per possession for a game (.93 with 80 points on 86 possessions) and a half (1.14 in the second half with 49 points on 43 possessions).
- Carolina trailed at the half for the eighth time this season. It was UNC's fourth win when trailing at halftime.
- Carolina forced a season-high 20 turnovers and scored a season-high 24 points off turnovers.
- Carolina had a season-high 12 steals.
- Wake Forest's 13 threes were the most by an

opponent in a Tar Heel victory this season (and the second most by an opponent in any game).

- The 13 threes by Wake Forest were the most by an opponent in a UNC win since Virginia Tech made 13 on 1/21/19.
- Wake Forest had an 18-9 edge in second chance points. That was the second time this season the opponents had more second chance points (Iowa had a 21-14 advantage).
- Carolina's 49 second-half points were its most in a half in ACC play this season and equaled the second half at Iowa for most in any game.
- Love scored a season-high 20 points. He became the second Tar Heel to score 20 this season (25 by Day/Ron Sharpe vs. Notre Dame).
- Love became the sixth different Tar Heel to lead the team in scoring in the last six games.
- Love was a season-best 7 for 12 from the floor (first time better than 50 percent), including 2 for 3 from three.
- Love committed two turnovers in the first five minutes, then did not commit another until there were 28 seconds to play.
- Black had eight assists and one turnover. The eight assists matched the season-high by a Tar Heel.
- Black's assist/turnover ratio of 8:1 was the best by a Tar Heel this season and the best of his career.
- Bacot scored 14 of his 18 points in the second half. He added six rebounds, three assists and two steals. He made 8 of 10 shots from the floor, the best FG percentage (.800) of the season to date by any Tar Heel with 10 or more attempts.
- UNC was 3 for 9 from three-point range. The nine attempts equaled the fewest in a game to date this season and the three makes were the fewest since the game at NC State.
- This was the first ACC game this season all five UNC starters had a positive plus-minus. Brooks had a game-high plus 15.
- The Tar Heels have won seven straight against the Demon Deacons at home and eight of the last nine overall.
- Isaiah Mucius and Daivien Williamson both scored 27 points for Wake Forest. It was the first time two opponents scored 25 or more since Duke's RJ Barrett (33) and Cam Reddish (27) on 2/20/19.

GAME 15: @UNC 86, NC STATE 76

- Five Tar Heels scored in double figures for the third time this season and first time in an ACC game (Stanford and Iowa).
- It was the first time four Tar Heel freshmen scored in double figures since 1/27/2007 at Arizona. **vs. NCSU:** Day/Ron Sharpe 16, Caleb Love 15, Anthony Harris 10 and RJ Davis 10 (and Kerwin Walton had eight). **at Arizona:** Ty Lawson 18, Wayne Ellington 14, Deon Thompson 14, Alex Stepheson 10.
- Carolina scored 86 points, most to date this season.
- Carolina scored its 86 points on 90 possessions, a PPP of .96, highest in the first 15 games.
- Carolina made 37 field goals, six more than any game to date this season.
- Carolina shot 54.4 percent from the floor, highest in the first 15 games. It was the first time this season UNC shot 50 percent or better.
- Carolina scored 38 bench points, most to date this season, and outscored NC State by 26 in bench points.
- Carolina shot 56.8 percent from the floor in

the first half (21 of 37). That was the highest percentage in any half in the first 15 games.

- Carolina led, 43-33, at the half. The 10-point lead was UNC's largest halftime lead (previous was seven in its first two games against Charleston and UNLV).
- Bacot led UNC in scoring (17 points) for the fifth time this season.
- Sharpe had 16 points and a game-high 10 rebounds for his fourth double-double.
- Sharpe made eight field goals (in 13 attempts); he made seven total in the previous three games.
- Bacot and Sharpe were both 6 for 8 from the floor for 12 points in the first half.
- Love's five assists and five turnovers were both season highs in ACC play.
- Harris scored 10 points in 10 minutes; it was his first game this season and second career game in double figures.
- Walton made two threes in the final 5:41; the second gave UNC a 75-66 lead with 4:09 to play after NC State had cut UNC's 14-point lead to six.
- Roy Williams improved to 38-5 as a head coach against NC State, including a 5-0 record at Kansas and a 33-5 mark at Carolina.
- UNC is 79-23 vs. the Pack in Chapel Hill, including 28-7 at the Smith Center.
- The Tar Heels have won three in a row and 16 of 18 at home against NC State.

GAME 16: UNC 75, @PITTSBURGH 65

- Carolina won for the third game in a row and sixth in its last seven games.
- It was the second straight win by 10 points. That followed an unprecedented stretch when UNC's first seven ACC games were decided by seven or fewer points.
- Carolina shot 60.7 percent from the floor in the second half, a season best in any half in the first 16 games. The previous was the first half in its previous game vs. NC State (.568) and before that the second half vs. Wake Forest (.548).
- UNC set its highest percentage from the floor in three of the last five halves over the last three games.
- Carolina had 22 assists on 32 field goals. The 22 assists matched the season high to date (at Iowa).
- Carolina had 22 assists and 13 turnovers (including an intentional shot clock violation with 0.8 to play). It was the fifth straight game UNC had more assists than turnovers. UNC did that in only three of the first nine games this season.
- UNC shot 52.5 percent from the floor for the game. It was the second time this season and second time in as many games UNC shot 50 percent.
- UNC improved to 216-9 under Roy Williams when it shoots 50 percent from the floor.
- Bacot led UNC with 21 points, 10 rebounds and three blocks. It was the sixth time this season he led UNC in scoring and was his fourth double-double of the season (15th career).
- Bacot became the third Tar Heel to score 20 points this season.
- Bacot was 8 for 10 from the floor, which followed his 8 for 10 performance vs. Wake Forest and 8 for 12 vs. NC State (he made 24 for 32 in the last three games).
- Brooks had 10 of his 16 points in the first half. The 10 points were the second most he has scored in a half in an ACC game this season (14 in the first vs. Syracuse).

- Brooks was 8 for 11 from the floor (.727), his highest percentage in the first 16 games this season with 10 or more attempts.
- Love had five assists and only one turnover. The five assists matched the previous game vs. NC State for his high in an ACC game to date.
- Sharpe tied his season high with four assists. He had four total in the previous five games.
- Black had three steals, which tied his season high and was the seventh time in 16 games he had multiple steals.
- Carolina improved to 6-2 at Pittsburgh – 1-0 at Fitzgerald Fieldhouse, 2-0 at the Civic Arena and 3-2 at the Petersen Center.

GAME 17: @CLEMSON 63, UNC 50

- UNC scored 50 points, its fewest since a 56-47 loss at Virginia on 12/8/2019.
- The 13-point margin equaled the largest defeat in UNC's first 17 games (also Iowa).
- Sharpe was UNC's only double-figure scorer. That's the first time since 2/22/2020 at Louisville only one Tar Heel was in double figures (Cole Anthony 18).
- It was the first time no starter scored in double figures since 12/28/2010 vs. Rutgers. Leslie McDonald had 14 and Justin Watts 10 off the bench in UNC's 78-55 win at Madison Square Garden.
- The Tar Heels rallied from 16 down in the first half to within four at 42-38 with 12:38 to play. UNC then went seven straight possessions without a point, missing five field goal attempts and two free throws and turning the ball over three times. The Tar Heels were 14 for 28 from the floor before converting just three of its final 16 shots from the floor.
- Clemson forward Hunter Tyson was scoreless for the first 30:38, then scored 16 of Clemson's final 21 points to outscore the Tar Heels, 16-12, over the final 9:21.
- Carolina scored a season-low 18 points in the paint (averaged 35.8 entering the game).
- UNC had 10 more turnovers than Clemson (17-7), its worst margin of the season.
- Clemson's seven turnovers were the fewest by an opponent this season.
- Carolina had a season-low 72 possessions.
- Carolina grabbed a season-low seven offensive rebounds.
- Carolina had eight assists after averaging 19.0 over the previous five games.
- Carolina scored 21 points in the first half, its lowest in any half this season.
- The Tar Heels trailed by 12 (33-21) at the half, which matched their largest halftime deficit this season (Texas and Iowa).
- Sharpe scored in double figures for the seventh time and led UNC in scoring for the second time.
- Bacot (0 for 1 FG, 1 for 2 FT) did not make a field goal for the first time this season and third time as a Tar Heel (first time since he was 0 for 5 vs. Yale on 12/30/19).
- Walton made three three-pointers, the sixth time he's made three or more.
- It was Williams' 300th regular-season ACC game. With the loss, his teams are 208-92, the second-most wins in ACC history for a coach's first 300 games (Dean Smith 220-80).

GAME 18: UNC 91, @DUKE 87

- Carolina scored 91 points, the most in its first 18 games.
- The 50-point second half was UNC's highest scoring half of the season to date.

- Six Tar Heels scored in double figures for the first time this season and the first time since the Tennessee Tech game on 11/16/2018.
- Carolina shot 50 percent from the floor in both halves for the second time this season (home win vs. NC State).
- Carolina shot 53.1 percent from the floor for the game, the second highest percentage to date this season.
- It was the third time in the last four games UNC has shot 50 percent for the game.
- Carolina scored 91 points on 89 possessions, the first time this season it scored more than one point per possession.
- Duke scored 87 points on 84 possessions, which tied Florida State for the best PPP by an opponent in the first 18 games.
- UNC tied its season high with 10 three-pointers (also in the loss at Florida State).
- UNC shot a season-high percentage of .667 from three-point range (10 of 15).
- It tied the seventh-highest three-point percentage in any game in which the Tar Heels made 10 or more threes.
- That was the fourth-highest 3FG percentage in the Williams era, minimum 10 made threes.
- It was the best three-point percentage ever by UNC against Duke except the 1983 game at Cameron when the ACC experimented with a line at 17 feet, 9 inches (UNC was 12 of 15 for 80.0 percent in that game).
- UNC scored a season-high 28 points off turnovers and season-high 27 fastbreak points.
- It was the most fastbreak points since UNC had 27 against Louisville in the 2019 ACC Tournament.
- UNC led for 35:11 and trailed for only 1:38.
- Love became the first Tar Heel to score 25 points and have seven assists at Duke and just the third Tar Heel to reach those figures in any game vs. the Blue Devils. Charlie Scott had 34 points and eight assists in 1969 and Phil Ford had 28 and eight in 1976, both at Carmichael Auditorium.
- Love became the third UNC freshman with at least 20 and five against Duke – Walter Davis had 31 and five at home in 1974 and Joseph Forte had 24 and five at Duke in 2000.
- Love set his season high in points (25), field goals (9), three-pointers (4) and assists (7). The points, field goals and threes tied the season high by any Tar Heel.
- Love made four threes combined in UNC's previous four games.
- This was the first game Bacot (16), Brooks (12) and Sharpe (11) all scored in double figures.
- Black scored 12 points, his fourth game in double figures this season and the first time since he netted a career-high 16 at Miami on 1/5/21.
- Black was 4 for 4 from the floor, had four assists and was a plus 16, the second best on the team.
- Bacot led UNC with a plus 19, his second best of the season (plus 2 vs. UNLV in November).
- Walton tied his season high with four three-pointers (three in the first half). It was the third time he's made four (Notre Dame and FSU) and the fourth straight game he's made multiple threes.
- Duke shot 60.0 percent from the floor in the second half and 53.7 percent (highest to date this season) for the game.
- Carolina improved to 38-46 at Cameron.

HEAD COACH ROY WILLIAMS



Overall: 897-259, 33rd season (.776)
Record at UNC: 479-158, 18th season (.752)
NCAA Championships (3): 2005, 2009, 2017 at UNC
Final Fours (9): 1991, 1993, 2002, 2003 at Kansas; 2005, 2008, 2009, 2016, 2017 at UNC
NCAA Tournament: 79-26 (.752)
NCAA Tournament at UNC: 45-12 (.789)
NCAA Finals: 3-3
NCAA Finals at UNC: 3-1
National Championship Games (6): 1991, 2003 at Kansas; 2005, 2009, 2016, 2017 at UNC
National Semifinals: 6-3
National Semifinals at UNC: 4-1
NCAA Elite 8s (13): 1991, 1993, 1996, 2002, 2003 at Kansas; 2005, 2007, 2008, 2009, 2011, 2012, 2016, 2017 at UNC
NCAA Elite 8: 9-4 (5-3 at UNC)
NCAA Sweet 16s (19): 1991, 1993, 1994, 1995, 1996, 1997, 2001, 2002 and 2003 at Kansas; 2005, 2007, 2008, 2009, 2011, 2012, 2015, 2016, 2017 and 2019 at UNC
NCAA Sweet 16: 13-6 (8-2 at UNC)
NCAA 2nd Round: 19-10 (10-5 at UNC)
NCAA 1st Round: 29-0 (15-0 at UNC)
Conference Regular-Season Titles (18): 1991, 1992, 1993, 1995, 1996, 1997, 1998, 2002, 2003 at Kansas; 2005, 2007, 2008, 2009, 2011, 2012, 2016, 2017, 2019 at UNC
ACC Regular-Season: 209-92 (.694)
ACC Home: 116-33 (.779)
ACC Road: 93-59 (.612)
ACC Tournament: 27-14 (.659)
ACC Tournament Titles (3): 2007, 2008, 2016
Conference Tournaments Titles (7): 1992, 1997, 1998, 1999 at Kansas; 2007, 2008, 2016 at UNC
Conference Tournaments (ACC and Big 8/12): 52-25
Home: 440-56 (.887)
Home UNC Record: 239-40 (.857)
Smith Center UNC Record: 237-39 (.859)
Away UNC Record: 123-75 (.621)
Against Ranked Teams (AP poll): 162-132 (most recent at Iowa on 12/8/20)
Against No. 1-Ranked Teams: 8-8
Overtime: 22-21

WILLIAMS HIGHLIGHTS

- Inducted in the Naismith Memorial Basketball Hall of Fame in 2007
- Fourth all-time in wins by a Division I coach with 897, behind only Mike Krzyzewski, Jim Boeheim and Bob Knight
- Second-winningest coach in UNC history and third in Kansas history
- Only coach with 400 wins at two schools
- Sixth-highest winning percentage (.776) in NCAA history
- Led UNC to three NCAA championships (2005, 2009, 2017)
- Consensus National Coach of the Decade (2000-09)
- Led UNC and Kansas to nine Final Fours, fourth most all-time
- Second in NCAA Tournament wins (79), second in No. 1 seeds (13), second in games (105), third in NCAA Tournament winning percentage (.752) and tied for fourth in NCAA championships
- Eight wins over AP No. 1 ranked teams are an NCAA record
- Second in NCAA history in 30-win seasons (12) and tied for fourth in 20-win seasons (29)
- Tied for fifth all-time with 18 regular-season conference championships
- Had won 885 games through his first 32 seasons – 110 more than any other coach in NCAA history
- Third-most ACC road wins (93) and fourth-highest ACC road winning percentage all-time (.612)
- Third all-time in ACC regular-season wins (209)
- Second-most wins (208) in first 300 ACC regular-season wins
- 32 NBA first-round draft picks (22 at UNC, 10 at Kansas)
- Orlando's Cole Anthony is his 52nd former player to play in the NBA
- Four National Players of the Year, six ACC Scholar-Athletes of the Year, 10 consensus first-team All-Americans, 17 first-team All-Americans and three Bob Cousy Award winners
- Only coach to coach two Academic All-Americans of the Year (Jacque Vaughn at Kansas, Tyler Zeller at UNC)



YEAR-BY-YEAR RESULTS

Year	School	Overall W	L	Pct.	Big 8/12 W	L	Big 8/12 Finish	Big 8/12 Tournament	NCAA Tournament	AP Poll	Coaches Poll
1988-89	Kansas	19	12	.613	6	8	6th	0-1, 1st Round	—	—	—
1989-90	Kansas	30	5	.857	11	3	T-2nd	1-1, Semifinals	1-1, 2nd Round	5	5
1990-91	Kansas	27	8	.771	10	4	T-1st	1-1, Semifinals	5-1, Final Four, 2nd	12	12
1991-92	Kansas	27	5	.844	11	3	1st	3-0, Champions	1-1, 2nd Round	2	2
1992-93	Kansas	29	7	.806	11	3	1st	1-1, Semifinals	4-1, Final Four, T-3rd	9	8
1993-94	Kansas	27	8	.771	9	5	3rd	1-1, Semifinals	2-1, Sweet 16	13	12
1994-95	Kansas	25	6	.808	11	3	1st	1-1, Semifinals	2-1, Sweet 16	5	10
1995-96	Kansas	29	5	.853	12	2	1st	2-1, Finals	3-1, Final Eight	4	5
1996-97	Kansas	34	2	.944	15	1	1st	3-0, Champions	2-1, Sweet 16	1	5
1997-98	Kansas	35	4	.897	15	1	1st	3-0, Champions	1-1, 2nd Round	2	8
1998-99	Kansas	23	10	.697	11	5	T-2nd	3-0, Champions	1-1, 2nd Round	22	23
1999-00	Kansas	24	10	.706	11	5	5th	1-1, Semifinals	1-1, 2nd Round	—	—
2000-01	Kansas	26	7	.788	12	4	T-2nd	1-1, Semifinals	2-1, Sweet 16	12	7
2001-02	Kansas	33	4	.892	16	0	1st	2-1, Finals	4-1, Final Four, T-3rd	2	2
2002-03	Kansas	30	8	.789	14	2	1st	1-1, Semifinals	5-1, Final Four, 2nd	6	2
at Kansas	15 yrs	418	101	.805	175	49	9 1sts	24-11, 4 titles	34-14	9 Top 10s	10 Top 10s
Year	School	Overall W	L	Pct.	ACC W	L	ACC Finish	ACC Tournament	NCAA Tournament	AP Poll	Coaches Poll
2003-04	UNC	19	11	.633	8	8	5th	0-1, Quarterfinals	1-1, 2nd Round	18	22
2004-05	UNC	33	4	.892	14	2	1st	1-1, Semifinals	6-0, Champions	2	1
2005-06	UNC	23	8	.742	12	4	2nd	1-1, Semifinals	1-1, 2nd Round	10	14
2006-07	UNC	31	7	.816	11	5	T-1st	3-0, Champions	3-1, Final Eight	4	T-5
2007-08	UNC	36	3	.923	14	2	1st	3-0, Champions	4-1, Final Four, T-3rd	1	3
2008-09	UNC	34	4	.895	13	3	1st	1-1, Semifinals	6-0, Champions	2	1
2009-10	UNC	20	17	.541	5	11	T-9th	0-1, First Round	4-1, (NIT finalists)	—	—
2010-11	UNC	29	8	.784	14	2	1st	2-1, Finals	3-1, Final Eight	7	8
2011-12	UNC	32	6	.842	14	2	1st	2-1, Finals	3-1, Final Eight	4	6
2012-13	UNC	25	11	.694	12	6	3rd	2-1, Finals	1-1, 2nd Round	—	—
2013-14	UNC	24	10	.706	13	5	T-3rd	0-1, Quarterfinals	1-1, 2nd Round	19	21
2014-15	UNC	26	12	.684	11	7	5th	3-1, Finals	2-1, Sweet 16	15	12
2015-16	UNC	33	7	.825	14	4	1st	3-0, Champions	5-1, Final Four, 2nd	3	2
2016-17	UNC	33	7	.825	14	4	1st	1-1, Semifinals	6-0, Champions	6	1
2017-18	UNC	26	11	.703	11	7	T-3rd	3-1, Finals	1-1, 2nd Round	10	14
2018-19	UNC	29	7	.806	16	2	T-1st	1-1, Semifinals	2-1, Sweet 16	3	9
2019-20	UNC	14	19	.424	6	14	T-13th	1-1, Second Round	—	—	—
2020-21	UNC	12	6	.667	7	4					
at UNC	18 years	479	158	.753	209	92	9 1sts	27-14, 3 titles	45-12, 3 titles	11 Top 10s	9 Top 10s
Career	33 years	897	259	.776	384	141	18 1sts	51-25, 7 titles	29 yrs, 79-26 (.752) 3 NCAA titles 9 Final Fours	20 Top 10s 14 Top 5s 2 No. 1s	19 Top 10s 12 Top 5s 3 No. 1s

NATIONAL RANKINGS

MOST WINS AS DIVISION I HEAD COACH

1164	Mike Krzyzewski	Army, Duke
974	Jim Boeheim	Syracuse
902	Bob Knight	Army, Indiana, Texas Tech
897	Roy Williams	Kansas, North Carolina
879	Dean Smith	North Carolina

MOST WINS PER SEASON, COACHES WITH 800 WINS AS DIVISION I HEAD COACH

27.7	Roy Williams	Kansas, North Carolina
25.7	Mike Krzyzewski	Army, Duke
24.4	Dean Smith	North Carolina
23.1	Bob Huggins	Akron, Cincinnati, Kansas State, West Virginia
21.9	Jim Boeheim	Syracuse
21.9	Jim Calhoun	Northeastern, Connecticut

HIGHEST WINNING PERCENTAGE, ALL-TIME (min. 10 seasons as a Division I head coach)

.833	Mark Few	Gonzaga	617-124 (22 yrs)
.824	Clair Bee	Rider, LIU Brooklyn	412-88 (21 yrs)
.822	Adolph Rupp	Kentucky	876-190 (41 yrs)
.804	John Wooden	Indiana State, UCLA	664-162 (29 yrs)
.797	John Kresse	College of Charleston	560-143 (23 yrs)
.776	Roy Williams	Kansas, North Carolina	897-259 (32 yrs)

MOST 30-WIN SEASONS

15	Mike Krzyzewski	Army, Duke
12	Roy Williams	Kansas, North Carolina
10	Bill Self	Tulsa, Illinois, Kansas
10	John Calipari	Massachusetts, Memphis, Kentucky
8	Jim Calhoun	Connecticut

MOST 20-WIN SEASONS

36	Mike Krzyzewski	Army, Duke
34	Jim Boeheim	Syracuse
30	Dean Smith	North Carolina
29	Roy Williams	Kansas, North Carolina
29	Bob Knight	Army, Indiana, Texas Tech

MOST WINS OVER NO.1 RANKED TEAM (AP POLL)

Wins	Coach
8	Roy Williams (5 North Carolina, 3 Kansas)
7	Gary Williams (6 Maryland, 1 Ohio State)
6	Dean Smith (North Carolina)
6	Mike Krzyzewski (Duke)
6	Digger Phelps (Notre Dame)
6	John Calipari (3 Massachusetts, 3 Kentucky)
5	Jim Boeheim (Syracuse)
5	Mike Montgomery (4 Stanford, 1 California)
5	Rick Pitino (3 Louisville, 2 Kentucky)

MOST REGULAR-SEASON CONFERENCE CHAMPIONSHIPS

Wins	Coach	
28	Adolph Rupp	Kentucky
24	Phog Allen	Kansas
19	Mark Few	Gonzaga
19	Bill Self	Tulsa, Kansas
18	Roy Williams	Kansas, North Carolina
18	John Calipari	Massachusetts, Memphis, Kentucky
17	Dean Smith	North Carolina
17	Jerry Tarkanian	Long Beach, UNLV, Fresno State

MOST DIVISION I WINS AFTER 32 SEASONS AS A HEAD COACH

885	Roy Williams	Kansas, North Carolina
775	Mike Krzyzewski	Army, Duke
774	Dean Smith	North Carolina
741	Lute Olson	Long Beach, Iowa, Arizona
711	Jim Boeheim	Syracuse

FASTEST TO 800 DIVISION I WINS (GAMES)

Adolph Rupp	972 games
Roy Williams	1,012 games
Dean Smith	1,029 games
Mike Krzyzewski	1,064 games
Bob Knight	1,102 games

all charts on this page through Feb. 6, 2021

UNC RANKINGS

NCAA CHAMPIONSHIPS

3	Roy Williams	2005, 2009, 2017
2	Dean Smith	1982, 1993
1	Frank McGuire	1957

NCAA FINAL FOURS

11	Dean Smith	1967, 1968, 1969, 1972, 1977, 1981, 1982, 1991, 1993, 1995, 1997
5	Roy Williams	2005, 2008, 2009, 2016, 2017
2	Bill Guthridge	1998, 2000
1	Ben Carnevale	1946
1	Frank McGuire	1957

MOST WINS

879	Dean Smith	1961-97
479	Roy Williams	2003-active
164	Frank McGuire	1952-61
100	Tom Scott	1947-52
85	Bill Lange	1940-44

MOST ACC REGULAR-SEASON WINS

364	Dean Smith	1961-97
209	Roy Williams	2003-active
89	Frank McGuire	1953-61
32	Bill Guthridge	1997-2000
23	Matt Doherty	2000-03

MOST WINS AGAINST OPPONENT (AS UNC HEAD COACH)

33	NC State	33-5
21	Clemson	21-5
20	Miami	20-7
20	Florida State	20-9
17	Wake Forest	17-6
17	Duke	17-22

ACC RANKINGS

MOST WINS AS ACC HEAD COACH, ALL GAMES

1091	Mike Krzyzewski	Duke
879	Dean Smith	North Carolina
479	Roy Williams	North Carolina
461	Gary Williams	Maryland
370	Leonard Hamilton	Florida State

MOST ACC REGULAR-SEASON & TOURNAMENT WINS

511	Mike Krzyzewski	Duke (446 and 65)
422	Dean Smith	North Carolina (364 and 58)
236	Roy Williams	North Carolina (209 and 27)
210	Gary Williams	Maryland (192 and 18)
173	Leonard Hamilton	Florida State (160 and 13)

ACC REGULAR-SEASON CHAMPIONSHIPS

17	Dean Smith	North Carolina
12	Mike Krzyzewski	Duke
9	Roy Williams	North Carolina
6	Frank McGuire	North Carolina, South Carolina
4	Tony Bennett	Virginia
4	Vic Budas	Duke

ACC REGULAR-SEASON WINNING PERCENTAGE (Min. 100 wins)

.768	Vic Budas	Duke (106-32)
.728	Dean Smith	North Carolina (364-136)
.707	Mike Krzyzewski	Duke (446-185)
.709	Tony Bennett	Virginia (144-59)
.694	Roy Williams	North Carolina (209-92)
.693	Frank McGuire	UNC, South Carolina (142-63)

ACC ROAD WINNING PERCENTAGE

.667	Vic Budas	Duke (46-23)
.618	Frank McGuire	UNC, South Carolina (55-34)
.618	Tony Bennett	Virginia (63-39)
.612	Roy Williams	North Carolina (93-59)
.603	Mike Krzyzewski	Duke (190-125)

MOST ACC ROAD WINS

190	Mike Krzyzewski	Duke
133	Dean Smith	North Carolina
93	Roy Williams	North Carolina
75	Gary Williams	Maryland
63	Tony Bennett	Virginia

WILLIAMS & THE NCAA TOURNAMENT



- Won NCAA championships at UNC in 2005, 2009 and 2017 and led KU and Carolina to runnerup finishes in 1991, 2003 and 2016.
- Third all-time with 29 appearances (in 31 seasons as a head coach) behind only Duke's Mike Krzyzewski and Syracuse's Jim Boeheim.
- One of six coaches to win three or more NCAA titles with John Wooden (10), Mike Krzyzewski (5), Jim Calhoun (3), Bob Knight (3) and Adolph Rupp (3).
- Is the only coach to win three NCAA titles at his alma mater.
- One of three coaches to take teams to six national championship games with John Wooden (10) and Mike Krzyzewski (9).
- Fourth all-time in Final Fours with nine (four at Kansas and five at UNC) behind John Wooden, Krzyzewski and Dean Smith.
- Second all-time in NCAA Tournament victories with 79 and games with 105.
- Has led his teams at Kansas and North Carolina to 13 No. 1 seeds in 29 NCAA Tournament appearances (five at KU, eight at UNC).
- Carolina's four-year run from 2016-19 was the best by NCAA Tournament seed in school history (1 in 2016, 1 in 2017, 2 in 2018 and 1 in 2019). That was one value better than 1981-84 and 1982-85 under Dean Smith and 2005-08 and 2006-09 under Williams.
- Is 29-0 in NCAA Tournament first-round games, the best record in opening-round play in NCAA Tournament history.
- Won more NCAA Tournament games (54) in the last 19 years than any coach in the country.
- Carolina's 45 NCAA Tournament wins in the last 17 years are more than any other school.
- Reached the Elite 8 13 times, including eight times in 15 appearances at Carolina. Is 9-4 in regional finals – 5-3 at UNC and 4-1 at Kansas.
- Reached the Sweet 16 in 19 of 29 NCAA Tournament appearances – 10 at Carolina (2005, 2007, 2008, 2009, 2011, 2012, 2015, 2016, 2017 and 2019) and nine at Kansas (1991, 1993, 1994, 1995, 1996, 1997, 2001, 2002 and 2003).
- Is 13-6 in the Sweet 16, including 8-2 at Carolina.
- Is 19-10 in the second round, including 10-5 at Carolina.

Williams/NCAA Tournament (combined KU and UNC)

29 appearances in 32 seasons
79-26 (.752)
3 NCAA Titles
6 NCAA Championship Games
9 Final Fours
19 Sweet 16s
13 Elite Eights
13 Number One Seeds

Williams/NCAA Tournament (at North Carolina)

15 appearances in 17 seasons
45-12 (.789)
3 NCAA Titles
4 NCAA Championship Games
5 Final Fours
10 Sweet 16s
8 Elite Eights
8 Number One Seeds

MOST NCAA CHAMPIONSHIPS

10	John Wooden	UCLA (1964-65-67-68-69-70-71-72-73-75)
5	Mike Krzyzewski	Duke (1991-92-2001-10)
4	Adolph Rupp	Kentucky (1948-49-51-58)
3	Roy Williams	UNC (2005-09-17)
3	Bob Knight	Indiana (1976-81-87)
3	Jim Calhoun	Connecticut (1999-2004-2011)

MOST NCAA FINAL FOURS

12	John Wooden – UCLA
12	Mike Krzyzewski – Duke
11	Dean Smith – North Carolina
9	Roy Williams – Kansas, North Carolina
8	Tom Izzo – Michigan State

MOST CHAMPIONSHIP GAMES

10	John Wooden – UCLA
9	Mike Krzyzewski – Duke
6	Roy Williams – Kansas, North Carolina
5	Dean Smith – North Carolina
5	Adolph Rupp – Kentucky

MOST NCAA TOURNAMENT WINS

97	Mike Krzyzewski – Duke
79	Roy Williams – Kansas, North Carolina
65	Dean Smith – North Carolina
56	Jim Boeheim – Syracuse
52	Tom Izzo – Michigan State

MOST FINAL FOUR WINS

21	John Wooden – UCLA
14	Mike Krzyzewski – Duke
9	Roy Williams – Kansas, North Carolina
9	Adolph Rupp – Kentucky
8	Dean Smith – North Carolina

HIGHEST NCAA TOURNAMENT WINNING PERCENTAGE (min. 50 games)

.825	John Wooden	UCLA	47-10
.764	Mike Krzyzewski	Duke	97-30
.752	Roy Williams	Kansas, UNC	79-26
.740	Rick Pitino	BU, Prov., Kentucky, Louisville	54-19
.734	John Calipari	UMass, Memphis, Kentucky	47-17

MOST NCAA TOURNAMENT APPEARANCES

35	Mike Krzyzewski	Duke
34	Jim Boeheim	Syracuse
29	Roy Williams	Kansas, North Carolina
28	Bob Knight	Indiana, Texas Tech
27	Dean Smith	North Carolina
27	Lute Olson	Iowa, Arizona

MOST CONSECUTIVE NCAA TOURNAMENT APPEARANCES

24	Mike Krzyzewski	Duke
23	Dean Smith	North Carolina
22	Tom Izzo	Michigan State
21	Bill Self	Tulsa, Illinois, Kansas
20	Roy Williams	Kansas, North Carolina
20	Mark Few	Gonzaga

MOST NCAA TOURNAMENT GAMES

127	Mike Krzyzewski	Duke
105	Roy Williams	Kansas, North Carolina
92	Dean Smith	North Carolina
88	Jim Boeheim	Syracuse
73	Tom Izzo	Michigan State
73	Lute Olson	Iowa, Arizona

MOST NCAA TOURNAMENT NO. 1 SEEDS

14	Mike Krzyzewski	Duke
13	Roy Williams	Kansas, North Carolina
9	Bill Self	Tulsa, Illinois, Kansas
8	Dean Smith	North Carolina
5	Jim Calhoun	Connecticut
5	Lute Olson	Arizona
5	John Thompson	Georgetown

UNC/ACC IN THE ROY WILLIAMS ERA



through Feb. 6, 2021

OVERALL WINS

Duke	501
North Carolina	479
Louisville	449
Syracuse	426
Pitt	391
Virginia	385
Florida State	378
Notre Dame	378
NC State	347
Miami	340
Clemson	334
Virginia Tech	322
Georgia Tech	292
Boston College	281
Wake Forest	275

ACC REGULAR-SEASON WINS

Duke	220
North Carolina	209
Virginia	182
Florida State	166
Clemson	141
NC State	135
Miami (2004-05 to present)	133
Virginia Tech (2004-05 to present)	126
Georgia Tech	113
Wake Forest	106
Boston College (2005-06 to present)	90
Louisville (2014-15 to present)	76
Syracuse (2013-14 to present)	74
Notre Dame (2013-14 to present)	68
Pitt (2013-14 to present)	46

ACC ROAD WINS (CONFERENCE GAMES ONLY)

North Carolina	93
Duke	92
Virginia	72
Florida State	58
NC State	53
Miami (2004-05 to present)	47
Virginia Tech (2004-05 to present)	45
Clemson	43
Georgia Tech	34
Louisville (2014-15 to present)	31
Syracuse (2013-14 to present)	31
Boston College (2005-06 to present)	30
Notre Dame (2013-14 to present)	27
Wake Forest	25
Pitt (2013-14 to present)	17

SEASONS WITH WINNING ACC ROAD RECORD

North Carolina	12
Duke	12
Virginia	6
Florida State	5
Miami	3
NC State	3
Syracuse	3
Louisville	2
Notre Dame	2
Virginia Tech	2
Boston College	1
Pittsburgh	1
Clemson	0
Georgia Tech	0

ACC REGULAR-SEASON CHAMPIONSHIPS

UNC (2005-07-08-09-11-12-16-17-19)	9
Virginia (2007-14-15-18-19)	5
Duke (2004-06-10)	3
Florida State (2020)	1
Maryland (2010)	1
Miami (2013)	1

ACC TOURNAMENT CHAMPIONSHIPS

Duke (2005-06-09-10-11-17-19)	7
North Carolina (2007-08-16)	3
Virginia (2014-18)	2
Maryland (2004)	1
Florida State (2012)	1
Miami (2013)	1
Notre Dame (2015)	1

ACC TOURNAMENT CHAMPIONSHIP GAME

APPEARANCES

Duke (2004-05-06-09-10-11-14-17-19)	9
UNC (2007-08-11-12-13-15-16-18)	8
Virginia (2014-16-18)	3
Florida State (2009-12-19)	3
Georgia Tech (2005-10)	2
Notre Dame (2015-17)	2
Maryland (2004)	1
Boston College (2006)	1
NC State (2007)	1
Clemson (2008)	1
Miami (2013)	1

ACC TOURNAMENT WINS

Duke	31
North Carolina	27
NC State	17
Miami (2004-05 to present)	15
Virginia	15
Florida State	13
Notre Dame (2013-14 to present)	10
Boston College (2005-06 to present)	10
Virginia Tech (2004-05 to present)	10
Georgia Tech	10
Clemson	8
Pitt (2013-14 to present)	6
Wake Forest	5
Syracuse (2013-14 to present)	3

NCAA TOURNAMENT APPEARANCES

Duke	16
North Carolina	15
Louisville	13
Syracuse	12
Pitt	11
Notre Dame	9
NC State	8
Virginia	8
Florida State	7
Boston College	5
Clemson	5
Miami	5
Wake Forest	5
Georgia Tech	4
Virginia Tech	4

NCAA CHAMPIONSHIPS

North Carolina (2005-09-17)	3
Duke (2010-15)	2
Louisville (2013)	1
Virginia (2019)	1

NCAA FINAL FOURS

North Carolina (2005-08-09-16-17)	5
Duke (2004-10-15)	3
Louisville (2005-12-13)	3
Syracuse (2013-16)	2
Georgia Tech (2004)	1
Virginia (2019)	1

NCAA TOURNAMENT WINS

North Carolina	45
Duke	37
Louisville	27
Syracuse	21
Virginia	14
Pitt	12
Florida State	9
NC State	9
Notre Dame	9
Georgia Tech	7
Boston College	5
Miami	5
Wake Forest	4
Clemson	3
Virginia Tech	3

NCAA SWEET 16s

Duke (2004-05-06-09-10-11-13-15-16-18-19)	11
UNC (2005-07-08-09-11-12-15-16-17-19)	10
Syracuse (2004-09-10-11-12-13-14-16-18)	9
Louisville (2005-08-09-12-13-14-15)	7
NC State (2005-12-15)	3
Pitt (2004-07-09)	3
Florida State (2011-18-19)	3
Miami (2013-16)	2
Notre Dame (2015-16)	2
Virginia (2014-16-19)	3
Clemson (2018)	1
Georgia Tech (2004)	1
Virginia Tech (2019)	1
Wake Forest (2004)	1

NBA DRAFT PICKS

Duke	34
North Carolina	27
Syracuse	17
Florida State	14
Louisville	12
Virginia	9
Miami	8
Georgia Tech	7
Boston College	6
NC State	6
Pitt	6
Wake Forest	5
Clemson	3
Notre Dame	3
Virginia Tech	3

NBA FIRST-ROUND DRAFT PICKS

Duke	24
North Carolina	22
Syracuse	11
Florida State	7
Georgia Tech	6
Louisville	6
NC State	5
Wake Forest	5
Boston College	4
Virginia	3
Miami	2
Clemson	1
Notre Dame	1
Pitt	1
Virginia Tech	1

due to Covid-19 the 2020 ACC Tournament was limited to five first- and second-round games and the NCAA Tournament was not held



#0 – ANTHONY HARRIS

6-4, 196, Red-Shirt Freshman, Guard, Woodbridge, Va.



Scored in double figures twice as a Tar Heel (14 vs. UCLA in 2019-20 and 10 vs. NC State this season as a red-shirt freshman).

2020-21: Is 7 for 15 from the floor with seven assists in 61 minutes in the last six games • Two steals in a season-high 15 minutes in the win at Duke • Missed the first 12 games of this season (and 32 straight overall) after he injured his right ACL on 12/30/19 (one year and 10 days past surgery) • Scored a season-high 10 points in 10 minutes in the win over NC State • Returned to action on 1/16/21, when he played eight and a half minutes in the second half at Florida State

- Made an immediate impact with five points, excellent defense (won the defensive player of the game award) and a team-high-tying three assists • Led UNC with a plus-10 (no other Tar Heel was better than plus-2 for the game).

2019-20: Missed the first eight games due to a left knee injury he suffered in high school, then played in five straight games from Dec. 8 (at Virginia) through Dec. 30 (Yale) • Suffered a torn right ACL against Yale on 12/30/19 • Had surgery on 1/6/2020 • Was plus-41 and averaged 9.3 points against Gonzaga, UCLA and Yale • Had six points in 13 minutes and was a team-high plus 10 against Yale before being injured.

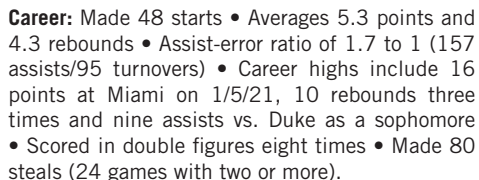
Season-high 14 points, all in the second half, in UNC's win over UCLA • Scored eight straight Tar Heel points in a 10-2 run that extended UNC's lead from four to 12 • Was plus 15 against the Bruins • Also won his first defensive player of the game award • Eight points in 14 minutes at Gonzaga • Saw his first action on 12/8 at Virginia, scoring four points in six minutes • First game action since injuring his left knee as a high school senior on 12/1/18.

Prep: Played at Paul VI Catholic High School in Fairfax, Va., for Coach Glenn Farello • Missed most of his senior season due to a knee injury • Averaged 12.9 points his junior year • Played for Team Takeover in the EYBL with Armando Bacot • Averaged 8.2 points per game, shooting 43 percent from three-point range • Won of the 2018 EYBL Peach Jam Classic • Won the WCAC regular season championship with Paul VI Catholic his junior year.

Personal: Born Anthony Jy'el Harris on July 6, 2000, in Washington, D.C. • Is the son of Anthony and Meeesha Harris • Majoring in exercise and sports science/sports administration.

2020-21	FG	3FG	FT	REB	PF	PTS	A	TO	B	S	MP
first 12 games											
at Florida State	2-2	1-1	0-0	0-0-0	1	5	3	0	0	0	8
Wake Forest	0-1	0-0	0-0	1-0-1	0	0	1	0	0	0	6
NC State	4-5	1-2	1-2	1-1-2	3	10	0	1	1	0	11
at Pittsburgh	1-2	0-1	0-0	0-0-0	0	2	1	0	0	0	7
at Clemson	0-3	0-3	0-0	0-2-2	3	0	1	1	0	0	14
at Duke	0-2	0-0	0-0	2-0-2	2	0	1	1	0	2	15
Miami											
at Virginia											
Virginia Tech											
Louisville											
at Boston College											
Florida State											
at Syracuse											
Duke											

HARRIS'S STATS																	
Year	GP-GS	Min.	Ave.	FGM-A	Pct.	3FGM-A	Pct.	FTM-A	Pct.	Off	Def	Reb	Ave.	A	TO	B	S
2019-20	5-0	61	12.2	12-22	.545	3-7	.429	7-8	.875	3	2	5	1.0	3	2	0	4
2020-21	6-0	62	10.3	7-15	.467	2-7	.286	1-2	.500	4	3	7	1.2	7	3	0	3
Totals	11-0	123	11.1	19-37	.514	5-14	.357	8-10	.800	7	5	12	1.1	10	5	0	7



2020-21: Has won UNC's defensive player of the game award twice (four career) • Averaging a career-high 6.8 points and 5.6 rebounds • Scored in double figures four times (16 at Miami, 12 at Duke, 10 vs. Stanford and 10 at Georgia Tech) • Leads UNC in assist-error ratio (2.0) • Has 34 as UNC's 11 wins (14/11 in the losses) • Leads UNC play (3.5 per game) • Had 10 rebounds against at Iowa and Miami • At least one steal in 16 of 18 gm with 26 (multiple steals eight times).

Played another of his best games in the win at Duke – 12 points on 4 of 4 FGs, four assists, two steals, timely baskets, exceptional defense and made 3 of 4 free throws in the final 15 seconds to clinch the win • Was plus 16, second-best on the team • Picked up three fouls in the first half, but was plus 9 in just under six minutes as UNC built an early lead • Tied his season high with three steals at Pittsburgh • Played one of his finest all-around games as a Tar Heel against Wake Forest – eight points, six rebounds, eight assists (five in the second half), one turnover and two steals • His assist-turnover of 8/1 was a career best and the best by a Tar Heel in the first 14 games • Seven assists, including a key one on a drive-and-dish with 1:22 to play that led to a three-point lead, and played exceptional defense in the win over Syracuse • Played all but 90 seconds in the second half and helped hold Buddy Boeheim scoreless in the period • Was a plus nine in the second half and plus 16 for the game vs. the Orange • Career highs in points (16), field goals (six) and three-pointers (four) in the 67-65 win at Miami • Had made three 3FGs in the first 10 games, then went 4 for 4 vs. the Hurricanes • Three-pointer with 1:42 to play gave UNC a 63-61 lead • Banked in the go-ahead and game-winning shot with 9.1 seconds to play in the 66-65 win over Notre Dame • Tied his career high with five field goals at Georgia Tech • Season-best 5 for 7 (.714) from the floor in Atlanta • Season-high three steals at NC State • Nine points, nine rebounds, two assists and two steals at Iowa • Tied his previous career high of 10 rebounds against both UNLV and Texas • Had eight points, 10 boards and two assists vs. the Longhorns – made two free throws with 25 seconds to play to tie the game at 67 • Driving layup with 1:02 to play gave UNC a 66-63 lead in the win over Stanford • Tied his career high with 10 rebounds (four offensive) and sparked UNC's defensive effort in win over UNLV • Won his first defensive player of the game this season and the third of his career for his efforts, primarily for defending Bryce Hamilton, in the win over UNLV • Held Vegas's leading scorer without a point for nearly 14 minutes mid-game as UNC went from trailing by three to leading by 19.

2019-20: Averaged 6.5 points, 5.0 rebounds and 2.6 assists • Started 31 games – 25 at small forward and six (Clemson through Boston College) at the point • Led the team with 40 steals and was second in assists with 83 • Scored in double figures four times with a career-high 14 points against Syracuse in the ACC Tournament, three 3FGs at Virginia Tech, 10 rebounds at Notre Dame and nine assists at home vs. Duke • Played 30 or more minutes 15 times and 40-plus twice.

Prep: Played for coach Jody Barbee at Cox Mill High School in Concord as a senior • Played his first two seasons at Concord High School and his junior year at Montverde Academy • Averaged 13.4 points, 5.7 rebounds, 3.2 assists and 3.2 steals and was the team's defensive MVP in leading Cox Mill to

the 2018 3-A state championship.

Personal: Born Rechon Malik Black on June 14, 1999, in Concord • Son of Chon and Carla Black • Given the nickname “Leaky” by his grandmother, due to his middle name, Malik • Majoring in exercise and sport science/sports administration.

BLACK'S CAREER STATS																			
Year	GP-GS	Min.	Ave.	FGM-A	Pct.	3FGM-A	Pct.	FTM-A	Pct.	Off	Def	Reb	Ave.	A	TO	B	S	Pts	Ave.
2018-19	23-0	239	10.4	23-49	.417	5-12	.417	6-7	.857	10	39	49	2.1	27	15	4	14	57	2.5
2019-20	32-31	954	29.8	80-223	.359	16-63	.254	32-46	.696	45	116	161	5.0	83	56	25	40	208	6.5
2020-21	18-17	521	28.9	44-105	.419	8-27	.296	26-38	.684	27	74	101	5.6	48	24	8	25	122	6.8
Totals	73-48	1714	23.5	147-377	.390	29-102	.284	64-91	.703	82	229	311	4.3	158	95	37	79	387	5.3



#2 – CALEB LOVE

6-4, 195, Freshman, Guard, St. Louis, Mo.



2020-21: ACC Freshman of the Week for Jan. 18-24 for his play against Wake Forest and NC State • Leads UNC in assists (60) and is second in scoring (11.1), three-pointers (20) and steals (18) • Has led UNC in scoring four times, all UNC wins • Scored in double figures 10 times with a high of 25 at Duke • Averaged 14.7 points over the last six games • Hit four threes in the first eight games, 16 in the last 10 (including four at Duke) • Has more assists than turnovers in eight games • Season-high seven assists at Duke • Eleven games with four or more assists • Averaging 3.7 turnovers in the six losses • Leads the team in field goal and three-point attempts.

Game and season highs in points (25), field goals (9), assists (7) and three-pointers (4) at Duke – first Tar Heel ever to score 25 and have seven assists at Duke (and the third Tar Heel with Charlie Scott and Phil Ford to do that vs. Duke in any game) • Was 5 for 8 FG, including 3 for 4 from three, and scored 15 points with six assists in the second half at Duke • Scored 10 of UNC's final 22 points (and had two assists), including a driving layup with 3:46 to play that broke a 79-all tie and a three-pointer with 1:54 left that extended UNC's lead to seven • Made both free throws with 0:58 remaining to give UNC an 87-83 lead • Won his first defensive player of the game award at Clemson • Season-best assist/turnover ratio in the win at Pittsburgh, when he had five assists and only one turnover • Led UNC offense that shot 60.7 percent in the second half and 52.5 for the game • Three-pointer with 2:59 to play halted a 15-4 Panther run that cut UNC's lead from 16 to five and proved to be the final field goal of the game for either team • Scored eight points and had four assists in the first half as UNC built a 10-lead in its win over NC State (finished with 15 points, his third straight game in double figures) • Season-high 20 points against Wake Forest (became the second Tar Heel to score 20 in a game this season) • Made a season-best 7 for 12 from the floor (first time better than 50 percent), including 2 for 3 from three • Committed two turnovers in the first five minutes vs. the Deacons, then did not commit another until there were 28 seconds to play • Key three with seconds to play in the first half that sent UNC to intermission trailing by just two • Season-high three 3FGs at Florida State • Scored 11 points vs. the Seminoles, his first double-figure scoring effort since 12/22 at NC State • Three-pointer from the left wing with 1:42 to play cut Miami's lead to one in UNC's 67-65 win • Three-pointer with 7:16 to play came just after Notre Dame built a seven-point lead, the Irish's largest of the second half, and started a 9-0 Tar Heel run • Made two 3FGs at Georgia Tech, his first threes in four games • Matched his season-high six assists and had his best A/TO ratio (6:2) since the season opener in the win over Kentucky • Scored nine of his 12 points, handed out all four of his assists and had two steals in the second half in the win over NC Central • Scored 12 of his team-high 16 points in the second half vs. Stanford • Blocked three shots against UNLV • Became the eighth freshman to start at the point in Roy Williams' 18 seasons at UNC • Led UNC with 17 points vs. Charleston • Went 8 for 8 from the free throw line, the best performance ever by a Tar Heel in his first game (Danny Green went 6 for 6 as a freshman in the 2005-06 opener vs. Gardner-Webb) • Became the seventh UNC freshman point guard to play 25 or more minutes in his first game (with Phil Ford, Kenny Smith, Ed Cota, Raymond Felton, Marcus Paige and Cole Anthony) • His 17 points are the second most among those seven players (Anthony had 34 last year) and he is the only player with only one turnover (Kenny Smith had two vs. Missouri in the 1982-83 opener).

Prep: The 2020 Gatorade High School Player of the Year in Missouri • Also the Mr. Show-Me Basketball and Class 5 Player of the Year by the Missouri Basketball Coaches Association • Selected to play in the 2020 McDonald's All-American Game, Jordan Brand Classic, Iverson Classic and Nike Hoop Summit • First-team all-state and two-time conference player of the year •

2020-21	FG	3FG	FT	REB	PF	PTS	A	TO	B	S	MP
Coll. of Charleston•	4-11	1-4	8-8	0-1-1	3	17	4	1	0	2	26
vs. UNLV•	2-9	0-5	2-4	0-3-3	1	6	4	3	3	1	28
vs. Stanford•	6-18	2-6	2-2	1-2-3	3	16	2	5	1	0	36
vs. Texas•	2-13	0-4	1-2	0-1-1	2	5	0	4	0	0	30
at Iowa•	4-13	1-4	2-3	2-2-4	1	11	6	4	0	1	31
NC Central•	4-9	0-2	4-5	0-3-3	3	12	4	6	1	3	32
vs. Kentucky•	4-14	0-5	3-3	0-0-0	3	11	6	2	0	0	30
at NC State•	3-14	0-4	5-5	1-3-4	1	11	4	2	0	1	28
at Georgia Tech	3-10	2-5	0-0	0-2-2	2	8	4	3	0	1	25
Notre Dame•	2-7	1-3	0-0	0-0-0	1	5	0	2	0	0	15
at Miami	1-9	1-3	0-0	0-4-4	3	3	4	4	0	1	28
Syracuse•	2-10	1-5	2-2	0-2-2	2	7	1	2	0	0	20
at Florida State•	4-10	3-6	0-0	1-1-2	1	11	0	4	0	2	21
Wake Forest•	7-12	2-3	4-7	1-3-4	3	20	3	3	2	2	32
NC State•	6-15	0-2	3-4	0-2-2	1	15	5	5	1	1	29
at Pittsburgh•	3-10	1-5	1-4	1-1-2	5	8	5	1	0	1	26
at Clemson•	2-10	1-6	4-4	0-7-7	1	9	1	4	0	1	30
at Duke•	9-16	4-5	3-3	0-2-2	1	25	7	5	0	1	31
Miami											
at Virginia											
Virginia Tech											
Louisville											
at Boston College											
Florida State											
at Syracuse											
Duke											

St. Louis Post-Dispatch's Metro Player of the Year • Played for Coach Justin Tatum (the father of Boston Celtic Jayson Tatum) at Christian Brothers College High School in St. Louis • Led the school to the 2020 state semi-finals before the season was cut short due to the pandemic • As a senior, averaged 26.3 points, 6.5 rebounds and 3.1 assists • Scored a career-best 42 points as a senior against East St. Louis High School, the defending Illinois 3A state champions • That was one of three 40-point games • As a junior, led Christian Brothers to the state finals while averaging 19.4 points • Second player from Christian Brothers to earn McDonald's All-America honors (first since Larry Hughes, who played at Saint Louis University, in 1997) • Joined Hughes as the only players in school history to surpass 2,000 career points • Helped Christian Brothers win four district and two conference titles • Took part in minicamps for the 2019 USA Basketball Men's Junior National Team.

Personal: Born Caleb Khristopher Love on Sept. 27, 2001, in St. Louis, Mo. • Son of Dennis Love and Alecia Thompson • His dad played college football • Honors student • Also played football, bowls and plays mini-golf.

LOVE'S STATS																
Year	GP-GS	Min.	Ave.	FGM-A	Pct.	3FGM-A	Pct.	FTM-A	Pct.	Off	Def	Reb	Ave.	A	TO	B
2020-21	18-16	498	27.7	68-210	.324	20-77	.260	44-56	.786	7	39	46	2.6	60	61	8
																18
																200
																11.1



#3 – ANDREW PLATEK

6-4, 205, Senior, Guard, Guilderland, N.Y.



2020-21: Averaging a career-best 4.6 points • Fourth on the team with 14 threes • Is 14 for 41 (.341) from three • Made at least one three in 11 games • Scored in double figures three times (twice in his first three seasons).

Made threes in each of the last two games after going four games without a three • Was a team-best plus 12 in the second half vs. Syracuse • Had a career-high three offensive rebounds vs. the Orange, including one with 1:20 to play that led to a UNC basket and a 75-70 lead • Made the game-winning basket on a baseline drive with 3.6 seconds to play in the 67-65 win at

Miami • Defensive player of the game at Miami (second of the season and career), helping hold the Canes to 65 points and 35 percent shooting • Three-pointer with 6:09 to play against Kentucky gave UNC a 59-54 lead • Made two threes vs. NC Central, the third time this season and ninth time in his career he made multiple threes in a game • Only Tar Heel to make a three against NCCU and scored eight of his 11 points vs. the Eagles in the second half • Scored eight of his 11 points vs. UNLV in the first half, helping UNC overcome a 13-0 deficit (hit a three for UNC's first points and another three to cut the deficit to six) • Scored 11 points in just 15 minutes vs. NCCU • Made two 3FGs and scored 10 points at Iowa • Earned his first career defensive player of the game award (tied his career high with two blocks and made a career-high four steals) in the opener vs. Charleston.

2019-20: Averaged 3.9 points and 1.4 assists in 17.9 minutes per game • Season-high nine points against Louisville, Duke and Gardner-Webb • Had 27 assists/11 turnovers and went 20 for 54 from the floor in nine starts from 1/11/20 to 2/11/20 • Made two three-pointers four times (Notre Dame, Wofford, Gonzaga and Louisville) • Made 13 of 57 from three-point range, including 8 of 35 in ACC play • Had 44 assists and 19 turnovers (2.3) • Played 555 minutes (played 117 as a sophomore).

Prep: Averaged 13.6 points, 5.7 rebounds and 3.1 assists at Northfield Mount Hermon School in Massachusetts • Played two seasons for Coach John Carroll at NMH • Also played three years at Guilderland High School for Coach Mike Parks • Averaged 25.3 points in his final season at Guilderland • Teammate of UNC freshman Walker Miller with the Albany City Rocks on the Nike EYBL circuit • Led his team to a school-record 30 wins, New England Prep League regular-season and Tournament 4A championships • Made 86 three-pointers and shot 38 percent from three-point range • Earned first-team All-New England Prep honors and was the team captain • Scored 22 points in the Jordan Brand Regional Game played in Brooklyn • Also played lacrosse • Member of the Dean's List for two years at NMH • National Honor Society student.

Personal: Born Andrew Theodore Platek on April 8, 1998, in Albany, N.Y. • Son of Michael Platek and Catherine Schunk • Majoring in exercise and sport science/sports administration with a minor in history.

2020-21	FG	3FG	FT	REB	PF	PTS	A	TO	B	S	MP
Coll. of Charleston	2-9	1-5	0-0	1-2-3	2	5	1	0	2	4	21
vs. UNLV	4-6	2-4	1-2	1-2-3	3	11	0	2	0	0	16
vs. Stanford	1-3	0-1	2-2	0-1-1	1	2	0	2	0	2	16
vs. Texas	0-0	0-0	0-0	1-0-1	1	0	0	1	0	0	6
at Iowa	3-7	2-3	2-2	0-1-1	0	10	0	2	0	0	16
NC Central	4-6	2-3	1-1	0-0-0	1	11	1	1	0	1	15
vs. Kentucky	2-6	1-3	1-2	1-3-4	4	6	2	1	0	0	24
at NC State	3-4	1-2	1-1	2-1-3	3	8	1	1	0	0	10
at Georgia Tech	1-5	1-5	0-0	0-1-1	3	3	1	3	0	0	15
Notre Dame	0-2	0-2	0-0	0-5-5	0	0	1	0	0	0	15
at Miami	3-6	1-3	0-0	1-0-1	2	7	1	1	0	1	21
Syracuse	3-5	1-3	0-0	3-0-3	3	7	2	0	0	0	20
at Florida State	1-6	0-2	0-0	1-0-1	1	2	2	0	0	1	19
Wake Forest	0-1	0-0	0-0	0-0-0	1	0	0	1	0	0	8
NC State	0-1	0-1	0-0	1-0-1	0	0	2	0	0	0	8
at Pittsburgh	1-3	0-1	0-0	3-0-3	0	2	1	0	0	0	9
at Clemson	1-1	1-1	1-2	0-1-1	0	4	0	2	0	0	20
at Duke	1-4	1-2	0-0	0-1-1	1	3	0	2	1	0	13
Miami											
at Virginia											
Virginia Tech											
Louisville											
at Boston College											
Florida State											
at Syracuse											
Duke											

PLATEK'S CAREER STATS

Year	GP-GS	Min.	Ave.	FGM-A	Pct.	3FGM-A	Pct.	FTM-A	Pct.	Off	Def	Reb	Ave.	A	TO	B	S	Pts	Ave.
2017-18	35-0	264	7.5	27-55	.491	10-27	.370	7-10	.700	15	24	39	1.1	18	10	2	3	71	2.0
2018-19	32-0	117	3.7	14-30	.467	5-15	.333	2-4	.500	4	5	9	0.3	7	5	3	6	35	1.1
2019-20	31-9	555	17.9	45-124	.363	13-57	.228	18-30	.600	22	42	64	2.1	44	19	2	10	121	3.9
2020-21	18-1	271	15.0	30-75	.400	14-41	.341	9-12	.750	15	18	33	1.8	15	18	3	9	83	4.6
Totals	116-10	1207	10.4	116-284	.408	42-140	.300	36-56	.643	56	89	145	1.3	84	52	10	28	310	2.7



#4 – RJ DAVIS

6-0, 160, Freshman, Guard, White Plains, N.Y.



2020-21: Fifth on the team in scoring at 8.2 points per game • Scored a total of five points in the last three games after 12.8 ppg in the previous four • Does have seven assists in those three games • Scored in double figures in 10 games • Led UNC in scoring twice (UNLV and at Florida State) • Third on the team in three-pointers with 18 • Made multiple 3FGs five times with a high of three vs. UNLV • Season-high eight assists (tied for the most by Tar Heel this season) at Iowa • Is 14 for his last 17 from the free throw line • Has won Carolina's defensive player of the game award against Wake Forest and Pittsburgh.

Scored all 10 of his points in the second half in the win over NC State, including eight straight points for the Tar Heels in a span of 2:13 that gave UNC its biggest lead of the game at 59-45 • Scored in double figures for the third game in a row with 13 and won his first defensive player of the game award vs. Wake Forest • Was the first game in which he did not attempt a three • Had a steal and behind the back pass that led to a Bacot dunk and 10-point lead late in the game • ACC Freshman of the Week for January 11-17 for his play against Syracuse and Florida State • Tied his season high with 16 points at Florida State • Season-best 6 for 9 from the floor (2 of 3 3FGs) and season-best three assists/one turnover vs. the Seminoles • Scored 12 points (totaled 10 in the previous three games) and led UNC with a plus 14 in the win over Syracuse • Made two 3FGs vs. the Orange, including one with 10:47 to play that sparked a 13-0 UNC run after the Orange had taken its largest lead of the game at 56-51 • Had no turnovers in almost 22 minutes and made a pair of free throws with 21 seconds to play to seal the win • Led UNC in plus/minus with a plus 10 in the one-point win over Notre Dame • Made his first start at the point at Georgia Tech • Tied his season high with five field goals at NC State • Bruised his right knee when he was fouled driving to the basket in the first half vs. Kentucky and played just 2:34 in the second half • Led UNC in scoring for the first time with 16 points vs. UNLV • The fourth two-guard to start in his first game as a freshman under Roy Williams with Marcus Ginyard, Wayne Ellington and Justin Jackson • Scored 11 points vs. Charlotte in his college debut.

Prep: The 2020 Gatorade High School Player of the Year in New York • Named New York's Mr. Basketball by the Basketball Coaches Association of New York, the first player in his school's history to win the award • Played for Coach Patrick Massaroni at Archbishop Stepinac High School in White Plains, N.Y. • Selected to play in the McDonald's All-American Game, Jordan Brand Classic, Iverson Classic and BallisLife All-American Game • Set the all-time prep scoring record in Westchester County with 2,446 career points, topping the previous record set by Danya Abrams, who went on to play at Boston College • Fifth-most points ever in the Catholic High School Athletic Association, which is comprised of Catholic high schools in New York City, Long Island, Westchester and Buffalo (the largest Catholic high school athletic league in the United States) • Abrams' Westchester County scoring record stood for 27 seasons • Senior season ended early due to the coronavirus, just after Stepinac had won the CHSAA's Archdiocesan title and was preparing to play in the state quarterfinals • Had 18 points, 11 rebounds and eight assists in the Archdiocese championship game win over top-seeded St. Raymond's • Named The (Westchester) Journal News' Player of the Decade for the 2010s • Was named the CHSAA's MVP in 2020 after being named first-team all-league as a sophomore and junior • As a senior, averaged 26.5 points, 8.0 rebounds, 5.3 assists and 2.1 steals while making 34 percent of his three-point attempts • Teamed with Duke signee A.J. Griffin at Archbishop Stepinac • Led Stepinac to Archdiocese, city and state (2017 and 2018) titles and won the Torrey Pines Classic • Averaged 25.4 points as a junior.

Personal: Born RJ Davis on Oct. 21, 2001, in White Plains, N.Y. • Son of Robert and Venessa Davis • His dad scored 2,118 points (without a three-

2020-21	FG	3FG	FT	REB	PF	PTS	A	TO	B	S	MP
Coll. of Charleston•	4-9	1-3	2-4	2-2-4	3	11	1	1	0	1	27
vs. UNLV•	5-9	3-4	3-3	2-4-6	1	16	1	1	0	0	28
vs. Stanford•	3-8	2-4	2-2	1-2-3	3	11	1	3	0	0	27
vs. Texas•	3-11	0-2	5-7	1-3-4	2	11	3	3	0	1	33
at Iowa•	4-8	2-5	2-4	0-2-2	1	12	8	3	0	0	34
NC Central•	2-10	0-5	2-2	0-1-1	2	6	3	3	0	0	33
vs. Kentucky•	1-6	1-4	0-1	0-0-0	2	3	1	0	0	0	16
at NC State•	5-14	1-4	0-0	0-3-3	2	11	3	3	0	0	36
at Georgia Tech•	1-7	1-3	2-2	0-3-3	2	5	3	3	0	0	24
Notre Dame	1-6	1-6	0-0	0-3-3	0	3	2	2	0	0	23
at Miami•	1-5	0-2	0-0	0-0-0	2	2	0	3	0	0	14
Syracuse•	3-8	2-6	4-4	1-1-2	0	12	1	0	0	2	22
at Florida State	6-9	2-3	2-2	0-4-4	1	16	3	1	0	1	20
Wake Forest	4-7	0-0	5-6	1-1-2	2	13	0	1	1	2	17
NC State	3-6	1-1	3-5	1-1-2	1	10	3	2	0	0	16
at Pittsburgh	2-7	1-3	0-0	0-0-0	1	5	3	2	0	0	21
at Clemson	0-3	0-2	0-0	0-2-2	2	0	2	1	0	1	12
at Duke	0-5	0-3	0-0	0-2-2	0	0	2	0	0	0	15
Miami											
at Virginia											
Virginia Tech											
Louisville											
at Boston College											
Florida State											
at Syracuse											
Duke											

point shot) from 1982-86 at Mercy College and still holds the Manhattan school's career scoring record • Member of the National Honor Society • Wears No. 4 because his birthday (10/21) adds up to 4 (1-0-2-1) • Wore that number as a high school sophomore when Stepinac won city and state titles • Also played football and soccer.

DAVIS'S STATS																	
Year	GP-GS	Min.	Ave.	FGM-A	Pct.	3FGM-A	Pct.	FTM-A	Pct.	Off	Def	Reb	Ave.	A	TO	B	S
2020-21	18-10	416	23.1	48-138	.348	18-60	.300	33-43	.767	9	35	44	2.4	40	32	1	8
																	147
																	8.2



#5 – ARMANDO BACOT

6-10, 240, Sophomore, Forward/Center, Richmond, Va.



Averaged 10.5 points and 7.9 rebounds in 50 games as a Tar Heel (all starts) • Scored his 500th career point in the Jan. 26 win at Pittsburgh • Needs three rebounds for 400 • Scored in double figures 29 times with a career-high 23 vs. Oregon as a freshman • Has 15 double-doubles and 20 games with 10 or more rebounds.

2020-21: Leads the team in scoring (12.1) and field goal percentage (.636), is second in rebounding (7.4) and blocks (14) • Leads the team in plus/minus at plus 86 • Led UNC in scoring six times (three times in 32 games as a freshman) • Scored in double figures in a team-high 13 games with a

high of 21 at Pittsburgh on 1/26 • UNC is 10-3 in those games • Made at least 50 percent of his shots from the floor 15 times • Is ninth in the ACC in total rebounds and third in offensive rebounding • Double-figure rebounds in six games • Averaging 2.9 offensive rebounds per game • Five or more offensive boards in five games.

Scored 12 of his 16 points in the second half at Duke, including eight of UNC's first 10 points in the half that extended Carolina's lead from two to eight points • Season-high 21 points on 8-10 FG, 5-6 FT, grabbed a game-high 10 rebounds and blocked three shots in the win at Pittsburgh • Made 8 of 12 from the floor, scored a team-high 17 points and was UNC's defensive player of the game (his first of the season/fourth career) in the win over NC State • Scored 12 first-half points as UNC built a 43-33 lead over the Pack • Scored 14 of his 18 points in the second half vs. Wake Forest • Was 8 for 10 from the floor vs. the Deacs, the best FG percentage (.800) by a Tar Heel in the first 14 games • Scored four of his 15 points in the final 1:22 to give UNC a 75-70 lead in the win over Syracuse • Grabbed seven of UNC's 24 offensive rebounds and had 12 total rebounds vs. the Orange • His offensive rebounds led to nine second-chance points • Led UNC with 16 points and was a team-best plus 14 at NC State • Led UNC with 14 points against Kentucky, 11 of which came in the second half • Scored 15 of UNC's 30 first-half points vs. NCCU • First double-double this season (12th career) with 10 points and a season-high 12 rebounds vs. Texas • Six offensive rebounds vs. the Longhorns that led to six points • Perfect from the floor and line vs. UNLV en route to 12 points • Had 11 points, eight rebounds and three blocks vs. Charleston.

2019-20: Averaged 9.6 points and 8.2 rebounds in 32 games (all starts) • Had the most rebounds by a Tar Heel freshman since Antawn Jamison in 1995-96 • Had 11 double-doubles, second most by a Tar Heel freshman and the most since Jamison's 13 • Led the team in blocks (36), was second in FG percentage (.469) and rebounding and fourth in scoring • Scored in double figures 16 times with a high of 23 vs. Oregon • Scored 20 or more three times (23 vs. Oregon, 22 vs. Elon and 21 vs. Clemson) • Grabbed 10 or more rebounds 14 times with highs of 16 at home vs. Virginia and 15 vs. Alabama • Made at least 50 percent of his FG attempts in 16 games • Became the third freshman in Carolina history to have three straight double-doubles in points and rebounds, joining Mike O'Koren in 1976-77 and Jamison in 1995-96 (Bacot accomplished that two different times) • Averaged 2.7 offensive rebounds (had 14 in the last three games and grabbed four or more 11 times) • Missed his only game of the season vs. Wake Forest on March 3 after spraining his right ankle at Syracuse on Feb. 29 • Started 32 games, but played less than 10 minutes in three different games due to injuries – played three minutes at UNCW (blow to the head), seven minutes vs. Ohio State (left ankle sprain) and nine minutes at Syracuse (right ankle sprain).

Prep: Played his freshman through junior seasons at Trinity Episcopal School in Richmond, Va., for Coach Richard Hamlin and his senior year at IMG Academy in Bradenton, Fla., for Coach Sean McAloon • Averaged 12.4 points, 7.7 rebounds and 1.8 blocks and shot 62 percent from the

2020-21	FG	3FG	FT	REB	PF	PTS	A	TO	B	S	MP
Coll. of Charleston•	4-5	0-0	3-4	3-5-8	0	11	0	1	3	0	22
vs. UNLV•	4-4	0-0	4-4	2-3-5	3	12	1	3	0	0	20
vs. Stanford•	4-5	0-0	2-3	2-4-6	2	10	0	4	0	0	20
vs. Texas•	3-5	0-0	4-7	6-6-12	1	10	0	1	1	0	25
at Iowa•	2-4	0-0	0-0	3-8-11	5	4	0	2	1	0	22
NC Central•	6-7	0-0	7-10	5-6-11	2	19	0	1	1	1	27
vs. Kentucky•	5-8	0-0	4-6	5-3-8	2	14	1	0	2	0	28
at NC State•	7-9	0-0	2-4	3-3-6	1	16	0	3	1	0	24
at Georgia Tech•	5-8	0-0	4-6	0-5-5	3	14	0	3	0	2	23
Notre Dame•	1-7	0-0	2-4	5-5-10	2	4	1	1	0	1	17
at Miami•	1-3	0-0	5-5	0-2-2	3	7	0	1	0	0	21
Syracuse•	7-13	0-0	1-3	7-5-12	2	15	2	0	0	1	27
at Florida State•	3-6	0-0	3-5	3-2-5	1	9	1	0	0	0	17
Wake Forest•	8-10	0-0	2-4	0-6-6	4	18	3	2	0	2	22
NC State•	8-12	0-0	1-4	2-6-8	1	17	1	0	1	2	28
at Pittsburgh•	8-10	0-1	5-6	4-6-10	1	21	2	2	3	0	31
at Clemson•	0-1	0-0	1-2	0-3-3	4	1	0	2	0	1	19
at Duke•	6-12	0-0	4-7	2-4-6	2	16	1	1	1	2	25
Miami											
at Virginia											
Virginia Tech											
Louisville											
at Boston College											
Florida State											
at Syracuse											
Duke											

floor at IMG • Led IMG to the 2019 prep national championship • Member of the U-18 USA Basketball National Team in 2018 with Coby White and Cole Anthony • 2018 Richmond Times-Dispatch Player of the Year and was first-team all-metro and all-state • Was the VISAA League Co-Player of the Year, a USA Today All-Virginia first-team and Max Prep All-America selection.

Personal: Born Armando Linwood Bacot on March 6, 2000, in Richmond, Va. • Son of Christie Lomax and Armando Bacot Sr. • Has a younger brother, King, two older sisters A'mari and Azhane, and a younger sister, Joi'L • Azhane plays basketball for Virginia State University • Earned admission in October 2020 to the Kenan-Flagler Business School.

BACOT'S STATS																
Year	GP-GS	Min.	Ave.	FGM-A	Pct.	3FGM-A	Pct.	FTM-A	Pct.	Off	Def	Reb	Ave.	A	TO	B
2019-20	32-32	780	24.4	114-243	.469	0-0	—	80-124	.645	87	176	263	8.2	39	55	36
2020-21	18-18	419	23.3	82-129	.636	0-1	.000	54-84	.643	52	82	134	7.4	13	27	14
Totals	50-50	1199	24.0	196-372	.527	0-1	.000	134-208	.644	139	258	397	7.9	52	82	50



#11 – DAY'RON SHARPE

6-10, 265, Freshman, Forward/Center, Greenville, N.C.



2020-21: Fourth on the team in scoring at 9.7 per game and leads in rebounds at 7.8 per game • Averaging a team-best 15.7 rebounds per 40 minutes • Second in the ACC in offensive rebounds (3.3 per game) and third in total rebounding in all games • Leads the league in offensive boards (3.5 per) • Fourth in the country in rebounding and offensive rebounding by a freshman • Leads the team with four defensive player of the game awards (Stanford, at NC State, at Georgia Tech, Notre Dame) • Leads the team in offensive rebounds (59), blocked shots (13) and is third in steals (17) • Grabs 41.8 percent of his rebounds on the offensive boards • Is seventh in the country

in offensive rebound percentage (.174) • Has five or more offensive rebounds five times • Scored in double figures eight times and has 10 or more boards four times • Four double-doubles • Six games with two steals.

Made all five FG attempts, scored 11 points with a game-high nine rebounds in the win at Duke • Grabbed four offensive rebounds that led to six points vs. the Blue Devils • The only Tar Heel to score in double figures at Clemson (16) • Seven rebounds, four assists, played solid defense against ACC leading scorer Justin Champagnie (helping limit to nine FGA) and was a team-high plus 11 in the win at Pittsburgh • Scored 12 first-half points and finished with a double-double (16/10) in the win over NC State • Made both ends of a 1-and-1 to give Carolina a 69-68 lead it would not relinquish in its win over Syracuse • Season-high 16 rebounds (seven offensive) at Miami – tying the second most ever in a game by a UNC freshman • Named the ACC Freshman of the Week for Dec. 28-Jan. 3 after recording his first ACC double-double with 25 points and 10 rebounds in the 66-65 win over Notre Dame • Scored 19 of his game-high 25 points in the second half (19 of UNC's 37 second-half points) • The 25 points are the most by a UNC freshman post player since Tyler Hansbrough scored 27 at Duke on 3/4/2006 • Set season highs for the Tar Heels in points (25), field goals (9) and offensive rebounds (7) • He was the first Tar Heel to score 20 in a game this season • With UNC trailing 57-53 he scored six straight points (steal and dunk, offensive rebound slam and two free throws), then gave UNC a 64-63 lead with 1:35 to play on a dunk.

Season-high and game-high 11 rebounds (six offensive) in the win over Kentucky • Scored 12 points and added six boards vs. NCCU • Had 13 points, six rebounds and two steals in just 14 minutes due to foul trouble at Iowa • Had eight points and five rebounds in 16 minutes vs. Texas • Led UNC with four assists and added seven rebounds, four blocks and two steals in the win over Stanford • Won his first defensive player of the game award in the win over Stanford • Became the first Tar Heel to ever have seven rebounds, four assists, four blocks and two steals in a game (Danny Green is only other Tar Heel to have four assists, four blocks and two steals in a game; he did that and had four rebounds vs. Valparaiso on 12/20/07) • Became the 11th Tar Heel to record a double-double in his first game when he had 13 points and 10 rebounds vs. Charleston • Joined sophomores Lennie Rosenbluth, Larry Miller, Rusty Clark and Bobby Jones, and freshmen James Worthy, Sam Perkins, Pete Chilcutt, Sean May, Ed Davis and Cole Anthony with double-doubles in their UNC debuts.

Prep: Selected to play in the 2020 McDonald's All-American Game, Jordan Brand Classic and Nike Hoop Summit • Played his senior season for Coach Kevin Boyle at Montverde Academy in Montverde, Fla. • Montverde went 26-0 and was ranked No. 1 in the nation by MaxPreps • Averaged 12.1 points and 7.3 rebounds as a senior at Montverde • Previously played three seasons at South Central High School in Winterville, N.C., for Coach Chris Cherry • Won a state championship and was the MVP of the North Carolina 4A state tournament in 2019 • He averaged 16.5 points and 10.7 rebounds as South Central posted a 30-1 record • Averaged 14.3 points, 9.3 rebounds and 2.6 blocks as a sophomore en route to a 27-1 record and

2020-21	FG	3FG	FT	REB	PF	PTS	A	TO	B	S	MP
Coll. of Charleston	4-8	0-0	5-6	5-5-10	3	13	2	0	1	2	22
vs. UNLV	0-0	0-0	1-4	1-5-6	1	3	1	4	1	0	16
vs. Stanford	2-3	0-0	0-0	1-6-7	2	4	4	3	4	2	19
vs. Texas	4-6	0-0	0-1	4-1-5	2	8	1	1	1	0	16
at Iowa	5-6	0-0	3-6	2-4-6	4	13	1	3	0	2	14
NC Central	4-8	0-0	4-4	1-5-6	1	12	2	0	2	1	22
vs. Kentucky	3-8	0-1	1-4	6-5-11	3	7	2	2	0	0	21
at NC State	3-6	0-1	0-0	4-3-7	3	6	1	3	1	1	14
at Georgia Tech	3-6	0-0	1-4	3-4-7	0	7	1	1	0	2	19
Notre Dame	9-19	0-0	7-9	8-2-10	2	25	1	2	0	1	29
at Miami	4-12	0-0	4-5	7-9-16	3	12	0	3	1	2	27
Syracuse	3-6	0-0	2-4	0-4-4	4	8	2	1	0	0	15
at Florida State	3-7	0-0	0-0	4-2-6	2	6	2	2	1	0	22
Wake Forest	1-6	0-0	2-2	1-5-6	2	4	0	1	0	2	22
NC State	8-13	0-0	0-1	3-7-10	1	16	0	2	0	0	24
at Pittsburgh	3-5	0-0	0-2	0-7-7	3	6	4	1	1	1	16
at Clemson	6-8	0-0	4-10	5-3-8	1	16	1	3	0	0	24
at Duke	5-5	0-0	1-4	4-5-9	1	11	0	3	0	1	17
Miami											
at Virginia											
Virginia Tech											
Louisville											
at Boston College											
Florida State											
at Syracuse											
Duke											

a berth in the 4A state semifinals • Took part in the training camps for the 2019 USA Basketball Men's Junior National Team.

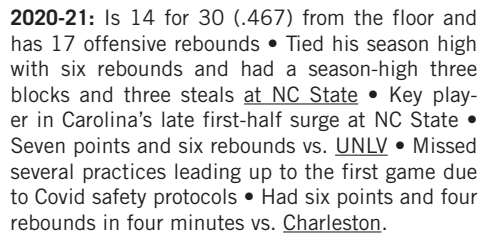
Personal: Born Day'Ron Y. Sharpe on Nov. 6, 2001, in Greenville, N.C. • Son of Derrick and Michelle Sharpe • Honors student • Plays the piano.

MOST REBOUNDS — GAME BY A UNC FRESHMAN

20	Antawn Jamison at Virginia, Jan. 17, 1996
16	Day'Ron Sharpe at Miami, Jan. 5, 2021
16	Armando Bacot vs. Virginia, Feb. 15, 2020
^16	Harrison Barnes vs. LIU, March 18, 2011 in Charlotte
*16	Rasheed Wallace vs. Florida State, March 11, 1994 in Charlotte
16	Rasheed Wallace vs. Marshall, Jan. 2, 1994
16	James Worthy vs. Detroit, Dec. 15, 1979

SHARPE'S STATS

Year	GP-GS	Min.	Ave.	FGM-A	Pct.	3FGM-A	Pct.	FTM-A	Pct.	Off	Def	Reb	Ave.	A	TO	B	S	Pts	Ave.
2020-21	18-3	360	20.0	70-132	.530	0-2	.000	35-66	.530	59	82	141	7.8	25	35	13	17	175	9.7



All-American Game and Nike Hoop Summit • As a senior, led Woodward Academy (College Park, Ga.) to the first boys basketball state title in the school's 120-year history • Played at Woodward for Coach Anthony Thomas • Career totals include 2,003 points, 1,185 rebounds and 524 blocks • Averaged 17.8 points, 9.3 rebounds, 5.2 blocked shots, 1.3 steals and 1.2 assists as a senior • In a February 2020 game against Sandy Creek, which featured the state's top-ranked junior, he scored 33 points on 14 of 25 shooting with 13 rebounds and three blocks • As a junior, averaged 21.0 points, 11.9 rebounds and 6.4 blocks • Participated in a 2019 minicamp for the USA Basketball Men's Junior National Team.

Personal: Born Walker Ross Kessler on July 26, 2001, in Atlanta • Is the son of Dr. Chad and Andrea Kessler • Member of the National Honor Society • His father played basketball at Georgia from 1983-87, scored 675 career points, won Academic All-America honors and was a fifth-round NBA Draft pick by the L.A. Clippers in 1987 • Walker's brother, Houston, played at Georgia from 2013-17 • His uncle, the late Alec Kessler, earned All-SEC honors at Georgia, where he led the Bulldogs to the 1990 SEC championship • Alec is Georgia's second-leading career scorer and was selected by Houston with the ninth pick in the 1990 NBA Draft • Plays the guitar.

[illegible]

KESSLER'S STATS																			
Year	GP-GS	Min.	Ave.	FGM-A	Pct.	3FGM-A	Pct.	FTM-A	Pct.	Off	Def	Reb	Ave.	A	TO	B	S	Pts	Ave.
2020-21	18-0	112	6.2	14-30	.467	0-2	.000	8-20	.400	17	19	36	2.0	1	9	7	7	36	2.0



#14 – DONOVAN “PUFF” JOHNSON

6-8, 190, Freshman, Guard, Moon Township, Pa.



2020-21: Was not in uniform for the last four games after spraining a toe on his right foot in practice on 1/22 • Had a block, steal and offensive rebound basket in the one-point win over Notre Dame • Big bucket gave UNC a five-point lead in the second half in the win over Kentucky • Made his first collegiate three-point attempt in the win over Charleston • Missed several practices leading up to the first game due to Covid safety protocols.

Named one of the best freshman shooters in the ACC by Lindy's.

Prep: A native of Moon Township, Pa., where he played for Coach Adam Kaufman at Moon Area High School • Graduated in 2020 from Hillcrest Prep in Phoenix, where he was coached by former NBA guard Mike Bibby • Totaled 1,960 points in his prep career • Teams went 103-19 • Averaged 14.4 points, 8.2 rebounds and 2.6 assists and shot 44.6 percent from three-point range (29 of 65) in 14 games at Hillcrest • Earned MVP honors in Hillcrest's bracket at the John Wall Invitational in Raleigh • Finalist at State Farm's national three-point contest • Played his first three prep seasons at Moon Area High School in Pennsylvania • As a junior at Moon Area, he averaged 22.1 points, 9.4 rebounds, 1.6 steals and 1.2 blocks per game while hitting 46 percent of his three-point attempts • Scored 17 points in the 2019 PIAA Class 5A championship game win over Archbishop Wood • PIAA Class 5A, Pittsburgh Tribune, Beaver County Times and Sectional Player of the Year in 2019 • First-team all-state as a junior, second-team as a sophomore • Three-time all-section honoree • Made 11 consecutive three-point attempts as a freshman starter.

Personal: Born Donovan Christopher Johnson on Oct. 11, 2000, in Pittsburgh, Pa. • Son of Gilbert and Amy Johnson • The younger brother of former Tar Heel Cameron Johnson, who earned 2019 first-team All-ACC honors and plays for the Phoenix Suns • Chose No. 14 because it's one number higher than what Cameron wore at Carolina • Also played baseball and football (wide receiver and running back as a youth) • Enjoys improving his tennis and ping-pong skills while playing against Cameron • Has sung in a concert choir • His mother gave each of her children nicknames and his was Puff because he liked the cereal Cocoa Puffs.

2020-21	FG	3FG	FT	REB	PF	PTS	A	TO	B	S	MP
Coll. of Charleston	1-1	1-1	0-0	0-0-0	0	3	0	0	0	0	3
vs. UNLV	0-1	0-1	0-0	0-1-1	2	0	0	1	0	0	3
vs. Stanford	1-1	0-0	0-0	0-0-0	0	2	0	0	0	0	2
vs. Texas	0-1	0-1	0-0	0-1-1	0	0	0	0	0	0	5
at Iowa	1-1	0-0	0-0	0-0-0	0	2	0	0	0	0	4
NC Central	0-1	0-1	0-0	0-0-0	0	0	0	0	0	0	6
vs. Kentucky	1-1	0-0	0-0	0-1-1	1	2	0	0	0	0	5
at NC State	1-2	0-1	0-0	0-1-1	0	2	0	0	0	0	5
at Georgia Tech	0-0	0-0	2-2	0-0-0	1	2	1	0	0	0	5
Notre Dame	1-2	0-1	0-0	1-1-2	0	2	0	0	1	1	9
at Miami	0-1	0-1	0-0	0-1-1	0	0	0	0	0	0	4
Syracuse	0-1	0-1	0-0	0-0-0	0	0	0	0	0	0	4
at Florida State	0-1	0-1	0-0	0-0-0	1	0	0	1	0	0	2
Wake Forest	0-0	0-0	0-0	0-0-0	0	0	0	0	0	0	1
NC State	DNP – right foot										
at Pittsburgh	DNP – right foot										
at Clemson	DNP – right foot										
at Duke	DNP – right foot										
Miami											
at Virginia											
Virginia Tech											
Louisville											
at Boston College											
Florida State											
at Syracuse											
Duke											

JOHNSON'S STATS																	
Year	GP-GS	Min.	Ave.	FGM-A	Pct.	3FGM-A	Pct.	FTM-A	Pct.	Off	Def	Reb	Ave.	A	TO	B	S
2020-21	14-0	59	4.2	6-14	.429	1-9	.111	2-2	1.000	1	6	7	0.5	1	2	1	1
														Pts	Ave.		
														15	1.1		



#15 – GARRISON BROOKS

6-10, 240, Senior, Forward, LaFayette, Ala. (Luh-FET)



Career: The 78th player to score 1,000 points as a Tar Heel • Has scored 1,181 points (62nd in UNC history) and grabbed 732 rebounds (27th) • Made 52.9 percent of his shots from the floor • Scored in double figures 54 times and has 17 games with 10 or more rebounds • Scored 20 or more points 13 times with a career-high 35 against Georgia Tech on 1/4/20 and 30 vs. NC State on 2/25/20 • Career-high 14 rebounds at Syracuse on 2/29/20 • Has 13 double-doubles • Won Carolina's defensive player of the game award 37 times, the second-highest total by any Tar Heel since 2007 (Marcus Paige had 39 from 2012-16).

2020-21: Third on the team in scoring (10.6 ppg) and rebounding (7.1 rpg) • Won defensive player of the game honors four times (Iowa, Kentucky, Syracuse, Duke), which is tied for the team lead • Scored in double figures 11 times and has 10 or more rebounds twice • Season highs include 18 points vs. Texas, 11 rebounds vs. Charleston and Georgia Tech and four assists vs. Notre Dame and Duke.

Scored 10 of his 12 points at Duke in the first half as UNC built a double-digit lead • Won UNC's defensive player of the game award as he helped limit Matthew Hurt, the second-leading scorer in the ACC, to seven points on six shots • Scored 10 of his 16 points in the first half at Pittsburgh as UNC built an early advantage • Season-best 8 for 11 from the floor vs. the Panthers • Helped limit ACC leading scorer Justin Champagnie to just nine field goal attempts • First double-double of the season with 16 points/10 rebounds in the win over Syracuse • Scored 14 first-half points vs. the Orange, his highest scoring half in the first 12 games this season • Went 6 for 6 from the free throw line and added two assists, two blocks and a career-high tying three steals • Matched his career best with three blocks, hit two key free throws with 46 seconds to play (to break a 63-all tie) and forced a turnover on the next play in UNC's win at Miami • Led UNC with a season-high four assists (three in the second half) vs. Notre Dame • Matched his season high with 11 rebounds at Georgia Tech • Carolina's defensive player of the game in the win over Kentucky, leading a defensive effort that held the Cats to 33 percent shooting from the floor and 25 points in the second half • Led UNC at Iowa with 17 points on a season-best 7 of 11 from the floor and won his first defensive player of the game award this season • Earned All-Tournament team honors at the Maui Invitational (averaged 14.0 points and 7.3 rebounds in three games in Asheville) • Led UNC with a season-high 18 points vs. Texas (turnaround baseline jumper with 2:35 to play gave UNC its first lead of the second half, but was Carolina's final field goal of the game) • Scored his 1,000th point in the win over UNLV • Game-high 11 rebounds vs. Charleston (15th career game with 10 or more rebounds).

2019-20: Carolina's Most Valuable Player, Defensive Player of the Year, Most Improved Player and co-captain • Averaged 16.8 points and a team-high 8.5 rebounds • Earned second-team All-ACC honors and was voted the ACC's Most Improved Player • Led the ACC in scoring in conference play at 18.8 points per game and was second in rebounding (9.0) and field goal percentage (.535) • In all games, was fourth in the ACC in scoring, fifth in rebounding and second in field goal percentage • First Tar Heel to lead the ACC in scoring in league play since Tyler Hansbrough in 2008 (fifth to do so since 1988) • Scored 25 or more points in the last four regular-season games, the first Tar Heel to do that since Antawn Jamison in 1998 • Scored in double figures 26 times with 30 or more twice, 25 or more seven times and 20 or more 13 times • Scored 20 or more once in the first 13 games, 11 times in his last 19 games and in seven of the last eight games • Seven-game streak with 20 or more was the longest by a Tar Heel since Tyler Hansbrough (nine) in 2008-09 • Defensive player of the game 13 times (no

2020-21	FG	3FG	FT	REB	PF	PTS	A	TO	B	S	MP
Coll. of Charleston•	3-10	0-0	1-2	2-9-11	2	7	1	4	2	0	28
vs. UNLV•	5-13	0-0	4-8	3-4-7	1	14	1	1	0	3	23
vs. Stanford•	4-8	0-0	2-5	5-4-9	4	10	1	0	0	0	29
vs. Texas•	7-12	0-0	4-7	3-4-7	3	18	0	1	2	0	30
at Iowa•	7-11	0-0	3-3	4-4-8	4	17	2	2	0	0	33
NC Central•	1-3	0-0	3-4	3-1-4	2	5	1	1	0	0	23
vs. Kentucky•	5-7	0-1	1-3	2-4-6	4	11	1	3	1	1	26
at NC State•	5-14	0-0	0-1	2-5-7	4	10	1	3	2	0	29
at Georgia Tech	4-7	1-1	0-0	3-8-11	3	9	1	1	1	0	29
Notre Dame	2-7	1-1	0-0	3-5-8	2	5	4	0	0	1	29
at Miami	1-7	0-0	4-6	3-4-7	4	6	1	2	3	2	26
Syracuse•	5-12	0-0	6-6	2-8-10	2	16	2	3	2	3	33
at Florida State•	3-5	0-0	6-7	0-1-1	3	12	3	2	0	2	33
Wake Forest•	3-11	0-1	4-6	2-5-7	3	10	1	1	0	1	33
NC State•	2-5	0-0	0-0	0-4-4	5	4	1	2	2	0	21
at Pittsburgh•	8-11	0-0	0-0	2-4-6	4	16	2	3	1	0	32
at Clemson•	4-10	0-1	0-1	1-8-9	3	8	1	1	0	1	34
at Duke•	5-9	0-0	2-4	1-5-6	1	12	4	2	1	2	35
Miami											
at Virginia											
Virginia Tech											
Louisville											
at Boston College											
Florida State											
at Syracuse											
Duke											

other Tar Heel had more than three) • Had 12 double-doubles, including six in a row, the longest streak by a Tar Heel since 2011 • Went 49 for 61 (.803) from the free throw line in the last six games • Played a career-high 34.9 minutes per game (36.0 in league play).

Prep: Played for coaches Frank Tolbert and Chris Brandt at Auburn High School • Earned first-team all-state honors once and second-team honors twice • Opelika-Auburn News Player of the Year • Played in the Alabama-Mississippi All-Star game • Averaged 14.3 points, 9.1 rebounds and 2.3 blocks as a senior and broke the school record for career blocks with 334 • Scored 1,457 points and grabbed 1,116 rebounds in his four years, becoming the second player in Auburn High history with 1,000 or more in both categories • Earned first-team all-state, all-region and all-area honors and was runner-up for Class 7A state player-of-the-year honors • Led Auburn to the 2017 7A state championship finals.

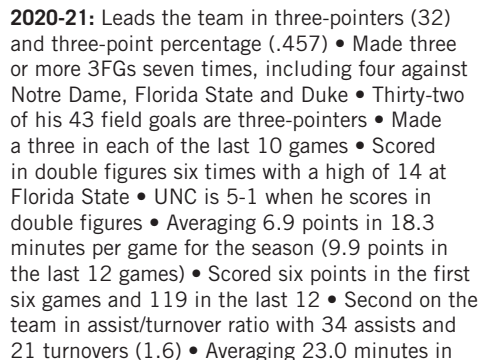
Personal: Born Garrison O'Neal Brooks on June 29, 1999, in Meridian, Miss. • Son of Chris and Tammara Colquitt • Majoring in communication studies • Interned at an Alabama radio station in 2019.

UNC'S DEFENSIVE PLAYER OF THE GAME LEADERS SINCE 2007

Marcus Paige, 2012-16	39
Garrison Brooks, 2017-present	37
Marcus Ginyard, 2005-10	32
Tyler Zeller, 2008-12	30
Nate Britt, 2013-17	29

BROOKS' CAREER STATS

Year	GP-GS	Min.	Ave.	FGM-A	Pct.	3FGM-A	Pct.	FTM-A	Pct.	Off	Def	Reb	Ave.	A	TO	B	S	Pts	Ave.
2017-18	37-16	540	14.6	65-123	.528	0-0	—	37-63	.587	61	67	128	3.5	20	33	11	11	167	4.5
2018-19	36-36	825	22.9	116-202	.574	0-0	—	53-83	.639	82	121	203	5.6	44	30	18	20	285	7.9
2019-20	32-31	1118	34.9	207-387	.535	2-7	.286	123-192	.641	103	170	273	8.5	63	66	17	17	539	16.8
2020-21	18-15	527	29.3	74-162	.457	2-5	.400	40-63	.635	41	87	128	7.1	28	32	17	16	190	10.6
Totals	123-98	3010	24.5	462-874	.529	4-12	.333	253-401	.631	287	445	732	6.0	155	161	63	64	1181	9.6



Made all four of his three-point attempts and scored 12 points at Duke • Hit two threes, both in the final 5:41, and had four assists in the win over NC State • Second 3FG came with 4:09 to play after State cut UNC's 14-point lead to six • Season highs in field goals (five) and points (14) and tied his season high with four three-pointers at Florida State • Played a season-high 29 minutes and took a season-high 13 shots (10 3FGA) in Tallahassee • Three of his four field goals vs. Syracuse were two-pointers (came into the game with two two-pointers in the first 11 games) • Tied his season highs with 13 points and four assists at Miami • His first blocked shot of the season led to a transition three-pointer by Leaky Black that gave UNC the lead with 1:42 to play • Made four three-pointers vs. Notre Dame, most by a Tar Heel this season • Three with 2:22 to play gave Carolina a 62-61 lead • Made his first start at Georgia Tech, hitting three second-half three-pointers and adding a season-high four assists • The three 3FGs came in a span of 2:49, breaking a tie game and giving Carolina a 64-59 lead • Season-high 13 points, 10 in the second half, in the win over Kentucky (had scored six points in the first six games) • Was 3 for 3 from three-point range and 4 for 4 from the line vs. Kentucky • Hit back-to-back threes that tied the game at 49, then gave UNC the lead for good with a pair of free throws coming out of a TV break • Was plus 14 against the Wildcats • Had three assists and two steals and was the only Tar Heel with a positive plus-minus at Iowa • Made Carolina's only three-pointer vs. Texas • First collegiate three came in the win over UNLV • Two assists in his debut vs. Charleston.

Prep: Averaged 26 points and 11 rebounds as a senior at Hopkins High School in Minnetonka, Minn., a suburb of Minneapolis. • Played for Coach Ken Novak • Named to the Star Tribune's All-Metro first team as a senior after leading the Royals to a 24-5 record and the 4-A section title • Hopkins was the state champion in 2019.

Personal: Born Kerwin Kamal Walton on Oct. 20, 2001, in Robbinsdale, Minn. • Son of Kerwin Walton and Dolores Perry • Chose No. 24 to honor Kobe Bryant • Excels at badminton and drawing.

[illegible]

WALTON'S STATS																			
Year	GP-GS	Min.	Ave.	FGM-A	Pct.	3FGM-A	Pct.	FTM-A	Pct.	Off	Def	Reb	Ave.	A	TO	B	S	Pts	Ave.
2020-21	18-10	330	18.3	43-90	.478	32-70	.457	7-8	.875	5	21	26	1.4	34	21	2	7	125	6.9



2020-21 GAME-BY-GAME STATS

#22 WALKER MILLER

2020-21	FG	3FG	FT	REB	PF	PTS	A	TO	B	S	MP
Coll. of Charleston	1-2	0-0	0-0	0-0-0	1	2	0	0	0	0	2
vs. UNLV	0-1	0-0	2-2	1-0-1	2	2	0	0	0	0	5
vs. Stanford				DNP							
vs. Texas				DNP							
at Iowa				DNP							
NC Central				DNP							
vs. Kentucky				DNP							
at NC State				DNP							
at Georgia Tech				DNP							
Notre Dame				DNP							
at Miami				DNP							
Syracuse				DNP							
at Florida State				DNP							
Wake Forest				DNP							
NC State				DNP							
at Pittsburgh				DNP							
at Clemson				DNP							
at Duke				DNP							
Miami											

#25 CREIGHTON LEBO

2020-21	FG	3FG	FT	REB	PF	PTS	A	TO	B	S	MP
Coll. of Charleston	0-0	0-0	0-0	0-1-1	0	0	0	0	0	0	1
vs. UNLV	0-1	0-1	0-0	0-0-0	0	0	0	0	0	0	2
vs. Stanford				DNP							
vs. Texas				DNP							
at Iowa				DNP							
NC Central				DNP							
vs. Kentucky	0-0	0-0	0-0	0-0-0	0	0	0	0	0	0	0+
at NC State				DNP							
at Georgia Tech				DNP							
Notre Dame				DNP							
at Miami				DNP							
Syracuse				DNP							
at Florida State				DNP							
Wake Forest				DNP							
NC State				DNP							
at Pittsburgh				DNP							
at Clemson				DNP							
at Duke				DNP							
Miami											

#30 K.J. SMITH

2020-21	FG	3FG	FT	REB	PF	PTS	A	TO	B	S	MP
Coll. of Charleston	0-0	0-0	0-0	0-0-0	0	0	0	0	0	0	1
vs. UNLV	0-1	0-0	1-2	0-1-1	0	1	0	0	0	0	3
vs. Stanford				DNP							
vs. Texas	0-0	0-0	0-0	0-1-1	0	0	0	0	0	0	3
at Iowa				DNP							
NC Central				DNP							
vs. Kentucky	0-0	0-0	0-0	0-0-0	0	0	0	0	0	0	0+
at NC State				DNP							
at Georgia Tech				DNP							
Notre Dame				DNP							
at Miami				DNP							
Syracuse				DNP							
at Florida State				DNP							
Wake Forest				DNP							
NC State				DNP							
at Pittsburgh				DNP							
at Clemson				DNP							
at Duke				DNP							
Miami											

#34 DUWE FARRIS

2020-21	FG	3FG	FT	REB	PF	PTS	A	TO	B	S	MP
Coll. of Charleston	0-0	0-0	0-0	0-0-0	0	0	0	0	0	0	1
vs. UNLV	0-0	0-0	0-0	0-1-1	0	0	0	0	0	0	2
vs. Stanford				DNP							
vs. Texas				DNP							
at Iowa				DNP							
NC Central				DNP							
vs. Kentucky				DNP							
at NC State				DNP							
at Georgia Tech				DNP							
Notre Dame				DNP							
at Miami				DNP							
Syracuse				DNP							

at Florida State	DNP
Wake Forest	DNP
NC State	DNP
at Pittsburgh	DNP
at Clemson	DNP
at Duke	DNP
Miami	

#35 RYAN McADOO

2020-21	FG	3FG	FT	REB	PF	PTS	A	TO	B	S	MP
Coll. of Charleston	0-1	0-1	0-0	0-0-0	0	0	0	0	0	0	1
vs. UNLV	0-1	0-0	0-0	0-0-0	0	0	0	1	0	0	4
vs. Stanford				DNP							
vs. Texas				DNP							
at Iowa				DNP							
NC Central				DNP							
vs. Kentucky	0-0	0-0	0-0	0-0-0	0	0	0	0	0	0	0+
at NC State				DNP							
at Georgia Tech				DNP							
Notre Dame				DNP							
at Miami				DNP							
Syracuse				DNP							
at Florida State				DNP – ankle							
Wake Forest				DNP							
NC State				DNP							
at Pittsburgh				DNP							
at Clemson				DNP							
at Duke				DNP							
Miami											

CAREER HIGHS



#0 – ANTHONY HARRIS

Points: 14 vs. UCLA (12/21/19)
Field Goals: 5 vs. UCLA (12/21/19)
Three-Pointers: 2 vs. UCLA (12/21/19)
Free Throws: 3 at Gonzaga (12/18/19)
Offensive Rebounds: 2 at Duke (2/6/21)
Rebounds: 3 vs. Wofford (12/15/19)
Assists: 3 at Florida State (1/16/21)
Turnovers: 2 vs. Yale (12/30/19)
Steals: 2 vs. Wofford (12/15/19), at Duke (2/6/21)

#1 – LEAKY BLACK

Points: 16 at Miami (1/5/21)
Field Goals: 6 at Miami (1/5/21)
Three-Pointers: 4 at Miami (1/5/21)
Free Throws: 4 several times
Offensive Rebounds: 5 at Notre Dame (2/17/20)
Rebounds: 10 at Notre Dame (2/17/20), vs. UNLV (11/30/20), vs. Texas (12/2/20)
Assists: 9 vs. Duke (2/8/20)
Turnovers: 4 several times
Blocks: 3 vs. Syracuse (1/12/21)
Steals: 4 at Pittsburgh (1/18/20)

#2 – CALEB LOVE

Points: 25 at Duke (2/6/21)
Field Goals: 9 at Duke (2/6/21)
Three-Pointers: 4 at Duke (2/6/21)
Free Throws: 8 vs. Charleston (11/25/20)
Offensive Rebounds: 2 at Iowa (12/8/20)
Rebounds: 7 at Clemson (2/2/21)
Assists: 7 at Duke (2/6/21)
Turnovers: 6 vs. NC Central (12/12/20)
Blocks: 3 vs. UNLV (11/30/20)
Steals: 3 vs. NC Central (12/12/20)

#3 – ANDREW PLATEK

Points: 12 vs. Portland (11/23/17)
Field Goals: 4 vs. Portland (11/23/17), Clemson (1/11/20), at NC State (1/27/20), vs. UNLV (11/30/20), vs. NC Central (12/12/20)
Three-Pointers: 3 vs. Western Carolina (12/6/17)
Free Throws: 3 vs. Duke (2/8/20)
Offensive Rebounds: 3 vs. Syracuse (1/12/21)
Rebounds: 8 vs. Clemson (1/11/20)
Assists: 6 vs. Clemson (1/11/20)
Turnovers: 3 at Georgia Tech (12/30/20)
Blocks: 2 vs. Tennessee Tech (11/16/18), vs. Charleston (11/25/20)
Steals: 2 several times

#4 – RJ DAVIS

Points: 16 vs. UNLV (11/30/20), at Florida State (1/16/21)
Field Goals: 6 at Florida State (1/16/21)
Three-Pointers: 3 vs. UNLV (11/30/20)
Free Throws: 5 vs. Texas (12/2/20), vs. Wake Forest (1/20/21)
Offensive Rebounds: 2 vs. Charleston (11/25/20), vs. UNLV (11/30/20)
Rebounds: 6 vs. UNLV (11/30/20)
Assists: 8 at Iowa (12/8/20)
Turnovers: 3 several times
Blocks: 1 vs. Wake Forest (1/20/21)
Steals: 2 vs. Syracuse (1/12/21), vs. Wake Forest (1/20/21)

#5 – ARMANDO BACOT

Points: 23 vs. Oregon (11/29/19)
Field Goals: 9 vs. Elon (11/20/19)
Free Throws: 9 vs. Oregon (11/29/19)
Offensive Rebounds: 8 vs. Wofford (12/15/19)
Rebounds: 16 vs. Virginia (2/15/20)
Assists: 7 vs. Miami (1/25/20)
Turnovers: 5 vs. Virginia (2/15/20)
Blocks: 6 vs. Oregon (11/29/19)
Steals: 2 at Pittsburgh (1/18/20)

#11 – DAY'RON SHARPE

Points: 25 vs. Notre Dame (1/2/21)
Field Goals: 9 vs. Notre Dame (1/2/21)
Free Throws: 7 vs. Notre Dame (1/2/21)
Offensive Rebounds: 8 vs. Notre Dame (1/2/21)
Rebounds: 16 at Miami (1/5/21)
Assists: 4 vs. Stanford (12/1/20), at Pittsburgh (1/26/21)
Turnovers: 4 vs. UNLV (11/30/20)
Blocks: 4 vs. Stanford (12/1/20)
Steals: 2 several times

#13 – WALKER KESSLER

Points: 7 vs. UNLV (11/30/20)
Field Goals: 3 vs. Charleston (11/25/20), UNLV (11/30/20)
Free Throws: 3 vs. NC Central (12/12/20)
Offensive Rebounds: 4 vs. UNLV (11/30/20)
Rebounds: 6 vs. UNLV (11/30/20), at NC State (12/22/20)
Assists:
Turnovers: 3 vs. NC Central (12/12/20)
Blocks: 3 at NC State (12/22/20)
Steals: 3 at NC State (12/22/20)

#14 – PUFF JOHNSON

Points: 3 vs. Charleston (11/25/20)
Field Goals: 1 several times
Three-Pointers: 1 vs. Charleston (11/25/20)
Free Throws: 2 at Georgia Tech (12/30/20)
Offensive Rebounds: 1 vs. UNLV (11/30/20), Notre Dame (1/2/21)
Rebounds: 2 vs. Notre Dame (1/2/21)
Assists: 1 at Georgia Tech (12/30/20)
Turnovers: 1 vs. UNLV (11/30/20)
Blocks:
Steals: 1 vs. Notre Dame (1/2/21)

#15 – GARRISON BROOKS

Points: 35 vs. Georgia Tech (1/4/20)
Field Goals: 11 at Virginia Tech (1/22/20), at NC State (1/27/20), at Notre Dame (2/17/20)
Three-Pointers: 1 several times
Free Throws: 17 vs. Georgia Tech (1/4/20)
Offensive Rebounds: 9 at Duke (3/7/20)
Rebounds: 14 at Syracuse (2/29/20)
Assists: 6 vs. NC State (2/5/19), at Virginia Tech (1/22/20)
Turnovers: 5 vs. Alabama (11/27/19), Duke (2/8/20), at Syracuse (2/29/20)
Blocks: 3 vs. Notre Dame (11/6/19), Oregon (11/29/19), at Miami (1/5/21)
Steals: 3 vs. Pitt (2/3/18), at Elon (11/9/18), vs. UNLV (11/30/20), vs. Syracuse (1/12/21)

#21 – STERLING MANLEY

Points: 16 vs. Bucknell (11/15/17)
Field Goals: 6 vs. Bucknell (11/15/17), Tennessee Tech (11/16/18)
Free Throws: 4 several times
Offensive Rebounds: 7 vs. Bucknell (11/15/17)
Rebounds: 13 vs. Bucknell (11/15/17)
Assists: 2 at Syracuse (2/21/18), vs. Texas (11/22/18)
Turnovers: 4 vs. Texas (11/22/18)
Blocks: 3 vs. Wake Forest (12/30/17)
Steals: 2 vs. Tennessee Tech (11/16/18)

#22 – WALKER MILLER

Points: 4 vs. Virginia Tech (1/21/19), at Gonzaga (12/18/19)
Field Goals: 2 vs. Virginia Tech (1/21/19)
Free Throws: 2 at Gonzaga (12/18/19), vs. UNLV (11/30/20)
Rebounds: 4 at Wake Forest (2/11/20)
Assists: 1 several times

#24 – KERWIN WALTON

Points: 14 at Florida State (1/16/21)
Field Goals: 5 at Florida State (1/16/21)
Three-Pointers: 4 vs. Notre Dame (1/2/21), at Florida State (1/16/21), at Duke (2/6/21)
Free Throws: 4 vs. Kentucky (12/19/20)
Offensive Rebounds: 2 vs. Syracuse (1/12/21)
Rebounds: 4 vs. Wake Forest (1/20/21)
Assists: 4 at Georgia Tech (12/30/20), at Miami (1/5/21), vs. NC State (1/23/21)
Turnovers: 3 at Miami (1/5/21)
Blocks: 1 at Miami (1/5/21), vs. Syracuse (1/12/21)
Steals: 2 at Iowa (12/8/20)

#25 – CREIGHTON LEBOWITZ

Points:
Rebounds: 1 vs. Charleston (11/25/20)
Assists:

#30 – K.J. SMITH

(set while playing at Pacific in 2016-17 unless noted)

Points: 17 at Cal State Fullerton (12/3/16)
Field Goals: 5 at Cal State Fullerton (12/3/16), vs. Pacific Union (12/23/16)
Three-Pointers: 2 vs. Pacific Union (12/23/16)
Free Throws: 6 at Cal State Fullerton (12/3/16)
Rebounds: UNC– 4 at NC State (1/27/20)
Assists: 4 at Cal State Fullerton (12/3/16); UNC– 4 vs. Wofford (12/15/19)
Turnovers: 2 at Cal State Fullerton (12/3/16), vs. Pacific Union (12/23/16); UNC– 2 vs. Wofford (12/15/19), at Gonzaga (12/18/19)
Blocks: 2 at Loyola Marymount (1/26/17)
Steals: 3 vs. Pacific Union (12/23/16)

#34 – DUWE FARRIS

Points:
Rebounds: 1 vs. UNLV (11/30/20)
Assists:

#35 – RYAN McADOO

Points: FGCU– 2 vs. North Florida and at Stetson
Rebounds: 1 several times
Assists: UNC– 1 vs. Miami (1/25/20)

2020-21 TEAM GAME-BY-GAME STATS



	PTS	FG	FG%	1st	2nd	3FG	3FG%	FT	FT%	O-D-REB	PF	A	TO	B	ST
Carolina, W	79	28-71	.394	.484	.325	4-18	.222	19-24	.792	17-32-49	16	12	9	9	10
College of Charleston	60	24-60	.400	.419	.379	8-23	.348	4-10	.400	8-26-34	20	13	15	3	5
Carolina, W	78	25-60	.417	.406	.429	7-20	.350	21-32	.656	19-35-54	15	11	16	5	7
vs. UNLV	51	18-62	.290	.462	.167	8-37	.216	7-15	.467	14-21-35	25	7	17	3	10
Carolina, W	67	24-52	.462	.433	.500	4-12	.333	15-24	.625	15-28-43	22	11	24	5	6
vs. Stanford	63	20-51	.392	.476	.333	5-20	.250	18-24	.750	6-17-23	19	9	13	7	14
Carolina, L	67	24-58	.414	.393	.433	1-9	.111	18-32	.563	20-30-50	14	6	14	4	2
vs. Texas	69	25-60	.417	.414	.419	9-22	.409	10-14	.714	8-24-32	25	10	11	4	10
Carolina, L	80	31-65	.477	.406	.545	6-15	.400	12-20	.600	15-32-47	18	22	18	2	7
at Iowa	93	34-76	.447	.429	.463	17-40	.425	8-14	.571	14-24-38	17	22	11	5	8
Carolina, W	73	23-50	.460	.391	.519	2-15	.133	25-31	.806	11-26-37	15	13	18	6	7
NC Central	67	26-58	.448	.429	.467	8-19	.421	7-8	.875	6-19-25	23	14	15	1	10
Carolina, W	75	26-61	.426	.500	.355	5-20	.250	18-29	.621	15-23-38	25	14	11	3	2
vs. Kentucky	63	21-53	.396	.438	.333	3-13	.231	18-30	.600	14-28-42	30	8	16	4	5
Carolina, L	76	31-70	.443	.515	.378	2-12	.167	12-17	.706	18-27-45	19	15	18	7	8
at NC State	79	30-64	.469	.528	.393	8-17	.471	11-20	.550	12-22-34	19	10	14	6	8
Carolina, L	67	25-56	.446	.481	.414	8-20	.400	9-14	.643	10-27-37	19	17	18	2	7
at Georgia Tech	72	27-51	.529	.440	.615	10-22	.455	8-16	.500	2-23-25	17	18	13	2	11
Carolina, W	66	24-69	.348	.313	.378	8-23	.348	10-14	.714	22-27-49	10	15	9	2	4
Notre Dame	65	26-55	.473	.393	.556	11-30	.367	2-6	.333	3-23-26	11	17	10	3	6
Carolina, W	67	21-61	.344	.310	.375	9-20	.450	16-22	.727	14-31-45	23	13	20	6	9
at Miami	65	22-63	.349	.357	.343	3-16	.188	18-22	.818	12-27-39	17	9	14	7	14
Carolina, W	81	29-73	.397	.469	.341	5-24	.208	18-23	.783	24-24-48	17	18	11	6	7
Syracuse	75	28-60	.467	.471	.462	10-29	.345	9-12	.750	10-21-31	16	13	14	9	7
Carolina, L	75	27-62	.435	.452	.419	10-24	.417	11-14	.786	13-16-29	20	19	14	1	9
at Florida State	82	24-50	.480	.542	.423	8-16	.500	26-27	.963	9-21-30	16	12	17	6	10
Carolina, W	80	29-62	.468	.387	.548	3-9	.333	19-27	.704	10-28-38	19	18	12	3	12
Wake Forest	73	23-59	.390	.393	.387	13-34	.382	14-17	.824	10-26-36	16	14	20	2	5
Carolina, W	86	37-68	.544	.568	.516	4-11	.364	8-18	.444	14-30-44	15	18	13	4	6
NC State	76	31-66	.470	.467	.472	6-18	.333	8-13	.615	7-23-30	17	9	11	9	10
Carolina, W	75	32-61	.525	.455	.607	4-17	.235	7-14	.500	14-23-37	15	22	13	6	6
at Pittsburgh	65	23-55	.418	.333	.500	6-15	.400	13-17	.765	11-18-29	13	17	11	5	3
Carolina, L	50	17-44	.386	.444	.346	5-19	.263	11-21	.524	7-31-38	16	8	17	0	2
at Clemson	63	23-57	.404	.414	.393	8-23	.348	9-12	.750	4-24-28	17	12	7	2	6
Carolina, W	91	34-64	.531	.516	.545	10-15	.667	13-22	.591	14-24-38	13	20	16	3	10
at Duke	87	36-67	.537	.469	.600	4-7	.571	4-7	.571	10-21-31	18	23	15	7	10

2020-21 HIGHS AND LOWS



CAROLINA	High	Low
Field Goals	37 vs. NC State (H)	17 at Clemson
Field Goal Attempts	73 vs. Syracuse (H)	44 at Clemson
FG Percentage	.544 vs. NC State (H) (37x68)	.344 at Miami (21x61)
FG Percentage in a Half	.607, 2nd half at Pittsburgh (17x28)	.310, 1st half at Miami (9x29)
3-Point Field Goals	10 at Florida State, at Duke	1 vs. Texas
3-Point Attempts	24 vs. Syracuse (H), at Florida State	9 vs. Texas, vs. Wake Forest
3-Point Percentage (min. 10 att.)	.667 at Duke (10x15)	.133 vs. NC Central (2x15)
Free Throws Made	25 vs. NC Central	7 at Pittsburgh
Free Throw Attempts	32 vs. UNLV, Texas	14 four times
FT Pct. (min. 10 att.)	.806 vs. NC Central (25x31)	.444 vs. NC State (H) (8x18)
Offensive Rebounds	24 vs. Syracuse (H)	7 at Clemson
Defensive Rebounds	35 vs. UNLV	16 at Florida State
Total Rebounds	54 vs. UNLV	29 at Florida State
Rebound Margin	23 vs. Notre Dame (49-26)	-4 vs. Kentucky (38-42)
Assists	22 at Iowa, at Pittsburgh	6 vs. Texas
Turnovers	24 vs. Stanford	9 vs. College of Charleston, Notre Dame
Blocked Shots	9 vs. College of Charleston	0 at Clemson
Steals	12 vs. Wake Forest	2 vs. Texas, Kentucky
Points	91 at Duke	50 at Clemson
Points in a Half	50, 2nd half at Duke	21, 1st half at Clemson
Scoring Margin	+27 vs. UNLV (78-51)	-13 at Iowa (80-93) -13 at Clemson (50-63)
OPPONENTS	High	Low
Field Goals	36 at Duke	18 by UNLV
Field Goal Attempts	76 at Iowa	50 at Florida State
FG Percentage	.537 at Duke (36x67)	.290 by UNLV (18x62)
FG Percentage in a Half	.615, 2nd half at Georgia Tech (16x26)	.167, 2nd half by UNLV (6x36)
3-Point Field Goals	17 at Iowa	3 by Kentucky, at Miami
3-Point Attempts	40 at Iowa	13 by Kentucky
3-Point Percentage (min. 10 attempts)	.500 at Florida State (8x16)	.188 at Miami (3x16)
Free Throws Made	26 at Florida State	2 by Notre Dame
Free Throw Attempts	30 by Kentucky	6 by Notre Dame
FT Pct. (min. 10 att.)	.963 at Florida State (26x27)	.400 by College of Charleston (4x10)
Offensive Rebounds	14 by UNLV, at Iowa, Kentucky	2 at Georgia Tech
Defensive Rebounds	28 by Kentucky	17 by Stanford
Total Rebounds	42 by Kentucky	23 by Stanford
Assists	23 at Duke	7 by UNLV
Turnovers	20 by Wake Forest	7 at Clemson
Blocked Shots	9 by Syracuse (H), NC State (H)	1 by NC Central
Steals	14 by Stanford, at Miami	3 at Pittsburgh
Points	93 at Iowa	51 by UNLV
Points in a Half	50, 2nd half at Iowa	21, 2nd half by UNLV
INDIVIDUAL BESTS	NORTH CAROLINA	OPPONENTS
Points	25 by Day'Ron Sharpe vs. Notre Dame 25 by Caleb Love at Duke	27 by Isaiah Mucius, Wake Forest 27 by Daivien Williamson, Wake Forest
Field Goals	9 by Day'Ron Sharpe vs. Notre Dame 9 by Caleb Love at Duke	9 by Matt Coleman III, Texas 9 by C.J. Keyser, NC Central 9 by Nate Laszewski, Notre Dame 9 by Quincy Guerrier, Syracuse (H) 9 by Isaiah Mucius, Wake Forest 9 by Devon Daniels, NC State (H)
Field Goal Attempts	19 by Day'Ron Sharpe vs. Notre Dame	20 by Luke Garza, Iowa
Field Goal Percentage (min. 10 att.)	.800 (8x10) by Armando Bacot vs. Wake Forest .800 (8x10) by Armando Bacot at Pittsburgh	.800 by Jose Alvarado at Georgia Tech (8x10)
3-Point Field Goals	4 by Kerwin Walton vs. Notre Dame, at Florida State 4 by Caleb Love at Duke	7 by Jordan Bohannon, Iowa 7 by Nate Laszewski, Notre Dame 7 by Isaiah Mucius, Wake Forest
3-Field Goal Attempts	10 by Kerwin Walton at Florida State	16 by Jordan Bohannon, Iowa
3-Point Field Goal Pct (min. 5 made)		.714 by CJ Fredrick, Iowa (5x7) .714 by Joe Wieskamp, Iowa (5x7)
Free Throws Made	8 by Caleb Love vs. College of Charleston	8 by Daivien Williamson, Wake Forest
Free Throw Attempts	10 by Armando Bacot vs. NC Central 10 by Day'Ron Sharpe at Clemson	10 by Daivien Williamson, Wake Forest
Free Throw Percentage (min. 5 made)	1.000 (8x8) by Caleb Love vs. College of Charleston	1.000 by Raiquan Gray at Florida State (7x7)
Offensive Rebounds	8 by Day'Ron Sharpe vs. Notre Dame	7 by Luke Garza, Iowa
Defensive Rebounds	9 by Garrison Brooks vs. College of Charleston 9 by Day'Ron Sharpe at Miami	9 by Nate Laszewski, Notre Dame 9 by Clyde Trapp at Clemson
Total Rebounds	16 by Day'Ron Sharpe at Miami	14 by Luke Garza, Iowa
Assists	8 by RJ Davis at Iowa 8 by Leaky Black vs. Wake Forest	7 by Jose Alvarado at Georgia Tech 7 by Xavier Johnson at Pittsburgh
Turnovers	6 by Caleb Love vs. NC Central	6 by Alan Griffin, Syracuse (H)
Blocked Shots	4 by Day'Ron Sharpe vs. Stanford	7 by Manny Bates, NC State (H)
Steals	4 by Andrew Platek vs. College of Charleston	5 by Earl Timberlake at Miami 5 by Moses Wright at Georgia Tech 5 by Braxton Beverly, NC State (H)
Minutes Played	36:03 by Caleb Love vs. Stanford	39:06 by Moses Wright at Georgia Tech

HIGHS/LOWS IN THE WILLIAMS ERA



CAROLINA	HIGH	LOW
Field Goals	48 vs. Chaminade, 11/24/08	15 vs. Michigan State, 11/26/17
Field Goal Attempts	90 vs. Wake Forest, 12/20/03	45 at NC State, 2/29/04; Wisconsin 11/30/11
FG Percentage	.709 (39x55) vs. Old Dominion, 11/23/07	.246 (15x61) vs. Michigan State, 11/26/17
FG Percentage in a Half	.781, 2nd half (25x32) at NC State, 2/10/18	.200 (5x25) 2nd half at Georgia Tech, 1/16/11
3-Point Field Goals	16 vs. Maryland, 2/3/09; vs. Western Carolina, 12/6/17; 16 vs. Virginia Tech, 1/21/19; at Wake Forest, 2/16/19	1 on 23 occasions (last: vs. Texas, 12/2/20)
3-Point Attempts	34 vs. Virginia Tech, 1/21/19	4 vs. Gardner-Webb, 11/23/09
3-Point Percentage	.733 (11x15) vs. Wake Forest, 2/22/14 (min. 10 made) .727 (16x22) vs. Western Carolina, 12/6/17 (min. 20 attempts)	.056 (1x18) vs. Michigan State, 11/26/17
Free Throws Made	37 vs. Clemson, 3/11/05*	2 vs. Clemson, 3/2/04
Free Throw Attempts	50 vs. Maryland, 2/15/04	4 vs. Clemson, 3/2/04; vs. George Mason, 3/19/06^
FT Pct. (min. 10 att.)	1.000 (13x13) vs. Duke, 3/7/15	.273 (3x11) at Wake Forest, 2/16/19
Offensive Rebounds	31 vs. Nicholls, 12/19/11	1 vs. Pitt, 2/14/16
Defensive Rebounds	42 vs. Oregon, 11/25/08; vs. LIU, 3/18/11^	13 vs. Duke, 3/9/13
Total Rebounds	72 vs. Nicholls, 12/19/11	20 at Duke, 3/8/14
Rebound Margin	+38 vs. Gardner-Webb, 11/19/06	-19 (41-60) vs. Texas, 12/19/09
Assists	32 vs. Tennessee State, 11/22/11 32 vs. Miami, 1/25/20	5 at Maryland, 2/21/09
Turnovers	26 vs. Tennessee, 11/9/09; vs. FIU, 11/9/09; at Clemson, 1/13/10	2 vs. Duke, 2/8/2018
Blocked Shots	15 at Duke, 3/8/08; vs. Northern Kentucky, 12/27/13	0 on 17 occasions (last: at Clemson 2/2/21)
Steals	20 vs. UNC Asheville, 12/28/05	0 vs. Syracuse, 3/11/20*
Points	116 vs. UNC Asheville, 11/30/08; at Elon 11/09/18	43 at Virginia, 2/27/17
Points in a Half	68, 2nd half vs. George Mason, 12/7/03	18, 1st half vs. Butler, 11/20/12; 1st half vs. NC State, 2/24/15 18, 1st half at Virginia, 12/8/19
Scoring Margin	+68 (116-48) vs. UNC Asheville, 11/30/08	-33 (57-90) at Florida State, 1/14/12
OPPONENTS	HIGH	LOW
Field Goals	46 by Wake Forest, 12/20/03	14 by Virginia Tech, 2/16/08; by NC Central, 11/11/09; by Boston College, 2/19/11
Field Goal Attempts	90 by Wake Forest, 12/20/03	39 by Air Force, 3/18/04^
FG Percentage	.649 (37x57) at Pitt, 2/14/15	.255 (14x55) by NC Central, 11/11/09
FG Percentage in a Half	.765 (13x17), 2nd half at NC State, 2/3/07	.161 (5x31), 2nd half at Elon, 11/09/18
3-Point Field Goals	17 by Auburn, 3/29/19^; at Iowa, 12/8/20	1 seven times (last: at Georgia Tech, 3/3/15)
3-Point Attempts	43 by William and Mary, 3/16/10~	9 at Maryland, 1/14/04; by NC Central, 11/11/09
3-Point Percentage	.846 (11x13) at Clemson, 1/31/04	.043 (1x23) at Arizona, 1/27/07
Free Throws Made	33 by Duke, 3/10/17*	0 by Winthrop, 11/15/06
Free Throw Attempts	44 at Louisville, 1/31/15	1 by Winthrop, 11/15/06
FT Pct. min. 10 att.	1.000 (32x32) at Wake Forest, 1/15/05	.263 (5x19) at Clemson, 1/17/07
Offensive Rebounds	29 by Texas, 12/19/09; by Butler, 11/26/14	1 at Gonzaga, 12/18/19; by Yale, 12/30/19
Defensive Rebounds	38 by Michigan State, 11/26/17	10 by Eastern Kentucky, 3/15/07; by Notre Dame, 3/27/16^
Total Rebounds	60 by Texas, 12/19/09	15 by Notre Dame, 3/27/16^
Assists	30 at Pitt, 2/14/15	5 six times (last: by Oklahoma State, 11/22/16)
Turnovers	32 by South Carolina State, 11/20/07	2 at Notre Dame, 2/6/16
Blocked Shots	16 at Connecticut, 2/13/05	0 several times (last: at Boston College, 2/6/16)
Steals	20 at Clemson, 1/17/07	1 four times (last: by UNCG, 12/28/15)
Points	119 by Wake Forest, 12/20/03	41 by Virginia, 2/18/17
Points in a Half	61, 2nd half by East Carolina, 12/15/12	12, 1st half by East Tennessee State, 12/8/12
INDIVIDUAL HIGHS	NORTH CAROLINA	OPPONENTS
Points	40 by Tyler Hansbrough vs. Georgia Tech, 2/15/06 40 by Harrison Barnes vs. Clemson, 3/12/11*	47 by Malik Monk, Kentucky, 12/17/16
Field Goals	15 by Luke Maye at NC State, 2/10/18	18 by Malik Monk, Kentucky, 12/17/16
Field Goal Attempts	24 by Luke Maye at Duke, 2/20/19 24 by Cole Anthony vs. Notre Dame, 11/6/19 24 by Cole Anthony at UNCW, 11/8/19	28 by Grayson Allen at Duke, 3/5/16 28 by Malik Monk, Kentucky, 12/17/16
Field Goal Percentage (min. 10 att.)	.917 (11x12) by Kennedy Meeks at Florida State, 2/17/14 .917 (11x12) by Brice Johnson vs. UCLA, 12/19/15	.909 (10x11) by Randolph Morris, Kentucky, 12/2/06
3-Point Field Goals	8 by Rashad McCants vs. Clemson, 3/2/04	10 by Kyle McAlarney, Notre Dame, 11/26/08
3-Field Goal Attempts	14 by Rashad McCants at Florida State, 1/22/04	18 by Kyle McAlarney, Notre Dame, 11/26/08
3-Point Field Goal Pct (min. 5 made)	1.000 (5x5) by Marcus Paige at NC State, 1/14/15 1.000 (5x5) by Joel Berry II vs. Duke, 3/4/17	1.000 (7x7) by Allerik Freeman, NC State, 1/27/18
Free Throws Made	20 by Tyler Zeller vs. Maryland, 2/29/12	17 by Zabian Dowdell, Virginia Tech, 2/13/07
Free Throw Attempts	23 by Tyler Zeller vs. Maryland, 2/29/12	19 by Zabian Dowdell, Virginia Tech, 2/13/07
Free Throw Percentage (min. 10 made)	1.000 (14x14) by Tyler Hansbrough vs. NC State, 1/7/06 1.000 (14x14) by Cole Anthony vs. Boston College, 2/1/20	1.000 (12x12) by Sean Singletary, Virginia, 3/10/06* 1.000 (12x12) by Tyus Jones, Duke, 3/7/15 1.000 (12x12) by Tyler Dorsey, Oregon, 4/1/17^
Offensive Rebounds	12 by Sean May vs. Duke, 3/6/05 12 by Brice Johnson at Duke, 3/5/16	12 by Dexter Pittman, Texas, 12/19/09
Defensive Rebounds	17 by Tyler Hansbrough at Florida State, 2/3/08	16 by John Mooney, Notre Dame, 1/15/19
Total Rebounds	24 by Sean May vs. Duke, 3/6/05	21 by Talib Zanna, Pittsburgh, 3/14/14*
Assists	18 by Raymond Felton vs. George Mason, 12/7/04	13 by Luke Loucks, Florida State, 3/11/12*
Turnovers	8 by Raymond Felton vs. Georgia Tech 1/12/05; at Duke 2/9/05 8 by Sean May vs. Virginia 2/16/05 8 by Tyler Hansbrough at Maryland 2/2/06 8 by Larry Drew II at Georgia Tech 2/16/10 8 by Marcus Paige at Maryland, 3/6/13	10 by Evan Turner, Ohio State, 11/19/09
Blocked Shots	9 by John Henson vs. Michigan State, 11/11/11	6 seven times (last: by BeeJay Anya, NC State, 2/24/15)
Steals	8 by Tyler Hansbrough vs. UNC Asheville 12/28/05 8 by Ty Lawson vs. Michigan State 4/6/09	8 by Ashton Hagans, Kentucky, 12/22/18
Minutes Played	50 by Jawad Williams vs. Wake Forest 12/20/03 (3 OT)	49 by Jamaal Levy, Wake Forest, 12/20/03 (3 OT)

* ACC Tournament, ^ NCAA Tournament, ~ NIT

2020-21 MISCELLANEOUS STATS



Games as UNC's Leading Scorer

	Season/Career
Garrison Brooks	3/17
Armando Bacot	6/9
Caleb Love	4/4
RJ Davis	2/2
Day'Ron Sharpe	2/2
Leaky Black	1/1

Games as UNC's Leading Rebounder

	Season/Career
Garrison Brooks	6/28
Armando Bacot	6/21
Day'Ron Sharpe	7/7
Leaky Black	1/3
Sterling Manley	-/3

Games as UNC's Leader in Assists

	Season/Career
Leaky Black	4/12
Caleb Love	10/10
Garrison Brooks	2/9
RJ Davis	4/4
Armando Bacot	-/4
Andrew Platek	-/3
Kerwin Walton	2/2
Anthony Harris	1/1
Day'Ron Sharpe	1/1

Triple-Double

	Season/Career
--	---------------

Double-Doubles

	Season/Career
Armando Bacot	4/15
Garrison Brooks	1/13
Day'Ron Sharpe	4/4
Sterling Manley	-/1

Double-Figure Scoring Games

	Season/Career
Garrison Brooks	11/54
Armando Bacot	13/29
RJ Davis	10/10
Caleb Love	10/10
Day'Ron Sharpe	8/8
Leaky Black	4/8
Kerwin Walton	6/6
Sterling Manley	-/6
Andrew Platek	3/5
Anthony Harris	2/3

30-Point Games

Garrison Brooks	-/2
-----------------	-----

20-Point Games

	Season/Career
Garrison Brooks	-/13
Armando Bacot	1/4
Caleb Love	2/2
Day'Ron Sharpe	1/1

10-Rebound Games

	Season/Career
Armando Bacot	6/20
Garrison Brooks	3/17
Day'Ron Sharpe	4/4
Leaky Black	2/3
Sterling Manley	-/3

Carolina's Largest Win: 27 vs. UNLV (78-51)

Carolina's Largest Loss: 13 at Iowa (80-93), at Clemson (50-63)

Carolina's Largest Lead in a Win: 33 vs. UNLV (led 72-39, won 78-51)

Carolina's Largest Lead in a Loss: 11 at Georgia Tech (led 26-15, lost 67-72)

Carolina's Largest Deficit: 17 at NC State (trailed 29-46, lost 76-79)

Carolina's Largest Deficit Overcome to Win: 13 vs. UNLV (trailed 0-13 and 3-16, won 78-51)

Carolina's Largest Halftime Lead: 10 vs. NC State (led 43-33, won 86-76)

Carolina's Largest Halftime Deficit: 12 vs. Texas (trailed 28-40, lost 67-69), at Iowa (trailed 31-43, lost 80-93), at Clemson (trailed 21-33, lost 50-63)

Carolina's Largest Halftime Deficit Overcome to Win: 4 vs. Stanford (trailed 29-33, won 67-63) and 4 vs. Kentucky (trailed 34-38, won 75-63)

Carolina's Largest Halftime Lead in a Loss: 6 at Georgia Tech (led 35-29, lost 67-72)

POINTS PER POSSESSION

Opponent	FIRST HALF			SECOND HALF			TOTALS		
	Pts	Poss	PPP	Pts	Poss	PPP	Pts	Poss	PPP
UNC	39	40	.98	40	51	.78	79	91	.87
Coll. of Charleston	32	40	.80	28	39	.72	60	79	.76
UNC	37	44	.84	41	47	.87	78	91	.86
vs. UNLV	30	38	.79	21	48	.44	51	86	.59
UNC	29	43	.67	38	44	.86	67	87	.77
vs. Stanford	33	34	.97	30	42	.71	63	76	.83
UNC	28	45	.62	39	44	.89	67	89	.75
vs. Texas	40	39	1.03	29	38	.76	69	77	.90
UNC	31	43	.72	49	50	.98	80	93	.86
at Iowa	43	41	1.05	50	51	.98	93	92	1.01
UNC	30	40	.75	43	42	1.02	73	82	.89
NC Central	28	35	.80	39	42	.93	67	77	.87
UNC	34	38	.90	41	46	.89	75	84	.89
vs. Kentucky	38	42	.90	25	41	.61	63	83	.76
UNC	42	45	.93	34	50	.68	76	95	.80
at NC State	49	45	1.09	30	42	.71	79	87	.91
UNC	35	40	.88	32	40	.80	67	80	.84
at Georgia Tech	29	36	.81	43	36	1.20	72	72	1.00
UNC	29	41	.71	37	42	.88	66	83	.80
Notre Dame	30	35	.86	35	32	1.09	65	67	.97
UNC	32	46	.70	35	45	.78	67	91	.74
at Miami	30	41	.73	35	46	.76	65	87	.75
UNC	40	43	.93	41	52	.79	81	95	.85
Syracuse	40	40	1.00	35	40	.88	75	80	.94
UNC	37	39	.95	38	43	.88	75	82	.91
at Florida State	41	37	1.11	41	42	.98	82	79	1.04
UNC	31	43	.72	49	43	1.14	80	86	.93
Wake Forest	33	42	.79	40	45	.89	73	87	.84
UNC	43	43	1.00	43	47	.91	86	90	.96
NC State	33	39	.85	43	45	.96	76	84	.90
UNC	34	41	.83	41	39	1.05	75	80	.94
at Pittsburgh	27	38	.71	38	36	1.06	65	74	.88
UNC	21	31	.68	29	41	.71	50	72	.69
at Clemson	33	33	1.00	30	36	.83	63	69	.91
UNC	41	42	.98	50	47	1.06	91	89	1.02
at Duke	39	43	.91	48	41	1.17	87	84	1.04

UNC POINTS PER POSSESSION

High/Game: 1.02 at Duke

Low/Game: .69 at Clemson

High/Half: 1.14, 2nd half vs. Wake Forest

Low/Half: .62, 1st half vs. Texas

Most Possessions: 95 at NC State, vs. Syracuse (H)

Fewest Possessions: 72 at Clemson

OPPONENTS POINTS PER POSSESSION

High/Game: 1.04 at Florida State, at Duke

Low/Game: .59 by UNLV

High/Half: 1.20, 2nd half at Georgia Tech

Low/Half: .44, 2nd half by UNLV

Most Possessions: 92 at Iowa

Fewest Possessions: 67 by Notre Dame

UNC DEFINITION OF POSSESSIONS

Field goal attempts (two-pointers and three-pointers)

+ trips to free throw line for 1&1 or two-shot/three-shot opportunities (note: trips, not number of shot attempts)

+ turnovers

= total possessions

2020-21 PLUS/MINUS



Game	#0 Harris	#1 Black	#2 Love	#3 Platek	#4 Davis	#5 Bacot	#11 Sharpe	#13 Kessler	#14 Johnson	#15 Brooks
College of Charleston	DNP	+3	+15	+27	-4	Even	+18	+8	+3	+8
vs. UNLV	DNP	+26	+21	+12	+14	+21	+16	+13	+1	+13
vs. Stanford	DNP	-3	+5	+7	+5	+8	+14	-16	+2	Even
vs. Texas	DNP	-3	-3	-11	+13	+8	-5	+1	+1	-8
at Iowa	DNP	-17	-17	-6	-10	-2	-4	-5	-1	-4
NC Central	DNP	-1	+15	+9	-1	+10	+9	-4	-3	-3
vs. Kentucky	DNP	+12	+16	+11	-9	+8	-1	+1	-4	+12
at NC State	DNP	-9	+3	+4	+2	+14	-16	+4	-3	-7
at Georgia Tech	DNP	-1	-12	-9	+9	+4	Even	-2	-3	-12
Notre Dame	DNP	+2	-6	-6	+10	+3	Even	-1	-1	Even
at Miami	DNP	+7	+3	+1	-8	+6	+3	-3	Even	-2
Syracuse	DNP	+16	-10	+7	+14	-6	+10	-9	-2	+17
at Florida State	+10	-10	-12	+2	Even	-10	Even	-4	-4	+1
Wake Forest	-8	+11	+11	-1	-3	+8	-7	-3	Even	+15
NC State	+1	+14	+11	-9	-1	+10	+11	-2	DNP	+3
at Pittsburgh	+7	+4	-1	+6	+8	-1	+11	Even	DNP	+10
at Clemson	-10	-3	-8	-12	-4	-14	-2	-2	DNP	-8
at Duke	-2	+16	+10	-12	-5	+19	-9	-4	DNP	+3
Totals	-2	+64	+51	+20	+30	+86	+48	-28	-14	+38

Miami

at Virginia

Virginia Tech

Louisville

at Boston College

Florida State

at Syracuse

Duke

Game	#21 Manley	#22 Miller	#24 Walton	#25 Lebo	#30 Smith	#34 Farris	#35 McAdoo
College of Charleston	DNP	+3	+8	+1	+3	+1	+1
vs. UNLV	DNP	-6	+16	-3	-2	-3	-4
vs. Stanford	DNP	DNP	-2	DNP	DNP	DNP	DNP
vs. Texas	DNP	DNP	+1	DNP	-4	DNP	DNP
at Iowa	DNP	DNP	+1	DNP	DNP	DNP	DNP
NC Central	DNP	DNP	-1	DNP	DNP	DNP	DNP
vs. Kentucky	DNP	DNP	+14	Even	Even	DNP	Even
at NC State	DNP	DNP	-7	DNP	DNP	DNP	DNP
at Georgia Tech	DNP	DNP	+1	DNP	DNP	DNP	DNP
Notre Dame	DNP	DNP	+4	DNP	DNP	DNP	DNP
at Miami	DNP	DNP	+3	DNP	DNP	DNP	DNP
Syracuse	DNP	DNP	-7	DNP	DNP	DNP	DNP
at Florida State	DNP	DNP	-8	DNP	DNP	DNP	DNP
Wake Forest	DNP	DNP	+12	DNP	DNP	DNP	DNP
NC State	DNP	DNP	+12	DNP	DNP	DNP	DNP
at Pittsburgh	DNP	DNP	+6	DNP	DNP	DNP	DNP
at Clemson	DNP	DNP	-2	DNP	DNP	DNP	DNP
at Duke	DNP	DNP	+4	DNP	DNP	DNP	DNP
Totals		-3	+55	-2	-3	-2	-3

Miami

at Virginia

Virginia Tech

Louisville

at Boston College

Florida State

at Syracuse

Duke

2020-21 MISC. STATS, LINEUPS



GAME	UNC Leading Scorer	UNC Leading Rebounder	UNC Leader in Assists	2nd Chance Points	Pts Off Turnovers	Fastbreak Points	Points in the Paint	Bench Points
College of Charleston	Love 17	Brooks 11	Love 4	30-10	21-11	6-8	38-28	29-14
vs. UNLV	Davis 16	Black 10	Love 4	21-9	21-13	11-10	32-18	25-12
vs. Stanford	Love 16	Brooks 9	Sharpe 4	18-7	16-22	10-9	32-30	10-7
vs. Texas	Brooks 18	Bacot 12	Davis 3	25-13	10-15	9-17	36-22	15-19
at Iowa	Brooks 17	Bacot 11	Davis 8	14-21	9-23	24-6	42-30	27-13
NC Central	Bacot 19	Bacot 11	Love 4	16-9	16-18	10-5	36-26	28-27
vs. Kentucky	Bacot 14	Sharpe 11	Love 6	18-16	10-6	7-9	38-32	30-20
at NC State	Bacot 16	Brooks, Sharpe 7	Black, Love 4	17-15	14-19	19-2	52-36	22-29
at Georgia Tech	Bacot 14	Brooks 11	Love, Walton 4	7-3	10-19	8-15	22-24	29-1
Notre Dame	Sharpe 25	Bacot, Sharpe 10	Brooks 4	18-5	14-9	2-10	24-24	12-7
at Miami	Black 16	Sharpe 16	Love, Walton 4	12-4	17-19	14-11	24-32	17-20
Syracuse	Brooks 16	Bacot 12	Black 7	24-4	9-12	11-11	42-24	29-6
at Florida State	Davis 16	Sharpe 6	Black, Brooks, Davis, Harris 3	14-11	20-22	6-18	22-24	29-17
Wake Forest	Love 20	Brooks 7	Black 8	9-18	24-15	17-7	36-20	17-8
NC State	Bacot 17	Sharpe 11	Love 5	17-12	10-17	11-12	48-40	38-12
at Pittsburgh	Bacot 21	Bacot 10	Love 5	18-9	6-9	8-6	48-32	15-8
at Clemson	Sharpe 16	Brooks 9	Davis 2	6-5	6-13	3-4	18-26	20-15
at Duke	Love 25	Sharpe 9	Love 7	15-15	28-20	27-15	36-36	14-36
Totals				299-186	261-282	202-175	626-504	406-271
Averages				16.6-10.3	14.5-15.7	11.2-9.7	34.8-28.0	22.6-15.1
Miami								
at Virginia								
Virginia Tech								
Louisville								
at Boston College								
Florida State								
at Syracuse								
Duke								

GAME-BY-GAME STARTERS/DEFENSIVE PLAYERS OF THE GAME

Game	1	2	3	4	5	Record w/Lineup	Defensive Player of Game
College of Charleston	Love	Davis	Black	Brooks	Bacot	(a) 1-0	Platek (1/1)
vs. UNLV	Love	Davis	Black	Brooks	Bacot	(a) 2-0	Black (1/3)
vs. Stanford	Love	Davis	Black	Brooks	Bacot	(a) 3-0	Sharpe (1)
vs. Texas	Love1	Davis	Black	Brooks	Bacot	(a) 3-1	none
at Iowa	Love	Davis	Black	Brooks	Bacot	(a) 3-2	Brooks (1/34)
NC Central	Love	Davis	Black	Brooks	Bacot	(a) 4-2	Black (2/4)
vs. Kentucky	Love	Davis	Black	Brooks	Bacot	(a) 5-2	Brooks (2/35)
at NC State	Love	Davis	Black	Brooks	Bacot	(a) 5-3	Sharpe (2)
at Georgia Tech	Davis	Platek (1/10)	Walton	Sharpe	Bacot	(b) 0-1	Sharpe (3)
Notre Dame	Love	Walton	Black	Sharpe	Bacot	(c) 1-0	Sharpe (4)
at Miami	Davis (10)	Walton	Black	Sharpe (3)	Bacot	(d) 1-0	Platek (2/2)
Syracuse	Love	Walton	Black	Brooks	Bacot	(e) 1-0	Brooks (3/36)
at Florida State	Love	Walton	Black	Brooks	Bacot	(e) 1-1	Harris (1/2)
Wake Forest	Love	Walton	Black	Brooks	Bacot	(e) 2-1	Davis (1)
NC State	Love	Walton	Black	Brooks	Bacot	(e) 3-1	Bacot (1/4)
at Pittsburgh	Love	Walton	Black	Brooks	Bacot	(e) 4-1	Davis (2)
at Clemson	Love	Walton	Black	Brooks	Bacot	(e) 4-2	Love (1)
at Duke	Love (16)	Walton (10)	Black (17/48)	Brooks (15/98)	Bacot (18/50)	(e) 5-2	Brooks (4/37)
Miami							
at Virginia							
Virginia Tech							
Louisville							
at Boston College							
Florida State							
at Syracuse							
Duke							

number of season/career starts in parentheses

number of defensive player of the game awards this season and career in parentheses

Won by one point: 66-65 over Notre Dame, 1/2/21
Won consecutive games by two points or less: 66-65 over Notre Dame, 1/2/21; 67-65 at Miami, 1/5/21
Won by 30 on the road: 38– UNC 95, Wake Forest 57, 2/16/19
Won by 40 on the road: 49– UNC 116, Elon 67, 11/9/18
Won by 30 at a neutral site: ^39–UNC 103, Texas Southern 64, 3/17/17, Greenville, S.C.
Won by 40 at a neutral site: 43– UNC 104, Chaminade 61, 11/21/16 in Maui
Won by 50: 50– UNC 108, Tennessee Tech 58, 11/16/18
Won by more than 50: 51– UNC 107, NC State 56, 1/8/17
Won by 60: 68– UNC 116, UNC Asheville 48, 11/30/08
Lost by 25 or more: *28– Syracuse 81, UNC 53, 3/11/20 in Greensboro
Lost by 25 at home: 25– Ohio State, UNC 49, 12/4/19
Lost by more than 25 at home: 29– Duke 87, UNC 58, 1/31/02
Lost by 30: 33– Florida State 90, UNC 57, 1/14/12
Lost by 30 at home: 35– Duke 104, UNC 69, 2/29/64
Played overtime: lost to Duke, 96-98, 2/8/20
Played 2 OT: lost at Virginia Tech, 77-79, 1/22/20
Played 3 OT: lost to Wake Forest, 114-119, 12/20/03
Played 4 OT: won at Tulane, 113-106, 2/14/76
Played as the No. 1 team in AP poll: lost at Northern Iowa, 67-71, 11/21/15
Beat AP No. 1: at Duke, 88-72, 2/20/19
Lost to AP No. 1: *vs. Virginia, 63-71, 3/10/18 in Brooklyn
Beat AP Top-10 opponent by 20 points: beat No. 10 Virginia Tech, 103-82, 1/21/19
Lost to unranked opponent as Top-5 AP-ranked team: No. 5 UNC lost to Wofford, 75-79, 12/20/17
Lost to unranked opponent as Top-10 AP-ranked team: No. 6 UNC lost to Michigan, 64-73, 11/28/19 in The Bahamas

CAROLINA SCORING

20 in 7 consecutive games: Garrison Brooks, 2019-20
20 in 9 consecutive games: Tyler Hansbrough, 2008-09
30: Garrison Brooks vs. NC State, 2/25/20
35: Garrison Brooks vs. Georgia Tech, 1/4/20
Consecutive games with 30: Antawn Jamison (35 vs. Duke, 2/5/98; 31 at Georgia Tech, 2/8/98)
30/consecutive games by different players: 31 by Luke Maye vs. NC State, 2/5/19; 33 by Coby White vs. Miami, 2/9/19
More than 35: Brice Johnson (39) at Florida State, 1/4/16
40: Harrison Barnes (40) vs. Clemson, 3/12/11 in Greensboro
20/1st half: 20 by Coby White vs. Texas, 11/22/18 in Las Vegas
20/2nd half: 20 by Cole Anthony vs. Boston College, 2/1/20
25/half: Joel Berry II (25) 2nd half vs. Miami, 2/27/18
More than 25/half: Luke Maye (27 in 2nd half) at NC State, 2/10/18
25 after halftime: Coby White (25–23 in 2nd, 2 in OT) vs. Miami, 2/9/19
30 after halftime: Marcus Paige (31–21 in 2nd, 10 in OT) at NC State, 2/26/14
10 or more in OT: 11 by Marcus Paige at NC State, 2/26/14
25/four straight games: Garrison Brooks (30 vs. NC State, 2/25/20; 26 at Syracuse, 2/29/20; 25 vs. Wake Forest, 3/3/20; 26 at Duke, 3/7/20)
25/five or more straight games: 12 in a row by Charlie Scott, 1970
25/three consecutive road games: Garrison Brooks (28 at Virginia Tech, 1/22/20; 27 at NC State, 1/27/20; 26 at Duke 3/7/20)
Two players scored 25 in consecutive games: Garrison Brooks (26), Cole Anthony (25) at Syracuse, 2/29/20; Anthony (28), Brooks (25) vs. Wake Forest, 3/3/20
Three players scored 20: Joel Berry II (26), Isaiah Hicks (22), Justin Jackson (22) vs. Florida State, 1/14/17
Two players scored 30: Brice Johnson (39), Marcus Paige (30) at Florida State, 1/4/16
Players on both teams scored 30: 30 by Luke Maye, 33 by RJ Barrett at Duke, 2/20/19
Out-scored opponents in a half: Reggie Bullock (21-20 in 1st) vs. Maryland, 1/19/13
Scored UNC's first 14 points: Kenny Williams at Stanford, 11/20/17
Scored 20 in less than 10 minutes: Kenny Williams in first 9:03 at Stanford, 11/20/17
No starter in double figures: at Clemson, 2/2/21
One player in double figures: Day'Ron Sharpe (16) at Clemson, 2/2/21
Zero bench points: vs. Virginia, 2/15/20
Six in double figures: at Duke, 2/6/21
Eight in double figures: vs. Saint Francis, 1/2/11
Nine in double figures: Kevin Madden (17), Ranzino Smith (17), Warren Martin (15), Steve Bucknall (12), Joe Wolf (10), Steve Hale (10), Brad Daugherty (10), Jeff Lebo (10) & Kenny Smith (10) vs. Manhattan, 12/27/85, in Miami
UNC scored 100/road game: 116 at Elon, 11/9/18
UNC scored 100/ACC road game: 106 at Florida State, 1/4/16
UNC scored 100/consecutive ACC games: 114 vs. Wake Forest, 12/20/03 and 103 vs. Georgia Tech, 1/11/04
UNC scored 100/3 consecutive games: 107 vs. Cleveland State, 12/30/04; 105 vs. William & Mary, 1/2/05; 109 vs. Maryland, 1/8/05
UNC scored 100/loss: 100 vs. Kentucky, 12/17/16 in Las Vegas
UNC scored 100/loss: 103 vs. No. 4 Gonzaga, 12/15/18
UNC scored 100/loss: 103 vs. No. 10 Virginia Tech, 1/21/19
Both teams scored 100: Kentucky 103, UNC 100, 12/17/16 in Las Vegas
UNC scored 50/both halves: vs. NC State, 2/5/19 (56 and 57)
UNC scored 60/half: 63, 1st half at Elon, 11/9/18
UNC scored 65/half: 62, 2nd half at Florida State, 1/4/16
UNC scored 70/half: 77, 1st half vs. VMI, 12/17/94

UNC scored 50/half in a loss: 56 (2nd half) vs. Georgia Tech, 1/4/20
UNC scored less than 50/game: 47 at Virginia, 12/8/19
UNC scored less than 20/half: 18 (1st) at Virginia, 12/8/19
UNC scored less than 25/each half: 23 and 22 vs. Michigan State, 11/26/17 in Portland, Ore.
UNC scored less than 30/each half: 21 and 29 at Clemson, 2/2/21
UNC scored less than 30/half in a win: 29 (1st) vs. Notre Dame, 1/2/21
UNC scored less than 20 in one half and 50 in the other: 18 (1st) and 53 (2nd) vs. Butler, 11/20/12, in Maui
UNC scored 25 straight: vs. NC State, 1/12/08
UNC scored more than 20 straight: 22 vs. NC State, 1/8/17
UNC scored 20 straight: vs. Virginia Tech, 1/21/19
UNC scored 15 or more to begin game: 18-0 at Wake Forest, 2/16/19
UNC scored 10 or more to end the game: *13-0 vs. Miami in Brooklyn, 3/8/18
UNC did not score a field goal in the last 5:00 in a win: none in last 6:47 in a 79-70 win vs. Duke, 3/9/19

CAROLINA FIELD GOAL SHOOTING

Made every FG att. (min. 10): Jeff McInnis, 10x10 vs. Cincinnati, 12/3/94, in Charlotte

Missed every FG att. (min. 10): Harrison Barnes, 0x12 vs. Minnesota, 11/19/10, in San Juan

Made 15 or more consecutive field goals: 16 by Brice Johnson vs. UCLA (11), 12/19/15 in Brooklyn, and Appalachian State (5), 12/21/15 (ties UNC record)

UNC shot 70 percent/half: 74.1 (20x27) at Wake Forest, 2/16/19

UNC shot 70 percent/both halves: 78.1 (25x32) and 80.0 (24x30) vs. Loyola Marymount, March 19, 1988 in Salt Lake City, Utah

UNC shot 75 percent/half: 78.1 (25x32) at NC State, 2/10/18

UNC shot 80 percent/half: 85.7 (24x28), 2nd vs. Old Dominion, 12/1/92

UNC shot 60 percent/both halves: 67.9 (19x28), 63.3 (19x30) vs. Tulane, 12/3/17

UNC shot 60 percent/game: 62.3 (38x61) at Wake Forest, 2/16/19

UNC shot 60 percent/game and lost: 64.2 at Duke, 3/2/86 (lost 74-82)

UNC shot 60 percent/consecutive games: 60.6 (43x71) vs. Mount St. Mary's, 3/21/08, and 67.7 (44x65) vs. Arkansas, 3/23/08, both in Raleigh

UNC shot 70 percent/game: 70.9 (39x55) vs. ODU, 11/23/07 in Las Vegas

UNC shot under 25 percent/half: 23.3 (7x30), 1st vs. Michigan State, 11/26/17 in Portland, Ore.

UNC shot under 30 percent/both halves: 28.6 (10x35) & 25.9 (7x27) vs. Ohio State, 12/4/19

UNC shot under 25 percent/game: 24.6 (15x61) vs. Michigan State, 11/26/17 in Portland, Ore.

UNC shot under 30 percent/game: 27.4 (17x62) vs. Ohio State, 12/4/19

UNC shot under 30 percent/half and won: 28.2 (11x39) 2nd half at Duke, 3/5/16

UNC shot under 30 percent/game and won: never happened

UNC shot under 35 percent/game and won: 34.4 (21x61) at Miami, 1/5/21

UNC shot under 35 percent/game and won consecutive games: 34.8 (24x69) vs. Notre Dame, 1/2/21; 34.4 (21x61) at Miami, 1/5/21

UNC shot under 40 percent/both halves and won: 31.0 and 37.5 at Miami, 1/5/21

UNC shot 50 percent/game or better and lost: 50.0 (25x50) vs. Virginia, 2/15/20

UNC shot 50 percent/both halves and lost: 55.2 (16x29) & 53.6 (15x28) vs. Miami, 2/27/18

UNC made nine or more attempts to begin a half: 9 vs. Portland, 11/23/17 in Portland, Ore. (second half)

UNC missed 10 or more attempts to begin a half: 15 vs. Georgia Tech, 1/4/20 (first field goal by Garrison Brooks with 6:50 to play in first half)

UNC missed 15 or more consecutive attempts: 17 at Florida State, 2/3/20

Both teams shot 60 percent in the second half: UNC (78.1, 25x32) and NC State (60.0, 21x35), 2/10/18 in Raleigh

UNC shot under 30 percent in the first half and over 60 in the second: at Clemson, 1/30/18 (29.4 in the first and 64.3 in the second)

CAROLINA THREE-POINTERS

Made 6 consecutive attempts: Cameron Johnson at Wake Forest, 2/16/19
Made 5/half: Cole Anthony (2nd half) at Syracuse, 2/29/20
Made 6/half: Coby White (2nd half) vs. Miami, 2/9/19
Two players made 6: Cameron Johnson and Coby White at Clemson, 3/2/19
Made 7: Cole Anthony at Syracuse, 2/29/20
Made 8: Rashad McCants vs. Clemson, 3/2/04
Made 6 or more/consecutive games: Coby White – 6 vs. Syracuse, 2/26/19; 6 at Clemson, 3/2/19
Eight players made a 3FG: at Wake Forest, 2/16/19
Shot 100 percent (min. 5 att.): Joel Berry II (5x5) vs. Duke, 3/4/17
UNC made 15: 16 at Wake Forest, 2/16/19
UNC attempted 30: 31 vs. Duke, 3/9/19
UNC did not make a three-pointer: 0 vs. Princeton, 12/13/97 (831 consecutive games with at least one three-pointer through Duke)
No starter made a 3FG: vs. NC Central, 12/12/20 (Andrew Platek made two)
UNC shot 70 percent (min. 20 att.): 72.7 (16x22) vs. Western Carolina, 12/6/17
UNC shot 60 percent and lost: ^64.7 (11x17) vs. Villanova, 4/4/16 in Houston
UNC shot less than 10 percent: 6.3 (1x16) at Wake Forest, 2/11/20
Made more 3FGs than 2FGs: vs. Clemson, 1/16/18 (made 15 3FGs and 11 2FGs)
Attempted more 3FGs than 2FGs: at Clemson (attempted 33 3FGs, 0 2FGs), 3/2/19
Made less than five and won: 4 at Pittsburgh, 1/26/21
Made 10 and lost: at Florida State, 1/16/21
Made more than 10 and lost: 11 vs. Texas, 11/22/18 in Las Vegas

CAROLINA FREE THROWS

Made 15 or more: 17 by Garrison Brooks vs. Georgia Tech, 1/4/20 (18 attempts)
Made 20 or more: 20 by Tyler Zeller vs. Maryland, 2/29/12 (23 attempts)
Attempted 20 or more: 23 by Tyler Zeller vs. Maryland, 2/29/12
10 for 10 or better: 14x14 by Cole Anthony vs. Boston College, 2/1/20
Made 30 or more in a row: 31 by Marcus Paige, 2013-14
Missed every attempt (min. 5): Garrison Brooks (0x5) vs. Duke, 2/8/20
Missed every attempt (more than 5): Garrison Brooks (0x7) vs. Boston College, 2/1/20
UNC shot 100 percent (min. 10 att.): vs. Wisconsin, 11/23/16 in Maui (12x12)
UNC shot 90 percent (min. 20 att.): 95.2 vs. Oregon, 11/29/19 in The Bahamas (20x21)
UNC shot 90 percent (min. 30 att.): 91.9 vs. Syracuse, 2/26/19 (34x37)
UNC shot under 50 percent: 44.4 (8x18) vs. NC State, 1/23/21
UNC shot under 30 percent: 27.3 (3x11) at Wake Forest, 2/16/19
UNC made 30 or more: 34 (attempted 37) vs. Syracuse, 2/26/19
UNC made 40 or more: 41 (attempted 59) vs. Clemson, 1/28/98
UNC made less than five: 4 vs. Miami, 1/25/20
UNC missed 20 or more: 23 (24x47) vs. Texas, 12/18/13
UNC missed 25 or more: 26 (22x48) vs. Belmont, 11/17/13
UNC attempted 50: 50 (made 36) vs. Maryland, 2/15/04
UNC attempted less than five: ^4 vs. George Mason, 3/19/06, in Dayton, Ohio
Made more free throws than field goals: vs. NC Central, 12/12/20 (25 FT, 23 FG)
Did not attempt a free throw in a half: 1st half vs. Virginia Tech, 1/18/15
Did not make a free throw in a half: 1st half vs. NC State, 1/23/21 (0 for 3)
No starter made a free throw: at Wake Forest, 2/16/19

CAROLINA REBOUNDS

10 or more by a guard: 11 by Cole Anthony vs. Duke, 2/8/20
10 or more in consecutive games by a guard: Cole Anthony (11 vs. Notre Dame, 11/6/19; 10 at UNCW, 11/8/19)
15 or more/consecutive games: Luke Maye (20 at BC, 3/5/19; 16 vs. Duke, 3/9/19)
16: Day'Ron Sharpe at Miami, 1/5/21
20: Luke Maye at Boston College, 3/5/19
More than 20: 21 by Brice Johnson at Duke, 3/5/16
30: Rusty Clark vs. Maryland, 2/21/68
10 offensive: Kennedy Meeks at Clemson, 1/3/17
10 or more in a half: 11 (first half) by Garrison Brooks at Syracuse, 2/29/20
10 or more in both halves: 10 in both halves by Luke Maye at Boston College, 3/5/19
Three players in double-figures: Garrison Brooks (12), Justin Pierce (12), Cole Anthony (10) at UNCW, 11/8/19
10 or more in 15 straight games: John Henson, 2011
UNC had 70 rebounds: 72 vs. Nicholls, 12/19/11
UNC had 30 offensive rebounds: 31 vs. Nicholls, 12/19/11
UNC had less than five offensive rebounds: 1 vs. Pitt, 2/14/16
UNC scored 30 second-chance points: 30 vs. Charleston, 11/25/20
UNC scored 35 or more second-chance points: 36 vs. Nicholls, 12/19/11
UNC scored one second-chance point: 1 at Georgia Tech, 1/29/19
UNC had a rebound margin of 30 or more: +31, 56-25 vs. Elon, 11/20/19
UNC had a rebound margin of 35 or more: +35, 58-23 vs. Boston College, 1/9/18
Had more offensive rebounds than opponents had defensive: vs. Syracuse, 1/12/21 (UNC 24 offensive, Syracuse 21 defensive)

CAROLINA DOUBLE-DOUBLES

Points & rebounds/consecutive games by a point guard: Cole Anthony (34/11 vs. Notre Dame, 11/6/19; 20/10 at UNCW, 11/8/19)
First game in career: Day'Ron Sharpe (13 pts/10 reb) vs. Charleston, 11/25/20
In a half: Garrison Brooks (11/11) in first half at Syracuse, 2/29/20
Both halves: Brice Johnson at Florida State, 1/4/16 (11/11 in 1st, 28/12 in 2nd)
Three in a game: Cole Anthony (20/10), Garrison Brooks (18/12), Justin Pierce (18/12) at UNCW, 11/8/19 (all points/rebounds)
Three in an ACC game: Cameron Johnson (15/11), Luke Maye (21/11) and Kenny Williams (15/10) at NC State, 1/8/19 (all points/rebounds)
Four in a game: Larry Miller (29 pts/10 reb), Charlie Scott (18 pts/14 reb), Rusty Clark (13 pts/13 reb), Bill Bunting (10 pts/11 reb) vs. Clemson, 2/16/68 in Charlotte
Points & rebounds/in 6 consecutive games: Garrison Brooks vs. Yale, Georgia Tech, Pittsburgh, Clemson, Pittsburgh and Virginia Tech, 2020
Points & rebounds/in 9 consecutive games: John Henson vs. Maryland, at Florida State, Duke, Miami, Clemson, Duke, LIU, Washington and Marquette, 2011
40 points/20 rebounds: Billy Cunningham (48/25) vs. Tulane, 12/10/64
35 points/10 rebounds: Garrison Brooks (35/11) vs. Georgia Tech, 1/4/20
30 points/20 rebounds: Brice Johnson (39/23) at Florida State, 1/4/16
30 points/15 rebounds: Luke Maye (30/15) at Duke, 2/20/19
30 points/10 rebounds: Garrison Brooks (35/11) vs. Georgia Tech, 1/4/20
20 points/20 rebounds: Brice Johnson (39/23) at Florida State, 1/4/16
20 points/10 rebounds/5 blocks: Armando Bacot vs. Oregon, 11/29/19 (23/12/6)
15 points/20 rebounds/5 assists: Luke Maye at Boston College, 3/5/19 (17/20/5)
30 points/10 rebounds/5 assists: Cole Anthony (34/11/5) vs. Notre Dame, Nov. 6, 2019
Points & rebounds with 7 or more assists: Armando Bacot vs. Miami, 1/25/20 (19/12/7)
Points & assists: Theo Pinson (12/11) vs. Miami, 2/27/18
Points & assists/consecutive games: ^Kendall Marshall (11/10) vs. Vermont, 3/16/12, and (18/11) vs. Creighton, 3/18/12, in Greensboro
Points & assists/3 consecutive games: Kendall Marshall (20/10) at Duke, 3/3/12; (13/12) vs. Maryland, 3/9/12*; and (12/10) vs. NC State, 3/10/12* in Atlanta

CAROLINA TRIPLE-DOUBLES

Pts, rebs, assists: Jason Capel (16/11/10 assists) vs. Buffalo, 12/17/00
Pts, rebs, blocks: Brendan Haywood (18/14/10 blk) vs. Miami, 12/4/00

CAROLINA ASSISTS

More than 10: ^Theo Pinson (11) vs. Texas A&M, 3/18/18 in Charlotte
10 or more/consecutive games: ^Kendall Marshall– 10 vs. Vermont, 3/16/12; 11 vs. Creighton, 3/18/12 in Greensboro, N.C.
10 or more/three consecutive games: Kendall Marshall– 10 at Duke, 3/3/12; 12 vs. Maryland, 3/9/12* in Atlanta; 10 vs. NC State, 3/10/12* in Atlanta
15 or more: 16 by Kendall Marshall at Maryland, 2/4/12
10 or more assists and no turnovers: Marcus Paige (10/0) vs. Georgia Tech, 2/21/15
UNC had 30 or more: 32 vs. Miami, 1/25/20
UNC had assists on 90 percent of its field goals: vs. East Tennessee State, 12/8/12 (30 assists on 31 field goals, 96.8 percent)
UNC had 5 or fewer: 5 at Maryland, 2/21/09

CAROLINA TURNOVERS

8 or more: 8 by Marcus Paige at Maryland, 3/6/13
UNC committed 15 or more/half: 15 (1st) at Georgia Tech, 2/16/10
UNC committed 20 or more and won: 20 at Miami, 1/5/21
UNC committed more than 20 and won: 24 vs. Stanford, 12/1/20 in Asheville
UNC committed 20 and won on the road: at Miami, 1/5/21
UNC committed more than 20 and won on the road: 23 at NC State, 1/8/19
UNC committed 25 or more/game: 26 at Clemson, 1/13/10
UNC committed less than 5: 2 vs. Duke, 2/8/18 (tied school record)
UNC had twice as many turnovers than assists: 8 assists/17 turnovers at Clemson, 2/2/21
Opponent scored 0 points off UNC turnovers: Fairfield, 11/15/15 (10 UNC turnovers)
Opponent scored 1 point off UNC turnovers: Duke, 2/8/18 (two UNC turnovers)
Opponent scored less than five points off UNC turnovers: 4 at Florida State, 2/3/20
Opponent scored 25 points off UNC turnovers: *27 by Syracuse (18 UNC turnovers), 3/11/20 in Greensboro
Opponent scored 30 points off UNC turnovers: 31 by Texas (17 UNC turnovers), 11/22/18 in Las Vegas

CAROLINA BLOCKED SHOTS

5 or more: 6 by Armando Bacot vs. Oregon, 11/29/19 in The Bahamas
8: Brice Johnson vs. Florida Gulf Coast, 3/17/16 in Raleigh
10: Brendan Haywood vs. Miami (Fla.), 12/4/00
UNC blocked 15 shots: 15 vs. Northern Kentucky, 12/27/13

CAROLINA STEALS

6: Marcus Paige at Georgia Tech, 3/3/15
8: ^Ty Lawson vs. Michigan State, 4/6/09 in Detroit
UNC had 15 or more: 16 vs. Tennessee Tech, 11/16/18
UNC had 20: 20 vs. UNC Asheville, 12/28/05

CAROLINA MISCELLANEOUS (*UNC scores listed first*)

Led UNC in points, rebounds and assists: Cole Anthony at Florida State, 2/3/20 (16/8/3)
Led UNC in points, rebounds, assists and blocks: Luke Maye vs. Tulane, 12/3/17 (22 points, 10 rebounds, 4 assists, 4 blocks)
Led UNC in points, rebounds, assists and steals: Garrison Brooks at Gonzaga, 12/18/19 (16 points, 6 rebounds, 3 assists, 2 steals)
Led UNC in points, rebounds, blocks and steals: Armando Bacot vs. Elon, 11/20/19 (24 points, 14 rebounds, 3 blocks, 2 steals)
Made game-winning shot with 0.00 on the clock: *Tyler Zeller vs. Miami, 3/11/11 in Greensboro (UNC won 61-59)
Made game-winning shot with less than a second: ^Luke Maye (0.3 seconds) vs. Kentucky, 3/24/17 in Memphis
Made game-winning shot with less than five seconds: Andrew Platek (3.6 seconds) at Miami, 1/5/21
Made winning shots with under 10 seconds in consecutive wins: Leaky Black (9.1 seconds) vs. Notre Dame, 1/2/21; Andrew Platek (3.6 seconds) at Miami, 1/5/21
Made two free throws with less than 10 seconds to win: Joel Berry II with 7.1 seconds to play to win, 69-68, at Notre Dame, 1/13/18
Hit a shot from beyond halfcourt: P.J. Hairston vs. Mississippi St, 11/19/12 in Maui
Played the entire game: Raymond Felton at Virginia, 1/11/03
Four players played at least 45 minutes: Garrison Brooks (48), Andrew Platek (48), Leaky Black (47) and Justin Pierce (46) at Virginia Tech, 1/22/20
Played 50 minutes: Jawad Williams (50) vs. Wake Forest, 12/20/03
UNC rallied from 10 points down in the second half to win: trailed at Miami, 43-53, with 11:55 to play and won 67-65, 1/5/21
UNC rallied from 10 or more points down with less 10:00 to play and win: trailed Louisville by 13 (50-63) with 8:25 to play and won, 72-71, 1/10/15
UNC rallied from 10 down in the second half to win consecutive games: trailed Miami 34-53 (-19) with 9:51 to play and won, 61-59, 3/11/11* in Greensboro; trailed Clemson 30-41 (-11) with 17:23 to play and won, 92-87, in overtime, 3/12/11* in Greensboro
UNC rallied from 20 points down to win: trailed Georgia Tech, 30-50 with four minutes left in the first half and won, 82-75, 2/15/06
UNC rallied from 20 points down to take the lead: trailed Georgia Tech, 9-29, with 8:04 to play in first half and took the lead four times in second half, but lost 71-73, 1/16/10
Four-point play (team): Kerwin Walton (3FG), Day'Ron Sharpe (FT) at Miami, 1/5/21
Four-point play (individual): Cameron Johnson at Boston College, 3/5/19
UNC did not score a fastbreak point: at Virginia Tech, 1/22/20
UNC scored 25 fastbreak points: 27 at Duke, 2/6/21
UNC led by 20 at the half: UNC 51, Miami 27, 1/25/20
UNC led by 30 at the half: UNC 56, NC State 23, 1/8/17
Committed 30 personal fouls: 33 at Louisville, 1/31/15



LAST TIME A TAR HEEL FRESHMAN

Two starters: Caleb Love and Kerwin Walton at Duke, 2/6/21
Three starters: RJ Davis, Day'Ron Sharpe and Kerwin Walton at Miami, 1/5/21
Four starters: *Raymond Felton, Rashad McCants, David Noel and Byron Sanders vs. Duke, March 15, 2003 in Greensboro
20 Points/Half: 20 (2nd) by Cole Anthony vs. Boston College, 2/1/20
20 Points/Three Consecutive Games: Cole Anthony- 34 vs. Notre Dame, 11/6/19; 20 at UNCW, 11/8/19; 28 vs. Gardner-Webb, 11/15/19
20 Points/Non-Starter: 26 by Cole Anthony vs. Boston College, 2/1/20
20 Points/Two Freshmen: Coby White (27), Nassir Little (23) vs. Virginia Tech, 1/21/19
25 Points: Caleb Love at Duke, 2/6/21
More Than 25 Points: 28 by Cole Anthony vs. Wake Forest, 3/3/20
25 Points/Consecutive Games: Cole Anthony- 25 at Syracuse, 2/29/20, and 28 vs. Wake Forest, 3/3/20
30 Points in College Debut: 34 by Cole Anthony vs. Notre Dame, 11/6/19 (ACC record)
30 Points: 34 by Cole Anthony vs. Notre Dame, Nov. 6, 2019
40 Points: *40 by Harrison Barnes vs. Clemson, 3/12/11 in Greensboro
60 Combined Points/All Freshmen: 61 by Day'Ron Sharpe (16), Caleb Love (15), RJ Davis (10) and Anthony Harris (10), Kerwin Walton (8) and Walker Kessler (2) vs. NC State, 1/23/21
50 Combined Points/Two Freshmen: Coby White (27) and Nassir Little (23) vs. Virginia Tech, 1/21/19
Freshmen the only Tar Heels in double figures in a win: Day'Ron Sharpe (25) and Kerwin Walton (12) vs. Notre Dame, 1/2/21
Led Carolina in Points, Rebounds, Assists and Steals: Cole Anthony vs. Notre Dame, Nov. 6, 2019 (34-11-5-1)
Led Carolina in Points, Rebounds, Blocks and Steals: Armando Bacot vs. Elon (22 points, 14 rebounds, 3 blocks, 2 steals)
Three in Double Figures: Caleb Love (25), Kerwin Walton (12), Day'Ron Sharpe (11) at Duke, 2/6/21
Four in Double Figures: Day'Ron Sharpe (16), Caleb Love (15), RJ Davis (10) and Anthony Harris (10) vs. NC State, 1/23/21
12 Field Goals: Cole Anthony vs. Notre Dame, Nov. 6, 2019
13 Field Goals: Tyler Hansbrough vs. Georgia Tech, 2/15/06
14 Field Goals: Antawn Jamison at Maryland, 1/6/96
15 Field Goals: ^J.R. Reid vs. Notre Dame, 3/19/87 in East Rutherford, N.J.
Made 5 or More Three-Pointers in Consecutive Games: Coby White- 6 vs. Syracuse, 2/26/19; 6 at Clemson, 3/2/19
7 Three-Pointers: Cole Anthony at Syracuse, 2/29/20
8 Three-Pointers: Raymond Felton at NC State, 1/26/03
10 or More Free Throws: 14 by Cole Anthony vs. Boston College, 2/1/20
14 Free Throws: Cole Anthony vs. Boston College, 2/1/20
15 Free Throws: *Phil Ford vs. Clemson, 3/7/75 in Greensboro
100% Free Throws (more than 10 attempts): 14x14 by Cole Anthony vs. Boston College, 2/1/20
10 or More Rebounds by a Guard: 11 by Cole Anthony vs. Duke, 2/8/20
10 or More Rebounds by a Guard, Consecutive Games: Cole Anthony- 11 vs. Notre Dame, Nov. 6, 2019; 10 at UNCW, 11/8/19
10 or More Rebounds, Three Consecutive Games: Armando Bacot- 12 vs. Miami, Jan. 25, 2020; 11 at NC State, Jan. 27, 2020; 10 vs. Boston College, Feb. 1, 2020
15 Rebounds: see below
More than 15 Rebounds: 16 by Day'Ron Sharpe at Miami, 1/5/21
20 Rebounds: by Antawn Jamison at Virginia, 1/17/96
10 Assists: *by Marcus Paige vs. Florida State, 3/15/13 in Greensboro
More Than 10 Assists: ^14 by Kendall Marshall vs. Washington, 3/20/11 in Charlotte
15 or More Assists: 16 by Kendall Marshall vs. Florida State, 2/6/11
Points/Rebounds Double-Double in Three Consecutive Games: Armando Bacot - 19/12 vs. Miami, Jan. 25, 2020; 11/11 at NC State, Jan. 27, 2020; 11/10 vs. Boston College, Feb. 1, 2020
Points/Rebounds Double-Double in Consecutive Games by a Guard: Cole Anthony- 34/11 vs. Notre Dame, Nov. 6, 2019; 20/10 at UNCW, 11/8/19 (first time a freshman had consecutive 20/10 games in UNC history)
20 Points/10 Rebounds/5 Blocks: by Armando Bacot vs. Oregon, 11/29/19 in The Bahamas (23/12/5)
25 Points/7 Assists: 25/7 by Caleb Love at Duke, 2/6/21
25 Points/10 Rebounds: 25/10 by Day'Ron Sharpe vs. Notre Dame, 1/2/21
30 Points/10 Rebounds: 34/11 by Cole Anthony vs. Notre Dame, Nov. 6, 2019
40 Points/10 Rebounds: 40/10 by Tyler Hansbrough vs. Georgia Tech, 2/15/06
Points/Assists Double-Double: ^13 points/14 assists by Kendall Marshall vs. Washington, 3/20/11 in Charlotte
Double-Double in Points & Rebounds with 7 or More Assists: Armando Bacot vs. Miami, 1/25/20 (19/12/7)
More than 5 Blocked Shots: 6 by Armando Bacot vs. Oregon, 11/29/19 in The Bahamas
5 Steals: ^Marcus Paige vs. Kansas, 3/24/13 in Kansas City, Mo.
More than 5 Steals: 8 by Tyler Hansbrough vs. UNC Asheville, 12/28/05

* ACC Tournament, ^ NCAA Tournament, ~ NIT

OPPONENTS SCORING

40: 47 by Malik Monk, Kentucky, 12/17/16 in Las Vegas
30: *31 by Zion Williamson, Duke, 3/15/19 in Charlotte
30/consecutive games: Xavier Rathan-Mayes, Florida State (35 at UNC, 1/24/15, and 30 in Tallahassee, 1/4/16)
30/twice in a season: Nolan Smith, Duke (34 at Duke, 2/9/11; 30 at UNC, 3/5/11)
20/three times in one season: Luke Kennard, Duke (20, 28 and 20), 2017
One player with 30, another with 25: 33 by RJ Barrett, 27 by Cam Reddish at Duke, 2/20/19
Two players with 25: 27 by Isaiah Mucius & Daivien Williamson, Wake Forest, 1/20/21
Three players with 20: Allerik Freeman (29), Torin Dorn (20) and Markell Johnson (20), NC State, 1/27/18
Four players with 20: Damion James (25), Dexter Pittman (23), J'Covan Brown (21) and Avery Bradley (20), Texas, 12/19/09 in Arlington, Texas
25/half: 27 in first half by Malik Monk, Kentucky, 12/17/16 in Las Vegas
20/1st half: 21 by Ky Bowman at Boston College, 1/21/17
20/2nd half: 23 by Tyus Battle, Syracuse, 2/26/19
20 or more after halftime: 22 by Tre Jones, Duke (28/20) 13 in 2nd half, 9 in OT
20/both halves: 27 and 20 by Malik Monk, Kentucky, 12/17/16 in Las Vegas
Non-starter scored 30: 33 by Brent Arrington, Miss. Valley St., 11/20/11
Non-starter scored 25: 29 by Allerik Freeman (29), NC State, 1/27/18
Non-starter scored 20: 21 by Braxton Beverly at NC State, 1/8/19
Scored 15 straight points for his team: Tre Jones, Duke, 2/8/20
No players in double figures: at Evansville, 12/8/10
One player in double figures: 17 by Jaylen Hoard at Wake Forest, 2/16/19
No starter in double figures: at Wake Forest, 2/16/19
Only four players scored: *Duke in Brooklyn, 3/9/18
Bench scored zero: Pittsburgh, 1/8/20
Six players in double figures: ^Auburn, 3/29/19 in Kansas City, Mo.
Seven players in double figures: Wake Forest, 12/20/03 (3 OT)
Scored 90: 93 at Iowa, 12/8/20
Scored 100: 103 by Kentucky, 12/17/16 in Las Vegas
Scored less than 50: 41 by Virginia, 2/18/17
Scored less than 60 in a win: 56 at Virginia, 12/8/19
Scored 60/half: 61, 2nd by East Carolina, 12/15/12
Scored less than 15/half: 14 by UNCG (1st half), 12/7/13
Scored less than 20/half: 19 (2nd half) by Virginia, 2/18/17
Scored less than 25/both halves: 22 and 19 by Virginia, 2/18/17
Scored 50 in a half in a UNC win: 56, 2nd half by NC State, 2/5/19
Scored less than 25 in a half in a win over UNC: 23 (2nd) at Pittsburgh, 1/18/20
Scored less than 30/both halves in a win over UNC: 27 and 26 at Virginia, 2/27/17

OPPONENTS FIELD GOAL SHOOTING

Player made 10: 10 by Tre Jones, Duke, 2/8/20
Player made 13: *13 by Zion Williamson, Duke, 3/15/19 in Charlotte
Two players made 10: 11 by RJ Barrett, 10 by Cam Reddish at Duke, 2/20/19
Player missed every shot (min. 10): Brandon Childress at Wake Forest, 2/16/19 (0x12)
Made 15 or fewer: 15 by Virginia, 2/18/17
Made less than 20 in a win: 16 at Virginia, 12/8/19
Two players attempted 20: 27 by RJ Barrett, 23 by Cam Reddish, Duke, 3/9/19
Player attempted 25: 25 by Tre Jones, Duke, 2/8/20
Player attempted more than 25: 27 by RJ Barrett, Duke, 3/9/19
Made its first seven attempts to begin a game: Louisville, 1/12/19
Made its first eight attempts to begin a game: Michigan, 11/29/17
Made 10 consecutive: Duke, 2/8/18
Made 15 consecutive: Clemson, 1/16/18
Missed 10 or more attempts to begin a game: 11 by Charleston, 11/25/20
Missed 10 attempts to begin a half: 10 by UNLV (2nd half), 11/30/20 in Asheville
Missed 15 consecutive attempts: at Pittsburgh, 1/5/19
50 percent/both halves: 55.9 (19x34) and 63.0 (17x27) by Georgia Tech, 1/4/20
50 percent/both halves and lost: 50.0 (17x34) and 50.0 (20x40) by NC State, 2/5/19
Better than 55 percent/game and lost: 55.6 (30x54) by Pitt, 1/31/17
60 percent/half: 60.0 (21x35) at Duke, 2/6/21
60 percent/both halves: 61.3 (19x31) & 69.2 (18x26) at Pitt, 2/14/15
60 percent/game: 64.9 (37x57) at Pitt, 2/14/15
70 percent/half: 72.0 (18x25), 2nd half at Gonzaga, 12/18/19
70 percent/game: *71.7 (33x46) by Duke, 2/29/80, in Greensboro
75 percent/half: 76.5 (13x17), 2nd half at NC State, 2/3/07
Under 20 percent/half: 16.7 (6x36), 2nd half by UNLV, 11/30/20 in Asheville
Under 25 percent/half and won: 22.7 (5x22), 2nd half at Pittsburgh, 1/18/20
Under 30 percent/both halves: *29.0 (9x31) and 29.0 (9x31) by Virginia Tech, 3/10/20 in Greensboro
Under 30 percent/game: 29.0 (18x62) by UNLV, 11/30/20 in Asheville
Under 35 percent/game and won: 34.5 (10x29), 1st half by Clemson, 1/11/20
Under 40 percent/game and won: 36.9 (24x65) at Virginia Tech, 1/22/20
Under 40 percent/both halves and won: 34.5 (10x29) and 34.8 (8x23), at Virginia Tech, 1/22/20
Under 30 percent in first half and better than 60 percent in second half: 25.0 (10x40) and 65.4 (17x26) by NC State, 2/1/14
50 percent in first half and under 20 percent in second half: 57.1 (16x28) in first half and 16.1 (5x31) in second half at Elon, 11/9/18

OPPONENTS THREE-POINTERS

7: Isaiah Mucius, Wake Forest, 1/20/21
8: Malik Monk, Kentucky, 12/17/16 in Las Vegas
10: Kyle McAlarney, Notre Dame, 11/26/08 in Maui
Player made 7 of 7: Allerik Freeman, NC State, 1/27/18 (7x7)
Player made every att. (min. 5): John Mooney, Notre Dame, 2/12/18 (6x6)
Player missed every att. (min. 5): Prentiss Hubb, Notre Dame, 1/2/21 (0x5)
Two players made at least 5: see below at Iowa, 12/8/20
Three players made at least 5: 7 by Jordan Bohannon, 5 by CJ Fredick, 5 by Joe Wieskamp at Iowa, 12/8/20
5 in a half: by Isaiah Mucius, Wake Forest, 1/20/21
Player attempted 15 3FGs: 16 by Jordan Bohannon at Iowa, 12/8/20
Eight different players made a 3FG: ^Auburn, 3/29/19 in Kansas City, Mo.
Nine different players made a 3FG: Michigan, 11/29/17
Did not make a three-pointer: 0 by Jacksonville (in 5 attempts), 11/27/90 (1,081 consecutive games with at least one three-pointer through Duke)
Made 15 or more: 17 at Iowa, 12/8/20
Made 10 or more/half: 11, first half at Iowa, 12/8/20 (22 attempts)
Opponents made 15 or more/consecutive games: 15 by NC State, 1/27/18, and 15 at Clemson, 1/30/18
Attempted 40 or more: 43 at Iowa, 12/8/20
Shot 60 percent (min. 10 att.): 62.5 (10x16) at Duke, 2/18/15
Shot 65 percent (min. 10 att.): 66.7 (8x12) at Illinois, 11/30/10
Shot less than 10 percent (min. 10 att.): 6.3 (1x16) at Georgia Tech, 3/3/15
Made more than 10 and lost: 11 at Duke, 2/6/21
Made 13 and lost: 13 by Wake Forest, 1/20/21
Made 15 and lost: ^15 by Iona, 3/22/19 in Columbus, Ohio
Made less than five and won: 4 by Duke, 2/8/20
Made more three-pointers than two-pointers: 13 by Wake Forest, 1/20/21 (made 13 threes and 10 twos)
Attempted more three-pointers than two-pointers: Wake Forest, 1/20/21 (attempted 34 threes and 25 twos)

OPPONENTS FREE THROWS

Made 15: *Jerian Grant, Notre Dame, 3/14/15 in Greensboro
Made more than 15: 17 by Zabian Dowdell, Virginia Tech, 2/13/07
Attempted 15: 16 by Trey McGowens at Pitt, 1/5/19
Made 10x10: Tre Jones at Duke, 3/7/20
Made better than 10x10: ^12x12 by Tyler Dorsey, Oregon, 4/1/17 in Phoenix
Shot 100 percent (min. 10): 100.0 (10x10) by Wake Forest, 2/15/11
Shot 100 percent (min. 30): 100.0 (32x32) at Wake Forest, 1/15/05
Shot at least 90 percent, 20 or more attempts: 96.3 (26x27) at Florida State, 1/16/21
Shot at least 85 percent, 30 or more attempts: 87.9 (29x33) at Duke, 3/7/20
Under 30 percent: 27.3 (3x11) by NC State, 1/8/17
Under 40 percent: 30.8 (4x13) by Louisville, 2/22/17
Under 50 percent and won: ^47.1 (8x17) by Auburn, 3/29/19 in Kansas City, Mo.
Made 30 or more: *33 by Duke, 3/10/17 in Brooklyn
Made fewer than five: 4 at Duke, 2/6/21
Attempted 40 or more: 44 at Louisville, 1/31/15 (made 27)
Attempted fewer than five: *3 by Virginia, 3/12/16 in Washington, D.C.
Missed 20 or more: *20 (21x41) by Pitt, 3/14/14 in Greensboro
Only one player attempted: Jordan Taylor, Wisconsin (3x6), 11/30/11
Made more free throws than field goals: at Florida State, 1/16/21 (24 FG, 26 FT)
Made five or fewer and won: 4 by Wofford, 12/15/19
Did not attempt a FT in a half: first half NC Central, 12/12/20
Did not make a FT in a half: at Duke, 2/6/21 (2nd half, 0x2)

OPPONENTS REBOUNDS

15 or more: 15 by Bourama Sidibe at Syracuse, 2/29/20
17: Kerry Blackshear, Virginia Tech, 1/21/19
19: John Mooney, Notre Dame, 1/15/19
20 or more: *21 by Talib Zanna, Pitt, 3/14/14 in Greensboro
10 offensive: 10 by Kerry Blackshear, Virginia Tech, 1/21/19
Two players with 15 or more: 15 by Damion James and 15 by Dexter Pittman, Texas, 12/19/09 in Arlington, Texas
Three players in double-figures: ^Joey Lynch-Flohr (11), Artsiom Parakhouski (10) and Eric Hall (10), Radford, 3/19/09 in Greensboro
Team had 50 rebounds: ^50 by Texas A&M, 3/18/18 in Charlotte
Team had 60 rebounds: 60 by Texas, 12/19/09 in Arlington, Texas
Team had less than 20 rebounds: ^15 by Notre Dame, 3/27/16 in Philadelphia
Team had 25 offensive rebounds: 29 by Butler, 11/26/14 in the Bahamas
Scored 20 second-chance points: 21 at Iowa, 12/8/20
Team had two offensive rebounds: 2 at Georgia Tech, 12/30/20
Team had one offensive rebound: 1 by Yale, 12/30/19
One player had an offensive rebound: 4 by Amir Simms at Clemson, 2/2/21
Scored zero second-chance points: Gonzaga, 12/15/18
Outrebounded UNC by 15 or more: 16 by Ohio State, 12/4/19 (32-48)
Had more offensive rebounds than UNC had defensive: Butler in The Bahamas, 11/26/14 (Butler 29 offensive, UNC 26 defensive)

OPPONENTS DOUBLE-DOUBLES

20 points/15 rebounds: 21/15 by Marvin Bagley III at Duke, 3/3/18
30 points/10 rebounds: *31/11 by Zion Williamson Duke, 3/15/19 in Charlotte
Points & rebounds w/5 or more assists: 17/15/4 by Jordan Bruner, Yale, 12/30/19
Points & rebounds w/7 or more assists: 17/10/7 by Dwayne Sutton, Louisville, 1/12/19
Pts/Reb w/5 or more blocks: 23/11/5 by Quincy Guerrier, Syracuse, 1/12/21

Points & assists: 21/11 by Tre Jones at Duke, 3/7/20

Three players: Lorenzo Brown (12 pts/12 assists), Richard Howell (13 pts/17 reb) and TJ Warren (10 pts, 10 reb), NC State, 2/23/13

Player had three in one season: Marvin Bagley III, Duke, 2018

OPPONENTS TRIPLE DOUBLE

Greivis Vasquez at Maryland, 2/21/09 (35 pts/11 reb/10 assists) (first in ACC game)

OPPONENTS ASSISTS

11: by Tre Jones at Duke, 3/7/20
12: by Melo Trimble, Maryland, 12/1/15
13: *by Luke Loucks, Florida State, 3/11/12 in Atlanta
15 or more: 17 by Kenny Anderson at Georgia Tech, 2/1/90
10 or more assists and no turnovers: Cameron Wright (10 assists) at Pitt, 2/14/15
Team with 30 or more: 30 at Pitt, 2/14/15
Team with 5 or fewer: 5 by Oklahoma State, 11/22/16 in Maui

OPPONENTS TURNOVERS

Player had 7: *Frank Howard, Syracuse, 3/7/18 in Brooklyn
Player had 8: Ky Bowman at Boston College, 1/21/17
Player had 10: Evan Turner, Ohio State, 11/19/09 in New York, N.Y.
20 or more and won: 24 by Michigan State, 11/26/17 in Portland, Ore.
Team committed 25: UNCW, 12/5/18
Team committed 30 or more: 32 by South Carolina State, 11/20/07
Team committed less than 5: *4 by Virginia, 3/10/18 in Brooklyn
UNC scored 0 points off oppt. turnovers: at Notre Dame, 2/6/16 (2 turnovers)
UNC scored less than five points off oppt. turnovers: 4 vs. Wofford, 12/15/19 (5 turnovers)
UNC scored 30 points off oppt. turnovers: 32 at Wake Forest, 2/16/19 (20 turnovers)
UNC scored 35 points off oppt. turnovers: 37 vs. NC State, 1/8/17 (26 turnovers)

OPPONENTS BLOCKS

More than 5: 7 by Manny Bates, NC State, 1/23/21
Team blocked 10 or more shots: 10 at Florida State, 2/3/20

OPPONENTS STEALS

5 or more: 5 by Braxton Beverly, NC State, 1/23/21
8: Ashton Hagans, Kentucky, 12/22/18 in Chicago
Team had 15 or more: 15 at Georgia Tech, 12/31/16 (11 in first half)
Team had 20 or more: 20 at Clemson, 1/17/07

OPPONENTS MISCELLANEOUS (UNC scores listed first)

Led the team in scoring, rebounds and assists: Jose Alvarado at Georgia Tech, 12/30/20 (20 points, 7 rebounds, 7 assists)
Led the team in scoring, rebounds, assists, blocks and steals: Aamir Simms, Clemson, 1/11/20 (20 points, 8 rebounds, 6 assists, 4 blocks, 3 steals)
Four-point play: Andrien White at Wake Forest, 2/11/20
Hit a game-winning shot with no time left: Wendell Moore, Duke, 2/8/20 (in OT)
Hit a game-winning shot less than a second left: Matt Coleman III, Texas, 12/2/20 in Asheville (0.1 second to play)
Hit a game-winning shot less than five seconds left: Nate Laszewski at Notre Dame, 2/17/20 (3FG with 2.4 seconds to play)
Hit a game-tying shot with no time left in regulation: Tre Jones, Duke, 2/8/20
Hit a shot from other side of halfcourt: Louis Dabney, Tulane, 12/16/15, to end first half
Made winning free throws with less than 30 seconds to play: Boston College's Jared Hamilton made two of three FTs with 17 seconds to play, BC won 70-71, 2/1/20
Trailed at the half and won: Duke, 2/8/20 (Duke trailed 44-35, won 96-98 in OT)
Trailed by 10 or more at half and won: Clemson, 1/11/20 (Clemson trailed 39-29, won 76-79 in OT)
Trailed by 10 or more with less than four minutes to play and won: Duke, 2/8/20 (Duke trailed 77-64 with 3:55 to play, won 96-98 in OT)
Trailed by 10 or more with less than two minutes to play and won: Clemson, 1/11/20 (Clemson trailed 68-58 with 1:56 to play, won 76-79 in overtime)
Trailed by 15 and won: at Notre Dame, 2/17/20 (ND trailed 64-49, won 76-77)
Trailed by more than 15 and won: 16 at Northern Iowa (UNI trailed 50-34, won 67-71)
Trailed by 20 or more and won: 24 at Florida State, 1/22/04 (FSU trailed 42-18 in first half, won 81-90 in overtime)
Trailed by 20 and took the lead: at Virginia Tech, 1/24/16 (UNC led 36-16, VT took a 59-61 lead, but UNC won 75-70)
Led Carolina by 20 or more at halftime: *21 by Syracuse (22-43), 3/10/20 in Greensboro
Led Carolina by 20 or more at halftime in Chapel Hill: 20 by Georgia Tech (27-47), 1/4/20
Led Carolina by 25 or more at halftime: 27 at Duke (26-53), 3/6/10
Led Carolina by 30: *30 by Syracuse (51-81), 3/10/20 in Greensboro
Led Carolina by more than 30: 32 at Indiana (51-83), 11/27/12
Led Carolina by 35 or more: 36 at Duke (37-73), 3/6/10
Scored more than 15 straight: 17-0 run at Louisville, 2/22/20
Scored 19 straight: 19-0 run by Michigan, 11/28/19 in The Bahamas
Scored first 10 points: UNLV led 0-13, 11/30/20 in Asheville (UNC won, 78-51)
Scored first 14 points: *Miami led 0-14 in Brooklyn, 3/8/18 (UNC won, 82-65)
Outscored UNC by more than 20 in a half: *Syracuse, 3/10/20 (22-43, first half)
Outscored UNC by more than 20 in a half in Chapel Hill: Ohio State, 12/4/19 (22-45, second half)

2020-21 BOX SCORES: GAMES 1-4



Col. of Charleston vs North Carolina 11/25/20 6:00 pm at Chapel Hill, NC

Col. of Charleston 60 • 0-1,0-0 CAA

#	Player	Total		3-Ptr		Rebounds			PF	TP	A TO Blk Stl				Min
		FG	FGA	FG	FGA	FT	FTA	Off Def Tot			A	TO	Blk	Stl	
21	Lorenzo Edwards	f	1-4	1-4	0-0	0	4	4	4	3	3	2	2	3	26
33	Osinachi Smart	c	3-4	0-0	0-2	4	8	12	2	6	1	1	0	0	34
00	Payton Willis	g	4-10	2-6	3-4	0	3	3	0	13	2	2	0	0	34
12	Zep Jasper	g	4-9	1-3	0-0	1	5	6	2	9	3	1	0	0	23
55	Brevin Galloway	g	6-14	3-6	0-2	0	2	2	0	15	3	2	1	2	27
02	D'Avian Houston	g	0-1	0-1	1-2	0	1	1	0	1	0	0	0	0	2
03	DeAngelo Epps	g	1-4	0-1	0-0	0	0	0	1	2	0	3	0	0	17
04	Dontavious King	g	3-4	1-1	0-0	0	0	0	5	7	0	0	0	0	8
05	Brenden Tucker	g	1-8	0-0	0-0	1	1	2	3	2	0	2	0	0	18
10	Cameron Copeland	g	1-1	0-0	0-0	0	1	1	1	2	1	0	0	0	7
11	Samba Ndiaye	g	0-0	0-0	0-0	0	0	0	0	0	0	0	0	0	1
14	Keegan Harvey	g	0-1	0-1	0-0	0	0	0	2	0	0	0	0	0	3
Team						2	1	3			2				
Totals			24-60		8-23		4-10		8	26	34		20	60	13 15 3 5 200
FG % 1st Half: 13-31		41.9%	2nd half: 11-29		37.9%	Game: 24-60		40.0%	Deadball Rebounds 2,1						
3FG % 1st Half: 4-12		33.3%	2nd half: 4-11		36.4%	Game: 8-23		34.8%							
FT % 1st Half: 2-5		40.0%	2nd half: 2-5		40.0%	Game: 4-10		40.0%							

North Carolina 79 • 1-0,0-0 ACC

#	Player		Total	3-Ptr	Rebounds											
			FG	FGA	FT	FTA	Off	Def	Tot	PF	TP	A	TO	Blk	Stl	Min
05	Armando Bacot	f	4-5	0-0	4-6	3	5	8	0	12	0	1	3	0	0	22
15	Garrison Brooks	f	3-10	0-0	0-0	2	9	11	2	6	1	4	2	0	0	28
01	Leaky Black	g	2-8	0-2	0-0	1	1	2	1	4	1	1	1	1	28	
02	Caleb Love	g	4-11	1-4	8-8	0	1	1	3	17	4	1	0	2	26	
04	RJ Davis	g	4-9	1-3	2-4	2	2	4	3	11	1	1	0	1	27	
03	Andrew Platek	g	2-9	1-5	0-0	1	2	3	2	5	1	0	2	4	21	
11	Day/Ron Sharpe	g	4-8	0-0	5-6	5	5	10	3	13	2	0	1	2	22	
13	Walker Kessler	g	3-4	0-1	0-0	2	2	4	1	6	0	1	0	0	5	
14	Puff Johnson	g	1-1	1-1	0-0	0	0	0	0	3	0	0	0	0	3	
22	Walker Miller	g	1-2	0-0	0-0	0	0	0	1	2	0	0	0	0	2	
24	Kerwin Walton	g	0-3	0-1	0-0	0	2	2	0	0	2	0	0	0	11	
25	Creighton Lebo	g	0-0	0-0	0-0	0	1	1	0	0	0	0	0	0	1	
30	K.J. Smith	g	0-0	0-0	0-0	0	0	0	0	0	0	0	0	0	2	
34	Duwe Farris	g	0-0	0-0	0-0	0	0	0	0	0	0	0	0	0	1	
35	Ryan McAdoo	g	0-1	0-1	0-0	0	0	0	0	0	0	0	0	0	1	
Team						1	2	3								
Totals			28-71	4-18	19-24	17	32	49	16	79	12	9	9	10	200	
FG % 1st Half: 15-31			48.4%	2nd half: 13-40			32.5%	Game: 28-71			39.4%	Deadball Rebounds 4				
3FG % 1st Half: 3-8			37.5%	2nd half: 1-10			10.0%	Game: 4-18			22.2%					
FT % 1st Half: 6-7			85.7%	2nd half: 13-17			76.5%	Game: 19-24			79.2%					

Officials: Scott Arbogast,Raymie Styons,Roger Ayers
Technical fouls: Col. of Charleston-None. North Carolina-None.
Attendance:

2020-21 Men's Basketball. Round: 0. Col. of Charleston vs North Carolina. Play

Score by periods	1st	2nd	Total
Col. of Charleston	32	28	60
North Carolina	39	40	79

1

North Carolina vs UNLV 11/30/20 7:00 pm at Asheville, NC

North Carolina 78 • 2-0,0-0 ACC

#	Player	Total		3-Ptr		Rebounds			PF	TP	A TO Blk Stl				Min
		FG	FGA	FG	FGA	FT	FTA	Off Def Tot			A	TO	Blk	Stl	
05	Armando Bacot	f	4-4	0-0	4-4	2	3	5	3	12	1	3	0	0	20
15	Garrison Brooks	f	5-13	0-0	4-8	3	4	7	1	14	1	1	0	3	23
01	Leaky Black	g	1-9	1-3	2-2	4	6	10	1	5	2	0	1	2	25
02	Caleb Love	g	2-9	0-5	2-4	0	3	3	1	6	4	3	3	1	27
04	RJ Davis	g	5-9	3-4	3-3	2	4	6	1	16	1	1	0	0	28
03	Andrew Platek	g	4-6	2-4	1-2	1	2	3	3	11	0	2	0	0	15
11	Day/Ron Sharpe	g	0-0	0-0	1-4	1	5	6	1	1	1	4	1	0	16
13	Walker Kessler	g	3-3	0-0	1-1	4	2	6	0	7	0	0	0	1	14
14	Puff Johnson	g	0-1	0-1	0-0	0	1	1	2	0	0	1	0	0	3
22	Walker Miller	g	0-1	0-0	2-2	1	0	1	2	2	0	0	0	0	5
24	Kerwin Walton	g	1-2	1-2	0-0	0	2	2	0	3	1	0	0	0	13
25	Creighton Lebo	g	0-1	0-1	0-0	0	0	0	0	0	0	0	0	0	2
30	K.J. Smith	g	0-1	0-0	1-2	0	1	1	0	1	0	0	0	0	3
34	Duwe Farris	g	0-0	0-0	0-0	0	1	1	0	0	0	0	0	0	2
35	Ryan McAdoo	g	0-1	0-0	0-0	0	0	0	0	0	0	1	0	0	4
Team						1	1	2							
Totals			25-60		7-20		21-32		19	35	54		15	78	11 16 5 7 200
FG % 1st Half: 13-32		40.6%	2nd half: 12-28		42.9%	Game: 25-60		41.7%	Deadball Rebounds 5						
3FG % 1st Half: 5-12		41.7%	2nd half: 2-8		25.0%	Game: 7-20		35.0%							
FT % 1st Half: 6-12		50.0%	2nd half: 15-20		75.0%	Game: 21-32		65.6%							

UNLV 51 • 0-2,0-0 Mountain

#	Player	Total		3-Ptr		Rebounds			PF	TP	A TO Blk Stl				Min
		FG	FGA	FG	FGA	FT	FTA	Off Def Tot			A	TO	Blk	Stl	
34	Cheikh Mbacque Diong	f	2-2	0-0	0-0	2	3	5	4	4	0	0	1	0	21
03	Caleb Grill	g	3-10	3-9	1-3	0	4	4	2	10	1	2	0	4	31
05	David Jenkins Jr.	g	1-9	1-8	1-2	1	1	2	2	4	0	3	0	0	20
13	Bryce Hamilton	g	7-19	1-6	0-1	0	4	4	1	15	2	3	0	1	30
31	Marvin Coleman	g	2-4	1-3	1-4	0	0	0	4	6	3	1	0	2	29
00	Donavan Yap	g	0-2	0-1	0-0	0	0	0	0	0	1	0	0	0	4
01	Moses Wood	g	1-8	1-5	0-0	3	3	6	2	3	0	1	0	0	22
10	Edoardo Del Cadia	g	0-0	0-0	2-3	2	1	3	0	2	0	1	0	0	6
15	Reece Brown	g	0-0	0-0	0-0	1	0	1	4	0	0	0	1	1	8
22	Nick Blake	g	2-5	1-3	2-2	1	2	3	1	7	0	2	1	0	14
30	Devin Tillis	g	0-3	0-2	0-0	1	0	1	5	0	0	1	0	2	15
Team						3	3	6							
Totals			18-62		8-37		7-15		14	21	35		25	51	7 17 3 10 200
FG % 1st Half: 12-26		46.2%	2nd half: 6-36		16.7%	Game: 18-62		29.0%	Deadball Rebounds 3,1						
3FG % 1st Half: 5-16		31.3%	2nd half: 3-21		14.3%	Game: 8-37		21.6%							
FT % 1st Half: 1-5		20.0%	2nd half: 6-10		60.0%	Game: 7-15		46.7%							

Officials: Tony Crisp,Keith Fogleman,Brent Hampton
Technical fouls: North Carolina-None. UNLV-None.
Attendance:
2020-21 Men's Basketball. Round: 0. North Carolina vs UNLV. Played at Harrah's

Score by periods	1st	2nd	Total
North Carolina	37	41	78
UNLV	30	21	51

2

North Carolina vs Stanford 12/01/20 4:00 pm at Asheville, NC

North Carolina 67 • 3-0,0-0 ACC

		Total		3-Ptr		Rebounds												
#	Player	FG	FGA	FG	FGA	FT	FTA	Off	Def	Tot	PF	TP	A	TO	Blk	Stl	Min	
05	Armando Bacot	f	4-5	0-0	2-3	2	4	6	2	10	0	4	0	0	0	20		
15	Garrison Brooks	f	4-8	0-0	2-5	5	4	9	4	10	1	0	0	0	0	30		
01	Leaky Black	g	3-5	0-0	4-6	1	6	7	1	10	1	4	0	1	1	34		
02	Caleb Love	g	6-18	2-6	2-2	1	2	3	3	16	2	5	1	0	1	36		
04	RJ Davis	g	3-8	2-4	3-3	1	3	4	3	11	1	3	0	0	0	27		
03	Andrew Platek		1-3	0-1	2-2	0	1	1	1	4	0	2	0	2	2	16		
11	Day/Ron Sharpe		2-3	0-0	0-0	1	6	7	2	4	4	3	4	2	19			
13	Walker Kessler		0-0	0-0	0-3	0	0	0	4	0	0	0	0	1	9			
14	Puff Johnson		1-1	0-0	0-0	0	0	0	0	2	0	0	0	0	2			
24	Kerwin Walton		0-1	0-1	0-0	1	0	1	2	0	2	2	0	0	0	7		
Team						3	2	5					1					
Totals			24-52	4-12	15-24	15	28	43	22	67	11	24	5	6	20			
FG 1st Half: 13-30		43.3%	2nd half: 11-22	50.0%	Game: 24-52		46.2%											Deadball
3FG 1st Half: 1-6		16.7%	2nd half: 3-6	50.0%	Game: 4-12		33.3%											Rebounds
FT 1st Half: 2-4		50.0%	2nd half: 13-20	65.0%	Game: 15-24		62.5%											5

2020-21 BOX SCORES: GAMES 5-8



North Carolina vs Iowa 12/08/20 6:30 pm at Iowa City, IA

5

North Carolina 80 • 3-2,0-0 ACC

#	Player	Total		3-Ptr		Rebounds			PF	TP	A TO Blk Stl				Min
		FG-FGA	FG-FGA	FT-FTA	FT-FTA	Off	Def	Tot			A	TO	Blk	Stl	
05	Armando Bacot	r	2-4	0-0	0-0	3	8	11	5	4	0	2	1	0	22
15	Garrison Brooks	g	7-11	0-0	3-3	4	4	8	4	17	2	2	0	0	33
01	Leaky Black	g	4-10	1-1	0-0	1	8	9	2	9	2	1	0	2	28
02	Caleb Love	g	4-13	1-4	2-3	2	2	4	1	11	6	4	0	1	31
04	RJ Davis	g	4-8	2-5	2-4	0	2	2	1	12	8	3	0	0	34
03	Andrew Platek	g	3-7	2-3	2-2	0	1	1	0	10	0	2	0	0	16
11	Day/Ron Sharpe	g	5-6	0-0	3-6	2	4	6	4	13	1	3	0	2	14
13	Walker Kessler	g	1-3	0-0	0-2	1	0	1	1	2	0	0	1	0	6
14	Puff Johnson	g	1-1	0-0	0-0	0	0	0	0	2	0	0	0	0	4
24	Kerwin Walton	g	0-2	0-2	0-0	0	2	2	0	0	3	1	0	2	12
Team						2	1	3							
Totals			31-65	6-15	12-20	15	32	47	18	80	22	18	2	7	200

FG % 1st Half: 13-32 40.6% 2nd half: 18-33 54.5% Game: 31-65 47.7% Deadball
3FG % 1st Half: 2-8 25.0% 2nd half: 4-7 57.1% Game: 6-15 40.0% Rebounds
FT % 1st Half: 3-4 75.0% 2nd half: 9-16 56.3% Game: 12-20 60.0% 3

Iowa 93 • 4-0,0-0 Big Ten

#	Player	Total		3-Ptr		Rebounds			PF	TP	A TO Blk Stl				Min
		FG-FGA	FG-FGA	FT-FTA	FT-FTA	Off	Def	Tot			A	TO	Blk	Stl	
55	Luka Garza	c	6-20	0-1	4-8	7	7	14	4	16	2	1	4	1	35
05	CJordan Bohannon	g	8-17	7-16	1-2	0	0	0	0	24	6	4	0	0	32
03	CJ Fredrick	g	8-11	5-7	0-0	0	0	0	1	21	0	1	0	2	34
10	Joe Wieskamp	g	7-12	5-7	0-0	2	7	9	3	19	5	3	0	1	32
03	Connor McCaffery	g	0-0	0-0	0-0	0	2	2	4	0	2	0	0	2	17
02	Joe Toussaint	g	2-3	0-1	2-3	0	1	1	2	6	3	1	0	0	11
01	Jack Nunge	g	2-9	0-5	0-0	2	1	3	3	4	2	0	0	0	22
15	Keegan Murray	g	1-1	0-0	1-1	1	0	1	0	3	0	0	1	1	6
22	Patrick McCaffery	g	0-3	0-3	0-0	1	3	4	0	0	2	0	0	1	11
Team						1	3	4							
Totals			34-76	17-40	8-14	14	24	38	17	93	22	11	5	8	200

FG % 1st Half: 15-35 42.9% 2nd half: 19-41 46.3% Game: 34-76 44.7% Deadball
3FG % 1st Half: 11-22 50.0% 2nd half: 6-18 33.3% Game: 17-40 42.5% Rebounds
FT % 1st Half: 2-4 50.0% 2nd half: 6-10 60.0% Game: 8-14 57.1% 2

Officials: Courtney Green,Larry Scirotti,Bo Boroski
Technical fouls: North Carolina-None. Iowa-None.
Attendance: 583
2020-21 Men's Basketball. Round: 0. Iowa vs North Carolina. Played at Carver-H

Score by periods	1st	2nd	Total
North Carolina	31	49	80
Iowa	43	50	93

N.C. Central vs North Carolina 12/12/20 2:00 pm at Chapel Hill, NC

6

N.C. Central 67 • 1-3,0-0 MEAC

#	Player	Total		3-Ptr		Rebounds			PF	TP	A TO Blk Stl				Min
		FG-FGA	FG-FGA	FT-FTA	FT-FTA	Off	Def	Tot			A	TO	Blk	Stl	
25	Nehemie Kabeya	r	0-0	0-0	0-0	0	1	1	3	0	0	0	0	0	5
00	Jamir Moultrie	g	4-6	2-4	0-0	0	1	1	5	10	0	4	0	0	18
12	Jordan Perkins	g	0-4	0-0	0-0	0	2	2	0	0	4	2	0	2	17
22	C.J. Keyser	g	9-18	1-3	0-0	0	5	5	3	19	2	3	0	3	33
24	Nicolas Fennell	g	4-8	1-1	2-2	2	2	4	4	11	1	2	1	2	27
01	Mike Melvin	g	2-3	0-0	2-2	1	1	2	1	6	3	2	0	2	23
02	Justin Wright	g	0-0	0-0	0-0	0	0	0	0	0	0	0	0	0	1
03	Ty Graves	g	0-3	0-1	0-0	0	2	2	1	0	0	0	0	0	14
05	Deven Palmer	g	1-3	1-3	0-0	0	1	1	0	3	0	0	0	0	13
13	Justin Whatley	g	4-7	2-4	3-4	0	2	2	4	13	4	0	0	1	25
21	Kobby Ayetey	g	1-1	1-1	0-0	0	1	1	2	3	0	0	0	0	5
23	Jahnathan Maxwell	g	1-5	0-2	0-0	0	0	0	0	2	0	0	0	0	19
Team						3	1	4							
Totals			26-58	8-19	7-8	6	19	25	23	67	14	15	1	10	200

FG % 1st Half: 12-28 42.9% 2nd half: 14-30 46.7% Game: 26-58 44.8% Deadball
3FG % 1st Half: 4-8 50.0% 2nd half: 4-11 36.4% Game: 8-19 42.1% Rebounds
FT % 1st Half: 0-0 0.0% 2nd half: 7-8 87.5% Game: 7-8 87.5% 1,1

North Carolina 73 • 4-2,0-0 ACC

#	Player	Total		3-Ptr		Rebounds			PF	TP	A TO Blk Stl				Min
		FG-FGA	FG-FGA	FT-FTA	FT-FTA	Off	Def	Tot			A	TO	Blk	Stl	
05	Armando Bacot	r	6-7	0-0	7-10	5	6	11	2	19	0	1	1	1	28
15	Garrison Brooks	r	1-3	0-0	3-4	3	1	4	2	5	1	1	0	0	24
01	Leaky Black	g	1-3	0-2	1-2	1	6	7	2	3	1	2	1	1	23
02	Caleb Love	g	4-9	0-2	4-5	0	3	3	3	12	4	6	1	3	32
04	RJ Davis	g	2-10	0-5	2-2	0	1	1	2	6	3	3	0	0	33
03	Andrew Platek	g	4-6	2-3	1-1	0	0	0	1	11	1	1	0	1	14
11	Day/Ron Sharpe	g	4-8	0-0	4-4	1	5	6	1	12	2	0	2	1	21
13	Walker Kessler	g	1-2	0-1	3-3	0	1	1	2	5	0	3	1	0	7
14	Puff Johnson	g	0-1	0-1	0-0	0	0	0	0	0	0	0	0	0	7
24	Kerwin Walton	g	0-1	0-1	0-0	0	1	1	0	0	1	1	0	0	11
Team						1	2	3							
Totals			23-50	2-15	25-31	11	26	37	15	73	13	18	6	7	200

FG % 1st Half: 9-23 39.1% 2nd half: 14-27 51.9% Game: 23-50 46.0% Deadball
3FG % 1st Half: 0-7 0.0% 2nd half: 2-8 25.0% Game: 2-15 13.3% Rebounds
FT % 1st Half: 12-18 66.7% 2nd half: 13-13 100.0% Game: 25-31 80.6% 2

Officials: Anthony Franklin,Jerry Heater,Raymie Styons
Technical fouls: N.C. Central-None. North Carolina-None.
Attendance:
2020-21 Men's Basketball. Round: 0. N.C. Central vs North Carolina. Played at

Score by periods	1st	2nd	Total
N.C. Central	28	39	67
North Carolina	30	43	73

North Carolina vs Kentucky 12/19/20 2:00 pm at Cleveland, OH

7

North Carolina 75 • 5-2,0-0 ACC

#	Player	Total		3-Ptr		Rebounds			PF	TP	A TO Blk Stl				Min
		FG-FGA	FG-FGA	FT-FTA	FT-FTA	Off	Def	Tot			A	TO	Blk	Stl	
05	Armando Bacot	r	5-8	0-0	4-6	5	3	8	2	14	1	0	2	0	28
15	Garrison Brooks	r	5-7	0-1	1-3	2	4	6	4	11	1	3	1	1	26
01	Leaky Black	g	1-7	0-3	4-6	1	5	6	3	6	0	0	0	1	32
02	Caleb Love	g	4-14	0-5	3-3	0	0	0	4	11	6	2	0	0	30
04	RJ Davis	g	1-6	1-4	0-1	0	0	0	2	3	1	0	0	0	17
03	Andrew Platek	g	2-6	1-3	1-2	1	3	4	4	6	2	1	0	0	24
11	Day/Ron Sharpe	g	3-8	0-1	1-4	6	5	11	3	7	2	2	0	0	21
13	Walker Kessler	g	1-1	0-0	0-0	0	1	1	1	2	0	0	0	0	2
14	Puff Johnson	g	1-1	0-0	0-0	0	1	1	1	2	0	0	0	0	5
24	Kerwin Walton	g	3-3	3-3	4-4	0	0	0	0	13	1	2	0	0	15
25	Creighton Lebo	g	0-0	0-0	0-0	0	0	0	0	0	0	0	0	0	0+
30	K.J. Smith	g	0-0	0-0	0-0	0	0	0	0	0	0	0	0	0	0+
35	Ryan McAdoo	g	0-0	0-0	0-0	0	0	0	0	0	0	0	0	0	0+
Team						0	1	1							
Totals			26-61	5-20	18-29	15	23	38	25	75	14	11	3	2	200

FG % 1st Half: 15-30 50.0% 2nd half: 11-31 35.5% Game: 26-61 42.6% Deadball
3FG % 1st Half: 2-10 20.0% 2nd half: 3-10 30.0% Game: 5-20 25.0% Rebounds
FT % 1st Half: 2-5 40.0% 2nd half: 16-24 66.7% Game: 18-29 62.1% 3,1

Kentucky 63 • 1-5,0-0 SEC

#	Player		Total		3-Ptr	Rebounds					PF	TP	A TO Blk Stl				Min
			FG-FGA	FG-FGA	FT-FTA	Off	Def	Tot	A	TO			Blk	Stl			
23	Isaiah Jackson	f	1-2	0-0	1-2	1	4	5	3	0	2	1	0	15			
30	Olivier Sarr	f	0-0	0-0	2-4	1	3	4	5	2	1	3	1	19			
03	Brandon Boston Jr.	g	5-14	0-3	5-8	3	4	7	3	15	2	2	1	0	35		
05	Terrence Clarke	g	3-11	0-3	0-1	0	3	3	5	6	0	3	0	0	25		
10	Davion Mintz	g	6-11	3-6	2-5	3	5	8	3	17	2	2	0	0	37		
00	Jacob Toppin		1-6	0-0	2-2	1	1	2	0	4	0	1	0	1	19		
02	Devin Askew		3-6	0-1	6-8	1	3	4	2	12	3	2	1	1	26		
11	Dontaie Allen		0-0	0-0	0-0	0	0	0	1	0	0	0	0	1	1		
21	Cam/Ron Fletcher		0-0	0-0	0-0	0	0	0	1	0	0	0	0	1	2		
55	Lance Ware		2-3	0-0	0-0	4	3	7	5	4	0	1	0	2	21		
	Team					0	2	2									
Totals			21-53	3-13	18-30	14	28	42	30	63	8	16	4	5	200		

2020-21 BOX SCORES: GAMES 9-12



North Carolina vs Georgia Tech 12/30/20 8:00 pm at Atlanta, GA

9

North Carolina 67 • 5-4,0-2 ACC

		Total	3-Ptr		Rebounds										
#	Player	FG-FGA	FT-FTA	FT-FTA	Off	Def	Tot	PF	TP	A	TO	Blk	Stl	Min	
05	Armando Bacot	f	5-8	0-0	4-6	0	5	5	3	14	0	3	0	2	23
11	Day/Ron Sharpe	f	3-6	0-0	1-4	3	4	7	0	7	1	1	0	2	19
03	Andrew Platek	g	1-5	1-5	0-0	0	1	1	3	3	1	2	0	0	15
04	RJ Davis	g	1-7	1-3	2-2	0	3	3	2	5	3	3	0	0	24
24	Kerwin Walton	g	3-4	3-4	0-0	1	1	2	1	9	4	1	0	1	23
01	Leaky Black	g	5-7	0-2	0-0	1	2	3	2	10	2	3	1	1	29
02	Caleb Love	g	3-10	2-5	0-0	0	2	2	2	8	4	4	0	1	25
13	Walker Kessler	g	0-2	0-0	0-0	1	1	2	0	0	0	0	0	0	8
14	Puff Johnson	g	0-0	0-0	2-2	0	0	0	1	2	1	0	0	0	5
15	Garrison Brooks	g	4-7	1-1	0-0	3	8	11	3	9	1	1	1	0	29
Team						1	0	1							

FG % 1st Half: 13-27 48.1% 2nd half: 12-29 41.4% Game: 25-56 44.6%
 3FG % 1st Half: 2-8 25.0% 2nd half: 6-12 50.0% Game: 8-20 40.0%
 FT % 1st Half: 7-7 100.0 2nd half: 2-7 28.6% Game: 9-14 64.3%

Deadball
Rebounds
3

Georgia Tech 72 • 5-3,1-1 ACC

		Total		3-Ptr	Rebounds											
#	Player	FG-FGA	FT-FTA	FG-FGA	FT-FTA	Off	Def	Tot	PF	TP	A	TO	Blk	Stl	Min	
04	Jordan Usher	f	6-13	2-5	0-1	0	1	1	4	14	2	1	0	0	31	
05	Moses Wright	f	3-10	0-2	2-3	1	5	6	4	8	1	2	1	5	39	
00	Michael Devoe	g	7-11	4-7	2-4	0	2	2	0	20	4	5	0	0	37	
03	Bubba Parham	g	3-4	3-4	0-1	0	4	4	3	9	3	1	0	2	27	
10	Jose Alvarado	g	8-10	1-3	3-5	0	7	7	2	20	7	3	0	3	36	
01	Kyle Sturdivant		0-0	0-0	0-0	0	0	0	0	0	0	0	0	0	1	
12	Khalid Moore		0-1	0-1	1-2	0	3	3	3	1	1	1	1	1	21	
24	Rodney Howard		0-2	0-0	0-0	0	0	0	1	0	0	0	0	0	8	
Team						1	1	2								
Totals			27-51	10-22	8-16	2	23	25	17	72	18	13	2	11	200	

FG % 1st Half: 11-25 44.0% 2nd half: 16-26 61.5% Game: 27-51 52.9%
 3FG % 1st Half: 4-13 30.8% 2nd half: 6-9 66.7% Game: 10-22 45.5%
 FT % 1st Half: 3-7 42.9% 2nd half: 5-9 55.6% Game: 8-16 50.0%

Deadball
Rebounds
3

Officials: Lee Cassell, Clarence Armstrong, Ron Groover
 Technical fouls: North Carolina-None. Georgia Tech-None.
 Attendance: 1200
 2020-21 Men's Basketball. Round: 0. Georgia Tech vs North Carolina. Played at

Score by periods	1st	2nd	Total
North Carolina	35	32	67
Georgia Tech	29	43	72

Notre Dame vs North Carolina 01/02/21 4:00 pm at Chapel Hill, NC

10

Notre Dame 65 • 3-6,0-3 ACC

#	Player		Total		3-Ptr		Rebounds			PF	TP	A	TO	Blk	Stl	Min
			FG-FGA	FT-FTA	FG-FGA	FT-FTA	Off	Def	Tot							
11	Juwan Durham	f	4-6	0-0	0-3	0	2	2	3	8	3	1	1	0	17	
14	Nate Laszewski	f	9-14	7-11	0-1	0	9	9	3	25	0	1	1	0	36	
03	Prentiss Hubb	g	7-12	0-5	0-0	0	1	1	0	14	5	3	0	1	37	
05	Cormac Ryan	g	2-8	1-6	0-0	0	3	3	2	5	5	1	0	1	38	
23	Dane Goodwin	g	2-9	2-5	0-0	1	3	4	0	6	1	3	0	2	30	
12	Tony Sanders Jr.		0-0	0-0	0-0	0	0	0	0	0	0	0	0	0	1	
13	Nikola Djogo		2-4	1-1	0-0	0	0	0	1	5	2	0	0	1	18	
25	Matt Zona		0-1	0-1	0-0	2	3	5	1	0	1	0	1	1	18	
31	Elijah Morgan		0-1	0-1	2-2	0	0	0	1	2	0	0	0	0	5	
Team						0	2	2					1			
Totals			26-55	11-30	2-6	3	23	26	11	65	17	10	3	6	200	

FG % 1st Half: 11-28 39.3% 2nd half: 15-27 55.6% Game: 26-55 47.3%
 3FG % 1st Half: 6-16 37.5% 2nd half: 5-14 35.7% Game: 11-30 36.7%
 FT % 1st Half: 2-2 100.0 2nd half: 0-4 0.0% Game: 2-6 33.3%

Deadball
Rebounds
3,1

North Carolina 66 • 6-4,1-2 ACC

#	Player		Total		3-Ptr		Rebounds			PF	TP	A	TO	Blk	Stl	Min			
			FG-FGA	FT-FTA	FG-FGA	FT-FTA	Off	Def	Tot										
05	Armando Bacot	f	1-7	0-0	2-4	5	5	10	2	4	1	1	0	1	18				
11	Day/Ron Sharpe	f	9-19	0-0	7-9	8	2	10	2	25	1	2	0	1	29				
01	Leaky Black	g	3-7	1-2	1-1	3	1	4	2	8	3	0	0	0	30				
02	Caleb Love	g	2-7	1-3	0-0	0	0	0	1	5	0	2	0	0	15				
24	Kerwin Walton	g	4-8	4-8	0-0	0	1	1	0	12	3	1	0	0	27				
03	Andrew Platek		0-2	0-2	0-0	0	5	5	0	0	1	0	0	0	15				
04	RJ Davis		1-6	1-6	0-0	0	3	3	0	3	2	2	0	0	23				
13	Walker Kessler		1-4	0-0	0-0	1	1	2	1	2	0	1	1	0	5				
14	Puff Johnson		1-2	0-1	0-0	1	1	2	0	2	0	0	1	1	10				
15	Garrison Brooks		2-7	1-1	0-0	3	5	8	2	5	4	0	0	1	28				
Team						1	3	4											
Totals				24-69		8-23		10-14		22	27	49	10	66	15	9	2	4	200

FG % 1st Half: 10-32 31.3% 2nd half: 14-37 37.8% Game: 24-69 34.8%
 3FG % 1st Half: 4-12 33.3% 2nd half: 4-11 36.4% Game: 8-23 34.8%
 FT % 1st Half: 5-7 71.4% 2nd half: 5-7 71.4% Game: 10-14 71.4%

Deadball
Rebounds
3

Officials: Lamar Simpson, Keith Kimble, Raymie Styns
 Technical fouls: Notre Dame-None. North Carolina-None.
 Attendance:
 2020-21 Men's Basketball. Round: 0. North Carolina vs Notre Dame. Played at Sm

Score by periods	1st	2nd	Total
Notre Dame	30	35	65
North Carolina	29	37	66

North Carolina vs Miami (FL) 01/05/21 8:00 pm at Coral Gables, FL

11

North Carolina 67 • 7-4,2-2 ACC

#	Player		Total		3-Ptr		Rebounds			PF	TP	A	TO	Blk	Stl	Min
			FG-FGA	FT-FTA	FG-FGA	FT-FTA	Off	Def	Tot							
05	Armando Bacot	f	1-3	0-0	5-5	0	2	2	3	7	0	1	0	0	20	
11	Day/Ron Sharpe	f	4-12	0-0	4-5	7	9	16	3	12	0	3	1	2	27	
01	Leaky Black	g	6-9	4-4	0-2	2	7	9	3	16	3	2	1	2	35	
04	RJ Davis	g	1-5	0-2	0-0	0	0	0	2	2	0	3	0	0	15	
24	Kerwin Walton	g	4-8	3-7	2-2	0	1	1	2	13	4	3	1	1	21	
02	Caleb Love	g	1-9	1-3	0-0	0	4	4	3	3	4	4	0	1	28	
03	Andrew Platek	g	3-6	1-3	0-0	1	0	1	2	7	1	1	0	1	21	
13	Walker Kessler	g	0-1	0-0	1-2	0	2	2	1	1	0	1	0	0	5	
14	Puff Johnson	g	0-1	0-1	0-0	0	1	1	0	0	0	0	0	0	3	
15	Garrison Brooks	g	1-7	0-0	4-6	3	4	7	4	6	1	2	3	2	25	
Team						1	1	2								
Totals			21-61	9-20	16-22	14	31	45	23	67	13	20	6	9	200	

FG % 1st Half: 9-29 31.0% 2nd half: 12-32 37.5% Game: 21-61 34.4%
 3FG % 1st Half: 5-11 45.5% 2nd half: 4-9 44.4% Game: 9-20 45.0%
 FT % 1st Half: 9-12 75.0% 2nd half: 7-10 70.0% Game: 16-22 72.7%

Deadball
Rebounds
5

Miami (FL) 65 • 4-5,0-4 ACC

#	Player		Total		3-Ptr		Rebounds			PF	TP	A	TO	Blk	Stl	Min
			FG-FGA	FT-FTA	FG-FGA	FT-FTA	Off	Def	Tot							
33	Matt Cross	f	2-4	2-4	0-0	0	3	3	3	6	2	2	1	2	28	
03	Nysier Brooks	c	5-8	0-0	0-0	2	4	6	5	10	0	1	2	2	21	
02	Isaiah Wong	g	3-8	0-1	2-2	1	3	4	2	8	0	1	0	0	30	
05	Harlond Beverly	g	3-14	0-4	3-5	0	2	2	1	9	2	3	0	2	34	
13	Earl Timberlake	g	3-13	0-3	6-7	2	3	5	3	12	5	5	2	5	37	
01	Anthony Walker		3-8	0-2	3-3	0	3	3	1	9	0	1	1	1	15	
04	Elijah Olaniyi		3-6	1-2	4-4	2	1	3	1	11	0	0	0	1	19	
22	Deng Gak		0-2	0-0	0-1	2	3	5	1	0	0	1	1	1	16	
Team						3	5	8								
Totals			22-63	3-16	18-22	12	27	39	17	65	9	14	7	14	200	

2020-21 BOX SCORES: GAMES 13-16



North Carolina vs Florida St. 01/16/21 12:00 pm at Tallahassee, FL

13

North Carolina 75 • 8-5,3-3 ACC

#	Player	Total		3-Ptr		Rebounds			PF	TP	A	TO	Blk	Stl	Min
		FG-FGA	FG-FGA	FT-FTA	FT-FTA	Off	Def	Tot							
05	Armando Bacot	f	3-6	0-0	3-5	3	2	5	1	9	1	0	0	0	18
15	Garrison Brooks	f	3-5	0-0	6-7	0	1	1	3	12	3	2	0	2	33
01	Leaky Black	g	0-3	0-1	0-0	2	2	4	4	0	3	2	0	2	21
02	Caleb Love	g	4-10	3-6	0-0	1	1	2	1	11	0	4	0	2	22
24	Kerwin Walton	g	5-13	4-10	0-0	0	2	2	4	14	2	2	0	0	29
00	Anthony Harris		2-2	1-1	0-0	0	0	0	1	5	3	0	0	0	8
03	Andrew Platek		1-6	0-2	0-0	1	0	1	1	2	2	0	0	1	19
04	RJ Davis		6-9	2-3	2-2	0	4	4	1	16	3	1	0	1	20
11	Day/Ron Sharpe		3-7	0-0	0-0	4	2	6	2	6	2	2	1	0	21
13	Walker Kessler		0-0	0-0	0-0	0	1	1	1	0	0	0	0	1	8
14	Puff Johnson		0-1	0-1	0-0	0	0	0	1	0	0	1	0	0	1
Team						2	1	3							
Totals			27-62	10-24	11-14	13	16	29	20	75	19	14	1	9	200

FG % 1st Half: 14-31 45.2% 2nd half: 13-31 41.9% Game: 27-62 43.5%
 3FG % 1st Half: 5-13 38.5% 2nd half: 5-11 45.5% Game: 10-24 41.7%
 FT % 1st Half: 4-5 80.0% 2nd half: 7-9 77.8% Game: 11-14 78.6%

Deadball
Rebounds
2,1

Florida St. 82 • 7-2,3-1 ACC

#	Player	Total		3-Ptr		Rebounds			PF	TP	A	TO	Blk	Stl	Min
		FG-FGA	FG-FGA	FT-FTA	FT-FTA	Off	Def	Tot							
01	RaiQuan Gray	f	6-10	0-1	7-7	0	4	4	3	19	5	3	1	3	30
05	Balsa Koprivica	c	3-4	0-0	4-4	3	6	9	3	10	0	2	3	1	30
00	RaQuan Evans	g	3-9	0-0	4-4	0	1	1	0	10	4	3	0	3	31
02	Anthony Polite	g	1-2	1-2	2-2	0	1	1	3	5	0	2	0	0	27
23	M.J. Walker	g	6-11	4-5	5-6	0	3	3	1	21	3	3	0	3	32
10	Malik Osborne		3-5	2-3	2-2	1	1	2	1	10	0	1	1	0	15
11	Nathanael Jack		0-2	0-2	0-0	0	0	0	1	0	0	1	0	0	2
24	Sardar Calhoun		1-5	1-2	0-0	0	1	1	0	3	0	1	0	0	16
31	Wyatt Wilkes		0-1	0-1	0-0	1	2	3	2	0	0	1	0	0	10
34	Tanor Ngom		1-1	0-0	2-2	0	1	1	2	4	0	0	1	0	7
Team						4	1	5							
Totals			24-50	8-16	26-27	9	21	30	16	82	12	17	6	10	200

FG % 1st Half: 13-24 54.2% 2nd half: 11-26 42.3% Game: 24-50 48.0%
 3FG % 1st Half: 4-11 36.4% 2nd half: 4-5 80.0% Game: 8-16 50.0%
 FT % 1st Half: 11-11 100.0 2nd half: 15-16 93.8% Game: 26-27 96.3%

Deadball
Rebounds
1,2

Officials: Lamar Simpson,AJ Desai,Bert Smith
 Technical fouls: North Carolina-None. Florida St.-None.
 Attendance: 2850
 2020-21 Men's Basketball. Round: 0. Florida St. vs North Carolina. Played at D

Score by periods	1st	2nd	Total
North Carolina	37	38	75
Florida St.	41	41	82

Wake Forest vs North Carolina 01/20/21 7:00 pm at Chapel Hill, NC

14

Wake Forest 73 • 3-6,0-6 ACC

#	Player	Total		3-Ptr		Rebounds			PF	TP	A	TO	Blk	Stl	Min
		FG-FGA	FG-FGA	FT-FTA	FT-FTA	Off	Def	Tot							
01	Isaiah Mucius	f	9-16	7-12	2-3	2	5	7	0	27	1	3	1	0	30
25	Ismael Massoud	f	0-4	0-3	0-0	1	4	5	2	0	0	1	0	1	26
33	Ody Oguama	f	2-6	0-0	4-4	5	2	7	4	8	2	1	0	1	20
04	Daivien Williamson	g	8-15	3-6	8-10	0	3	3	1	27	5	3	0	2	37
20	Jonah Antonio	g	1-5	1-4	0-0	0	2	2	3	3	2	1	0	0	25
00	Jahcobi Neath		0-2	0-1	0-0	0	0	0	2	0	2	4	0	0	11
02	Jalen Johnson		2-6	2-6	0-0	0	3	3	1	6	1	1	1	1	23
23	Isaiah Wilkins		0-1	0-1	0-0	0	1	1	0	0	1	0	0	0	6
30	Emmanuel Okpomo		1-2	0-0	0-0	0	4	4	2	2	0	0	0	0	15
35	Carter Whitt		0-2	0-1	0-0	0	1	1	1	0	0	5	0	0	7
Team						2	1	3							
Totals			23-59	13-34	14-17	10	26	36	16	73	14	20	2	5	200

FG % 1st Half: 11-28 39.3% 2nd half: 12-31 38.7% Game: 23-59 39.0%
 3FG % 1st Half: 5-16 31.3% 2nd half: 8-18 44.4% Game: 13-34 38.2%
 FT % 1st Half: 6-6 100.0 2nd half: 8-11 72.7% Game: 14-17 82.4%

Deadball
Rebounds
1,3

North Carolina 80 • 9-5,4-3 ACC

		Total	3-Ptr		Rebounds			PF	TP	A	TO	Blk	Stl	Min	
#	Player	FG-FGA	FG-FGA	FT-FTA	Off	Def	Tot								
05	Armando Bacot	f	8-10	0-0	2-4	0	6	6	4	18	3	2	0	2	22
15	Garrison Brooks	f	3-11	0-1	4-6	2	5	7	3	10	1	1	0	1	33
01	Leaky Black	g	3-5	0-1	2-2	2	4	6	2	8	1	0	2	30	
02	Caleb Love	g	7-12	2-3	4-7	1	3	4	3	20	3	3	2	2	32
24	Kerwin Walton	g	3-8	1-4	0-0	0	4	4	1	7	2	2	0	1	25
00	Anthony Harris		0-1	0-0	0-0	1	0	1	0	0	1	0	0	0	7
03	Andrew Platek		0-1	0-0	0-0	0	0	0	1	0	0	1	0	0	8
04	RJ Davis		4-7	0-0	5-6	1	1	2	2	13	0	1	1	2	17
11	Day/Ron Sharpe		1-6	0-0	2-2	1	5	6	2	4	0	1	0	2	22
13	Walker Kessler		0-1	0-0	0-0	0	0	0	1	0	0	0	0	0	3
14	Puff Johnson		0-0	0-0	0-0	0	0	0	0	0	0	0	0	0	1
Team						2	0	2							
Totals			29-62	3-9	19-27	10	28	38	19	80	18	12	3	12	200

FG % 1st Half: 12-31 38.7% 2nd half: 17-31 54.8% Game: 29-62 46.8%
 3FG % 1st Half: 3-8 37.5% 2nd half: 0-1 0.0% Game: 3-9 33.3%
 FT % 1st Half: 4-6 66.7% 2nd half: 15-21 71.4% Game: 19-27 70.4%

Deadball
Rebounds
2

Officials: Mike Roberts,Michael Stephens,Clarence Armstrong
 Technical fouls: Wake Forest-None. North Carolina-None.
 Attendance:
 2020-21 Men's Basketball. Round: 0. North Carolina vs Wake Forest. Played at S

Score by periods	1st	2nd	Total
Wake Forest	33	40	73
North Carolina	31	49	80

NC State vs North Carolina 01/23/21 2:00 pm at Chapel Hill, NC

15

NC State 76 • 6-5,2-4 ACC

#	Player	Total		3-Ptr		Rebounds			PF	TP	A	TO	Blk	Stl	Min
		FG-FGA	FG-FGA	FT-FTA	FT-FTA	Off	Def	Tot							
00	DJ Funderburk	f	4-9	0-0	6-9	2	2	4	3	14	0	0	0	0	24
04	Jericole Hellems	f	5-11	1-3	0-0	3	4	7	3	11	1	2	1	0	24
05	Thomas Allen	g	2-9	0-4	2-2	0	3	3	3	6	1	0	0	2	28
10	Braxton Beverly	g	5-10	2-4	0-0	0	0	0	1	12	4	3	0	5	34
24	Devon Daniels	g	9-16	3-5	0-0	0	5	5	3	21	2	2	1	2	39
02	Shakeel Moore		0-1	0-1	0-0	0	0	0	1	0	1	1	0	0	4
03	Cam Hayes		1-4	0-1	0-1	0	1	1	1	2	0	1	0	0	15
11	Jaylon Gibson		0-0	0-0	0-0	0	0	0	0	0	0	0	0	0	2
15	Manny Bates		5-6	0-0	0-1	2	4	6	2	10	0	1	7	1	30
Team						0	4	4							
Totals			31-66	6-18	8-13	7	23	30	17	76	9	11	9	10	200

FG % 1st Half: 14-30 46.7% 2nd half: 17-36 47.2% Game: 31-66 47.0%
 3FG % 1st Half: 3-8 37.5% 2nd half: 3-10 30.0% Game: 6-18 33.3%
 FT % 1st Half: 2-2 100.0 2nd half: 6-11 54.5% Game: 8-13 61.5%

Deadball
Rebounds
2

North Carolina 86 • 10-5,5-3 ACC

#	Player		Total		3-Ptr		Rebounds			PF	TP	A	TO	Blk	Stl	Min
			FG-FGA	FG-FGA	FT-FTA	FT-FTA	Off	Def	Tot							
05	Armando Bacot	f	8-12	0-0	1-4	2	6	8	1	17	1	0	1	2	28	
15	Garrison Brooks	f	2-5	0-0	0-0	0	4	4	5	4	1	2	2	0	22	
01	Leaky Black	g	2-3	0-0	0-0	0	5	5	1	4	2	0	0	1	34	
02	Caleb Love	g	6-15	0-2	3-4	0	2	2	1	15	5	5	1	1	28	
24	Kerwin Walton	g	3-6	2-5	0-0	0	1	1	1	8	4	1	0	1	23	
00	Anthony Harris		4-5	1-2	1-2	1	1	2	3	10	0	1	0	1	11	
03	Andrew Platek		0-1	0-1	0-0	1	0	1	0	0	2	0	0	0	8	
04	RJ Davis		3-6	1-1	3-5	1	1	2	1	10	3	2	0	0	16	
11	Day/Ron Sharpe		8-13	0-0	0-1	3	7	10	1	16	0	2	0	0	24	
13	Walker Kessler		1-2	0-0	0-2	2	1	3	1	2	0	0	0	0	6	
	Team					4	2	6								
Totals			37-68	4-11	8-18	14	30	44	15	86	18	13	4	6	200	

2020-21 BOX SCORES: GAMES 17-20



North Carolina vs Clemson 02/02/21 7:00 pm at Clemson, SC

17

North Carolina 50 • 11-6,6-4 ACC

#	Player	Total		3-Ptr		Rebounds			PF	TP	A	TO	Blk	Stl	Min
		FG-FGA	FG-FGA	FT-FTA	Off	Def	Tot								
05	Armando Bacot	f	0-1	0-0	1-2	0	3	3	4	1	0	2	0	1	19
15	Garrison Brooks	f	4-10	0-1	0-1	1	8	9	3	8	1	1	0	1	34
01	Leaky Black	g	1-1	0-0	1-2	0	3	3	2	3	1	2	0	0	21
02	Caleb Love	g	2-10	1-6	4-4	0	7	7	1	9	1	4	0	1	29
24	Kerwin Walton	g	3-7	3-6	0-0	0	1	1	0	9	1	1	0	0	24
00	Anthony Harris		0-3	0-3	0-0	0	2	2	3	0	1	1	0	0	14
03	Andrew Platek		1-1	1-1	1-2	0	1	1	0	4	0	2	0	0	20
04	RJ Davis		0-3	0-2	0-0	0	2	2	2	0	2	1	0	1	12
11	Day/Ron Sharpe		6-8	0-0	4-10	5	3	8	1	16	1	3	0	0	24
13	Walker Kessler		0-0	0-0	0-0	0	0	0	0	0	0	0	0	0	3
Team						1	1	2							
Totals			17-44	5-19	11-21	7	31	38	16	50	8	17	0	4	200
FG % 1st Half: 8-18 44.4% 2nd half: 9-26 34.6% Game: 17-44 38.6%															
3FG % 1st Half: 3-9 33.3% 2nd half: 2-10 20.0% Game: 5-19 26.3%															
FT % 1st Half: 2-6 33.3% 2nd half: 9-15 60.0% Game: 11-21 52.4%															

Deadball
Rebounds
6

Clemson 63 • 11-5,5-5 ACC

#	Player	Total		3-Ptr		Rebounds			PF	TP	A	TO	Blk	Stl	Min
		FG-FGA	FG-FGA	FT-FTA	Off	Def	Tot								
05	Hunter Tyson	f	5-11	2-5	4-4	0	4	4	4	16	1	0	1	2	26
25	Aamir Simms	f	4-10	1-3	1-1	4	2	6	3	10	6	1	0	0	36
00	Clyde Trapp	g	6-13	1-3	1-3	0	9	9	0	14	2	0	1	1	35
04	Nick Honor	g	2-7	2-4	0-0	0	3	3	1	6	0	1	0	1	26
12	Alex Hemenway	g	1-4	0-2	0-0	0	2	2	3	2	1	1	0	1	25
01	Jonathan Baehre		1-2	0-0	0-0	0	1	1	0	2	0	0	0	0	4
02	Al-Amir Dawes		3-6	1-3	0-0	0	0	0	1	7	1	3	0	0	17
03	Chase Hunter		1-3	1-2	0-0	0	1	1	2	3	1	0	0	0	17
10	Olivier-Maxence Pros		0-1	0-1	3-4	0	0	0	1	3	0	0	0	1	10
24	PJ Hall		0-0	0-0	0-0	0	0	0	2	0	0	1	0	0	4
Team						0	2	2							
Totals			23-57	8-23	9-12	4	24	28	17	63	12	7	2	6	200
FG % 1st Half: 12-29 41.4% 2nd half: 11-28 39.3% Game: 23-57 40.4%															
3FG % 1st Half: 6-15 40.0% 2nd half: 2-8 25.0% Game: 8-23 34.8%															
FT % 1st Half: 3-4 75.0% 2nd half: 6-8 75.0% Game: 9-12 75.0%															

Deadball
Rebounds
2

Officials: Brent Hampton,Keith Kimble,Doug Shows
Technical fouls: North Carolina-None. Clemson-None.
Attendance: 1876
2020-21 Men's Basketball. Round: 0. Clemson vs North Carolina. Played at Litti

Score by periods	1st	2nd	Total
North Carolina	21	29	50
Clemson	33	30	63

North Carolina vs Duke 02/06/21 6:00 pm at Durham, NC

18

North Carolina 91 • 12-6,7-4 ACC

#	Player	Total		3-Ptr		Rebounds			PF	TP	A	TO	Blk	Stl	Min
		FG-FGA	FG-FGA	FT-FTA	Off	Def	Tot								
05	Armando Bacot	f	6-12	0-0	4-7	2	4	6	2	16	1	1	1	2	25
15	Garrison Brooks	f	5-9	0-0	2-4	1	5	6	1	12	4	2	1	2	35
01	Leaky Black	g	4-4	1-1	3-4	1	2	3	4	12	4	1	0	1	24
02	Caleb Love	g	9-16	4-5	3-3	0	2	2	1	25	7	5	0	1	30
24	Kerwin Walton	g	4-4	4-4	0-0	0	2	2	1	12	1	1	0	1	24
00	Anthony Harris		0-2	0-0	0-0	2	0	2	2	0	1	1	0	2	15
03	Andrew Platek		1-4	1-2	0-0	0	1	1	1	3	0	2	1	0	13
04	RJ Davis		0-5	0-3	0-0	0	2	2	0	0	2	0	0	0	14
11	Day/Ron Sharpe		5-5	0-0	1-4	4	5	9	1	11	0	3	0	1	17
13	Walker Kessler		0-3	0-0	0-0	1	1	2	0	0	0	0	0	0	3
Team						3	0	3							
Totals			34-64	10-15	13-22	14	24	38	13	91	20	16	3	10	200
FG % 1st Half: 16-31 51.6% 2nd half: 18-33 54.5% Game: 34-64 53.1%															
3FG % 1st Half: 6-9 66.7% 2nd half: 4-6 66.7% Game: 10-15 66.7%															
FT % 1st Half: 3-6 50.0% 2nd half: 10-16 62.5% Game: 13-22 59.1%															

Deadball
Rebound:
4

Duke 87 • 7-7,5-5 ACC

#	Player	Total		3-Ptr		Rebounds			PF	TP	A	TO	Blk	Stl	Min
		FG-FGA	FG-FGA	FT-FTA	Off	Def	Tot								
00	Wendell Moore Jr.	f	6-9	1-3	2-3	1	4	5	2	15	4	2	0	1	29
21	Matthew Hurt	f	3-6	1-4	0-0	0	3	3	5	7	0	0	0	0	21
15	Mark Williams	c	1-2	0-0	0-0	4	4	8	1	2	0	1	3	0	14
02	DJ Steward	g	5-10	1-1	0-0	0	2	2	2	11	2	3	1	1	23
03	Jeremy Roach	g	7-14	2-6	0-0	0	0	0	1	16	5	2	0	3	28
01	Jalen Johnson		6-12	2-2	0-0	2	3	5	3	14	5	2	1	1	25
05	Jaemyn Brakefield		0-1	0-1	0-0	0	0	0	1	0	0	1	0	0	4
13	Joey Baker		4-8	3-7	0-0	0	1	1	0	11	1	2	1	0	18
14	Jordan Goldwire		2-3	1-1	2-2	0	2	2	2	7	4	2	0	4	25
34	Henry Coleman III		2-2	0-0	0-2	1	1	2	1	4	2	0	1	0	13
Team						2	1	3							
Totals			36-67	11-25	4-7	10	21	31	18	87	23	15	7	10	200
FG % 1st Half: 15-32 46.9% 2nd half: 21-35 60.0% Game: 36-67 53.7%															
3FG % 1st Half: 5-12 41.7% 2nd half: 6-13 46.2% Game: 11-25 44.0%															
FT % 1st Half: 4-5 80.0% 2nd half: 0-2 0.0% Game: 4-7 57.1%															

Deadball
Rebounds:
0

Officials: Mike Roberts,Ted Valentine,Roger Ayers
Technical fouls: North Carolina-None. Duke-None.
Attendance:
2020-21 Men's Basketball. Round: 0. Duke vs North Carolina. Played at Cameron

Score by periods	1st	2nd	Total
North Carolina	41	50	91
Duke	39	48	87

19

20

2020-21 PHOTO ROSTER



0 – ANTHONY HARRIS
6-4, R-Fr., G
Woodbridge, Va.



1 – LEAKY BLACK
6-7, So., G
Concord, N.C.



2 – CALEB LOVE
6-4, Fr., G
St. Louis, Mo.



3 – ANDREW PLATEK
6-4, Sr., G
Guilford, N.Y.



4 – RJ DAVIS
6-0, Fr., G
White Plains, N.Y.



5 – ARMANDO BACOT
6-10, So., F/C
Richmond, Va.



11 – DAY'RON SHARPE
6-10, Fr., F/C
Greenville, N.C.



13 – WALKER KESSLER
7-1, Fr., F/C
Newnan, Ga.



14 – PUFF JOHNSON
6-8, Fr., G
Moon Township, Pa.



15 – GARRISON BROOKS
6-10, Sr., F
LaFayette, Ala.



21 – STERLING MANLEY
6-11, R-Jr., F/C
Pickerington, Ohio



22 – WALKER MILLER
6-11, Sr., F/C
Greensboro, N.C.




24 – KERWIN WALTON
6-5, Fr., G
Hopkins, Minn.



25 – CREIGHTON LEBE
6-1, Fr., G
Wilson, N.C.




30 – K.J. SMITH
6-2, R-Sr., G
Calabasas, Calif.



34 – DUWE FARRIS
6-6, 205, Soph.
Charlotte, N.C.



35 – RYAN McADOO
6-5, R-Jr., F
Boca Raton, Fla.



ROY WILLIAMS
Head Coach



STEVE ROBINSON
Assistant Coach



HUBERT DAVIS
Assistant Coach



BRAD FREDERICK
Assistant Coach



SEAN MAY
Director of
Basketball Operations



KENDALL MARSHALL
Asst. Director of
Basketball Operations



ERIC HOOTS
Director of
Player Development



JONAS SAHRATIAN
Strength &
Conditioning



DOUG HALVERSON
Athletics Trainer



CREDENTIALS

Media seating in the Smith Center will be limited to 15 seats (not including broadcast and radio networks) due to the pandemic. Seats will be reserved in this order: media that regularly cover Carolina Basketball, the visiting team and national media.

Credentials will be issued on a game-by-game basis (no season credentials).

Please make credential requests online at SportsSystems.com/UNCBasketball

Media will be able to request credentials until three days before a scheduled game.

We are not accepting photo or minicam requests for credentials. There are only a limited number of photo opportunities, which will be handled directly by Steve Kirschner, Senior Associate A.D. for Communications.

Approved credentials may be picked up at media will call at Smith Center Entrance D, which will open one hour before the scheduled starting time. Entrance D is diagonally across the building from the media entrance last season. Entrance D is closest to the reserved parking lot behind the natatorium and the Smith Center/basketball offices.

All briefcases, computer bags and photo equipment are subject to search.

The arena will close 90 minutes after the conclusion of UNC's postgame Zoom.

AWAY GAME CREDENTIALS

ACC Games: email Kirschner (each school will have different levels of access...the schools will let Kirschner know if, and how many, media/photographer seats will be available for the visiting team).

PARKING

Parking for weekday games will be emailed to you by Emilee McCollum of the Smith Center staff (no pass is necessary for weekend games). Media parking is in the Manning Drive lot (this is a recent change). To access: from Manning Drive, turn onto Bowles Drive (turn on the end of Bowles Drive closest to 15-501, not up the hill by the dorms). Once on Bowles, turn on Tar Heel Boulevard (which is just a driveway that leads behind the natatorium and the arena). Just before the security hut turn left and that's the Manning Drive lot.

HEALTH & SAFETY

Acceptance of a credential acknowledges and assumes risks associated with Covid-19 and the bearer agrees not to use the credential in the event that he or she is sick or symptomatic.

An online health survey must be completed before media is allowed to enter the Smith Center. The survey will be emailed to you several days before the game; please go online and fill it out the day of the game (it takes about a minute to complete). Temperature checks will be done at the media entrance (Gate D). Once you have passed a temperature check and are allowed to enter the arena, please proceed to the media seating in section 212.

A mask must be worn at all times in the Smith Center. Media representatives must bring their own mask that fully covers their nose and mouth, plus any other personal protective equipment they wish to use. We ask that you do not attend the game if you are experiencing any symptoms of Covid-19.

Hand sanitizer dispensers will be available throughout the arena.

Individuals must sit in their assigned seat and adhere to physical distancing guidelines (at least six feet apart) while moving within the arena.

MEDIA WORK ROOM, MEDIA SEATING IN ARENA

The media work room adjacent to the visiting team's locker room is closed this season. Upon entering the arena, media should proceed directly to their assigned seats in section 212 and plan to work there for the duration of your visit to the Smith Center.

PHOTO SPOTS/PHOTO WORK SPACE

A limited number of photographers are assigned to shoot from designated areas around the arena. Those assignments will be coordinated by Steve Kirschner. Availability will be very limited and may change over the course of the season due to the pandemic. Other than a photographer and videographer who travel with each team and are tested on a regular basis, photo/video spots that are assigned will be at least 15 feet (and could be farther away) from the edge of the essential personnel perimeter that has been established by the ACC.

There will be a pool photographer and pool videographer assigned to each game who will provide still and video images for media use through a digital sharing site managed by the Atlantic Coast Conference. Check with Kirschner for details.

POSTGAME AVAILABILITY

All postgame interviews with Coach Williams and UNC players will be via Zoom or another digital platform. The raw files for UNC will be archived to GoHeels.com and a select number of quotes may be posted and distributed.

NON-GAMEDAY INTERVIEWS

All interviews will be done this season via Zoom or by phone.

Throughout the season, Williams and players should be available via Zoom a day or two before select games. A schedule of these sessions will be posted in the game notes.

Interview requests should be made through the athletic communications office. Contact Kirschner with interview requests for Coach Williams. Due to contractual obligations, Williams is unable to participate in live radio call-in shows.

Media should direct player interview requests to Matt Bowers (mattbowers@unc.edu, 919-619-7021). Player interviews typically occur before practice. Players are not available for interviews on game day or on non-practice days.

ACC MEDIA ZOOMS

Beginning in January, Roy Williams will be available on most Mondays for 10 minutes on the ACC Media Zoom. Coaches do not participate on the Monday Zoom if their teams play that evening (UNC plays on Monday on Feb. 8 and March 1). Media should contact Kirschner or the ACC for the login.

ONLINE & SOCIAL MEDIA

Carolina's official website is GoHeels.com, which features the yearbook, record book, statistics, game notes, roster, schedule, archives and other information. Archived recordings of the weekly and postgame Zoom press conferences will be posted to the site. Follow the Tar Heels on Twitter and Instagram at @UNC_Basketball.

A stats and notes Twitter feed is available at @UNCMBBStats

TAR HEEL SPORTS PROPERTIES

The Tar Heel Sports Network features play-by-play voice Jones Angell, analyst Eric Montross, host Dave Nathan and GoHeels.com columnist Adam Lucas. Angell is in his 10th year calling the action, while Montross, a two-time All-America and starting center for the 1993 NCAA champion Tar Heels, is in his 15th year on the broadcast.

The network, led by general manager Chuck Schroeder, typically comes on the air one hour before the scheduled tip. A complete station list is available at GoHeels.com – follow the Multi-Media and Tar Heel Sports Network tabs.

Name (email, Twitter)

Jones Angell (jangell@unc.edu, @jonesangell)

Eric Montross (eric@ramsclub.com)

Dave Nathan (dnathan20@gmail.com, @davenathanonair)

Adam Lucas (alucas8293@gmail.com, @jadamlucas)

Angell hosts Roy Williams Live!, Carolina Basketball's weekly radio call-in show, and the coach's weekly TV highlights show.

Angell and Lucas also host the Carolina Insider podcast (@carolina_pod). Check the game notes for a list of dates for the radio and TV shows.

VISITING RADIO

Radio network rights-holders for opposing teams is located this season in booth 111, located at the back of the lower level in section 111. UNC provides an Ethernet line and one analog line for your use.

ATHLETIC COMMUNICATIONS OFFICE

The Athletic Communications office is located on the second level of the Media and Communications Center, which is adjacent to the Dean E. Smith Center. The mailing address is 380 Skipper Bowles Drive, Chapel Hill NC 27514.

Senior Associate AD (contact for Roy Williams)	Steve Kirschner
Direct Office Phone	(919) 962-7258
Cell Phone	(919) 475-2695
Email	stevekirschner@unc.edu
To Apply for Credentials	SportsSystems.com/UNCBasketball
Associate Director (contact for player interviews)	Matt Bowers
Cell Phone	(919) 619-7021
Email	mattbowers@unc.edu
Office Manager/Media Will Call	Kathy Griggs
Office Phone	(919) 962-2123
Web Site	GoHeels.com
Carolina Basketball Twitter	@UNC_Basketball
Stats and Notes Twitter	@UNCMBBStats
Instagram	@UNC_Basketball
YouTube	UNCTarHeelsAthletics



2020-21 North Carolina Men's Basketball 18-Game Stats

through Feb. 6, 2021

Game Records

Record	Overall	Home	Away	Neutral
ALL GAMES	12-6	6-0	3-5	3-1
CONFERENCE	7-4	4-0	3-4	0-0
NON-CONFERENCE	5-2	2-0	0-1	3-1

Score by Periods

Team	1st	2nd	OT	TOT
North Carolina	613	720	0	1333
Opponents	628	640	0	1268

Team Box Score

No.	Player				Total		3-Point		F-Throw		Rebounds													
		GP-GS	MIN	AVG	FG-FGA	FG%	3FG-FGA	3FG%	FT-FTA	FT%	OFF	DEF	TOT	AVG	PF	DQ	A	TO	BLK	STL	PTS	AVG		
5	BACOT, Armando	18-18	418:46	23.3	82-129	.636	0-1	.000	54-84	.643	52	82	134	7.4	39	1	13	27	14	12	218	12.1		
2	LOVE, Caleb	18-16	498:12	27.7	68-210	.324	20-77	.260	44-56	.786	7	39	46	2.6	38	1	60	61	8	18	200	11.1		
15	BROOKS, Garrison	18-15	526:34	29.3	74-162	.457	2-5	.400	40-63	.635	41	87	128	7.1	54	1	28	32	17	16	190	10.6		
11	SHARPE, Day'Ron	18-3	359:45	20.0	70-132	.530	0-2	.000	35-66	.530	59	82	141	7.8	38	0	25	35	13	17	175	9.7		
4	DAVIS, RJ	18-10	415:38	23.1	48-138	.348	18-60	.300	33-43	.767	9	35	44	2.4	27	0	40	32	1	8	147	8.2		
24	WALTON, Kerwin	18-10	330:03	18.3	43-90	.478	32-70	.457	7-8	.875	5	21	26	1.4	16	0	34	21	2	7	125	6.9		
1	BLACK, Leaky	18-17	520:48	28.9	44-105	.419	8-27	.296	26-38	.684	27	74	101	5.6	37	0	48	24	8	25	122	6.8		
3	PLATEK, Andrew	18-1	270:39	15.0	30-75	.400	14-41	.341	9-12	.750	15	18	33	1.8	26	0	15	18	3	9	83	4.6		
0	HARRIS, Anthony	6-0	61:44	10.3	7-15	.467	2-7	.286	1-2	.500	4	3	7	1.2	9	0	7	3	0	3	17	2.8		
13	KESSLER, Walker	18-0	111:52	6.2	14-30	.467	0-2	.000	8-20	.400	17	19	36	2.0	19	0	1	9	7	7	36	2.0		
22	MILLER, Walker	2-0	06:50	3.4	1-3	.333	0-0	.000	2-2	1.000	1	0	1	0.5	3	0	0	0	0	0	4	2.0		
14	JOHNSON, Puff	14-0	59:26	4.2	6-14	.429	1-9	.111	2-2	1.000	1	6	7	0.5	5	0	1	2	1	1	15	1.1		
30	SMITH, K.J.	4-0	08:48	2.2	0-1	.000	0-0	.000	1-2	.500	0	2	2	0.5	0	0	0	0	0	0	1	0.3		
25	LEBO, Creighton	3-0	03:00	1.0	0-1	.000	0-1	.000	0-0	.000	0	1	1	0.3	0	0	0	0	0	0	0	0.0		
34	FARRIS, Duwe	2-0	02:47	1.4	0-0	.000	0-0	.000	0-0	.000	0	1	1	0.5	0	0	0	0	0	0	0	0.0		
35	MCADOO, Ryan	3-0	05:09	1.7	0-2	.000	0-1	.000	0-0	.000	0	0	0	0.0	0	0	0	1	0	0	0	0.0		
Team											34	24	58					6						
Total		18	3600		487-1107	.440	97-303	.320	262-398	.658	272	494	766	42.6	311	3	272	271	74	123	1333	74.1		
Opponents		18	3600		461-1067	.432	152-419	.363	194-284	.683	160	408	568	31.6	336	11	237	244	85	152	1268	70.4		

Team Statistics

	UNC	OPP
Scoring	1333	1268
Points per game	74.1	70.4
Scoring margin	+3.6	-
Field goals-att	487-1107	461-1067
Field goal pct	.440	.432
3 point fg-att	97-303	152-419
3-point FG pct	.320	.363
3-pt FG made per game	5.4	8.4
Free throws-att	262-398	194-284
Free throw pct	.658	.683
F-Throws made per game	14.6	10.8
Rebounds	766	568
Rebounds per game	42.6	31.6
Rebounding margin	+11.0	-
Assists	272	237
Assists per game	15.1	13.2
Turnovers	271	244
Turnovers per game	15.1	13.6
Turnover margin	-1.5	-
Assist/turnover ratio	1.0	1.0
Steals	123	152
Steals per game	6.8	8.4
Blocks	74	85
Blocks per game	4.1	4.7
Winning streak	1	-
Home win streak	6	-
Attendance	0	7009
Home games-Avg/Game	6-0	8-876
Neutral site-Avg/Game	-	4-0

Team Results

Date	Opponent		Score	Att.
11/25/2020	Col. of Charleston	W	79-60	0
11/30/2020	vs UNLV	W	78-51	0
12/01/2020	vs Stanford	W	67-63	0
12/02/2020	vs Texas	L	67-69	0
12/08/2020	at Iowa	L	80-93	583
12/12/2020	N.C. Central	W	73-67	0
12/19/2020	vs Kentucky	W	75-63	0
12/22/2020	at NC State	L	76-79	0
12/30/2020	at Georgia Tech	L	67-72	1200
01/02/2021	Notre Dame	W	66-65	0
01/05/2021	at Miami (FL)	W	67-65	0
01/12/2021	Syracuse	W	81-75	0
01/16/2021	at Florida St.	L	75-82	2850
01/20/2021	Wake Forest	W	80-73	0
01/23/2021	NC State	W	86-76	0
01/26/2021	at Pittsburgh	W	75-65	500
02/02/2021	at Clemson	L	50-63	1876
02/06/2021	at Duke	W	91-87	0



2020-21 North Carolina Men's Basketball ACC Games

through Feb. 6, 2021

Game Records

Record	Overall	Home	Away	Neutral
ALL GAMES	7-4	4-0	3-4	0-0
CONFERENCE	7-4	4-0	3-4	0-0
NON-CONFERENCE	0-0	0-0	0-0	0-0

Score by Periods

Team	1st	2nd	OT	TOT
North Carolina	385	429	0	814
Opponents	384	418	0	802

Team Box Score

No.	Player				Total		3-Point		F-Throw		Rebounds															
		GP-GS	MIN	AVG	FG-FGA	FG%	3FG-FGA	3FG%	FT-FTA	FT%	OFF	DEF	TOT	AVG	PF	DQ	A	TO	BLK	STL	PTS	AVG				
5	BACOT, Armando	11-11	253:40	23.1	54-91	.593	0-1	.000	30-50	.600	26	47	73	6.6	24	0	11	15	6	11	138	12.5				
2	LOVE, Caleb	11-9	285:03	25.9	42-123	.341	16-47	.340	22-29	.759	4	27	31	2.8	21	1	34	36	3	11	122	11.1				
11	SHARPE, Day'Ron	11-3	229:29	20.9	48-93	.516	0-1	.000	21-41	.512	39	51	90	8.2	22	0	12	22	4	10	117	10.6				
15	BROOKS, Garrison	11-8	332:54	30.3	42-98	.429	2-4	.500	22-31	.710	19	57	76	6.9	34	1	21	20	12	12	108	9.8				
24	WALTON, Kerwin	11-10	252:57	23.0	38-76	.500	27-58	.466	3-4	.750	4	14	18	1.6	13	0	24	15	2	5	106	9.6				
1	BLACK, Leaky	11-10	316:30	28.8	29-56	.518	6-16	.375	13-19	.684	16	34	50	4.5	25	0	39	15	5	16	77	7.0				
4	DAVIS, RJ	11-3	219:41	20.0	26-77	.338	9-33	.273	16-19	.842	3	20	23	2.1	13	0	22	18	1	6	77	7.0				
3	PLATEK, Andrew	11-1	158:46	14.4	14-38	.368	6-22	.273	2-3	.667	11	9	20	1.8	14	0	11	9	1	2	36	3.3				
0	HARRIS, Anthony	6-0	61:44	10.3	7-15	.467	2-7	.286	1-2	.500	4	3	7	1.2	9	0	7	3	0	3	17	2.8				
13	KESSLER, Walker	11-0	59:42	5.4	4-16	.250	0-0	.000	2-6	.333	10	11	21	1.9	9	0	1	4	5	5	10	0.9				
14	JOHNSON, Puff	7-0	29:34	4.2	2-7	.286	0-5	.000	2-2	1.000	1	3	4	0.6	2	0	1	1	1	1	6	0.9				
Team											23	12	35					3								
Total		11	2200		306-690	.443	68-194	.351	134-206	.650	160	288	448	40.7	186	2	183	161	40	82	814	74.0				
Opponents		11	2200		293-647	.453	94-245	.384	122-169	.722	90	249	339	30.8	177	3	154	146	58	90	802	72.9				

Team Statistics

	UNC	OPP
Scoring	814	802
Points per game	74.0	72.9
Scoring margin	+1.1	-
Field goals-att	306-690	293-647
Field goal pct	.443	.453
3 point fg-att	68-194	94-245
3-point FG pct	.351	.384
3-pt FG made per game	6.2	8.5
Free throws-att	134-206	122-169
Free throw pct	.650	.722
F-Throws made per game	12.2	11.1
Rebounds	448	339
Rebounds per game	40.7	30.8
Rebounding margin	+9.9	-
Assists	183	154
Assists per game	16.6	14.0
Turnovers	161	146
Turnovers per game	14.6	13.3
Turnover margin	-1.4	-
Assist/turnover ratio	1.1	1.1
Steals	82	90
Steals per game	7.5	8.2
Blocks	40	58
Blocks per game	3.6	5.3
Winning streak	1	-
Home win streak	4	-
Attendance	0	6426
Home games-Avg/Game	4-0	7-918
Neutral site-Avg/Game	-	0-0

Team Results

Date	Opponent		Score	Att.
12/22/2020	at NC State	L	76-79	0
12/30/2020	at Georgia Tech	L	67-72	1200
01/02/2021	Notre Dame	W	66-65	0
01/05/2021	at Miami (FL)	W	67-65	0
01/12/2021	Syracuse	W	81-75	0
01/16/2021	at Florida St.	L	75-82	2850
01/20/2021	Wake Forest	W	80-73	0
01/23/2021	NC State	W	86-76	0
01/26/2021	at Pittsburgh	W	75-65	500
02/02/2021	at Clemson	L	50-63	1876
02/06/2021	at Duke	W	91-87	0