

VIRGINIA TECH WOMEN'S BASKETBALL

VIRGINIA TECH (10-7, 5-7) Feb. 11 • 6 PM • ACCN • Watsco Center • Coral Gables, Fla. MIAMI (8-7, 5-7)

**GAME
18**

KENNY BROOKS

Alma Mater: James Madison (1999)
Record at VT: 96-56 (5th Season)
Career Record: 433-178 (19th Season)
Record vs. Miami at VT: 2-5



KATIE MEIER

Alma Mater: Duke (1989)
Record at Miami: 300-194 (16th season)
Career Record: 375-239
Record vs. VT at Miami: 18-6

STAT COMPARISON

	<u>VT</u>	<u>MIAMI</u>
Points per game	74.8	66.9
Scoring margin	9.5	0.78
FG%	.429	.380
3-PT FG%	.371	.290
FT%	.735	.660
Rebounds per game	39.4	38.7
Rebound margin	3.8	-2.29
Assists per game	16.4	12.5
Turnovers per game	14.6	13.86
Turnover margin	-0.5	-2.21
Assist/Turnover ratio	1.1	0.90
Steals per game	4.4	7.3
Blocks per game	4.7	1.43

KEY SCORING STATS ON THE HOKIES

• Under Kenny Brooks, the Hokies are averaging 71.98 points per game in his five seasons at the helm.

The Hokies' record by scoring total under Brooks:

Scores 49 or less	0-2
Scores 50-59	4-17
Scores 60-69	22-22
Scores 70-79	31-13
Scores 80-89	26-2
Scores 90-99	11-0
Scores 100+	1-0

KITLEY ONE OF TOP CENTERS IN AMERICA

• Sophomore Elizabeth Kitley, the reigning ACC Freshman of the Year was tabbed as a candidate for the Lisa Leslie award honoring the nation's top center.

• She earned ACC Co-Player of the Week honors on Jan. 18 following a week where she averaged 18.0 points and 17.5 rebounds in two contests, tallying her seventh and eighth double-doubles of the season.

• Against Wake Forest (1/17) she tied a program mark securing 21 rebounds.

• The Summerfield, N.C. native is averaging 18.9 points, 11.4 rebounds and 1.9 blocks per game.

KING A SHARPSHOOTER

• Sophomore Cayla King is third in the ACC owning a 41% mark from beyond the arc. Forty four of her 47 FGs have been 3's this season.

VIRGINIA TECH & MIAMI HURRICANES

• The Hokies and Hurricanes have met 29 times previously with Miami winning 21 times, including a 15-game streak that was broken with Tech's upset of No. 14 Miami on Feb. 21, 2019 at Cassell Coliseum.

• Last season, the Hokies won the only meeting 69-45 at home. Tech shot 41.2% and capitalized at the free throw line (19-23) while Miami struggled shooting 23% and just 11-23 from the stripe.

ACC'S DOUBLE-DOUBLE LEADER, #33

• Center Elizabeth Kitley owns 11 double-doubles which ranks first in the ACC and three off of the national lead.

• Kitley now has 17 for her career, a mark that is tied for the 10th most by a Hokie in a career, in just 46 games played.

AISHA SHEPPARD SECOND IN USA

• Senior guard Aisha Sheppard not only leads the conference but is second in the nation in 3's made with 66 thus far in 2020-21. She ranks fourth in 3's per game with 3.88.

• She became Tech's all-time leader in 3's at NC State (Jan. 24), eclipsing the previous record of 269 set in 2017 by Vanessa Panousis. Her 285 rank eighth all-time in ACC history.

A DYNAMIC DUO IN BLACKSBURG

• Sheppard and Kitley form the highest scoring duo in the conference with Sheppard averaging 19.06 ppg and Kitley 18.88, the second and third best marks in the ACC.

• The duo have each been honored as ACC Player of the Week once this season and have been extremely productive.

• Kitley is the league's second-leading rebounder at 11.3 per contest and also ranks in the top five of FG% in the conference at 53.9. The center is also the third-best shot blocker in the ACC, altering 1.94 per game.

• Sheppard, likewise is having a career season, where she is also averaging career bests in assists 3.0 and leads the Hokies in assist to turnover ratio. She is converting 84% of her free throws and is third in the league with 62 made on the season. Kitley, with 68 leads the league and Wake Forest's Gina Conti is second.

HOTTEST IN THE ACC

• The Hokies own the longest winning streak amongst teams in the conference after successive wins over NC State, North Carolina and Pitt.

SERIES HISTORY

Games Played	29
Series	VT trails 8-21
Series Began	1/7/2001
Home	6-9
Away	2-11
Neutral	0-1
Current Streak	VT - two wins
Under Brooks	2-5
Last Meeting	VT 69-45
	in Blacksburg (2/2/2020)

BROADCAST INFORMATION

Television ACCN

Play-by-Play Pam Ward

Analyst LaChina Robinson

Local Radio . Virginia Tech Sports Properties

Play-by-Play Bryant Johnson

Flagship 100.7 FM

Digital Hokie Sports & TuneIn (VT feed; free on downloaded apps)

SOCIAL MEDIA: #HOKIES

Twitter/Instagram @HokiesWBB

STRATEGIC COMMUNICATIONS

Media Contact Carter Brown (cart315@vt.edu)

2020-21 VIRGINIA TECH SINGLE GAME SUPERLATIVES

Points	Elizabeth Kitley	30, vs. App State (12/4/20)
		30, at NC State (1/24/21)
Rebounds	Elizabeth Kitley	21, vs. Wake Forest (1/17/20)
Assists	Georgia Amoore	7, at North Carolina (1/14/20)
		7, at NC State (1/24/21)
Blocks	Asiah Jones	5, vs. App State (12/4/20)
	Elizabeth Kitley	5, vs. App State (12/4/20)
Steals	Azana Baines	4, at North Carolina (1/14/20)
FG Attempts	Aisha Sheppard	26, vs. Notre Dame (1/21/20)
FGs	Elizabeth Kitley	14, vs. App State (12/4/20)
3FG Attempts	Aisha Sheppard	20, vs. Notre Dame (1/21/20)
3FGs	Cayla King	7, vs. Pitt (12/10/20)
FT Attempts	Aisha Sheppard	14, vs. NC State (1/28/21)
FTs	Aisha Sheppard	12, vs. NC State (1/28/21)
Minutes	Aisha Sheppard	42:45, vs NC State (1/28/21)

GREGG PLAYING BIG MINUTES OFF BENCH

• Junior forward D'asia Gregg has seen her role increase in the past few games playing 20 or more minutes in each of the last four contests. She has scored 23 points and grabbed 16 rebounds in that span.

OVERALL: 10-7**ACC: 5-7****HOME: 8-4****AWAY: 2-3****NEUTRAL: 0-0****HEAD COACH KENNY BROOKS SUPERLATIVES**

SITUATION	2020-21	At Tech
Scores 49 or less	0-0	0-2
Scores 50-59	0-1	4-17
Scores 60-69	1-4	22-22
Scores 70-79	3-1	32-13
Scores 80-89	5-1	26-2
Scores 90-99	1-0	11-0
Scores 100+	0-0	1-0
At home	8-4	63-21
On the road	2-3	23-28
Leading at halftime	5-1	70-13
In games decided by <5 points	1-5	12-19
In games decided by 6-10 points	0-2	22-18
In games decided by 11-15 pts	3-0	17-4
In games decided by 16-20 pts	2-0	12-7
In games decided by 21+ points	4-0	34-8
In day games	6-4	47-33
In night games (tip after 5 p.m.)	4-3	48-23

INSIDE THE SERIES: VIRGINIA TECH VS. MIAMI

▪ The Hokies and Hurricanes have met 29 times previously with Miami winning 21 times, including a 15-game streak that was broken with Tech's upset of No. 14 Miami on Feb. 21, 2019 at Cassell Coliseum.

▪ Last season, the Hokies won the only meeting 69-45 at home. Tech shot 41.2% and capitalized at the free throw line (19-23) while Miami struggled shooting 23% and just 11-23 from the stripe.

Games Played - in the series: 29**First Meeting: Jan. 7, 2001****Overall Record: 8-21****Home: 6-9****Away: 2-11****Neutral: 0-1****LAST 5 MEETINGS (TECH IS 2-3)**

Date	Ranked VT/Opp	Location	Score
Sun., Feb. 2, 2020	NR/NR	Blacksburg, Va.	W, 69-45
Thurs., Feb. 21, 2019	NR/14	Blacksburg, Va.	W, 73-65
Thurs., Jan. 3, 2019	NR/14	Coral Gables, Fla.	L, 61-68
Sun., Feb. 23, 2018	NR/NR	Coral Gables, Fla.	L, 46-76
Sun., Feb. 28, 2018	NR/NR	Blacksburg, Va.	L, 78-82

ALL MEETINGS

	Tech	MIAMI
Total Points (Average)	1767 (61)	1884 (65)
Most Points Scored	90 (2004)	82 (2017)
Fewest Points Scored	39 (2014)	42 (2014)
Largest Margin of Victory	45 (2004)	31 (2011)
Smallest Margin of Victory	4 (2009)	1 (2002)

2020-21 SCHEDULE**NOVEMBER (2-0)**

Nov. 25	RICHMOND	W, 85-64	ACCNX
Nov. 28	LIBERTY	W, 81-66	ACCNX

DECEMBER (4-2)

Dec. 1	GEORGE WASHINGTON	W, 92-57	ACCNX
Dec. 4	APPALACHIAN STATE	W, 84-59	ACCN
Dec. 6	GARDNER-WEBB	W, 73-39	ACCNX
Dec. 10	PITT*	W, 88-71	ACCNX
Dec. 17	at Notre Dame*	L, 78-84	ACCN
Dec. 20	VIRGINIA*	postponed	ACCN
Dec. 31	FLORIDA STATE*	L, 63-73	ACCNX

JANUARY (3-5)

Jan. 3	at Duke*	cancelled	ACCNX
Jan. 7	NC STATE*	postponed	RSN
Jan. 7	#2 LOUISVILLE*	L, 67-71	RSN
Jan. 10	at Georgia Tech*	L, 54-56	ACCN
Jan. 14	at North Carolina*	W, 66-54	ACCN
Jan. 17	WAKE FOREST*	L, 64-67	ACCN
Jan. 21	NOTRE DAME*	L, 60-65	RSN
Jan. 24	at #2 NC State*	L, 87-89	ACCN
Jan. 28	#2 NC State*	W, 83-71 (OT)	RSN
Jan. 31	NORTH CAROLINA*	W, 73-69	ACCN

FEBRUARY (1-0)

Feb. 7	VIRGINIA*	cancelled	TBA
Feb. 4	at Pitt*	W, 74-55	RSN
Feb. 11	at Miami*	6 PM	ACCN
Feb. 14	at Boston College*	2 PM	ACCNX
Feb. 18	DUKE*	cancelled	ACCNX
Feb. 21	SYRACUSE*	12 PM	RSN
Feb. 25	at Clemson*	6 PM	ACCN
Feb. 28	NORTH CAROLINA*	2 PM	TBD

HOME GAMES IN BOLD CAPS

ACC contests designated with*

UNDEFEATED IN THE NON-CON

▪ Tech rolled through the abbreviated non-conference portion of the schedule averaging 83.0 points while averaging just 57.0.

▪ The Hokies also extended their winning streak at Cassell against non-con opposition to 60 games, which dates all the way back to 2014.

WHAT'S INSIDE

- Page 3 - Last time vs. Opp & Quick Facts
- Page 4 - Active Starts Chart
- Page 5 - ACC standings & AP Poll
- Page 6 - Head Coach Kenny Brooks
- Page 8 - Virginia Tech roster & TV/Radio Chart
- Page 10 - 2019-20 Season Statistics
- Page 12 - Player pages

QUICK FACTS

Location: Blacksburg, Va.
 Founded: 1872
 Enrollment: 34,000+
 President: Dr. Tim Sands
 Director of Athletics: Whit Babcock
 Nickname: Hokies
 Colors: Chicago Maroon & Burnt Orange
 Venue: Cassell Coliseum
 Head Coach: Kenny Brooks – 5th season
 2019-20 Record: 21-9

WBB HISTORY

All-Time Tech Record (1976- ; 44 seasons)

Overall	718-602
Conference	243-311
Home	434-205
On the road	206-313
Neutral sites	79-82
Overtime games	24-27
When ranked	58-34
Opponent ranked	30-150
Both teams ranked	2-12
VT ranked higher	58-34
Opponent ranked higher	27-132

	Tech	Opp.
Total points scored (Avg.)	90,821 (66)	85,002 (64)
Most Points Scored	117 (1986)	108 (1977)
Fewest Points Scored	26 (2012)	12 (2014)
Largest Margin of Victory	67 (2017)	60 (1977)
Smallest Margin of Victory	1 (2017)	1 (2018)

TECH IN OVERTIME (24-27)

Last 10 overtime games (4-7)

<u>Date</u>	<u>Opp.</u>	<u>Tech</u>	<u>Opp</u>	<u>Result</u>	<u>In</u>
1/28/21	NC State	83	71	W	OT
2/13/19	Ga. Tech	64	61	W	OT
1/12/19	at Duke	67	72	L	OT
1/20/19	at NC State	61	70	L	OT
1/6/19	Syracuse	73	75	L	OT
12/18/16	at Auburn	92	87	W	OT
2/21/16	at Miami	56	67	L	OT
2/9/14	NC State	71	72	L	OT
2/2/14	BC Eagles	70	63	W	OT
2/3/12	Clemson	51	55	L	OT
12/16/11	Charlotte	65	71	L	OT

*underlined games represent the Kenny Brooks era (3-3 in overtime games)



LAST MEETING (2020)

MIAMI

45

VIRGINIA TECH

69

CASSELL COLISEUM • BLACKSBURG, VA • DEC. 10, 2020 • ATTENDANCE: 250

BLACKSBURG – The Virginia Tech women's basketball team extended their home winning streak to 16 Sunday afternoon after defeating the Miami Hurricanes 69-45 on Carilion Clinic Court. The win moves the Hokies to 16-5 (6-4) on the season ahead of a clash with a top-10 NC State program on Thursday night.

Tech's six league wins tie the program record since joining the ACC.

Sunday's win was the third consecutive at home by 20 or more points and was predicated on the defensive end of the floor, where Miami shot just 21%. The Hurricanes became the fifth straight opponent to shoot below 40% and the third to be below 30%.

Miami is 13-9 (5-6).

After a slow opening frame and a half, the Hokies got things going offensively during a 10-0 run to close the second quarter to take a 24-16 lead into the locker room. On the other side of the intermission, Aisha Sheppard and Lydia Rivers opened the quarter with quick buckets to extend the lead further.

The key run came in the latter part of the third as Sheppard closed the quarter with a buzzer-beating triple in front of the Hokies' bench, part of a 14-1 run.

Off the bench, Trinity Baptiste scored 17 points, a game-high and pulled down eight rebounds.

Taja Cole had nine assists in the game, her third consecutive contest with nine.

Miami was led by 13 points from Destiny Harden and 11 from Sydnee Roby off the bench.

INSIDE THE BOX SCORE

Tech held Miami to just 23% shooting.

Both clubs had 23 attempts from the foul line, but the Hokies took advantage with 19 conversions to the 'Canes' 11.

Tech had a 22-18 edge in the painted area.

The Hokies got out in transition with 17 points on the break. Miami had three.

Both teams had 20-plus turnovers. The Hokies scored 23 points off of Miami's, while the 'Canes scored nine.

Miami (FL) (12-10, 4-7 ACC) -vs- Virginia Tech (16-5, 6-4 ACC) 02/02/20 at Cassell Coliseum, Blacksburg, VA

Date: 02/02/20
 Time: 2:00 pm
 Attendance: 1629
 Site: Cassell Coliseum, Blacksburg, VA
 Referees: Katie Lukanich, Jules Gallien, Rod Creech

Score By Period	1	2	3	4	Total
Miami (FL)	8	8	6	23	45
Virginia Tech	14	10	23	22	69

Miami (FL) 45

#	Player	GS	MIN	FG	3PT	FT	ORB-DRB	REB	PF	A	TO	BLK	STL	PTS
03	Harden, Destiny	*	26	4-8	3-4	2-6	4-1	5	4	0	2	0	1	13
21	Jackson, Brianna	*	22	1-4	0-0	2-4	5-4	9	2	1	1	2	0	4
04	Banks, Endia	*	28	1-6	0-1	0-0	0-3	3	1	1	4	0	0	2
05	Gray, Mykela	*	19	0-9	0-5	0-0	1-1	2	3	1	1	0	2	0
20	Marshall, Kelsey	*	10	0-4	0-3	0-0	0-1	1	2	0	2	0	0	0
44	Roby, Sydnee		13	4-4	0-0	3-7	3-1	4	4	0	1	0	0	11
13	Mason, Taylor		28	2-14	2-7	2-2	1-0	1	2	2	4	0	0	8
15	Huston, Jamir		21	1-5	0-0	1-2	3-4	7	1	2	3	0	4	3
00	Salgues, Kenza		12	1-3	1-3	0-0	0-1	1	0	0	1	0	0	3
12	Allen, Jacaira		10	0-2	0-0	1-2	1-1	2	2	0	2	0	2	1
22	Chang, Yasmeeen		11	0-2	0-0	0-0	0-2	2	2	3	0	0	0	0
TM	TEAM		0	0-0	0-0	0-0	4-1	5	0	0	0	0	0	0
Totals			200	14-61	6-23	11-23	22-20	42	23	10	21	2	9	45

Team Summary	FG	3PT	FT
1st Quarter	3-16 18.75 %	2-5 40.00 %	0-2 0.00 %
2nd Quarter	3-13 23.08 %	2-4 50.00 %	0-0 0.00 %
3rd Quarter	1-12 8.33 %	0-7 0.00 %	4-8 50.00 %
4th Quarter	7-20 35.00 %	2-7 28.57 %	7-13 53.85 %
Total	14-61 23.0 %	6-23 26.1 %	11-23 47.8 %

Technical Fouls: (1)

Huston, Jamir

Lead Changed: 4 time(s)

Second Chance Points: 18

Points off Turnovers: 9

Scores Tied: 1 time(s)

Bench Points: 26

Points In the Paint: 14

Largest Lead: 0 0

Fast Break Points: 3

Virginia Tech 69

#	Player	GS	MIN	FG	3PT	FT	ORB-DRB	REB	PF	A	TO	BLK	STL	PTS
02	Sheppard, Aisha	*	36	4-10	1-3	5-7	3-1	4	1	2	2	0	3	14
04	Mabrey, Dara	*	33	4-11	3-7	0-0	1-3	4	0	1	5	0	3	11
05	Cole, Taja	*	30	1-7	0-2	6-6	0-1	1	3	9	3	0	1	8
33	Kitley, Elizabeth	*	17	3-4	0-0	2-2	3-3	6	5	0	5	0	0	8
21	Rivers, Lydia	*	18	2-4	0-0	1-2	3-4	7	3	1	2	0	0	5
00	Baptiste, Trinity		24	5-8	2-3	5-6	0-8	8	3	0	2	0	1	17
22	King, Cayla		15	1-4	1-4	0-0	0-0	0	2	0	0	0	0	3
03	Brooks, Chloe		2	1-1	1-1	0-0	0-0	0	0	0	0	0	0	3
40	Obouh, Alex		21	0-2	0-0	0-0	0-4	4	2	0	1	2	2	0
15	Ennis, Makayla		4	0-0	0-0	0-0	0-0	0	1	0	0	0	0	0
TM	TEAM		0	0-0	0-0	0-0	0-4	4	0	0	0	0	0	0
Totals			200	21-51	8-20	19-23	10-28	38	20	13	20	2	10	69

Team Summary	FG	3PT	FT
1st Quarter	6-12 50.00 %	0-2 0.00 %	2-2 100.00 %
2nd Quarter	2-15 13.33 %	2-7 28.57 %	4-6 66.67 %
3rd Quarter	8-13 61.54 %	3-4 75.00 %	4-5 80.00 %
4th Quarter	5-11 45.45 %	3-7 42.86 %	9-10 90.00 %
Total	21-51 41.2 %	8-20 40.0 %	19-23 82.6 %

Technical Fouls: none

Lead Changed: 4 time(s)

Second Chance Points: 6

Points off Turnovers: 23

Scores Tied: 1 time(s)

Bench Points: 23

Points In the Paint: 22

Largest Lead: 0 0

Fast Break Points: 17

INTERNATIONAL FLAVOR IN A SMALL TOWN

- Tech's roster features a few well-traveled student-athletes, with three international athletes.
- Sophomore G/F Makayla Ennis comes from Canada, r-Sr. C Alex Obouh-Fegue is a native of Chateauroux, France near Paris and Fr. G Georgia Amoore is from down under, in Ballarat, Australia.

60 STRAIGHT WINS AT CASSELL COLISEUM

- The Hokies have won 60 straight home game against non-conference opposition which includes the Big Ten/ACC Challenge and postseason contests. Kenny Brooks owns a 44-game streak since taking over the program in 2016-17.
- Tech's last home loss to a non-conference foe came on December 4, 2014 against Northwestern.
- The 2020-21 season will begin with four home games against non-conference opposition before the Hokies begin ACC play on December 10 vs. Pitt.

HOKIES DOMINATING NON-CONFERENCE SLATES

- Since his arrival in 2016, Kenny Brooks has owned the non-conference portion of the season. In two of his four seasons he has led the Hokies to perfect records heading into ACC play.
- Including the postseason, the Hokies are 62-10 under Brooks in the non-conference.
- Brooks is 11-4 against schools from the other Power Five conferences during his tenure in Blacksburg and is 4-0 in the Big Ten/ACC Challenge.

BIG TEN/ACC CHALLENGE CANCELLED

- The Big Ten/ACC Challenge has been cancelled for women's basketball in 2020.
- The Hokies have been highly successful in the competition, winning five straight with an average margin of victory of 18 points - thanks in part to a 47-point destruction of Illinois in 2017.
- Tech has defeated Penn State (2015), Nebraska (2016), Illinois (2017), Rutgers (2018) and Purdue (2019) in consecutive seasons.
- Overall, the Hokies are 7-6 in the competition.

THE ULTIMATE GOAL: RETURN TO 'THE BIG DANCE'

- Tech has not heard its name called in 14 years to the top tournament in college basketball, despite a stellar season a year ago, where the Hokies were in position to compete during March Madness.

VIRGINIA TECH'S NCAA HISTORY

YEAR	SEED
1994	8 seed
1995	8 seed
1998	11 seed
1999	4 seed (reach Sweet 16)
2001	7 seed
2003	7 seed
2004	8 seed
2005	12 seed
2006	7 seed

- All-time, the Hokies are 8-9 in the NCAA tournament and have advanced to the second round of the competition seven times.

ONE OF THE BEST IN THE BUSINESS

- Kenny Brooks has been a head coach for 18 seasons and in 15 of those, each of the last 15, he has won 20 or more contests. That stretch makes him the only head coach in the ACC with such an active streak.
- In Blacksburg, his win totals have been 20, 23, 22 and 21 last season which did not feature a postseason competition due to COVID-19.

ACTIVE STARTS CHART

	20-21	Streak	VT Career
Georgia Amoore	15	7	15
Azana Baines	8	5	8
Chloe Brooks	0	0	0
Makayla Ennis	0	0	0
Taylor Geiman	0	0	0
Da'Ja Green	1	0	1
D'asia Gregg	0	0	0
Asiah Jones	12	0	12
Cayla King	15	7	15
Shamarla King	0	0	0
Elizabeth Kitley	17	46	46
Aisha Sheppard	17	57	68

LONGEST ACTIVE STREAKS

- Sheppard - 57
- Kitley - 47

CAREER 3-POINT FG MADE

Player	FG Made	Years
1. Aisha Sheppard	285	2017-pres
2. Vanessa Panousis	269	2013-17
3. Carrie Mason	200	2002-06
4. Lindsay Biggs	188	2006-10
5. Kendyl Brooks	160	2016-20

ALL-TIME LEADING SCORERS

Player	Points	Years
11. Monet Tellier	1,331	2010-2014
12. Aisha Sheppard	1,327	2017-pres
13. Taylor Emery	1,313	2017-2019
14. Amy Byrne	1,291	1986-1990
15. Utaha Drye	1,166	2006-2010

RECORD BY CONFERENCE

Conference	Record
Atlantic Coast	5-7
Atlantic 10 (Richmond, GW)	2-0
Atlantic Sun (Liberty)	1-0
Sun Belt (Appalachian State)	1-0
Big South (Gardner-Webb)	1-0

SHEPPARD'S SHOOTING STREAK

- Senior guard Aisha Sheppard holds the program record with 35 consecutive games with a 3-point FG. The streak began on Feb. 28, 2019 and went through Feb. 27, 2020 a stretch of 364 days.
- The Hokies owned a record of 26-9 during that span.
- Her current streak is 17 games, spanning the entire 2020-21 season.

ACC STANDINGS - Feb. 8, 2021

	Conf.	Overall
Louisville	11-1	18-1
NC State	7-2	12-2
Georgia Tech	9-3	11-4
Syracuse	8-4	11-4
Notre Dame	6-6	8-8
Florida State	5-5	6-5
Wake Forest	6-7	9-8
Clemson	5-7	10-7
Virginia Tech	5-7	10-7
Miami	5-7	8-7
North Carolina	4-8	9-8
Pitt	2-6	4-7
Boston College	1-7	5-8
Duke	0-1	3-1
Virginia	0-2	0-5

AP POLL - Feb. 8, 2021

	Record	Pv Rank
1. South Carolina (29)	15-1	2
2. Connecticut	13-1	3
3. Louisville	18-1	1
4. NC State (1)	12-2	4
5. Stanford	17-2	6
6. Texas A&M	18-1	7
7. Baylor	14-2	8
8. UCLA	11-3	5
9. Maryland	13-2	10
10. Arizona	11-2	9
11. Oregon	12-3	12
12. Michigan	10-1	13
Ohio State	12-2	11
14. South Florida	10-1	14
15. Indiana	11-4	17
16. Tennessee	12-3	18
17. Gonzaga	16-2	19
18. Arkansas	14-7	16
19. West Virginia	15-2	21
20. Kentucky	13-5	15
21. Northwestern	11-3	22
22. DePaul	10-4	20
23. South Dakota State	15-2	23
24. Georgia	14-4	25
25. Missouri State	11-2	NR

Receiving Votes: Mississippi State, Syracuse, Oklahoma State, Georgia Tech, Stephen F. Austin, Rice, Iowa State, Virginia Tech.

REPEAT 20-WIN CLUB MEMBERS

- The Hokies have won 20 or more games in each of head coach Kenny Brooks' four seasons at the helm in Blacksburg.
- A fifth consecutive 20-win campaign would mark the first such streak since the program enjoyed seven straight under Bonnie Hendrickson between 1998-2004.

KITLEY IN A CLASS OF HER OWN IN THE ACC

- The 2020 ACC Freshman of the Year had a monster debut season, scoring 27 points in her first game and earning Freshman of the Week honors on three separate occasions.
- Kitley tallied six double-doubles, all in Hokie victories.
- The center averaged 12.5 points and 7.5 rebounds per contest, one of just three freshman in the nation to do so while recording 63 blocks.

FRESHMAN AVG. 12 POINTS, 7.5 REB & RECORDING 63 BLOCKS IN 2019-20

Player	PTS	REB	BLK
1. Ayoka Lee, Kansas State	15.7	11.4	91
2. Aliyah Boston, South Carolina	12.5	9.4	86
3. Liz Kitley, Virginia Tech	12.5	7.5	63

SPECIALTY STATS FOR LIZ KITLEY AND THE HOKIES

Situation	W-L
Scores 20+	6-3
10+ Rebounds	15-4
Double-Double	13-4
Shoots 10+ FGs	15-11
Shoots 5+ FTs	12-8

AISHA SHEPPARD'S SENIOR SEASON AWAITS

- A First Team All-ACC selection in 2020, senior guard Aisha Sheppard returns to the floor after leading the Hokies at 14.8 points per game and she became the 28th woman in program history to eclipse 1,000 career points.
- The sharpshooter ranks second all-time in 3-point field goals and enters the season 50 behind the career mark of Vanessa Panousis' 269 triples.

SPECIALTY STATS ON AISHA SHEPPARD AND THE HOKIES

Situation	W-L
Scores 20+	4-8
Scores 5+ 3-pt FG	8-6
Shoots 15+ FGs	14-11
Shoots 5+ FT	9-4

DYNAMIC DUO: SHEPPARD AND KITLEY

- Tech's two leading scorers from a season ago, Aisha Sheppard (14.8) and Elizabeth Kitley (12.5) represent the second-best scoring duo (27.3 ppg.) to return to the ACC in 2020-21. Only Notre Dame's combo of Walker and Brunelle (28.4 ppg.) eclipses the Hokies' mark.
- The Hokies are one of only three ACC schools to return their two highest scorers from a season ago, with the others being Syracuse (Lewis and Engstler 26.6 ppg) and the Fighting Irish.

HOKIES ADD HEIGHT TO THE ROSTER

- This season's squad has nine players listed at 6 feet tall or above up led by the 6-foot-5 Elizabeth Kitley. That total is up from seven a season ago.
- Only Virginia has more 6-footers listed amongst ACC schools with 11. NC State also lists nine players at 6 feet tall or above.

NEW FACES IN THE LOCKER ROOM

- The Hokies' coaching staff has two new additions this season in Christal Caldwell and Lindsey Hicks. Caldwell made the move to Blacksburg from her alma mater West Virginia while Caldwell spent last season as the associate head coach of the Louisiana Tech Lady Techsters.
- In addition, the Hokies' roster features a plethora of newcomers, seven.
- The Hokies once again took advantage of the graduate transfer rule as well as the transfer portal welcoming Da'Ja Green from Wofford, D'asia Gregg from Gulf Coast State and Azana Baines from Duke.
- Tech has four true freshmen; G Shelby Calhoun, G, Shemarla King, F Nevaeh Dean and G Georgia Amore. Amore, an Australia native enrolled in January of 2020 and practiced with the team, but did not play in any games to preserve her eligibility. A 5-foot-5 guard from Ballarat, she is one of the top prospects in her country and has competed in youth international tournaments and has helped the Aussies win gold at the U-18 FIBA 3x3's and U-16 Asia Cup.

BEGINNING A NEW JOURNEY

- Following a sensational 2019-20 season that saw the Hokies go 21-9 and in position for their first NCAA invite in 14 seasons, before the COVID-19 pandemic forced the premature close of the season, Virginia Tech is ready to hit the floor again in a competitive setting.

Kenny Brooks

HEAD COACH • 5TH SEASON

 @CoachBrooksVT


THE BROOKS FILE

Coaching Experience: 24rd season/5th at Virginia Tech
Head Coach: 19th season, 5th at Virginia Tech
Record at Tech: 96-56 (.632)
Record at JMU: 337-122 (.734)
Overall Record: 433-178 (.709)
Hometown: Waynesboro, Virginia
High School: Waynesboro (1987)
College: James Madison (1992)
Playing Exp: James Madison (1988-92)

COACHING HISTORY

Year	School	Position
2016-pres	Virginia Tech	Head Coach
2003-16	James Madison	Head Coach
2002-03	James Madison	Interim Head Coach
1998-02	James Madison	Assistant Coach
1994-98	VMI	Men's Assistant Coach

POSTSEASON EXPERIENCE

2019	WNIT Rd. of 16	Virginia Tech
2018	WNIT Finals	Virginia Tech
2017	WNIT Rd. of 16	Virginia Tech
2016	NCAA First Rd.	James Madison
2015	NCAA First Rd.	James Madison
2014	NCAA 2nd Rd.	James Madison
2013	WNIT Qtrs	James Madison
2012	WNIT Finals	James Madison
2011	NCAA First Rd.	James Madison
2010	NCAA First Rd.	James Madison
2009	WNIT 2nd Rd.	James Madison
2008	WNIT 3rd Rd.	James Madison
2007	NCAA First Rd.	James Madison
2006	WNIT First Rd.	James Madison

Brooks has guided his squads to the postseason in each of the last 14 seasons and has amassed 20 or more wins each time.

MOST COACHING WINS AT VT

• THROUGH FIRST FOUR SEASONS

Coach	Wins	Seasons
1. Bonnie Hendrickson	92	1997-01
2. Kenny Brooks	87	2016-20
3. Beth Dunkenberg	67	2004-08
4. Carol Alfano	55	1978-82
5. Dennis Wolff	43	2011-15

BROOKS' PUPILS GOING PRO

- Throughout his career, Brooks has sent several players to play in the professional ranks. Among those are Meredith Alexis, Tamara Young, Dawn Evans, Lauren Jimenez, Jasmine Gill, Lauren Okafor, Kirby Burkholder, Toia Giggetts and Jazmon Gwathmey from JMU.
- Since moving to Blacksburg, Brooks has helped Vanessa Panousis, Sidney Cook, Sami Hill, Regan Magarity, Taylor Emery, Taja Cole and Lydia Rivers find professional basketball success.

MR. FEBRUARY

- Brooks' career record in the month of February is 106-39 (.731)
- In the 17 seasons of head coaching that he has completed, his teams have gone unbeaten in the month of February once (2015-16 with James Madison.)

▪ Kenny Brooks was named the seventh head women's basketball coach at Virginia Tech on March 28, 2016. He enters his fifth season at the helm of the Hokies' program heading into the 2020-21 season.

▪ Since Brooks' arrival in Blacksburg, the Hokies have enjoyed four consecutive 20-plus win seasons, all culminating with tournament runs in March. He had the Hokies in position to make the program's first NCAA Tournament appearance since 2006 in 2020, before COVID-19 led to the cancellation of the event. The Hokies made a WNIT Championship game appearance in 2018 and made it to the WNIT's Sweet Sixteen in 2017 and 2019.

▪ The Hokies set numerous program records in 2019-20, most notably winning 11 ACC games for the first time and earning the five seed at the conference's tournament.

▪ To begin his tenure, Brooks and the Hokies reeled off 15 straight wins to open the 2016-17 season, Tech's strongest start to a season in 18 years. Behind that strong start, Tech climbed to as high as No. 15 in the AP Poll.

▪ Brooks has ushered in a new era of uptempo basketball at Virginia Tech, as his Hokies have reset the program scoring record twice and surpassed the mark for 3-pointers made.

▪ During his time in Blacksburg, Brooks has recruited and developed All-ACC performer Taylor Emery, who set the single season scoring record in 2017-18 at 667 points. She also scored the most field goals in a single campaign with 236. She became the fastest player to 1,000 points (55 games) and was the first Hokie to earn first team All-ACC honors when she did so in 2019.

▪ Four Hokies have reached 1,000 points since Brooks joined Tech including All-ACC performers Emery, Regan Magarity and senior guard Aisha Sheppard.

▪ Magarity graduated in 2019 with her name imprinted all throughout the record book, with over 1,600 points and an ACC record 1,299 rebounds.

▪ Brooks joined the Hokies after an impressive 14-seasons at his alma mater, James Madison. He compiled a record of 337-122 (.756) making him the winningest coach in JMU program history. He guided the Dukes to 11 consecutive postseason appearances that included six NCAA bids and five trips to the WNIT.

▪ Over an 11-year stretch (2005-16), Brooks' squads never won fewer than 24 games, averaging 26.3 wins per year. The Dukes won three consecutive CAA championships under Brooks' tutelage (2014-16) and captured a total of five conference titles.

▪ During those final three seasons in Harrisonburg, Brooks and the Dukes compiled an impressive 60-3 record in conference play.

▪ He was named CAA Coach of the Year for a fourth time in 2015-16, while his student-athletes also garnered CAA Player and Rookie of the Year honors.

▪ Under Brooks, JMU tallied six CAA Players of the Year, three Rookies of the Year and two Defensive Players of the Year. The Duke also recorded 31 All-CAA selection, 11 Defensive Team and 10 All-Rookie Team selections during his tenure.

▪ The Waynesboro, Virginia native has coached four WNBA Draft picks; Tamara Young, Lauren Okafor and Jazmon Gwathmey from JMU and Regan Magarity from Tech (2019).

▪ BA 1992 graduate of JMU, Brooks played for three seasons under legendary coach Lefty Driessell and made two NIT appearances while earning a degree in business management. He began his coaching career as a part-time assistant for the 1993-94 JMU men's squad that won the CAA Tournament and advanced to the NCAA Tournament.

▪ After four seasons as an assistant for the men's program at VMI (1994-98), he moved back to his alma mater as a men's assistant from 1998-2002. He was named interim women's head coach on Dec. 6, 2002 before taking over those duties on a full-time basis on March 21, 2003.



COMMONWEALTH COMPETITION

- Since taking over in 2016, Kenny Brooks has faced eight different programs from Virginia and owns a 11-7 record against those teams.
- In total games played in Virginia, he has led the Hokies to a 60-21 (.740) mark.

CONDENSED NON-CON IN 2020

- The Hokies have just four non-conference contests on their schedule in 2020-21, in part due to the expanded 20-game ACC schedule and in part because the start of the season was pushed back three weeks later than usual to November 25.
- After competing against Richmond (11/25), the Hokies are slated to play vs. Liberty (11/28), George Washington (12/1), Appalachian State (12/4) and the Runnin' Bulldogs of Gardner-Webb (12/6) all at Cassell Coliseum.

GREEN AMONGST D1'S BEST

- G Da'Ja Green ranks 10th amongst active D1 players in career assists with 472.
- She recorded 435 at Wofford in her three seasons there, where she graduated with the third-most in program history.

FAMILY ATMOSPHERE IN BLACKSBURG

- Coach Brooks' second daughter Chloe is a r-So. G on the team. The Hokies are one of at least two programs in D1 in which the head coach has their daughter on the roster in 2020-21 (Southern Utah).

TWO HOKIES HAVE EARNED ACC'S POW

- Senior guard Aisha Sheppard was recognized by the conference's Blue Ribbon Panel as the Player of the Week, on Feb. 1, the first for her career.
- Sheppard averaged 22.0 points per game to lift Virginia Tech to a pair of wins last week, including its best victory in program history last Thursday, as the Hokies upset second-ranked NC State in overtime, 83-71. The senior guard led all players with 28 points against the Wolfpack, scoring all of her points after halftime.
- She scored 18 of her points in overtime, as Virginia Tech set an NCAA Division I record with 26 points in the extra period. Sheppard was 12-for-14 from the free-throw line in overtime to lead the Hokies to the 12-point victory.
- Teammate Elizabeth Kitley was previously the Co-Player of the Week on Jan. 18, giving the Hokies two in the same year for the first time in program history. Tech is one of three schools to have two different ACC Players of the Week this season.

ACTIVE CAREER LEADERS IN 3-POINTERS ENTERING THE WEEK

Player	TEAM	3FGS
1. Kendall Spray	Clemson	346
2. Katie Benzan	Maryland	346
3. Taylor Robertson	Oklahoma	295
4. Kendrea Williams	Saint Peter's	288
5. Aisha Sheppard	Virginia Tech	285

MOST 3-POINTERS DURING 2020-21 SEASON

Player	TEAM	3FGS
1. Ioanna Krimili	San Francisco	68
2. Aisha Sheppard	Virginia Tech	66
3. Katie Benzan	Maryland	59
Taylor Robertson	Oklahoma	59
4. Amber Ramirez	Arkansas	57

THE HOKIES UNDER BROOKS

	2020-21	at Tech
Home	8-4	63-21
Road.....	2-3	23-28
Neutral	0-0	10-7
In non-conference games	5-0	62-10
In ACC games	5-7	32-46
Won opening tip.....	9-6	48-16
Lost opening tip.....	1-1	48-39
After a win.....	7-2	67-28
After a loss.....	2-5	24-28
Longest win streak.....	6	15
Longest losing streak	4	11

Brooks' Record When ...

Scores first	9-6	59-30
Opponent scores first.....	1-1	36-25
Leading after the 1st quarter.....	7-5	64-25
Trailing after the 1st quarter.....	2-2	23-29
Tied after the 1st quarter.....	1-0	9-1
Leading at halftime.....	8-3	73-15
Trailing at halftime	2-4	21-36
Tied at halftime	0-0	2-4
Leading after 3rd quarter	7-2	83-9
Trailing after 3rd quarter	2-5	12-41
Tied after 3rd quarter	1-0	2-2
In games decided by <5 points	1-5	12-19
In games decided by 6-10 points	0-2	22-18
In games decided by 11-15 points	3-0	16-4
In games decided by 16-20 points	2-0	12-7
In games decided by 21+ points.....	4-0	34-8
In overtime games.....	0-0	2-3

Brooks' Team's High & Low Water Marks ...

FG made	35	44
FG att.....	68	76
3FG made.....	16	18
3FG att	39	39
FT made	20	31
FT att.....	26	40
Rebounds	58	56
Assists	21	28
Steals	6	14
Blocks	11	10
Turnovers.....	24	28
Largest halftime lead	22	37
Largest halftime deficit.....	9	27
Most points scored in a half	51	60
Fewest points scored in a half	24	9
Most points scored.....	92	105
Fewest points scored.....	54	27
Opponent most points scored.....	89	107
Opponent fewest points scored.....	39	32
Highest scoring quarter.....	29	39
Lowest scoring quarter.....	8	2
Opponent highest scoring quarter.....	32	32
Opponent lowest scoring quarter	4	4

Brooks' Teams For ...

vs. ranked opponents.....	1-2	3-23
vs. ranked ACC opponents.....	1-2	2-22
Day Games.....	6-4	47-33
Night Games (5 p.m. tip-off or later) ...	4-3	48-23
Month of November.....	2-0	28-3
Month of December.....	4-2	26-4
Month of January	3-5	14-25
Month of February.....	1-0	15-16
Month of March	0-0	13-8
On Monday.....	0-0	5-0
On Tuesday	1-0	8-0
On Wednesday	1-0	9-3
On Thursday.....	4-4	25-23
On Friday	1-0	12-2
On Saturday	1-0	7-4
On Sunday.....	2-3	30-24
Wearing White	5-4	54-18
Wearing Maroon.....	5-1	18-19
Wearing Orange.....	0-0	16-6
Wearing Black	0-2	7-13

2020 VIRGINIA TECH ROSTERS

No.	Name	Pos.	No.	Name	vl	Pos.	Ht.	Cl.	Hometown	High School/Last School
5	Amoore, Georgia	G	0	Makayla Ennis	1	G/F	6-0	So.	Brampton, Ontario, Canda	Lincoln Prep
15	Baines, Azana	G	2	Aisha Sheppard	3	G	5-9	Sr.	Alexandria, Virginia	St. John's (High School)
3	Brooks, Chloe	G	3	Chloe Brooks	1	G	5-10	Fr.	Harrisonburg, Virginia	Spotswood
0	Ennis, Makayla	G/F	5	Georgia Amoore	-	G	5-5	Fr.	Ballarat, Victoria, Australia	Loretto College Ballarat
35	Geiman, Taylor	G/F	10	Da'Ja Green	-	G	5-6	Sr.	Ellenwood, Georgia	Morrow (Wofford)
10	Green, Da'Ja	G	11	D'asia Gregg	-	F	6-2	Jr.	Florence, South Carolina	Wilson (GT/Gulf Coast State)
11	Gregg, D'asia	F	15	Azana Baines	-	G	6-1	So.	Blackwood, New Jersey	Gloucester Catholic (Duke)
23	Jones, Asiah	F	21	Shamarla King	-	G	6-0	Fr.	Hartford, Connecticut	The Watkinson School
22	King, Cayla	G	22	Cayla King	1	G	5-11	So.	Greensboro, North Carolina	Northwest Guilford
21	King, Shamarla	G	23	Asiah Jones	-	F	6-3	r-Sr.	Sacramento, California	Woodmont/USC
33	Kitley, Elizabeth	C	33	Elizabeth Kitley	1	C	6-5	So.	Summerfield, North Carolina	Northwest Guilford
2	Sheppard, Aisha	G	35	Taylor Geiman	1	G/F	6-0	So.	Hannover, Pennsylvania	South Western

PRONUNCIATIONS

MAKAYLA Ennis Muh-kayla
AISHA Sheppard Asia
 Georgia **AMOORE** Aye-more
DA'JA Green Day-shuh

D'ASIA Gregg Dee-Asia
AZANA Baines Uh-zohn-uh
ASIAH Jones Asia
 Taylor **GEIMAN** Guy-man

WHERE WE COME FROM

VIRGINIA 2 (Brooks, , Sheppard)
NORTH CAROLINA 2 (C. King, Kitley)
AUSTRALIA 1 (Amoore)
CALIFORNIA 1 (Jones)
CANADA 1 (Ennis)
CONNECTICUT 1 (S. King)
GEORGIA 1 (Green)
NEW JERSEY 1 (Baines)
PENNSYLVANIA 1 (Geiman)
SOUTH CAROLINA 1 (Gregg)

HOKIES BY CLASS

FRESHMEN (4)	SOPHOMORES (6)	JUNIORS (1)	SENIORS (4)
Shamarla King Georgia Amoore	Chloe Brooks Elizabeth Kitley Taylor Geiman Cayla King Makayla Ennis Azana Baines	D'asia Gregg	Asiah Jones Da'Ja Green Aisha Sheppard



KENNY BROOKS
Head Coach
(5th season)



SHAWN POPPIE
Associate Head Coach
(5th season)



CHRISTALL CALDWELL
Assistant Coach
(1st season)



LINDSEY HICKS
Assistant Coach
(1st season)

2020-2021 Virginia Tech Women's Basketball Overall Statistics (as of Feb 4, 2021)

Overall Record: 10-7 Conf: 5-7 Home: 8-4 Away: 2-3 Neutral: 0-0

#	Player	GP-GS	MIN	AVG	FG		3PT		FT		Rebounds				PF	DQ	A	TO	BLK	STL	PTS	AVG
					FG-FGA	FG%	3FG-FGA	3FG%	FT-FTA	FT%	OFF	DEF	TOT	AVG								
02	Sheppard, Aisha	17-17	556	32.7	98-254	.386	66-178	.371	62-75	.827	9	36	45	2.6	44	2	51	33	3	18	324	19.1
33	Kitley, Elizabeth	17-17	581	34.2	125-232	.539	3-7	.429	68-92	.739	48	145	193	11.4	31	0	37	50	33	6	321	18.9
05	Amoore, Georgia	17-15	483	28.4	61-158	.386	35-88	.398	17-23	.739	4	32	36	2.1	50	4	77	50	4	10	174	10.2
22	King, Cayla	17-15	502	29.5	47-114	.412	44-107	.411	18-24	.750	15	37	52	3.1	51	0	18	9	6	8	156	9.2
23	Jones, Asiah	12-12	264	22.0	47-90	.522	0-3	.000	10-17	.588	23	46	69	5.8	32	1	10	28	25	6	104	8.7
15	Baines, Azana	10-8	227	22.7	27-67	.403	4-15	.267	6-9	.667	16	42	58	5.8	25	2	17	17	1	8	64	6.4
11	Gregg, D'asia	9-0	127	14.1	9-27	.333	4-15	.267	5-6	.833	9	14	23	2.6	12	0	9	2	0	1	27	3.0
10	Green, Da'Ja	17-1	260	15.3	16-38	.421	8-16	.500	2-4	.500	4	23	27	1.6	15	0	37	21	0	8	42	2.5
40	Obouh Fegue, Alex	11-0	72	6.5	10-22	.455	0-0	.000	2-4	.500	13	27	40	3.6	13	0	0	11	4	4	22	2.0
00	Ennis, Makayla	17-0	182	10.7	11-28	.393	6-10	.600	0-0	.000	12	24	36	2.1	28	2	8	6	1	3	28	1.6
35	Geiman, Taylor	8-0	115	14.4	3-20	.150	1-17	.059	0-2	.000	5	9	14	1.8	12	0	10	8	1	1	7	0.9
12	Calhoun, Shelby	4-0	21	5.3	1-5	.200	0-0	.000	1-4	.250	2	2	4	1.0	4	0	0	1	0	2	3	0.8
03	Brooks, Chloe	7-0	35	5.0	0-5	.000	0-5	.000	0-0	.000	1	3	4	0.6	4	0	4	3	2	0	0	0.0
Total		17	3425	201.5	455-1060	.429	171-461	.371	191-260	.735	191	479	670	39.4	321	11	278	248	80	75	1272	74.82
Opponents			3425	201.5	397-1040	.382	105-314	.334	211-301	.701	183	422	605	35.6	292	10	182	240	58	123	1110	65.29

Team Statistics	Hokies	OPP
SCORING	1272	1110
Points Per Game	74.8	65.3
Scoring Margin	9.5	-
FIELD GOALS-ATT	455-1060	397-1040
Field Goal Pct	.429	.382
3 POINT FG-ATT	171-461	105-314
3PT FG Pct	.371	.334
3PT Made Per Game	10.1	6.2
FREE THROWS-ATT	191-260	211-301
FT Pct	.735	.701
FT Made Per Game	11.2	12.4
REBOUNDS	670	605
Rebounds Per Game	39.4	35.6
Rebounds Margin	3.8	-
ASSISTS	278	182
Assists Per Game	16.4	10.7
TURNOVERS	248	240
Turnovers Per Game	14.6	14.1
Turnovers Margin	-0.5	-
Assist/Turnover Ratio	1.1	0.8
STEALS	75	123
Steals Per Game	4.4	7.2
BLOCKS	80	58
Blocks Per Game	4.7	3.4
ATTENDANCE	3,000	1,789
Dates/Avg Per Date	12-250	5-358
Neutral Site #/Avg	-	0-0

Conf	Date	Opponent	W/L	Score	Att.
	11/25/20	RICHMOND	W	85-64	250
	11/28/20	LIBERTY	W	81-66	250
	12/01/20	GEORGE WASHINGTON	W	92-57	250
	12/04/20	APPALACHIAN ST.	W	84-59	250
	12/06/20	GARDNER-WEBB	W	73-39	250
*	12/10/20	PITTSBURGH	W	88-71	250
*	12/17/20	at Notre Dame	L	78-84	64
*	12/31/20	FLORIDA ST.	L	63-73	250
*	01/07/21	LOUISVILLE	L	67-71	250
*	01/10/21	at Georgia Tech	L	54-56	1,200
*	01/14/21	at North Carolina	W	66-54	0
*	01/17/21	WAKE FOREST	L	64-67	250
*	01/21/21	NOTRE DAME	L	60-65	250
*	01/24/21	at NC State	L	87-89	25
*	01/28/21	NC STATE	W	83-71	250
*	01/31/21	NORTH CAROLINA	W	73-69	250
*	02/04/21	at Pittsburgh	W	74-55	500

* = Conference game

Score by Periods	1st	2nd	3rd	4th	OT	Total
Virginia Tech	348	274	335	289	26	1272
Opponents	269	284	258	285	14	1110

2020-2021 Virginia Tech Women's Basketball Overall Statistics (as of Feb 4, 2021)

Conference Games Only

Conf: 5-7 Home: 3-4 Away: 2-3 Neutral: 0-0

#	Player	GP-GS	MIN	AVG	FG		3PT		FT		Rebounds				PF	DQ	A	TO	BLK	STL	PTS	AVG
					FG-FGA	FG%	3FG-FGA	3FG%	FT-FTA	FT%	OFF	DEF	TOT	AVG								
02	Sheppard, Aisha	12-12	403	33.6	69-188	.367	44-129	.341	52-63	.825	9	23	32	2.7	34	2	33	23	2	13	234	19.5
33	Kitley, Elizabeth	12-12	441	36.8	90-182	.495	2-5	.400	45-61	.738	40	86	126	10.5	22	0	26	34	22	5	227	18.9
22	King, Cayla	12-10	383	31.9	34-87	.391	32-81	.395	17-22	.773	12	23	35	2.9	38	0	8	5	5	6	117	9.8
05	Amoore, Georgia	12-10	371	30.9	37-115	.322	23-67	.343	14-16	.875	4	22	26	2.2	35	3	61	35	2	10	111	9.3
15	Baines, Azana	10-8	227	22.7	27-67	.403	4-15	.267	6-9	.667	16	42	58	5.8	25	2	17	17	1	8	64	6.4
23	Jones, Asiah	7-7	153	21.9	20-43	.465	0-0	.000	3-6	.500	15	20	35	5.0	21	0	4	14	12	5	43	6.1
11	Gregg, D'asia	5-0	105	21.0	8-18	.444	4-9	.444	5-6	.833	5	11	16	3.2	11	0	9	1	0	1	25	5.0
10	Green, Da'Ja	12-1	143	11.9	5-19	.263	3-9	.333	2-4	.500	2	12	14	1.2	10	0	21	11	0	5	15	1.3
00	Ennis, Makayla	12-0	137	11.4	6-17	.353	3-5	.600	0-0	.000	8	16	24	2.0	25	2	8	5	1	1	15	1.3
35	Geiman, Taylor	3-0	32	10.7	1-7	.143	1-6	.167	0-0	.000	2	1	3	1.0	4	0	3	3	0	0	3	1.0
04	Obouh Fegue, Alex	6-0	28	4.7	1-3	.333	0-0	.000	1-2	.500	4	12	16	2.7	7	0	0	4	3	1	3	0.5
03	Brooks, Chloe	2-0	2	1.0	0-1	.000	0-1	.000	0-0	.000	0	0	0	0.0	0	0	0	1	0	0	0	0.0
Total		12	2425	202.1	298-747	.399	116-327	.355	145-189	.767	137	297	434	36.2	232	9	190	160	48	55	857	71.42
Opponents			2425	202.1	289-709	.408	81-210	.386	166-216	.769	126	312	438	36.5	211	8	137	178	45	80	825	68.75

Team Statistics	Hokies	OPP
SCORING	857	825
Points Per Game	71.4	68.8
Scoring Margin	2.6	-
FIELD GOALS-ATT	298-747	289-709
Field Goal Pct	.399	.408
3 POINT FG-ATT	116-327	81-210
3PT FG Pct	.355	.386
3PT Made Per Game	9.7	6.8
FREE THROWS-ATT	145-189	166-216
FT Pct	.767	.769
FT Made Per Game	12.1	13.8
REBOUNDS	434	438
Rebounds Per Game	36.2	36.5
Rebounds Margin	-0.3	-
ASSISTS	190	137
Assists Per Game	15.8	11.4
TURNOVERS	160	178
Turnovers Per Game	13.3	14.8
Turnovers Margin	1.5	-
Assist/Turnover Ratio	1.2	0.8
STEALS	55	80
Steals Per Game	4.6	6.7
BLOCKS	48	45
Blocks Per Game	4.0	3.8
ATTENDANCE	1,750	1,789
Dates-Avg Per Date	7-250	5-358
Neutral Site #-Avg	-	0-0

Date	Opponent	W/L	Score	Att.
12/10/20	PITTSBURGH	W	88-71	250
12/17/20	at Notre Dame	L	78-84	64
12/31/20	FLORIDA ST.	L	63-73	250
01/07/21	LOUISVILLE	L	67-71	250
01/10/21	at Georgia Tech	L	54-56	1200
01/14/21	at North Carolina	W	66-54	0
01/17/21	WAKE FOREST	L	64-67	250
01/21/21	NOTRE DAME	L	60-65	250
01/24/21	at NC State	L	87-89	25
01/28/21	NC STATE	W	83-71	250
01/31/21	NORTH CAROLINA	W	73-69	250
02/04/21	at Pittsburgh	W	74-55	500

Score by Periods	1st	2nd	3rd	4th	OT	Total
Virginia Tech	226	169	228	208	26	857
Opponents	203	216	195	197	14	825

0 MAKAYLA ENNIS

▪ G/F | 6-0 | Fr.
Brampton, Ontario, Canada (Lincoln Prep)



SEASON HIGHS (2020-21)

Points	12, vs. Wake Forest, 1/17/21
Minutes	29, vs. Wake Forest, 1/17/21
FG Made	5, vs. Wake Forest, 1/17/21
FG Attempts	10, vs. Wake Forest, 1/17/21
3-pt FG Made	2, 2x, vs. Wake Forest, 1/17/21
3-pt FG Attempts	3, 2x, vs. Wake Forest, 1/17/21
FT Made	-
FT Attempts	-
Rebounds	8, vs. Notre Dame, 1/21/21
Assists	2, at Pitt, 2/4/21
Blocks	1, vs. Wake Forest, 1/17/21
Steals	2, vs. Appalachian State, 12/4/20

CAREER HIGHS

Points	12, vs. Wake Forest, 1/17/21
Minutes	29, vs. Wake Forest, 1/17/21
FG Made	5, vs. Wake Forest, 1/17/21
FG Attempts	10, vs. Wake Forest, 1/17/21
3-pt FG Made	2, vs. George Washington, 12/1/20
3-pt FG Attempts	3, vs. George Washington, 12/1/20
FT Made	2, vs. Davidson, 11/24/19
FT Attempts	2, 2x last at Florida State, 12/29/19
Rebounds	8, vs. Notre Dame, 1/21/21
Assists	2, at Pitt, 2/4/21
Blocks	3, vs. Davidson, 11/24/19
Steals	2, 2x, vs. Appalachian State, 12/4/20

Year	GP	GS	Min	Avg	Total			3-Point			F-Throw			Rebounds			Avg	Ast	Avg.	TO	Stl	Blk	Pts	Avg
					FG	FGA	Pct	FG	FGA	Pct	FT	FTA	Pct	Off	Def	Tot								
2019-20	15	0	87	5.8	6	14	.429	1	7	.143	3	4	.750	7	10	17	1.1	4	0.3	2	4	3	16	1.1
2020-21	17	0	182	10.7	11	28	.393	6	10	.600	0	0	.000	12	24	36	2.1	8	0.5	6	3	1	28	1.6
TOTAL	32	0	269	8.4	17	42	.405	7	17	.412	3	4	.750	19	34	53	1.7	12	0.4	8	7	4	44	1.4

NOTES ON MAKAYLA ENNIS

2020-21 (SOPHOMORE)

•Came off the bench against Wake Forest (1/17/21) to score a career-best 12 points in 29 minutes of action.

2019-20 (FRESHMAN)

•Played in 15 contests, coming off of the bench each time.
•Averaged 1.1 points and 1.1 rebounds, scoring a career-best four points on three separate occasions.
•Played for a season-high 15 minutes in the Hokies' victory over Davidson.

HIGH SCHOOL

•Rated a 4-star recruit according to Prospect Nation. She was the OSBA League MVP and First Team All-Stars in 2017 and 2018.
•Also named TRC Academy MVP in 2018 and is a two-time Biosteel All-Canadian selection.
•Won a silver medal at the FIBA Americas U-16 and was also a member of the Canadian U-17 National Team in 2018.
•Earned OSBA Second Team All-Star accolades her senior season.

MAJOR OF STUDY

•Creative writing

2 AISHA SHEPPARD

▪ G | 5-9 | Sr.
Alexandria, Virginia (St. John's)



SEASON HIGHS (2019-20)

Points	29, vs. Notre Dame, 1/21/20
Minutes	40, at NC State, 1/24/21
FG Made	8, 2x last at NC State, 1/24/21
FG Attempts	26, vs. Notre Dame, 1/21/20
3-pt FG Made	6, vs. Florida State, 12/31/20
3-pt FG Attempts	20, vs. Notre Dame, 1/21/20
FT Made	12, vs. NC State, 1/28/21
FT Attempts	14, vs. NC State, 1/28/21
Rebounds	6, vs. Notre Dame, 1/21/20
Assists	6, 3x last vs. Notre Dame, 1/21/20
Blocks	1, 3x, last at Georgia Tech, 1/10/21
Steals	3, 3x, last vs. Louisville, 1/7/20

CAREER HIGHS

Points	32 vs. Virginia, 2/23/20
Minutes	42, 2x last vs. Georgia Tech, 2/13/20
FG Made	10, 2x last vs. Virginia, 2/23/20
FG Attempts	26, vs. Notre Dame, 1/21/20
3-pt FG Made	8, 2x last vs. Virginia, 2/23/20
3-pt FG Attempts	20, vs. Notre Dame, 1/21/20
FT Made	12, vs. NC State, 1/28/21
FT Attempts	14, vs. NC State, 1/28/21
Rebounds	7, 2x last vs. Belmont, 11/30/19
Assists	6, 4x last vs. vs. Notre Dame, 1/21/20
Blocks	3, at Monmouth, 12/12/17
Steals	3, 10x last vs. Louisville, 1/7/20

	Total				3-Point			F-Throw			Rebounds													
Year	GP	GS	Min	Avg	FG	FGA	Pct	FG	FGA	Pct	FT	FTA	Pct	Off	Def	Tot	Avg	Ast	Avg.	TO	Stl	Blk	Pts	Avg
2017-18	37	10	743	20.1	103	265	.389	76	203	.374	26	35	.743	7	54	61	1.6	46	1.2	64	30	16	308	8.3
2018-19	34	11	801	23.5	80	211	.379	59	156	.378	33	40	.825	8	58	66	1.9	50	1.5	66	23	9	252	7.4
2019-20	30	30	995	33.1	149	385	.387	84	227	.370	61	79	.772	25	69	94	3.1	47	1.6	72	36	4	443	14.8
2020-21	17	17	556	32.7	98	254	.386	66	178	.371	62	75	.827	9	36	45	2.6	51	3.0	33	18	3	324	19.1
TOTAL	118	68	3095	26.2	430	1115	.386	285	764	.373	182	229	.795	49	217	266	2.3	194	1.6	235	107	32	1327	11.2

NOTES ON AISHA SHEPPARD

- Has 285 career 3-point field goals the most in program history and the eighth-most in ACC history.
- Set the program record for 3's at No. 2 NC State (1/24/21).
- Scored 20 or more in three consecutive games twice in 2020-21.
- Scored 28 points in the OT win over No. 2 NC State (1/28/21). Eighteen of her points came in the OT period.

CAREER HONORS

- Ranks second all-time in 3-point FG in school history (262)
- First Team All-ACC 2020
- ACC All-Academic
- Set the program record with 84 3-point FGs in a single season in 2019-20
- The 28th woman in program history to score 1,000 points.

2020-21 (SENIOR)

- Named to the Preseason All-ACC Team.

2019-20 (JUNIOR)

- Started all 30 contests and led the Hokies at 14.8 ppg while adding 3.1 rebounds
- Shot 39% from the field and 37% from beyond the arc
- Knocked down eight triples twice, first in a 28-point effort at NC State, then again in a 32-point effort vs. Virginia

2018-19 (SOPHOMORE)

- Started 11 games during the season and appeared off the bench in every other contest
- Scored a season-high 17 points twice, including in the Hokies' upset of No. 13 Miami on Feb. 21
- Knocked down 59 triples to climb to eighth place all-time in program history

2017-18 (FRESHMAN)

- Appeared in all 37 games, making 10 start. She led the team with 76 3's, at the time a freshman record at Virginia Tech
- Tied the program record at the time for most 3's in an ACC contest with seven at eventual national champion Notre Dame. She scored a season-high 21 points in the contest.
- Had 10 points in her first game and scored in double figures 15 times, averaging 8.2 ppg

HIGH SCHOOL

- Was the first commit of Coach Brooks' tenure at Virginia Tech.
- The Gatorade Player of the Year for Washington, D.C., Sheppard lettered at St. John's Catholic for coach Jonathan Scribner. She was also recognized as the MVP at the She's Got Game and Art Turner Tournaments, USA Today High School All-American, first team WCAC, All-USA Washington D.C. first team, All-Metro Player of the Year, second team D.C. All-Tournament and Sheppard was an ESPN HoopGurlz 5-star recruit

MAJOR OF STUDY

- Owns a degree in broadcast journalism and is enrolled in graduate school studying agricultural and life sciences.

3 CHLOE BROOKS

▪ G | 5-10 | r-So.
Harrisonburg, Virginia (Spotswood)



SEASON HIGHS (2020-21)

Points	-
Minutes	10, vs. Gardner-Webb, 12/6/20
FG Made	-
FG Attempts	2, vs. Richmond, 11/25/20
3-pt FG Made	-
3-pt FG Attempts	2, vs. Richmond, 11/25/20
FT Made	-
FT Attempts	-
Rebounds	3, vs. Gardner-Webb, 12/6/20
Assists	3, vs. Richmond, 11/25/20
Blocks	1, 2x, vs. Gardner-Webb, 12/6/20
Steals	-

CAREER HIGHS

Points	3, vs. Miami, 2/2/20
Minutes	10, vs. Gardner-Webb, 12/6/20
FG Made	1, vs. Miami, 2/2/20
FG Attempts	2, vs. Richmond, 11/25/20
3-pt FG Made	1, vs. Miami, 2/2/20
3-pt FG Attempts	2, vs. Richmond, 11/25/20
FT Made	-
FT Attempts	-
Rebounds	3, vs. Gardner-Webb, 12/6/20
Assists	3, vs. Richmond, 11/25/20
Blocks	1, 2x, vs. Gardner-Webb, 12/6/20
Steals	-

	Total							3-Point			F-Throw			Rebounds										
Year	GP	GS	Min	Avg	FG	FGA	Pct	FG	FGA	Pct	FT	FTA	Pct	Off	Def	Tot	Avg	Ast	Avg.	TO	Stl	Blk	Pts	Avg
2018-19	0	0	0	0	0	0	0	0	0	0	0	0	0	0	0	0	0	0	0	0	0	0	0	0.0
2019-20	4	0	12	3.0	1	1	1.000	1	1	1.000	0	0	.000	0	1	1	0.3	1	.3	1	0	0	3	0.8
2020-21	7	0	35	5.8	0	5	.000	0	5	.000	0	0	.000	1	3	4	0.7	4	0.7	2	0	2	0	0.0
TOTAL	11	0	47	4.2	1	6	.167	1	6	.167	0	0	.000	1	4	5	0.5	5	0.5	3	0	2	3	0.3

NOTES ON CHLOE BROOKS

2019-20 (R-FRESHMAN)

- Averaged 3.0 minutes in four games played.
- Made her first basket in the Hokies' win over Miami (2/2/20) hitting a 3-pointer in transition.
- Saw her first action as a Hokie at the Coqui Classic vs. Wichita State recording two minutes.

2018-19 (FRESHMAN)

- Redshirted her freshman season due to injury.

HIGH SCHOOL

- A Virginia state champion with Spotswood in 2016.
- Older sister Kendyl played for the Hokies from 2016-20 and ranks fifth all-time in 3-pointers made with 160.
- Father Kenny is the head coach.

MAJOR OF STUDY

- Human development

10 DA'JA GREEN

▪ G | 5-6 | Sr.
Ellenwood, Georgia (Wofford)



SEASON HIGHS (2020-21)

Points	10, vs. Liberty, 11/28/20
Minutes	30, at Notre Dame, 12/17/20
FG Made	4, vs. Liberty, 11/28/20
FG Attempts	7, vs. Liberty, 11/28/20
3-pt FG Made	2, 3x last at Notre Dame, 12/17/20
3-pt FG Attempts	3, 2x, last at Notre Dame, 12/17/20
FT Made	1, 2x last vs. Louisville, 1/7/21
FT Attempts	2, 2x last vs. Louisville, 1/7/21
Rebounds	5, at Notre Dame, 12/17/20
Assists	6, vs. Liberty, 11/28/20
Blocks	-
Steals	2, 2x, last at Notre Dame, 12/17/20

CAREER HIGHS

Points	35, at Samford, 2/1/18
Minutes	45, vs. UNCG, 2/9/18
FG Made	14, at Samford, 2/1/18
FG Attempts	22, vs. UNC Greensboro, 1/25/20
3-pt FG Made	5, last at Furman, 2/29/20
3-pt FG Attempts	10, vs. UNC Greensboro, 1/25/20
FT Made	12, vs. N.C. Central, 11/21/17
FT Attempts	12, vs. N.C. Central, 11/21/17
Rebounds	12, vs. Samford, 2/2/19
Assists	12, last vs. Southern Wesleyan, 1/3/19
Blocks	1, last vs. UNC Greensboro, 1/25/20
Steals	4, vs. ETSU, 3/7/19

	Total							3-Point			F-Throw			Rebounds												
Year	GP	GS	Min	Avg	FG	FGA	Pct	FG	FGA	Pct	FT	FTA	Pct	Off	Def	Tot	Avg	Ast	Avg.	TO	Stl	Blk	Pts	Avg		
2020-21	17	1	260	15.3	16	38	.421	8	16	.500	2	4	.500	4	23	27	1.6	37	2.2	21	8	0	42	2.5		
TOTAL	17	1	260	15.3	16	38	.421	8	16	.500	2	4	.500	4	23	27	1.6	37	2.2	21	8	0	42	2.5		

NOTES ON DA'JA GREEN

•Is 10th among active players in assists with 472

CAREER HONORS

- SoCon All-Tournament Second Team 2019
- Second Team All-SoCon 2019 & 2018
- SoCon Player of the Week (2/26/19)
- SoCon All-Freshman Team 2018
- Ranks third all-time at Wofford in assists with 435

2020-21 (SENIOR)

•Came off the bench for the first eight games of the season before starting against No. 2 Louisville.

2019-20 (JUNIOR AT WOFFORD)

•Averaged 12.7 points, 4.1 rebounds and 4.7 assists.

2018-19 (SOPHOMORE AT WOFFORD)

- Averaged 8.9 points, 4.5 rebounds and 5.4 assists.
- Started all 31 contests, scoring in double figures 15 times and recording four double-doubles.

2017-18 (FRESHMAN AT WOFFORD)

- Averaged 12.7 points, 5.7 rebounds and 5.6 assists.
- Set a school record for minutes played in a season (1,087) and led the team in points and assists.
- Scored in double figures 17 times, including two games of 30+.

HIGH SCHOOL

- Played for four years at Morrow, reaching the playoffs once.
- Was named First Team All-Region, All-County and Southern Crescent.
- Named to honor roll all four years and ranked 13 out of 357 in her class.

MAJOR OF STUDY

•Earned an undergraduate degree in psychology from Wofford and is studying agriculture and life sciences at Tech.

Florence, South Carolina (Georgia Tech/Gulf Coast State)



Points	9, at Pitt, 2/4/21
Minutes	27, at Pitt, 2/4/21
FG Made	3, at Pitt, 2/4/21
FG Attempts	6, at NC State, 1/24/21
3-pt FG Made	1, 4x, last at Pitt, 2/4/21
3-pt FG Attempts	2, 6x last at Pitt, 2/4/21
FT Made	2, 2x last at Pitt, 2/4/21
FT Attempts	2, 3x last at Pitt, 2/4/21
Rebounds	7, at Pitt, 2/4/21
Assists	3, 2x last vs North Carolina, 1/31/21
Blocks	-
Steals	1, at NC State, 1/24/21

Points	9, at Pitt, 2/4/21
Minutes	27, at Pitt, 2/4/21
FG Made	3, at Pitt, 2/4/21
FG Attempts	6, at NC State, 1/24/21
3-pt FG Made	1, 4x, last at Pitt, 2/4/21
3-pt FG Attempts	2, 6x last at Pitt, 2/4/21
FT Made	2, 2x last at Pitt, 2/4/21
FT Attempts	2, 3x last at Pitt, 2/4/21
Rebounds	7, at Pitt, 2/4/21
Assists	3, 2x last vs North Carolina, 1/31/21
Blocks	-
Steals	1, at NC State, 1/24/21

	Total							3-Point		F-Throw			Rebounds											
Year	GP	GS	Min	Avg	FG	FGA	Pct	FG	FGA	Pct	FT	FTA	Pct	Off	Def	Tot	Avg	Ast	Avg.	TO	Stl	Blk	Pts	Avg
2020-21	9	0	127	14.1	9	27	.333	4	15	.267	5	6	.833	9	14	23	2.6	9	1.0	2	1	0	27	3.0
TOTAL	9	0	127	14.1	9	27	.333	4	15	.267	5	6	.833	9	14	23	2.6	9	1.0	2	1	0	27	3.0

- Averaged 15.3 points and 6.1 rebounds per game. Shot 47% from the field.

- Scored a season-high 15 points against GSU.

▪Was ranked No. 88 by All Star Girls Report, 89 by Prospect Nation and 99 by Collegiate Girls Basketball Report.

- Public health

15 AZANA BAINES

▪ G | 6-0 | So.
Blackwood, New Jersey (Duke)



SEASON HIGHS (2020-21)

Points	16, vs. NC State, 1/28/21
Minutes	37, vs. NC State, 1/28/21
FG Made	6, vs. NC State, 1/28/21
FG Attempts	12, vs. NC State, 1/28/21
3-pt FG Made	1, 4x last vs. North Carolina, 1/31/21
3-pt FG Attempts	2, vs. Louisville, 1/7/21
FT Made	4, vs. NC State, 1/28/21
FT Attempts	5, vs. NC State, 1/28/21
Rebounds	9, at Pitt, 2/4/21
Assists	4, at NC State, 1/24/21
Blocks	1, vs. North Carolina, 1/31/21
Steals	4, at North Carolina, 1/14/21

CAREER HIGHS

Points	16, vs. NC State, 1/28/21
Minutes	37, vs. NC State, 1/28/21
FG Made	7, at Louisville, 1/5/20
FG Attempts	14, at Louisville, 1/5/20
3-pt FG Made	1, 3x last at North Carolina, 1/14/21
3-pt FG Attempts	4, at Louisville, 1/5/20
FT Made	6, at South Carolina, 12/19/19
FT Attempts	6, at South Carolina, 12/19/19
Rebounds	9, at Pitt, 2/4/21
Assists	4, at NC State, 1/24/21
Blocks	2 vs. North Carolina, 2/6/20
Steals	4, at North Carolina, 1/14/21

	Total							3-Point		F-Throw			Rebounds												
Year	GP	GS	Min	Avg	FG	FGA	Pct	FG	FGA	Pct	FT	FTA	Pct	Off	Def	Tot	Avg	Ast	Avg.	TO	Stl	Blk	Pts	Avg	
2020-21	10	8	227	22.7	27	67	.403	4	15	.267	6	9	.667	16	42	58	5.8	17	1.7	17	8	1	64	6.4	
TOTAL	10	8	227	22.7	27	67	.403	4	15	.267	6	9	.667	16	42	58	5.8	17	1.7	17	8	1	64	6.4	

NOTES ON AZANA BAINES

2020-21 (SOPHOMORE)

- Could not participate for the first seven games of the season until her waiver was approved.
- Made her debut vs. Florida State scoring nine points in 18 minutes.
- Started for the first time as as Hokie against second-ranked Louisville, scoring eight points.

2019-20 (FRESHMAN AT DUKE)

- Started four of 29 contests, averaging 4.8 points and 3.2 rebounds per game.
- She posted five double-digit scoring performances including a career-high 15 points twice and a 12-point effort at sixth-ranked Texas A&M.
- Baines played a season-high 35 minutes at seventh-ranked Louisville.

HIGH SCHOOL

- Had a decorated career with numerous accolades that included; The 2019 Courier Post, Gloucester County Times and Al Carino Basketball Club Player of the Year. She was one of five finalists for the New Jersey State Player of the Year and closed her high school career with 1,751 points averaging 20 points, 9.8 rebounds, 1.4 steals and 3.7 assists as a senior.
- In 2017-18 she was the South Jersey Times Girls Basketball and Courier Post Player of the Year as well as South Jersey MVP in 2017-18.
- Baines earned Second Team All-State in 2018 and led her squad to the Books & Basketball Association Run 4 Roses Platinum Division Championship in 2018, in addition to being selected to the Run 4 Roses U-16 Attitude Division 2018 All-Tournament Team and Most Valuable Player.

MAJOR OF STUDY

- Sociology

21 SHAMARLA KING

▪ G | 6-0 | Fr.
Hartford, Connecticut (The Watkinson School)



SEASON HIGHS (2020-21)

Points	-
Minutes	-
FG Made	-
FG Attempts	-
3-pt FG Made	-
3-pt FG Attempts	-
FT Made	-
FT Attempts	-
Rebounds	-
Assists	-
Blocks	-
Steals	-

CAREER HIGHS

Points	-
Minutes	-
FG Made	-
FG Attempts	-
3-pt FG Made	-
3-pt FG Attempts	-
FT Made	-
FT Attempts	-
Rebounds	-
Assists	-
Blocks	-
Steals	-

	Total				3-Point			F-Throw			Rebounds													
Year	GP	GS	Min	Avg	FG	FGA	Pct	FG	FGA	Pct	FT	FTA	Pct	Off	Def	Tot	Avg	Ast	Avg.	TO	Stl	Blk	Pts	Avg
2020-21	0	0	0	0.0	0	0	.000	0	0	.000	0	0	.000	0	0	0	0.0	0	0.0	0	0	0	0	0.0
TOTAL	0	0	0	0.0	0	0	.000	0	0	.000	0	0	.000	0	0	0	0.0	0	0.0	0	0	0	0	0.0

NOTES ON SHAMARLA KING

HIGH SCHOOL

- Played club ball for CT Heights.
- Won four varsity letters at The Watkinson School and won MVP awards in 2016 & 2017.
- Collected the Coaches Award.

MAJOR OF STUDY

- Enrolled in liberal arts and has not selected a single major of study.

22 CAYLA KING

▪ G | 5-11 | So.
Greensboro, North Carolina (Northwest Guilford)



SEASON HIGHS (2020-21)

Points	29, vs. Pitt, 12/10/20
Minutes	39, vs. NC State, 1/28/21
FG Made	7, vs. Pitt, 12/10/20
FG Attempts	12, vs. Pitt, 12/10/20
3-pt FG Made	7, vs. Pitt, 12/10/20
3-pt FG Attempts	12, vs. Pitt, 12/10/20
FT Made	8, vs. Pitt, 12/10/20
FT Attempts	10, vs. Pitt, 12/10/20
Rebounds	7, at North Carolina, 1/14/21
Assists	4, vs. George Washington, 12/1/20
Blocks	1, 5x last at NC State, 1/24/21
Steals	1, 3x last vs. Wake Forest, 1/17/21

CAREER HIGHS

Points	29, vs. Pitt, 12/10/20
Minutes	38, vs. Wake Forest, 1/17/21
FG Made	7, vs. Pitt, 12/10/20
FG Attempts	12, vs. Pitt, 12/10/20
3-pt FG Made	7, vs. Pitt, 12/10/20
3-pt FG Attempts	12, vs. Pitt, 12/10/20
FT Made	8, vs. Pitt, 12/10/20
FT Attempts	10, vs. Pitt, 12/10/20
Rebounds	7, at North Carolina, 1/14/21
Assists	4, vs. George Washington, 12/1/20
Blocks	1, 8x last at NC State, 1/24/21
Steals	2, 2x last at Wake Forest, 2/16/20

	Total							3-Point			F-Throw			Rebounds											
Year	GP	GS	Min	Avg	FG	FGA	Pct	FG	FGA	Pct	FT	FTA	Pct	Off	Def	Tot	Avg	Ast	Avg.	TO	Stl	Blk	Pts	Avg	
2019-20	30	0	413	13.7	28	90	.311	26	80	.325	5	7	.714	21	19	40	1.3	13	0.4	17	9	3	87	2.9	
2020-21	17	15	502	29.5	47	114	.412	44	107	.411	18	24	.750	15	37	52	3.1	18	1.1	9	8	6	156	9.2	
TOTAL	47	15	915	19.4	75	204	.368	70	187	.374	23	31	.742	36	56	92	2.0	31	0.7	26	17	9	243	5.2	

NOTES ON CAYLA KING

2020-21 (SOPHOMORE)

•Dropped a career-best 29 points in a win vs. Pitt (12/10/20) that included seven made 3's.

2019-20 (FRESHMAN)

•Played in all 30 games averaging 2.9 points and 1.3 rebounds.
•Scored a season-high nine points on 3-for-4 shooting beyond the arc in the win against Rice in the Coqui Classic in Puerto Rico.

HIGH SCHOOL

•Won two state titles in high school with teammate Elizabeth Kitley.
•McDonald's All-American nominee and the North Carolina Basketball Coaches Association Player of the Year.
•Ranked 60th overall in her class by Prospect Nation.

MAJOR OF STUDY

•Human nutrition, foods and exercise

23 ASIAH JONES

▪ F | 6-3 | r-Sr.
Sacramento, California (USC)



SEASON HIGHS (2020-21)

Points	17, vs. Richmond, 11/25/20
Minutes	29, at Georgia Tech, 1/10/21
FG Made	8, vs. Richmond, 11/25/20
FG Attempts	14, vs. Richmond, 11/25/20
3-pt FG Made	-
3-pt FG Attempts	1, 3x, vs. Gardner-Webb, 12/6/20
FT Made	3, vs. Gardner-Webb, 12/6/20
FT Attempts	4, vs. Louisville, 1/7/21
Rebounds	8, vs. George Washington, 12/1/20
Assists	3, vs. Appalachian State, 12/4/20
Blocks	5, vs. Appalachian State, 12/4/20
Steals	2, at Georgia Tech, 1/10/21

CAREER HIGHS

Points	17, vs. Richmond, 11/25/20
Minutes	36, vs. Mississippi State, 12/18/16
FG Made	8, vs. Richmond, 11/25/20
FG Attempts	14, vs. Richmond, 11/25/20
3-pt FG Made	-
3-pt FG Attempts	1, 3x, vs. Gardner-Webb, 12/6/20
FT Made	3, 2x, vs. Gardner-Webb, 12/6/20
FT Attempts	10, vs. Fresno State, 11/28/18
Rebounds	7, at UCLA, 1/22/17
Assists	3, vs. Appalachian State, 12/4/20
Blocks	8, vs. Mississippi State, 12/18/16
Steals	4, vs. California, 3/2/17

	Total							3-Point			F-Throw			Rebounds											
Year	GP	GS	Min	Avg	FG	FGA	Pct	FG	FGA	Pct	FT	FTA	Pct	Off	Def	Tot	Avg	Ast	Avg.	TO	Stl	Blk	Pts	Avg	
2019-20	0	0	0	0.0	0	0	.000	0	0	.000	0	0	.000	0	0	0	0.0	0	0.0	0	0	0	0	0.0	
2020-21	12	12	264	22.0	47	90	.522	0	3	.000	10	17	.588	23	46	69	5.8	10	0.8	28	6	25	104	8.7	
TOTAL	12	12	264	22.0	47	90	.522	0	3	.000	10	17	.588	23	46	69	5.8	10	0.8	28	6	25	104	8.7	

NOTES ON ASIAH JONES

2020-21 (R-SENIOR)

- Has started each contest this season.
- Recorded her first double-double as a Hokie against Appalachian State (12/4/20) with 14 points and 10 rebounds. She also swatted five shots in that contest, the most by a Hokie this season.

2019-20 (R-JUNIOR)

- Sat out due to NCAA transfer rules.

2018-19 (R-SOPHOMORE AT USC)

- Played in 26 games with four starts.
- Averaged 4.7 points and 3.2 rebounds.

2017-18 (SOPHOMORE AT USC)

- Reshirted due to injury.

2016-17 (FRESHMAN AT USC)

- Appeared in 29 games, starting seven as a true freshman.
- Had eight blocks in a contest vs. Mississippi State, the most since Lisa Leslie had eight in 1993 and the third most blocks ever by a Trojan in a single contest.

HIGH SCHOOL

- Three-time All-Region and two-time All-State honoree in Woodmont High in Piedmont, South Carolina.
- Played in the North Carolina vs. South Carolina All Star Game in 2016.
- Named the MVP of the County All-Star Game in 2016.
- Played for the SC 76ers in club ball.

MAJOR OF STUDY

- Graduated in the fall of 2020 with a degree in sociology.

33 ELIZABETH KITLEY

▪ C | 6-5 | So.
Summerfield, North Carolina (Northwest Guilford)



SEASON HIGHS (2020-21)

Points	30, 2x last at NC State, 1/24/21
Minutes	43, vs. NC State, 1/28/21
FG Made	14, vs. Appalachian State, 12/4/20
FG Attempts	22, at NC State, 1/24/21
3-pt FG Made	1, 3x last vs. North Carolina, 1/31/21
3-pt FG Attempts	1, 7x, last vs. North Carolina, 1/31/21
FT Made	8, vs. North Carolina, 1/31/21
FT Attempts	10, 2x last vs. North Carolina, 1/31/21
Rebounds	21, vs. Wake Forest, 1/17/21
Assists	6, vs. Pitt, 12/10/20
Blocks	5, vs. Appalachian State, 12/4/20
Steals	2, at Pitt, 2/4/21

CAREER HIGHS

Points	30, 2x last at NC State, 1/24/21
Minutes	43, vs. NC State, 1/28/21
FG Made	14, vs. Appalachian State, 12/4/20
FG Attempts	20, vs. Appalachian State, 12/4/20
3-pt FG Made	1, 4x last vs. North Carolina, 1/31/21
3-pt FG Attempts	2, vs. Boston College, 1/23/20
FT Made	8, vs. North Carolina, 1/31/21
FT Attempts	10, 2x last vs. North Carolina, 1/31/21
Rebounds	21, vs. Wake Forest, 1/17/21
Assists	6, vs. Pitt, 12/10/20
Blocks	8, at Notre Dame, 2/20/20
Steals	2, at Pitt, 2/4/21

Year	GP	GS	Min	Avg	Total			3-Point		Pct	F-Throw			Rebounds			Avg	Ast	Avg	TO	Stl	Blk	Pts	Avg
					FG	FGA	Pct	FG	FGA		FT	FTA	Pct	Off	Def	Tot								
2019-20	30	30	802	26.7	154	274	.562	1	5	.250	66	99	.667	64	162	226	7.5	22	0.7	65	6	63	375	12.5
2020-21	17	17	581	34.1	125	232	.539	3	7	.429	68	92	.739	48	145	193	11.4	37	2.2	50	6	33	321	18.9
TOTAL	47	47	1383	29.4	279	506	.551	4	12	.333	134	191	.702	112	307	419	8.9	59	1.3	115	12	96	696	14.8

NOTES ON ELIZABETH KITLEY

CAREER HONORS

- 2020 ACC Freshman of the Year
- ACC All-Academic Team 2020
- Three-time ACC Freshman of the Week (11/11/19, 2/17/20, 2/24/20)
- Set the program record with a .573 FG% for an ACC season and 41 blocks

2020-21 (SOPHOMORE)

- Named to the Preseason All-ACC Team.
- A candidate for the Lisa Leslie Award.
- Leads the ACC with 11 double-doubles in nine contests.
- Scored a career-high 30 points vs. Appalachian State (12/4/20) and then scored 30 at No. 2 NC State (1/24/21).
- Named ACC Co-Player of the Week Jan. 18, 2021.

2019-20 (FRESHMAN)

- Started all 30 contests and averaged 12.5 points and 7.5 rebounds, shooting 56% from the field.
- She recorded six double-doubles on the season, all Hokie victories.
- Scored a season-high 27 points in her collegiate debut in Tech's blowout victory over Saint Francis.

HIGH SCHOOL

- Kitley is a 5-star rated center, ranked 33rd overall in her class.
- She is a two-time state champion along with teammate Cayla King.
- Named 4A State Tournament MVP and AP 4A All-State in 2017 and 2018.
- Also named to USA Today's First Team NC in 2018 and was a McDonald's All-American nominee, scoring over 1,000 points in high school.
- Participated in the Carolinas Classic where she recorded 13 points and 8 rebounds.
- Member of the National Honor Society and was ranked 18th in her graduating class of 535 students.

35 TAYLOR GEIMAN

▪ G/F | 6-0 | So.
Hanover, Pennsylvania (South Western)



SEASON HIGHS (2020-21)

Points	4, vs. Appalachian State, 12/4/20
Minutes	22, vs. Appalachian State, 12/4/20
FG Made	2, vs. Appalachian State, 12/4/20
FG Attempts	4, 2x, last vs. Pitt, 12/10/20
3-pt FG Made	1, vs. Pitt, 12/10/20
3-pt FG Attempts	4, vs. Pitt, 12/10/20
FT Made	-
FT Attempts	-
Rebounds	4, vs. Appalachian State, 12/4/20
Assists	3, vs. George Washington, 12/1/20
Blocks	1, vs. Appalachian State, 12/4/20
Steals	1, vs. Gardner-Webb, 12/6/20

CAREER HIGHS

Points	11, vs. Wichita State, 12/21/19
Minutes	20, vs. Wichita State, 12/21/19
FG Made	4, vs. Wichita State, 12/21/19
FG Attempts	6, vs. Wichita State, 12/21/19
3-pt FG Made	3, vs. Wichita State, 12/21/19
3-pt FG Attempts	5, vs. Wichita State, 12/21/19
FT Made	3, vs. Belmont, 11/30/19
FT Attempts	3, vs. Belmont, 11/30/19
Rebounds	4, 2x, vs. Appalachian State, 12/4/20
Assists	3, vs. George Washington, 12/1/20
Blocks	1, 3x, vs. Appalachian State, 12/4/20
Steals	2, vs. Wichita State, 12/21/19

	Total							3-Point			F-Throw			Rebounds											
Year	GP	GS	Min	Avg	FG	FGA	Pct	FG	FGA	Pct	FT	FTA	Pct	Off	Def	Tot	Avg	Ast	Avg.	TO	Stl	Blk	Pts	Avg	
2019-20	11	0	131	11.9	7	29	.241	6	23	.261	3	4	.750	5	12	17	1.5	6	0.5	10	6	2	23	2.1	
2020-21	8	0	115	14.8	3	20	.150	1	17	.059	0	2	.000	5	9	14	1.8	10	1.3	8	1	1	7	0.9	
TOTAL	19	0	246	12.9	10	49	.204	7	40	.175	3	6	.500	10	21	31	1.6	16	0.8	18	7	3	30	1.6	

NOTES ON TAYLOR GEIMAN

- Has not played since suffering an injury before the Louisville game (1/7/21).
- Will not feature for the remainder of the 2020-21 season (ACL).

2019-20 (FRESHMAN)

- Played in 11 games before her season was cut short due to injury. Geiman tore her ACL at Duke (1/12/20).
- Averaged 2.1 points and 1.5 rebounds in just under 12 minutes per contest.
- At the Coqui Classic in Puerto Rico, registered season highs in points (11), minutes (20) and FGs (4).

HIGH SCHOOL

- Geiman was the YIAAA Player of the Year in addition to being First Team All-County and Second Team All-State and her team's captain her senior year. She eclipsed the 1,000-point threshold as well.
- Rated a 3-star recruit by ESPN.
- Also played soccer and track. On the soccer field she was a First Team All-County player and named a GameTime PA YIAAA First Team All-Star. In track, she was a silver medalist at the county meet and district qualifier for javelin. She graduated high school with 12 varsity letters.
- Was a member of the National Honor Society, Student Council and was president of the Varsity Club. She was also nominated for the Lewis Atwater Youth Award for outstanding contributions to human relations and was ranked second academically in her class out of 330 students.

MAJOR OF STUDY

- Biomedical engineering

2020-21 GAME RECAPS

GAME ONE

GAME TWO



RICHMOND VIRGINIA TECH

64
85

CASSELL COLISEUM • BLACKSBURG, VA • NOV. 25, 2020 • ATTENDANCE: 250

BLACKSBURG – The Virginia Tech women's basketball team started its 2020-21 campaign with a convincing 85-64 victory over Richmond Wednesday at Cassell Coliseum behind five players in double figures led by Georgia Amore's 19.

Tech begins the season 1-0 for the fifth straight season, while Richmond opens 0-1.

Senior guard Aisha Sheppard scored the game's first basket, a 3-pointer and from there the Hokies began the game up 7-3 before a 12-point run extended the cushion. Sheppard had herself one of her better halves of basketball scoring-wise making five triples including one at the buzzer heading into the half to lead all scorers with 15 points at the time.

But it was her teammates who kept the momentum after the intermission with, with reigning ACC Freshman of the Year Elizabeth Kitley tallying a double-double and securing 17 rebounds a career-best. Her frontcourt partner Asiah Jones, who started at power forward, had 17 points in her debut and added five boards and a block.

The Hokies pulled away from the Spiders with timely shots, particularly from the perimeter. In addition to Sheppard's five triples, Cayla King added three and Amore, in her first collegiate contest, scored four.

Richmond closed to as many as 15 in the second half behind 14 points from Kate Klimkiewicz and a dozen apiece from Addie Budnik and Claire Holt.

INSIDE THE BOX SCORE

- Tech shot better than 49% from the floor
- The Hokies made 12 triples, while Richmond hit just 5 of 25 from beyond the arc
- Tech owned a 40-31 rebound margin
- Richmond turned it over 16 times and the Hokies capitalized with 18 points.
- The Hokies had a 1.21 assist to turnover ratio while Richmond's was just 0.69
- The points in the paint battle was also won by Tech 36-32



LIBERTY VIRGINIA TECH

66
81

CASSELL COLISEUM • BLACKSBURG, VA • NOV. 28, 2020 • ATTENDANCE: 250

BLACKSBURG – Cayla King hit three 3's in the first quarter and after the Hokies opened up a double-digit lead, they would not look back as Tech moved to 2-0 on the young season with an 81-66 victory over Liberty Saturday on Carilion Clinic Court.

The loss moved Liberty to 0-2.

King, in her second career start scored the nine points in a three-minute span, part of a 15-2 spurt by Tech in the opening frame to take a commanding 13-point lead. By the half, she had 12 points on four triples, both career-bests.

Tech shared the ball exceptionally well, assisting on 13 of 16 first half field goals, including a rare three-pointer from center Elizabeth Kitley who connected on her second career triple.

In the second half, guard Aisha Sheppard got going, finishing with a team-high 17 points and also contributing six assists.


Off the bench, Da'Ja Green, on her birthday scored 10 points and dished out six helpers.

Liberty went on a 13-2 run in the fourth to bring it back to a 12-point game, but that was as close as the Flames would get. They were led by Emily Lytle's 14 points in the game.

INSIDE THE BOX SCORE

- Tech shot nearly 46% from the floor and 41% from beyond the arc
- The Hokies had an advantage on the glass 41-39
- Tech's defense registered eight blocks
- Liberty owned the paint with a 36-22 advantage

Official Basketball Box Score - Final														
Richmond at Virginia Tech														
11/25/20 Cassell Coliseum, Blacksburg, VA														
2020-21 Women's Basketball														
Game Time: 6:00 PM														
Game Duration: 1:48														
Attendance: 250														
Officials: Bryan Brunette, Jennifer Rozas, Kevin Sparrock														
Record: 0-1														
Richmond - 64														
NO. Name	Min	FG	3P	FT	Rebounds	Fouls	TP	AS	TO	ST	Blocks	BA	+	-
31 Elaine Chapman	F 27:45	3-10	1-5	1-1	2 3 5	3 3	8	3	2	3	0	3	-20	
12 Claire Holt	G 31:13	4-10	2-4	2-4	3 1 4	0 2	12	3	4	0	0	1	-20	
13 Alex Parson	G 17:54	2-3	0-1	0-0	0 1 1	1 0	4	0	2	0	0	0	-17	
24 Kate Klimkiewicz	G 30:24	5-16	0-6	4-5	0 4 4	2 4	14	0	2	4	1	0	-19	
32 Stobhan Ryan	G 30:14	4-7	1-3	0-0	0 2 2	0 0	9	3	0	0	1	0	-13	
20 Addie Budnik	26:02	4-10	1-5	3-3	1 2 3	3 4	12	1	2	0	2	0	-17	
1 Grace Townsend	16:11	0-1	0-0	3-4	1 5 6	2 2	1	0	0	0	0	0	-3	
2 Anyiah Carpenter	07:46	0-0	0-0	0-0	0 2 2	0 1	0	0	1	0	0	0	-3	
41 Angel Burgo	07:06	1-1	0-0	0-0	1 0 1	2 2	2	1	1	0	0	0	-1	
21 Kylee Lewandowski	04:14	0-2	0-1	0-0	0 0 0	0 0	0	0	0	0	0	0	-3	
33 Maya Ettle	01:11	0-0	0-0	0-0	0 0 0	0 0	0	0	0	0	0	0	5	
Team					0 3 3		0		0					
Totals		23-60	5-25	13-17	8 23 31	13 19	64	11	16	7	4	4	-21	
Record: 1-0														
Virginia Tech - 85														
NO. Name	Min	FG	3P	FT	Rebounds	Fouls	TP	AS	TO	ST	Blocks	BA	+	-
23 Asiah Jones	F 27:46	8-14	0-0	1-2	2 3 5	0 1	17	2	1	0	1	1	21	
33 Elizabeth Kitley	C 30:13	5-9	0-0	5-6	2 15 17	2 7	15	2	4	1	2	2	26	
2 Aisha Sheppard	G 33:50	5-12	5-8	0-0	0 0 0	3 1	15	2	1	3	1	0	15	
5 Georgia Amore	G 23:55	7-11	4-7	1-2	0 2 2	3 3	19	4	4	0	0	1	15	
22 Cayla King	G 24:06	4-8	3-7	0-0	1 0 1	3 0	11	2	1	1	0	0	23	
10 Da'Ja Green	14:12	1-1	0-0	0-0	0 3 3	2 0	2	1	2	0	0	0	8	
35 Taylor Geiman	16:03	0-3	0-0	0-0	0 2 2	0 0	0	1	1	0	0	0	12	
40 Alex Obouh Fegue	06:51	3-5	0-0	0-0	1 2 3	2 0	6	0	0	0	0	0	-5	
3 Chloe Brooks	08:54	0-2	0-0	0-0	0 0 0	1 0	1	0	3	0	0	0	-3	
0 Makayla Ennis	05:07	0-0	0-0	0-0	1 0 1	1 0	0	0	0	0	0	0	2	
12 Shelby Calhoun	04:04	0-0	0-0	0-2	2 1 3	0 1	0	0	0	0	0	0	-4	
11 D'Sisai Gregg	04:59	0-2	0-2	0-0	1 0 1	0 0	0	0	0	0	0	0	-5	
Team					1 1 2		0		0					
Totals		33-67	12-29	7-12	11 29 40	19 13	85	17	14	5	4	4	21	
Technical Fouls: NONE														
Shooting By Period														
1st FG%	2nd FG%	3rd FG%	4th FG%	5th FG%	6th FG%	7th FG%	8th FG%	9th FG%	10th FG%	11th FG%	12th FG%	13th FG%	14th FG%	15th FG%
33.3%	42.9%	100%	15.4%	0.0%	100%	36.8%	10.0%	66.7%	66.7%	50.0%	45.5%	20.0%	50.0%	50.0%
3PT%	3-7	4-9	2-3	0-0	1-1	1-1	0-0	0-0	0-0	0-0	0-0	0-0	0-0	0-0
FT%	1-1	2-2	0-0	0-0	0-0	0-0	0-0	0-0	0-0	0-0	0-0	0-0	0-0	0-0
GM FG%	23-60	36.3%	3PT%	5-25	20.0%	FT%	13-17	76.5%						
Dead Ball Rebounds: 4-0														
Period by Period Scoring														
1st	2nd	3rd	4th	TOT	1st	2nd	3rd	4th	TOT	1st	2nd	3rd	4th	TOT
14	6	21	23	64	14	6	21	23	64	14	6	21	23	64
Biggest lead	0 (1st 10:00)	28 (4th 4:49)												
Best Scoring Run	6 (3rd 7:36)	11 (1st 2:05)												
Lead Changes	0													
Times Tied	0													
Time with Lead	00:00	38:30												



Official Basketball Box Score - Final

Liberty at Virginia Tech

11/28/20 Cassell Coliseum, Blacksburg, VA

2020-21 Women's Basketball

Game Time: 2:00 PM

Game Duration: 1:47

Attendance: 250

Officials: Carla Fountain, Daryl Humphrey, Dan Outlaw

Record: 0-2

Liberty - 66

NO. Name	Min	FG	3P	FT	Rebounds	Fouls	TP	AS	TO	ST	Blocks	BA	+	-
20 Mya Berkman	F 15:57	3-6	0-0	0-1	2 2 4	2 1	6	0	4	0	0	0	-8	
11 Makaela Kesinger	G 17:22	3-7	2-3	0-0	1 4 5	2 0	8	0	0	0	1	0	-3	
12 Ashlyn Baker	G 23:29	4-7	1-2	0-1	0 1 1	1 5	9	2	0	2	0	1	-15	
23 Emily Lytle	G 28:36	6-15	1-5	1-1	2 5 7	0 4	14	0	1	1	0	3	-21	
24 Alyssa Iverson	G 23:22	1-5	0-0	0-2	0 3 3	0 1	2	1	2	1	1	0	-23	
34 Bridgette Rettstatt	17:52	3-7	0-3	1-2	0 2 2	4 1	7	1	1	0	0	1	-6	
13 Dee Brown	15:00	1-4	0-0	2-3	1 1 2	3 3	4	1	2	0	0	2	-6	
31 Bella Smuda	G 18:45	2-5	1-2	2-2	0 3 3	6 1	12	0	0	1	1	0	5	
1 Kenned Williams	19:24	1-7	0-2	0-0	0 0 0	0 0	2	1	0	1	0	1	1	
4 Nanna Lindstrom	08:35	1-2	0-1	0-0	0 0 0	0 0	2	0	1	0	0	0	-4	
15 Audrey Clark	02:58	0-0	0-0	0-0	0 1 1	0 0	0	0	1	0	0	0	-4	
2 Nyah Stallings	09:50	0-1	0-1	0-0	1 0 1	0 0	0	1	0	0	0	0	9	
Team					4 3 7		0		0					
Totals		28-69	4-17	6-12	14 25 39	13 16	66	7	11	6	2	8	-15	

Record: 2-0

Virginia Tech - 81

NO. Name	Min	FG	3P	FT	Rebounds	Fouls	TP	AS	TO	ST	Blocks	BA	+	-
23 Asian Jones	F 13:12	5-6	0-0	0-0	1 3 4	5 0	10	4	0	0	0	0	-8	
33 Elizabeth Kitley	C 29:38	4-8	1-1	7-8	1 2 0	3 7	16	3	0	0	0	0	17	
2 Aisha Sheppard	G 34:40	6-20	4-16	1-2	0 1 1	1 2	17	6	2	0	0	0	19	
5 Georgia Almoore	G 18:45	2-5	1-2	2-2	0 3 3	4 1	7	3	2	0	1	0	7	
22 Cayla King	G 35:37	5-8	5-8	0-0	0 6 6	2 0	15	2	0	1	0	1	18	
35 Taylor Geisman	19:56	0-2	0-2	0-0	2 0 2	0 1	0	1	1	0	0	0	9	
10 Dar Ja Green	28:30	4-7	2-3	0-0	1 2 3	1 0	3	0	1	0	0	0	13	
40 Nia Okouph Figue	08:41	1-3	0-0	1-2	2 3 5	0 1	3	0	1	1	1	1	3	
0 Malaysia Ernie	07:35	1-2	1-2	0-0	1 1 0	0 0	0	0	0	0	0	0	0	
3 Chloe Brooks	02:20	0-0	0-0	0-0	0 0 0	0 0	0	0	0	0	0	0	-3	
Team					4 2 6		0		0					
Totals		28-61	14-34	11-14	11 30 41	16 13	81	21	14	3	8	2	15	

Record: 14-3

Liberty - 66

NO. Name	Min	FG	3P	FT	Rebounds	Fouls	TP	AS	TO	ST	Blocks	BA	+	-
23 Asian Jones	F 13:12	5-6	0-0	0-0	1 3 4	5 0	10	4	0	0	0	0	-8	
33 Elizabeth Kitley	C 29:38	4-8	1-1	7-8	1 2 0	3 7	16	3	0	0	0	0	17	
2 Aisha Sheppard	G 34:40	6-20	4-16	1-2	0 1 1	1 2	17	6	2	0	0	0	19	
5 Georgia Almoore	G 18:45	2-5	1-2	2-2	0 3 3	4 1	7	3	2	0	1	0	7	
22 Cayla King	G 35:37	5-8	5-8	0-0	0 6 6	2 0	15	2	0	1	0	1	18	
35 Taylor Geisman	19:56	0-2	0-2	0-0	2 0 2	0 1	0	1	1	0	0	0	9	
10 Dar Ja Green	28:30	4-7	2-3	0-0	1 2 3	1 0	3	0	1	0	0	0	13	
40 Nia Okouph Figue	08:41	1-3	0-0	1-2	2 3 5	0 1	3	0	1	1	1	1	3	
0 Malaysia Ernie	07:35	1-2	1-2	0-0	1 1 0	0 0	0	0	0	0	0	0	0	
3 Chloe Brooks	02:20	0-0	0-0	0-0	0 0 0	0 0	0	0	0	0	0	0	-3	
Team					4 2 6		0		0					
Totals		28-61	14-34	11-14	11 30 41	16 13	81	21	14	3	8	2	15	

Record: 14-3

Liberty - 66

NO. Name	Min	FG	3P	FT	Rebounds	Fouls	TP	AS	TO	ST	Blocks	BA	+	-
23 Asian Jones	F 13:12	5-6	0-0	0-0	1 3 4	5 0	10	4	0	0	0	0	-8	
33 Elizabeth Kitley	C 29:38	4-8	1-1	7-8	1 2 0	3 7	16	3	0	0	0	0	17	
2 Aisha Sheppard	G 34:40	6-20	4-16	1-2	0 1 1	1 2	17	6	2	0	0	0	19	
5 Georgia Almoore	G 18:45	2-5	1-2	2-2	0 3 3	4 1	7	3	2	0	1	0	7	
22 Cayla King	G 35:37	5-8	5-8	0-0	0 6 6	2 0	15	2	0	1	0	1	18	
35 Taylor Geisman	19:56	0-2	0-2	0-0	2 0 2	0 1	0	1	1	0	0	0	9	
10 Dar Ja Green	28:30	4-7	2-3	0-0	1 2 3	1 0	3	0	1	0	0	0	13	
40 Nia Okouph Figue	08:41	1-3	0-0	1-2	2 3 5	0 1	3	0	1	1	1	1	3	
0 Malaysia Ernie	07:35	1-2	1-2	0-0	1 1 0	0 0	0	0	0	0	0	0	0	
3 Chloe Brooks	02:20	0-0	0-0	0-0	0 0 0	0 0	0	0	0	0	0	0	-3	
Team					4 2 6		0		0					
Totals		28-61	14-34	11-14	11 30 41	16 13	81	21	14	3	8	2	15	

Record: 14-3

Liberty - 66

NO. Name	Min	FG	3P	FT	Rebounds	Fouls	TP	AS	TO	ST	Blocks	BA	+	-
23 Asian Jones	F 13:12	5-6	0-0	0-0	1 3 4	5 0	10	4	0	0	0	0	-8	
33 Elizabeth Kitley	C 29:38	4-8	1-1	7-8	1 2 0	3 7	16	3	0	0	0	0	17	
2 Aisha Sheppard	G 34:40	6-20	4-16	1-2	0 1 1	1 2	17	6	2	0	0	0	19	
5 Georgia Almoore	G 18:45	2-5	1-2	2-2	0 3 3	4 1	7	3	2	0	1	0	7	
22 Cayla King	G 35:37	5-8	5-8	0-0	0 6 6	2 0	15	2	0	1	0	1	18	
35 Taylor Geisman	19:56	0-2	0-2	0-0	2 0 2	0 1	0	1	1	0	0	0	9	
10 Dar Ja Green	28:30	4-7	2-3	0-0	1 2 3	1 0	3	0	1	0	0	0	13	
40 Nia Okouph Figue	08:41	1-3	0-0	1-2	2 3 5	0 1	3	0	1	1	1	1	3	
0 Malaysia Ernie	07:35	1-2	1-2	0-0	1 1 0	0 0	0	0	0	0	0	0	0	
3 Chloe Brooks	02:20	0-0	0-0	0-0	0 0 0	0 0	0	0	0	0	0	0	-3	
Team					4 2 6		0		0					
Totals		28-61	14-34	11-14	11 30 41	16 13	81	21	14	3	8	2	15	

Record: 14-3

Liberty - 66

NO. Name	Min	FG	3P	FT	Rebounds	Fouls	TP	AS	TO	ST	Blocks	BA	+	-
23 Asian Jones	F 13:12	5-6	0-0	0-0	1 3 4	5 0	10	4	0	0	0	0	-8	
33 Elizabeth Kitley	C 29:38	4-8	1-1	7-8	1 2 0	3 7	16	3	0	0	0	0	17	
2 Aisha Sheppard	G 34:40	6-20	4-16	1-2	0 1 1	1 2	17	6	2	0	0	0	19	
5 Georgia Almoore	G 18:45	2-5	1-2	2-2	0 3 3	4 1	7	3	2	0	1	0	7	
22 Cayla King	G 35:37	5-8	5-8	0-0	0 6 6	2 0	15	2	0	1	0	1	18	
35 Taylor Geisman	19:56	0-2	0-2	0-0	2 0 2	0 1	0	1	1	0	0	0	9	
10 Dar Ja Green	28:30	4-7	2-3	0-0	1 2 3	1 0	3	0	1	0	0	0	13	
40 Nia Okouph Figue	08:41	1-3	0-0	1-2	2 3 5	0 1	3	0	1	1	1	1	3	
0 Malaysia Ernie	07:35	1-2	1-2	0-0	1 1 0	0 0	0	0	0	0	0	0	0	
3 Chloe Brooks	02:20	0-0	0-0	0-0	0 0 0	0 0	0	0	0	0	0	0	-3	
Team					4 2 6		0		0					
Totals		28-61	14-34	11-14	11 30 41	16 13	81	21	14	3	8	2	15	

Record: 14-3

Liberty - 66

NO. Name	Min	FG	3P	FT	Rebounds	Fouls	TP	AS	TO	ST	Blocks	BA	+	-
23 Asian Jones	F 13:12	5-6	0-0	0-0	1 3 4	5 0	10	4	0	0	0	0	-8	
33 Elizabeth Kitley	C 29:38	4-8	1-1	7-8	1 2 0	3 7	16	3	0	0	0	0	17	
2 Aisha Sheppard	G 34:40	6-20	4-16	1-2	0 1 1	1 2	17	6	2	0	0	0	19	
5 Georgia Almoore	G 18:45	2-5	1-2	2-2	0 3 3	4 1	7	3	2	0	1	0	7	
22 Cayla King	G 35:37	5-8	5-8	0-0	0 6 6	2 0	15	2	0	1	0	1	18	
35 Taylor Geisman	19:56	0-2	0-2	0-0	2 0 2	0 1	0	1	1	0	0	0	9	
10 Dar Ja Green	28:30	4-7	2-3	0-0	1 2 3	1 0	3	0	1	0	0	0	13	
40 Nia Okouph Figue	08:41	1-3	0-0	1-2	2 3 5	0 1	3	0	1	1	1	1	3	
0 Malaysia Ernie	07:35	1-2	1-2	0-0	1 1 0	0 0	0	0	0	0	0	0	0	
3 Chloe Brooks	02:20	0-0	0-0	0-0	0 0 0	0 0	0	0	0	0	0	0	-3	
Team					4 2 6		0		0					
Totals		28-61	14-34	11-14	11 30 41	16 13	81	21	14	3	8	2	15	

Record: 14-3

Liberty - 66

NO. Name	Min	FG	3P	FT	Rebounds	Fouls</
----------	-----	----	----	----	----------	---------

GAME THREE



GEORGE WASHINGTON 64

VIRGINIA TECH 85

CASSELL COLISEUM • BLACKSBURG, VA • DEC. 1, 2020 • ATTENDANCE: 250

BLACKSBURG – Georgia Amore scored the game's first two baskets on layups and Tech sprinted out to a 13-0 lead that would be indicative of the evening as the Hokies defeated George Washington 92-57 Tuesday night on Carilion Clinic Court at Cassell Coliseum to move to 3-0 on the young season.

The Colonials dropped to 2-1.

Senior guard Aisha Sheppard continued her tear to open the season by knocking down four 3-pointers in the opening 20 minutes, helping the Hokies take a 49-27 advantage into the locker room. She had 18 points on 6 of 9 shooting and keyed a 12-4 run to end the half.

Tech also received a big night from its other All-ACC performer as center Elizabeth Kitley registered a double-double with 16 points and 12 rebounds. She made all seven of her field goal attempts.

In the third quarter the Hokies used a 15-0 run to grab a 39-point lead with timely contributions from Alex Obouh Fegue and Makayla Ennis off the bench, who hit two triples in the contest.

Tech's 92 points were 17 more than the Colonials had given up in its first two contests combined.

INSIDE THE BOX SCORE

- Tech owned the glass with a 48-19 margin
- The Hokies made a season-high 16 triples while the Colonials made just two
- GW was 50% from the free throw line (11-22)
- Tech's assist to turnover ratio was 1.0 (18-18)

GAME NOTES

- Virginia Tech is now 12-10 against the Colonials.
- Kenny Brooks' record moves to 89-49 at Virginia Tech and 426-171 in his career.
- Tech is 11-2 all-time on December 1.
- The win was the Hokies' 58th straight against non-conference opposition inside Cassell.
- Tech's starting lineup of Amore, Sheppard, Cayla King, Jones and Kitley, accounted for 72 points.
- Kitley registered a double-double (16 points, 12 rebounds), her third consecutive to open the season and the first time in her career that she has had three in a row.
- The 22-point output was Sheppard's first 20-point game since scoring 32 vs. Virginia (Feb. 23, 2020)

Official Basketball Box Score - Final														Game Time: 5:00 PM				
George Washington at Virginia Tech														Game Duration: 1:45				
2020-21 Women's Basketball														Attendance: 250				
Officials: N'keisha Thompson, Timothy Bryant, Nic Cepel																		
George Washington - 57														Record: 2-1				
NO.	Name	Min	FG	3P	FT	Rebounds	Fouls	TP	AS	TO	ST	Blocks	BS	BA	+/-	Shooting By Period		
23	Faith Blethen	F 26:11	2-6	1-3	0-0	0	2	2	0	5	3	0	1	0	1	-19	1st FG% 6-17 35.3%	
30	Nellia Luma	F 15:19	1-5	0-1	0-0	0	0	0	5	3	2	0	0	1	0	-7	3PT% 0-1 0.0%	
31	Moyowa Taiwo	F 22:54	3-10	0-0	2-8	1	3	4	3	4	8	0	1	2	0	-20	FT% 1-4 25%	
0	Jasmine Whitney	G 27:10	5-12	1-3	2-2	0	1	1	2	2	13	3	0	1	0	-34	2nd FG% 7-17 41.2%	
22	Maddie Loder	G 22:48	2-6	0-2	4-4	0	3	3	1	3	8	4	1	2	0	-15	3PT% 0-1 0.0%	
1	Al Brigham	24:02	6-10	0-0	1-2	0	3	3	0	2	13	0	3	2	1	0	-20	FT% 0-2 0%
32	Essence Brown	22:51	1-2	0-0	1-2	0	0	0	1	1	3	1	1	0	0	0	-23	3rd FG% 2-11 18.2%
3	Aurea Gingras	22:11	1-1	0-0	1-4	0	1	1	0	2	3	1	0	2	0	0	-13	3PT% 0-3 0.0%
24	Caranda Perera	14:59	1-3	0-0	0-0	0	0	0	1	0	2	1	2	0	0	0	-21	FT% 5-6 83.3%
4	Piper Mackie	01:35	0-1	0-0	0-0	0	1	0	0	0	0	0	0	0	1	0	-3	4th FG% 7-11 63.6%
Team			2			2			4			0			0			3PT% 2-4 50.0%
Totals			22-56			2-9			11-22			4			15			GM FG% 22-56 39.3%
																3PT% 2-9 22.2%		
																FT% 11-22 50.0%		
																Technical Fouls: NONE		
																Dead Ball Rebounds: 6-0		

GAME NINE



#2 LOUISVILLE VIRGINIA TECH

71
67

CASSELL COLISEUM • BLACKSBURG, VA • JAN. 7, 2021 • ATTENDANCE: 250

BLACKSBURG – After facing a 12-point deficit in the second half, the Virginia Tech women's basketball team battled back to take a lead late, but ultimately fell to second-ranked Louisville 71-67 on Carilion Clinic Court at Cassell Coliseum.

Tech falls to 6-3 (1-3) on the season ahead of a trip to Atlanta to take on Georgia Tech this weekend.

The trailed 42-33 at the half despite shooting better than 44% from the field, as the Cardinals shot 50% and made one more triple than Tech did. But the third quarter belonged to Tech as they utilized a 1-3-1 zone and held the Cardinals to one field goal in over six minutes as the Hokies went on a 16-2 run to erase the deficit and take a one-point lead.

In all, the third frame saw Tech outscore the Cardinals 20-12 to trail by a single point heading into the fourth.

Down the stretch Aisha Sheppard hit a triple to take a two-point advantage with 2:26 to play, but those would be the final points scored by the team as guard Dana Evans closed the game with back-to-back baskets and Hailey Van Lith added two free throws to seal it with four seconds to play.

Louisville, (9-0, 2-0) was led by All-American Evans who scored 22 points in the contest. The Cardinals shot 48% from the field.

Sheppard once again led the Hokies with 20 points and was joined in double figures by Elizabeth Kitley who added 17 and seven rebounds.

GAME NOTES

- Virginia Tech is now 17-23 against the Cardinals.
- Kenny Brooks' record moves to 92-52 at Virginia Tech and 429-174 in his career.
- Tech is 3-10 all-time on January 7.
- Azana Baines and Da'Ja Green each made their first starts for the Hokies in the contest.
- The game was the first time in 2020-21 that Coach Brooks utilized the lineup of Green, Sheppard, Baines, Jones and Kitley to begin a game.
- Tech's starting lineup of Green, Sheppard, Baines, Jones and Kitley, accounted for 54 points.
- The Hokies held the Cardinal to their lowest scoring output of the season.

GAME 10



VIRGINIA TECH GEORGIA TECH

56
54

MCCAMISH PAVILION • ATLANTA, GA • JAN. 10, 2021 • ATTENDANCE: 1200

ATLANTA - The Virginia Tech women's basketball team suffered a narrow two-point loss Sunday afternoon in a back and forth affair against Georgia Tech.

With the loss, Virginia Tech falls to 6-4 (1-4) on the season and Georgia Tech moved to 6-3 (4-2) with the result.

Aisha Sheppard led all scorers with 20 points in the contest.

GAME NOTES

- Virginia Tech is now 7-12 against the Yellow Jackets.
- Kenny Brooks' record moves to 92-53 at Virginia Tech and 429-175 in his career.
- Tech is 6-10 all-time on January 10.
- The game was the first time in 2020-21 that Coach Brooks utilized the lineup of Sheppard, Cayla King, Baines, Jones and Kitley to begin a game. The starting five accounted for 44 points.

NEXT TIME ON THE COURT

- The Hokies will travel to Chapel Hill to take on the North Carolina Tar Heels on Thursday, January 14 for a 6 pm tipoff on ACC Network Extra.
- Virginia Tech trails 8-19 in the all-time series. Last season the Hokies swept the Tar Heels with 72-63 and 76-70 victories.

Official Basketball Box Score - Final

Louisville at Virginia Tech

01/07/21 Cassell Coliseum Blacksburg, Va.

2020-21 Women's Basketball

Game Time: 2:00 PM

Game Duration: 1:58

Attendance: 250

Officials: Dee Kuntz, Thomas Danaher, Joss Gullen

Louisville - 71

Record: 9-0 (2-0)

NO.	Name	Min	FG	3P	FT	Rebounds	Fouls	TP	AS	TO	ST	Blocks	BS	BA	
			M-A	M-A	M-A	OR	DR	PF							
44	Olivia Cochran	F 23:12	3-5	0-0	2-2	1	1	2	3	3	8	0	3	1	
1	Dana Evans	G 38:18	11-22	0-5	0-0	0	3	3	1	3	22	3	3	0	
4	Elizabeth Bologun	G 16:22	0-0	0-0	0-0	0	6	6	5	1	0	2	0	1	
10	Hailey Van Lith	G 37:45	5-11	1-3	4-4	2	5	7	1	6	15	3	3	0	
14	Kianna Smith	G 25:35	2-9	1-5	0-0	0	2	2	5	0	5	2	2	0	
22	Elizabeth Dixon	21:48	3-5	0-0	0-0	0	2	2	2	0	6	0	4	0	
5	Mykasa Robinson	10:46	1-3	0-0	0-1	1	1	2	1	1	2	0	1	0	
2	Ahiana Smith	13:58	2-2	0-0	0-0	0	0	0	1	1	4	0	0	0	
11	Norika Konno	09:42	2-3	2-3	0-0	0	0	0	0	0	6	0	0	0	
13	Merisiah Russell	02:34	1-2	1-1	0-0	0	0	0	1	0	3	0	0	0	
Team						3	6	9				0	0	0	
Totals			30-62	5-17	6-7	7	26	33	19	15	71	10	8	4	5

Technical Fouls: NONE

Shooting By Period

1st	FG%	11-20	55.0%
3PT%	1-3	33.3%	
FT%	2-3	66.7%	

2nd

FG%	7-16	43.8%
3PT%	3-7	42.9%
FT%	0-0	0%

3rd

FG%	5-10	50.0%
3PT%	0-1	0.0%
FT%	2-2	100%

4th

FG%	7-16	43.8%
3PT%	1-6	16.7%
FT%	2-2	100%

GM FG%

30-62	48.4%	
3PT%	5-17	29.4%
FT%	6-7	85.7%

Dead Ball Rebounds: 11

Virginia Tech - 67

Record: 6-3 (1-3)

NO.	Name	Min	FG	3P	FT	Rebounds	Fouls	TP	AS	TO	ST	Blocks	BS	BA	
			M-A	M-A	M-A	OR	DR	PF							
23	Asiah Jones	F 24:35	3-4	0-0	2-4	2	3	5	1	2	8	0	1	0	
33	Elizabeth Kitley	C 35:36	6-14	0-0	5-8	2	5	7	2	5	17	1	0	1	
2	Aisha Sheppard	G 38:52	4-13	3-8	9-12	2	2	4	2	9	20	3	2	3	
10	Da'Ja Green	G 11:15	0-2	0-0	1-2	0	1	1	0	1	1	2	1	0	
15	Azana Baines	G 24:45	4-10	0-2	0-0	0	7	8	3	2	8	0	3	0	
5	Georgia Amoree	32:02	2-6	1-5	0-0	0	2	2	3	0	5	4	3	1	
22	Cayla King	30:13	3-7	2-5	0-0	1	2	3	4	0	8	2	1	1	
0	Makayla Ennis	02:23	0-0	0-0	0-0	0	0	0	0	0	1	1	0	0	
3	Chloe Brooks	00:19	0-0	0-0	0-0	0	0	0	0	0	0	1	0	0	
Team						2	2	4				0	1	0	
Totals			22-56	6-20	17-26	10	24	34	15	19	67	13	14	6	4

Technical Fouls: NONE

Shooting By Period

1st	FG%	5-14	35.7%
3PT%	2-5	40.0%	
FT%	1-2	50%	

2nd

FG%	8-15	53.3%
3PT%	1-5	20.0%
FT%	3-6	50%

3rd

FG%	4-14	28.6%
3PT%	1-4	25.0%
FT%	11-14	78.6%

4th

FG%	5-13	38.5%
3PT%	2-6	33.3%
FT%	2-4	50%

GM FG%

22-56	39.3%	
3PT%	6-20	30.0%
FT%	17-26	65.4%

Dead Ball Rebounds: 8

Biggest lead

16 (2nd 3:51)

3 (1st 9:20)

Best Scoring Run

7 (2nd 6:06)

8 (3rd 6:25)

Lead Changes

9

Times Tied

2

Time with Lead

34:32

04:06

Points from

Turnovers

14

16

Paint

42

28

Second Chance

7

10

Fast Breaks

15

7

Bench

21

13

Period by Period Scoring

	1st	2nd	3rd	4th	TOT
Cards	25	17	12	17	71
Hokies	13	20	20	14	67

Official Basketball Box Score - Final
Virginia Tech at Georgia Tech
01/10/21 McCamish Pavilion, Atlanta
Georgia Tech vs. Virginia Tech

Game Time: 2:00 PM
Game Duration: 1:48
Attendance: 1,200

Officials: Bruce Morris, Fabio Cissoko-Stephens, Brandon Entenline

Virginia Tech - 54

Record: 6-4 (1-4)

NO.	Name	Min	FG	3P	FT	Rebounds	Fouls	TP	AS	TO	ST	Blocks	BS	BA
			M-A	M-A	M-A	OR	DR	PF						
23	Asiah Jones	F 28:45	4-7	0-0	0-0	2	5	7	2	1	8	1	1	2
33	Elizabeth Kitley	C 27:52	4-13	0-0	1-2	1	2	3	3	2	9	1	1	0
2	Aisha Sheppard	G 30:01	5-15	4-10	6-6	1	3	4	3	5	20	2	1	1
15	Azana Baines	G 25:22	1-5	0-1	0-0	1	3	4	1	0	2	0	1	1
22	Cayla King	G 27:51	2-4	1-2	0-0	1	0	1	4	1	5	0	0	0
5	Georgia Amoree	23:22	3-8	1-2	1-2	3	1	4	2	1	8	3	4	1
10	Da'Ja Green	15:22	0-4	0-1	0-0	0	0	0	2	0	0	1	2	0
0	Makayla Ennis	10:53	0-2	0-1	0-0	0	0	0	2	0	0	1	0	0
40	Alex Obouh Fegue	10:32	1-1	0-0	0-0	0	6	6	1	0	2	0	0	2
Team						3	2	5	0	0	2			
Totals			20-60	6-17	8-10	12	22	34	20	10	54	9	12	5

Technical Fouls: NONE

Shooting By Period	
1 st FG%	4-15 26.7%
3PT%	1-3 33.3%
FT%	2-2 100%
2 nd FG%	5-12 41.7%
3PT%	1-5 20.0%
FT%	2-2 100%
3 rd FG%	6-23 34.8%
3PT%	3-6 50.0%
FT%	0-0 0%
4 th FG%	3-10 30.0%
3PT%	1-3 33.3%
FT%	4-6 66.7%
GM FG%	20-60 33.3%
3PT%	6-17 35.3%
FT%	8-10 80.0%

Dead Ball Rebounds: 2-1

Georgia Tech - 56

Record: 6-3 (4-2)

NO.	Name	Min	FG	3P	FT	Rebounds	Fouls	TP	AS	TO	ST	Blocks	BS	BA
			M-A	M-A	M-A	OR	DR	PF						
13	Londell Cubey	F 32:35	3-12	0-0	4-4	2	11	13	1	3	10	2	2	0
20	Neresa Harmosa	C 37:20	3-6	0-0	1-2	7	1	8	3	2	7	0	3	1
3	Sarah Bates	G 32:42	2-6	2-5	0-0	1	0	0	1	6	1	0	0	0
31	Lotta-Maj Lahtinen	G 34:56	7-14	0-2	3-4	1	4	5	2	6	17	2	2	1
41	Kiera Fletcher	G 38:46	3-11	1-2	7-9	2	3	5	0	15	4	1	0	0
24	Eyyla Love	09:37	0-1	0-1	0-0	0	3	3	0	2	0	1	2	0
00	Lynia McDouen	07:41	1-4	0-2	0-0	0	2	1	1	2	0	1	0	0
15	Ayvonice Carter	01:14	0-0	0-0	0-0	0	0	0	0	0	0	0	0	0
4	Anaya Boyd	05:09	0-2	0-1	0-0	0	1	1	2	0	2	2	0	1
Team						1	2	3	0	1				
Totals			19-56	3-13	15-19	13	27	40	10	20	56	11	13	6

Technical Fouls: NONE

Shooting By Period	
1 st FG%	6-14 42.9%
3PT%	1-1 100.0%
FT%	0-0 0%
2 nd FG%	1-14 7.1%
3PT%	1-8 12.5%
FT%	6-8 75%
3 rd FG%	4-13 30.8%
3PT%	0-0 0.0%
FT%	3-5 60%
4 th FG%	6-15 53.3%
3PT%	1-4 25.0%
FT%	6-6 100%
GM FG%	19-56 33.9%
3PT%	1-13 7.7%
FT%	15-19 78.9%

Dead Ball Rebounds: 5-1

	VT	GT	Points from	VT	GT	Period by Period Scoring			
Biggest lead	11 (3 rd 5:22)	4 (4 th 2:33)	Turnovers	13	11	1 st	2 nd	3 rd	4 th
Best Scoring Run	7 (2 nd 3:52)	11 (4 th 5:44)	Paint	18	24	VT	11	13	19
Lead Changes	7	Second Chance	9	9	GT	13	9	11	23
Times Tied	8	Fast Breaks	7	2	56				
Time with Lead	27:55	07:05	Bench	10	2				

GAME 11



VIRGINIA TECH

NORTH CAROLINA

66
54

CARMICHAEL ARENA • CHAPEL HILL, NC • JAN. 14, 2021

CHAPEL HILL, NC – The Virginia Tech women's basketball team got back into the win column Thursday night with an emphatic 66-54 victory over North Carolina snapping a four-game skid in conference play. Tech got inspired performances from North Carolina natives, Elizabeth Kitley and Cayla King who combined for 33 points in the contest that included timely shots during a second half run where the Hokies took control of the game.

Virginia Tech improved to 7-4 (2-4) with the result, the program's third consecutive victory inside historic Carmichael Arena, extending a program record.

Tech utilized a 12-2 run to end the first half and erase Carolina's lead. With the clock counting down, Kitley made a shot at the buzzer to give the Hokies a 27-24 advantage.

Coming out of the locker room, Tech scored the first six points to extend the advantage, one they would not relinquish the rest of the way as the Hokies closed out the game with back-to-back 3's from King and two Georgia Amooore free throws.

North Carolina fell to 7-4 (2-4)

GAME NOTES

- Virginia Tech is 9-19 against the Tar Heels. The Hokies have won three straight in Chapel Hill for the first time in program history.
- Kenny Brooks' record moves to 93-53 at Virginia Tech and 430-175 in his career.
- Tech is 5-3 all-time on January 14.
- The game was the first time in 2020-21 that Coach Brooks utilized the lineup of Georgia Amooore, Aisha Sheppard, Azana Baines, Asiah Jones and Elizabeth Kitley from the opening tip. That starting five accounted for 50 points.
 - Tech is 6-2 with Amooore, Sheppard, Cayla King, Jones and Kitley.
 - Tech is 0-1 with Green, Sheppard, Baines, Jones and Kitley.
 - Tech is 0-1 with Sheppard, Cayla King, Baines, Jones and Kitley.
- Kitley registered her seventh double-double of the season with 18 points and 14 rebounds. She leads the conference in that category.
- Amooore dashed out seven assists a career-high.
- The Hokies held a big advantage on the glass 50-35.

GAME 12



WAKE FOREST

VIRGINIA TECH

67
64

CASSELL COLISEUM • BLACKSBURG, VA • JAN. 17, 2021 • ATTENDANCE: 250

BLACKSBURG -Elizabeth Kitley scored 18 points and tied a program record with 21 rebounds Sunday afternoon, but it was not enough for the Hokies to overcome the Wake Forest Demon Deacons, falling 67-64 at Cassell Coliseum. The Hokies are now 7-5 (2-5) ahead of Thursday night's matchup against Notre Dame, the second time those teams have clashes this season.

Kitley got the Hokies out to a good start, scoring eight of the team's first 10 points and after a Makayla Ennis 3-pointer Tech held a nine-point advantage in the opening frame. Behind great defense – nine blocks, and an advantage on the glass, Tech carried a 40-33 lead into the locker room. Kitley owned a double-double with 12 points and 10 boards to that point.

The Deacons utilized a 14-2 run in the third quarter to erase the Hokies' largest lead of the night (10 points) and from there the game was a back and forth affair, hinging on each possession.


Down the stretch, Wake (7-4, 4-3) made more plays and their effort was led by 17 points and 19 rebounds from forward Ivana Raca and an 18-point night from guard Gina Conti. Christina Morra added 17 points and the Deacons went 16-23 from the line over the course of the game.

Tech saw a career night off the bench from sophomore Makayla Ennis who scored 12 points in 29 minutes and pulled down three rebounds. Aisha Sheppard scored 14 points and added five assists in the game and Georgia Amooore accounted for six assists.

GAME NOTES

- Virginia Tech is now 16-15 against the Demon Deacons.
- Kenny Brooks' record moves to 93-54 at Virginia Tech and 430-176 in his career.
- Tech is 3-7 all-time on January 17.
- The starting lineup of Georgia Amooore, Aisha Sheppard, Cayla King, Asiah Jones and Elizabeth Kitley accounted for 46 points.
- Kitley registered her eighth double-double of the season with 18 points and 21 rebounds. She leads the conference in that category.

Official Basketball Box Score - Final													Game Time: 6:00 PM			
Virginia Tech vs North Carolina													Game Duration: 1:47			
01/14/21 Carmichael Arena, Chapel Hill																
Virginia Tech - 66 • 7-4 (2-4)																
##	Player	F	T	3P	Rebounds	PF	TP	A	TO	Blk	Stl	Min				
					Off											
23	Asiah Jones	F	1-5	0-0	2	3	5	4	2	0	1	1	0	16:27		
33	Elizabeth Kitley	C	6-13	0-1	6-7	2	12	14	2	18	1	1	2	35:54		
2	Aisha Sheppard	G	6-13	3-9	0	1	0	1	2	15	1	4	0	33:57		
5	Georgia Amooore	G	3-10	2-4	4-4	0	3	3	5	12	7	4	0	35:56		
15	Azana Baines	G	1-9	1-4	0-0	2	5	7	2	3	2	3	0	19:58		
22	Cayla King	G	5-10	5-10	0-0	2	5	7	3	15	1	1	0	32:38		
10	Da'Ja Green	G	0-1	0-0	0-0	0	1	1	2	0	1	0	0	10:04		
40	Alex Obouh Fegue	G	0-2	0-0	1-2	2	3	5	2	1	0	1	0	08:14		
0	Makayla Ennis	G	0-0	0-0	0-0	0	1	1	0	0	1	0	0	06:52		
Team					2	4	6									
Totals			22-63	11-28	11-13	13	37	50	22	66	14	16	4	200:00		
FG %		1st:	6-20	30.0%	2nd:	4-15	26.7%	3rd:	8-15	53.3%	4th:	4-13	30.8%	Game:	22-63	34.9%
3PT %		1st:	3-11	27.3%	2nd:	3-5	60.0%	3rd:	3-6	50.0%	4th:	2-6	33.3%	Game:	11-28	39.3%
FT %		1st:	0-0	0.0%	2nd:	1-2	50.0%	3rd:	6-7	85.7%	4th:	4-4	100.0%	Game:	11-13	84.6%
DeadBall		Rebounds												A, 0		
North Carolina - 54 • 7-4 (2-4)																
##	Player	F	T	3P	Rebounds	PF	TP	A	TO	Blk	Stl	Min				
					Off											
21	Malu Tshitenge	F	0-1	0-0	0-0	2	1	3	4	0	0	1	1	12:49		
44	Janelle Bailey	C	3-9	0-2	5-5	1	4	5	3	11	0	0	1	29:45		
1	Alyssa Ustby	G	1-8	0-1	0-0	1	1	2	0	2	3	2	0	29:56		
5	Stephanie Watts	G	0-8	0-2	0-0	1	2	3	2	2	1	1	0	19:38		
25	Deja Kelly	G	4-13	0-1	7-8	2	2	4	0	15	3	2	0	39:08		
2	Petra Holasinská	G	3-9	3-7	1-2	0	2	2	2	10	0	2	0	1	23:40	
31	Anya Poole	F	1-7	0-1	0-0	1	9	10	1	2	0	1	2	0	20:48	
3	Kennedy Todd-Williams	F	3-5	2-2	1-2	0	3	3	2	9	2	0	1	1	19:20	
11	Ariel Young	F	1-2	1-1	0-0	0	0	0	1	3	1	2	1	1	12:48	
0	Alexandra Zelaya	F	0-1	0-1	0-0	0	0	0	1	0	0	0	0	0	02:08	
Team					2	1	3									
Totals			17-63	6-18	14-17	10	25	35	16	54	10	11	6	200:00		
FG %		1st:	5-17	29.4%	2nd:	4-14	28.6%	3rd:	4-15	26.7%	4th:	4-17	23.5%	Game:	17-63	27.0%
3PT %		1st:	2-5	40.0%	2nd:	1-5	20.0%	3rd:	1-2	50.0%	4th:	2-6	33.3%	Game:	6-18	33.3%
FT %		1st:	3-4	75.0%	2nd:	0-0	0.0%	3rd:	5-7	71.4%	4th:	6-6	100.0%	Game:	14-17	82.4%
DeadBall		Rebounds												2, 1		
Officials: Karen Presto, Angelica Sullivan, Sam Esho																
Technical fouls: Virginia Tech - NONE North Carolina - NONE																
Attendance: 0																
Score by periods																
	1st	2nd	3rd	4th	Total											
Virginia Tech	15	12	25	14	66											
North Carolina	15	9	14	16	54											
Last FG - VT 4th-1:05, UNC 4th-1:46.																
Largest lead - VT by 16 3rd-1:00, UNC by 7 2nd-7:51																
VT led for 25:58, UNC led for 11:35. Game was tied for 02:27																
In Off 2nd Fast																
Points Point T/O Chance Break Bench																
VT 16 8 15 2 16																
UNC 18 12 12 4 24																
Score tied - 2 times.																
Lead changed - 3 times.																



Official Basketball Box Score - Final

Wake Forest at Virginia Tech

01/17/21 Cassell Coliseum, Blacksburg, VA

2020-21 Women's Basketball

Game Time: 4:00 PM

Game Duration: 1:56

Attendance: 250

Wake Forest - 67

Record: 7-4 (4-3)

NO.	Name	Min	FG	3P	FT	Rebounds	PF	Fouls	TP	AS	TO	ST	Blks	Bs	4+		
			M-A	M-A	M-A	Off	DR	OT	FF	FD							
11	Ivana Raca	F	37:20	6-18	1-4	4	15	19	0	7	17	2	2	1	3	5	
23	Christina Morra	F	32:56	7-12	0-0	3-4	1	2	3	2	4	17	1	3	1	0	2
5	Gina Conti	G	29:24	5-9	2-4	6-8	0	3	3	4	5	18	3	2	0	1	1
34	Jewel Spear	G	32:54	3-8	0-4	2-3	0	1	1	3	2	8	1	2	1	0	1
32	Alexandria Scruggs	G	36:56	2-5	0-2	0-0	0	2	2	1	0	4	0	0	1	0	0
20	Olivia Summiel	F	07:01	1-3	0-1	0-2	2	3	5	4	1	2	0	1	0	0	0
2	Kaita Harrison	F	21:44	0-3	0-0	1-2	0	1	1	3	1	0	1	0	0	1	1
1	Analia Hoard	F	01:28	0-1	0-0	0-0	0	0	0	0	0	0	0	0	0	0	-2
15	Nevayah Brown	F	00:17	0-0	0-0	0-0	0	0	0	0	0	0	0	0	0	0	1
Team						2	6	8									
Totals			24-59	3-15	16-23	9	33	42	17	20	67	7	11	5	2	9	3

Shooting By Period

1st FG%	7-16	43.8%
3PT%	1-5	20.0%
FT%	3-3	100%
2nd FG%	6-17	35.3%
3PT%	1-3	33.3%
FT%	2-3	66.7%
3rd FG%	5-11	45.5%
3PT%	1-4	25.0%
FT%	9-14	64.3%
4th FG%	6-15	40.0%
3PT%	0-3	0.0%
FT%	2-3	66.7%
GM FG%	24-59	40.0%
3PT%	3-15	20.0%
FT%	16-23	69.6%

Technical Fouls: NONE

Virginia Tech - 64

Record: 7-5 (2-5)

NO.	Name	Min	FG	3P	FT	Rebounds	PF	Fouls	TP	AS	TO	ST	Blks	Bs	4+		
			M-A	M-A	M-A	Off	DR	OT	FF	FD							
23	Asiah Jones	F	11:41	3-7	0-0	0-0	3	3	6	4	0	6	2	2	1	4	0
33	Elizabeth Kitley	C	37:54	9-18	0-0	6-15	21	3	7	18	3	3	0	3	1	1	0
2	Aisha Sheppard	G	39:05	5-15	2-2	0-0	0	0	2	3	14	5	0	0	0	0	-3
6	Gyasia Amoree	G	36:14	2-9	0-4	1-2	0	3	3	5	5	6	0	0	0	1	3
22	Cayla King	G	38:15	2-6	2-6	3-3	1	2	3	2	9	0	0	1	1	0	-3
15	Aziana Baines	F	01:29	0-2	0-0	0-0	0	0	0	0	0	0	0	0	0	0	-1
0	Makayia Ennis	F	29:29	5-10	2-2	0-0	3	3	5	0	12	1	3	0	1	0	-1
10	Di'Ja Green	F	03:47	0-1	0-1	0-0	0	0	0	1	0	1	0	0	0	0	-7
40	Alex Oboush Fegue	F	02:06	0-0	0-0	0-0	0	0	1	0	0	0	0	0	0	0	-2
Team						0	3	3									
Totals			26-68	6-23	6-9	11	29	40	21	17	64	18	10	3	9	2	-3

Shooting By Period

1st FG%	10-21	47.6%
3PT%	1-4	25.0%
FT%	0-0	0%
2nd FG%	6-15	40.0%
3PT%	2-6	33.3%
FT%	5-5	100%
3rd FG%	4-15	26.7%
3PT%	1-8	12.5%
FT%	1-4	25%
4th FG%	6-17	35.3%
3PT%	2-5	40.0%
FT%	0-0	0%
GM FG%	26-68	38.2%
3PT%	6-23	26.1%
FT%	6-9	66.7%

Technical Fouls: Jones 3rd 7:01

WF

Hokies

Biggest lead

5 (4th 8:03)

10 (2nd 2:49)

Best Scoring Run

10 (3rd 4:07)

7 (1st 2:52)

Lead Changes

1

Times Tied

9

Time with Lead

08:27

25:10

Points from

WF

Hokies

Turnovers

5

13

Paint

32

34

Second Chance

11

6

Fast Breaks

2

8

Bench

3

12

Period by Period Scoring

1st

2nd

3rd

4th

TOT

WF

18

15

20

14

67

Hokies

21

19

10

14

64



NOTRE DAME
VIRGINIA TECH

$$\frac{65}{60}$$

CASSELL COLISEUM ▪ BLACKSBURG, VA ▪ JAN. 21, 2021 ▪ ATTENDANCE: 250

BLACKSBURG - Aisha Sheppard scored a season-best 29 points and the Hokies battled back from a 21-point second half deficit to cut the lead to two before the Notre Dame Fighting Irish closed the game at the free throw line. For the Hokies, it was the second consecutive loss and the result was the second loss to Notre Dame this season, dropping the squad to 7-6 (2-6).

Tech jumped out to a lead in the opening frame behind solid defense, holding a 16-9 advantage at the end of the opening 10 minutes. But it would be the Irish who would find their footing in the second quarter, outscoring the Hokies 27-9 and taking the lead for good.

Notre Dame scored the first 13 points of the second half before D'asia Gregg hit a field goal, the Hokies' first in seven minutes of game time, during which the Irish held their largest lead, 21 with 6:54 in the third quarter.

Down the stretch, Tech found its way back into the game behind Sheppard, who was just 5 for 20 from 3-point range but the Alexandria, Virginia native attacked the paint as well, getting to the free throw line 11 times. A Cayla King 3-pointer with 1:34 left in the fourth cut the Irish advantage to just two, and that would be the closest that the Hokies would come.


Maddy Westbeld (13 points, 12 rebounds) and Destinee Walker (16 points) paced the Irish on the night.

The only other Hokie in double figures was center Elizabeth Kitley who notched a third successive double-double with 15 points and 12 rebounds.

Tech shot just 30.3% from the field and was 9 for 39 from beyond the arc.

GAME NOTES

- Virginia Tech is now 2-13 against the Fighting Irish.
- Kenny Brooks' record moves to 93-55 at Virginia Tech and 430-177 in his career.
- Tech is 5-10 all-time on January 21.
- The starting lineup of Georgia Amoore, Aisha Sheppard, Cayla King, Azana Baines and Elizabeth Kitley accounted for 58 points. It was the first game of the season that this combination had been utilized from the opening tip.
- Kitley registered her ninth double-double of the season with 15 points and 12 rebounds. She leads the conference in that category after securing her third consecutive one.
- Aisha Sheppard scored five 3-pointers, taking her career total to 269, matching the program record which has stood since 2017, set by Vanessa Panousis.



Official Basketball Box Score - Final
Note Date at Virginia Tech
01/21/21 Cassell Coliseum Blacksburg, VA
2020-21 Women's Basketball

Game Time: 7:00 PM
Game Duration: 1:54
Attendance: 250

Officials: Koren Press, Luis Gonzalez, Talia Green

Note Date - 6/5

Record: 8-5 (6-3)

NO. Name	Min	FG	3P	FT	Rebounds	OR	DR	TOF	Fouls	PP	TP	AS	TO	ST	Blocks	BS	BA	+/-
34 Nadeby Westbrook	F 38:11	4-11	1-2	4-4	2	10	12	1	6	13	1	3	1	2	0	2	0	2
30 Mikayla Vaughn	C 23:14	2-6	0-0	1-2	4	2	6	4	3	5	0	2	3	2	0	1	0	2
1 Dara Mabrey	C 37:57	4-11	1-3	5-5	1	3	10	1	13	14	4	1	2	0	1	8	0	2
12 Abby Prohaska	F 19:58	0-5	0-1	1-3	3	3	6	3	2	1	1	1	1	0	0	0	3	3
21 Anaya Peoples	G 17:26	4-8	0-0	3-5	2	3	5	2	6	11	0	1	1	1	1	0	4	3
24 Destinee Walker	32:12	6-18	4-9	0-0	0	0	0	1	3	0	16	1	0	0	2	0	2	-2
33 Sam Brunelle	17:21	2-5	1-3	0-0	1	3	4	3	0	5	1	3	0	0	0	0	16	6
23 All Campbell	03:02	0-1	0-0	0-0	0	1	1	1	1	0	0	1	0	0	0	0	0	16
5 Alasia Hayes	09:32	0-0	0-0	0-0	0	4	4	2	0	1	3	0	0	0	0	0	8	8
Team					1	1	2	0	0	2								0
Totals		22-65	7-18	14-19	12	32	44	20	21	65	9	17	10	5	3	5	5	5

Technical Fouls: NONE

Shooting By Period	
1 st	FG% 4-19 21.1%
2 nd	FG% 0-3 0.0%
3 rd	FT% 1-1 100%
4 th	FG% 11-19 57.9%
5 th	FT% 4-7 57.1%
6 th	FT% 1-3 33.3%
7 th	3 rd FG% 4-13 30.8%
8 th	3 rd FT% 3-5 60.0%
9 th	FT% 6-8 75%
10 th	4 th FG% 3-14 21.4%
11 th	3 rd FT% 0-3 0.0%
12 th	FT% 4-7 57.1%
13 th	GM FG% 22-65 33.8%
14 th	GM FT% 7-18 38.9%
15 th	FT% 14-19 73.7%

Dead Ball Rebounds: 7.0

Virginia Tech - 6/0

Record: 7-6 (2-6)

NO. Name	Min	FG	3P	FT	Rebounds	OR	DR	TOF	Fouls	PP	TP	AS	TO	ST	Blocks	BS	BA	+/-
33 Elizabeth Killey	C 38:16	7-12	1-1	0-0	5	7	12	4	1	29	1	7	0	2	3	-3	0	9
2 Aisha Sheppard	C 36:16	8-26	5-20	8-11	2	4	6	2	7	15	6	1	1	0	0	0	9	9
5 Georgia Amoree	C 26:24	1-10	1-6	0-0	0	2	2	1	2	3	3	5	0	0	1	1	18	9
15 Azana Baines	F 35:41	1-3	0-1	1-2	1-4	5	5	5	1	3	2	3	1	0	0	-13	3	3
22 Cayla King	C 37:05	2-10	2-9	2-4	2	3	5	4	4	8	0	0	0	0	1	0	-10	0
0 Mekylia Ennis	23:11	0-2	0-1	0-0	3	5	8	5	0	0	1	0	0	0	0	0	-5	2
40 Alex Obach Fegue	01:44	0-0	0-0	0-0	1	2	1	0	1	0	0	1	0	0	0	0	0	2
10 Darja Green	07:04	0-0	0-0	0-0	1	0	1	0	1	1	0	0	1	0	0	0	-11	1
11 Dariaa Gregg	14:19	1-3	0-1	0-0	0	0	0	1	1	2	2	0	0	0	0	1	9	9
Team					2	1	3	0	0	0								0
Totals		20-66	9-39	11-17	17	27	44	21	20	60	15	18	2	3	5	-5	-5	5

Technical Fouls: NONE

Shooting By Period	
1 st	FG% 6-18 33.3%
2 nd	FG% 2-10 20.0%
3 rd	FT% 2-4 50%
4 th	FG% 2-12 16.7%
5 th	FT% 2-9 22.2%
6 th	FT% 3-4 75%
7 th	FG% 5-18 27.8%
8 th	FG% 2-10 20.0%
9 th	FT% 4-6 66.7%
10 th	4 th FG% 7-18 38.9%
11 th	3 rd FT% 3-10 30.0%
12 th	GM FG% 20-66 30.3%
13 th	3 rd FT% 9-29 31.1%
14 th	FT% 17-17 64.7%

Dead Ball Rebounds: 3.2

	Irish	Hokies
Biggest lead	21 (3 rd 6:54) 7 (1 st 0:07)	
Best Scoring Run	13 (3 rd 6:54) 10 (4 th 1:34)	
Lead Changes	3	
Times Tied	6	
Time with Lead	30:12	05:28

	Points from	Irish	Hokies
Turnovers	20	18	
Paint	28	16	
Second Chance	12	13	
Fast Breaks	7	7	
Bench	21	2	

	Period by Period Scoring				
	1st	2nd	3rd	4th	TOT
Irish	9	27	17	12	65
Hokies	9	16	19	60	

GAME 14



VIRGINIA TECH

#2 NC STATE

87
89

REYNOLDS COLISEUM • RALEIGH, NC • JAN. 24, 2021 • ATTENDANCE: 25

RALEIGH - Center Elizabeth Kitley scored 30 points for the second time this season, and Aisha Sheppard added 24 but the Hokies were unable to hang on to a fourth quarter lead Sunday afternoon, ultimately falling 89-87 to the second-ranked NC State Wolfpack.

The loss drops the Hokies to 7-7 (2-7) ahead of a second clash with the Wolfpack this Thursday at Cassell Coliseum.

In a game where the momentum seemed to shift after each quarter, the Hokies took the lead early through Cayla King who hit three triples in the first quarter and Sheppard, who's first three of the game gave her 270th, cementing her as the all-time leader in program history.

The Wolfpack fought back in the second quarter and went into the locker room holding a 47-41 advantage at the half thanks to a 10-3 run in the closing minutes.


It was the Hokies who took control in the third frame, building a 10-point lead by the end of it thanks to scoring runs led by Kitley who operated freely much of the afternoon and capitalized with 30 points.

NC State (11-0, 6-0) erased a 14-point deficit in the closing quarter utilizing a 16-0 run and key shots from Kai Crutchfield who finished with 20 points, Kayla Jones (22) and Jakia Brown-Turner (23).

King finished with 12 points, Georgia Amoore added eight points and seven assists and Azana Baines scored seven points and pulled down eight rebounds.

GAME NOTES

- Virginia Tech is now 1-22 against the Wolfpack.
- Kenny Brooks' record moves to 93-56 at Virginia Tech and 430-178 in his career.
- Tech is 6-6 all-time on January 24.
- The starting lineup of Georgia Amooore, Aisha Sheppard, Cayla King, Azana Baines and Elizabeth Kitley accounted for 81 points. It was the first game of the season that this combination had been utilized from the opening tip.
- Kitley registered her 10th double-double of the season with 30 points and 13 rebounds. She leads the conference in that category after securing her fourth consecutive one.
- Aisha Sheppard scored four 3-pointers, taking her career total to 273, becoming the program's all-time leader in that category. She ranks 10th all-time in 3's in ACC history.



Official Basketball Box Score - Final

Virginia Tech at NC State

01/24/21 Reynolds Coliseum, Raleigh

2020-21 NCAA Women's Basketball

Game Time: 4:00 PM

Game Duration: 1:55

Attendance: 25

Officials: Carla Fontana, Bryan Brunetti, Tara Cruse

Virginia Tech - 87

Record: 7-7 (2-7)

NO. Name	Min	FG 3P	FT	Rebounds OR	Fouls PF	TP	AS	TO	ST	Blocks BS	BA	A+		
23 Elizabeth Kolley	C 30:23	13-22	0-1	4-6	6	7	13	3	4	3	0	1	1	7
2 Alois Sheppard	G 40:00	8-23	4-14	4-5	1	4	5	2	6	24	2	2	1	0
5 Georgia Amoree	G 37:23	3-6	2-5	0-0	1	1	4	2	5	8	7	4	2	0
15 Azana Baines	G 28:09	3-4	1-2	0-0	2	6	8	3	1	7	4	0	0	0
22 Cayla King	G 27:23	4-6	4-6	0-0	0	1	1	4	2	12	1	1	1	0
10 D'Shaia Gregg	G 22:33	2-6	1-2	1-2	4	0	4	3	1	6	0	0	1	1
6 Makayla Ennis	G 04:53	0-0	0-0	0-0	0	1	1	1	0	0	0	0	0	0
10 Da'Jia Green	G 01:36	0-1	0-1	0-0	0	0	0	0	0	0	0	0	0	0
Team					0	2	2			0				
Totals		33-66	12-31	9-13	14	22	36	21	16	87	15	8	6	2

Technical Fouls: NONE

Shooting By Period	
1 st	FG 9-20 45.0%
2 nd	3PT% 5-10 50.0%
3 rd	FT% 1-2 50%
4 th	FG 7-18 38.9%
5 th	3PT% 3-8 37.5%
6 th	FT% 0-0 0%
7 th	FG 10-15 66.7%
8 th	3PT% 3-7 42.9%
9 th	FT% 3-7 71.4%
10 th	FG 7-15 46.7%
11 th	3PT% 1-6 16.7%
12 th	FT% 3-4 75%
Game	FG 33-66 48.5%
	3PT% 12-31 38.7%
	FT% 9-13 69.2%

Dead Ball Rebound: 1-0

NC State - 89

Record: 11-0 (6-0)

NO. Name	Min	FG 3P	FT	Rebounds OR	Fouls PF	TP	AS	TO	ST	Blocks BS	BA	A+	
5 Jada Boyd	F 25:55	3-7	0-1	4-5	0	4	4	4	3	10	0	0	0
31 Jada Rice	F 10:15	1-2	0-0	0-0	0	2	2	1	0	2	0	0	0
2 Raina Perez	G 36:03	1-6	0-3	1-2	1	3	4	1	3	3	5	1	0
3 Kai Crutchfield	G 37:42	7-10	4-7	2-2	0	2	2	2	3	20	3	1	2
11 Jakia Brown-Turner	G 36:23	8-13	4-8	3-4	1	3	4	3	2	23	2	4	0
25 Kayla Jones	G 33:54	6-12	4-6	6-8	1	6	3	2	7	22	4	3	2
41 Camille Hobby	F 19:45	3-6	2-4	1-1	1	2	3	3	3	9	0	2	1
Team					3	2	5			0		0	
Totals		29-56	14-29	17-22	7	24	31	16	21	89	14	11	5

Technical Fouls: NONE

VT		NC SU		Points from VT		NC SU		Period by Period Scoring				
Biggest lead	14 (4 th 8:19)	10 (3 rd 9:12)	Turnovers	13	15 <th>1st</th> <th>2nd</th> <th>3rd</th> <th>4th</th> <th>TOT</th>	1st	2nd	3rd	4th	TOT		
Best Scoring Run	10 (3 rd 5:06)	16 (4 th 1:09)	Paint	38	26	VT	24	17	28	18		
Lead Changes	8 <th></th> <th>Second Chance</th> <td>17</td> <th>7</th> <th>NC SU</th> <td>17</td> <td>30</td> <td>12</td> <td>30</td>		Second Chance	17	7	NC SU	17	30	12	30		
Times Tied	2 <th></th> <th>Fast Breaks</th> <td>0</td> <th>16</th> <td></td> <td></td> <td></td> <td></td> <td></td>		Fast Breaks	0	16							
Time with Lead	27:38	10:51	Bench	6	31 <td></td> <td></td> <td></td> <td></td> <td></td>							

GAME 15



#2 NC STATE

71

VIRGINIA TECH

83

CASSELL COLISEUM • BLACKSBURG, VA • JAN. 28, 2021 • ATTENDANCE: 250

BLACKSBURG - Aisha Sheppard scored 28 points after halftime and the Virginia Tech women's basketball team earned the program's first win over a team ranked inside the top four of the AP Poll with an 83-71 overtime victory on Carilion Clinic Court Thursday night.

For the Hokies with the win, Tech's first over a ranked program since 2019, their record moves to 8-7 (3-7) and the Wolfpack falter for the first time this season and stand at 11-1 (6-1).

A tightly contested first half ended with the Pack leading by four points, 30-26, despite the Hokies' top scorers, the most dynamic tandem in the conference, Sheppard and center Elizabeth Kitley being held to just two points combined on 1 for 12 shooting.

But the second half was a different affair as Sheppard saw shots fall and her aggressive play led to a career-high 14 free throw attempts, of which the senior made 12. Sheppard, the program's leader in 3's was honored pregame with a commemorative basketball, added four more to her tally, including the dagger in overtime.

After a 7-0 spurt late in the game, Tech led by three points and NC State forward Camille Hobby was forced to shoot a deep 3-point basket, which went in just as time expired.

The Hokies didn't blink, with Sheppard scoring the first basket of the extra session and the Hokies would go on to score 26 points in the frame to pull away for the historic win.

"First and foremost, we needed that," Head Coach Kenny Brooks stated with a smile. "Very happy for the kids, very proud of their performance and very proud of them period. The way that they've handled everything that's been happening and just very proud. To finally be able to get over the hump and get one of this magnitude feels really good."

Kitley once again collected a double-double in the game and Azana Baines. Scored a career-high 16 points and pulled down five rebounds in the effort.

The Hokies made 11 3's, while holding the Wolfpack to just five.

Hobby led the Wolfpack with 19 points.

GAME NOTES

- Virginia Tech is now 2-22 against the Wolfpack.
- Kenny Brooks' record moves to 94-56 at Virginia Tech and 431-178 in his career.
- Tech is 8-8 all-time on January 28 and 6-8 in conference games played on that date.
- The starting lineup of Georgia Amore, Aisha Sheppard, Cayla King, Azana Baines and Elizabeth Kitley accounted for 80 points. It was the second game of the season that this combination had been utilized from the opening tip, with the first being the first matchup against the Wolfpack when the Hokies scored 87.
- Kitley registered her 11th double-double of the season with 17 points and 11 rebounds. She leads the conference in that category after securing her fifth consecutive one.

Official Basketball Box Score - Final

NC State at Virginia Tech

01/28/21 Cassell Coliseum Blacksburg, Va.

2020-21 Women's Basketball

Game Time: 4:00 PM

Game Duration: 2:11

Attendance: 250

Officials: Mj Fomberg, Bruce Morris, Kevin Dillard

NC State - 71

Record: 11-1 (6-1)

NO.	Name	Min	FG	3P	FT	Rebounds	Fouls	TP	AS	TO	ST	Blocks	BA	+/				
			M.A.	M.A.	M.A.	OR	DR					BS	BA					
25	Kayla Jones	F 37:25	2-11	1-4	2-3	2	10	12	3	2	7	1	2	0	0	1	-18	
41	Camille Hobby	C 35:08	9-14	1-3	0-0	1	8	9	4	2	19	1	2	1	1	0	-3	
2	Raina Perez	G 40:53	6-11	1-3	3-5	1	2	3	4	1	16	7	7	2	0	0	-8	
3	Kai Crutchfield	G 43:37	2-8	1-3	1-1	1	1	2	5	1	6	1	1	0	3	0	-12	
11	Jakia Brown-Turner	G 41:03	5-10	1-3	4-7	0	3	3	5	5	15	3	2	0	0	0	-2	
5	Jada Boyd	20:47	1-5	0-2	4-4	0	5	5	2	6	6	0	2	0	0	0	-8	
31	Jada Rice	04:55	1-2	0-0	0-2	1	0	1	0	1	2	0	0	0	0	0	-1	
24	Dontavia Waggner	00:37	0-0	0-0	0-0	1	0	1	0	0	0	0	0	0	0	0	-5	
1	Genesis Bryant	00:35	0-1	0-1	0-0	0	0	0	1	0	0	0	0	0	0	0	-5	
Team			2		3		3		0		0		0		0		0	
Totals			26-62	5-19	14-22	9	30	39	21	21	71	13	16	3	4	1	-12	

Technical Fouls: Coach 1stOT 0.43

Shooting By Period

1 st FG%	6-18	44.4%
3PT%	1-4	25.0%
FT%	2-2	100%
2 nd FG%	3-8	37.5%
3PT%	0-3	0.0%
FT%	5-10	50%
3 rd FG%	5-11	45.5%
3PT%	1-4	25.0%
FT%	4-4	100%
4 th FG%	5-15	33.3%
3PT%	2-4	50.0%
OT FG%	5-10	50.0%
FT%	14-22	63.6%
GM FG%	26-62	41.9%
3PT%	5-19	26.3%
FT%	14-22	63.6%

Dead Ball Rebounds: 7.2

Virginia Tech - 83

Record: 8-7 (3-7)

NO.	Name	Min	FG	3P	FT	Rebounds	Fouls	TP	AS	TO	ST	Blocks	BA	+/				
			M.A.	M.A.	M.A.	OR	DR					BS	BA					
33	Elizabeth Kitley	C 42:45	7-18	0-1	3-3	2	9	11	2	4	17	2	3	1	1	2	9	
2	Aisha Sheppard	G 35:57	6-17	4-10	12-14	1	3	4	4	7	28	4	2	0	0	2	9	
5	Georgia Amore	G 34:11	3-13	3-9	0-0	0	3	3	5	2	9	4	2	1	0	0	0	
15	Azana Baines	G 37:28	6-12	0-3	4-5	2	3	3	3	4	16	2	2	1	0	0	11	
22	Cayla King	G 39:03	3-4	3-4	1-2	1	0	1	4	2	10	0	2	0	0	0	17	
11	D'asia Gregg	20:40	1-2	1-2	0-0	0	4	4	2	1	3	3	1	0	0	0	-3	
10	Da'Ja Green	10:06	0-1	0-0	0-0	0	1	1	0	0	0	1	0	1	0	0	6	
0	Makayla Ennis	04:46	0-0	0-0	0-0	0	1	1	1	0	0	0	0	0	0	0	0	
Team			3		6		0		1		0		0		0		0	
Totals			26-67	11-29	20-24	9	27	36	21	20	83	11	6	1	4	12		

Technical Fouls: NONE

Shooting By Period

1 st FG%	6-16	37.5%
3PT%	3-7	42.9%
FT%	0-0	0%
2 nd FG%	3-11	27.3%
3PT%	2-6	33.3%
FT%	3-4	75%
3 rd FG%	7-17	41.2%
3PT%	3-8	37.5%
FT%	1-1	100%
4 th FG%	5-16	31.3%
3PT%	1-6	16.7%
OT FG%	5-7	71.4%
3PT%	2-2	100.0%
FT%	14-17	82.4%
GM FG%	26-67	38.8%
3PT%	11-29	37.9%
FT%	20-24	83.3%

Dead Ball Rebounds: 4.1

	Pack	Hokies
Biggest lead	7 (2 nd 4:14)	12 (1 st OT 0:00)
Best Scoring Run	8 (1 st 4:56)	7 (3 rd 7:42)
Lead Changes	10	5
Times Tied	5	11
Time with Lead	29:56	11:49

Points from Turnovers	Pack	Hokies
12	12	12
Second Chance	8	7
Fast Breaks	5	11
Bench	8	3

Period by Period Scoring	1st	2nd	3rd	4th	OT	TOT	Point
Pack	19	11	15	13	14	71	71
Hokies	15	11	18	13	26	83	83

GAME 16



NORTH CAROLINA

69

VIRGINIA TECH

73</



VIRGINIA TECH
PITT

74
55

PETERSEN EVENTS CENTER ■ PITTSBURGH, PA ■ FEB. 4, 2021 ■ ATTENDANCE: 500

PITTSBURGH - The Virginia Tech women's basketball team earned its third successive victory Thursday night with a 74-55 win at Pitt. The Hokies, one of two league teams who have won three or more in a row move to 10-7 (5-7) on the season ahead of an open date this weekend.

It was the fifth straight win over the Panthers for Kenny Brooks' club.

Leading start to finish, the Hokies jumped out to a lead early through Aisha Sheppard and Cayla King connecting on jump shots, and the team played a quality opening 10 minutes, leading 28-10. In the second quarter the offense stalled with Sheppard and Azana Baines on the bench for long stretches, and the Panthers put together a 10-0 run to close the gap to 11 at halftime.

After the break it was once again Sheppard who scored the first basket as she hit one of her patented 3-pointers, one of her three in the contest, to get the Hokies going. Pitt would cut the lead to eight midway through the third, but would get no closer as Elizabeth Kitley found her scoring touch and did some damage at the free throw line.

Kitley would finish with 20 points and eight boards on the night and Tech got 13 points and six assists from Georgia Amoore and Baines corralled a career-best nine rebounds.

Pitt, who fell to 4-6 (2-5) was led by 18 points from Dayshanette Harris.

GAME NOTES

- Virginia Tech is now 12-5 against the Panthers and have won five in a row in the series.
- Kenny Brooks' record moves to 96-56 at Virginia Tech and 433-178 in his career.
- Tech is 6-3 all-time on February 4 and 4-2 in conference games.
- The starting lineup of Georgia Amooe, Aisha Sheppard, Cayla King, Azana Baines and Elizabeth Kitley accounted for 65 points.

Official Basketball Box Score - Final
Virginia Tech at Pitt
02/04/21 Petersen Event Center, Pittsburgh, Pa.
2020-21 Women's Basketball

Game Time: 7:00 PM
Game Duration: 1:44
Attendance: 300

Officials: Angelica Sutter, Billy Smith, Bobby Ray

Virginia Tech - 74

Record: 10-7 (5-7)

NO. Name	Min	FG M/A	3P M/A	FT M/A	Rebounds OR DR TOT	Fouls PF D	TP	AS	TO	ST	Blocks BS BA	A+				
33 Elizabeth Kiley	C 39:22	7-15	0-0	6-8	2	6	8	5	20	4	2	2	1	17		
22 Alexa Sheppard	C 16:05	6-9	3-5	1-2	0	2	2	3	16	2	2	1	0	13		
5 Georgia Amore	C 33:00	5-11	3-6	0-0	0	0	0	3	10	6	1	1	0	6		
15 Azana Baines	C 24:56	3-8	0-0	1-2	5	4	9	5	3	7	2	1	1	0	16	
22 Cayla King	C 39:22	2-10	2-9	3-3	1	1	2	0	1	9	2	1	1	1	0	19
0 Makayia Ennis	08:57	0-0	0-0	0-0	0	0	0	0	2	0	2	0	0	0	9	
11 Dariaa Gregg	26:20	3-5	1-2	1-2	1	6	7	0	4	9	1	0	0	0	11	
10 Darja Green	11:58	0-1	0-1	0-0	0	1	1	0	1	0	2	1	0	0	4	
Team					3	4	7	0	0	1						
Totals		26-59	9-23	13-17	12	24	36	13	17	74	21	9	6	2	2	19

Technical Fouls: NONE

Shooting By Period		
1 st FG%	10-18	55.6%
3PT%	2-4	50.0%
FT%	6-7	85.7%
2 nd FG%	3-13	23.1%
3PT%	2-8	25.0%
FT%	0-0	0%
3 rd FG%	9-18	50.0%
3PT%	3-6	50.0%
FT%	0-0	0%
4 th FG%	4-10	40.0%
3PT%	2-5	40.0%
FT%	7-10	70%
GM FG%	26-59	44.1%
3PT%	9-23	39.1%
FT%	13-17	76.5%
Devil Ball Rebounds: 2-0		

Pitt - 55

Record: 4-4 (2-5)

NO. Name	Min	FG M/A	3P M/A	FT M/A	Rebounds OR DR TOT	Fouls PF D	TP	AS	TO	ST	Blocks BS BA	A+				
23 Rita Igboke	P 20:22	1-2	0-0	0-0	2	4	4	0	2	0	1	2	1	0	-5	
1 Dayahenette Harris	C 26:05	5-15	0-1	8-10	1	5	6	1	9	18	3	7	0	0	-7	
5 Amber Brown	C 23:41	5-8	0-0	0-1	4	3	7	5	1	10	1	2	0	1	-14	
12 Gabbie Green	P 19:54	0-6	0-3	0-0	1	2	3	1	0	0	0	1	1	0	-8	
14 Cayla Everett	C 32:26	3-14	1-5	0-0	0	0	0	0	1	1	7	3	2	0	-1	-18
2 Liatu King	12:55	1-1	0-0	0-0	2	2	4	0	1	2	0	0	0	0	-3	
4 Emily Hayford	10:43	0-5	0-1	0-0	0	1	1	2	0	0	1	1	0	0	-1	
14 Cynthia Ezeja	19:00	1-1	0-0	0-0	3	3	6	4	0	2	0	2	1	0	-12	
31 Destiny Strother	22:57	4-5	4-5	0-0	0	2	2	2	0	12	1	1	0	0	-2	
3 Taisha Exanor	02:41	0-1	0-1	0-0	0	0	0	0	0	0	0	0	0	0	-11	
0 Sandrine Clesco	00:38	0-0	0-0	0-0	0	0	0	0	0	0	0	0	0	0	-2	
13 Tracey Hueston	00:38	0-0	0-0	0-0	0	0	0	0	0	0	0	0	0	0	-2	
Team					3	0	2	0	0	0						
Totals		21-58	5-16	8-11	16	22	38	17	13	55	11	17	5	2	2	19

Technical Fouls: NONE

Shooting By Period		
1 st FG%	4-14	28.6%
3PT%	0-6	0.0%
FT%	2-2	100%
2 nd FG%	6-17	35.3%
3PT%	3-3	66.7%
FT%	1-3	33.3%
3 rd FG%	6-14	42.9%
3PT%	3-4	75.0%
FT%	2-2	100%
4 th FG%	5-13	38.5%
3PT%	0-3	0.0%
FT%	3-4	75%
GM FG%	21-58	36.2%
3PT%	5-16	31.3%
FT%	5-7	72.7%
Devil Ball Rebounds: 0-1		

	VT	Pitt
Biggest Lead	21 (2 nd @ 27:0)	10 (1 st 00:00)
Best Scoring Run	11 (2 nd 9:35)	10 (2 nd 0:36)
Lead Changes	0	0
Times Tied	0	0
Time with Lead	39:08	00:00

	VT	Pitt			
Points from Turnovers	24	7			
Paint Points	24	28			
Second Chance Points	10	17			
Fast Breaks	2	11			
Bench	9	18			
Pitt	10	15	17	13	55

Period by Period Scoring				
1st	2nd	3rd	4th	TOT
VT	28	8	21	74
Pitt	10	15	17	55