

MIAMI HURRICANES

GAME INFO

Date: Thursday, March 4, 2021
Time: 6 p.m. EST
Location: Greensboro, N.C.
Arena: Greensboro Coliseum
Live Stats: acc.statbroadcast.com
Television: RSN
Radio: WVUM 90.5
Series: 21-9, UM
at Miami: 11-3
at VT: 9-6
Neutral: 1-0
Last Meeting: 75-55, VT (2/11/21)



THE MATCHUP

Miami (11-10, 8-10 ACC)
Head Coach: Katie Meier (Duke '89, '90)
Record at UM: 303-197
Career Record: 379-242
Record vs. VT: 13-6



-vs-

Virginia Tech (13-8, 8-8 ACC)
Head Coach: Kenny Brooks (FSU '01)
Record at VT: 99-57
Career Record: 436-179
Record vs. UM: 3-5



QUICK HITS

IT'S TOURNEY TIME

Miami heads to Greensboro to take part in the 44th annual ACC Women's Basketball Tournament. The Canes are 9-16 all-time in the ACC Tournament and 4-1 in second round games. Miami has only been the 10th seed once before and faced a 76-59 loss to seventh-seeded Boston College in the 2009 ACC Tournament.

GOING STREAKING

The Canes have been dominant on the court of late, riding a three-game win streak into the ACC Tournament. The three-game streak is the second longest active win streak in the ACC behind only No. 3 NC State (five games). In those three games, Miami is averaging 7.3 points per game and a +8.3 scoring margin. The Canes are shooting 47 percent from the field and totaling 11.3 assists per game.

ON THE BUBBLE

Miami has made its way into the NCAA Tournament Bubble, one of the next four teams out, according to ESPN bracketologist Charlie Creme. The Canes have three wins over teams currently in the NCAA Tournament field and are 1-1 against teams on the bubble.

ACC PLAYER OF THE WEEK

Redshirt junior Destiny Harden was named ACC Player of the Week on March 1 after averaging 18.0 points and 4.5 rebounds per game, while shooting 60 percent from the field. The Chicago native led the Canes in scoring against both Wake Forest and Clemson.

This is the first ACC weekly honor for Harden.

PROBABLE STARTERS (FROM LAST GAME)

Miami Hurricanes

No.	Player	Pos.	Yr.	Ht.	Hometown	PPG	RPG	APG	FG%	3FG%	FT%
3	Destiny Harden	F	R-Jr.	6-1	Chicago, Ill.	10.0	5.1	1.2	.491	.309	.632
4	Endia Banks	G	Sr.	5-9	Duluth, Ga.	10.0	4.6	3.2	.438	.327	.595
13	Taylor Mason	G	Sr.	5-9	Decatur, Ga.	7.9	4.5	2.1	.345	.263	.656
20	Kelsey Marshall	G	Sr.	5-9	Davie, Fla.	13.2	2.9	1.8	.356	.295	.717
35	Naomi Mbandu	F	Jr.	6-2	Tarbes, France	8.0	4.7	1.6	.472	.333	.820

Virginia Tech Hokies

No.	Player	Pos.	Yr.	Ht.	Hometown	PPG	RPG	APG	FG%	3FG%	FT%
2	Aisha Sheppard	G	Sr.	5-9	Alexandria, Va.	19.4	2.8	3.2	.390	.368	.846
5	Georgia Amooore	G	Fr.	5-5	Ballarat, Victoria, Aus.	11.2	2.4	4.6	.403	.420	.818
15	Azana Baines	G	So.	6-1	Blackwood, N.J.	6.6	5.9	1.8	.419	.261	.421
22	Cayla King	G	So.	5-11	Greensboro, N.C.	8.7	3.0	1.2	.386	.386	.731
33	Elizabeth Kitley	C	So.	6-5	Summerfield, N.C.	19.4	2.8	3.2	.390	.368	.846

BY THE NUMBERS

- Miami has only played Virginia Tech once before in the ACC Tournament (W, 45-39 in 2013).
- Miami's three-game win streak is its longest win streak prior to the ACC Tourney since 2013-14 (three).
- Junior Naomi Mbandu ranks 11th in the ACC in steals per game at 1.43 this season.
- The Canes are set to take part in their 17th ACC Tournament on Thursday.
- Miami is one of just three ACC teams to play 18 conference games this season (WF, GT).

HEAD-TO-HEAD

Miami		VT
66.1	Points/Game	74.1
39.8	Field-Goal %	43.2
30.0	3-Point %	36.9
66.3	Free-Throw %	74.1
36.8	Rebounds/Game	38.3
12.4	Assists/Game	16.1
1.7	Blocks/Game	4.3
7.2	Steals/Game	4.6
66.6	Scoring Defense	65.0
41.1	FG% Defense	38.6
29.3	3FG% Defense	32.9
-2.8	Rebound Margin	+3.0
0.9	AST-TO Ratio	1.1

SCHEDULE (H: 8-4, A: 3-6, N: 0-0)

DATE OPPONENT TV TIME/RESULT

November

25	JACKSONVILLE	ACCNX	W, 74-58
28	NORTH FLORIDA	ACCNX	W, 81-39

December

3	FAU	ACCNX	W, 73-61
10	#20/18 SYRACUSE*	ACCN	L, 69-58
14	NORTH CAROLINA*	ACCN	W, 67-63
20	at #4/3 NC State	ACCNX	L, 78-47
31	NOTRE DAME*	ACCN	L, 71-60

January

3	CLEMSON*	ACCN	W, 80-71
7	at Wake Forest*	ACCN	L, 63-60
10	at North Carolina*	RSN	W, 69-59
17	at #24/21 Syracuse*	RSN	L, 99-64
21	at Pittsburgh*	ACCN	W, 72-68
26	at #1 Louisville*	ACCN	L, 79-76
28	GEORGIA TECH*	ACCN	L, 70-56

February

7	FLORIDA STATE*	ESPNU	W, 68-53
11	VIRGINIA TECH*	ACCN	L, 75-55
14	at Florida State*	ACCN	L, 67-59
16	at Georgia Tech*	ACCN	L, 67-56
18	BOSTON COLLEGE*	ACCNX	W, 77-60
25	WAKE FOREST*	ACCNX	W, 69-67
28	at Clemson*	RSN	W, 68-62

March

4	vs. Virginia Tech ^A	RSN	6 p.m.
---	--------------------------------	-----	--------

BOLD CAPS - home game

* - ACC game

^A - ACC Tournament

All times Eastern and subject to change

ATHLETIC COMMUNICATIONS

WBB Contact: Megan Barnes
Email: meganbarnes@miami.edu
Office Phone: 305-284-6797
Cell Phone: 630-651-8801



QUICK FACTS

UNIVERSITY INFORMATION

Location	Coral Gables, Fla.
Enrollment	17,809
Founded	1925
Nickname	Hurricanes
Colors	Orange, Green and White
President	Dr. Julio Frenk
Director of Athletics	Blake James
Faculty Athletics Representative	Dr. Marvin Dawkins
Conference	Atlantic Coast Conference
Arena / Capacity	Watsco Center / 7,972
Ticket Office Phone	1-800-GO-CANES
Press Row Phone	305-284-2111
Website	MiamiHurricanes.com
Mailing Address	5821 San Amaro Drive, Coral Gables, FL 33146

COACHING STAFF

Head Coach	Katie Meier (Duke, '89 [B.A.], '90 [M.A.])
Record at Miami	303-197 (16th season)
Career Record	379-242 (20th season)
Assistant Coach	Octavia Blue (Miami '98)
Assistant Coach	Fitzroy Anthony (Palm Beach Atlantic '08)
Interim Assistant Coach / Video Coordinator	Noelle Cobb (La Verne '16)
Director of Ops / Coord. of Recruiting	Lounette Hall (CSU-Northridge '94)
Director of Ops / Special Projects	Margie Gill (Florida '03)
Assistant Director of Ops	Morgan Stroman (Miami '13)
Coordinator / Player Development	Shenise Johnson (Miami '12)

PROGRAM INFORMATION

PROGRAM HISTORY

First Year of Basketball	1972-73
All-Time Record	809-570 (.589)
All-Time ACC Record	130-134 (.494)
NCAA Tournament Apps.	14 (last, 2019)
Last NCAA Opponent	Arizona St., 2019 (L, 57-55, 2nd Round)
WNIT Appearances	Six (last, 2014)
Last WNIT Opponent	Setson, 2014 (L, 70-63, First Round)

TEAM INFORMATION

2019-20 Overall Record	15-15 (12-6 H, 2-8 A, 1-1 N)
ACC Record / Finish	7-11 / T-11th
Letter Winners Returning / Lost	10 / 3
Starters Returning / Lost	4 / 1
Newcomers	4

RETURNING STARTERS

	POS	PPG	RPG	APG
Mykea Gray	G	12.6	2.1	2.2
Kelsey Marshall	G	7.8	2.3	1.8
Endia Banks	G	7.1	3.8	3.2
Brianna Jackson	F	4.9	4.5	0.3

KEY LOSSES (5.0+ PPG)

	POS	PPG	RPG	APG
Beatrice Mompremier	F	16.8	9.8	0.6

RETURNING NUMBERS

	AVG	PCT
Points	53.9	.840
Rebounds (includes team rebounds)	31.8	.838
Assists	12.3	.961
Blocks	3.0	.788
Steals	7.9	.908
Starts	136 of 150	.907

10 STRAIGHT POSTSEASONS

Miami has made 10 straight postseason appearances under Katie Meier.
 *Note: the 2019-20 postseason was cancelled due to the novel coronavirus.

- 2009-10: WNIT Finals (22-14, 4-10 ACC)
- 2010-11: NCAA Tournament Second Round (28-5, 12-2 ACC)
- 2011-12: NCAA Tournament Second Round (26-6, 14-2 ACC)
- 2012-13: NCAA Tournament First Round (21-11, 11-7 ACC)
- 2013-14: WNIT First Round (16-15, 8-8 ACC)
- 2014-15: NCAA Tournament Second Round (20-13, 8-8 ACC)
- 2015-16: NCAA Tournament First Round (24-9, 10-6 ACC)
- 2016-17: NCAA Tournament Second Round (24-9, 10-6 ACC)
- 2017-18: NCAA Tournament First Round (21-11, 10-6 ACC)
- 2018-19: NCAA Tournament Second Round (25-9, 12-4 ACC)

THE MATCHUP

• Miami is set for its 17th ACC Tournament appearance, taking on the seventh-seeded Virginia Tech Hokies on Thursday. Tipoff is set for 6 p.m. and the game will air on RSN with Tom Werme and Debbie Antonelli on the call. Fans can also listen to the game on WVUM 90.5.

• Miami has been dominant in the series between the Canes and the Hokies holding a 21-9 advantage. The Canes have only faced the Hokies once before in the ACC Tournament, earning a 45-39 victory in the first round in 2013.

• The Hokies came out on top earlier this season, besting Miami 75-55 in Coral Gables, Fla. The games between the teams are typically very competitive with 15 of the 30 games resulting in single-digit wins for the victors. The Canes hold the 11-4 edge in those games.

LAST TIME OUT

• Miami closed out the regular season with a season sweep of the Clemson Tigers, defeating the Tigers 68-62 on Sunday. As a team, Miami shot better than 45 percent from the field for the third straight contest.

• Redshirt junior Destiny Harden poured in a career-high 21 points in the contest to lead all scorers, marking her third 20-point effort in the last six games. Seniors Endia Banks and Kelsey Marshall also tallied double-digit outings, with 13 and 12 points, respectively. Banks knocked down 8-of-10 shots from the charity stripe, while Marshall notched four rebounds and an assist.

SCOUTING THE HOKIES

• The Hokies head into the ACC Tournament coming off a 68-63 loss to North Carolina in the regular season finale. Prior to the loss, Virginia Tech was one of the hottest teams in the ACC, boasting a seven-game win streak.

• Three Hokies are averaging double-figures this season, paced by Aisha Sheppard at 19.4 points per game. Sheppard ranks second in the ACC in scoring this season, while fellow Hokie, Elizabeth Kitley, ranks third in the conference in rebounding (10.9 boards per game).

DOMINANT DESTINY

• Redshirt junior Destiny Harden has played her best basketball in the month of February, averaging 14.9 points, 7.0 rebounds and a 58.7 shooting percentage in February. She has also tallied three 20 point outings in the last six contests.

• The forward has been particularly effective in the second half of games, posting double-digit second halves in three straight games (14 vs. Boston College, 11 vs. Wake Forest, 13 vs. Clemson). In the second half of games, Harden is shooting 56.5 percent from the field.

HURRICANE LEADERS

Lead Team in Points

	Season	Career
Mykea Gray		25
Kelsey Marshall	8	18
Endia Banks	2	9
Destiny Harden	6	8
Naomi Mbandu	2	2
Taylor Mason	1	2
Karla Erjavec	1	1
Moulayna Johnson Sidi Baba	1	1
Nyayongah Gony	1	1

Karla Erjavec	2	2
Moulayna Johnson Sidi Baba	1	2
Nyayongah Gony	1	1

Consecutive Games in Double Figures

	Season	Career
Mykea Gray		9
Kelsey Marshall	5	5
Endia Banks	4	4
Naomi Mbandu	4	4
Taylor Mason	3	3
Destiny Harden	3	3

Lead Team in Rebounds

	Season	Career
Destiny Harden	4	12
Taylor Mason	6	7
Endia Banks	3	6
Naomi Mbandu	4	4
Moulayna Johnson Sidi Baba	3	3
Mykea Gray		2
Sydney Roby	1	1
Kelsey Marshall		1

20-Point Games

	Season	Career
Mykea Gray		14
Kelsey Marshall	3	8
Destiny Harden	4	4
Endia Banks	1	2

Double-Figure Scoring Games

	Season	Career
Mykea Gray		61
Kelsey Marshall	16	63
Endia Banks	12	31
Taylor Mason	9	14
Destiny Harden	9	13
Naomi Mbandu	6	6
Sydney Roby	1	3

Double-Figure Rebounding Games

	Season	Career
Destiny Harden	4	4
Taylor Mason	1	1
Endia Banks	1	2

Double-Doubles

	Season	Career
Destiny Harden	3	3
Endia Banks	1	2
Taylor Mason	1	1
Naomi Mbandu	1	1



KEY NUMBERS

- Good things (wins) happen for the Canes when they:
 - > Score 65 or more points (11-1)
 - > Dish 15 or more assists (6-0)
 - > Shoot 45 percent or better (7-1)
- The only loss in these instances came against No. 1 Louisville, a 3-point setback (79-76) in Louisville, Ky.

SEASON HIGHLIGHTS

- In a season full of ups and downs, the Canes have had some memorable moments. Miami has tallied three wins over top-50 NET teams and six wins over top-70 NET teams.
- The Canes recorded a pair of season sweeps against both Clemson and North Carolina. Miami has the same number of ACC wins (eight) as three other conference teams, Notre Dame, Virginia Tech and Wake Forest. Two of those three teams are currently in the NCAA Tournament field according to Charlie Creme.

VETERAN TEAM

- Heading into the postseason, Miami is anchored by an experienced and talented upperclassmen group. The Miami juniors and seniors account for 79.3 percent of the Canes' scoring and 61.4 percent of the team's rebounding this season. Five upperclassmen have 30-plus assists and five have double-digit steals.
- All three double-figure scorers on the team (Marshall, Banks and Harden) are upperclassmen, while Banks, Harden, Mason and Mbandu are all averaging four or more rebounds per game.

MILESTONE ON THE HORIZON

- Head coach Katie Meier currently sits at 303 wins in her career at Miami. A win on Sunday will make her the all-time winningest coach in Miami program history (men's or women's). The Miami record for career wins (303) is held by former women's basketball coach Ferne Labati (1988-2005).
- In 16 years at Miami, Meier has led the Canes to 11 postseason appearances and nine 20-win seasons. She was named the 2011 AP National Coach of the Year and has coached five All-Americans.

OFFENSE IS CLICKING

- The shots were falling for the Canes on Sunday as the team shot 45.3 percent from the field and 42.9 percent from 3-point range against Clemson. The showing from beyond the arc marked the fourth time this season that Miami has shot better than 40 percent from 3-point land.
- During the Canes' current three-game win streak, seven Miami players are shooting better than 40 percent and three are shooting at a 60 percent clip or better - Destiny Harden (.622), Nyayongah Gony (.667) and Sydnee Roby (.667).

TOURNEY TOUGH

- In the 25 games Miami has played in the ACC Tournament, 12 have been decided by single-digits and three were one-possession games.
- Five of the last six games have been single-digit decisions, with Miami holding a 2-3 record in those games.

PUT THE PRESSURE ON

- The Canes recorded a season-high 13 steals against Clemson on Sunday, marking the fourth time this season Miami has tallied 10-plus steals in a game. The Canes are 3-1 when posting 10 or more steals.
- Junior Naomi Mbandu paced the Canes with a career-best five steals in the game, joining senior Kelsey Marshall as the only two Canes to tally five steals in a game this season.

KEEPING IT NEUTRAL

- Due to the shortened season because of the COVID-19 pandemic, this will Miami's first neutral site game this year. The Canes hold a 80-93 all-time record in neutral site games.

BLEED ORANGE AND GREEN

- There are currently three Canes greats on the Miami women's basketball staff: Octavia Blue (associate head coach), Morgan Stroman (assistant director of ops) and Shenise Johnson (coord., player development).
- All three staff members played professional basketball either in the WNBA and overseas and two of the three (Blue and Johnson) were All-Americans.

THE POLLS

Associated Press

Rk.	Team (No. 1 votes)	Rec.	Pts.
1	Connecticut (27)	20-1	747
2	Texas A&M (2)	22-1	703
3	NC State	17-2	687
4	Stanford (1)	22-2	672
5	Louisville	21-2	605
6	Baylor	19-2	604
7	South Carolina	19-4	575
8	Maryland	19-2	565
9	UCLA	14-4	500
10	Indiana	16-4	485
11	Arizona	15-4	431
12	Michigan	13-3	369
13	Arkansas	19-7	367
14	Tennessee	15-6	323
15	South Florida	14-2	304
16	Georgia	18-5	252
17	Kentucky	16-7	227
18	Gonzaga	21-3	224
19	Oregon	13-7	201
20	West Virginia	18-4	199
21	South Dakota State	21-2	163
22	Ohio State	13-6	158
23	Missouri State	18-2	147
24	Rutgers	12-3	120
25	DePaul	14-6	31

Others receiving votes: Florida Gulf Coast 22, Stephen F. Austin 16, Marquette 14, Oklahoma State 9, Oregon State 9, Iowa 6, Virginia Tech 6, Georgia Tech 5, Northwestern 4

USA Today Coaches Poll

Rk.	Team (No. 1 votes)	Rec.	Pts.
1	Connecticut (29)	21-1	772
2	Texas A&M (2)	22-1	725
3	Stanford	22-2	723
4	NC State	17-2	671
5	Louisville	21-2	652
6	Baylor	20-2	619
7	South Carolina	19-4	586
8	Maryland	19-2	559
9	UCLA	14-4	516
10	Indiana	16-4	493
11	Arizona	15-4	436
12	Michigan	13-3	407
13	Arkansas	19-7	369
14	South Florida	14-2	318
15	Gonzaga	21-3	280
16	Tennessee	15-6	262
17	Missouri St.	18-2	243
18	Oregon	13-7	240
19	Kentucky	16-7	231
20	Ohio St.	13-6	220
21	Georgia	18-5	219
22	South Dakota State	21-2	143
23	West Virginia	18-4	127
24	Florida Gulf Coast	21-2	77
25	Northwestern	13-6	58

Others receiving votes: Rutgers 53; DePaul 22; Rice 12; Marquette 11; Iowa 7; Dayton 6; North Carolina 4; Oklahoma State 3; Georgia Tech 3; Oregon St. 2; Mississippi State 2; Houston 2; Seton Hall 1; Central Florida 1

*updated 3/2/21

acc standings

Team	ACC Rec.	ACC Pct.	Overall Rec.	Overall Pct.	Win Streak
1. Louisville	14-2	.875	21-2	.913	W1
2. NC State	12-2	.857	17-2	.895	W5
3. Georgia Tech	12-6	.667	14-7	.667	W1
4. Syracuse	9-7	.563	12-7	.632	L1
Florida State	9-7	.563	10-7	.588	W1
6. Notre Dame	8-7	.533	10-9	.526	L1
7. Virginia Tech	8-8	.500	13-8	.619	L1
8. North Carolina	8-9	.471	13-9	.591	W2
9. Miami	8-10	.444	11-10	.524	W3
Wake Forest	8-10	.444	11-11	.500	L3
11. Clemson	5-12	.294	10-12	.455	L6
12. Pittsburgh	3-12	.200	5-13	.278	L4
13. Boston College	2-11	.154	6-11	.353	L1
14. Duke	0-1	.000	3-1	.750	L1
15. Virginia	0-2	.000	0-5	.000	L5



NCAA STATS

Team

Category (Value)	NCAAACC
Assist Turnover Ratio (0.89).....	1249
Assists (261).....	1459
Assists Per Game (12.4).....	19612
Blocked Shots (35).....	29112
Blocked Shots Per Game (1.7).....	31515
Fewest Fouls (324).....	1519
Fewest Turnovers (293).....	1399
Field-Goal Percentage (39.8).....	18412
Field-Goal Percentage Defense (41.1).....	21110
Free Throw Attempts (356).....	1185
Free Throws Made (236).....	1415
Free-Throw Percentage (66.3).....	25012
Personal Fouls Per Game (15.4).....	654
Rebound Margin (-2.8).....	25514
Rebounds (773).....	1309
Rebounds Per Game (36.81).....	19111
Scoring Defense (66.6).....	1999
Scoring Margin (-0.5).....	17511
Scoring Offense (66.1).....	14412
Steals (151).....	1587
Steals Per Game (7.2).....	2036
3-Point FG Defense (29.3).....	814
3-Point Field Goals Attempted (470).....	634
3-Point Field Goals Made (141).....	935
3-Point Field Goals Per Game (6.7).....	1098
3-Point Field-Goal Percentage (30).....	21315
Turnover Margin (1.67).....	1033
Turnovers Forced (15.62).....	1818
Turnovers Per Game (14).....	606
Won-Lost Percentage (52.4).....	15610

Individual (Top-75 Nationally)

Category (Value)

3-Point FG Attempted	
Kelsey Marshall (166).....	10 2
3-Point FG Made	
Kelsey Marshall (49).....	47 6

*updated 3/2/21

CANES IN THE PROS

• The Canes have nine alumni playing professional ball overseas. Laura Cornelius, Serena Geldof, Emese Hof and Laura Quevedo are playing in Spain, while Jessica Thomas (Latvia), Adrienne Motley (Greece), Keyona Hayes (Hungary), Riquna Williams (Turkey) and Beatrice Mompremier (Hungary) are all across Europe.

CROATIAN SENSATION

• Junior Karla Erjavec represented her home country of Croatia at the 2021 FIBA Women's Euro-Basket Qualifiers in November.

• The guard earned a pair of starts in the competition and tallied four assists and three steals in Croatia's 80-62 victory over North Macedonia.

#21SQUAD

• The 2021 signing class features a group of immense talent in Jasmyne Roberts, Lashae Dwyer, Ja'Leah Williams and Chisomaga Okafor. The quartet is made up of a pair of Florida natives (Roberts and Williams), a top-80 recruit (Dwyer) and an international standout (Okafor).

• Roberts is the reigning Florida Times-Union All-First Coast Player of the Year, while Dwyer was named a BioSteel All Canadian Basketball Games nominee in 2020.

• Williams helped her team to its first state championship since 1992 and Okafor represented Spain at the 2019 FIBA U16 Women's European Championship in Skopje, Macedonia.

VS. 2020-21 OPPONENTS

OPPONENT	REC.	STRK	LAST MEETING
Boston College	28-18	L1	L, 75-64 (2/23/20)
Clemson	13-8	L1	L, 71-56 (3/4/20)
Duke	4-15	L1	L, 74-55 (2/9/20)
FAU	17-0	W17	W, 76-61 (11/23/12)
Florida State	15-47	L2	L, 79-61 (1/26/20)
Georgia Tech	17-15	W1	W, 54-49 (1/30/20)
Jacksonville	1-1	W1	W, 65-36 (12/6/14)
Louisville	2-5	L1	L, 87-41 (1/9/20)
North Carolina	10-14	L1	L, 78-58 (1/16/20)
NC State	11-12	L2	L, 50-48 (2/20/20)
North Florida	5-0	W5	W, 78-55 (11/13/19)
Notre Dame	5-20	L1	L, 76-53 (1/19/20)
Pittsburgh	23-9	W6	W, 73-54 (3/1/20)
Stetson	19-4	L1	L, 70-63 (3/20/14)
Syracuse	21-10	W1	W, 77-62 (1/12/20)
Virginia	10-10	L1	L, 69-64 (2/13/20)
Virginia Tech	21-8	L2	L, 69-45 (2/2/20)
Wake Forest	14-9	W4	W, 79-63 (2/27/20)

*All information is as of the start of the 2020-21 season

FAMILY TRADITION

• **Siblings:** Three Hurricanes have siblings who play(ed) college basketball. Kelsey Marshall's brother, Khyle, was a three-year starter at Butler and made the 2011 NCAA title game. Taylor Mason's brother, Nate, was a First Team All-Big Ten pick at Minnesota in 2016-17. Nyayongah Gony's sister, Nyagoa, is a junior on the Purdue women's basketball team.

• **Parents:** Two other Miami players have relatives who play(ed) basketball. Both Karla Erjavec's mother and father played professional basketball in Croatia. Sydney Roby's mother played collegiate ball at Grambling State and Howard University. Roby's mom, Essie Washington, also played professional basketball for the Virginia Wave of the WABA.

GAME-BY-GAME BREAKDOWN

Date	Opponent	Site	Time	TV	Jersey	Tip-off	Attend.	Result
N25	Jacksonville	Coral Gables, Fla.	1 p.m.	ACCNX	White	JU	-	W, 74-58
N28	North Florida	Coral Gables, Fla.	3 p.m.	ACCNX	White	UNF	-	W, 81-39
D3	FAU	Coral Gables, Fla.	7:30 p.m.	ACCNX	White	UM	-	W, 73-61
D10	Syracuse*	Coral Gables, Fla.	8 p.m.	ACCN	White	SU	-	L, 69-58
D13	Duke*	Coral Gables, Fla.	3 p.m.	RSN	PPD	PPD	PPD	PPD
D14	North Carolina*	Coral Gables, Fla.	2 p.m.	ACCN	White	UM	-	W, 67-63
D17	at Georgia Tech*	Atlanta, Fla.	7 p.m.	ACCNX	PPD	PPD	PPD	PPD
D20	at Louisville*	Louisville, Ky.	1 p.m.	RSN	PPD	PPD	PPD	PPD
D20	at NC State*	Raleigh, N.C.	12 p.m.	ACCNX	Orange	NCST	25	L, 78-47
D31	Notre Dame*	Coral Gables, Fla.	1 p.m.	ACCN	White	ND	-	L, 71-60
J3	Clemson*	Coral Gables, Fla.	12 p.m.	ACCN	White	CU	-	W, 80-71
J7	at Wake Forest*	Winston-Salem, N.C.	6 p.m.	ACCN	Black	WF	-	L, 63-60
J10	North Carolina*	Coral Gables, Fla.	1 p.m.	RSN	Black	UNC	-	W, 69-59
J17	at Syracuse*	Syracuse, N.Y.	12 p.m.	RSN	Black	SU	-	L, 99-64
J21	at Pittsburgh*	Pittsburgh, Pa.	6 p.m.	ACCN	Orange	UP	-	W, 72-68
J26	at Louisville*	Louisville, Ky.	4 p.m.	ACCN	Black	UL	2,653	L, 79-76
J28	Georgia Tech*	Coral Gables, Fla.	6 p.m.	ACCN	White	GT	-	L, 70-56
F7	Florida State*	Coral Gables, Fla.	1 p.m.	ESPNU	White	FSU	-	W, 68-53
F11	Virginia Tech*	Coral Gables, Fla.	6 p.m.	ACCN	White	VT	-	L, 75-55
F14	at Florida State*	Tallahassee, Fla.	2 p.m.	ACCN	Black	FSU	1,202	L, 67-59
F16	at Georgia Tech*	Atlanta, Ga.	12 p.m.	ACCN	Orange	GT	1,200	L, 67-56
F18	Boston College*	Coral Gables, Fla.	8 p.m.	ACCNX	White	BC	-	W, 77-60
F25	Wake Forest*	Coral Gables, Fla.	7 p.m.	ACCNX	Orange	WF	-	W, 69-67
F28	at Clemson*	Clemson, S.C.	2 p.m.	RSN	Black	CU	507	W, 68-62
M4	vs. Virginia Tech	Greensboro, N.C.	6 p.m.	RSN				



MIAMI HURRICANES ROSTER

NUMERICAL

#	NAME	POS.	HT.	CL.	HOMETOWN / HS / LAST SCHOOL
0	Kenza Salgues	G	5-9	So.	Montpellier, France / INSEP
1	Moulayna Johnson Sidi Baba	G/F	6-0	So.	Stockholm, Sweden / Solna Gymnasium
3	Destiny Harden	F	6-0	R-Jr.	Chicago, Ill. // West Virginia
4	Endia Banks	G	5-9	Sr.	Duluth, Ga. / Duluth
5	Mykea Gray	G	5-4	Sr.	Upper Marlboro, Md. / N'tl Christian Academy
13	Taylor Mason	G	5-9	Sr.	Decatur, Ga. / Norcross
14	Nyayongah Gony	F/G	6-4	Fr.	Lincoln, Neb. / Lincoln High
20	Kelsey Marshall	G	5-9	Sr.	Davie, Fla. / Miami Country Day School
23	Paula Fraile Ruiz	F	6-4	Fr.	Barcelona, Spain / Institut Joaquim Blume
25	Karla Erjavec	G	5-10	Jr.	Zagreb, Croatia // Wyoming
35	Naomi Mbandu	F	6-2	Jr.	Amiens, France // Gulf Coast State College
44	Sydnee Roby	C	6-3	So.	Milwaukee, Wis. / Rufus King

ALPHABETICAL

#	NAME	POS.	HT.	CL.	HOMETOWN / HS / LAST SCHOOL
4	Endia Banks	G	5-9	Sr.	Duluth, Ga. / Duluth
25	Karla Erjavec	G	5-10	Jr.	Zagreb, Croatia // Wyoming
23	Paula Fraile Ruiz	F	6-4	Fr.	Barcelona, Spain / Institut Joaquim Blume
14	Nyayongah Gony	F/G	6-4	Fr.	Lincoln, Neb. / Lincoln High
5	Mykea Gray	G	5-4	Sr.	Upper Marlboro, Md. / N'tl Christian Academy
3	Destiny Harden	F	6-0	R-Jr.	Chicago, Ill. // West Virginia
1	Moulayna Johnson Sidi Baba	G/F	6-0	So.	Stockholm, Sweden / Solna Gymnasium
20	Kelsey Marshall	G	5-9	Sr.	Davie, Fla. / Miami Country Day School
13	Taylor Mason	G	5-9	Sr.	Decatur, Ga. / Norcross
35	Naomi Mbandu	F	6-2	Jr.	Amiens, Frances // Gulf Coast State College
44	Sydnee Roby	C	6-3	So.	Milwaukee, Wis. / Rufus King
0	Kenza Salgues	G	5-9	So.	Montpellier, France / INSEP

BASKETBALL STAFF

Head Coach: Katie Meier (Duke '89 [B.A.] & '90 [M.A.], 16th season)
Associate Head Coach: Octavia Blue (Miami '98, ninth season)
Assistant Head Coach: Fitzroy Anthony (Palm Beach Atlantic '08, sixth season)
Interim Assistant Coach / Video Coordinator: Noelle Cobb (La Verne '17, second season)
Director of Operations / Recruiting: Lonneta Hall (CSU-Northridge '94, 14th season)
Director of Operations / Special Projects: Margie Gill (Florida '03, seventh season)
Assistant Director of Operations: Morgan Stroman (Miami '13, second season)
Coordinator / Player Development: Shenise Johnson (Miami '12, first season)
Strength and Conditioning Coach: Brandon Kuhn (Angelo State '07, first season)
Athletic Trainer: Abbey Misenheimer (North Carolina '16, first season)

PRONUNCIATION GUIDE

NAME	FIRST	LAST	HOMETOWN
Endia Banks	IN-dee-uh		
Karla Erjavec	CAR-luh	AIR-yeh-vets	Zagreb ZAH-greb
Paula Fraile Ruiz	PAWL-uh	FRY-lay Roo-eez	
Nyayongah Gony	nye-YUN-guh	GO-nee	
Mykea Gray	My-KEY-uh		
Moulayna Johnson Sidi Baba	Moo-LAY-nah	See-dee Bah-bah	
Naomi Mbandu	nye-OH-mee	em-bahn-DOO	Amiens AH-mee-uhn
Katie Meier		MY-urr	
Sydnee Roby		ROW-bee	
Kenza Salgues		SAHL-guh	Montpellier MOHN-pill-ee-AY

CLASS BREAKDOWN

Freshmen	2
Paula Fraile Ruiz	
Nyayongah Gony	
Sophomores	4
Sydnee Roby	
Kenza Salgues	
Moulayna Johnson Sidi Baba	
Juniors	4
Karla Erjavec	
Destiny Harden	
Naomi Mbandu	
Seniors	4
Endia Banks	
Mykea Gray	
Kelsey Marshall	
Taylor Mason	

GEOGRAPHIC BREAKDOWN

Croatia	1
Karla Erjavec	
Florida	1
Kelsey Marshall	
France	1
Naomi Mbandu	
Kenza Salgues	
Georgia	1
Endia Banks	
Taylor Mason	
Maryland	1
Mykea Gray	
Illinois	1
Destiny Harden	
Nebraska	1
Nyayongah Gony	
Spain	1
Paula Fraile Ruiz	
Sweden	1
Moulayna Johnson Sidi Baba	
Wisconsin	1
Sydnee Roby	



RECORD WHEN

last time it happened

At home	8-4
On the road	3-6
Neutral site	0-0
Scoring 90-plus points	0-0
Scoring 80-plus points	2-0
Scoring 70-plus points	6-1
Scoring 60-plus points	10-4
Scoring under 60 points	0-6
Allowing under 60 points	4-0
Allowing under 50 points	1-0
Allowing under 40 points	1-0
Leading at halftime	7-1
Trailing at halftime	3-9
Tied at halftime	1-0
Outrebounding opponent	6-0
Outrebounded by opponent	5-10
Rebounds tied	0-0
Higher field goal percentage	8-1
Lower field goal percentage	3-9
Field goal percentage tied	0-0
Fewer turnovers	6-7
More turnovers	5-2
Turnovers tied	0-1
40-plus field goal percentage	7-3
Under 40 field goal percentage	4-7
30-plus 3-point field goal percentage	7-4
Under 30 3-point field goal percentage	4-6
90-plus free throw percentage	0-1
80-plus free throw percentage	4-1
70-plus free throw percentage	6-3
Under 70 free throw percentage	5-6
20-plus 3-point attempts	8-6
Under 20 3-point attempts	3-4
More free throw attempts	9-4
Fewer free throw attempts	1-4
Free throw attempts tied	1-2
More made free throws	9-4
Fewer made free throws	2-6
Made free throws tied	0-0
40-plus free throw attempts	1-0
30-plus free throw attempts	1-0
20-plus free throw attempts	4-1
Under 20 free throw attempts	7-9
20-plus turnovers forced	2-1
15-plus turnovers forced	7-4
10-plus turnovers forced	8-8
Under 10 turnovers forced	1-1
15-plus turnovers	6-2
Under 15 turnovers	5-8
20-plus assists	0-0
15-plus assists	6-0
Under 15 assists	5-10
More 3-pointers made	7-1
Fewer 3-pointers made	4-7
3-pointers made tied	0-2
One possession games	1-2
Final margin 10 or more points	6-7
Final margin fewer than 10 points	5-3
Final margin fewer than 5 points	3-2
Overtime game	0-0
With a 30-point scorer	0-0
With a 20-point scorer	7-1
With a 10-plus rebounder	5-2
Versus ranked opponents	0-4
Wearing white jerseys	7-4
Wearing orange jerseys	2-2
Wearing green jerseys	0-0
Wearing black jerseys	2-4
Wearing pink jerseys	0-0
On Sundays	4-3
On Mondays	1-0
On Tuesdays	0-2
On Wednesdays	1-0
On Thursdays	4-5
On Fridays	0-0
On Saturdays	1-0
Day games	7-5
Night games	4-5

MIAMI INDIVIDUAL

Scored 20-29 points	Destiny Harden (21) at Clemson (2/28/21)
Scored 30-39 points	Beatrice Mompremier (31) at [19/20] DePaul (11/23/19)
Scored 40+ points	Renee Taylor (42) at Houston (12/19/05)
Consecutive 20-point games	Kelsey Marshall (22 vs. Clemson, 21 at Florida State) (1/23-1/26)
Made 10-14 field goals	Beatrice Mompremier (12) at [19/20] DePaul (11/23/19)
Made 15+ field goals	Tamara James (17) vs. Fairfield (12/28/04)
Made six 3-point field goals	Kelsey Marshall (6) at Wake Forest (2/27/20)
Made seven-plus 3-point field goals	Kelsey Marshall (7) at Virginia (2/13/20)
Made 10-14 free throws	Emese Hof (11) at [13/14] Syracuse (1/23/19)
Made 15+ free throws	Desma Thomas (16) vs. Georgetown (2/25/97)
Had 15-19 rebounds	Beatrice Mompremier (18) at [19/20] DePaul (11/23/19)
Had 20+ rebounds	Beatrice Mompremier (22) vs. [22/20] Arizona State (3/24/19)
Had 10+ assists	Laura Cornelius (10) at [13/14] Syracuse (1/23/19)
Had 5-9 steals	Naomi Mbandu (5) at Clemson (2/28/21)
Had 5+ blocks	Brianna Jackson (5) at [14/14] Florida State (1/26/20)
Had a double-double	Endia Banks (11 pts, 10 reb) vs. Boston College (2/18/21)
20 points and 20 rebounds	Beatrice Mompremier (24 pts, 21 reb) vs. [11/11] Marquette (11/15/18)

MIAMI TEAM

Scored 80-89 points	80 vs. Clemson (1/3/21)
Scored 90-99 points	90 vs. Vanderbilt (12/20/18)
Scored 100+ points	103 vs. Florida A&M (12/28/18)
Scored 100+ points in a conference game	100 vs. North Carolina (1/26/17)
Had 50-59 rebounds	51 vs. Jacksonville (11/25/20)
Made 30-34 field goals	33 vs. Clemson (1/3/21)
Made 35-39 field goals	36 vs. Florida A&M (12/28/18)
Made 40+ field goals	41 vs. UL-Monroe (12/16/11)
Made 10-14 3-point field goals	10, at Pittsburgh (1/21/21)
Made 15+ 3-point field goals	16 vs. Alabama (12/21/18)
Made 20-29 free throws	28, vs. FAU (12/3/20)
Made 30 free throws	34 vs. Boston College (1/27/19)
Dished 20-25 assists	24 vs. Vanderbilt (12/20/18)
Dished 25-29 assists	26 vs. Alabama (12/21/18)
Dished 30+ assists	30 vs. Prairie View A&M (11/17/11)
Recorded 15-19 steals	16 vs. Syracuse (1/12/19)
Recorded 20+ steals	22 vs. North Carolina (2/8/12)
Posted 10+ blocks	10 vs. NC A&T (11/22/19)
Four players with 10+ points	Harden (15), Mbandu (12), Marshall (12), Banks (11) vs. Wake Forest (2/25/21)
Five players with 10+ points	Harden (20), Banks (11), Erjavec (11), Marshall (11), Mason (11) vs. Boston College (2/18/21)
Two players with 20+ points	Endia Banks (23), Beatrice Mompremier (20) vs. IUPUI (11/17/19)
Two players with double-figure rebounds	Emese Hof (12), Beatrice Mompremier (10) vs. FGCU (3/22/19)
Two players with double-doubles	Mompremier (21 pts, 10 reb), Hof (10 pts, 12 reb) vs. FGCU (3/22/19)
Won by 30-39 points	30 vs. Virginia Tech (2/25/18)
Won by 40-49 points	42 vs. North Florida (11/28/20)
Won by 50+ points	51 at FIU (11/6/18)
Won in overtime	54-49 (OT) vs. Georgia Tech (1/30/20)
Lost in overtime	72-67 (OT) vs. Florida State (3/6/14)
Defeated a ranked opponent	79-73 at [2/2] Louisville (2/17/19)
Lost to a ranked opponent	79-75 at [1/1] Louisville (1/26/21)
Defeated a top 6-10 opponent	56-54 vs. [8/12] Florida State (3/3/17)
Lost to a top 6-10 opponent	50-48 vs. [10/10] NC State (2/20/20)
Defeated a top-5 opponent	79-73 at [2/2] Louisville (2/17/19)
Lost to a top-5 opponent	79-76 at [1/1] Louisville (1/26/21)

MIAMI OPPONENT

Scored 80-89 points	87 vs. [7/7] Louisville (1/9/20)
Scored 90-99 points	99 at [24/21] Syracuse (1/17/21)
Scored 100+ points	105 vs. [13/12] Florida State (1/11/18)
Won by 30-39 points	35 at [24/21] Syracuse (1/17/21)
Won by 40-49 points	46 vs. [7/7] Louisville (1/9/20)
Won by 50+ points	58 vs. [1/1] Maryland (1/10/07)
Individual scored 30-39 points	Paris Kea (31) vs. North Carolina (2/4/18)
Individual scored 40+ points	Monique Currie (43) vs. Duke (2/19/06)
Individual had 15-19 rebounds	Janelle Bailey (15) at North Carolina (1/10/21)
Individual had 20+ rebounds	Crystal Langhorne (22) vs. Maryland (2/17/05)
Individual had 10+ assists	Lotta-Maj Lahtinen (10) vs. Georgia Tech (2/16/21)
Individual had 5+ steals	Taylor Koenen (5) at North Carolina (1/16/20)
Individual had 5+ blocks	Brianna Turner (5) vs. Notre Dame (2/7/19)



acc tournament history

Date	Round	Site	UM Seed	Opponent	Opp. Seed	Result
3/4/05	First Round	Greensboro, N.C.	9	Georgia Tech	8	W, 60-58
3/5/05	Quarterfinals	Greensboro, N.C.	9	North Carolina	1	L, 64-57
3/2/06	First Round	Greensboro, N.C.	6	Georgia Tech	11	L, 79-62
3/1/07	First Round	Greensboro, N.C.	11	Georgia Tech	6	L, 66-52
3/6/08	First Round	Greensboro, N.C.	12	Georgia Tech	5	L, 76-49
3/5/09	First Round	Greensboro, N.C.	10	Boston College	7	L, 76-59
3/4/10	First Round	Greensboro, N.C.	12	Wake Forest	5	L, 66-65 ^{OT}
3/4/11	Quarterfinals	Greensboro, N.C.	2	NC State	10	W, 93-85
3/5/11	Semifinals	Greensboro, N.C.	2	North Carolina	6	L, 83-57
3/2/12	Quarterfinals	Greensboro, N.C.	2	Wake Forest	10	L, 81-74
3/7/13	First Round	Greensboro, N.C.	5	Virginia Tech	12	W, 45-39
3/8/13	Quarterfinals	Greensboro, N.C.	5	Florida State	4	L, 70-58
3/6/14	Second Round	Greensboro, N.C.	8	Florida State	9	L, 72-67 ^{OT}
3/5/15	Second Round	Greensboro, N.C.	8	Virginia	9	W, 62-52
3/6/15	Quarterfinals	Greensboro, N.C.	8	Notre Dame	1	L, 77-61
3/3/16	Second Round	Greensboro, N.C.	5	Pittsburgh	12	W, 77-55
3/4/16	Quarterfinals	Greensboro, N.C.	5	Florida State	4	W, 74-56
3/5/16	Semifinals	Greensboro, N.C.	5	Notre Dame	1	L, 78-67
3/2/17	Second Round	Conway, S.C.	7	Georgia Tech	10	W, 87-71
3/3/17	Quarterfinals	Conway, S.C.	7	Florida State	2	W, 56-54
3/4/17	Semifinals	Conway, S.C.	7	Duke	3	L, 57-52
3/1/18	Second Round	Greensboro, N.C.	6	Wake Forest	11	W, 68-60
3/2/18	Quarterfinals	Greensboro, N.C.	6	Florida State	3	L, 73-69
3/8/19	Quarterfinals	Greensboro, N.C.	4	Syracuse	5	L, 92-85
3/4/20	First Round	Greensboro, N.C.	11	Clemson	13	L, 71-56

ACC TOURNEY

Record By Round

First	2-6	.250
Second	4-1	.800
Quarterfinals	3-6	.333
Semifinals	0-3	.000
Finals	0-0	.000
Overall	9-16	.360

Record By Seed

Second	1-2	.333
Fourth	0-1	.000
Fifth	3-2	.600
Sixth	1-2	.333
Seventh	2-1	.667
Eighth	1-2	.333
Ninth	1-1	.500
Tenth	0-1	.000
Eleventh	0-2	.000
Twelfth	0-2	.000
Overall	9-16	.360

Record By Venue

Greensboro, N.C.	7-15	.318
Conway, S.C.	2-1	.667
Overall	9-16	.360

Record By Opponent

Boston College	0-1	.000
Clemson	0-1	.000
Duke	0-1	.000
Florida State	2-3	.400
Georgia Tech	2-3	.400
North Carolina	0-2	.000
NC State	1-0	1.000
Notre Dame	0-2	.000
Pittsburgh	1-0	1.000
Syracuse	0-1	.000
Virginia	1-0	1.000
Virginia Tech	1-0	1.000
Wake Forest	1-2	.333
Overall	9-16	.360

acc tournament records

INDIVIDUAL SINGLE-GAME RECORDS

Category	Statistic	Player	Opponent	Date
Points	28	Riquna Williams	Wake Forest	3/4/10
Field Goals	11	Beatrice Mompremier	Syracuse	3/8/19
Field Goal Attempts	25	Riquna Williams	Wake Forest	3/4/10
Field Goal %	.727	Keyona Hayes	Georgia Tech	3/2/17
(min. 10 att.)	8-11			
3-Point Field Goals	5	Jessica Thomas	Notre Dame	3/5/16
3-Point Field Goal Att.	11	Riquna Williams	North Carolina	3/5/11
3-Point Field Goal %	.833	Jessica Thomas	Florida State	3/4/16
(min. 2 3FGM)	5-6			
Free Throws	8	Morgan Stroman	Florida State	3/8/13
Free Throw Attempts	10	Morgan Stroman	Florida State	3/8/13
Free Throw %	1.000	Fallon Phanord	North Carolina	3/5/05
(min. 5 FTM)	8-8			
Rebounds	18	Shawnice Wilson	Florida State	3/8/13
Assists	8	Keyanna Harris	Wake Forest	3/1/18
Steals	6	Yalonda McCormick	North Carolina	3/5/05
Blocks	5	Jassany Williams	Virginia	3/5/15

TEAM SINGLE-GAME RECORDS

Category	Statistic	Opponent	Date
Margin of Victory	22	Pittsburgh (UM, 77-55)	3/3/16
Points	93	NC State	3/4/11
Points in a Quarter	28	Georgia Tech (2nd)	3/2/17
Field Goals	37	Georgia Tech	3/2/17
Field Goal Attempts	70	NC State	3/4/11
Field Goal %	.638 (37-58)	Georgia Tech	3/2/17
3-Point Field Goals	9	Georgia Tech	3/2/06
3-Point Field Goal Attempts	25	North Carolina	3/5/11
3-Point Field Goal %	.533 (8-15)	Florida State	3/4/16
Free Throws	19	NC State	3/4/11
Free Throw Attempts	28	NC State	3/4/11
Free Throw %	.889 (8-9)	Notre Dame	3/5/16
Rebounds	48	Florida State	3/8/13
Assists	21	Pittsburgh	3/3/16
Blocks	7	Florida State	3/4/16
Steals	26	Florida State	3/4/16
Turnovers	23	Florida State	3/6/14
Personal Fouls	25	Georgia Tech	3/2/06



2021 ACC WOMEN'S BASKETBALL TOURNAMENT

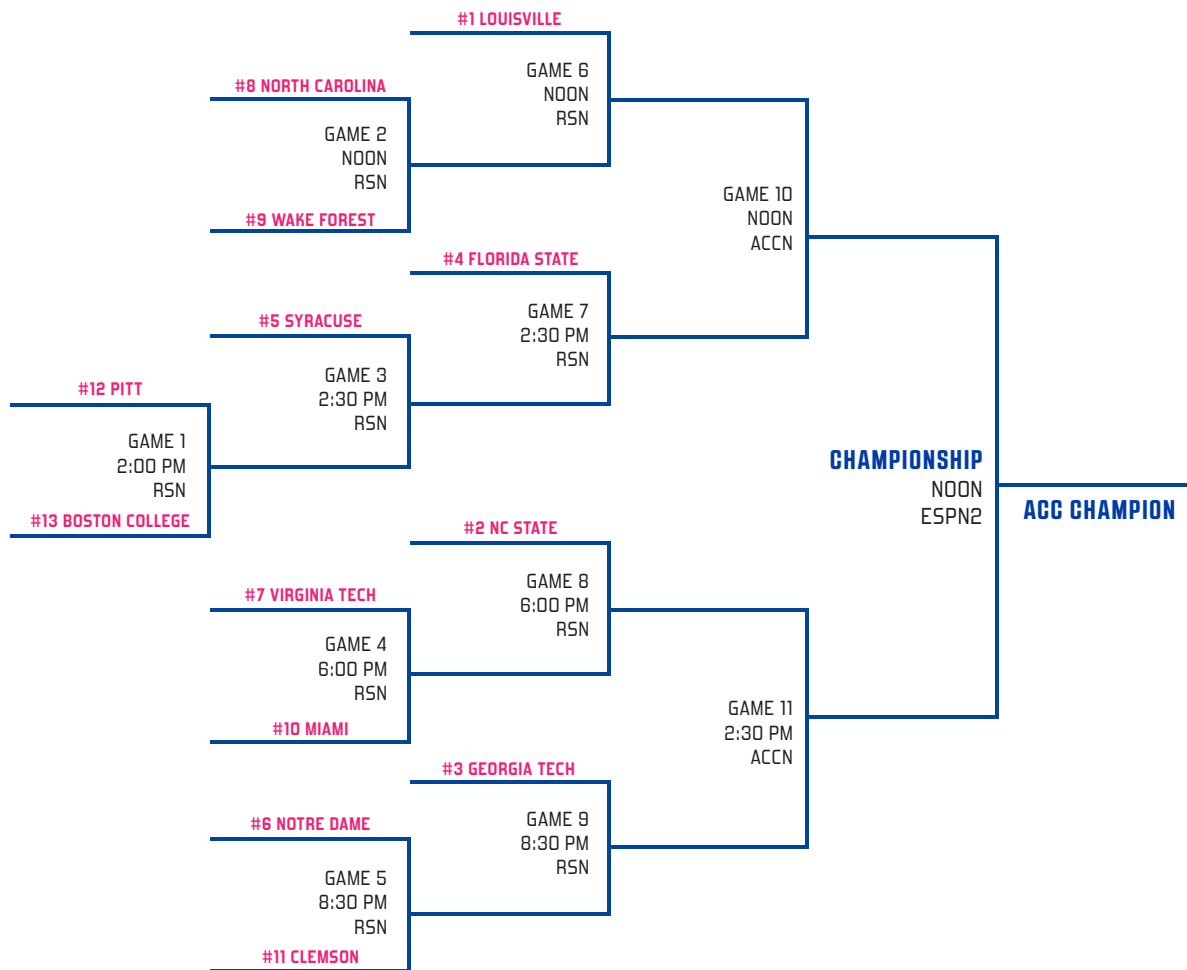
FIRST ROUND
WEDNESDAY • MARCH 3

SECOND ROUND
THURSDAY • MARCH 4

QUARTERFINALS
FRIDAY • MARCH 5

SEMIFINALS
SATURDAY • MARCH 6

CHAMPIONSHIP
SUNDAY • MARCH 7



The ACC's Regional Sports Networks for the 2020-21 season is comprised of FOX Sports South, FOX Sports Florida, FOX Sports Sun, FOX Sports Midwest, and FOX Sports Indiana. All games will also be available via the FOX Sports GO app, but are subject to blackout.

GREENSBORO COLISEUM | MARCH 3-7 | #ACCWBB | @ACCWBB | THEACC.COM



HEAD COACH KATIE MEIER

16TH SEASON | DUKE, 1989 (B.A.) | DUKE, 1990 (M.A.)

Career Record: 379-242 | UM Record: 303-197 | ACC Record: 126-124

MEIER'S CAREER

Assistant Coach	
1993-94	UNC Asheville
1994-99	Tulane
Associate Head Coach	
1999-2001	Tulane
Head Coach	
2001-05	Charlotte
2005-pres.	Miami

EDUCATION

Wheaton Central High School, 1985
 Duke University, 1989
 B.A. English (Literature)
 Duke University, 1990
 M.A. English (Teaching English)

NCAA APPEARANCES

2003 - Charlotte - First Round
 2011 - Miami - Second Round
 2012 - Miami - Second Round
 2013 - Miami - First Round
 2015 - Miami - Second Round
 2016 - Miami - First Round
 2017 - Miami - Second Round
 2018 - Miami - First Round

WNIT APPEARANCES

2004 - Charlotte - Second Round
 2005 - Charlotte - First Round
 2006 - Miami - Second Round
 2010 - Miami - Finals
 2014 - Miami - First Round

PLAYING CAREER

Wheaton Central High School, 1981-85
 Duke University, 1985-90
 BBC Mini-Flat Waregem (Belgium), 1990-93

MISCELLANEOUS

ACC Rookie of the Year, 1986
 GTE Academic All-American, 1988
 First Team All-ACC, 1990
 Kodak/WBCA District All-American, 1990
 Duke Hall of Honor Inductee, 2002
 ACC 50th Anniversary Team, 2002
 C-USA Coach of the Year, 2003
 WBCA Regional Coach of the Year, 2003
 ACC Legend, 2006
 Wheaton Central HS HOF Inductee, 2009
 ACC Coach of the Year, 2011
 WBCA Region 2 Coach of the Year, 2011
 AP National Coach of the Year, 2011
 USA Basketball Coach of the Year, 2013
 UM Sports HOF Inductee, 2017

Katie Meier completed her 15th season at the helm of the Hurricanes' women's basketball program in 2019-20. A well-known and respected figure in women's basketball with 19 years of head coaching experience, Meier has worked tirelessly to put her mark on Miami's program and to build a winning tradition.

In her 15 seasons leading the Canes, Meier has amassed nine 20-win seasons and coached the team to 11 postseason appearances, including 10 straight from 2009-2019. Meier is the all-time winningest head coach of Miami women's basketball by percentage (.617) and the Canes have not finished below .500 since 2009.

Through the 2019-20 campaign, Meier boasts a career record of 368-232 and holds a 292-187 mark during her time heading up the Miami program.

Honors and Accolades

Meier has been recognized for her coaching success numerous times throughout her career. From being named a co-recipient of the 2013 USA Basketball National Coach of the Year award following a 9-0 record and gold medal at the 2013 FIBA U19 World Championship, to being inducted into the University of Miami Sports Hall of Fame in 2017, Meier's name has become synonymous with elite basketball.

One of the most prestigious honors bestowed on Meier came at the conclusion of the 2010-11 season when she was named the Associated Press National Coach of the Year - sharing the award with Connecticut's Geno Auriemma and Stanford's Tara VanDerveer. That season, Meier led the Hurricanes into the NCAA tournament for the first time since 2004 and coached the Canes to their first NCAA Tournament win since 1993.

The Canes entered the 2010-11 season with high internal expectations, but were picked eighth in the Preseason ACC Poll. Miami exceeded all outside expectations posting a perfect 20-0 record inside BankUnited Center and finished conference play with a 12-2 record, earning their first regular season conference title since joining the league in 2004. As a result, Meier was named the ACC Coach of the Year and later would be selected as the WBCA/RUSSELL ATHLETIC Region 2 Coach of the Year, as voted on by her peers.

During the 2011-12 season, Meier coached the Canes to their highest ranking in program history at No. 5. Miami went undefeated at home for the second consecutive season, pushing the home win streak to 40 games.

Five coaches who have been assistants for Meier during her head coaching career have gone on to earn Division I head coaching positions: Lynn Bria (Stetson), Amanda Butler (Florida and Clemson), Darrick Gibbs (North Florida), Carolyn Kieger (Marquette) and Stephanie McCormick (Western Carolina).

All About the Players

Meier has developed Miami into a program committed to its players and said players have flourished over the last 15 years.

Five All-Americans have emerged under Meier's tutelage: Tamara James (2006), Shenise Johnson (2011, 2012), Riquana Williams (2011, 2012), Adrienne Motley (2016) and Beatrice Mompremier (2019, 2020).

All five of those players were drafted into the WNBA following their time at Miami, most recently being Mompremier who was selected 20th overall by the Los Angeles Sparks in the 2020 WNBA Draft. In total, Meier has coached 24 players that have gone on to play professionally, whether that is in the WNBA or overseas.

Under Meier's direction, 12 players have earned All-ACC Team postseason accolades, including Shenise Johnson who earned ACC Player of the Year (2011). Five Canes have been tabbed to the ACC All-Defensive Team, while four rookies have made an appearance on the ACC All-Freshman Team. Emese Hof ('18), earned the first ACC Most Improved Player for Miami in program history.

Meier's players have also excelled in the classroom as 12 players have earned a spot on the ACC All-Academic team, with four players earning multi-year bids. Additionally, Miami has placed someone on the ACC Honor Roll in 15 of Meier's 15 seasons.

A New Era

Hired April 19, 2005, Meier was appointed by then-Miami AD Paul Dee in front of national and local media, fans, alumni and support staff, signifying the beginning of a new era.

Following an unprecedented career as one of the greatest athletes to ever play in the Atlantic Coast Conference, Meier quickly established herself in the coaching ranks. Following an impressive four-year tenure as the head coach at Charlotte where she helped bring the 49er program into national prominence, Meier made it clear that her goal was to make Miami one of the premier women's basketball programs in the country.

Creating a Winning Program

In her first season, Meier wasted little time in making the first steps towards those goals. The Hurricanes posted an impressive overall record of 17-13 and earned a berth into the second round of the 2006 WNIT. Standout Tamara James produced one of the greatest seasons ever seen by a UM player, becoming Miami's all-time leading scorer.

James was selected with the eighth overall pick in the 2006 WNBA Draft by the Washington Mystics.

Over the next two years, the Hurricanes continued to develop under Meier's direction. Miami's Renee Taylor emerged as the ACC's leading scorer in 2006-07, while Maurita Reid finished the 2007-08 campaign with 110 steals (second in the ACC and fifth in the NCAA).



With the No. 21-ranked incoming recruiting class, Meier and the Hurricanes saw significant improvement during the 2008-09 season. The freshman class was highlighted by McDonald's All-American Shenise Johnson of Henrietta, N.Y., and Riquna Williams from nearby Pahokee, Fla. Under Meier's guidance, Johnson was named the ACC Rookie of the Week on three occasions and was named to the ACC All-Freshmen team as well as ACC Honorable Mention. The versatile guard/forward also led the U19 USA team to a gold medal finish in the 2009 World Championships in Bangkok, Thailand.

The 2009-10 season was one of the most successful in program history. Under Meier's vision, the Hurricanes advanced to the WNIT Championship game. Miami posted a 22-14 overall record - the first 20-win campaign since the 2002-03 season and just the eighth all-time in history. In her sophomore season, Johnson was named first team All-ACC, while a healthy Riquna Williams garnered second-team honors. The tandem led Miami to a 5-1 WNIT record - the deepest postseason run in team history, with both earning all-tournament honors along the way.

Following the success of the 2009-10 campaign, Meier signed a contract extension through 2015 and the Hurricanes continued their rise in the ACC. Miami earned a conference regular season title in 2010-11 and returned to the NCAA Tournament for the first time in seven seasons. Johnson was named to four different All-America squads and became the second player in program history to be named the conference player of the year (Frances Savage - BIG EAST - 1992). Williams, along with Johnson, was named First Team All-ACC and was the conference scoring leader, posting 21.7 points per game.

Miami's dominance continued into the 2011-12 season. The Canes finished second in the conference standings with a record of 14-2 and were 26-6 overall, earning a No. 3 seed in the NCAA Tournament.

Seniors Shenise Johnson and Riquna Williams continued to shine in the ACC as the duo were second and third in the league in scoring and each were again named First Team All-ACC. Johnson was also named to the All-ACC Defensive Team for the third consecutive season and earned a place on five different All-America teams, including the WBCA squad for the second straight year. Williams earned AP All-America third team recognition in her final collegiate campaign as well.

After reaching the WNIT in 2014, Meier guided the Hurricanes back to the NCAA Tournament in 2015 and the 11th-seeded Hurricanes defeated No. 6 seed Washington in the first round, before dropping their second round matchup against third-seeded Iowa, the host school.

Earlier in the 2014-15 season, Meier also led the Hurricanes to the program's first win over a team in the top four of the AP Poll. They defeated No. 4/4 Notre Dame, 78-63, the Fighting Irish's only loss in their first two years in the ACC. Sophomore guard Adrienne Motley went on to be named a consensus First Team All-ACC pick after averaging 16.9 points on 49.2 percent shooting. Meier also earned her 250th career win during the season.

In 2015-16, Meier led Miami to a 24-9 record to tie for the fifth-most wins in a season in program history. Miami received a No. 5 seed the NCAA Tournament and made its fifth appearance in the field in the past six years. The 2015-16 campaign also saw the Hurricanes beat both Duke and North Carolina in the same year for the first time. The victory at North Carolina was good for the 200th of Meier's tenure at Miami. Adrienne Motley was also tabbed as a consensus First Team All-ACC honoree for the second straight year, in addition to garnering WBCA All-America Team Honorable Mention recognition.

In 2016-17, Meier guided the Hurricanes to a second straight 24-9 record. In the quarterfinals of the ACC Tournament, Miami again defeated a Florida State team ranked in the top 10, downing the No. 8/12 Seminoles, 56-54, to earn back-to-back semifinal appearances for the first time. The Hurricanes beat four top-25 teams, defeating three ranked teams - two of which were in the top 10 - away from home for the first time in the ACC era. Miami earned a No. 4 seed in the NCAA Tournament, hosting the first two rounds of play, and reached the second round for the fourth time in seven years.

Adrienne Motley and Jessica Thomas were both Second Team All-ACC picks in 2016-17, with Motley becoming Miami's fifth WNBA Draft pick. In addition, Motley, Thomas and Keyona Hayes formed the second Miami teammate trio to all reach 1,000 points and each signed a WNBA contract, the first time three Hurricanes in the same class did so.

Despite losing many talented players to graduation and injuries, Meier led the Hurricanes to a 21-11 finish in 2017-18 and surpassed 250 wins in her tenure with the program. Erykah Davenport, a Second Team All-ACC honoree, and Keyanna Harris became the first Miami seniors to make four straight NCAA Tournaments. Miami had two freshman all-league honorees for the first time since 1992-93 in the BIG EAST, as Mykea Gray and Kelsey Marshall both made the cut.

In 2018-19, Meier guided her team to a 10th consecutive postseason appearance, including an eighth trip to the NCAA Tournament in the last nine years and fifth straight NCAA Tournament bid. Miami also reached 20-plus wins for the ninth time in 10 years and double-digit ACC victories for the seventh time in nine years.

Establishing Her Legacy as a Player

Meier's success as a coach is a direct reflection of her playing career as a standout at Duke University. A four-year letter winner for the Blue Devils under head coach Debbie Leonard from 1986-90, Meier's name is scattered throughout the Duke record books.

She currently ranks among the school's all-time career leaders in scoring average (16.2 points per game), steals (232), free throws made (447) and free throws attempted (624). She is also listed among Duke's leaders in career points (1,761), field goals made (653), field goals attempted (1,283), assists (409) and rebounding average (6.1 rebounds per game).

Meier wasted no time making her mark at Duke, earning ACC Rookie of the Year and Basketball Yearbook Freshman All-America honors in 1986. Meier injured her knee in 1988 during her junior season and ultimately missed the entire 1988-89 campaign while recovering.

Meier returned to Duke for her senior season in 1990 without missing a beat, earning Kodak/WBCA District 2 All-America and All-ACC first team accolades while being named the Blue Devils' most valuable player.

In 2002, Meier was honored by Duke for her efforts as a player when she was named to the inaugural induction class in the Blue Devils' Hall of Honor. That same year, Meier was named to the ACC's 50th Anniversary Team. In 2006, she was once again honored by the conference when she was named an ACC Legend at the 2006 ACC Women's Basketball Tournament.

Meier's success on the court was only outdone by her accomplishments in the classroom. She was named to the Dean's List from 1986-88. In 1988 she also earned GTE Academic All-America Second Team honors.


After receiving a bachelor's degree in English with cum laude honors in 1989, Meier went on to earn a master's degree in teaching English from Duke in 1990.

Following her career at Duke, Meier moved overseas to play three seasons with BBC Mini-Flat Waregem in Belgium from 1990-93. There, she helped lead her team to three First Division regular season titles and one Belgian Cup Championship. While in Belgium, Meier also spent time teaching classes of conversational English while coaching teams of 15- to 17-year-olds.

A native of Wheaton, Ill., Meier graduated from Wheaton Central High School in 1985 and in October 2009 was inducted into her high school's athletic hall of fame.

MEIER YEAR-BY-YEAR

Year	School	Overall	Conf.		Post-Season
		W-L	W-L	Finish	
2001-02	Charlotte	16-13	7-7	t-7	
2002-03	Charlotte	21-9	12-2	1	NCAA 0-1
2003-04	Charlotte	17-14	8-6	7	WNIT 1-1
2004-05	Charlotte	22-9	9-5	t-5	WNIT 0-1
2005-06	Miami	17-13	6-8	6	WNIT 1-1
2006-07	Miami	11-19	2-12	11	
2007-08	Miami	9-21	2-12	12	
2008-09	Miami	13-17	2-12	t-10	
2009-10	Miami	22-14	4-10	t-10	WNIT 5-1
2010-11	Miami	28-5	12-2	t-1	NCAA 1-1
2011-12	Miami	26-6	14-2	2	NCAA 1-1
2012-13	Miami	21-11	11-7	t-4	NCAA 0-1
2013-14	Miami	16-15	8-8	8	WNIT 0-1
2014-15	Miami	20-13	8-8	8	NCAA 1-1
2015-16	Miami	24-9	10-6	t-5	NCAA 0-1
2016-17	Miami	24-9	10-6	7	NCAA 1-1
2017-18	Miami	21-11	10-6	t-6	NCAA 0-1
2018-19	Miami	25-9	12-4	4	NCAA 1-1
2019-20	Miami	15-15	7-11	t-11	-
2020-21	Miami	11-10	8-10	-	-
	Overall	379-241	163-143	12-14	



G • Kenza Saglues
So. • 5-9 • Montpellier, France

- Played her first game in 353 days against Boston College after missing 18 games due to rehab following offseason surgery
- Appeared in 25 games for the Canes in 2019-20
- Led all freshmen in 3-pointers made with 11 last season
- Ranked the No. 20 international player in the 2018 class by ProspectsNations.com
- Has represented France at multiple FIBA events, including the U18 Women's European Championship (Division A) in Udine, Italy
- Graduated from INSEP, a French training institute for the nation's elite athletes between 15-18 (alums include Tony Parker and Clint Capela)
- Is the first Frenchwoman to player under Katie Meier



PLAYER HIGHS

Minutes

20-21 4, vs. Boston College (2/18/21)
Career 24, vs. Florida State (1/5/20)

Points

20-21
Career 7, vs. UNCA (12/20/19)

Field Goals Made

20-21
Career 2, 3x, last at Virginia (2/13/20)

Field Goals Attempted

20-21 1, vs. Wake Forest (2/25/21)
Career .. 7, 2x, last vs. Florida State (1/5/20)

3-Point Field Goals Made

20-21
Career 2, 3x, last at Virginia (2/13/20)

3-Point Field Goals Attempted

20-21 1, vs. Wake Forest (2/25/21)
Career .. 7, 2x, last vs. Florida State (1/5/20)

Free Throws Made

20-21
Career 2, vs. Binghamton (12/17/19)

Free Throws Attempted

20-21
Career 2, 2x, last vs. UNCA (12/20/19)

Rebounds

20-21
Career .. 2, 3x, last vs. Florida State (1/5/20)

Assists

20-21
Career 2, vs. UNCA (12/20/19)

Blocks

20-21
Career

Steals

20-21
Career

Double-Doubles

20-21
Career

Double-Digit Game

20-21
Career

2020-21 game-by-game

Opponent	Date	GS	MIN	Total			3-Pointers			Free throws		Rebounds				PF	A	T/O	BLK	STL	PTS	AVG
				FG-FGA	PCT	3FG-3FGA	PCT	FT-FTA	PCT	OFF	DEF	TOT	AVG									
Boston College	02/18/2021		04:01	0-0	.000	0-0	.000	0-0	.000	0	0	0	0.0	0	0	0	0	0	0	0	0.0	
Wake Forest	02/25/2021		01:06	0-1	.000	0-1	.000	0-0	.000	0	0	0	0.0	0	0	0	0	0	0	0	0.0	
at Clemson	02/28/2021		04:39	0-0	.000	0-0	.000	0-0	.000	0	0	0	0.0	0	0	0	0	0	0	0	0.0	
Totals		0	09:46	0-1	.000	0-1	.000	0-0	.000	0	0	0	0.0	0	0	0	0	0	0	0	0.0	

Player Averages

Games Played	Minutes/game	Points/game	FG Pct	3FG Pct	FT Pct	Rebounds/game	Assists/game	Turnovers/game	Assist/Turnover ratio	Steals/game	Blocks/game
3	3.3	0.0	0.0	0.0	0.0	0.0	0.0	0.0	0.0	0.0	0.0

CAREER STATS

SEASON	TEAM	GP-GS	MIN/AVG	Field Goals		3-Point		F-Throws		Rebounds				Scoring						
				FG-FGA	FG%	3FG-FGA	3FG%	FT-FTA	FT%	OFF	DEF	TOT	AVG	PF-FO	AST	TO	BLK	STL	PTS	AVG
2019-20	Miami	25-0	205/8.2	11-49	.224	11-46	.239	4-6	.667	1	12	13	0.5	10-0	9	18	0	0	37	1.5
2020-21	Miami	3-0	10/3.3	0-1	.000	0-1	.000	0-0	.000	0	0	0	0.0	0-0	0	0	0	0	0	0.0
TOTAL		28-0	215/7.7	11-50	.220	11-47	.234	4-6	.667	1	12	13	0.5	10-0	9	18	0	0	37	1.3



F • Moulayna Johnson Sidi Baba
So. • 6-0 • Stockholm, Sweden



- Has recorded a bucket in 10 of 18 games played this season
- Led all Miami players with 17 points against North Florida (11/28), a new career-high in scoring Johnson Sidi Baba
- Made the fourth start of her career against Jacksonville (11/25), recording career-highs in rebounds (seven) and free throws made (four)
- One of two freshman to average 15-plus minutes per game in 2019-20
- Poured in a bucket in eight straight games last season
- Four-star international prospect according to Keil Moore Basketball
- Represented Sweden in August 2018 at the FIBA U18 Women's European Championship in Udine, Italy
- The second Swedish player to sign with Miami during Katie Meier's tenure

PLAYER HIGHS

Minutes

20-21 29, vs. Jacksonville (11/25/20)
Career.....33, vs. DePaul (11/23/19)

Points

20-21 17, vs. North Florida (11/28/20)
Career..... 17, vs. North Florida (11/28/20)

Rebounds

20-21 9, vs. FAU (12/3/20)
Career..... 9, vs. FAU (12/3/20)

Assists

20-21 2, vs. UNC (12/14/20)
Career..... 4, vs. DePaul (11/23/19)

Steals

20-21 1, 4x, last vs. Florida State (2/7/21)
Career..... 2, 2x, last vs. NC A&T (11/22/19)

Blocks

20-21 1, 2x, last at Pittsburgh (1/21/21)
Career..... 1, 3x, last at Pittsburgh (1/21/21)

Field Goals Made

20-21 6, vs. North Florida (11/28/20)
Career..... 6, vs. North Florida (11/28/20)

Field Goals Attempted

20-21 13, vs. North Florida (11/28/20)
Career..... 13, vs. North Florida (11/28/20)

3-Point Field Goals Made

20-21 3, vs. North Florida (11/28/20)
Career..... 3, vs. North Florida (11/28/20)

3-Point Field Goals Attempted

20-21 5, vs. North Florida (11/28/20)
Career..... 5, vs. North Florida (11/28/20)

Free Throws Made

20-21 4, 2x, last at Wake Forest (1/7/21)
Career... 4, 2x, last at Wake Forest (1/7/21)

Free Throws Attempted

20-21 5, 2x, last at Wake Forest (1/7/21)
Career... 5, 2x, last at Wake Forest (1/7/21)

Double-Doubles

20-21
Career.....

Double-Digit Game

20-21 1
Career..... 2

2020-21 game-by-game

Opponent	Date	GS	MIN	Total		3-Pointers		Free throws		Rebounds				PF	A	T/O	BLK	STL	PTS	AVG	
				FG-FGA	PCT	3FG-3FGA	PCT	FT-FTA	PCT	OFF	DEF	TOT	AVG								
Jacksonville	11/25/2020	*	29:41	1-6	.167	0-1	.000	4-5	.800	1	6	7	7.0	1	0	1	1	0	6	6.0	
North Florida	11/28/2020	*	24:55	6-13	.462	3-5	.600	2-2	1.000	1	3	4	5.5	0	0	0	0	0	17	11.5	
Fla. Atlantic	12/03/2020	*	28:20	1-8	.125	0-4	.000	1-2	.500	3	6	9	6.7	1	0	3	0	0	3	8.7	
Syracuse	12/10/2020	*	18:02	0-2	.000	0-1	.000	0-0	.000	2	4	6	6.5	1	1	2	0	0	0	6.5	
North Carolina	12/14/2020	*	15:53	0-2	.000	0-2	.000	0-0	.000	1	3	4	6.0	3	2	0	0	0	0	5.2	
at NC State	12/20/2020	*	14:43	0-2	.000	0-1	.000	0-0	.000	0	0	0	5.0	0	0	0	0	0	0	4.3	
Notre Dame	12/31/2020		03:48	0-0	.000	0-0	.000	0-0	.000	0	0	0	4.3	0	0	0	0	0	0	3.7	
Clemson	01/03/2021		14:59	0-2	.000	0-2	.000	0-0	.000	0	1	1	3.9	1	1	1	0	0	0	3.3	
at Wake Forest	01/07/2021		21:58	2-5	.400	0-2	.000	4-5	.800	1	5	6	4.1	1	0	1	0	1	8	3.8	
at North Carolina	01/10/2021		11:28	0-2	.000	0-2	.000	0-0	.000	0	0	0	3.7	0	1	0	0	0	0	3.4	
at Syracuse	01/17/2021		22:57	2-7	.286	0-2	.000	2-2	1.000	0	1	1	3.5	1	1	0	0	1	6	3.6	
at Pittsburgh	01/21/2021		23:17	2-7	.286	2-4	.500	0-0	.000	3	3	6	3.7	0	0	1	1	0	6	3.8	
at Louisville	01/26/2021		27:38	1-3	.333	0-0	.000	0-0	.000	0	4	4	3.7	4	0	2	0	1	2	3.7	
Georgia Tech	01/28/2021		21:42	1-3	.333	0-1	.000	0-2	.000	2	4	6	3.9	1	0	0	0	0	2	3.6	
Florida St.	02/07/2021		16:29	0-3	.000	0-1	.000	0-0	.000	0	0	0	3.6	1	0	0	0	1	0	3.3	
Boston College	02/18/2021		11:56	1-3	.333	1-2	.500	0-0	.000	2	3	5	3.7	1	0	1	0	0	3	3.3	
Wake Forest	02/25/2021		07:25	0-1	.000	0-1	.000	0-0	.000	0	1	1	3.5	2	0	1	0	0	0	3.1	
at Clemson	02/28/2021		13:42	1-1	1.000	1-1	1.000	0-0	.000	0	0	0	3.3	1	1	0	0	0	3	3.1	
Totals			6	328:53	18-70	.257	7-32	.219	13-18	.722	16	44	60	3.3	19	7	13	2	4	56	3.1

Player Averages

Games Played	Minutes/game	Points/game	FG Pct	3FG Pct	FT Pct	Rebounds/game	Assists/game	Turnovers/game	Assist/Turnover ratio	Steals/game	Blocks/game
18	18.3	3.1	25.7	21.9	72.2	3.3	0.4	0.7	0.5	0.2	0.1

CAREER STATS

SEASON	TEAM	GP-GS	MIN/AVG	Field Goals		3-Point		F-Throws		Rebounds				Scoring						
				FG-FGA	FG%	3FG-FGA	3FG%	FT-FTA	FT%	OFF	DEF	TOT	AVG	PF-FO	AST	TO	BLK	STL	PTS	AVG
2019-20	Miami	25-3	396/15.8	20-77	.260	10-44	.227	8-16	.500	22	36	58	2.3	19-0	20	24	1	9	58	2.3
2020-21	Miami	18-6	329/18.3	18-70	.257	7-32	.219	13-18	.722	16	44	60	3.3	19-0	7	13	2	4	56	3.1
TOTAL		43-9	725/16.9	38-147	.259	17-76	.224	21-34	.618	38	80	118	2.7	38-0	27	37	3	13	114	2.7



G • Destiny Harden
R-Jr. • 6-0 • Chicago, Ill.

- Names ACC Player of the Week on March 1 - averaged 18.0 points, 4.5 rebounds and shot 60 percent from the field over two games
- Paces the Canes with three double-doubles in 2020-21
- Has scored in double-figures in five of the last six games
- Totaled a team-leading four 20-point games this season
- Recorded her first career double-double against Jacksonville (11/25) with 16 points and 13 rebounds
- Sat out the 2018-19 season due to NCAA transfer rules
- Listed as a four-star recruit by ProspectsNation.com and a three-star prospect by espnW HoopGurlz
- Earned Chicago Tribune Second Team All-State and USA TODAY All-USA Illinois Second Team honors



PLAYER HIGHS

Minutes
 20-21 37, at Clemson (2/28/21)
 Career..... 37, at Clemson (2/28/21)

Points
 20-21 21, at Clemson (2/28/21)
 Career..... 21, at Clemson (2/28/21)

Rebounds
 20-21 13, vs. Jacksonville (11/25/20)
 Career..... 13, vs. Jacksonville (11/25/20)

Assists
 20-21 4, 2x, last vs. FAU (12/3/20)
 Career..... 4, 2x, last vs. FAU (12/3/20)

Steals
 20-21 3, 2x, last vs. Virginia Tech (2/11/21)
 Career..... 4, 2x, last vs. Bucknell (3/15/18)

Blocks
 20-21 3, vs. Florida State (2/7/21)
 Career..... 3, vs. Florida State (2/7/21)

Field Goals Made
 20-21 9, 2x, last at Clemson (2/28/21)
 Career..... 9, 2x, last at Clemson (2/28/21)

Field Goals Attempted
 20-21 15, at Clemson (2/28/21)
 Career..... 15, at Clemson (2/28/21)

3-Point Field Goals Made
 20-21 3, vs. UNC (12/14/20)
 Career..... 3, 3x, last vs. UNC (12/14/20)

3-Point Field Goals Attempted
 20-21 4, vs. Jacksonville (11/25/20)
 Career..... 7, vs. NC State (2/20/20)

Free Throws Made
 20-21 5, 2x, last vs. UNC (12/14/20)
 Career..... 5, 3x, last vs. UNC (12/14/20)

Free Throws Attempted
 20-21 9, 2x, last vs. UNC (12/14/20)
 Career..... 9, 3x, last vs. UNC (12/14/20)

Double-Doubles
 20-21 3, last vs. Virginia Tech (2/11/21)
 Career..... 3, last vs. Virginia Tech (2/11/21)

Double-Digit Game
 20-21 9
 Career..... 13

2020-21 game-by-game


Opponent	Date	GS	MIN	Total		3-Pointers		Free throws		Rebounds				PF	A	T/O	BLK	STL	PTS	AVG
				FG-FGA	PCT	3FG-3FGA	PCT	FT-FTA	PCT	OFF	DEF	TOT	AVG							
Jacksonville	11/25/2020	*	29:18	5-9	.556	2-4	.500	4-4	1.000	1	12	13	13.0	0	4	2	0	2	16	16.0
North Florida	11/28/2020	*	19:40	6-9	.667	0-1	.000	0-0	.000	0	1	1	7.0	1	0	1	0	1	12	14.0
Fla. Atlantic	12/03/2020	*	26:31	1-7	.143	0-2	.000	5-9	.556	5	2	7	7.0	4	4	3	1	3	7	11.7
Syracuse	12/10/2020	*	17:37	3-8	.375	2-2	1.000	3-6	.500	1	0	1	5.5	4	0	1	0	2	11	11.5
North Carolina	12/14/2020	*	29:09	6-12	.500	3-8	.375	5-9	.556	5	7	12	6.8	2	1	1	0	2	20	13.2
at NC State	12/20/2020	*	17:13	1-6	.167	1-3	.333	0-0	.000	1	4	5	6.5	2	0	3	0	0	3	11.5
Notre Dame	12/31/2020	*	25:33	4-11	.364	1-5	.200	0-0	.000	1	5	6	6.4	4	2	2	0	1	9	11.1
Clemson	01/03/2021	*	21:24	3-7	.429	0-3	.000	3-4	.750	0	3	3	6.0	2	3	3	1	1	9	10.9
at Wake Forest	01/07/2021	*	07:23	0-1	.000	0-0	.000	0-0	.000	0	0	0	5.3	1	0	0	0	0	0	9.7
at North Carolina	01/10/2021	*	26:25	3-5	.600	1-1	1.000	1-2	.500	1	4	5	5.3	1	2	2	0	1	8	9.5
at Syracuse	01/17/2021	*	10:06	0-1	.000	0-0	.000	2-2	1.000	0	0	0	4.8	1	1	0	0	0	2	8.8
at Pittsburgh	01/21/2021	*	08:26	0-1	.000	0-0	.000	2-2	1.000	0	3	3	4.7	2	0	1	0	0	2	8.3
at Louisville	01/26/2021	*	10:52	2-6	.333	1-2	.500	1-3	.333	1	0	1	4.4	1	0	1	0	0	6	8.1
Georgia Tech	01/28/2021	*	09:51	0-1	.000	0-1	.000	0-0	.000	0	1	1	4.1	1	1	2	0	0	0	7.5
Florida St.	02/07/2021	*	30:49	3-8	.375	0-3	.000	1-2	.500	2	10	12	4.7	2	1	2	3	2	7	7.5
Virginia Tech	02/11/2021	*	28:32	9-14	.643	2-4	.500	0-3	.000	4	8	12	5.1	0	1	4	1	3	20	8.3
at Florida St.	02/14/2021	*	28:42	5-9	.556	2-5	.400	0-0	.000	0	3	3	5.0	4	3	3	0	1	12	8.5
at Georgia Tech	02/16/2021	*	32:21	4-7	.571	1-3	.333	0-0	.000	1	3	4	4.9	3	1	2	1	2	9	8.5
Boston College	02/18/2021	*	30:50	8-12	.667	0-3	.000	4-5	.800	2	7	9	5.2	1	0	1	2	1	20	9.1
Wake Forest	02/25/2021	*	32:16	6-10	.600	0-2	.000	3-4	.750	1	4	5	5.2	3	2	2	0	1	15	9.4
at Clemson	02/28/2021	*	37:34	9-15	.600	1-3	.333	2-2	1.000	1	3	4	5.1	0	0	1	0	2	21	10.0
Totals		20	480:31	78-159	.491	17-55	.309	36-57	.632	27	80	107	5.1	39	26	37	9	25	209	10.0

Player Averages

Games Played	Minutes/game	Points/game	FG Pct	3FG Pct	FT Pct	Rebounds/game	Assists/game	Turnovers/game	Assist/Turnover ratio	Steals/game	Blocks/game
21	22.9	10.0	49.1	30.9	63.2	5.1	1.2	1.8	0.7	1.2	0.4

CAREER STATS

SEASON	TEAM	GP-GS	MIN/AVG	Field Goals		3-Point		F-Throws		Rebounds				Scoring						
				FG-FGA	FG%	3FG-FGA	3FG%	FT-FTA	FT%	OFF	DEF	TOT	AVG	PF-FO	AST	TO	BLK	STL	PTS	AVG
2017-18	WVU	35-0	286/8.2	35-79	.443	0-0	.000	18-41	.439	25	26	51	1.5	34-1	12	23	10	19	88	2.5
2019-20	Miami	25-15	415/16.6	46-127	.362	12-41	.293	18-31	.581	35	63	98	3.9	58-1	15	39	9	22	122	4.9
2020-21	Miami	21-20	481/22.9	78-159	.491	17-55	.309	36-57	.632	27	80	107	5.1	39-0	26	37	9	25	209	10.0
TOTAL FOR Miami		46-35	896/19.5	124-286	.434	29-96	.302	54-88	.614	62	143	205	4.5	97-1	41	76	18	47	331	7.2
TOTAL		81-35	1182/14.6	159-365	.436	29-96	.302	72-129	.558	87	169	256	3.2	131-2	53	99	28	66	419	5.2



G • Endia Banks
Sr. • 5-9 • Duluth, Ga.

- Has scored in double-digits in 11 of the last 15 games
- Averaging double-figures (10.0) for the first time in her career
- Eclipsed the 300-assist mark in her career with six at Pittsburgh (1/21)
- Tallied her first double-double of the season against Boston College (2/18) with 11 points and 10 rebounds
- Recorded the second 20-point outing of her career, pouring in 20 points against Clemson on 9-of-13 shooting
- Ranks 10th among active players in the ACC in assist to turnover ratio (1.3) and leads Miami in assists per game (3.2)
- Tabbed to the All-ACC Academic Team as a freshman
- Listed by ProspectsNation.com as a four-star recruit and the No. 53 player in the country



PLAYER HIGHS

Minutes

20-21 34, 5x, last at Clemson (2/28/21)
Career..... 42, vs. Georgia Tech (1/30/20)

Points

20-21 20, vs. Clemson (1/3/21)
Career..... 23, vs. IUPUI (11/17/19)

Rebounds

20-21 10, vs. Boston College (2/18/21)
Career... 10, 2x, last vs. Boston College (2/18/21)

Assists

20-21 8, at UNC (1/10/21)
Career..... 8, 2x, last at UNC (1/10/21)

Steals

20-21 ...3, 3x, last vs. Florida State (2/7/21)
Career..... 5, vs. IUPUI (11/17/19)

Blocks

20-21 1, 8x, last vs. NC State (2/20/20)

Field Goals Made

20-21 9, vs. Clemson (1/3/21)
Career..... 9, 2x, last vs. Clemson (1/3/21)

Field Goals Attempted

20-21 18, vs. Notre Dame (12/31/20)
Career..... 18, vs. Notre Dame (12/31/20)

3-Point Field Goals Made

20-21 3, vs. Notre Dame (12/31/20)
Career...3, 3x, last vs. Notre Dame (12/31/20)

3-Point Field Goals Attempted

20-21 8, vs. Notre Dame (12/31/20)
Career..... 8, vs. Notre Dame (12/31/20)

Free Throws Made

20-21 8, at Clemson (2/28/21)
Career..... 8, at Clemson (2/28/21)

Free Throws Attempted

20-21 10, at Clemson (2/28/21)
Career..... 10, at Clemson (2/28/21)

Double-Doubles

20-21 1
Career..... 2

Double-Digit Game

20-21 12
Career..... 31

2020-21 game-by-game

Opponent	Date	GS	MIN	Total		3-Pointers		Free throws		Rebounds				PF	A	T/O	BLK	STL	PTS	AVG
				FG-FGA	PCT	3FG-3FGA	PCT	FT-FTA	PCT	OFF	DEF	TOT	AVG							
Jacksonville	11/25/2020		27:26	4-8	.500	1-2	.500	1-2	.500	2	3	5	5.0	2	3	5	0	0	10	10.0
North Florida	11/28/2020		24:13	2-7	.286	1-2	.500	1-2	.500	1	1	2	3.5	1	4	1	0	0	6	8.0
Fla. Atlantic	12/03/2020		19:58	4-7	.571	0-2	.000	1-1	1.000	1	4	5	4.0	2	1	2	0	0	9	8.3
Syracuse	12/10/2020		30:20	3-9	.333	1-4	.250	1-2	.500	0	3	3	3.8	0	3	4	0	1	8	8.3
North Carolina	12/14/2020		28:40	2-5	.400	0-1	.000	0-2	.000	1	7	8	4.6	1	4	1	0	1	4	7.4
at NC State	12/20/2020		29:19	2-8	.250	0-2	.000	1-2	.500	0	2	2	4.2	1	2	0	0	0	5	7.0
Notre Dame	12/31/2020	*	34:11	7-18	.389	3-8	.375	1-3	.333	0	2	2	3.9	1	5	3	0	3	18	8.6
Clemson	01/03/2021	*	33:52	9-13	.692	2-3	.667	0-0	.000	2	4	6	4.1	4	3	3	0	0	20	10.0
at Wake Forest	01/07/2021	*	31:56	2-8	.250	0-2	.000	0-0	.000	4	2	6	4.3	3	3	1	0	3	4	9.3
at North Carolina	01/10/2021	*	31:29	6-10	.600	1-3	.333	1-2	.500	0	1	1	4.0	2	8	2	0	1	14	9.8
at Syracuse	01/17/2021	*	28:01	5-8	.625	1-3	.333	1-1	1.000	0	1	1	3.7	1	4	1	0	0	12	10.0
at Pittsburgh	01/21/2021	*	34:26	5-11	.455	0-2	.000	3-4	.750	3	6	9	4.2	0	6	2	0	2	13	10.3
at Louisville	01/26/2021	*	34:25	6-13	.462	1-2	.500	0-3	.000	2	5	7	4.4	1	4	1	0	1	13	10.5
Georgia Tech	01/28/2021	*	31:31	2-7	.286	0-1	.000	0-0	.000	0	5	5	4.4	0	3	0	0	0	4	10.0
Florida St.	02/07/2021	*	31:12	4-7	.571	0-1	.000	4-4	1.000	0	0	0	4.1	2	1	4	0	3	12	10.1
Virginia Tech	02/11/2021	*	31:49	5-11	.455	1-2	.500	0-0	.000	1	2	3	4.1	1	3	4	0	1	11	10.2
at Florida St.	02/14/2021	*	34:09	2-7	.286	0-0	.000	2-2	1.000	2	3	5	4.1	1	3	2	0	1	6	9.9
at Georgia Tech	02/16/2021	*	28:03	2-7	.286	2-3	.667	0-0	.000	2	2	4	4.1	2	1	4	0	1	6	9.7
Boston College	02/18/2021	*	29:44	5-13	.385	1-4	.250	0-0	.000	6	4	10	4.4	2	1	4	0	1	11	9.8
Wake Forest	02/25/2021	*	31:53	5-8	.625	1-3	.333	0-2	.000	0	6	6	4.5	3	4	3	0	1	11	9.9
at Clemson	02/28/2021	*	33:47	2-7	.286	1-2	.500	8-10	.800	0	6	6	4.6	1	1	4	0	1	13	10.0
Totals			15	640:25	.438	17-52	.327	25-42	.595	27	69	96	4.6	31	67	51	0	21	210	10.0

Player Averages

Games Played	Minutes/game	Points/game	FG Pct	3FG Pct	FT Pct	Rebounds/game	Assists/game	Turnovers/game	Assist/Turnover ratio	Steals/game	Blocks/game
21	30.5	10.0	43.8	32.7	59.5	4.6	3.2	2.4	1.3	1.0	0.0

CAREER STATS

SEASON	TEAM	GP-GS	MIN/AVG	Field Goals		3-Point		F-Throws		Rebounds				Scoring						
				FG-FGA	FG%	3FG-3FGA	3FG%	FT-FTA	FT%	OFF	DEF	TOT	AVG	PF-FO	AST	TO	BLK	STL	PTS	AVG
2017-18	Miami	32-32	845/26.4	99-222	.446	12-48	.250	37-55	.673	36	105	141	4.4	55-0	87	90	3	34	247	7.7
2018-19	Miami	34-14	727/21.4	51-144	.354	14-46	.304	14-23	.609	27	93	120	3.5	43-0	74	47	3	18	130	3.8
2019-20	Miami	30-30	880/29.3	80-207	.386	19-62	.306	34-55	.618	27	87	114	3.8	41-0	97	72	3	33	213	7.1
2020-21	Miami	21-15	640/30.5	84-192	.438	17-52	.327	25-42	.595	27	69	96	4.6	31-0	67	51	0	21	210	10.0
TOTAL		117-91	3093/26.4	314-765	.410	62-208	.298	110-175	.629	117	354	471	4.0	170-0	325	260	9	106	800	6.8



5

- Will miss the 2020-21 season due to an ACL injury
- Ranked in the top 15 in the ACC in three statistical categories last season:
 - Steals - 1st (2.13 spg)
 - Free Throw Percentage - 7th (.806)
 - 3-Pointers Made - 11th (1.83/game)
- One of two Canes to start all 30 games played in 2019-20
- Tied her career-high with 27 points against Duke, accounting for almost half of Miami's 55 points
- Totaled 21 double-digit outings last season with 61 in her career
- Eclipsed the 1,000-career point mark at UNC (1/16) with 21 points
- Ranks 19th in Miami program history for career scoring (1,184)
- Leads all Canes in career 20-point games with 14

G • Mykea Gray

Sr. • 5-4 • Upper Marlboro, Md.

PLAYER HIGHS

Minutes

20-21
Career... 37, 2x, last at Florida St. (1/31/19)

Points

20-21
Career.....27, 2x, last vs. Duke (2/9/20)

Rebounds

20-21
Career.....7, vs. NC State (2/8/18)

Assists

20-21
Career.....6, 4x, last vs. Clemson (3/4/20)

Steals

20-21
Career.....6, at Florida St. (1/26/20)

Blocks

20-21
Career.....1, vs. Wake Forest (12/29/19)

Field Goals Made

20-21
Career.....9, 2x, last vs. Duke (2/9/20)

Field Goals Attempted

20-21
Career.....21, vs. Duke (2/9/20)

3-Point Field Goals Made

20-21
Career.....6, at Virginia Tech (2/21/19)

3-Point Field Goals Attempted

20-21
Career.....12, vs. Duke (2/9/20)

Free Throws Made

20-21
Career..10, 2x, last vs. Boston College (1/27/19)

Free Throws Attempted

20-21
Career..11, 3x, last vs. Boston College (1/27/19)

Double-Doubles

20-21
Career.....N/A

Double-Digit Game

20-21
Career.....61

2020-21 game-by-game

CAREER STATS

SEASON	TEAM	GP-GS	MIN/AVG	Field Goals		3-Point		F-Throws		Rebounds				Scoring						
				FG-FGA	FG%	3FG-FGA	3FG%	FT-FTA	FT%	OFF	DEF	TOT	AVG	PF-FO	AST	TO	BLK	STL	PTS	AVG
2017-18	Miami	32-32	830/25.9	121-335	.361	48-152	.316	83-111	.748	8	44	52	1.6	74-0	74	86	0	45	373	11.7
2018-19	Miami	34-34	952/28.0	135-338	.399	61-176	.347	98-126	.778	7	63	70	2.1	71-0	76	98	1	41	429	12.6
2019-20	Miami	30-30	873/29.1	120-343	.350	55-168	.327	87-108	.806	13	62	75	2.5	53-0	90	88	1	64	382	12.7
TOTAL		96-96	2655/27.7	376-1016	.370	164-496	.331	268-345	.777	28	169	197	2.1	198-0	240	272	2	150	1184	12.3



G • Taylor Mason
Sr. • 5-9 • Decatur, Ga.

- Has started 18 of 21 games for Miami this season
- Played a career-high 36 minutes against FAU, posting 14 points in the contest
- Had a career-night against North Florida (11/28), posting 10 points and 10 rebounds for her first-career double-double
- Led all Miami bench players in minutes played (18.9), free throw percentage (.705) and total assists (30) in 2019-20
- Teammate of Diamond DeShields as a freshman
- Older brother, Nate, played basketball at Minnesota and was a First Team All-Big Ten pick in 2016-17

13

PLAYER HIGHS

Minutes
20-21 36, vs. FAU (12/3/20)
Career..... 36, vs. FAU (12/3/20)

Points
20-21 15, vs. Florida State (2/7/21)
Career.. 15, 2x, last vs. Florida State (2/7/21)

Rebounds
20-21 10, vs. North Florida (11/28/20)
Career..... 10, vs. North Florida (11/28/20)

Assists
20-21 5, vs. North Florida (11/28/20)
Career.. 5, 3x, last vs. North Florida (11/28/20)

Steals
20-21 4, vs. North Florida (11/28/20)
Career..... 4, vs. North Florida (11/28/20)

Blocks
20-21
Career.. 1, 3x, last at Boston College (2/23/20)

Field Goals Made
20-21 6, vs. Florida State (2/7/21)
Career..... 6, vs. Florida State (2/7/21)

Field Goals Attempted
20-21 13, vs. Clemson (1/3/21)
Career..... 14, at Virginia Tech (2/2/20)

3-Point Field Goals Made
20-21 .. 1, 7x, last vs. Boston College (2/18/21)
Career..... 4, at Clemson (2/16/20)

3-Point Field Goals Attempted
20-21 .. 4, 2x, last vs. Georgia Tech (1/28/21)
Career..... 7, at Virginia Tech (2/2/20)

Free Throws Made
20-21 6, vs. FAU (12/3/20)
Career..... 6, 2x, last vs. FAU (12/3/20)

Free Throws Attempted
20-21 10, vs. FAU (12/3/20)
Career..... 10, vs. FAU (12/3/20)

Double-Doubles
20-21 1, vs. North Florida (11/28/20)
Career..... 1, vs. North Florida (11/28/20)

Double-Digit Game
20-21 9
Career..... 14

2020-21 game-by-game

Opponent	Date	GS	MIN	Total		3-Pointers		Free throws		Rebounds				Other				PTS	AVG		
				FG-FGA	PCT	3FG-3FGA	PCT	FT-FTA	PCT	OFF	DEF	TOT	AVG	PF	A	T/O	BLK			STL	
Jacksonville	11/25/2020	*	30:49	2-11	.182	0-2	.000	2-2	1.000	2	2	4	4.0	1	4	2	0	0	6	6.0	
North Florida	11/28/2020	*	24:52	4-9	.444	1-2	.500	1-1	1.000	1	9	10	7.0	1	5	0	0	4	10	8.0	
Fla. Atlantic	12/03/2020	*	36:30	4-8	.500	0-1	.000	6-10	.600	0	5	5	6.3	1	3	5	0	0	14	10.0	
Syracuse	12/10/2020	*	34:41	2-7	.286	1-2	.500	0-0	.000	0	4	4	5.8	3	3	5	0	3	5	8.8	
North Carolina	12/14/2020	*	25:09	3-12	.250	1-3	.333	4-8	.500	2	2	4	5.4	4	2	2	0	0	11	9.2	
at NC State	12/20/2020	*	28:08	3-9	.333	1-4	.250	3-6	.500	1	7	8	5.8	1	3	0	0	3	10	9.3	
Notre Dame	12/31/2020	*	34:26	3-9	.333	0-2	.000	5-8	.625	4	3	7	6.0	1	0	3	0	1	11	9.6	
Clemson	01/03/2021	*	34:31	4-13	.308	0-2	.000	0-0	.000	3	5	8	6.3	3	2	3	0	2	8	9.4	
at Wake Forest	01/07/2021	*	33:13	2-10	.200	0-0	.000	2-3	.667	1	6	7	6.3	0	4	1	0	1	6	9.0	
at North Carolina	01/10/2021	*	22:54	2-5	.400	1-3	.333	1-2	.500	0	2	2	5.9	0	0	5	0	1	6	8.7	
at Syracuse	01/17/2021	*	27:15	2-9	.222	1-2	.500	0-0	.000	2	3	5	5.8	2	0	2	0	2	5	8.4	
at Pittsburgh	01/21/2021	*	15:22	2-3	.667	0-0	.000	0-0	.000	0	2	2	5.5	1	4	1	0	0	4	8.0	
at Louisville	01/26/2021	*	29:16	2-4	.500	0-1	.000	1-1	1.000	2	0	2	5.2	2	2	2	0	1	5	7.8	
Georgia Tech	01/28/2021	*	32:03	4-12	.333	1-4	.250	2-2	1.000	2	3	5	5.2	2	2	1	0	1	11	8.0	
Florida St.	02/07/2021	*	23:52	6-11	.545	0-1	.000	3-5	.600	3	2	5	5.2	0	0	3	0	0	15	8.5	
Virginia Tech	02/11/2021	*	15:27	0-2	.000	0-1	.000	0-0	.000	0	0	0	4.9	1	2	2	0	0	0	7.9	
at Florida St.	02/14/2021	*	25:45	4-8	.500	1-3	.333	4-4	1.000	0	2	2	4.7	2	2	3	0	0	13	8.2	
at Georgia Tech	02/16/2021	*	30:21	3-9	.333	1-2	.500	2-2	1.000	0	4	4	4.7	3	2	3	0	0	9	8.3	
Boston College	02/18/2021	*	30:03	3-5	.600	1-2	.500	4-5	.800	0	2	2	4.5	3	3	1	0	0	11	8.4	
Wake Forest	02/25/2021	*	34:47	2-8	.250	0-0	.000	0-0	.000	1	4	5	4.6	1	2	1	0	0	4	8.2	
at Clemson	02/28/2021	*	16:20	1-4	.250	0-1	.000	0-2	.000	1	2	3	4.5	1	0	1	0	1	2	7.9	
Totals			18	585:46	58-168	.345	10-38	.263	40-61	.656	25	69	94	4.5	33	45	46	0	20	166	7.9

Player Averages

Games Played	Minutes/game	Points/game	FG Pct	3FG Pct	FT Pct	Rebounds/game	Assists/game	Turnovers/game	Assist/Turnover ratio	Steals/game	Blocks/game
21	27.9	7.9	34.5	26.3	65.6	4.5	2.1	2.2	1.0	1.0	0.0

CAREER STATS

SEASON	TEAM	GP-GS	MIN/AVG	Field Goals		3-Point		F-Throws		Rebounds				Scoring						
				FG-FGA	FG%	3FG-FGA	3FG%	FT-FTA	FT%	OFF	DEF	TOT	AVG	PF-FO	AST	TO	BLK	STL	PTS	AVG
2017-18	Miami	32-0	398/12.4	26-79	.329	4-15	.267	22-37	.595	16	30	46	1.4	34-0	23	26	0	13	78	2.4
2018-19	Miami	34-0	541/15.9	31-100	.310	8-36	.222	34-45	.756	22	46	68	2.0	45-0	41	33	1	11	104	3.1
2019-20	Miami	28-1	529/18.9	44-141	.312	14-53	.264	31-44	.705	13	42	55	2.0	33-0	30	34	3	17	133	4.8
2020-21	Miami	21-18	586/27.9	58-168	.345	10-38	.263	40-61	.656	25	69	94	4.5	33-0	45	46	0	20	166	7.9
TOTAL		115-19	2054/17.9	159-488	.326	36-142	.254	127-187	.679	76	187	263	2.3	145-0	139	139	4	61	481	4.2



F • Nyayongah Gony
Fr. • 6-4 • Lincoln, Neb.

- Has knocked down a 3-pointer in 11 of 21 games played
- Set new career-highs in scoring at Syracuse (1/17) with 13 points
- A four-star prospect according to espnW HoopGurlz and ProspectsNaton.com
- Ranked the No. 56 overall player in the class of 2020 by espnW HoopGurlz
- Named the No. 13 and No. 30 player at her position by espnW HoopGurlz and ProspectsNation.com, respectively
- Top recruit in the state of Nebraska
- Earned 2020 Nebraska Class A All-State Honorable Mention
- Sister, Nyagoa, plays basketball for Purdue

14

PLAYER HIGHS

Minutes

20-21 22, at Syracuse (1/17/21)
Career..... 22, at Syracuse (1/17/21)

Points

20-21 13, at Syracuse (1/17/21)
Career..... 13, at Syracuse (1/17/21)

Rebounds

20-21 3, vs. Syracuse (12/10/20)
Career..... 3, vs. Syracuse (12/10/20)

Assists

20-21 2, vs. Syracuse (12/10/20)
Career..... 2, vs. Syracuse (12/10/20)

Steals

20-21 2, vs. North Florida (11/28/20)
Career..... 2, vs. North Florida (11/28/20)

Blocks

20-21 1, vs. Wake Forest (2/25/21)
Career..... 1, vs. Wake Forest (2/25/21)

Field Goals Made

20-21 4, at Syracuse (1/17/21)
Career..... 4, at Syracuse (1/17/21)

Field Goals Attempted

20-21 8, at Florida State (2/14/21)
Career..... 8, at Florida State (2/14/21)

3-Point Field Goals Made

20-21 3, at Florida State (2/14/21)
Career..... 3, at Florida State (2/14/21)

3-Point Field Goals Attempted

20-21 8, at Florida State (2/14/21)
Career..... 8, at Florida State (2/14/21)

Free Throws Made

20-21 4, at Syracuse (1/17/21)
Career..... 4, at Syracuse (1/17/21)

Free Throws Attempted

20-21 4, at Syracuse (1/17/21)
Career..... 4, at Syracuse (1/17/21)

Double-Doubles

20-21
Career.....

Double-Digit Game

20-21 1
Career..... 1

2020-21 game-by-game

Opponent	Date	GS	MIN	Total		3-Pointers		Free throws		Rebounds				Other						
				FG-FGA	PCT	3FG-3FGA	PCT	FT-FTA	PCT	OFF	DEF	TOT	AVG	PF	A	T/O	BLK	STL	PTS	AVG
Jacksonville	11/25/2020		07:39	0-1	.000	0-1	.000	0-0	.000	1	0	1	1.0	1	0	0	0	1	0	0.0
North Florida	11/28/2020		13:33	2-4	.500	1-3	.333	0-0	.000	0	0	0	0.5	2	0	2	0	2	5	2.5
Fla. Atlantic	12/03/2020		08:51	0-2	.000	0-1	.000	2-2	1.000	0	1	1	0.7	0	0	1	0	0	2	2.3
Syracuse	12/10/2020		21:01	3-7	.429	2-5	.400	0-0	.000	2	1	3	1.3	1	2	5	0	0	8	3.8
North Carolina	12/14/2020		14:16	2-5	.400	2-5	.400	0-0	.000	0	0	0	1.0	3	0	1	0	0	6	4.2
at NC State	12/20/2020		12:30	2-4	.500	2-4	.500	0-0	.000	1	1	2	1.2	2	0	1	0	1	6	4.5
Notre Dame	12/31/2020		12:21	2-6	.333	1-3	.333	0-2	.000	3	2	5	1.7	1	0	1	0	0	5	4.6
Clemson	01/03/2021		04:17	0-1	.000	0-1	.000	2-2	1.000	0	0	0	1.5	0	0	0	0	0	2	4.3
at Wake Forest	01/07/2021		08:56	2-4	.500	1-3	.333	0-0	.000	1	1	2	1.6	0	0	1	0	0	5	4.3
at North Carolina	01/10/2021		03:02	0-1	.000	0-1	.000	0-0	.000	0	0	0	1.4	0	0	1	0	0	0	3.9
at Syracuse	01/17/2021		21:55	4-5	.800	1-1	1.000	4-4	1.000	1	2	3	1.5	2	1	0	0	1	13	4.7
at Pittsburgh	01/21/2021		20:06	1-5	.200	0-3	.000	0-0	.000	4	0	4	1.8	1	0	2	0	0	2	4.5
at Louisville	01/26/2021		12:59	1-4	.250	1-4	.250	1-2	.500	0	1	1	1.7	1	0	1	0	0	4	4.5
Georgia Tech	01/28/2021		06:48	0-2	.000	0-2	.000	0-0	.000	1	0	1	1.6	1	0	0	0	0	0	4.1
Florida St.	02/07/2021		01:30	0-0	.000	0-0	.000	0-0	.000	0	0	0	1.5	1	0	2	0	0	0	3.9
Virginia Tech	02/11/2021		11:44	1-2	.500	1-2	.500	0-0	.000	0	1	1	1.5	2	0	1	0	1	3	3.8
at Florida St.	02/14/2021		15:51	3-8	.375	3-8	.375	0-0	.000	0	2	2	1.5	2	0	0	0	0	9	4.1
at Georgia Tech	02/16/2021		15:01	1-5	.200	0-2	.000	0-0	.000	1	1	2	1.6	0	0	0	0	0	2	4.0
Boston College	02/18/2021		03:29	0-1	.000	0-1	.000	0-0	.000	0	0	0	1.5	0	1	0	0	0	0	3.8
Wake Forest	02/25/2021		04:11	2-2	1.000	2-2	1.000	0-0	.000	0	0	0	1.4	0	0	0	1	0	6	3.9
at Clemson	02/28/2021		02:45	0-0	.000	0-0	.000	0-0	.000	1	0	1	1.4	0	0	0	0	0	0	3.7
Totals		0	222:45	26-69	.377	17-52	.327	9-12	.750	16	13	29	1.4	20	4	19	1	6	78	3.7

Player Averages

Games Played	Minutes/game	Points/game	FG Pct	3FG Pct	FT Pct	Rebounds/game	Assists/game	Turnovers/game	Assist/Turnover ratio	Steals/game	Blocks/game
21	10.6	3.7	37.7	32.7	75.0	1.4	0.2	0.9	0.2	0.3	0.0

CAREER STATS

SEASON	TEAM	GP-GS	MIN/AVG	Field Goals		3-Point		F-Throws		Rebounds				Scoring						
				FG-FGA	FG%	3FG-FGA	3FG%	FT-FTA	FT%	OFF	DEF	TOT	AVG	PF-FO	AST	TO	BLK	STL	PTS	AVG
2020-21	Miami	21-0	223/10.6	26-69	.377	17-52	.327	9-12	.750	16	13	29	1.4	20-0	4	19	1	6	78	3.7
TOTAL		21-0	223/10.6	26-69	.377	17-52	.327	9-12	.750	16	13	29	1.4	20-0	4	19	1	6	78	3.7



G • Kelsey Marshall
Sr. • 5-9 • Davie, Fla.

- Paces Miami in scoring (13.2) this season
- Ranks eighth among active ACC players in 3-pointers made per game (2.3)
- Has scored in double-digits in 16 of 21 games
- Posted three 20-point outings this season and is at nine in her career
- Eclipsed the 1,000-point mark in her career with 19 points at UNC (1/10), becoming the 29th player in Miami history to join the 1,000-point club
- Ranks second in Miami program history for career 3-pointers (241)
- Head football coach Manny Diaz also attended Miami Country Day School

20

PLAYER HIGHS

Minutes
20-21 35, vs. Georgia Tech (1/28/21)
Career..... 39, at Virginia (2/13/20)

Points
20-21 22, vs. Jacksonville (11/25/20)
Career..... 25, at Virginia (2/13/20)

Rebounds
20-21 6, vs. FAU (12/3/20)
Career... 8, 2x, last vs. Marquette (11/15/19)

Assists
20-21 6, vs. Boston College (2/18/21)
Career... 6, 2x, last vs. Boston College (2/18/21)

Steals
20-21 5, vs. FAU (12/3/20)
Career..... 5, vs. FAU (12/3/20)

Blocks
20-21 .. 1, 3x, last at Florida State (2/14/21)
Career..... 2, 3x, last vs. Pitt (3/1/20)

Field Goals Made
20-21 8, vs. Clemson (1/3/21)
Career..... 8, 4x, last vs. Clemson (1/3/21)

Field Goals Attempted
20-21 24, at Pittsburgh (1/21/21)
Career..... 24, at Pittsburgh (1/21/21)

3-Point Field Goals Made
20-21 5, 2x, last at Pittsburgh (1/21/21)
Career..... 7, at Virginia (2/13/20)

3-Point Field Goals Attempted
20-21 18, at Pittsburgh (1/21/21)
Career..... 18, at Pittsburgh (1/21/21)

Free Throws Made
20-21 9, vs. Jacksonville (11/25/20)
Career..... 9, vs. Jacksonville (11/25/20)

Free Throws Attempted
20-21 11, vs. Jacksonville (11/25/20)
Career..... 11, vs. Jacksonville (11/25/20)

Double-Doubles
20-21
Career.....

Double-Digit Game
20-21 16
Career..... 63

2020-21 game-by-game

Opponent	Date	GS	MIN	Total		3-Pointers		Free throws		Rebounds				PF				PTS	AVG		
				FG-FGA	PCT	3FG-3FGA	PCT	FT-FTA	PCT	OFF	DEF	TOT	AVG	PF	A	T/O	BLK			STL	
Jacksonville	11/25/2020	*	29:17	5-12	.417	3-10	.300	9-11	.818	0	3	3	3.0	3	4	4	0	0	22	22.0	
North Florida	11/28/2020	*	27:13	5-9	.556	2-4	.500	1-2	.500	0	3	3	3.0	2	3	1	0	0	13	17.5	
Fla. Atlantic	12/03/2020	*	34:23	6-15	.400	5-12	.417	4-4	1.000	2	4	6	4.0	1	1	3	0	5	21	18.7	
Syracuse	12/10/2020	*	25:45	2-14	.143	2-11	.182	0-0	.000	1	2	3	3.8	3	0	1	0	2	6	15.5	
North Carolina	12/14/2020	*	32:20	4-13	.308	2-8	.250	1-2	.500	0	4	4	3.8	1	1	2	0	0	11	14.6	
at NC State	12/20/2020	*	25:51	6-19	.316	2-11	.182	0-1	.000	2	0	2	3.5	1	0	2	0	2	14	14.5	
Notre Dame	12/31/2020	*	20:34	3-10	.300	2-7	.286	0-0	.000	1	4	5	3.7	1	0	2	0	1	8	13.6	
Clemson	01/03/2021	*	30:02	8-17	.471	3-9	.333	0-1	.000	1	1	2	3.5	2	2	2	1	0	19	14.3	
at Wake Forest	01/07/2021	*	31:36	6-19	.316	2-9	.222	2-2	1.000	0	3	3	3.4	1	0	0	1	1	16	14.4	
at North Carolina	01/10/2021	*	30:25	5-13	.385	4-9	.444	5-7	.714	0	5	5	3.6	3	2	1	0	0	19	14.9	
at Syracuse	01/17/2021	*	14:50	0-4	.000	0-3	.000	0-0	.000	0	0	0	3.3	2	0	2	0	1	0	13.5	
at Pittsburgh	01/21/2021	*	34:59	8-24	.333	5-18	.278	0-0	.000	0	4	4	3.3	1	3	3	0	2	21	14.2	
at Louisville	01/26/2021	*	27:10	6-13	.462	4-7	.571	3-3	1.000	0	3	3	3.3	4	1	1	0	0	19	14.5	
Georgia Tech	01/28/2021	*	34:49	5-12	.417	2-7	.286	4-5	.800	0	1	1	3.1	1	2	0	0	0	16	14.6	
Florida St.	02/07/2021	*	31:03	5-11	.455	0-4	.000	2-2	1.000	0	3	3	3.1	1	4	2	0	3	12	14.5	
Virginia Tech	02/11/2021	*	33:04	6-16	.375	3-13	.231	0-0	.000	0	3	3	3.1	4	2	2	0	1	15	14.5	
at Florida St.	02/14/2021	*	23:46	2-10	.200	0-4	.000	0-0	.000	1	0	1	3.0	1	0	2	1	0	4	13.9	
at Georgia Tech	02/16/2021	*	22:07	3-8	.375	1-2	.500	0-0	.000	0	0	0	2.8	3	1	0	0	0	7	13.5	
Boston College	02/18/2021	*	26:39	4-11	.364	3-5	.600	0-0	.000	2	3	5	2.9	0	6	2	0	0	11	13.4	
Wake Forest	02/25/2021	*	32:49	4-11	.364	3-9	.333	1-2	.500	0	1	1	2.9	2	4	1	0	0	12	13.3	
at Clemson	02/28/2021	*	30:11	5-14	.357	1-4	.250	1-4	.250	1	3	4	2.9	3	1	3	0	3	12	13.2	
Totals			19	598:53	98-275	.356	49-166	.295	33-46	.717	11	50	61	2.9	40	37	36	3	21	278	13.2

Player Averages

Games Played	Minutes/game	Points/game	FG Pct	3FG Pct	FT Pct	Rebounds/game	Assists/game	Turnovers/game	Assist/Turnover ratio	Steals/game	Blocks/game
21	28.5	13.2	35.6	29.5	71.7	2.9	1.8	1.7	1.0	1.0	0.1

CAREER STATS

SEASON	TEAM	GP-GS	MIN/AVG	Field Goals		3-Point		F-Throws		Rebounds				Scoring						
				FG-FGA	FG%	3FG-FGA	3FG%	FT-FTA	FT%	OFF	DEF	TOT	AVG	PF-FO	AST	TO	BLK	STL	PTS	AVG
2017-18	Miami	31-0	599/19.3	80-221	.362	51-155	.329	37-50	.740	11	57	68	2.2	49-0	39	49	1	25	248	8.0
2018-19	Miami	34-20	792/23.3	94-248	.379	67-179	.374	11-18	.611	7	71	78	2.3	66-0	60	50	5	26	266	7.8
2019-20	Miami	30-29	831/27.7	118-299	.395	74-206	.359	31-43	.721	6	62	68	2.3	61-2	72	59	8	27	341	11.4
2020-21	Miami	21-19	599/28.5	98-275	.356	49-166	.295	33-46	.717	11	50	61	2.9	40-0	37	36	3	21	278	13.2
TOTAL		116-68	2820/24.3	390-1043	.374	241-706	.341	112-157	.713	35	240	275	2.4	216-2	208	194	17	99	1133	9.8



23

- Spent four seasons competing for Segle XXI Barcelona in the LF2 basketball league in Spain
- Averaged 5.0 points and 5.4 rebounds in 2019-20
- Competed at the FIBA U18 Women's European Championships - Division B, helping Spain to a fifth-place showing
- Took home the bronze at the 2016 FIBA U16 Women's European Championship - Division B games
- Participated in the 2020 Basketball Without Borders Global Camp held in Chicago as part of NBA All-Star Weekend

F • Paula Fraile Ruiz
Fr. • 6-4 • Olsea de Serat, Span

PLAYER HIGHS

2020-21 game-by-game

Minutes

20-21
Career.....

Points

20-21
Career.....

Rebounds

20-21
Career.....

Assists

20-21
Career.....

Steals

20-21
Career.....

Blocks

20-21
Career.....

Field Goals Made

20-21
Career.....

Field Goals Attempted

20-21
Career.....

3-Point Field Goals Made

20-21
Career.....

3-Point Field Goals Attempted

20-21
Career.....

Free Throws Made

20-21
Career.....

Free Throws Attempted

20-21
Career.....

Double-Doubles

20-21
Career.....

Double-Digit Game

20-21
Career.....

CAREER STATS



G • Karla Erjavec
 Jr. • 5-10 • Zagreb, Croatia

25

- Played her best game as a Cane at Georgia Tech (2/16), totaling 13 points on 5-of-8 shooting, along with two rebounds and five assists
- Recorded nine multi-assist games this season
- Has scored in 13 of 16 games played with the Canes
- Was granted immediate eligibility on Dec. 16 by the NCAA's blanket waiver
- Transferred to Miami in 2020 after playing two seasons at Wyoming
- Named to the Mountain West All-Freshman Team in 2018-19
- Member of the U18 and U20 National Women's Team in Croatia
- Represented Croatia at the FIBA Women's Eurobasket Qualifiers in Nov. 2020
- Both parents, Mlhaden and Ivana, played basketball professionally and father served an assistant coach for the Croatian national team from 2009-11; 2013.

PLAYER HIGHS

Minutes

20-2133, at Georgia Tech (2/16/21)
 Career..... 42, at San Diego State (1/8/20)*

Points

20-2113, at Georgia Tech (2/16/21)
 Career.....19, vs. South Alabama (3/24/19)*

Rebounds

20-21 ... 3, 2x, last at Florida State (2/14/21)
 Career..... 8, at New Mexico (12/7/19)*

Assists

20-21 ... 5, 2x, last at Georgia Tech (2/16/21)
 Career.....10, vs. San Jose State (3/4/19)*

Steals

20-21 ... 1, 5x, last vs. Boston College (2/18/21)
 Career..... 6, vs. Chadron State (11/8/18)*

Blocks

20-21 1, vs. San Diego State (3/12/19)*

Field Goals Made

20-21 5, at Georgia Tech (2/16/21)
 Career... 7, 2x, last at New Mexico (12/7/19)*

Field Goals Attempted

20-21 9, vs. Boston College (2/18/21)
 Career..... 16, vs. San Diego State (1/9/19)*

3-Point Field Goals Made

20-21 3, at Georgia Tech (2/16/21)
 Career... 3, 2x, last at Georgia Tech (2/16/21)

3-Point Field Goals Attempted

20-21 5, at Georgia Tech (2/16/21)
 Career..... 7, vs. South Alabama (3/24/19)*

Free Throws Made

20-21 2, vs. Boston College (2/18/21)
 Career..... 6, vs. Colorado (11/17/19)*

Free Throws Attempted

20-21 2, 2x, last at Clemson (2/28/21)
 Career..... 7, vs. Colorado (11/17/19)*

Double-Doubles

20-21 1

Double-Digit Game

20-21 2
 Career..... 17

2020-21 game-by-game

Opponent	Date	GS	MIN	Total		3-Pointers		Free throws		Rebounds				PF	A	T/O	BLK	STL	PTS	AVG
				FG-FGA	PCT	3FG-3FGA	PCT	FT-FTA	PCT	OFF	DEF	TOT	AVG							
at NC State	12/20/2020		24:18	1-8	.125	1-4	.250	0-0	.000	0	0	0	0.0	0	2	1	0	1	3	3.0
Notre Dame	12/31/2020		19:21	1-5	.200	0-3	.000	0-0	.000	1	1	2	1.0	0	2	1	0	1	2	2.5
Clemson	01/03/2021		12:42	1-3	.333	1-3	.333	0-0	.000	0	1	1	1.0	2	1	0	0	1	3	2.7
at Wake Forest	01/07/2021		15:13	0-2	.000	0-0	.000	0-0	.000	0	0	0	0.8	1	1	2	0	0	0	2.0
at North Carolina	01/10/2021		18:50	2-3	.667	2-3	.667	0-0	.000	0	2	2	1.0	1	2	2	0	0	6	2.8
at Syracuse	01/17/2021		14:34	1-1	1.000	0-0	.000	0-0	.000	0	0	0	0.8	3	0	4	0	1	2	2.7
at Pittsburgh	01/21/2021		19:17	2-5	.400	1-2	.500	0-0	.000	0	1	1	0.9	0	0	0	0	1	5	3.0
at Louisville	01/26/2021		17:40	1-3	.333	1-2	.500	0-0	.000	0	1	1	0.9	1	3	0	0	0	3	3.0
Georgia Tech	01/28/2021		18:60	2-5	.400	1-4	.250	0-0	.000	0	0	0	0.8	2	0	1	0	0	5	3.2
Florida St.	02/07/2021	*	24:55	2-3	.667	0-1	.000	0-0	.000	0	0	0	0.7	2	3	1	0	1	4	3.3
Virginia Tech	02/11/2021	*	34:44	0-6	.000	0-3	.000	0-0	.000	0	3	3	0.9	2	5	1	0	0	0	3.0
at Florida St.	02/14/2021	*	22:43	0-4	.000	0-2	.000	0-0	.000	1	2	3	1.1	0	4	1	0	0	0	2.8
at Georgia Tech	02/16/2021	*	33:15	5-8	.625	3-5	.600	0-0	.000	0	2	2	1.2	2	5	0	0	0	13	3.5
Boston College	02/18/2021	*	23:18	4-9	.444	1-4	.250	2-2	1.000	0	1	1	1.1	0	2	4	0	1	11	4.1
Wake Forest	02/25/2021		15:33	1-3	.333	1-2	.500	0-0	.000	0	0	0	1.1	2	1	1	0	0	3	4.0
at Clemson	02/28/2021		21:02	3-5	.600	2-3	.667	1-2	.500	0	2	2	1.1	2	1	1	0	0	9	4.3
Totals		5	336:24	26-73	.356	14-41	.341	3-4	.750	2	16	18	1.1	20	32	20	0	7	69	4.3

Player Averages

Games Played	Minutes/game	Points/game	FG Pct	3FG Pct	FT Pct	Rebounds/game	Assists/game	Turnovers/game	Assist/Turnover ratio	Steals/game	Blocks/game
16	21.0	4.3	35.6	34.1	75.0	1.1	2.0	1.3	1.6	0.4	0.0

CAREER STATS

SEASON	TEAM	GP-GS	MIN/AVG	Field Goals		3-Point		F-Throws		Rebounds				Scoring						
				FG-FGA	FG%	3FG-FGA	3FG%	FT-FTA	FT%	OFF	DEF	TOT	AVG	PF-FO	AST	TO	BLK	STL	PTS	AVG
2018-19	UW	34-34	1073/31.5	117-297	.394	33-99	.333	35-46	.761	7	82	89	2.6	58-0	124	90	6	28	302	8.9
2019-20	UW	22-18	592/26.9	49-148	.331	17-55	.309	23-28	.821	4	63	67	3.0	31-0	70	44	3	9	138	6.3
2020-21	Miami	16-5	336/21.0	26-73	.356	14-41	.341	3-4	.750	2	16	18	1.1	20-0	32	20	0	7	69	4.3
TOTAL FOR Miami		16-5	336/21.0	26-73	.356	14-41	.341	3-4	.750	2	16	18	1.1	20-0	32	20	0	7	69	4.3
TOTAL		72-57	2001/27.8	192-518	.371	64-195	.328	61-78	.782	13	161	174	2.4	109-0	226	154	9	44	509	7.1



F • Naomi Mbandu
Jr. • 6-2 • Amiens, France

35

- Tallied her first career double-double with 17 points and 11 rebounds at No. 1 Louisville, setting new career highs in both categories
- Recorded her first double-digit game at Miami with 16 points at Wake Forest along with three rebounds and two assists
- Earned her first career start as a Cane against Notre Dame (12/31)
- Considered the No. 2 junior college prospect by ASGR Basketball
- Spent two seasons at Gulf Coast State College, helping the Commodores to the NJCAA Division I Women's Basketball national championship title in 2019
- Represented France at the 2019 FIBA U20 Women's European Championship, helping the team to a third-place finish
- Former teammate of current Miami player, Kenza Salgues, at Le Centre Fédéral de Basketball in Paris, France

PLAYER HIGHS

Minutes
20-21 32, vs. Georgia Tech (1/28/21)
Career..... 32, vs. Georgia Tech (1/28/21)

Points
20-21 17, at Louisville (1/26/21)
Career..... 17, at Louisville (1/26/21)

Rebounds
20-21 11, at Louisville (1/26/21)
Career..... 11, at Louisville (1/26/21)

Assists
20-21 4, 2x, last vs. Florida State (2/7/21)
Career..... 4, 2x, last vs. Florida State (2/7/21)

Steals
20-21 5, at Clemson (2/28/21)
Career..... 5, at Clemson (2/28/21)

Blocks
20-21 1, 3x, last at Clemson (2/28/21)
Career..... 1, 3x, last at Clemson (2/28/21)

Field Goals Made
20-21 7, vs. Florida State (2/7/21)
Career..... 7, vs. Florida State (2/7/21)

Field Goals Attempted
20-21 12, at Pittsburgh (1/21/21)
Career..... 12, at Pittsburgh (1/21/21)

3-Point Field Goals Made
20-21 2, at Pittsburgh (1/21/21)
Career..... 2, at Pittsburgh (1/21/21)

3-Point Field Goals Attempted
20-21 4, 2x, last at Pittsburgh (1/21/21)
Career..... 4, 2x, last at Pittsburgh (1/21/21)

Free Throws Made
20-21 5, 3x, last at Louisville (1/26/21)
Career..... 5, 3x, last at Louisville (1/26/21)

Free Throws Attempted
20-21 8, at Syracuse (1/17/21)
Career..... 8, at Syracuse (1/17/21)

Double-Doubles
20-21 1, at Louisville (1/26/21)
Career..... 1, at Louisville (1/26/21)

Double-Digit Game
20-21 6
Career..... 6

2020-21 game-by-game

Opponent	Date	GS	MIN	Total		3-Pointers		Free throws		Rebounds				PF	A	T/O	BLK	STL	PTS	AVG
				FG-FGA	PCT	3FG-3FGA	PCT	FT-FTA	PCT	OFF	DEF	TOT	AVG							
Jacksonville	11/25/2020		15:22	0-2	.000	0-2	.000	0-0	.000	1	1	2	2.0	1	1	2	0	2	0	0.0
North Florida	11/28/2020		18:23	3-8	.375	0-4	.000	0-0	.000	0	1	1	1.5	1	1	0	0	1	6	3.0
Fla. Atlantic	12/03/2020		14:38	1-1	1.000	0-0	.000	1-2	.500	1	3	4	2.3	2	0	2	0	0	3	3.0
Syracuse	12/10/2020		21:44	2-7	.286	0-0	.000	2-2	1.000	0	5	5	3.0	2	1	2	0	1	6	3.8
North Carolina	12/14/2020		23:15	1-4	.250	1-3	.333	4-4	1.000	1	2	3	3.0	0	1	1	0	2	7	4.4
at NC State	12/20/2020		26:53	1-1	1.000	1-1	1.000	1-2	.500	2	2	4	3.2	2	1	2	0	0	4	4.3
Notre Dame	12/31/2020	*	27:31	2-4	.500	0-0	.000	0-0	.000	1	2	3	3.1	2	2	2	0	2	4	4.3
Clemson	01/03/2021	*	23:42	3-8	.375	0-1	.000	1-1	1.000	1	6	7	3.6	3	4	3	0	1	7	4.6
at Wake Forest	01/07/2021	*	28:46	6-11	.545	1-2	.500	3-4	.750	2	1	3	3.6	3	2	0	0	0	16	5.9
at North Carolina	01/10/2021	*	29:26	3-5	.600	1-2	.500	0-0	.000	0	8	8	4.0	2	3	2	1	1	7	6.0
at Syracuse	01/17/2021	*	22:45	2-4	.500	0-0	.000	5-8	.625	2	2	4	4.0	3	2	1	0	1	9	6.3
at Pittsburgh	01/21/2021	*	32:38	4-12	.333	2-4	.500	5-6	.833	4	3	7	4.3	2	2	0	1	2	15	7.0
at Louisville	01/26/2021	*	29:07	6-9	.667	0-0	.000	5-5	1.000	6	5	11	4.8	4	1	5	0	2	17	7.8
Georgia Tech	01/28/2021	*	31:59	5-9	.556	1-2	.500	0-0	.000	1	3	4	4.7	4	2	3	0	2	11	8.0
Florida St.	02/07/2021	*	30:08	7-11	.636	1-2	.500	1-1	1.000	1	6	7	4.9	3	4	1	0	1	16	8.5
Virginia Tech	02/11/2021	*	28:25	2-6	.333	0-3	.000	2-2	1.000	1	2	3	4.8	2	0	1	0	1	6	8.4
at Florida St.	02/14/2021	*	26:31	2-4	.500	1-1	1.000	2-2	1.000	2	5	7	4.9	3	2	2	0	0	7	8.3
at Georgia Tech	02/16/2021	*	23:45	2-4	.500	0-1	.000	2-2	1.000	2	4	6	4.9	0	2	2	0	2	6	8.2
Boston College	02/18/2021	*	28:04	3-4	.750	1-2	.500	1-1	1.000	2	1	3	4.8	2	1	2	0	3	8	8.2
Wake Forest	02/25/2021	*	29:33	4-8	.500	0-0	.000	4-6	.667	0	4	4	4.8	1	0	0	0	1	12	8.4
at Clemson	02/28/2021	*	26:12	0-3	.000	0-0	.000	2-2	1.000	0	3	3	4.7	0	2	1	1	5	2	8.0
Totals		15	538:47	59-125	.472	10-30	.333	41-50	.820	30	69	99	4.7	42	34	34	3	30	169	8.0

Player Averages

Games Played	Minutes/ game	Points/ game	FG Pct	3FG Pct	FT Pct	Rebounds/ game	Assists/ game	Turnovers/ game	Assist/Turnover ratio	Steals/ game	Blocks/ game
21	25.7	8.0	47.2	33.3	82.0	4.7	1.6	1.6	1.0	1.4	0.1

CAREER STATS

SEASON	TEAM	GP-GS	MIN/AVG	Field Goals		3-Point		F-Throws		Rebounds				Scoring						
				FG-FGA	FG%	3FG-FGA	3FG%	FT-FTA	FT%	OFF	DEF	TOT	AVG	PF-FO	AST	TO	BLK	STL	PTS	AVG
2020-21	Miami	21-15	539/25.7	59-125	.472	10-30	.333	41-50	.820	30	69	99	4.7	42-0	34	34	3	30	169	8.0
TOTAL		21-15	539/25.7	59-125	.472	10-30	.333	41-50	.820	30	69	99	4.7	42-0	34	34	3	30	169	8.0



C • Sydney Roby
So. • 6-3 • Milwaukee, Wis.

- Has tallied a bucket in 14 of 20 games this season
- Recorded her best game of the season against Clemson, tallying 10 points on 4-of-5 shooting for her third career double-digit game
- Earned her first start of the season against North Carolina (12/14)
- Totaled a season-high seven points and five rebound against Syracuse (12/10)
- Checked in among the Top 65 nationally in the Class of 2019 according to ASGR Basketball, ProspectsNation.com and espnW HoopGurlz
- Mother, Essie Washington, played basketball at Grambling State and Howard University before playing professionally for the Virginia Wave of the WABA
- Cousin, Ericka Haney, started on Notre Dame's 2001 national championship team

44

PLAYER HIGHS

Minutes

20-21 14, 2x, last at Clemson (2/28/21)
Career..... 17, 3x, last at UNC (1/16/20)

Points

20-21 10, vs. Clemson (1/3/21)
Career..... 11, vs. Miami (OH) (11/30/19)

Rebounds

20-21 7, at Clemson (2/28/21)
Career..... 7, at Clemson (2/28/21)

Assists

20-21 .. 1, 3x, last vs. Boston College (2/18/21)
Career.. 1, 7x, last vs. Boston College (2/18/21)

Steals

20-21 2, vs. Syracuse (12/10/20)
Career..... 2, vs. Syracuse (12/10/20)

Blocks

20-21 2, vs. North Florida (11/28/20)
Career.. 3, 2x, last vs. Wake Forest (12/29/19)

Field Goals Made

20-21 4, vs. Clemson (1/3/21)
Career..... 5, vs. Miami (OH) (11/30/19)

Field Goals Attempted

20-21 .. 5, 2x, last at Georgia Tech (2/16/21)
Career.. 5, 3x, last at Georgia Tech (2/16/21)

3-Point Field Goals Made

20-21 N/A
Career..... N/A

3-Point Field Goals Attempted

20-21 N/A
Career..... N/A

Free Throws Made

20-21 3, vs. Syracuse (12/10/20)
Career..... 4, 2x, last at UNC (1/16/20)

Free Throws Attempted

20-21 .. 4, 4x, last vs. Wake Forest (2/25/21)
Career..... 7, vs. Jackson St. (11/10/19)

Double-Doubles

20-21 N/A
Career..... N/A

Double-Digit Game

20-21 1
Career..... 3

2020-21 game-by-game

Opponent	Date	GS	MIN	Total		3-Pointers		Free throws		Rebounds				PF	A	T/O	BLK	STL	PTS	AVG
				FG-FGA	PCT	3FG-3FGA	PCT	FT-FTA	PCT	OFF	DEF	TOT	AVG							
North Florida	11/28/2020		07:45	0-0	.000	0-0	.000	1-4	.250	1	0	1	1.0	1	0	1	2	0	1	1.0
Fla. Atlantic	12/03/2020		07:47	0-1	.000	0-0	.000	2-4	.500	1	1	2	1.5	2	1	1	0	0	2	1.5
Syracuse	12/10/2020		12:10	2-4	.500	0-0	.000	3-4	.750	4	1	5	2.7	4	1	0	1	2	7	3.3
North Carolina	12/14/2020	*	06:20	1-4	.250	0-0	.000	0-0	.000	1	0	1	2.3	4	0	3	0	1	2	3.0
at NC State	12/20/2020		02:46	1-1	1.000	0-0	.000	0-2	.000	1	1	2	2.2	2	0	0	0	0	2	2.8
Notre Dame	12/31/2020		10:56	0-2	.000	0-0	.000	0-0	.000	1	1	2	2.2	2	0	0	0	0	2	2.3
Clemson	01/03/2021		14:15	4-5	.800	0-0	.000	2-2	1.000	1	4	5	2.6	1	0	0	1	1	10	3.4
at Wake Forest	01/07/2021		10:51	0-0	.000	0-0	.000	0-0	.000	1	1	2	2.5	3	0	1	0	0	0	3.0
at North Carolina	01/10/2021		08:02	1-4	.250	0-0	.000	0-0	.000	1	3	4	2.7	1	0	1	0	1	2	2.9
at Syracuse	01/17/2021		09:52	1-3	.333	0-0	.000	1-3	.333	1	2	3	2.7	0	0	0	0	0	3	2.9
at Pittsburgh	01/21/2021		05:37	1-3	.333	0-0	.000	0-0	.000	2	0	2	2.6	1	0	1	0	0	2	2.8
at Louisville	01/26/2021		08:16	2-3	.667	0-0	.000	1-1	1.000	1	1	2	2.6	3	0	1	1	0	5	3.0
Georgia Tech	01/28/2021		05:60	1-3	.333	0-0	.000	2-3	.667	1	1	2	2.5	2	0	0	1	0	4	3.1
Florida St.	02/07/2021		05:01	0-1	.000	0-0	.000	0-0	.000	0	0	0	2.4	1	0	0	1	0	0	2.9
Virginia Tech	02/11/2021		06:35	0-1	.000	0-0	.000	0-0	.000	0	0	0	2.2	4	0	1	0	0	2.7	
at Florida St.	02/14/2021		09:11	3-3	1.000	0-0	.000	0-2	.000	0	2	2	2.2	3	0	1	0	0	6	2.9
at Georgia Tech	02/16/2021		07:51	1-5	.200	0-0	.000	0-0	.000	1	0	1	2.1	0	0	0	0	0	2	2.8
Boston College	02/18/2021		11:56	1-2	.500	0-0	.000	0-0	.000	0	4	4	2.2	2	1	2	1	0	2	2.8
Wake Forest	02/25/2021		10:27	2-3	.667	0-0	.000	2-4	.500	4	0	4	2.3	1	0	0	0	0	6	2.9
at Clemson	02/28/2021		13:48	3-4	.750	0-0	.000	0-2	.000	4	3	7	2.6	3	0	2	1	1	6	3.1
Totals		1	175:26	24-52	.462	0-0	.000	14-31	.452	26	25	51	2.6	40	3	14	10	6	62	3.1

Player Averages

Games Played	Minutes/game	Points/game	FG Pct	3FG Pct	FT Pct	Rebounds/game	Assists/game	Turnovers/game	Assist/Turnover ratio	Steals/game	Blocks/game
20	8.8	3.1	46.2	0.0	45.2	2.6	0.2	0.7	0.2	0.3	0.5

CAREER STATS

SEASON	TEAM	GP-GS	MIN/AVG	Field Goals		3-Point		F-Throws		Rebounds				Scoring						
				FG-FGA	FG%	3FG-FGA	3FG%	FT-FTA	FT%	OFF	DEF	TOT	AVG	PF-FO	AST	TO	BLK	STL	PTS	AVG
2019-20	Miami	29-2	252/8.7	24-49	.490	0-0	.000	30-54	.556	24	23	47	1.6	59-1	4	19	18	4	78	2.7
2020-21	Miami	20-1	175/8.8	24-52	.462	0-0	.000	14-31	.452	26	25	51	2.6	40-0	3	14	10	6	62	3.1
TOTAL		49-3	428/8.7	48-101	.475	0-0	.000	44-85	.518	50	48	98	2.0	99-1	7	33	28	10	140	2.9



2020-21 STATS

Game Records

Record	Overall	Home	Away	Neutral
ALL GAMES	11-10	8-4	3-6	0-0
CONFERENCE	8-10	5-4	3-6	0-0
NON-CONFERENCE	3-0	3-0	0-0	0-0

Score by Periods

Team	1st	2nd	3rd	4th	OT	TOT
Miami (FL)	301	329	396	363	0	1389
Opponents	379	313	375	332	0	1399

Team Box Score

No.	Player	Total			3-Point		F-Throw		Rebounds				PF DQ A TO BLK STL PTS AVG									
		GP-GS	MIN	AVG	FG-FGA	FG%	3FG-FGA	3FG%	FT-FTA	FT%	OFF	DEF	TOT	AVG	PF	DQ	A	TO	BLK	STL	PTS	AVG
20	MARSHALL, Kelsey	21-19	598:53	28.5	98-275	.356	49-166	.295	33-46	.717	11	50	61	2.9	40	0	37	36	3	21	278	13.2
4	BANKS, Endia	21-15	640:25	30.5	84-192	.438	17-52	.327	25-42	.595	27	69	96	4.6	31	0	67	51	0	21	210	10.0
3	HARDEN, Destiny	21-20	480:31	22.9	78-159	.491	17-55	.309	36-57	.632	27	80	107	5.1	39	0	26	37	9	25	209	10.0
35	MBANDU, Naomi	21-15	538:47	25.7	59-125	.472	10-30	.333	41-50	.820	30	69	99	4.7	42	0	34	34	3	30	169	8.0
13	MASON, Taylor	21-18	585:46	27.9	58-168	.345	10-38	.263	40-61	.656	25	69	94	4.5	33	0	45	46	0	20	166	7.9
25	ERJAVEC, Karla	16-5	336:24	21.0	26-73	.356	14-41	.341	3-4	.750	2	16	18	1.1	20	0	32	20	0	7	69	4.3
14	GONY, Nyayongah	21-0	222:45	10.6	26-69	.377	17-52	.327	9-12	.750	16	13	29	1.4	20	0	4	19	1	6	78	3.7
21	JACKSON, Brianna	10-4	84:04	8.4	11-24	.458	0-3	.000	13-14	.929	10	16	26	2.6	15	0	2	5	4	4	35	3.5
15	HUSTON, Jamir	17-2	198:20	11.7	24-64	.375	0-0	.000	9-21	.429	21	10	31	1.8	25	0	4	10	3	7	57	3.4
1	SIDI BABA, Moulayna Johnson	18-6	328:53	18.3	18-70	.257	7-32	.219	13-18	.722	16	44	60	3.3	19	0	7	13	2	4	56	3.1
44	ROBY, Sydnee	20-1	175:26	8.8	24-52	.462	0-0	.000	14-31	.452	26	25	51	2.6	40	0	3	14	10	6	62	3.1
0	SALGUES, Kenza	3-0	09:46	3.3	0-1	.000	0-1	.000	0-0	.000	0	0	0	0.0	0	0	0	0	0	0	0	0.0
Team											45	56	101				8					
Total		21	4200		506-1272	.398	141-470	.300	236-356	.663	256	517	773	36.8	324	0	261	293	35	151	1389	66.1
Opponents		21	4200		531-1292	.411	147-502	.293	190-278	.683	271	560	831	39.6	347	6	296	328	61	132	1399	66.6

Team Statistics

	MIAMI	OPP
Scoring	1389	1399
Points per game	66.1	66.6
Scoring margin	-0.5	-
Field goals-att	506-1272	531-1292
Field goal pct	.398	.411
3 point fg-att	141-470	147-502
3-point FG pct	.300	.293
3-pt FG made per game	6.7	7.0
Free throws-att	236-356	190-278
Free throw pct	.663	.683
F-Throws made per game	11.2	9.0
Rebounds	773	831
Rebounds per game	36.8	39.6
Rebounding margin	-2.8	-
Assists	261	296
Assists per game	12.4	14.1
Turnovers	293	328
Turnovers per game	14.0	15.6
Turnover margin	+1.7	-
Assist/turnover ratio	0.9	0.9
Steals	151	132
Steals per game	7.2	6.3
Blocks	35	61
Blocks per game	1.7	2.9
Winning streak	3	-
Home win streak	2	-
Attendance	0	6087
Home games-Avg/Game	12-0	9-676
Neutral site-Avg/Game	-	0-0

Team Results

Date	Opponent		Score	Att.
11/25/2020	Jacksonville	W	74-58	0
11/28/2020	North Florida	W	81-39	0
12/03/2020	Fla. Atlantic	W	73-61	0
12/10/2020	Syracuse	L	58-69	0
12/14/2020	North Carolina	W	67-63	0
12/20/2020	at NC State	L	47-78	25
12/31/2020	Notre Dame	L	60-71	0
01/03/2021	Clemson	W	80-71	0
01/07/2021	at Wake Forest	L	60-63	0
01/10/2021	at North Carolina	W	69-59	0
01/17/2021	at Syracuse	L	64-99	0
01/21/2021	at Pittsburgh	W	72-68	500
01/26/2021	at Louisville	L	76-79	2653
01/28/2021	Georgia Tech	L	56-70	0
02/07/2021	Florida St.	W	68-53	0
02/11/2021	Virginia Tech	L	55-75	0
02/14/2021	at Florida St.	L	59-67	1202
02/16/2021	at Georgia Tech	L	56-67	1200
02/18/2021	Boston College	W	77-60	0
02/25/2021	Wake Forest	W	69-67	0
02/28/2021	at Clemson	W	68-62	507



2020-21 ACC STATS

Game Records

Record	Overall	Home	Away	Neutral
ALL GAMES	8-10	5-4	3-6	0-0
CONFERENCE	8-10	5-4	3-6	0-0
NON-CONFERENCE	0-0	0-0	0-0	0-0

Score by Periods

Team	1st	2nd	3rd	4th	OT	TOT
Miami (FL)	244	276	327	314	0	1161
Opponents	334	283	324	300	0	1241

Team Box Score

No.	Player	Total			3-Point		F-Throw		Rebounds				Other Stats									
		GP-GS	MIN	AVG	FG-FGA	FG%	3FG-FGA	3FG%	FT-FTA	FT%	OFF	DEF	TOT	AVG	PF	DQ	A	TO	BLK	STL	PTS	AVG
20	MARSHALL, Kelsey	18-16	507:60	28.2	82-239	.343	39-140	.279	19-29	.655	9	40	49	2.7	34	0	29	28	3	16	222	12.3
4	BANKS, Endia	18-15	568:48	31.6	74-170	.435	15-46	.326	22-37	.595	23	61	84	4.7	26	0	59	43	0	21	185	10.3
3	HARDEN, Destiny	18-17	405:03	22.5	66-134	.493	15-48	.313	27-44	.614	21	65	86	4.8	34	0	18	31	8	19	174	9.7
35	MBANDU, Naomi	18-15	490:24	27.2	55-114	.482	10-24	.417	40-48	.833	28	64	92	5.1	38	0	32	30	3	27	160	8.9
13	MASON, Taylor	18-15	493:35	27.4	48-140	.343	9-33	.273	31-48	.646	22	53	75	4.2	30	0	33	39	0	16	136	7.6
25	ERJAVEC, Karla	16-5	336:24	21.0	26-73	.356	14-41	.341	3-4	.750	2	16	18	1.1	20	0	32	20	0	7	69	4.3
14	GONY, Nyayongah	18-0	192:42	10.7	24-62	.387	16-47	.340	7-10	.700	15	12	27	1.5	17	0	4	16	1	3	71	3.9
15	HUSTON, Jamir	14-2	164:45	11.8	20-54	.370	0-0	.000	9-21	.429	16	9	25	1.8	19	0	3	7	3	6	49	3.5
44	ROBY, Sydney	18-1	159:54	8.9	24-51	.471	0-0	.000	11-23	.478	24	24	48	2.7	37	0	2	12	8	6	59	3.3
1	SIDI BABA, Moulayna Johnson	15-3	245:57	16.4	10-43	.233	4-22	.182	6-9	.667	11	29	40	2.7	17	0	7	9	1	4	30	2.0
21	JACKSON, Brianna	7-1	24:43	3.5	2-7	.286	0-1	.000	2-2	1.000	1	1	2	0.3	7	0	0	1	1	2	6	0.9
0	SALGUES, Kenza	3-0	09:46	3.3	0-1	.000	0-1	.000	0-0	.000	0	0	0	0.0	0	0	0	0	0	0	0	0.0
Team											35	47	82				8					
Total		18	3600		431-1088	.396	122-403	.303	177-275	.644	207	421	628	34.9	279	0	219	244	28	127	1161	64.5
Opponents		18	3600		468-1110	.422	131-425	.308	174-249	.699	240	492	732	40.7	286	4	266	274	49	111	1241	68.9

Team Statistics

	MIAMI	OPP
Scoring	1161	1241
Points per game	64.5	68.9
Scoring margin	-4.4	-
Field goals-att	431-1088	468-1110
Field goal pct	.396	.422
3 point fg-att	122-403	131-425
3-point FG pct	.303	.308
3-pt FG made per game	6.8	7.3
Free throws-att	177-275	174-249
Free throw pct	.644	.699
F-Throws made per game	9.8	9.7
Rebounds	628	732
Rebounds per game	34.9	40.7
Rebounding margin	-5.8	-
Assists	219	266
Assists per game	12.2	14.8
Turnovers	244	274
Turnovers per game	13.6	15.2
Turnover margin	+1.7	-
Assist/turnover ratio	0.9	1.0
Steals	127	111
Steals per game	7.1	6.2
Blocks	28	49
Blocks per game	1.6	2.7
Winning streak	3	-
Home win streak	2	-
Attendance	0	6087
Home games-Avg/Game	9-0	9-676
Neutral site-Avg/Game	-	0-0

Team Results

Date	Opponent	Score	Att.
12/10/2020	Syracuse	L 58-69	0
12/14/2020	North Carolina	W 67-63	0
12/20/2020	at NC State	L 47-78	25
12/31/2020	Notre Dame	L 60-71	0
01/03/2021	Clemson	W 80-71	0
01/07/2021	at Wake Forest	L 60-63	0
01/10/2021	at North Carolina	W 69-59	0
01/17/2021	at Syracuse	L 64-99	0
01/21/2021	at Pittsburgh	W 72-68	500
01/26/2021	at Louisville	L 76-79	2653
01/28/2021	Georgia Tech	L 56-70	0
02/07/2021	Florida St.	W 68-53	0
02/11/2021	Virginia Tech	L 55-75	0
02/14/2021	at Florida St.	L 59-67	1202
02/16/2021	at Georgia Tech	L 56-67	1200
02/18/2021	Boston College	W 77-60	0
02/25/2021	Wake Forest	W 69-67	0
02/28/2021	at Clemson	W 68-62	507



MIAMI GAME-BY-GAME

Opponent	Date	Score	Total		3-Pointers		Free throws		Rebounds										
			FG-FGA	PCT	3FG-FGA	PCT	FT-FTA	PCT	OFF	DEF	TOT	AVG	PF	A	TO	BLK	STL	PTS	AVG
Jacksonville	11/25/2020	74-58 W	22-56	.393	6-23	.261	24-29	.828	14	37	51	51.0	14	16	18	2	6	74	74.0
North Florida	11/28/2020	81-39 W	33-72	.458	8-21	.381	7-12	.583	18	27	45	48.0	12	15	8	3	10	81	77.5
Fla. Atlantic	12/03/2020	73-61 W	20-56	.357	5-23	.217	28-40	.700	17	32	49	48.3	19	11	23	2	8	73	76.0
Syracuse	12/10/2020	58-69 L	19-65	.292	8-25	.320	12-17	.706	16	26	42	46.8	20	11	20	1	12	58	71.5
North Carolina	12/14/2020	67-63 W	21-66	.318	9-30	.300	16-28	.571	14	32	46	46.6	23	12	11	1	7	67	70.6
at NC State	12/20/2020	47-78 L	17-62	.274	8-31	.258	5-13	.385	11	18	29	43.7	13	8	12	1	7	47	66.7
Notre Dame	12/31/2020	60-71 L	23-67	.343	7-28	.250	7-14	.500	16	22	38	42.9	13	11	14	0	9	60	65.7
Clemson	01/03/2021	80-71 W	33-71	.465	6-24	.250	8-10	.800	16	29	45	43.1	21	16	17	3	6	80	67.5
at Wake Forest	01/07/2021	60-63 L	22-62	.355	4-18	.222	12-15	.800	11	22	33	42.0	13	10	9	1	7	60	66.7
at North Carolina	01/10/2021	69-59 W	25-55	.455	10-24	.417	9-19	.474	7	28	35	41.3	12	19	17	1	5	69	66.9
at Syracuse	01/17/2021	64-99 L	22-54	.407	3-11	.273	17-23	.739	7	15	22	39.5	17	10	12	0	8	64	66.6
at Pittsburgh	01/21/2021	72-68 W	26-75	.347	10-33	.303	10-12	.833	20	26	46	40.1	8	15	12	2	8	72	67.1
at Louisville	01/26/2021	76-79 L	28-59	.475	8-18	.444	12-18	.667	12	20	32	39.5	23	11	14	1	6	76	67.8
Georgia Tech	01/28/2021	56-70 L	21-55	.382	5-22	.227	9-16	.563	9	20	29	38.7	15	10	7	2	3	56	66.9
Florida St.	02/07/2021	68-53 W	28-56	.500	1-13	.077	11-14	.786	6	24	30	38.1	15	13	16	4	12	68	67.0
Virginia Tech	02/11/2021	55-75 L	23-60	.383	7-28	.250	2-5	.400	11	24	35	37.9	17	13	15	2	7	55	66.3
at Florida St.	02/14/2021	59-67 L	22-55	.400	7-23	.304	8-12	.667	8	22	30	37.5	18	14	14	2	3	59	65.8
at Georgia Tech	02/16/2021	56-67 L	22-58	.379	8-18	.444	4-4	1.000	8	18	26	36.8	14	12	12	1	5	56	65.3
Boston College	02/18/2021	77-60 W	29-60	.483	8-23	.348	11-13	.846	15	26	41	37.1	11	15	18	3	6	77	65.9
Wake Forest	02/25/2021	69-67 W	26-55	.473	7-20	.350	10-18	.556	11	23	34	36.9	15	13	10	1	3	69	66.1
at Clemson	02/28/2021	68-62 W	24-53	.453	6-14	.429	14-24	.583	9	26	35	36.8	11	6	14	2	13	68	66.1
Total		1389	506-1272	.398	141-470	.300	236-356	.663	256	517	773	36.8	324	261	293	35	151	1389	66.1
Opponents		1399	531-1292	.411	147-502	.293	190-278	.683	271	560	831	39.6	347	296	328	61	132	1399	66.6

Miami (FL) Averages

Games Played	Points/game	FG Pct	3FG Pct	FT Pct	Rebounds/game	Assists/game	Turnovers/game	Assist/Turnover ratio	Steals/game	Blocks/game
21	66.1	39.8	30.0	66.3	36.8	12.4	14.0	0.9	7.2	1.7



OPPONENT GAME-BY-GAME

Opponent	Date	Score		Total		3-Pointers		Free throws		Rebounds										
				FG-FGA	PCT	3FG-FGA	PCT	FT-FTA	PCT	OFF	DEF	TOT	AVG	PF	A	TO	BLK	STL	PTS	AVG
Jacksonville	11/25/2020	74-58	W	25-68	.368	3-24	.125	5-12	.417	12	24	36	36.0	21	6	11	4	10	58	58.0
North Florida	11/28/2020	81-39	W	16-53	.302	6-27	.222	1-1	1.000	10	21	31	33.5	13	15	24	4	2	39	48.5
Fla. Atlantic	12/03/2020	73-61	W	22-61	.361	7-26	.269	10-16	.625	9	23	32	33.0	27	9	19	4	9	61	52.7
Syracuse	12/10/2020	58-69	L	26-69	.377	8-26	.308	9-17	.529	19	31	50	37.3	14	15	21	5	9	69	56.8
North Carolina	12/14/2020	67-63	W	25-69	.362	3-19	.158	10-22	.455	18	39	57	41.2	20	11	15	5	6	63	58.0
at NC State	12/20/2020	47-78	L	30-56	.536	10-25	.400	8-9	.889	9	39	48	42.3	17	15	18	3	5	78	61.3
Notre Dame	12/31/2020	60-71	L	27-60	.450	8-17	.471	9-14	.643	13	31	44	42.6	16	11	17	3	9	71	62.7
Clemson	01/03/2021	80-71	W	26-61	.426	1-21	.048	18-27	.667	9	23	32	41.3	15	14	12	2	9	71	63.8
at Wake Forest	01/07/2021	60-63	L	24-58	.414	5-17	.294	10-11	.909	12	29	41	41.2	15	10	14	1	2	63	63.7
at North Carolina	01/10/2021	69-59	W	24-76	.316	6-34	.176	5-10	.500	25	25	50	42.1	19	15	18	4	4	59	63.2
at Syracuse	01/17/2021	64-99	L	38-59	.644	17-30	.567	6-10	.600	10	28	38	41.7	19	28	18	4	6	99	66.5
at Pittsburgh	01/21/2021	72-68	W	28-66	.424	8-22	.364	4-5	.800	11	29	40	41.6	13	20	17	8	7	68	66.6
at Louisville	01/26/2021	76-79	L	24-52	.462	10-30	.333	21-27	.778	11	23	34	41.0	22	15	13	0	4	79	67.5
Georgia Tech	01/28/2021	56-70	L	28-61	.459	7-21	.333	7-10	.700	12	29	41	41.0	17	17	8	0	3	70	67.7
Florida St.	02/07/2021	68-53	W	21-58	.362	4-20	.200	7-10	.700	13	25	38	40.8	15	8	23	1	9	53	66.7
Virginia Tech	02/11/2021	55-75	L	26-58	.448	13-32	.406	10-12	.833	8	28	36	40.5	12	16	14	3	7	75	67.3
at Florida St.	02/14/2021	59-67	L	24-54	.444	7-18	.389	12-18	.667	8	25	33	40.1	8	16	14	0	8	67	67.2
at Georgia Tech	02/16/2021	56-67	L	27-62	.435	4-20	.200	9-10	.900	15	27	42	40.2	12	17	13	5	7	67	67.2
Boston College	02/18/2021	77-60	W	26-67	.388	4-25	.160	4-5	.800	14	16	30	39.6	15	14	14	1	8	60	66.8
Wake Forest	02/25/2021	69-67	W	22-60	.367	8-26	.308	15-18	.833	15	21	36	39.5	16	12	9	2	4	67	66.9
at Clemson	02/28/2021	68-62	W	22-64	.344	8-22	.364	10-14	.714	18	24	42	39.6	21	12	16	2	4	62	66.6
Total		1399		531-1292	.411	147-502	.293	190-278	.683	271	560	831	39.6	347	296	328	61	132	1399	66.6
Miami (FL)		1389		506-1272	.398	141-470	.300	236-356	.663	256	517	773	36.8	324	261	293	35	151	1389	66.1

Opponents Averages

Games Played	Points/game	FG Pct	3FG Pct	FT Pct	Rebounds/game	Assists/game	Turnovers/game	Assist/Turnover ratio	Steals/game	Blocks/game
21	66.6	41.1	29.3	68.3	39.6	14.1	15.6	0.9	6.3	2.9



INDIVIDUAL GAME HIGHS

Miami (FL) - Individual Game Highs

POINTS	22	Kelsey Marshall vs Jacksonville (11/25/2020)
	21	Destiny Harden at Clemson (02/28/2021)
	21	Kelsey Marshall at Pittsburgh (01/21/2021)
	21	Kelsey Marshall vs Fla. Atlantic (12/03/2020)
	20	Destiny Harden vs Boston College (02/18/2021)
	20	Destiny Harden vs Virginia Tech (02/11/2021)
FIELD GOALS MADE	9	Destiny Harden at Clemson (02/28/2021)
	9	Destiny Harden vs Virginia Tech (02/11/2021)
	9	Endia Banks vs Clemson (01/03/2021)
FIELD GOAL ATTEMPTS	24	Kelsey Marshall at Pittsburgh (01/21/2021)
	19	Kelsey Marshall at Wake Forest (01/07/2021)
	19	Kelsey Marshall at NC State (12/20/2020)
FIELD GOAL PERCENTAGE (min 5 made)	.833 (5-6)	Brianna Jackson vs Jacksonville (11/25/2020)
	.692 (9-13)	Endia Banks vs Clemson (01/03/2021)
3 PT FG MADE	5	Kelsey Marshall at Pittsburgh (01/21/2021)
	5	Kelsey Marshall vs Fla. Atlantic (12/03/2020)
3 PT FG ATTEMPTS	18	Kelsey Marshall at Pittsburgh (01/21/2021)
	13	Kelsey Marshall vs Virginia Tech (02/11/2021)
3 PT FG PERCENTAGE (min 2 made)	1.000 (2-2)	Nyayongah Gony vs Wake Forest (02/25/2021)
	1.000 (2-2)	Destiny Harden vs Syracuse (12/10/2020)
FREE THROWS MADE	9	Kelsey Marshall vs Jacksonville (11/25/2020)
	8	Endia Banks at Clemson (02/28/2021)
FREE THROW ATTEMPTS	11	Kelsey Marshall vs Jacksonville (11/25/2020)
	10	Endia Banks at Clemson (02/28/2021)
	10	Taylor Mason vs Fla. Atlantic (12/03/2020)
FREE THROW PERCENTAGE (min 3 made)	1.000 (6-6)	Brianna Jackson vs Fla. Atlantic (12/03/2020)
	1.000 (5-5)	Naomi Mbandu at Louisville (01/26/2021)
	1.000 (4-4)	Taylor Mason at Florida St. (02/14/2021)
	1.000 (4-4)	Endia Banks vs Florida St. (02/07/2021)
	1.000 (4-4)	Nyayongah Gony at Syracuse (01/17/2021)
	1.000 (4-4)	Naomi Mbandu vs North Carolina (12/14/2020)
	1.000 (4-4)	Kelsey Marshall vs Fla. Atlantic (12/03/2020)
	1.000 (4-4)	Destiny Harden vs Jacksonville (11/25/2020)
	1.000 (3-3)	Kelsey Marshall at Louisville (01/26/2021)
	REBOUNDS	13
12		Destiny Harden vs Virginia Tech (02/11/2021)
12		Destiny Harden vs Florida St. (02/07/2021)
12		Destiny Harden vs North Carolina (12/14/2020)
ASSISTS	8	Endia Banks at North Carolina (01/10/2021)
	6	Kelsey Marshall vs Boston College (02/18/2021)
	6	Endia Banks at Pittsburgh (01/21/2021)
STEALS	5	Naomi Mbandu at Clemson (02/28/2021)
	5	Kelsey Marshall vs Fla. Atlantic (12/03/2020)
BLOCKED SHOTS	3	Destiny Harden vs Florida St. (02/07/2021)
	2	Destiny Harden vs Boston College (02/18/2021)
	2	Sydnee Roby vs North Florida (11/28/2020)
TURNOVERS	5	Naomi Mbandu at Louisville (01/26/2021)
	5	Taylor Mason at North Carolina (01/10/2021)
	5	Taylor Mason vs Syracuse (12/10/2020)
	5	Nyayongah Gony vs Syracuse (12/10/2020)
	4	Destiny Harden at Florida St. (02/14/2021)
FOULS	4	Sydnee Roby vs Virginia Tech (02/11/2021)
	4	Kelsey Marshall vs Virginia Tech (02/11/2021)
	4	Naomi Mbandu vs Georgia Tech (01/28/2021)
	4	Kelsey Marshall at Louisville (01/26/2021)
	4	Naomi Mbandu at Louisville (01/26/2021)
	4	Moulayna Johnson Sidi Baba at Louisville (01/26/2021)
	4	Endia Banks vs Clemson (01/03/2021)
	4	Destiny Harden vs Notre Dame (12/31/2020)
	4	Taylor Mason vs North Carolina (12/14/2020)
	4	Sydnee Roby vs North Carolina (12/14/2020)
	4	Sydnee Roby vs Syracuse (12/10/2020)
	4	Destiny Harden vs Syracuse (12/10/2020)
	4	Destiny Harden vs Fla. Atlantic (12/03/2020)
	4	Brianna Jackson vs Jacksonville (11/25/2020)

Opponent - Individual Game Highs

POINTS	26	Priscilla Williams at Syracuse (01/17/2021)
	23	Iggy Allen vs Fla. Atlantic (12/03/2020)
	22	Ivana Raca vs Wake Forest (02/25/2021)
	22	Ivana Raca at Wake Forest (01/07/2021)
	22	Delicia Washington vs Clemson (01/03/2021)
	FIELD GOALS MADE	9
9		Christina Morra at Wake Forest (01/07/2021)
9		Iggy Allen vs Fla. Atlantic (12/03/2020)
FIELD GOAL ATTEMPTS	21	Deja Kelly vs North Carolina (12/14/2020)
	20	Janelle Bailey at North Carolina (01/10/2021)
	20	Ivana Raca at Wake Forest (01/07/2021)
FIELD GOAL PERCENTAGE (min 5 made)	1.000 (9-9)	Priscilla Williams at Syracuse (01/17/2021)
	1.000 (6-6)	Rita Igboke at Pittsburgh (01/21/2021)
3 PT FG MADE	6	Priscilla Williams at Syracuse (01/17/2021)
	5	Georgia Amore vs Virginia Tech (02/11/2021)
3 PT FG ATTEMPTS	13	Aisha Sheppard vs Virginia Tech (02/11/2021)
	9	Jewel Spear vs Wake Forest (02/25/2021)
	9	Makayla Dickens vs Boston College (02/18/2021)
	9	Dana Evans at Louisville (01/26/2021)
	9	Digna Strautmame at Syracuse (01/17/2021)
	9	Iggy Allen vs Fla. Atlantic (12/03/2020)
3 PT FG PERCENTAGE (min 2 made)	1.000 (6-6)	Priscilla Williams at Syracuse (01/17/2021)
	1.000 (2-2)	Destiny Thomas at Clemson (02/28/2021)
FREE THROWS MADE	9	Klara Fisher at Syracuse (01/17/2021)
	9	Elizabeth Dixon at Louisville (01/26/2021)
	8	Delicia Washington vs Clemson (01/03/2021)
FREE THROW ATTEMPTS	12	Elizabeth Dixon at Louisville (01/26/2021)
	10	Delicia Washington vs Clemson (01/03/2021)
FREE THROW PERCENTAGE (min 3 made)	1.000 (8-8)	Dana Evans at Louisville (01/26/2021)
	1.000 (5-5)	Ivana Raca at Wake Forest (01/07/2021)
	1.000 (4-4)	Gina Conti vs Wake Forest (02/25/2021)
	1.000 (4-4)	Lorela Cubaj at Georgia Tech (02/16/2021)
	1.000 (4-4)	Lorela Cubaj at Georgia Tech (02/16/2021)
	1.000 (4-4)	Bianca Jackson at Florida St. (02/14/2021)
	1.000 (4-4)	Jada Boyd at NC State (12/20/2020)
1.000 (3-3)	Aisha Sheppard vs Virginia Tech (02/11/2021)	
REBOUNDS	15	Janelle Bailey at North Carolina (01/10/2021)
	14	Lorela Cubaj vs Georgia Tech (01/28/2021)
	14	Ivana Raca at Wake Forest (01/07/2021)
ASSISTS	10	Lotta-Maj Lahtinen at Georgia Tech (02/16/2021)
	10	Tiana Mangakahia at Syracuse (01/17/2021)
STEALS	4	Georgia Amore vs Virginia Tech (02/11/2021)
	4	Alyssa Ustby vs North Carolina (12/14/2020)
	4	Jada Perry vs Jacksonville (11/25/2020)
BLOCKED SHOTS	6	Rita Igboke at Pittsburgh (01/21/2021)
	3	Elizabeth Kitley vs Virginia Tech (02/11/2021)
	3	Janelle Bailey vs North Carolina (12/14/2020)
	3	Jada Perry vs Jacksonville (11/25/2020)
TURNOVERS	9	Tiana Mangakahia at Syracuse (01/17/2021)
	9	Tiana Mangakahia vs Syracuse (12/10/2020)
FOULS	5	Gabby Elliott at Clemson (02/28/2021)
	5	Amari Robinson at Clemson (02/28/2021)
	5	Deja Kelly at North Carolina (01/10/2021)
	5	Ivana Raca at Wake Forest (01/07/2021)
	5	Janeta Rozentale vs Fla. Atlantic (12/03/2020)
	5	Tamia Stallings vs Jacksonville (11/25/2020)



TEAM GAME HIGHS/LOWS

Miami (FL) - Game Highs

POINTS	81	North Florida (11/28/2020)
	80	Clemson (01/03/2021)
	77	Boston College (02/18/2021)
	76	at Louisville (01/26/2021)
	74	Jacksonville (11/25/2020)
FIELD GOALS MADE	33	Clemson (01/03/2021)
	33	North Florida (11/28/2020)
FIELD GOAL ATTEMPTS	75	at Pittsburgh (01/21/2021)
	72	North Florida (11/28/2020)
FIELD GOAL PERCENTAGE	.500 (28-56)	Florida St. (02/07/2021)
	.483 (29-60)	Boston College (02/18/2021)
3 PT FG MADE	10	at Pittsburgh (01/21/2021)
	10	at North Carolina (01/10/2021)
3 PT FG ATTEMPTS	33	at Pittsburgh (01/21/2021)
	31	at NC State (12/20/2020)
3 PT FG PERCENTAGE	.444 (8-18)	at Georgia Tech (02/16/2021)
	.444 (8-18)	at Louisville (01/26/2021)
FREE THROWS MADE	28	Fla. Atlantic (12/03/2020)
	24	Jacksonville (11/25/2020)
FREE THROW ATTEMPTS	40	Fla. Atlantic (12/03/2020)
	29	Jacksonville (11/25/2020)
FREE THROW PERCENTAGE	1.000 (4-4)	at Georgia Tech (02/16/2021)
	.846 (11-13)	Boston College (02/18/2021)
REBOUNDS	51	Jacksonville (11/25/2020)
	49	Fla. Atlantic (12/03/2020)
ASSISTS	19	at North Carolina (01/10/2021)
	16	Clemson (01/03/2021)
	16	Jacksonville (11/25/2020)
STEALS	13	at Clemson (02/28/2021)
	12	Florida St. (02/07/2021)
	12	Syracuse (12/10/2020)
BLOCKED SHOTS	4	Florida St. (02/07/2021)
	3	Boston College (02/18/2021)
	3	Clemson (01/03/2021)
	3	North Florida (11/28/2020)
TURNOVERS	23	Fla. Atlantic (12/03/2020)
	20	Syracuse (12/10/2020)
FOULS	23	at Louisville (01/26/2021)
	23	North Carolina (12/14/2020)

Miami (FL) - Game Lows

POINTS	47	at NC State (12/20/2020)
	55	Virginia Tech (02/11/2021)
	56	at Georgia Tech (02/16/2021)
	56	Georgia Tech (01/28/2021)
	58	Syracuse (12/10/2020)
FIELD GOALS MADE	17	at NC State (12/20/2020)
	19	Syracuse (12/10/2020)
FIELD GOAL ATTEMPTS	53	at Clemson (02/28/2021)
	54	at Syracuse (01/17/2021)
FIELD GOAL PERCENTAGE	.274 (17-62)	at NC State (12/20/2020)
	.292 (19-65)	Syracuse (12/10/2020)
3 PT FG MADE	1	Florida St. (02/07/2021)
	3	at Syracuse (01/17/2021)
3 PT FG ATTEMPTS	11	at Syracuse (01/17/2021)
	13	Florida St. (02/07/2021)
3 PT FG PERCENTAGE	.077 (1-13)	Florida St. (02/07/2021)
	.217 (5-23)	Fla. Atlantic (12/03/2020)
FREE THROWS MADE	2	Virginia Tech (02/11/2021)
	4	at Georgia Tech (02/16/2021)
FREE THROW ATTEMPTS	4	at Georgia Tech (02/16/2021)
	5	Virginia Tech (02/11/2021)
FREE THROW PERCENTAGE	.385 (5-13)	at NC State (12/20/2020)
	.400 (2-5)	Virginia Tech (02/11/2021)
REBOUNDS	22	at Syracuse (01/17/2021)
	26	at Georgia Tech (02/16/2021)
ASSISTS	6	at Clemson (02/28/2021)
	8	at NC State (12/20/2020)
STEALS	3	Wake Forest (02/25/2021)
	3	at Florida St. (02/14/2021)
	3	Georgia Tech (01/28/2021)
BLOCKED SHOTS	0	at Syracuse (01/17/2021)
	0	Notre Dame (12/31/2020)
TURNOVERS	7	Georgia Tech (01/28/2021)
	8	North Florida (11/28/2020)
FOULS	8	at Pittsburgh (01/21/2021)
	11	at Clemson (02/28/2021)
	11	Boston College (02/18/2021)

Opponent - Game Highs

POINTS	99	at Syracuse (01/17/2021)
	79	at Louisville (01/26/2021)
	78	at NC State (12/20/2020)
	75	Virginia Tech (02/11/2021)
	71	Clemson (01/03/2021)
	71	Notre Dame (12/31/2020)
FIELD GOALS MADE	38	at Syracuse (01/17/2021)
	30	at NC State (12/20/2020)
FIELD GOAL ATTEMPTS	76	at North Carolina (01/10/2021)
	69	North Carolina (12/14/2020)
	69	Syracuse (12/10/2020)
FIELD GOAL PERCENTAGE	.644 (38-59)	at Syracuse (01/17/2021)
	.536 (30-56)	at NC State (12/20/2020)
3 PT FG MADE	17	at Syracuse (01/17/2021)
	13	Virginia Tech (02/11/2021)
3 PT FG ATTEMPTS	34	at North Carolina (01/10/2021)
	32	Virginia Tech (02/11/2021)
3 PT FG PERCENTAGE	.567 (17-30)	at Syracuse (01/17/2021)
	.471 (8-17)	Notre Dame (12/31/2020)
FREE THROWS MADE	21	at Louisville (01/26/2021)
	18	Clemson (01/03/2021)
FREE THROW ATTEMPTS	27	at Louisville (01/26/2021)
	27	Clemson (01/03/2021)
FREE THROW PERCENTAGE	1.000 (10-11)	North Florida (11/28/2020)
	.909 (10-11)	at Wake Forest (01/07/2021)
REBOUNDS	57	North Carolina (12/14/2020)
	50	at North Carolina (01/10/2021)
	50	Syracuse (12/10/2020)
ASSISTS	28	at Syracuse (01/17/2021)
	20	at Pittsburgh (01/21/2021)
STEALS	10	Jacksonville (11/25/2020)
	9	Florida St. (02/07/2021)
	9	Clemson (01/03/2021)
	9	Notre Dame (12/31/2020)
	9	Syracuse (12/10/2020)
	9	Fla. Atlantic (12/03/2020)
BLOCKED SHOTS	8	at Pittsburgh (01/21/2021)
	5	at Georgia Tech (02/16/2021)
	5	North Carolina (12/14/2020)
	5	Syracuse (12/10/2020)
TURNOVERS	24	North Florida (11/28/2020)
	23	Florida St. (02/07/2021)
FOULS	27	Fla. Atlantic (12/03/2020)
	22	at Louisville (01/26/2021)

Opponent - Game Lows

POINTS	39	North Florida (11/28/2020)
	53	Florida St. (02/07/2021)
	58	Jacksonville (11/25/2020)
	59	at North Carolina (01/10/2021)
	60	Boston College (02/18/2021)
FIELD GOALS MADE	16	North Florida (11/28/2020)
	21	Florida St. (02/07/2021)
FIELD GOAL ATTEMPTS	52	at Louisville (01/26/2021)
	53	North Florida (11/28/2020)
FIELD GOAL PERCENTAGE	.302 (16-53)	North Florida (11/28/2020)
	.316 (24-76)	at North Carolina (01/10/2021)
3 PT FG MADE	1	Clemson (01/03/2021)
	3	North Carolina (12/14/2020)
	3	Jacksonville (11/25/2020)
3 PT FG ATTEMPTS	17	at Wake Forest (01/07/2021)
	17	Notre Dame (12/31/2020)
3 PT FG PERCENTAGE	.048 (1-21)	Clemson (01/03/2021)
	.125 (3-24)	Jacksonville (11/25/2020)
FREE THROWS MADE	1	North Florida (11/28/2020)
	4	Boston College (02/18/2021)
	4	at Pittsburgh (01/21/2021)
FREE THROW ATTEMPTS	1	North Florida (11/28/2020)
	5	Boston College (02/18/2021)
	5	at Pittsburgh (01/21/2021)
FREE THROW PERCENTAGE	.417 (5-12)	Jacksonville (11/25/2020)
	.455 (10-22)	North Carolina (12/14/2020)
REBOUNDS	30	Boston College (02/18/2021)
	31	North Florida (11/28/2020)
ASSISTS	6	Jacksonville (11/25/2020)
	8	Florida St. (02/07/2021)
STEALS	2	at Wake Forest (01/07/2021)
	2	North Florida (11/28/2020)
BLOCKED SHOTS	0	at Florida St. (02/14/2021)
	0	Georgia Tech (01/28/2021)
	0	at Louisville (01/26/2021)
TURNOVERS	8	Georgia Tech (01/28/2021)
	9	Wake Forest (02/25/2021)
FOULS	8	at Florida St. (02/14/2021)
	12	at Georgia Tech (02/16/2021)
	12	Virginia Tech (02/11/2021)



POINTS-REBOUNDS-ASSISTS

Opponent	Date	Score		0	1	3	4	13	14	15	20	21	25	35
				SALGUES,KE SIDI BABA,	HARDEN,DES	BANKS,ENDI	MASON,TAYL	GONY,NYAYO	HUSTON,JAM	MARSHALL,K	JACKSON,BR	ERJAVEC,KA	MBANDU,NAO	
Jville	11/25/2020	74-58	W	DNP	6-7-0	16-13-4	10-5-3	6-4-4	0-1-0	0-0-0	22-3-4	14-9-0	DNP	0-2-1
UNF	11/28/2020	81-39	W	DNP	17-4-0	12-1-0	6-2-4	10-10-5	5-0-0	8-6-0	13-3-3	3-8-2	DNP	6-1-1
FAU	12/03/2020	73-61	W	DNP	3-9-0	7-7-4	9-5-1	14-5-3	2-1-0	0-0-1	21-6-1	12-7-0	DNP	3-4-0
Syr	12/10/2020	58-69	L	DNP	0-6-1	11-1-0	8-3-3	5-4-3	8-3-2	3-2-0	6-3-0	4-1-0	DNP	6-5-1
UNC	12/14/2020	67-63	W	DNP	0-4-2	20-12-1	4-8-4	11-4-2	6-0-0	6-3-1	11-4-1	0-0-0	DNP	7-3-1
at NCSU	12/20/2020	47-78	L	DNP	0-0-0	3-5-0	5-2-2	10-8-3	6-2-0	0-1-0	14-2-0	0-0-0	3-0-2	4-4-1
ND	12/31/2020	60-71	L	DNP	0-0-0	9-6-2	18-2-5	11-7-0	5-5-0	3-1-0	8-5-0	DNP	2-2-2	4-3-2
Clem	01/03/2021	80-71	W	DNP	0-1-1	9-3-3	20-6-3	8-8-2	2-0-0	2-5-0	19-2-2	0-0-0	3-1-1	7-7-4
at Wake	01/07/2021	60-63	L	DNP	8-6-0	0-0-0	4-6-3	6-7-4	5-2-0	5-1-0	16-3-0	DNP	0-0-1	16-3-2
at UNC	01/10/2021	69-59	W	DNP	0-0-1	8-5-2	14-1-8	6-2-0	0-0-0	7-5-1	19-5-2	0-0-0	6-2-2	7-8-3
at Syr	01/17/2021	64-99	L	DNP	6-1-1	2-0-1	12-1-4	5-5-0	13-3-1	12-2-1	0-0-0	0-1-0	2-0-0	9-4-2
at Pitt	01/21/2021	72-68	W	DNP	6-6-0	2-3-0	13-9-6	4-2-4	2-4-0	2-1-0	21-4-3	DNP	5-1-0	15-7-2
at LOU	01/26/2021	76-79	L	DNP	2-4-0	6-1-0	13-7-4	5-2-2	4-1-0	DNP	19-3-1	2-0-0	3-1-3	17-11-1
GaTech	01/28/2021	56-70	L	DNP	2-6-0	0-1-1	4-5-3	11-5-2	0-1-0	3-2-0	16-1-2	DNP	5-0-0	11-4-2
FSU	02/07/2021	68-53	W	DNP	0-0-0	7-12-1	12-0-1	15-5-0	0-0-0	2-0-0	12-3-4	DNP	4-0-3	16-7-4
Hokies	02/11/2021	55-75	L	DNP	DNP	20-12-1	11-3-3	0-0-2	3-1-0	0-1-0	15-3-2	DNP	0-3-5	6-3-0
at FSU	02/14/2021	59-67	L	DNP	DNP	12-3-3	6-5-3	13-2-2	9-2-0	2-1-0	4-1-0	DNP	0-3-4	7-7-2
at GaTech	02/16/2021	56-67	L	DNP	DNP	9-4-1	6-4-1	9-4-2	2-2-0	2-0-0	7-0-1	DNP	13-2-5	6-6-2
BC	02/18/2021	77-60	W	0-0-0	3-5-0	20-9-0	11-10-1	11-2-3	0-0-1	DNP	11-5-6	DNP	11-1-2	8-3-1
Wake	02/25/2021	69-67	W	0-0-0	0-1-0	15-5-2	11-6-4	4-5-2	6-0-0	DNP	12-1-4	DNP	3-0-1	12-4-0
at Clem	02/28/2021	68-62	W	0-0-0	3-0-1	21-4-0	13-6-1	2-3-0	0-1-0	DNP	12-4-1	DNP	9-2-1	2-3-2

Opponent	Date	Score		44
				ROBY,SYDNE
Jville	11/25/2020	74-58	W	DNP
UNF	11/28/2020	81-39	W	1-1-0
FAU	12/03/2020	73-61	W	2-2-1
Syr	12/10/2020	58-69	L	7-5-1
UNC	12/14/2020	67-63	W	2-1-0
at NCSU	12/20/2020	47-78	L	2-2-0
ND	12/31/2020	60-71	L	0-2-0
Clem	01/03/2021	80-71	W	10-5-0
at Wake	01/07/2021	60-63	L	0-2-0
at UNC	01/10/2021	69-59	W	2-4-0
at Syr	01/17/2021	64-99	L	3-3-0
at Pitt	01/21/2021	72-68	W	2-2-0
at LOU	01/26/2021	76-79	L	5-2-0
GaTech	01/28/2021	56-70	L	4-2-0
FSU	02/07/2021	68-53	W	0-0-0
Hokies	02/11/2021	55-75	L	0-0-0
at FSU	02/14/2021	59-67	L	6-2-0
at GaTech	02/16/2021	56-67	L	2-1-0
BC	02/18/2021	77-60	W	2-4-1
Wake	02/25/2021	69-67	W	6-4-0
at Clem	02/28/2021	68-62	W	6-7-0



2020-21 BOX SCORES

Official Basketball Box Score - Final
Miami (FL) at Clemson
02/28/21 Littlejohn Coliseum, Clemson
2020-21 Women's Basketball

Game Time: 2:00 PM
Game Duration: 2:04
Attendance: 507

Officials: Denise Brooks, Billy Smith, Mark Hardcastle

Miami (FL) - 68

Record: 11-10 (8-10)

NO.	Name	Min	FG		3P		FT		Rebounds		Fouls		TP	AS	TO	ST	Blocks		+/-
			M/A	A/A	M/A	A/A	M/A	A/A	OR	DR	PF	FD					BS	BA	
3	Destiny Harden	F 37:34	9-15	1-3	2-2	1-3	4-4	0-2	21	0	1	2	0	1	2	0	0	0	0
35	Naomi Mbandu	F 26:32	0-3	0-0	2-2	0-3	3-3	0-4	2	2	1	5	1	0	0	0	0	0	-3
4	Endia Banks	G 33:47	2-7	1-2	8-10	0-6	6-6	1-6	13	1	4	1	0	1	0	1	0	0	
13	Taylor Mason	G 16:20	1-4	0-1	0-2	1-2	3-1	1-1	2	0	1	1	0	0	0	0	0	0	-8
20	Kelsey Marshall	G 30:11	5-14	1-4	1-4	1-3	4-4	3-4	12	1	3	3	0	1	5	0	0	0	
25	Karla Erjavec	G 21:02	3-5	2-3	1-2	0-2	2-2	2-1	9	1	1	0	0	0	0	0	0	0	17
1	Moulayna Johnson Sidi Baba	G 13:42	1-1	1-1	0-0	0-0	0-0	0-0	1	1	3	1	0	0	0	0	0	0	10
44	Sydnee Roby	G 13:48	3-4	0-0	0-2	4-3	7-3	2-6	6	0	2	1	1	0	0	0	0	0	9
14	Nyayongah Gony	G 02:45	0-0	0-0	0-0	1-0	1-0	0-0	0	0	0	0	0	0	0	0	0	0	0
0	Kenza Saigues	G 04:39	0-0	0-0	0-0	0-0	0-0	0-0	0	0	0	0	0	0	0	0	0	0	0
Team						1	4	5				0		1					
Totals			24-53	6-14	14-24	9-26	35-55	11-21	68	6	14	13	2	2	6				

Technical Fouls: NONE

Dead Ball Rebounds: 6, 0

Shooting By Period		
1 st FG%	6-15	40.0%
3PT%	2-5	40.0%
FT%	2-2	100%
2 nd FG%	4-10	40.0%
3PT%	1-3	33.3%
FT%	3-6	50%
3 rd FG%	5-14	35.7%
3PT%	0-2	0.0%
FT%	4-8	50%
4 th FG%	9-14	64.3%
3PT%	3-4	75.0%
FT%	5-8	62.5%
GM FG%	24-53	45.3%
3PT%	6-14	42.9%
FT%	14-24	58.3%

Clemson - 62

Record: 10-12 (5-12)

NO.	Name	Min	FG		3P		FT		Rebounds		Fouls		TP	AS	TO	ST	Blocks		+/-
			M/A	A/A	M/A	A/A	M/A	A/A	OR	DR	PF	FD					BS	BA	
5	Amari Robinson	F 21:19	2-8	1-4	5-6	3-4	7-7	5-3	10	0	2	0	0	0	0	0	0	0	9
24	Mikayla Hayes	F 12:04	1-2	0-0	0-0	0-1	1-0	0-0	2	0	0	0	0	0	0	0	0	0	1
00	Deicia Washington	G 35:51	7-17	0-1	0-0	1-7	8-4	1-14	5	1	1	0	1	0	1	0	0	0	-3
3	Kendall Spray	G 25:12	2-6	1-4	0-0	1-2	3-0	2-5	0	0	0	0	0	0	0	0	0	0	7
10	Gabby Elliott	G 29:28	4-15	3-7	0-0	1-3	4-5	0-11	3	1	1	1	0	0	0	0	0	0	-3
1	Destiny Thomas	G 20:11	2-2	2-2	2-2	1-1	2-1	1-8	2	1	1	1	0	0	0	0	0	0	-20
35	Nique Cherry	G 16:48	0-2	0-0	3-6	5-2	7-2	4-3	1	6	1	0	0	0	0	0	0	0	-12
4	Weronika Hipp	G 05:54	1-4	1-4	0-0	0-0	0-0	0-0	3	1	1	0	0	0	0	0	0	0	3
55	Tylar Bennett	G 22:38	2-6	0-0	0-0	4-2	6-3	0-4	0	3	0	1	1	0	0	0	0	0	0
31	Shania Meertens	G 03:24	0-0	0-0	0-0	0-0	0-0	1-0	0	0	0	0	0	0	0	0	0	0	-2
12	Hannah Hank	G 07:11	1-2	0-0	0-0	1-1	2-0	0-0	2	0	1	0	0	0	0	0	0	0	-10
Team						1	1	2				0		0					
Totals			22-64	8-22	10-14	18-24	42-55	21-33	62	12	16	4	2	2	6				













Technical Fouls: NONE

Dead Ball Rebounds: 2, 0

	MIA	CU	Points from	MIA	CU	Period by Period Scoring					
Biggest lead	8 (4 th 0:12)	10 (3 rd 6:17)	Turnovers	13	20	1st	2nd	3rd	4th	TOT	
Best Scoring Run	10 (1 st 2:12)	15 (3 rd 6:17)	Paint	32	16	MIA	16	12	14	26	68
Lead Changes	5		Second Chance	5	9	CU	12	13	20	17	62
Times Tied	4		Fast Breaks	3	4						
Time with Lead	19:21	17:11	Bench	18	20						



TV/RADIO CHART

0	 KENZA SALGUES So. G 5-9 MONTPELLIER, FRANCE MAJOR: Sports Administration	<table border="1"> <thead> <tr><th></th><th>GP-GS</th><th>PPG</th><th>RPG</th><th>APG</th><th>MPG</th></tr> </thead> <tbody> <tr><td>2020-21</td><td>3-0</td><td>0.0</td><td>0.0</td><td>0.0</td><td>3.3</td></tr> <tr><td>CAREER</td><td>28-0</td><td>1.3</td><td>0.5</td><td>0.3</td><td>7.7</td></tr> </tbody> </table>		GP-GS	PPG	RPG	APG	MPG	2020-21	3-0	0.0	0.0	0.0	3.3	CAREER	28-0	1.3	0.5	0.3	7.7	<ul style="list-style-type: none"> • Played her first game in 353 days on Thursday following offseason surgery • Represented France at FIBA U18 European Championship • Played against Moulayna Sidi Baba at the FIBA U16 European Championship • First Frenchwoman to play under Katie Meier • INSEP alums include Tony Parker and Clint Capela
	GP-GS	PPG	RPG	APG	MPG																
2020-21	3-0	0.0	0.0	0.0	3.3																
CAREER	28-0	1.3	0.5	0.3	7.7																
1	 MOULAYNA JOHNSON SIDI BABA So. F 6-0 STOCKHOLM, SWEDEN MAJOR: Business Technology	<table border="1"> <thead> <tr><th></th><th>GP-GS</th><th>PPG</th><th>RPG</th><th>APG</th><th>MPG</th></tr> </thead> <tbody> <tr><td>2020-21</td><td>18-6</td><td>3.1</td><td>3.3</td><td>0.4</td><td>18.3</td></tr> <tr><td>CAREER</td><td>43-9</td><td>2.7</td><td>2.7</td><td>0.6</td><td>16.9</td></tr> </tbody> </table>		GP-GS	PPG	RPG	APG	MPG	2020-21	18-6	3.1	3.3	0.4	18.3	CAREER	43-9	2.7	2.7	0.6	16.9	<ul style="list-style-type: none"> • Has recorded a bucket in 10 of 18 games this season • Hauled in a career-high nine rebounds against FAU (12/3) • Led all Miami scorers with a career-high 17 points against North Florida • Played against Kenza Salgues at the FIBA U16 European Championship • Second Swedish player to sign with Coach Katie Meier
	GP-GS	PPG	RPG	APG	MPG																
2020-21	18-6	3.1	3.3	0.4	18.3																
CAREER	43-9	2.7	2.7	0.6	16.9																
3	 DESTINY HARDEN R-Jr. F 6-0 CHICAGO, ILL. MAJOR: Criminology	<table border="1"> <thead> <tr><th></th><th>GP-GS</th><th>PPG</th><th>RPG</th><th>APG</th><th>MPG</th></tr> </thead> <tbody> <tr><td>2020-21</td><td>21-20</td><td>10.0</td><td>5.1</td><td>1.2</td><td>22.9</td></tr> <tr><td>CAREER</td><td>81-35</td><td>5.2</td><td>3.2</td><td>0.7</td><td>14.6</td></tr> </tbody> </table>		GP-GS	PPG	RPG	APG	MPG	2020-21	21-20	10.0	5.1	1.2	22.9	CAREER	81-35	5.2	3.2	0.7	14.6	<ul style="list-style-type: none"> • Named ACC Player of the Week on March 1 (18.0 points, 4.5 rebounds, 60.0 FG%) • Leads Miami in double-doubles (three) • Set a new career high in scoring with 21 points at Clemson (2/28) • Sat out the 2018-19 season due to NCAA transfer rules • Earned Chicago Tribune and USA Today All-USA IL Second Team honors
	GP-GS	PPG	RPG	APG	MPG																
2020-21	21-20	10.0	5.1	1.2	22.9																
CAREER	81-35	5.2	3.2	0.7	14.6																
4	 ENDIA BANKS Sr. G 5-9 DULUTH, GA. MAJOR: Sports Administration	<table border="1"> <thead> <tr><th></th><th>GP-GS</th><th>PPG</th><th>RPG</th><th>APG</th><th>MPG</th></tr> </thead> <tbody> <tr><td>2020-21</td><td>21-15</td><td>10.0</td><td>4.6</td><td>3.2</td><td>30.5</td></tr> <tr><td>CAREER</td><td>117-91</td><td>6.8</td><td>4.0</td><td>2.8</td><td>26.4</td></tr> </tbody> </table>		GP-GS	PPG	RPG	APG	MPG	2020-21	21-15	10.0	4.6	3.2	30.5	CAREER	117-91	6.8	4.0	2.8	26.4	<ul style="list-style-type: none"> • Tallied her first double-double of the season (11 pts, 10 reb) against BC (2/18) • Has recorded double-digits in 11 of the last 15 games • Ranks 10th among active players in the ACC for assist/turnover ratio (1.3) • Averaging double-digits (10.0) for the first time in her career • Eclipsed the 300-assist mark in her career with six against Pittsburgh
	GP-GS	PPG	RPG	APG	MPG																
2020-21	21-15	10.0	4.6	3.2	30.5																
CAREER	117-91	6.8	4.0	2.8	26.4																
5	 MYKEA GRAY Sr. G 5-4 UPPER MARLBORO, MD. MAJOR: Criminology	<table border="1"> <thead> <tr><th></th><th>GP-GS</th><th>PPG</th><th>RPG</th><th>APG</th><th>MPG</th></tr> </thead> <tbody> <tr><td>2020-21</td><td>-</td><td>-</td><td>-</td><td>-</td><td>-</td></tr> <tr><td>CAREER</td><td>96-96</td><td>12.3</td><td>2.1</td><td>2.5</td><td>27.6</td></tr> </tbody> </table>		GP-GS	PPG	RPG	APG	MPG	2020-21	-	-	-	-	-	CAREER	96-96	12.3	2.1	2.5	27.6	<ul style="list-style-type: none"> • Will miss the 2020-21 season due to an ACL injury • Ranks 19th in program history in scoring (1,184) • Paced the ACC in steals in 2019-20 at 2.13 steals per game • Has totaled 61 double-digit outings in her career • Career goal is to become an FBI agent
	GP-GS	PPG	RPG	APG	MPG																
2020-21	-	-	-	-	-																
CAREER	96-96	12.3	2.1	2.5	27.6																
13	 TAYLOR MASON Sr. G 5-9 DECATUR, GA. MAJOR: Interactive Media	<table border="1"> <thead> <tr><th></th><th>GP-GS</th><th>PPG</th><th>RPG</th><th>APG</th><th>MPG</th></tr> </thead> <tbody> <tr><td>2020-21</td><td>21-18</td><td>7.9</td><td>4.5</td><td>2.1</td><td>27.9</td></tr> <tr><td>CAREER</td><td>115-19</td><td>4.2</td><td>2.3</td><td>1.2</td><td>17.9</td></tr> </tbody> </table>		GP-GS	PPG	RPG	APG	MPG	2020-21	21-18	7.9	4.5	2.1	27.9	CAREER	115-19	4.2	2.3	1.2	17.9	<ul style="list-style-type: none"> • Tallied double-figures in four of the last eight games • Has almost doubled her scoring output from last season (4.8 ppg > 7.9 ppg) • Recorded her first career double-double against UNF (10 points, 10 rebounds) • Eight of her 13 double-digit games have come this season • Teammate of Diamond DeShields as a freshman at Norcross
	GP-GS	PPG	RPG	APG	MPG																
2020-21	21-18	7.9	4.5	2.1	27.9																
CAREER	115-19	4.2	2.3	1.2	17.9																
14	 NYAYONGAH GONY Fr. F 6-4 LINCOLN, NEB. MAJOR: Communication Studies	<table border="1"> <thead> <tr><th></th><th>GP-GS</th><th>PPG</th><th>RPG</th><th>APG</th><th>MPG</th></tr> </thead> <tbody> <tr><td>2020-21</td><td>21-0</td><td>3.7</td><td>1.4</td><td>0.2</td><td>10.6</td></tr> <tr><td>CAREER</td><td>21-0</td><td>3.7</td><td>1.4</td><td>0.2</td><td>10.6</td></tr> </tbody> </table>		GP-GS	PPG	RPG	APG	MPG	2020-21	21-0	3.7	1.4	0.2	10.6	CAREER	21-0	3.7	1.4	0.2	10.6	<ul style="list-style-type: none"> • Knocked down a career-high three 3-pointers at Florida State (2/14) • Set a new career high in scoring against Syracuse (13 points) • No. 56 overall player in the class of 2020 according to espnW HoopGurtz • No. 13 player at her position according to espnW HoopGurtz • Sister, Nyagoa, plays basketball at Purdue
	GP-GS	PPG	RPG	APG	MPG																
2020-21	21-0	3.7	1.4	0.2	10.6																
CAREER	21-0	3.7	1.4	0.2	10.6																
20	 KELSEY MARSHALL Sr. G 5-9 DAVIE, FLA. MAJOR: Sports Administration	<table border="1"> <thead> <tr><th></th><th>GP-GS</th><th>PPG</th><th>RPG</th><th>APG</th><th>MPG</th></tr> </thead> <tbody> <tr><td>2020-21</td><td>21-19</td><td>13.2</td><td>2.9</td><td>1.8</td><td>28.5</td></tr> <tr><td>CAREER</td><td>116-68</td><td>9.8</td><td>2.4</td><td>1.8</td><td>24.3</td></tr> </tbody> </table>		GP-GS	PPG	RPG	APG	MPG	2020-21	21-19	13.2	2.9	1.8	28.5	CAREER	116-68	9.8	2.4	1.8	24.3	<ul style="list-style-type: none"> • Ranks second all-time in program history for career 3-pointers made (241) • Has posted 20-plus points in three games this season • Eclipsed the 1,000-point mark in her career at UNC (1/10) • Tallied the 50th double-digit outing of her career against FAU (12/3) • Older brother, Khyle, played at Butler and professionally in France
	GP-GS	PPG	RPG	APG	MPG																
2020-21	21-19	13.2	2.9	1.8	28.5																
CAREER	116-68	9.8	2.4	1.8	24.3																
23	 PAULA FRAILE RUIZ Fr. F 6-4 BARCELONA, SPAIN MAJOR: International Studies	<table border="1"> <thead> <tr><th></th><th>GP-GS</th><th>PPG</th><th>RPG</th><th>APG</th><th>MPG</th></tr> </thead> <tbody> <tr><td>2020-21</td><td>-</td><td>-</td><td>-</td><td>-</td><td>-</td></tr> <tr><td>CAREER</td><td>-</td><td>-</td><td>-</td><td>-</td><td>-</td></tr> </tbody> </table>		GP-GS	PPG	RPG	APG	MPG	2020-21	-	-	-	-	-	CAREER	-	-	-	-	-	<ul style="list-style-type: none"> • Played four seasons with Segle XXI in Barcelona, Spain • Competed at the FIBA U18 Women's European Championship - Division B • Helped Spain to a third-place finish at the 2016 FIBA U16 Women's European Championship - Division B games • Participated in the 2020 Basketball Without Borders Global Camp
	GP-GS	PPG	RPG	APG	MPG																
2020-21	-	-	-	-	-																
CAREER	-	-	-	-	-																
25	 KARLA ERJAVEC Jr. G 5-10 ZAGREB, CROATIA MAJOR: Exercise Physiology	<table border="1"> <thead> <tr><th></th><th>GP-GS</th><th>PPG</th><th>RPG</th><th>APG</th><th>MPG</th></tr> </thead> <tbody> <tr><td>2020-21</td><td>16-5</td><td>4.3</td><td>1.1</td><td>2.0</td><td>21.0</td></tr> <tr><td>CAREER</td><td>72-57</td><td>7.1</td><td>2.4</td><td>3.1</td><td>27.8</td></tr> </tbody> </table>		GP-GS	PPG	RPG	APG	MPG	2020-21	16-5	4.3	1.1	2.0	21.0	CAREER	72-57	7.1	2.4	3.1	27.8	<ul style="list-style-type: none"> • Posted a season-high 13 points at Georgia Tech (2/16) • Spent two seasons at Wyoming, starting 51 of 53 games played • Member of the U18 and U20 National Women's Team in Croatia • Played with Croatia at the FIBA Women's Eurobasket Qualifiers in Nov. 2020 • Both parents played professional basketball in Croatia
	GP-GS	PPG	RPG	APG	MPG																
2020-21	16-5	4.3	1.1	2.0	21.0																
CAREER	72-57	7.1	2.4	3.1	27.8																
35	 NAOMI MBANDU Jr. F 6-2 AMIENS, FRANCE MAJOR: Sports Administration	<table border="1"> <thead> <tr><th></th><th>GP-GS</th><th>PPG</th><th>RPG</th><th>APG</th><th>MPG</th></tr> </thead> <tbody> <tr><td>2020-21</td><td>21-15</td><td>8.0</td><td>4.7</td><td>1.6</td><td>25.7</td></tr> <tr><td>CAREER</td><td>21-15</td><td>8.0</td><td>4.7</td><td>1.6</td><td>25.7</td></tr> </tbody> </table>		GP-GS	PPG	RPG	APG	MPG	2020-21	21-15	8.0	4.7	1.6	25.7	CAREER	21-15	8.0	4.7	1.6	25.7	<ul style="list-style-type: none"> • Recorded first career double-double (17 pts, 11 reb) at Louisville (1/26) • No. 2 junior college prospect according to ASGR Basketball • Helped Gulf Coast to the NJCAA Division I national championship in 2019 • Represented France at 2019 FIBA U20 Women's European Championship • Former teammate of Kenza Salgues at Le Centre Fédéral de Basketball
	GP-GS	PPG	RPG	APG	MPG																
2020-21	21-15	8.0	4.7	1.6	25.7																
CAREER	21-15	8.0	4.7	1.6	25.7																
44	 SYDNEY ROBY So. C 6-3 MILWAUKEE, WIS. MAJOR: Sports Administration	<table border="1"> <thead> <tr><th></th><th>GP-GS</th><th>PPG</th><th>RPG</th><th>APG</th><th>MPG</th></tr> </thead> <tbody> <tr><td>2020-21</td><td>20-1</td><td>3.1</td><td>2.6</td><td>0.2</td><td>8.8</td></tr> <tr><td>CAREER</td><td>49-3</td><td>2.9</td><td>2.0</td><td>0.1</td><td>8.7</td></tr> </tbody> </table>		GP-GS	PPG	RPG	APG	MPG	2020-21	20-1	3.1	2.6	0.2	8.8	CAREER	49-3	2.9	2.0	0.1	8.7	<ul style="list-style-type: none"> • Has tallied a basket in 13 of 19 games this year • Earned her first start of the season against North Carolina (12/14) • Recorded a season-high seven points against Syracuse (12/10) • Mother, Essie, played professionally for the Virginia Wave of the WABA • Cousin, Ericka Haney, started on Notre Dame's 2001 national championship team
	GP-GS	PPG	RPG	APG	MPG																
2020-21	20-1	3.1	2.6	0.2	8.8																
CAREER	49-3	2.9	2.0	0.1	8.7																

HC 
KATIE MEIER
HEAD COACH
16TH SEASON
ALMA MATER: Duke

Career Record: 379-242 Miami Record: 303-197

- Guided the Canes to 10 straight postseasons
- 2011 AP National Coach of the Year
- Has coached 25 Canes to professional careers
- Four-year letterwinner at Duke

AHC 
OCTAVIA BLUE
ASSISTANT HEAD COACH
NINTH SEASON

AC 
FITZROY ANTHONY
ASSISTANT HEAD COACH
SIXTH SEASON


NELLE COBB
INTERIM HEAD COACH
SECOND SEASON