

2021 HURRICANES BASEBALL

# MEDIA GUIDE



# PRESEASON ALL-AMERICANS

**BEN WAGNER**  
RHP/UTILITY

**ADRIAN DEL CASTILLO**  
CATCHER

**ALEX TORAL**  
FIRST BASE

**JP GATES**  
LHP/UTILITY





## TABLE OF CONTENTS

### MEDIA INFORMATION

1	Table of Contents
2	Quick Facts
3	2021 Schedule
4	Athletics Communications, Creative & Marketing
5	Media Policies
6	University Administration
7-11	Athletics Administration

### 2021 MIAMI HURRICANES

13-14	Head Coach Gino DiMare
15	Associate Head Coach J.D. Arteaga
16	Assistant Coach Norberto Lopez
17	Assistant Coach Chris Dominguez
18-19	Strength and Support Staff

### 2021 MIAMI HURRICANES

21	A Look at the 2021 Miami Hurricanes
22	Numerical Roster
23	Alphabetical Roster
24-37	Student-Athlete Profiles

### MIAMI HURRICANES BASEBALL HISTORY

39	Baseball in South Florida: A Hurricane Tradition
40-41	Miami Skippers
42	Ron Fraser: The Wizard of College Baseball
43	Jim Morris: 25 Years of Excellence at The U
44	Yearly Records
45-76	All-Time Results
77-78	All-Time Series History
79-122	All-Time Series Results
123	All-Time NCAA Tournament History
124-125	College Baseball Hall of Fame Inductees
126-127	National Award Winners
128-130	Baseball All-Americans
131	Freshman All-Americans

### MIAMI HURRICANES BASEBALL HISTORY

132-33	All-ACC Selections
134	All-ACC Tournament Selections
135-136	Miami Baseball Retired Numbers
137-138	All-Time #ProCanes By Team
139-141	MLB Draft Picks & Signees
142-147	Canes All-Time Lettermen
148	Attendance History
149-150	University of Miami Sports Hall of Fame
151-155	Team Records
156-159	Individual Leaders - Batting
159-161	Individual Leaders - Pitching

## 2021 MIAMI BASEBALL MEDIA GUIDE

- **EDITOR:** David Villavicencio
- **LAYOUT:** David Villavicencio
- **EDITORIAL ASSISTANCE:** Camron Ghorbi, Alex Schwartz, Carter Toole, Kevin Ivany and previous members of the Miami communications staff
- **PHOTOGRAPHY:** JC Ridley, Richard Lewis
- **COVER & DESIGN:** James Karnib

# QUICK FACTS

## UNIVERSITY INFORMATION

Location	Coral Gables, Fla.
Enrollment	17,809
Founded	1925
Nickname	Hurricanes
Colors	Orange (PMS 1665), Green (PMS 3435) and White
President	Dr. Julio Frenk
Director of Athletics	Blake James
Faculty Athletics Representative	Dr. Marvin Dawkins
Conference	Atlantic Coast Conference
Stadium / Capacity	Alex Rodriguez Park at Mark Light Field / 3,771
Ticket Office Phone	1-800-GO-CANES
Website	HurricaneSports.com
Mailing Address	5821 San Amaro Drive, Coral Gables, FL 33146

Last NCAA Tournament Opponent	Mississippi State (2019)
College World Series Appearances	L, 5-2 - Starkville Regional
	2005
	(1974, 1978-82, 1984-86, 1988-89, 1992, 1994-99, 2001, 2003-04, 2006, 2008, 2015-16)

## TEAM INFORMATION

2020 Overall Record	12-4
Home/Away/Neutral	11-3 / 1-1 / 0-0
2020 ACC Record / Finish	3-0 / 1st Coastal
Letterwinners Returning / Lost	15 / 16
Newcomers	20 (12 freshmen / 6 JUCO transfers / 2 graduate transfers)

## 2021 HURRICANES

KEY RETURNERS	CL	POS	AVG	HR	RBI
Adrian Del Castillo	So.	C	.358	2	15
Alex Toral	Jr.	1B	.296	5	16
Anthony Vilar	So.	IF	.297	2	15
Gabe Rivera	Jr.	OF	.317	1	5
Tony Jenkins	Jr.	OF	.300	1	5

KEY RETURNERS	CL	POS	W-L	ERA	IP
JP Gates	So.	LHP	1-0	0.82	11.0
Carson Palmquist	Fr.	LHP	1-0	2.31	11.2
Jake Garland	Fr.	RHP	1-0	1.93	9.1
Alex McFarlane	Fr.	RHP	2-2	5.25	12.0

KEY LOSSES	POS	KEY STATS
Brian Van Belle ( <i>signed</i> )	RHP	2-0, 0.68 ERA, 38 K, 26.1 IP
Chris McMahon ( <i>draft</i> )	RHP	3-0, 1.05 ERA, 38 K, 25.2 IP
Slade Ceconci ( <i>draft</i> )	RHP	2-1, 3.80 ERA, 30, 21.1 IP
Freddy Zamora ( <i>draft</i> )	SS	.296, 12 2B, 6 HR, 13 SB in '19

KEY NEWCOMERS	CL	POS	B/T	HT	WT
Jake Smith	So.	RHP	R/R	6-5	190
Alejandro Rosario	Fr.	RHP	R/R	6-2	180
Yohandy Morales	Fr.	SS	R/R	6-4	185
Victor Mederos	Fr.	RHP	R/R	6-3	215
Ben Wanger	Gr.	RHP/UT	L/R	6-3	200

## COMMUNICATIONS

Associate Director / Communications (Primary)	David Villavicencio
Cell: 786-999-3739	Email: davidv@miami.edu
Sr. Associate AD / Communications & Digital Strategy	Carter Toole
Cell: 615-598-8540	Email: carter.toole@miami.edu
Assistant AD / Communications	Camron Ghorbi
Cell: 786-877-7329	Email: c.ghorbi@miami.edu
Associate Director / Communications	Alex Schwartz
Cell: 609-802-3674	Email: alexschwartz@miami.edu
Assistant Director / Communications	Megan Barnes
Cell: 630-651-8801	E-mail: meganbarnes@miami.edu
Assistant Director / Communications	Kevin Ivany
Cell: 305-389-6612	Email: ksi9@miami.edu
Assistant Director / Communications	Ashleigh Young
Cell: 786-423-1320	Email: ashleighyoung@miami.edu
Website	www.HurricaneSports.com
Twitter & Instagram	@MiamiHurricanes   @CanesBaseball
Facebook	/MiamiHurricanes   /CanesBaseball
Mailing Address	5821 San Amaro Drive, Coral Gables, FL 33146

## SOCIAL MEDIA ACCOUNTS

Official Athletics	Twitter: @MiamiHurricanes
	Facebook: /MiamiHurricanes
	Instagram: MiamiHurricanes
Official Baseball	Twitter: @CanesBaseball
	Facebook: /CanesBaseball
	Instagram: CanesBaseball
Blake James, Director of Athletics	Twitter: @CanesAllAccess
Miami Maniac	Twitter: @TheMiamiManiac
Sebastian the Ibis	Twitter: @UM_Sebastian

## ATHLETICS ADMINISTRATION

Director of Athletics	Blake James
Deputy AD/Chief Operating Officer/SWA	Jennifer Strawley
Deputy AD/Chief Financial Officer	Jason Layton
Sr. Associate AD/Academics Services	David Wyman
Sr. Associate AD/Administration	Renee Myles Payne
Sr. Associate AD/Communications & Digital Strategy	Carter Toole
Sr. Associate AD/Compliance	Craig Anderson
Associate AD/Development	Chris Cohen
Sr. Associate AD/Facilities & Event Operations	Tim Wise
Sr. Associate AD/Performance, Health & Wellness	Luis Feigenbaum
Sr. Associate AD/Student-Athlete Development	Shirelle Jackson
Associate AD/Alumni Programs	Rick Remmert
Associate AD/Athletic Training	Vinny Scavo
Associate AD/Business Operations	Matthew Smale
Associate AD/Facilities & Operations	Tom Ponietowicz
Associate AD/Internal Operations	David Case
Associate AD/Premium Seating & Corp. Development	Ben Creed
Associate AD/Sales & Service	Dan Boyd
Assistant AD/Academic Services	Demetres Darden
Assistant AD/Business Analytics	Alfred Vaca
Assistant AD/Business Operations	Julia Kincade
Assistant AD/Communications	Camron Ghorbi
Assistant AD/Compliance & Eligibility	Dan Raben
Assistant AD/Development	Alfonso Restrepo
Assistant AD/Digital Strategy	Tim Brogdon
Assistant AD/Marketing & Event Experience	Conrad Bradburn
Assistant AD/Production Services	Drew Thomas
Assistant AD/Ticket Operations	Holdyn Halperin
Assistant AD/Ticket Sales	Mackie Feierstein
Assistant AD/Video & Game Production	Kaylie Shannon
Assistant AD/Video Services	Andrew Rossetti

## COACHING STAFF & SUPPORT STAFF

Head Coach	Gino DiMare
Record at Miami	53-24 (third season)
Career Overall Record	53-24 (third season)
Associate Head Coach / Pitching	J.D. Artega
Assistant Coach / Recruiting Coordinator / Catchers	Norberto Lopez
Assistant Coach / Infielders	Chris Dominguez
Strength & Conditioning Coach	H.R. Powell
Director of Baseball Operations & Camps	Robert "G.M." McDaniel
Athletic Trainer	Brandon Platt
Staff Physical Therapist	Julian Rivera
Athletics Communications	David Villavicencio
Academics	Heather de la Osa
Marketing	Alejandro Rengifo
Office Assistants	Liliana Macias
	Mary Lou Rubin

## PROGRAM HISTORY

First Year of Baseball	1940
	(76th season, No program from 1941-45 due to WWII)
All-Time Record	2,652-1,106-18 (.702)
All-Time ACC Record	280-162-1 (.632)
National Championships	4 (1982, 1985, 1999, 2001)
NCAA Tournament Appearances	46 (1971, 1973-2016, 2019)
All-Time NCAA Tournament Record	194-101 (.658)



# 2021 SCHEDULE

DATE	OPPONENT	LOCATION	TIME
Feb. 19	at Florida	Gainesville, Fla.	3 p.m.
Feb. 20	at Florida	Gainesville, Fla.	1 p.m.
Feb. 21	at Florida	Gainesville, Fla.	1 p.m.
<b>FEB. 26</b>	<b>VIRGINIA TECH*</b>	<b>CORAL GABLES, FLA.</b>	<b>7 p.m.</b>
<b>FEB. 27</b>	<b>VIRGINIA TECH*</b>	<b>CORAL GABLES, FLA.</b>	<b>7 p.m.</b>
<b>FEB. 28</b>	<b>VIRGINIA TECH*</b>	<b>CORAL GABLES, FLA.</b>	<b>1 p.m.</b>
Mar. 5	at NC State*	Raleigh, N.C.	3 p.m.
Mar. 6	at NC State*	Raleigh, N.C.	2 p.m.
Mar. 7	at NC State*	Raleigh, N.C.	1 p.m.
<b>MAR. 9</b>	<b>FAU</b>	<b>CORAL GABLES, FLA.</b>	<b>6 p.m.</b>
<b>MAR. 12</b>	<b>WAKE FOREST*</b>	<b>CORAL GABLES, FLA.</b>	<b>7 p.m.</b>
<b>MAR. 13</b>	<b>WAKE FOREST*</b>	<b>CORAL GABLES, FLA.</b>	<b>6 p.m.</b>
<b>MAR. 14</b>	<b>WAKE FOREST*</b>	<b>CORAL GABLES, FLA.</b>	<b>1 p.m.</b>
Mar. 17	at FGCU	Fort Myers, Fla.	6:30 p.m.
<b>MAR. 19</b>	<b>FLORIDA STATE*</b>	<b>CORAL GABLES, FLA.</b>	<b>7 p.m.</b>
<b>MAR. 20</b>	<b>FLORIDA STATE*</b>	<b>CORAL GABLES, FLA.</b>	<b>7 p.m.</b>
<b>MAR. 21</b>	<b>FLORIDA STATE*</b>	<b>CORAL GABLES, FLA.</b>	<b>1 p.m.</b>
Mar. 23	at FAU	Boca Raton, Fla.	6:30 p.m.
Mar. 26	at Virginia*	Charlottesville, Va.	4 p.m.
Mar. 27	at Virginia*	Charlottesville, Va.	1 p.m.
Mar. 28	at Virginia*	Charlottesville, Va.	1 p.m.
<b>MAR. 31</b>	<b>FIU</b>	<b>CORAL GABLES, FLA.</b>	<b>6 p.m.</b>
<b>APR. 2</b>	<b>DUKE*</b>	<b>CORAL GABLES, FLA.</b>	<b>7 p.m.</b>
<b>APR. 3</b>	<b>DUKE*</b>	<b>CORAL GABLES, FLA.</b>	<b>7 p.m.</b>
<b>APR. 4</b>	<b>DUKE*</b>	<b>CORAL GABLES, FLA.</b>	<b>1 p.m.</b>
Apr. 7	at FIU	Miami, Fla.	7 p.m.
Apr. 9	at Pittsburgh*	Pittsburgh, Pa.	3 p.m.
Apr. 10	at Pittsburgh*	Pittsburgh, Pa.	3 p.m.
Apr. 11	at Pittsburgh*	Pittsburgh, Pa.	1 p.m.
<b>APR. 14</b>	<b>FGCU</b>	<b>CORAL GABLES, FLA.</b>	<b>6 p.m.</b>
<b>APR. 16</b>	<b>CLEMSON*</b>	<b>CORAL GABLES, FLA.</b>	<b>7 p.m.</b>
<b>APR. 17</b>	<b>CLEMSON*</b>	<b>CORAL GABLES, FLA.</b>	<b>6 p.m.</b>
<b>APR. 18</b>	<b>CLEMSON*</b>	<b>CORAL GABLES, FLA.</b>	<b>12 p.m.</b>
<b>APR. 21</b>	<b>FGCU</b>	<b>CORAL GABLES, FLA.</b>	<b>6 p.m.</b>
Apr. 23	at North Carolina*	Chapel Hill, N.C.	6 p.m.
Apr. 24	at North Carolina*	Chapel Hill, N.C.	2 p.m.
Apr. 25	at North Carolina*	Chapel Hill, N.C.	12 p.m.
Apr. 30	at Boston College*	Chestnut Hill, Ma.	7 p.m.
May 1	at Boston College*	Chestnut Hill, Ma.	3 p.m.
May 2	at Boston College*	Chestnut Hill, Ma.	1 p.m.
<b>MAY 7</b>	<b>APPALACHIAN STATE</b>	<b>CORAL GABLES, FLA.</b>	<b>7 p.m.</b>
<b>MAY 8</b>	<b>APPALACHIAN STATE</b>	<b>CORAL GABLES, FLA.</b>	<b>7 p.m.</b>
<b>MAY 9</b>	<b>APPALACHIAN STATE</b>	<b>CORAL GABLES, FLA.</b>	<b>1 p.m.</b>
<b>MAY 14</b>	<b>GEORGIA TECH*</b>	<b>CORAL GABLES, FLA.</b>	<b>7 p.m.</b>
<b>MAY 15</b>	<b>GEORGIA TECH*</b>	<b>CORAL GABLES, FLA.</b>	<b>7 p.m.</b>
<b>MAY 16</b>	<b>GEORGIA TECH*</b>	<b>CORAL GABLES, FLA.</b>	<b>1 p.m.</b>
<b>MAY 18</b>	<b>FAU</b>	<b>CORAL GABLES, FLA.</b>	<b>6 p.m.</b>
May 20	at Louisville*	Louisville, Ky.	6 p.m.
May 21	at Louisville*	Louisville, Ky.	6 p.m.
May 22	at Louisville*	Louisville, Ky.	1 p.m.
May 25-30	ACC Tournament	TBA	TBA

**BOLD CAPS** - home game, played at Alex Rodriguez Park at Mark Light Field in Coral Gables, Fla.

\* - ACC game

*All times Eastern and subject to change*

# ATHLETICS COMM., CREATIVE & MARKETING

## SENIOR STAFF

### JASON LAYTON

#### DEPUTY AD / CFO

Alma Mater: St. Leo, 1999      Twitter: @laytonjason  
Office: 305-284-3231      Cell: 786-570-2637  
E-mail: jlayton@miami.edu

### CARTER TOOLE

#### SENIOR ASSOCIATE AD / COMM. & DIGITAL STRATEGY

Alma Mater: North Carolina, 1995      Twitter: @CanesCarter  
Office: 305-284-3245      Cell: 615-598-8540  
E-mail: carter.toole@miami.edu

## COMMUNICATIONS STAFF

### CAMRON GHORBI

#### ASSISTANT AD / COMMUNICATIONS & CONTENT

FOOTBALL<sup>1</sup>, SWIMMING & DIVING  
Alma Mater: Miami, 2011      Twitter: @CamronGhorbi  
Office: 305-284-3230      Cell: 786-877-7329  
E-mail: c.ghorbi@miami.edu

### ALEX SCHWARTZ

#### ASSOCIATE DIRECTOR / COMMUNICATIONS

MEN'S BASKETBALL, WOMEN'S TENNIS  
Alma Mater: Miami, 2013      Twitter: @AlexJSchwartz  
Office: 305-284-3249      Cell: 609-802-3674  
E-mail: alexschwartz@miami.edu

### DAVID VILLAVICENCIO

#### ASSOCIATE DIRECTOR / COMMUNICATIONS

BASEBALL, FOOTBALL<sup>2</sup>  
Alma Mater: Miami, 2009      Twitter: @dvillavicencio6  
Office: 305-284-3244      Cell: 786-999-3739  
E-mail: davidv@miami.edu

### MEGAN BARNES

#### ASSOCIATE DIRECTOR / COMMUNICATIONS

WOMEN'S BASKETBALL, ROWING  
Alma Mater: Missouri, 2017      Twitter: @MegBarnes3  
Office: 305-284-3249      Cell: 630-651-8801  
E-mail: meganbarnes@miami.edu

### KEVIN IVANY

#### ASSISTANT DIRECTOR / COMMUNICATIONS

GOLF, SOCCER, MEN'S TENNIS  
Alma Mater: Ithaca, 2016  
Office: 305-284-2972      Cell: 305-389-6612  
E-mail: ksi9@miami.edu

### ASHLEIGH YOUNG

#### ASSISTANT DIRECTOR / COMMUNICATIONS

CROSS COUNTRY, TRACK & FIELD, VOLLEYBALL  
Alma Mater: Oklahoma State, 2016      Twitter: @ashleighyoungq  
E-mail: ashleigh.young@miami.edu      Cell: 786-423-1320

### CHRISTY CABRERA CHIRINOS

#### SENIOR EDITOR

Alma Mater: Miami      Twitter: @ChristyChirinos  
E-mail: cchirinos@miami.edu

## CREATIVE SERVICES STAFF

### TIM BROGDON

#### ASSISTANT AD / DIGITAL STRATEGY

Alma Mater: Colorado State, 2012      Twitter: @timdanbrog  
Office: 305-284-1736      E-mail: tbrogdon@miami.edu

### LEO RAMOS

#### DIRECTOR / BRAND MARKETING

Alma Mater: Miami, 2012  
Office: 305-284-3238      E-mail: lramos1@miami.edu

### AUSTIN SAPIN

#### ASSISTANT DIRECTOR / DIGITAL STRATEGY

Alma Mater: Miami, 2017      Twitter: @AustinSapin  
E-mail: a.sapin@umiami.edu

### TESSA MORTENSEN

#### ASSISTANT DIRECTOR / DIGITAL STRATEGY

Alma Mater: FGCU, 2016      Twitter: @tessamort  
E-mail: tmortensen@miami.edu

### KEVIN ORTIZ

#### SENIOR GRAPHIC DESIGNER

Alma Mater: Puerto Rico-Carolina, 2015      Twitter: @openartz  
E-mail: kevin.ortiz@miami.edu

### KYLE STOPPERAN

#### SENIOR DESIGNER OF ANIMATION

Alma Mater: Colorado State, 2001      Twitter: @KyleStopperan  
E-mail: kstopperan@miami.edu

### BRADLEY AMUS

#### SENIOR ATHLETICS VIDEO PRODUCER

Alma Mater: TCU, 2017      Twitter: @Bradley\_Amus  
Office: 305-284-9816      E-mail: b.amus@miami.edu

### JIMMIE NELSON

#### ATHLETICS VIDEO PRODUCER

Alma Mater: USF, 2013      Twitter: @KingNelsonIV  
Office: 305-284-9816      E-mail: jnelson4@miami.edu

### DAVID PAULA

#### ATHLETICS VIDEO PRODUCER

Alma Mater: Florida, 2016      Twitter: @D\_Paula12  
Office: 305-284-9816      E-mail: dpaula@miami.edu

## MARKETING & PRODUCTION

## SERVICES STAFF

### CONRAD BRADBURN

#### ASSISTANT AD / MARKETING & EVENT EXPERIENCE

Alma Mater: Florida State, 2003  
Office: 305-284-2678      E-mail: cbradburn@miami.edu

### ALEJANDRO RENGIFO

#### ASSOCIATE DIRECTOR / MARKETING

Alma Mater: Miami, 2012      Twitter: @a\_rengifo1  
Office: 305-284-3242      E-mail: a.rengifo@miami.edu

### DANIELLE WHITE

#### ASSOCIATE DIRECTOR / MARKETING

Alma Mater: UCF, 2014      Twitter: @danielle\_white  
Office: 305-284-3382      E-mail: dnwhite@miami.edu

### KAYLIE SHANNON

#### ASSISTANT AD / VIDEO & GAME PRODUCTION

Alma Mater: Marquette, 2007  
Office: 305-284-3087      E-mail: kshannon@miami.edu



# MEDIA POLICIES

Media operations for University of Miami baseball games at Alex Rodriguez Park at Mark Light Field will be altered this season as a result of the COVID-19 pandemic. These guidelines are prepared in conjunction with the University of Miami and the Atlantic Coast Conference for the safety of all involved and may be adjusted based on the latest protocols. If there any changes to the below protocols, the Miami athletics communications office will send out an update and post the adjusted policies.

## MEDIA CREDENTIALS

There are no season credentials for 2020-21. Due to limited space in the press box and social distancing protocols, there will be no designated media seating area for the regular season inside Alex Rodriguez Park at Mark Light Field. Credentials for broadcasters will be distributed on a single-game basis only. Broadcasters may pick up their single-game credential at the box office window at the front of Alex Rodriguez Park.

## UNAUTHORIZED CREDENTIAL USE

Credentials will be issued to approved broadcasters only. Media credentials are not transferable and use by anyone other than the broadcaster who was issued the original credential is unauthorized. Media credentials used in an unauthorized manner will be revoked immediately. Anyone allowing unauthorized individuals to use credentials will have their credentials revoked for the remainder of the year.

## HEALTH AND SAFETY PROTOCOLS

Temperature checks will be administered on-site at Alex Rodriguez Park and individuals must affirm that they do not feel ill or have been in contact with an individual who has the COVID-19 virus, among other items in the short form to be completed. Temperature and symptom screenings will take place at the Tommy Adams Main Entrance.

A mask must be worn at all times on the stadium grounds and in the broadcast location. Media representatives must bring their own mask that fully covers their nose and mouth, plus any other personal protective equipment they wish to use.

All media will be required to enter Alex Rodriguez Park through the Main Entrance and must proceed immediately to their assigned broadcast location.

## COVERING THE HURRICANES

Interview requests for Miami baseball student-athletes and coaches must be submitted to associate director of athletics communications David Villavicencio ([davidv@miami.edu](mailto:davidv@miami.edu)) in all instances. Villavicencio and the Miami communications staff will make every effort to schedule a time to accommodate those requests, based on time constraints and academic/meeting obligations.

## PHOTOGRAPHERS

There will be no photographer credentials issues to outside entities for the 2021 season. The University of Miami will have photographers covering every home game in 2021 and will provide images for the media to access and use via a Box link. All photographs are property of the University of Miami and must be properly credited if used.

## VIDEOGRAPHERS

There will be no videographer credentials issues to outside entities for the 2021 season. The University of Miami will have video highlights uploaded to a Box link following the conclusion of the game. The use of ACC game highlights provided through the Box link remain subject to those restrictions outlined in the ACC News Access Guidelines.

## RADIO

Radio crews will be allowed to broadcast from Alex Rodriguez Park at Mark Light Field for the 2021 season. The designated location for radio crews this season will be in the outdoor section of the Mark Light Field Press Box. Radio crews will be asked to follow the guidelines noted above, entering through the Alex Rodriguez Park Main Entrance and are asked to proceed directly to their designated location. All radio personnel will be required to wear a mask at all times, unless it is one individual alone in the booth.

## PARKING

Parking is available in the lots adjacent to Alex Rodriguez Park, as well as on the street, via the PayByPhone app. There are no parking passes for Miami baseball games.

## GAME NOTES/STATISTICS

Game notes and statistics will be available online; there will be no printed copies provided in the press box. Live statistics will be available during the event online on [MiamiHurricanes.com](http://MiamiHurricanes.com), the Miami Hurricanes mobile app and [miami.statbroadcast.com](http://miami.statbroadcast.com). A PDF of the final statistics will be posted postgame on [MiamiHurricanes.com](http://MiamiHurricanes.com).

## REFRESHMENTS/FOOD

There will no longer be drinks or milkshake vouchers provided in the press area at Alex Rodriguez Park this year. Credentialed broadcasters will be allowed to bring outside food and drink into the stadium, but will be required to eat the food at their assigned seat.

## SCOUTS

Professional scouts may request credentials and are permitted to attend games. Approved individuals will be assigned a designated section and row to sit in. Scouts will be required to follow all of the same protocols as media members.

## POSTGAME INTERVIEWS

All postgame interviews will be conducted through Zoom. Head coach Gino DiMare and select student-athletes will be available as soon as possible following games for home games. Links for the video conference will be provided to approved media who request access from David Villavicencio ([davidv@miami.edu](mailto:davidv@miami.edu)) prior to first pitch.

Should the visiting team decide to conduct a postgame press conference, a Zoom link will be distributed accordingly to approved media who request access.

Miami will not hold any postgame press conferences for road games in the 2021 season.

## ARCHIVING OF EVENT AUDIO/VIDEO

It is not permissible for any non-rights holder to post, place, broadcast, or make available in any other way, audio or video event content that exceeds three (3) minutes in length. Events are defined as varsity contests, press conferences and any other group media availability. Archiving may not begin until the conclusion of the entire event. It is not permissible to reuse or post any video produced and/or owned by the University of Miami athletics department without the consent of the University.

## QUESTIONS?

Please contact David Villavicencio via email at [davidv@miami.edu](mailto:davidv@miami.edu) or by phone at 786-999-3739 with any questions about the University of Miami baseball team.

# UNIVERSITY ADMINISTRATION



**DR. JULIO FRENK**  
**UNIVERSITY PRESIDENT**  
UNIVERSIDAD NACIONAL  
AUTÓNOMA DE MÉXICO, 1979

A fourth-generation physician whose paternal grandparents fled Germany in the early 1930s to build a new life in Mexico, Julio Frenk catalyzed his deep gratitude for the kindness of strangers into a lifelong mission to improve the health, education, and well-being of people around the world.

Dr. Frenk became the sixth president of the University of Miami in August of 2015. He also holds academic appointments as Professor of Public Health Sciences at the Leonard M. Miller School of Medicine and as Professor of Health Sector Management and Policy at the School of Business Administration.

Prior to joining the University of Miami, he was the dean of the Harvard T.H. Chan School of Public Health and the T & G Angelopoulos Professor of Public Health and International Development, a joint appointment with the Harvard Kennedy School of Government.

Julio Frenk served as the Minister of Health of Mexico from 2000 to 2006. There he pursued an ambitious agenda to reform the nation's health system and introduced a program of comprehensive universal coverage, known as Seguro Popular, which expanded access to health care for more than 55 million previously uninsured Mexicans.

He was the founding director-general of the National Institute of Public Health in Mexico, one of the leading institutions of his kind in the developing world. He also served as executive director in charge of Evidence and Information for Policy at the World Health Organization and as senior fellow in the global health program of the Bill & Melinda Gates Foundation, among other leadership positions.

Dr. Frenk holds a medical degree from the National University of Mexico, as well as a master of public health and a joint Ph.D. in Medical Care Organization and in Sociology from the University of Michigan. He has received honorary degrees from seven universities.

His scholarly production, which includes over 160 articles in academic journals, as well as many books and book chapters, has been cited more than 15,000 times. In addition, he has written three best-selling novels for youngsters explaining the functions of the human body.

He is a member of the American Academy of Arts and Sciences, the U.S. National Academy of Medicine, and the National Academy of Medicine of Mexico. He serves on the boards of the United Nations Foundation and the Robert Wood Johnson Foundation. He has received numerous recognitions, including the Clinton Global Citizen Award for changing the way practitioners and policy makers across the world think about health, the Bouchet Medal for Outstanding Leadership presented by Yale University for promoting diversity in graduate education, and the Welch-Rose Award for Distinguished Service from the Association of Schools and Programs of Public Health.



**DR. MARVIN DAWKINS**  
**FACULTY REPRESENTATIVE**  
EDWARD WATERS, 1970

Dr. Marvin Dawkins, a distinguished professor in the Department of Sociology at the University of Miami, is in his seventh year as the Faculty Athletics Representative. He was named to the post in April 2012, replacing Clyde McCoy after his 17 years of service in that role.

In his FAR post, Dawkins is responsible for ensuring the academic integrity of students participating in University athletic programs and helping to oversee institutional control of the Department of Athletics. The Faculty Athletics Representative serves as a liaison between the University and the athletic department. This individual is the University's voting delegate to the ACC and represents UM with the NCAA and ACC.

Dawkins received his doctorate from Florida State and completed his postdoctoral research fellowships at Howard University and The Johns Hopkins University. He previously served on the faculties of the University of Maryland, Old Dominion University and the University of Wisconsin-Parkside.

His research focuses on issues of race and social equity in such areas as education, career aspirations and mobility, substance abuse prevention, and sports. He has published widely in these areas, including his most recent article titled "Race and Pathways to Power in the National Football League" (with Jomills H. Braddock and Erica Smith), which appears in *American Behavioral Scientist* (2012).

His research on golf includes book chapters, scholarly articles, and the book *African American Golfers During the Jim Crow Era* (Praeger 2000), coauthored with Graham C. Kinloch. Dawkins was recently appointed to the United States Golf Association Museum Committee and is currently completing a study on the media treatment of black golfers from the Jim Crow era to the present.



# ATHLETICS ADMINISTRATION



**BLAKE JAMES**  
**DIRECTOR OF ATHLETICS**  
MINNESOTA STATE-MANKATO, 1992

Since taking over as the University of Miami's Director of Athletics in 2013, Blake James has transformed The U, spearheading significant advances in all aspects of the department, including postseason appearances, student-athlete support, facility upgrades, ticket sales, broadcast capabilities and academic achievement.

Miami's recent success continues to garner both James and UM national recognition. This past summer, James concluded a two-year term as Chair of the NCAA Division I Council, the group responsible for the day-to-day decision-making for all of Division I Athletics. This year he was one of five nominees for the 2019 SportsBusiness Journal Athletic Director of the Year. In 2017, James was selected as one of four Division I recipients of the 2016-17 Under Armour Athletic Director of the Year award from the National Association of Collegiate Directors of Athletics (NACDA).

In the most recent academic year, Miami continued to achieve excellence both on and off the field. Hurricane student-athletes earned four Atlantic Coast Conference Player of the Year honors, 68 All-ACC selections, 11 individual ACC titles and 35 All-America accolades. Two Hurricanes captured individual NCAA championships – Michelle Athlerley in the women's indoor pentathlon and Estela Perez-Somarriva in women's tennis. Two UM divers – David Dinsmore and Briadam Herrera – placed second at the NCAA Championships. Miami has now captured five NCAA individual championships, six ACC team titles and 62 individual ACC titles since James became Director of Athletics.

James has always placed a strong emphasis on academics and community outreach during his six-plus years as Miami's Director of Athletics. A record 200 UM student-athletes made the 2017-18 ACC Honor Roll. In the most recent Graduation Success Rate figures released by the NCAA, Miami student-athletes posted a GSR mark of 90 percent. Nine programs were recognized for perfect single-year scores of 1,000 in the 2017-18 Academic Progress Report (APR). In addition, six of those programs – men's and women's cross country, golf, men's and women's tennis and volleyball – earned perfect multi-year scores of 1,000 for the four-year period from 2014-15 to 2017-18.

In 2018, Hurricane student-athletes ranked first among all Division I schools in the NCAA Team Works Helper Helper Community Service Competition and posted another Top 10 finish in 2019 – logging more than 3,600 hours of service.

On the development front, the Hurricane Club continues to support UM's student-athletes and coaches in record numbers. The Hurricane Club raised more than \$16 million in 2018-19 and now boasts a record 12,500 members, an increase of 140 percent since 2010. Philanthropic annual fund gifts increased to \$5.9 million in 2018-19 and the Hurricane Club secured 10 seven-figure leadership gifts.

In August 2018, the new, state-of-the-art Carol Soffer Indoor Practice Facility opened for use. The \$40-plus million facility encompasses not just indoor practice fields for football, but also new football coaches offices, new football reception and recruiting areas, weight room renovations and new coaches offices for golf, rowing, soccer and volleyball.

During James' tenure, Miami has completed several other facility enhancements, including the opening of the Schwartz Center for Athletic Excellence; the completion of the student-

athlete training table, fueling station and dining hall; new artificial and natural playing surfaces and lights on the Greentree Practice Fields; a center-hung scoreboard inside the Watsco Center; renovations to the men's and women's basketball offices at Watsco Center; renovations to the Hecht Athletic Center; and a new videoboard for the Neil Schiff Tennis Center.

In 2018, UM set a record for season tickets at Hard Rock Stadium (46,738) and also posted the school's highest average attendance at Hard Rock Stadium (61,469). Since James took over as athletic director, football season ticket sales have increased 101 percent. From 2015-18, men's basketball tickets sold out for three consecutive seasons for the first time in school history.

In addition, Miami has built its broadcast, communications and marketing departments into one of the nation's leaders in digital media and video production. Miami has continually ranked at the top of the conference in number of live ACC Network Extra broadcasts each year as it gears up for the launch of the new ACC Network, which debuts in August. James was also instrumental in helping Miami strike one of the largest apparel deals in the country with adidas.

Prior to being named AD, James served Miami Athletics in the roles of Interim AD and Senior Associate AD for Development and Ticket Operations, where he oversaw the day-to-day operations of development, ticket sales and ticket operations. He also was a member of the Hurricanes' senior staff and provided sport supervision.

James returned to UM after spending seven years at the University of Maine, where he first served as Senior Associate Athletic Director before serving as Director of Athletics from 2005 to 2010. During his tenure at Maine, athletics experienced tremendous success, including three trips to the Frozen Four for the men's ice hockey program and NCAA playoff berths for football, baseball (two), women's basketball and softball. James implemented a comprehensive \$17 million facility improvement plan at Maine, which included an indoor practice facility and numerous other facility upgrades and renovations. Academically, the program flourished, earning the conference academic cup twice and student-athletes maintaining a 3.0 GPA or above.

Prior to his stint at Maine, James worked in athletic development at Providence College, where he established the "Friars Forever" campaign and the Friar Athletic Fund.

James is no stranger to South Florida, beginning his athletic career with UM, working in ticket sales, corporate sales and athletic development. In 1995, he was hired as Miami's Director of Ticket Sales, serving in that capacity until 1997, when he was named an athletic development officer at the University of Nebraska. He returned to Miami in 1998 as the Director of Major Gifts and Corporate Sales and was promoted to the Director of Athletic Development at Miami in 2000 before moving on to Providence in 2002.

James graduated from Minnesota State University - Mankato with a Bachelor's degree in Marketing in 1992, and later received his Master's degree in Sports Administration from St. Thomas University in 1994. He and his wife, Kelly, have two children -- daughter, Haley, and son, Ryan.

# ATHLETICS ADMINISTRATION

**JENNIFER STRAWLEY**  
DEPUTY AD / CHIEF  
OPERATING OFFICER  
PENNSYLVANIA, 1998



Jennifer Strawley joined the University of Miami on June 18, 2012 and currently serves as Deputy Director of Athletics and Chief Operating Officer. She is also the department's Senior Woman Administrator.

Serving as the second-in-command, Strawley provides strategic direction for the department and assists the Director of Athletics with the day-to-day operations. She is the sport administrator for football, women's basketball and women's tennis. Strawley leads the department's strategic planning initiatives, policy development and implementation, coordination of department and coaches meetings and gender equity and inclusion initiatives. She oversees the areas of human resources, sports medicine, academic services, equipment / Adidas, video services and student-athlete development, as well as serves as a liaison to various campus groups, the ACC and the NCAA.

Strawley played a key role in the hiring of head football coach Mark Richt, serving on the selection committee. In addition, she was instrumental in the development of Miami's annual Celebration of Women's Athletics recognizing the achievements of Miami's female student-athletes while raising money to support women's athletics.

Actively engaged in intercollegiate athletics nationally, Strawley has served on various committees within the NCAA and the ACC. She currently serves on the ACC Television Committee, the ACC Women's Basketball foresight committee, the ACC Equity Committee, the ACC Infractions and Sportsmanship Review Committee, the ACC Football Schedulers Group, and the NCAA Division I Women's Basketball Oversight Committee. She also serves on the board of directors for Women's Leaders in College Sports and the Women's Basketball Coaches Association.

Prior to UM, Strawley concluded her second tour with the NCAA as the Director of Academic and Membership Affairs. In this role, Strawley was instrumental in providing leadership in the areas of academic governance and development of academic policy. Strawley served on the senior management team and was involved in a variety of other internal operations.

Strawley rejoined the NCAA after serving as the Associate Athletics Director for Intercollegiate Sport Programs and Senior Woman Administrator at Columbia University from 2007-10. While at Columbia, she oversaw numerous varsity sport programs including football and was the athletics program liaison for gender equity and diversity initiatives. Strawley was a member of the department's Executive Management Team.

Prior to her tenure at Columbia, Strawley was the Director of Membership Services and Student-Athlete Reinstatement at the NCAA. In this role, she provided oversight of the student-athlete reinstatement process and was instrumental in the implementation of the student first philosophy. Strawley served as a liaison to numerous NCAA committees and task forces, including the NCAA Divisions I, II and III Student-Athlete Reinstatement Committees and the NCAA Olympic Sports Liaison Committee.

Strawley first joined the NCAA in 1998 as an enforcement services intern. She is a 1998 graduate of the University of Pennsylvania where she earned her Bachelor of Arts degree in history. During her time at Pennsylvania, she was a two-year captain for the Quakers' softball team. Strawley was inducted into the William Tennent High School Hall of Fame in of 2014.

**JASON LAYTON**  
DEPUTY AD / CHIEF  
FINANCIAL OFFICER  
SAINT LEO, 1999



Jason Layton serves as the University of Miami Deputy Director of Athletics and Chief Financial Officer, a position he took over in August 2017. He initially joined Miami in December 2014 as the Senior Associate Athletics Director for Communications and Sales.

In his current position, Layton is responsible for managing the department's business office, marketing, digital strategies, communications, ticket sales, ticket operations, client experience, video production and broadcast departments.

Additionally, Layton has oversight of all departmental licensing matters, Hurricane Sports Properties, serves as the department ACC Network liaison and is the sport administrator for men's basketball.

Since his arrival, Miami has seen exceptional growth in ticket sales and video production services in both content and broadcast with ESPN and the newly formed ACC Network.

Under his watch, Miami has seen an increased level of season ticket sales in football and men's basketball. Under Layton's guidance, Miami saw an unprecedented growth in football attendance during the 2016 season, as the Hurricanes totaled 42,000 season ticket holders and averaged 58,572 fans per game – the 27th-highest total in the nation and leader among all Power Five schools in percentage increase on a year-to-year basis (23 percent).

In addition, Miami sold out its entire 2015-16 and 2016-17 men's basketball season ticket allotment, marking the first time in Hurricane Athletics history that a team has sold out its entire season ticket allotment in back-to-back seasons.

Layton also serves as the primary contact for ESPN with the recent launch of the ACC Network, first in digital format in August 2016 and building to the linear network in fall of 2019. Since 2015, Miami has produced over 200 live events on ESPN3/ACC Network Extra – a figure that ranks near the top of all ACC schools.

Layton, a Florida native, arrived in Miami after spending the 2013 and 2014 seasons at Colorado State University where he served as the department's Senior Associate Athletics Director for Sales and Marketing. During his time in Fort Collins, Colo., Layton's ticket sales plans drove double-digit increases in football, volleyball, men's basketball and women's basketball revenue and tickets sold.

Before his arrival at Colorado State, Layton spent 13 years with the Tampa Bay Buccaneers. In his 13 years with the club, he handled a variety of responsibilities from sales, marketing, ticketing and luxury suite operations to advertising, accounting, finance and purchasing. Layton began his career with the Buccaneers as a customer service representative in 1999 before elevating to the role of Senior Director of Business Administration in 2011. Layton received his bachelor's and master's degrees from Saint Leo University in Saint Leo, Fla.

# ATHLETICS ADMINISTRATION



**DAVID WYMAN**  
**SENIOR ASSOCIATE AD**  
**ACADEMIC SERVICES**  
FLORIDA A&M, 1994

"When you do the right things, the right things happen."

David Wyman has empowered over 2,000 student-athletes with his signature creed. Now in his 23rd year, Wyman has advised and mentored a diverse population of student-athletes to become skilled professionals in many different careers.

Wyman is the Senior Associate Athletic Director for Academic Services at the University of Miami, a position he was promoted to in August 2017. Wyman is also the sport administrator for Miami's volleyball program.

He began his own career as an intern, and was quickly promoted to the full-time staff after working just two months in the academic services division. Wyman became the assistant director two years later, supervising the tutorial program and advising both the football and men's basketball teams. He was then promoted to associate director, taking on the responsibility of coordinating the NCAA eligibility certification for all 400 student-athletes.

Since 2004, Wyman has managed the Division of Athletic Academic Services, currently leading a staff of eight full-time professionals. Under his leadership, the department and sport programs have gained national recognition and honors for continued growth in both academic progress rates (APR) and graduation success.

A 2016 inductee to the Iron Arrow Society, Wyman has helped guide the football team to a pair AFCA Academic Achievement Awards for graduating 100 percent of student-athletes in the freshman classes of 2002 and 2009.

Wyman is a 1994 graduate of Florida A&M with a bachelor's degree in accounting. He earned a master's degree in sports administration from St. Thomas University in 1995. Born in Staten Island, N.Y., he is married to Jewyll, and the couple has three daughters: Rebecca, Dominique and Sarah. Wyman has been a Big Brother in the Miami-Dade Big Brother/Big Sister Organization and is also a member of Omicron Delta Kappa, The National Leadership Honor Society and the National Association of Academic Advisors for Athletics.



**RENAE MYLES PAYNE**  
**SENIOR ASSOCIATE AD**  
**ADMINISTRATION**  
SOUTHERN MISS, 1997

Miami Athletics announced Oct. 10, 2019 the hiring of Dr. Renae Myles Payne as the department's new Senior Associate Athletic Director, Administration.

Myles Payne, who reports to the Deputy Athletic Director/Chief Operating Officer, will be responsible for the direct oversight, policy development, budget and personnel management of video services, equipment, swimming and diving and golf. She will also provide oversight and leadership to all aspects of sports administration within the department including game contracts, budgets, scheduling, team rules.

In addition, Myles Payne is responsible for oversight and development of department policies and procedures. She will provide leadership for development and implementation of the strategic plan, as well as leadership and management of inclusion and diversity initiatives.

Myles Payne, who boasts 20 years of experience in college athletics, comes to UM from Winthrop University, where she served as Senior Associate AD for Internal Operations and Senior Woman Administrator for three years. Prior to her stint at Winthrop, she worked at the University of Connecticut, University of Pittsburgh, San Jose State, Delaware State, Southwest Baptist and Alabama A&M.

This past July, Myles Payne received the NCAA Division I 2019 Administrator of the Year Award from Women Leaders in College Sports. She was recently a member of the NCAA Committee on Academics and served on the Data Review Subcommittee. She is on the Board of Directors of the Minority Opportunities Athletic Association (MOAA) and is the chair of the Symposium Committee. Myles Payne is a regular presenter at MOAA and the College Athletics Business Management Association (CABMA) at the National Association of Collegiate Directors of Athletics (NACDA) conventions. She is a member of Women Leaders in College Sports and a proud member of Sigma Gamma Rho Sorority, Inc.

Myles Payne completed the NCAA Leadership Institute for Ethnic Minority Males & Females and the Women Leaders in College Sports Mentoring Institute in 2009, NACDA Mentoring Institute (2009 and 2014), Sport Management Institute (2011), the 1A Athletic Directors' Association Institute (2011, 2012, 2013), Executive PREP Advisory Program (2012), Collegiate Athletics Leadership Symposium (2012 and 2013) and Leadership Huntsville (2015). She is also a certified facilitator of True Colors Personal Success Assessments.

Myles Payne, a native of Clarksdale, Miss., graduated from the University of Southern Mississippi in 1997, where she also competed in track and field. She received her M.Ed. in Sports Administration in 2000 from Northwestern State and her Ed.D. in Higher Education Administration from Pittsburgh in 2005.

# ATHLETICS ADMINISTRATION



**CARTER TOOLE**  
**SENIOR ASSOCIATE AD**  
**COMMUNICATIONS &**  
**DIGITAL STRATEGY**  
NORTH CAROLINA, 1995

Carter Toole serves as the Senior Associate Athletic Director for Communications and Digital Strategy at the University of Miami. He joined the Hurricanes as an Associate AD in November 2016 and was promoted to his current role in August 2017.

Toole oversees UM's communications, digital, graphics and video content departments, as well as assisting with publicity for the football program and head football coach Manny Diaz. He also serves as the sport administrator for the women's tennis program. Miami's communications staff won its first Football Writers Association of America Super 11 Award in 2018.

Toole previously co-owned a Nashville-based marketing agency, Wheelhouse Marketing Advisors, which was acquired by a local technology firm (Atiba) at the end of 2015. Before launching Wheelhouse he served as Vice President, Digital, at another Nashville firm, January & Associates.

Prior to entering the agency business, Toole worked in the National Football League for nine seasons with four teams. After public relations stints with the Green Bay Packers, Tennessee Titans and Tampa Bay Buccaneers, he joined the Houston Texans as the club's first director of internet services & publications. He was part of the Texans' communications staff that won the Pete Rozelle Award in 2004 as voted on by the Pro Football Writers Association of America. Toole has also worked eight Super Bowls as a member of the NFL's media relations staff.

Toole started his sports communications career in the media relations offices at Arizona State University and the University of North Carolina at Chapel Hill, where he earned his bachelor's degree in English.

A native of Alexandria, Va., Toole and his wife, Barbara, have two daughters.



**CRAIG ANDERSON**  
**SENIOR ASSOCIATE AD**  
**COMPLIANCE**  
PITTSBURGH, 2005

Craig Anderson arrived at the University of Miami in March 2013 and was elevated to the role of Senior Associate Athletic Director for Compliance and appointed to the department's executive senior staff in July 2015.

Anderson is responsible for managing all aspects of the University's compliance program, including educating coaches, student-athletes, boosters, athletic department staff and other University officials about NCAA and Atlantic Coast Conference rules and regulations.

Anderson is also responsible for overseeing all compliance processes and procedures dealing with the University's monitoring of recruiting, eligibility, financial and certification. Anderson is a member of the National Association of Athletics Compliance Coordinators (NAAC) and is the sport administrator for the Miami baseball and men's basketball programs.

Prior to his position at the University of Miami he held positions in Compliance at NC State, University of Virginia, UNLV and Marshall University.

Anderson graduated from the University of Pittsburgh in 2005 with a bachelor's degree in political science and a year later, he graduated from Marshall University with a master's degree in athletic administration.



**CHRIS COHEN**  
**SENIOR ASSOCIATE AD**  
**DEVELOPMENT**  
MIAMI, 1997

Chris Cohen is responsible for all development operations for UM Athletics, including campaign oversight, major giving, annual fund, donor stewardship, event hospitality and coordination with central university development efforts. Cohen is currently in his 19th year overall at Miami.

Cohen has been a part of every major athletics fundraising initiative at the University since 2000, including the Hurricane Club annual fund, construction of a new home arena for our men's and women's basketball programs as well as both University-wide capital campaigns. During Cohen's tenure, he has solicited and secured gifts on over \$150 million in capital projects and facility improvements, including the Carol Soffer Indoor Practice Facility, Schwartz Center for Athletic Excellence, Watsco Center, Basketball Victory Fund, Alex Rodriguez Park, Hecht Athletic Center expansion and the Schiff Tennis Center.

Cohen is an original member of the Athletics fundraising team for the historic University-wide Momentum Campaign (2000-2008) that saw Miami as the first institution in the state of Florida to complete a \$1 billion capital campaign. During the Momentum Campaign, the Athletics team raised more than \$85 million, eclipsing a goal of \$68 million and also raised \$118 million toward the \$1.6 billion total for the Momentum2 Campaign completed in 2016.

Prior to working in the Hurricane Club, Cohen began his full-time career at UM Athletics in the ticket sales department where he was an account executive in one of college athletics' first outbound sales teams. Prior to UM Athletics, Cohen was a ticket sales associate for the Miami Heat.

Cohen is a two-time alumnus of the University of Miami, graduating with honors in 1997 with a bachelor's degree in business administration (majoring in sport management). Cohen went on to receive a master's degree in sport administration in 2009. He serves on the board of the University of Miami Sports Hall of Fame, is a published author and is an active guest lecturer in the Sport Administration department. He and his wife Gaby, have two children – son, Jake, and daughter, Sadie.

# ATHLETICS ADMINISTRATION



**TIM WISE**  
**SENIOR ASSOCIATE AD**  
**FACILITIES & EVENT**  
**OPERATIONS**  
SOUTH CAROLINA, 1996

Tim Wise is in his seventh year as the Senior Associate Athletic Director for Facilities and Event Operations at the University of Miami. Wise joined the UM staff in June 2012.

Wise has oversight of numerous areas within the department: facilities and maintenance services, capital projects/construction, facilities master planning, event management and guest services, camps/clinics, risk management, information technology, strength & conditioning and nutrition. He is also the liaison to the Watson Center and Hard Rock Stadium, as well as serves as the sport administrator for Miami's soccer and rowing teams.

Wise, who has more than 20 years of experience in college athletics as an event manager, facilities director and administrator, was hired by the University of Wisconsin Athletic Department as assistant athletic director for events and facilities in August, 2008. In January 2012, he was named interim associate athletic director and elevated to the senior management team with additional oversight of the University Ridge Golf Course and \$125 million in capital projects.

Wise also had supervisory oversight of the UW Athletics event management, facilities, food and beverage and guest services units and oversaw an annual budget of approximately \$15 million. He also served in a lead role in administrative coordination of UW Athletics concerts, summer camps and event parking.

Wise served as the director of facility maintenance at the University of Connecticut from August 2005 to August 2008. He oversaw daily operations of athletic facilities, projects and event operations as the assistant athletics director for facilities and operations at Eastern Michigan University from November 2003 to June 2005.

Wise was hired as the athletics event manager at the University of Denver in August 2000 and promoted to the director of athletics events in August 2001 and served in that role until October 2003. Prior to his time at Denver, Wise was the event services manager at The Ohio State University's Schottenstein Center.



**LUIS FEIGENBAUM**  
**SENIOR ASSOCIATE AD**  
**PERFORMANCE, HEALTH &**  
**WELLNESS**  
MIAMI, 1998, 2000

Luis Feigenbaum was named Senior Associate Athletics Director for Performance, Health and Wellness in August 2018. He was promoted after serving as the UHealth Chief of Sports Physical Therapy. He is also the program director for the University of Miami Sports Physical Therapy Residency and a clinical assistant professor in the Department of Physical Therapy at the Miller School of Medicine.

Feigenbaum is a Board Certified Sports Clinical Specialist (2008) through the American Board of Physical Therapy Specialties, Certified and Licensed Athletic Trainer (2003) by National Athletic Trainers Association, and a Certified Strength and Conditioning Specialist (2000) by the National Strength and Conditioning Association, a Certified Blood Flow Restriction Therapy (2016) provider, and has completed a FIFA Diploma in Sports Medicine (2017).

He is a two-time graduate of the University of Miami, in 1998 earning his B.S. in Health Science and 2000 with a master's degree in Physical Therapy. He earned his Doctor of Physical Therapy in 2011 from Temple University.

A native of Miami, Feigenbaum and his wife, Jessica, also a two-time alumna of the University of Miami, have two daughters, Siena and Presley.



**SHIRELLE JACKSON**  
**SENIOR ASSOCIATE AD**  
**STUDENT-ATHLETE**  
**DEVELOPMENT**  
BOWLING GREEN, 1994

Shirelle Jackson is the Senior Associate Athletic Director of Student-Athlete Development at the University of Miami. Jackson initially joined Miami as the director of student-athlete development in March 2014 and was promoted to assistant AD in July 2016.

Elevated to her current title in August 2017, Jackson also oversees the Hurricanes' track and field programs.

Prior to joining the athletics department, Jackson spent the previous five years in various capacities in the College of Arts and Sciences at UM. Her initial position was a new role intended to enhance the athletic department's efforts to develop programming that will enhance the total development of our student-athletes.

Prior to arriving at UM, Shirelle was the director of athletic academic support services from 2005-08 at FIU, where she oversaw the management and operation of the school's academic support program for its 400 student-athletes. She also coordinated the academic and personal advising, class registration, tutors, study hall and study skills workshops. During her tenure at FIU, she saw her full-time staff increase to six and the student-athlete graduation rate improved by 16 percent.

She was the assistant director for student-athlete services for 11 months at Bowling Green State University in Bowling Green, Ohio. Her first athletics position was as assistant AD for student development from August 2002-July 2004 at Eastern Connecticut State.

Jackson was a four-year letter winner for the women's track and field team at Bowling Green. She received her bachelor's degree from Bowling Green in 1994 and her master's degree in counseling from Central Connecticut State in 1998. She is currently a doctoral candidate in higher education leadership at Nova Southeastern in Davie.

She is married to Jason Jackson, who is the television host and outside reporter for Miami HEAT telecasts on Sun Sports. The couple has two children – Justin and Jordan.



## COACHES & STAFF

Head Coach Gino DiMare .....	13-14
Assoc. Head Coach / Pitching Coach J.D. Arteaga.....	15
Catchers / Recruiting Coordinator Norberto Lopez.....	16
Infielders Coach Matt Cleveland .....	17
Baseball Support Staff .....	18-19



# GINO DiMARE

HEAD COACH

THIRD SEASON (22nd AT MIAMI) | MIAMI 1992

Gino DiMare became the ninth head baseball coach in University of Miami history, elevating to the helm of the program prior to the 2019 season.

DiMare previously served as associate head coach in charge of hitting, as well as the baseball program's recruiting coordinator. Overall, 2019 marked DiMare's 20th year as a member of the Hurricanes baseball staff. DiMare rejoined the University of Miami baseball program after three years away from the program in 2011. Prior to his exit in 2008, DiMare served as the Canes recruiting coordinator and hitting coach over his final nine seasons. He held the title of assistant head coach during the 2008 season – a year the Canes won the Atlantic Coast Conference championship before advancing to the College World Series.

Miami proved to be one of the top teams in the country during a shortened 2020 season. The Canes went 12-4 and finished the season ranked as high as No. 5 by Baseball America and in the top 15 of all six major polls. A preseason pick to win the ACC Coastal, Miami went 3-0 in conference play before the COVID-19 pandemic ended the season prematurely.

The 2020 Hurricanes featured a pair of All-Americans, as standout right-handed pitchers Brian Van Belle and Chris McMahon were both selected to Collegiate Baseball's All-America Second Team.

After the season, three Hurricanes were selected in the MLB First-Year Player Draft. Sophomore right-hander Slade Cecconi was taken with the 33rd overall pick by the Arizona Diamondbacks, becoming the 29th Hurricane to be selected in the first round of an MLB Draft. McMahon, a junior right-hander, went in the second round to the Colorado Rockies and junior shortstop Freddy Zamora was taken in the second round by the Milwaukee Brewers.

With three players drafted, Miami tied with Mississippi State and Texas A&M with the most selections among the top 60 picks in the 2020 MLB Draft. Van Belle and fellow right-hander Tyler Keyser signed free agent contracts following the shortened five-round MLB Draft, joining the Red Sox and Reds organizations, respectively.

Miami had an impressive first season under his tutelage, winning 41 games and returning to the NCAA postseason for the first time since 2016. The Canes earned the 46th postseason berth in program history and reached the Starkville Regional final before falling to No. 6 Mississippi State. The Hurricanes went 18-12 in ACC play in 2019, winning seven conference series and turning in their best

conference record since 2016.

Four Canes were named All-ACC, as redshirt sophomore Michael Amditis, freshman Adrian Del Castillo and redshirt junior Brian Van Belle were selected to the All-ACC Second Team, while sophomore Raymond Gil was named to the All-ACC Third Team. Del Castillo was also one of 12 players picked for the 2019 ACC All-Freshman Team and earned Freshman All-America honors from Baseball America, D1 Baseball, Collegiate Baseball Newspaper and Perfect Game.

The 2019 Canes hit an ACC-best 85 home runs on the season, the most since Miami hit 106 in 2010. First baseman Alex Toral smashed a conference-leading 24 home runs on the season that ranked third in Division I and moved him into a tie with Yonder Alonso for the second-most home runs by a Hurricane in a single season.

Twelve different Hurricanes hit at least one home run in 2019, sparking an explosion of power from the Miami bats that matched the 2018 season home run total of 23 after just 15 games in 2019. The Canes' 85 homers were more than the combined team home run total of 58 from the previous two seasons (35 in 2017 and 23 in 2018).

The Hurricanes qualified for their second straight College World Series berth and 25th in program history in 2016. Under DiMare's guidance as hitting coach, five field players (Zack Collins – first round, Willie Abreu – sixth round, Brandon Lopez – 10th round, Jacob Heyward – 18th round, Johnny Ruiz – 28th round) were selected in the 2016 MLB First-Year Player Draft. Collins was named a first-team All-American by several publications, and became Miami's first first-round draft pick since Yasmani Grandal in 2010 when he was selected by the Chicago White Sox with the No. 10 overall pick.

In 2015, DiMare guided the Hurricanes to the No. 1 national ranking in offense. Miami scored 547 runs over the season, which ranked first nationally at an average of 8.16 runs per game. Miami's offense, which ranked No. 7 nationally in batting average (.307) and No. 2 in on-base percentage (.417), led the way to the team's 24th College World Series appearance in program history and second straight ACC Coastal Division title.

DiMare's impact on the program was felt immediately upon his return in 2012, as the first recruiting class under his watch was ranked among the top 10 by two national publications. Miami's incoming 2012 freshman class was ranked No. 10



by Baseball America, its first top-10 ranking from BA since 2006, and No. 9 by Collegiate Baseball. One of those newcomers, third baseman David Thompson, earned Freshman All-America honors from Perfect Game following the conclusion of the 2013 season.

Previously, DiMare helped recruit and coach players such as Yonder Alonso, Ryan Braun, Jon Jay, Gaby Sanchez, Danny Valencia and Jemile Weeks – all of whom have reached the big leagues in recent years. DiMare’s accomplishments on the recruiting scene during his nine years in the capacity of recruiting coordinator are as impressive as the Hurricanes’ annual postseason results. His 2001 class was rated among the top five nationally and his 2003 class was ranked among the top 15 nationally.

UM’s 2008 recruiting class, which was targeted primarily by DiMare, was ranked second by Collegiate Baseball and fifth by Baseball America prior to the 2007 season. That includes Braun, the 2005 ACC Player of the Year and Cesar Carrillo, the ACC’s Pitcher of the Year that same season. Braun and Carrillo were also Miami’s two first-round draft picks in 2005. DiMare has also kept Florida’s top talent home, including 2006 first-round pick Chris Perez (Holmes Beach) and second-round pick Jay (Miami).

DiMare’s offensive teams also proved to be some of the best in the history of the Hurricanes program. UMIami’s offense ranked among the top 10 in school history in eight of DiMare’s nine seasons as the club’s hitting instructor. The 2005 team hit .321, the seventh-best team batting average in school history and the 2004 squad finished the season with a .330 batting average, which ranks fourth in school history. UM’s .310 average in 2006 was only bested by five teams that were not under the guidance of DiMare, dating back 62 years.

The 1999 Hurricanes posted the third-best batting average in school history with a .333 mark, while the 2000 team finished with a .323 batting average that ranks sixth all time. Miami batted .315 in 2003 and .314 in 2002 (10th). The 2008 team that advanced to the College World Series and spent much of the season atop the national collegiate baseball polls finished the year hitting at a school eighth-best .320 average, while also ranking tied for second in home runs (106), fourth in slugging percentage (.541), eighth in total bases (1,202) and RBI (517), tied for ninth in doubles (135) and 10th in hits (711).

DiMare has long been associated with the Miami baseball program. First, he was a fan as a kid growing up in South Florida. Then, DiMare was a player for the Hurricanes following a stellar career at Miami Westminster Christian. He was a standout outfielder for the Canes from 1989-92, with a career batting average of .290. He currently ranks among UM’s leaders in career games played (243), career stolen bases (93) and total sacrifices (36). In 1991, DiMare led the Hurricanes with a .353 batting average.

Following his career in Coral Gables, he was signed as a free agent by the Boston Red Sox. He played the 1992-93 seasons in the Red Sox minor league system in Winter Haven and Ft. Lauderdale. Upon returning to Miami, DiMare spent the 1996 season as an assistant coach at Westminster – the 1996 High School National Champions. DiMare then returned to UM in 1997 and was a volunteer coach for three seasons, in charge of outfielders and base running.

DiMare currently resides in Miami with his wife Denise and four daughters: Nicolette, Gianna, Giselle and Gina.



DiMare was a standout outfielder for the Canes from 1989-92, with a career batting average of .290.





# J.D. ARTEAGA

ASSOCIATE HEAD COACH / PITCHING COACH  
19th SEASON AT MIAMI | MIAMI (1997)

J.D. Arteaga serves as Miami's pitching coach. 2021 will mark Arteaga's 19th year on the coaching staff in Coral Gables, where he has served as Miami's pitching coach since 2003.

The 2020 Hurricanes featured a pair of All-Americans, as standout right-handed pitchers Brian Van Belle and Chris McMahon were both selected to Collegiate Baseball's All-America Second Team.

After the season, sophomore right-hander Slade Ceconci was taken by the Arizona Diamondbacks with the 33rd overall pick in the 2020 Major League Baseball First-Year Player Draft, becoming the 29th Hurricane to be selected in the first round of an MLB Draft.

McMahon, a junior right-hander, went in the second round of the MLB Draft to the Colorado Rockies. Van Belle and fellow right-hander Tyler Keyser signed free agent contracts following the shortened five-round MLB Draft, joining the Red Sox and Reds organizations, respectively, and giving Miami four pitchers joining the professional ranks.

The 2019 season featured the emergence of redshirt junior Brian Van Belle as a standout starter for the Canes. The right-hander earned All-ACC Second Team honors and was named to the All-Starkville Regional team to cap a season in which Van Belle led the Hurricanes in wins (10), innings pitched (95.1) and had the lowest ERA among starting pitchers (3.30). Right-hander Slade Ceconci earned Freshman All-America honors, while Evan McKendry (9th round, Rays) and Gregory Veliz (15th round, Angels) headlined four pitchers selected in the MLB draft.

In 2018, Arteaga guided right-hander Evan McKendry to a breakout season on the mound, where he led the Hurricanes staff in wins (seven) and strikeouts (114), as well as compiled a 3.52 ERA – second-best among weekend starters – while earning Third-Team All-ACC honors. Fellow right-hander Daniel Federman earned Freshman All-America honors, while four Miami pitchers were selected in the MLB Draft.

Job Bergfeldt, Miami's ace in 2017, was named to the All-ACC Second Team in his first season working under Arteaga. The left-hander finished the season 7-3 with a 2.28 ERA over 87 innings pitched.

Arteaga, a standout southpaw during his own four years in the Miami rotation, helped guide the Hurricanes to their second straight College World Series berth and 25th in program history in 2016. Under his direction as pitching coach in 2016, closer Bryan Garcia set the all-time saves record at Miami and became the first Hurricane to win NCBWA Stopper of the Year honors as the nation's top relief pitcher.

Garcia (sixth round, Detroit) and lefthander Danny Garcia (14th round, Seattle) were both selected in the 2016 Major League Baseball First-Year Player Draft. At least one Hurricane pitcher has been selected in the MLB Draft each year since 2004.

Arteaga recently coached lefthander Chris Diaz to ACC Co-Pitcher of the Year honors in 2014. Under his guidance, all four of Miami's starting pitchers in 2014 – Diaz, Bryan Radziewski, Javi Salas and Andy Suarez – were all drafted in the top 10 rounds of the 2014 MLB Draft.

Suarez, who elected to return to school and served as the staff ace on a 2015 team that qualified for the College World Series, was drafted in the second round (No. 67) overall by San Francisco in the 2015 MLB Draft.

Arteaga helped lead Radziewski to Rawlings All-America honors in 2013 – the first for a UM player since 2010. Two of the team's weekend starters, Radziewski and Diaz, ranked among the top three in ERA for all Atlantic Coast Conference pitchers in 2013.

Arteaga has tutored three recent first-round draft picks in the Major League Baseball Amateur Draft – Carlos Gutierrez in 2008, Chris Perez in 2006 and Cesar Carrillo in 2005. Gutierrez was the 27th overall pick in the 2008 draft by the Minnesota Twins after earning second team All-ACC honors. Perez, who came to Miami as a starting prospect, was aided by Arteaga in his transition to

becoming one of the country's top closers. Carrillo started his career 24-0 as a Hurricane.

In addition to his work in converting Perez from a starter to a closer, he helped Kyle Bellamy in his transition from a traditional over-the-top throwing motion to a sidewinding delivery. The move had great rewards, as Bellamy recorded 16 saves and finished the 2009 season with a 0.97 ERA en route to numerous first team All-America honors.

Arteaga's 2008 staff boasted National Freshman Pitcher of the Year and Roger Clemens Award finalist Chris Hernandez, who finished 11-0 with a 2.72 ERA while opponents hit just .223 against him. All three starters in 2008, Hernandez, sophomore lefty Eric Erickson and senior right-hander Enrique Garcia combined to go 27-4 while the entire pitching staff combined for the fewest walks (187) in school history and eighth-most strikeouts (554).

His 2006 staff, composed almost entirely of first-time starters, recorded five shutouts, the most by a UM staff since the 1998 season. Miami also recorded the team's first postseason shutout on the road since 1976 with a 7-0 win against Ole Miss in the 2006 Oxford Super Regional.

Four pitchers from Arteaga's 2005 pitching staff signed pro contracts following the season, including the school's first pitcher drafted in the first round since the 1991 season, Carrillo. Arteaga also played a major role in Carrillo's career development and run at the NCAA record books. Carrillo, who was the 18th overall pick in the 2005 draft, ended with a career record of 25-3, was an All-American and a finalist for the Dick Howser Trophy and the Roger Clemens Award as college baseball's best pitcher in 2005.

The 2004 Miami pitching staff produced the best team ERA in (3.73) since the 2000 season (3.72).

Head coach Jim Morris named Arteaga the Hurricanes' next pitching coach on March 4, 2003, nine games deep into the season. Arteaga's style and approach to pitching was vital in J.C. Cockcroft's development into the ace on Miami's 2003 club. Cockcroft, a crafty left-hander, went 11-3 with a 2.72 ERA in a team-high 119 innings, including three complete games and one shutout.

Arteaga played for the Hurricanes from 1994-1997, helping UM reach the College World Series four straight seasons. He left Miami as the program's all-time wins leader with 43 and the all-time starts leader with 72. Arteaga ranks second for innings pitched in a career with 458.1. He is also fifth on the all-time strikeouts chart with 343 career Ks.

Arteaga threw three complete games at UM and struck out career-high 11 batters on two different occasions (FSU, 4/16/95 and George Washington, 2/16/96). He posted an 11-3 record as a sophomore in 1995 and a 9-1 mark as a freshman.

Miami retired Arteaga's No. 33 on Feb. 5, 2003, prior to the season opener with Florida International. A 26th round draft choice by the New York Mets, Arteaga spent five seasons in the Mets' and Houston Astros' organizations. He had signed on with the Texas Rangers' organization in the spring of 2003, prior to accepting his post with the Hurricanes. He spent his last professional season with the Astros' Triple-A franchise New Orleans Zephyrs, compiling a 9-10 record with a 4.29 ERA in 15 starts and 42 appearances.

The left-hander came to the Hurricanes out of Westminster Christian in Miami. He won a career best 12 games as a junior in 1996 (12-1) and came back to go 11-4 as a senior in 1997.

After five seasons in professional baseball, Arteaga earned his bachelor's degree in criminal justice from the University of Miami. He is married to the former Ysha Schettini and the couple has a daughter, Ariana. The Arteagas' son, Ari, passed away in 2018 at the age of 16. The Ari Arteaga Foundation was founded shortly afterward to honor and memorialize Ari. Its mission is to spread Ari's spirit by helping children and families overcome obstacles they may face due to unforeseen hardships. The goal is to shine Ari's light on their path of need.



# NORBERTO LOPEZ

HITTING COACH / CATCHERS COACH / RECRUITING COORDINATOR  
SIXTH SEASON AT MIAMI | NOVA SOUTHEASTERN (1999)

Norberto Lopez joined the Miami Hurricanes baseball program prior to the 2016 season and he has quickly made an impact on the program.

Lopez, who works with Miami's hitters and catchers, was promoted to recruiting coordinator in July 2018 after three seasons working with the Canes.

The 2019 season marked the first with Lopez as Miami's hitting coach and the Canes responded to his tutelage.

The Hurricanes hit an ACC-best 85 home runs in 2019, the most since Miami hit 106 in 2010. First baseman Alex Toral smashed a conference-leading 24 home runs on the season that ranked third in Division I and moved him into a tie with Yonder Alonso for the second-most home runs by a Hurricane in a single season.

Twelve different Hurricanes hit at least one home run in 2019, sparking an explosion of power from the Miami bats that matched the 2018 season home run total of 23 after just 15 games in 2019. The Canes' 85 homers were more than the combined team home run total of 58 from the previous two seasons (35 in 2017 and 23 in 2018).

Three Miami hitters were named All-ACC, as redshirt sophomore Michael Amditis and freshman Adrian Del Castillo were selected to the All-ACC Second Team, while sophomore Raymond Gil was named to the All-ACC Third Team. Del Castillo was also one of 12 players picked for the 2019 ACC All-Freshman Team and earned Freshman All-America honors from Baseball America, D1 Baseball, Collegiate Baseball Newspaper and Perfect Game.

Del Castillo had an outstanding freshman campaign, finishing the season batting .331 with 78 hits, 22 doubles and 72 RBI, all team-bests. Del Castillo also scored 58 runs and clubbed 12 homers, while striking out just 24 times in 236 at-bats.

In 2018, catcher Isaac Quiñones was named a Freshman All-American by Collegiate Baseball Newspaper after an outstanding debut campaign in which he started 44 games for

the Hurricanes and ranked third with a .291 batting average. He totaled 10 doubles, one home run and 24 RBI and reached base at a .380 clip. The Miami native assumed starting catcher responsibilities two weeks into the season and made just one error behind the plate.

In 2016, junior catcher Zack Collins became the first Hurricane in program history to win the Johnny Bench Award, honoring the nation's top collegiate catcher. Collins, who was selected No. 10 overall by the Chicago White Sox in the 2016 Major League Baseball First-Year Player Draft, became Miami's first first-round selection since 2010 after a stellar final season with the Hurricanes.

Lopez got his start playing baseball at Monsignor Pace High School in Hialeah, Fla., before moving on to Broward College and Nova Southeastern. After being drafted by the Los Angeles Angels of Anaheim in 1999, he spent three years in the organization. Lopez advanced to AAA and made an appearance in the Angels' major league camp.

Most recently, Lopez served on the UTPA Broncs coaching staff from 2009-2015. He was promoted to the position of Broncs associate head coach prior to the 2015 season.

Lopez was an assistant coach for FAU where he helped the Owls compile a .341 batting average with 93 home runs in 2007, and a .321 batting average with 99 home runs in 2008.

Prior to his time at FAU, Lopez spent two years at Broward Community College from 2004 through 2006 where he led the team to a third place finish at the National Junior College Athletic Association World Series. Serving as the hitting and catching coach, Lopez saw his team hit .301, set the home run record at the state tournament and win the Florida Community College Activities Association state title.

Lopez graduated from Nova Southeastern University with a bachelor's degree in business administration in 1999. In 2006, he earned a master's in exceptional student education from Nova Southeastern.

Lopez and his wife Cheryl have two sons, Niko and Mason.



# CHRIS DOMINGUEZ

INFELDERS COACH  
FIRST SEASON AT MIAMI | LOUISVILLE (2009)

Chris Dominguez joined the Hurricanes baseball program prior to the 2021 season, accepting a position as an assistant coach.

Dominguez will be the Hurricanes' infield coach and will also assist with Miami's hitters. A Miami native, he joins the program after spending the 2020 season as an assistant coach working with infielders and hitters at Bellarmine University.

Following a standout career at the University of Louisville in which he was a two-time All-American, Dominguez carved out an 11-year career (2009-19) in the professional ranks, including stints with the San Francisco Giants and Cincinnati Reds.

Dominguez played in over 1,000 professional games and totaled 134 home runs, 210 doubles, 20 triples and 592 RBIs while hitting .263. In 2010, his first full season in pro ball, he cranked 21 homers, 32 doubles and four triples while amassing 101 RBIs with the Augusta GreenJackets, the Class-A affiliate of the Giants. In 2014, Dominguez hit 21 homers and stole 21 bases for the Fresno Grizzlies, the Triple-A affiliate of the Giants.

Dominguez had a phenomenal collegiate career at Louisville. As a redshirt junior in 2009, his final season with

the Cardinals, the third baseman was named BIG EAST Player of the Year and a first-team All-American by Baseball America, Louisville Slugger and PING! Baseball after batting .345 with 25 home runs and 82 RBIs.

The BIG EAST co-Player of the Year in 2008, Dominguez earned third-team All-American plaudits from Baseball America, Louisville Slugger, PING! Baseball and the NCBWA after hitting .365 with 21 homers and 75 RBIs. That followed a 2007 campaign in which the infielder was named an honorable-mention Freshman All-American by PING! Baseball after swatting 15 home runs and 19 doubles while driving in 61 runs.

Dominguez played a central role in Louisville making its first-ever appearance in the College World Series in 2007. He was named MVP of the Columbia Regional after batting .421 and followed by launching three homers in the CWS.

Dominguez was an MLB draft pick on three separate occasions. He was chosen by the Texas Rangers in the 17th round in 2005 out of Gulliver Prep (Fla.) High School, by the Colorado Rockies in the fifth round in 2008 after his redshirt sophomore season at Louisville and by the San Francisco Giants in the third round in 2009 after his last season with the Cardinals.



## JONATHAN ANDERSON

### DIRECTOR OF PLAYER DEVELOPMENT

DUKE, 2007

Jonathan Anderson joined the Miami baseball program prior to the 2020 season, accepting the position as the Hurricanes' Director of Player Development.

Anderson will assist with a variety of duties including coordinating video, baseball analytics and recruiting. He comes to Miami after 10 seasons as an assistant coach at Dartmouth, including the last seven as the lead assistant coach for the Big Green. At Dartmouth, Anderson served as the third-base coach, worked with the outfielders and oversaw the hitters and recruiting.

Dartmouth enjoyed terrific success with Anderson on the staff, winning Rolfe Division titles in each of his first six seasons, including an Ivy Championship in 2010 that brought about a berth in an NCAA Regional. The Big Green went on to win a game in the Coral Gables Regional, defeating FIU, 15-9, the first Dartmouth victory at a regional in 23 years.

While at Dartmouth, Anderson mentored several All-Ivy outfielders including 2018 Ivy Player of the year Dustin Shirley, Jake Carlson, Jeff Keller, Ennis Coble and Nick Ruppert. In 2013, the Big Green hitters ranked among the top 25 nationally in average, doubles per game and slugging percentage.

Anderson spent the 2008-09 campaigns coaching at his alma mater, Duke University, where he coached the outfielders, oversaw bunting and also helped out with the hitters and base runners. Anderson was the director of the Duke Baseball Academy camps, managed the recruiting database and assisted with academic development, compliance and travel.

While at Duke Anderson mentored future MLB outfielder Alex Hassan, who received a Rawlings Gold Glove as a sophomore in 2008. He also helped the Blue Devils bring in a top 25 recruiting class in 2008 and qualify for the ACC Tournament in 2009, Duke's first qualification since the conference expanded to 12 schools in 2005.

During the summer of 2007, Anderson got his first coaching experience with the New Bern River Rats in the collegiate Coastal Plain League, working with the outfielders and coaching first base.

Anderson is a 2007 graduate of Duke with a bachelor's degree in history. A two-way player as an outfielder and pitcher, Anderson led the Blue Devils with a .313 average at the plate and 11 starts on the mound as a junior. He improved to a .337 average in his senior campaign while posting a sparkling 2.91 ERA over 52.2 innings with a 3-4 record and three saves. Anderson led Duke and was third in the nation with 20 sacrifice bunts in his final season as well, plus stole 41 bases — the 10th most in school history when he graduated — in 49 attempts in his career. Sixteen of those swipes came as a freshman to lead the team as well.

Born in Cincinnati, Ohio, Anderson is the son of Martha and Kevin Anderson. A Miami native, he starred at Gulliver Prep.



## ROBERT "G.M." McDANIEL

### DIRECTOR OF BASEBALL OPERATIONS & CAMPS

FIU, 2003

Robert McDaniel is entering his 21st year on the Miami baseball staff. He is responsible for clubhouse operations, managing the team's equipment, coordinating UM's travel plans and pre-game meals, supervising the team's student managers and all camp activities.

McDaniel, the team's Director of Baseball Operations & Camps, is in his second stint at Miami. In 2013, McDaniel was promoted to his current position after serving as Director of Baseball Operations since his return to the program in 2001.

Following the Hurricanes' second National Championship under Head Coach Jim Morris in 2001, Miami welcomed back a member from its first title under Morris in 1999. McDaniel, better known around the ballpark as "G.M.," returned during the 2001 offseason as the Hurricanes' Coordinator of Baseball Operations, a position he held from fall 1998 through spring 1999.

McDaniel is one of the key cogs in the Miami baseball machine.

A graduate of Miami's Christopher Columbus High School, G.M. left the Hurricanes following the 1999 National Championship to complete his studies and returned in 2002. He earned his bachelor's of science degree in sports management from Florida International University in the summer of 2003.

G.M. boasts a long line of baseball tradition in his lineage as the nephew of former Miami All-American Jorge Maduro and grandson of Cuban baseball legend Bobby Maduro. Along with the Hurricanes in 1999, he has worked in the clubhouses for the Tampa Bay Devil Rays Major League Organization and at Florida State as an undergraduate in 1997-98.

With Tampa Bay, G.M. also worked in the minor league clubhouse for the Class A Princeton (W.Va.) Devil Rays. Prior to the time spent in Tallahassee, G.M. served as an intern in 1996 with the Florida Marlins community relations department.



## H.R. POWELL

**STRENGTH & CONDITIONING COACH**  
MONTCLAIR STATE, 2013

H.R. Powell is in his sixth year at the University of Miami, including his second as an assistant strength & conditioning coach. After serving as an assistant athletic trainer at Miami for four seasons, he is in his second year working with the baseball and women's tennis programs in his current capacity.

A Certified Strength and Conditioning Specialist (CSCS) and USA Weightlifting Level 1 Certified Coach, Powell joined the Hurricanes as an athletic trainer in October 2015. He served as the primary athletic trainer for the Miami baseball team, which made a College World Series appearance in 2016, from 2016-2019.

A native of Branchburg, N.J., Powell graduated from Montclair State with a B.S. in athletic training in 2013. He later earned his master's degree in exercise science from Montclair State in 2016.

Before arriving in Coral Gables, Powell spent two seasons as the head athletic trainer for the six-time Atlantic League champion Somerset Patriots baseball team. In his final season with the team, the Patriots won the league championship.

Powell has also spent time working with the baseball programs at Ramapo College (N.J.) and Montclair State (N.J.).



## VINNY SCAVO

**ATHLETIC TRAINER**  
FLORIDA STATE, 1983

Vincent "Vinny" Scavo is in his second stint with the University of Miami's athletic training staff, rejoining the department as its Associate Athletic Trainer and Head Football Athletic Trainer prior to the start of the 2011 season.

Scavo, who was named Associate Athletic Director for Athletic Training in 2020, has extensive experience as an athletic trainer at the professional, college and high school levels, previously serving as Miami's baseball athletic trainer from 1984-87, including during the Hurricanes' 1985 national championship season.

From 2008-11, Scavo worked as the Director of Sports Medicine Services and Head Athletic Trainer at the University of Miami Miller School of Medicine. With the division serving as the official sports medicine provider for the Hurricanes, Scavo worked closely with the team doctors and student-athletes — relationships that continue in his current capacity within the athletic department.

Scavo worked with both the New York Yankees (1981-83) and Florida Marlins (1992-96) organizations, earning Minor League Athletic Trainer of the Year honors by the Professional Baseball Athletic Trainer Society and Florida State League Class A Baseball Athletic Trainer of the Year

in 1994.

After two years as the Rehabilitation Coordinator for the Marlins' minor and major league teams (1994-96), he was named Director of Sports Medicine at Doctors Hospital and then served as the Head Athletic Trainer at several South Florida high schools for 13 years, working at Miami Southridge (1996-2001), Chaminade-Madonna (2001-06) and Coral Gables (2006-08). Over that time, he developed the curriculum for the Miami-Dade County Public Schools' Coaches Certification Course and the MDCPS Injury Reporting System. In 2006, Scavo was named Florida's High School Athletic Trainer of the Year.

Additionally, he has worked as a certified athletic trainer with the Florida High School Athletic Association (FHSA) state wrestling tournament since 1998 and worked with USA Baseball during the 1987 Pan American Games, 1991 Olympic trials and 1994 National trials.

Scavo is also an approved clinical instructor and has taught classes in sports medicine at both the high school and college levels since 1987. He served on the executive board of the Athletic Trainers of Florida for six years and has been a member of the Barry University Sports Medicine Advisory Committee since 2000.

Originally from Staten Island, N.Y., Scavo is a 1983 graduate of Florida State with a bachelor's degree in education. He is certified from the National Athletic Trainers' Association and is a licensed athletic trainer.

Scavo and his wife Tammy have three children — Alyssa, Alec and Arielle. In 2014, Scavo was inducted into the Iron Arrow Society.



## JULIAN RIVERA

**PHYSICAL THERAPIST**  
ITHACA COLLEGE, 2013

Julian Rivera is entering his fourth year as a staff physical therapist in athletics working with the UM baseball team in combination as a staff physical therapist at the Lennar Medical Foundation Center on the UM Coral Gables campus.

Rivera specializes with overhead athletes. He has conducted research in the field of injury prediction for the overhead athlete, in which he continues to advance the studies in this field. Rivera also assists as a mentor within the UM Sports Physical Therapy Residency Program.

Rivera completed the UM Sports Physical Therapy Residency Program, which he graduated from in July 2018.

Rivera is a Doctor of Physical Therapy with the Federation of State Boards of Physical Therapy. Julian is a Sports Certified Specialist by the American Board of Physical Therapy Specialties (2019), licensed and certified Athletic Trainer (2013) by the Board of Certification for Athletic Trainers, a Certified Strength and Conditioning Specialist (2013) by the National Strength and Conditioning Association.

Originally from New York, Rivera earned his bachelor's degree in athletic training (2013) and his Doctorate of Physical Therapy (2015) from Ithaca College. Before arriving to Miami, Rivera practiced in outpatient settings in Hyde Park, N.Y., and Tampa, Fla. He also worked with the Houston Astros Gulf Coast Baseball League in Kissimmee, Fla.



## STUDENT-ATHLETES

A Look at the 2021 Miami Hurricanes .....	21
Numerical Roster.....	22
Alphabetical Roster.....	23
Student-Athlete Profiles.....	24-37



## A LOOK AT THE 2021 MIAMI HURRICANES

The Miami Hurricanes open their third season under the direction of head coach **Gino DiMare** as an Omaha contender ranked as high as No. 6 by *Collegiate Baseball*.

“We’re opening up with Florida on the road in their new ballpark, which will be a great, great test for us and a huge challenge,” DiMare said. “They’ll probably be preseason number one – they already are in a few polls – and I’m sure we’ll be ranked pretty high as we already are in a few polls. It’s going to be a great, great challenge and a great test right out of the gate going to Gainesville.”

The Hurricanes, who finished 12-4 in a COVID-19 shortened season a year ago, are looking to continue their success as one of the top teams in America under DiMare’s leadership.

Preseason All-Americans **Adrian Del Castillo**, **Alex Toral**, **Ben Wanger** and **JP Gates** are some of the headliners on the talented 2021 Hurricanes.

Del Castillo is one of the top hitters in the country and will anchor a potent Miami lineup. The consensus first-team preseason All-American will be Miami’s primary catcher, leading a group that includes second-year freshman **Jared Thomas** and true freshman **Carlos Perez**.

Toral paced a powerful Hurricane lineup that clubbed an ACC-best 85 home runs in 2019. The herculean first baseman brings his big bat back to the heart of Miami’s lineup after leading the team with five home runs and 16 RBI in 16 games a year ago.

He is joined back in the infield by returning starters **Raymond Gil** and **Anthony Vilar**, while transfer **Adam Frank** and true freshmen **CJ Kayfus**, **Luis Espinal**, **Yohandy Morales**, **Jose Izarra** and **Dominic Pitelli** give Miami depth on the infield.

The Hurricanes also bring back three outfielders with extensive experience in **Jordan Lala**, **Gabe Rivera** and **Tony**

**Jenkins**. Frank and fellow transfers **Christian Del Castillo** and **Mike Rosario** are joined by true freshmen **Chad Born** and **Jacoby Long** to give UM a lot of options.

Gates and fellow lefty **Carson Palmquist** are two key names in the Miami bullpen, while fellow lefties **Spencer Bodanza** and **Alex Munroe** add depth from the left side.

Wanger will be a key right-handed reliever for The U, while fellow right-handers **Anthony Arguelles**, **Jamar Fairweather** and **Andrew Walters** are other right-handers looking to shine in relief for the Canes.

Starting pitching at Miami has three returners and five newcomers vying for four spots in the rotation. Four-year right-hander **Daniel Federman** is joined by second-year righties **Alex McFarlane** and **Jake Garland** as returners competing for a starting role.

Transfers **Jake Smith** and **Jordan Dubberly** join true freshmen **Alejandro Rosario**, **Victor Mederos** and **Nicholas Regalado** to round out the potential starting pitchers.

After opening the season against Florida on Feb. 19-21, Miami will play 12 ACC opponents over the following 13 weekends. Miami’s home opponents will be Virginia Tech (Feb. 26-28), Wake Forest (March 12-14), Florida State (March 19-21), Duke (April 2-4), Clemson (April 16-18) and Georgia Tech (May 14-16).

The Hurricanes will travel to NC State (March 5-7), Virginia (March 26-28), Pittsburgh (April 9-11), North Carolina (April 23-25), Boston College (April 30-May 2) and Louisville (May 20-22).

In addition to the three-game set at Florida, Miami will host a three-game series against Appalachian State from May 7-9 and will play eight midweek games to make up its 14-game non-conference slate. The Canes will play two games against FIU (Mar. 31, Apr. 7) and three games against both Florida Atlantic (Mar. 9, Mar. 23, May 18) and FGCU (Mar. 17, Apr. 14, Apr. 21).

# NUMERICAL ROSTER

No.	Name	Pos.	B/T	Ht.	Wt.	Yr.	Cl.	Hometown / Previous School
2	CJ Kayfus	INF/OF	L/L	5-11	174	1	Fr.	Wellington, Fla. / Palm Beach Central
4	Chad Born	OF	R/R	6-1	180	1	Fr.	Placencia, Calif. / Orange Lutheran
7	Anthony Vilar	INF	L/R	5-10	180	3	So.	Miami, Fla. / Westminster Christian
9	Anthony Arguelles	RHP	R/R	5-10	171	3	So.	Miami, Fla. / Santa Fe College / Columbus
10	JP Gates	LHP/UT	L/L	6-1	227	3	So.	Brooksville, Fla. / Nature Coast
13	Mike Rosario	OF/LHP	L/L	6-0	198	3	So.	Newberry, Fla. / St. Johns River State / Buchholz
14	Carson Palmquist	LHP	L/L	6-4	170	2	Fr.	Fort Myers, Fla. / Riverdale
16	Raymond Gil	INF	R/R	6-1	222	4	Jr.	Miami, Fla. / Gulliver Prep
17	Spencer Bodanza	LHP	L/L	6-1	186	4	Jr.	Tampa, Fla. / Hillsborough CC / Alonzo
18	Alex McFarlane	RHP	R/R	6-4	204	2	Fr.	St. Thomas, U.S. Virgin Islands / Habersham Central
19	Alex Munroe	LHP	L/L	5-9	187	2	Fr.	Clermont, Fla. / Ridge Community
21	Andrew Walters	RHP	R/R	6-3	210	2	Fr.	Palm Bay, Fla. / Eastern Florida State / Bayside
22	Adam Frank	INF/OF	R/B	6-0	186	4	R-So.	Saddle Brook, N.J. / Hillsborough CC / Fairleigh Dickinson / Don Bosco Prep
24	Alejandro Rosario	RHP	R/R	6-0	180	1	Fr.	Miami, Fla. / Miami Christian
27	Ben Wanger	RHP/UT	L/R	6-3	215	6	Gr.	Newton, Mass. / USC / Yale / Belmont Hill
28	Jordan Lala	OF	L/R	5-9	171	3	So.	Tampa, Fla. / Steinbrenner
30	Alex Toral	INF	L/L	6-1	230	4	Jr.	Davie, Fla. / Archbishop McCarthy
34	Luis Espinal	INF	R/R	6-1	230	1	Fr.	Miami, Fla. / Doral Academy
35	Yohandy Morales	INF	R/R	6-3	184	1	Fr.	Miami, Fla. / Braddock
36	Jared Thomas	C/OF	L/R	5-11	169	2	Fr.	Lakewood, Calif. / Orange Lutheran
37	Victor Mederos	RHP	R/R	6-3	215	1	Fr.	Miami, Fla. / Westminster Christian
39	Jacoby Long	OF	S-R	6-1	167	1	Fr.	Palm Beach Gardens, Fla. / Dwyer
40	Jamar Fairweather	RHP	R/R	6-2	225	1	Fr.	South Miami, Fla. / Westminster Christian
41	Jose Izarra	INF	R/R	6-0	165	1	Fr.	Miami, Fla. / Miami Christian
43	Gabe Rivera	OF	R/R	5-10	225	4	Jr.	Miami, Fla. / Miami Killian
44	Adrian Del Castillo	C	L/R	5-11	211	3	So.	Miami, Fla. / Gulliver Prep
45	Nicholas Regalado	RHP	R/R	6-1	215	1	Fr.	Miami Lakes, Fla. / Columbus
46	Dominic Pitelli	INF	L/R	5-10	170	1	Fr.	Miami, Fla. / Doral Academy
47	Christian Del Castillo	OF	L/R	5-9	177	5	R-Jr.	Miami, Fla. / Seton Hall / Belen Jesuit
51	Tony Jenkins	OF	R/R	5-11	177	4	Jr.	Rockledge, Fla. / Holy Trinity Episcopal
52	Jake Garland	RHP	R/R	6-5	234	2	Fr.	Jupiter, Fla. / Jupiter
53	Jordan Dubberly	RHP	R/R	6-1	172	3	R-So.	Hazlehurst, Ga. / St. Johns River State / Georgia / Jeff Davis
55	Jake Smith	RHP	R/R	6-4	177	3	So.	Chapel Hill, N.C. / State College of Florida / Chipola / Chapel Hill
61	Carlos Perez	C	R/R	6-0	210	1	Fr.	Miami, Fla. / Florida Christian
99	Daniel Federman	RHP	L/R	6-1	185	4	Jr.	Pembroke Pines, Fla. / Archbishop McCarthy

## Coaches and Staff

**Head Coach:** 6 Gino DiMare (3rd season, 22nd season at Miami, Miami '92)

**Associate Head Coach / Pitching:** 33 J.D. Arteaga (19th season, Miami '97)

**Assistant Coach / Recruiting Coordinator / Catchers / Hitters:** 8 Norberto Lopez (6th season, Nova Southeastern '99)

**Assistant Coach / Infielders:** 49 Chris Dominguez (1st season, Louisville, '09)

**Director of Player Development:** Jonathan Anderson (2nd season, Duke, '07)

**Director of Baseball Operations:** Robert "GM" McDaniel (21st season, FIU '03)

**Strength and Conditioning Coach:** H.R. Powell (6th season, Montclair State '13)

**Athletic Trainer:** Vinny Scavo (5th season, Florida State '83)

**Physical Therapist:** Julian Rivera (4th season, Ithaca College '13)

**Athletics Communications:** David Villavicencio (3rd season, Miami '09)





# ALPHABETICAL ROSTER

No.	Name	Pos.	B/T	Ht.	Wt.	Yr.	Cl.	Hometown / Previous School
9	Anthony Arguelles	RHP	R/R	5-10	171	3	So.	Miami, Fla. / Santa Fe College / Columbus
17	Spencer Bodanza	LHP	L/L	6-1	186	4	Jr.	Tampa, Fla. / Hillsborough CC / Alonzo
4	Chad Born	OF	R/R	6-1	180	1	Fr.	Placentia, Calif. / Orange Lutheran
44	Adrian Del Castillo	C	L/R	5-11	211	3	So.	Miami, Fla. / Gulliver Prep
47	Christian Del Castillo	OF	L/R	5-9	177	5	R-Jr.	Miami, Fla. / Seton Hall / Belen Jesuit
53	Jordan Dubberly	RHP	R/R	6-1	172	3	R-So.	Hazlehurst, Ga. / St. Johns River State / Georgia / Jeff Davis
34	Luis Espinal	INF	R/R	6-1	230	1	Fr.	Miami, Fla. / Doral Academy
40	Jamar Fairweather	RHP	R/R	6-2	225	1	Fr.	South Miami, Fla. / Westminster Christian
99	Daniel Federman	RHP	L/R	6-1	185	4	Jr.	Pembroke Pines, Fla. / Archbishop McCarthy
22	Adam Frank	INF/OF	R/B	6-0	186	4	R-So.	Saddle Brook, N.J. / Hillsborough CC / Fairleigh Dickinson / Don Bosco Prep
52	Jake Garland	RHP	R/R	6-5	234	2	Fr.	Jupiter, Fla. / Jupiter
10	JP Gates	LHP/UT	L/L	6-1	227	3	So.	Brooksville, Fla. / Nature Coast
16	Raymond Gil	INF	R/R	6-1	222	4	Jr.	Miami, Fla. / Gulliver Prep
41	Jose Izarra	INF	R/R	6-0	165	1	Fr.	Miami, Fla. / Miami Christian
51	Tony Jenkins	OF	R/R	5-11	177	4	Jr.	Rockledge, Fla. / Holy Trinity Episcopal
2	CJ Kayfus	INF/OF	L/L	5-11	174	1	Fr.	Wellington, Fla. / Palm Beach Central
28	Jordan Lala	OF	L/R	5-9	171	3	So.	Tampa, Fla. / Steinbrenner
39	Jacoby Long	OF	S-R	6-1	167	1	Fr.	Palm Beach Gardens, Fla. / Dwyer
18	Alex McFarlane	RHP	R/R	6-4	204	2	Fr.	St. Thomas, U.S. Virgin Islands / Habersham Central
37	Victor Mederos	RHP	R/R	6-3	215	1	Fr.	Miami, Fla. / Westminster Christian
35	Yohandy Morales	INF	R/R	6-3	184	1	Fr.	Miami, Fla. / Braddock
19	Alex Munroe	LHP	L/L	5-9	187	2	Fr.	Clermont, Fla. / Ridge Community
14	Carson Palmquist	LHP	L/L	6-4	170	2	Fr.	Fort Myers, Fla. / Riverdale
61	Carlos Perez	C	R/R	6-0	210	1	Fr.	Miami, Fla. / Florida Christian
46	Dominic Pitelli	INF	L/R	5-10	170	1	Fr.	Miami, Fla. / Doral Academy
45	Nicholas Regalado	RHP	R/R	6-1	215	1	Fr.	Miami Lakes, Fla. / Columbus
43	Gabe Rivera	OF	R/R	5-10	225	4	Jr.	Miami, Fla. / Miami Killian
24	Alejandro Rosario	RHP	R/R	6-0	180	1	Fr.	Miami, Fla. / Miami Christian
13	Mike Rosario	OF/LHP	L/L	6-0	198	3	So.	Newberry, Fla. / St. Johns River State / Buchholz
55	Jake Smith	RHP	R/R	6-4	177	3	So.	Chapel Hill, N.C. / State College of Florida / Chipola / Chapel Hill
36	Jared Thomas	C/OF	L/R	5-11	169	2	Fr.	Lakewood, Calif. / Orange Lutheran
30	Alex Toral	INF	L/L	6-1	230	4	Jr.	Davie, Fla. / Archbishop McCarthy
7	Anthony Vilar	INF	L/R	5-10	180	3	So.	Miami, Fla. / Westminster Christian
21	Andrew Walters	RHP	R/R	6-3	210	2	Fr.	Palm Bay, Fla. / Eastern Florida State / Bayside
27	Ben Wanger	RHP/UT	L/R	6-3	215	6	Gr.	Newton, Mass. / USC / Yale / Belmont Hill

## Pronunciation Guide

### PLAYERS

- 2 CJ Kayfus - KAY-fuss
- 7 Anthony Vilar - VIH-lar
- 9 Anthony Arguelles - Arr-GWAY-yez
- 17 Spencer Bodanza - Bo-DAN-za
- 18 Alex McFarlane - Mick-FAR-Lin
- 27 Ben Wanger - WANG-er
- 28 Jordan Lala - Lah-Lah
- 30 Alex Toral - Torr-AL
- 34 Luis Espinal - Loo-EECE es-pee-NAL
- 37 Victor Mederos - meh-DEH-rose
- 41 Jose Izarra - ho-ZAY EE-zah-rah
- 44 Adrian Del Castillo - Del Cas-TEE-yoh
- 45 Nicholas Regalado - reh-gah-LAH-doe
- 46 Dominic Pitelli - piH-TELL-ee
- 47 Christian Del Castillo - Del Cas-TEE-yoh
- 53 Jordan Dubberly - DUBB-err-lee
- 61 Carlos Perez - CAR-los PEHR-ess
- 99 Daniel Federman - Feh-DERR-men

### COACHES

- 6 Gino DiMare - diH-MARR-ee
- 8 Norberto Lopez - Nor-BERR-to LOW-pez
- 33 J.D. Arteaga - are-tee-AH-guh
- 49 Chris Dominguez - Doh-MEEN-gezz



**9**  
**ANTHONY ARGUELLES**  
 RHP • 5-10 • 171 • So. • R/R  
 Miami, Fla.  
 (Santa Fe College / Columbus)

The asterisk next to 2020 and 2021 season bios indicate the NCAA's decision to grant an extra year of eligibility for student-athletes in light of the COVID-19 pandemic; the student-athlete's year of eligibility did not "advance" from 2020 to 2021 due to this NCAA ruling.

\***Sophomore (2020 – Santa Fe):** Went 4-0 with a 1.38 ERA and 54 strikeouts over 39 innings pitched before season was cut short due to COVID-19 pandemic.

**Freshman (2019 – Santa Fe):** Finished his debut season 5-1 with a 3.91 ERA and 78 strikeouts over 73.2 innings pitched.

**High School:** Two-sport standout at Christopher Columbus High School, starting at quarterback in football and as a starting pitcher in baseball...Posted the lowest ERA in Dade County as a junior and was named Pitcher of the Year by the Miami Herald following his senior season...Recipient of Columbus' Sportsmanship Award as a senior...Was named first-team All-Dade as a pitcher and third-team All-Dade as a quarterback following his senior seasons...Helped Columbus reach state semifinals in baseball as a senior.

**Personal:** Son of Fernando and Jacqueline Arguelles...Has two siblings, Alyssa and Andy...Brother, Andy, plays baseball at South Alabama...Mother was a varsity cheerleader at Miami from 1985-89...Father, Fernando, played baseball at Florida Southern and professionally in the Pirates and Mariners organizations...Majoring in finance



**17**  
**SPENCER BODANZA**  
 LHP • 6-1 • 186 • Jr. • L/L  
 Tampa, Fla.  
 (Hillsborough CC/Alonso)

The asterisk next to 2020 and 2021 season bios indicate the NCAA's decision to grant an extra year of eligibility for student-athletes in light of the COVID-19 pandemic; the student-athlete's year of eligibility did not "advance" from 2020 to 2021 due to this NCAA ruling.

\***Junior (2020):** Appeared in five games out of Miami's bullpen in shortened 2020 college baseball season...Posted a 3.60 ERA and struck out seven batters over five innings pitched...Held opponents to a .133 batting average...Struck out two batters in Hurricane debut vs. Rutgers (Feb. 16)...Tossed a scoreless inning against Kent State (Feb. 19)...Recorded a strikeout in 0.2 innings vs. Towson (Feb. 29)...Tied career-best with two strikeouts over a career-high 1.1 innings at FAU (Mar. 4)...Threw a shutout inning in win over Pittsburgh (Mar. 8).

**Prior to Miami:** Attended Hillsborough Community College, where he recorded 27 strikeouts and a 3.08 ERA in 26.1 innings pitched in 2019...Helped team reach the Florida Junior College State Tournament for the first time since 1988...Was a four-year letterman at Tampa Alonso High School...Had a career 2.51 ERA with 67 strikeouts over 47.1 innings pitched in high school.

**Personal:** Parents are Lori and Todd Bodanza...Has one brother Hunter, and one sister Breanna...Intends to major in sports administration

**BODANZA CAREER STATISTICS**

**PITCHING**

YEAR	ERA	W-L	APP/S	CG	SHO	SV	IP	H	R	ER	BB	SO	B/AVG
2020	3.60	0-0	5/0	0	0/1	0	5.0	2	3	2	4	7	.133
Career	3.60	0-0	5/0	0	0/1	0	5.0	2	3	2	4	7	.133



**4**  
**CHAD BORN**  
 OF • 6-1 • 180 • Fr. • R/R  
 Placentia, Calif.  
 (Orange Lutheran)

**High School:** A three-year varsity letterman, helped Orange Lutheran win the NHSI tournament three consecutive years...Led Orange Lutheran to back-to-back league championships...Was named to the NHSI all-tournament team and received all-county recognition...Was high school teammates with Miami catcher Jared Thomas in 2019.

**Personal:** Son of Craig and Raquel Born...Has one sister, Jennifer...Majoring in kinesiology



**44**  
**ADRIAN DEL CASTILLO**  
 C • 5-11 • 211 • So. • L/R  
 Miami, Fla. (Gulliver Prep)

The asterisk next to 2020 and 2021 season bios indicate the NCAA's decision to grant an extra year of eligibility for student-athletes in light of the COVID-19 pandemic; the student-athlete's year of eligibility did not "advance" from 2020 to 2021 due to this NCAA ruling.

- 2021 BASEBALL AMERICA PRESEASON ALL-AMERICA, FIRST TEAM
- 2021 COLLEGIATE BASEBALL PRESEASON ALL-AMERICA, FIRST TEAM
- 2021 D1 BASEBALL PRESEASON ALL-AMERICA, FIRST TEAM
- 2021 PERFECT GAME PRESEASON ALL-AMERICA, FIRST TEAM
- 2021 NCBWA PRESEASON ALL-AMERICA, SECOND TEAM

- 2020 COLLEGIATE BASEBALL PRESEASON ALL-AMERICA, FIRST TEAM
- 2020 NCBWA PRESEASON ALL-AMERICA, FIRST TEAM
- 2020 D1 BASEBALL PRESEASON ALL-AMERICA, THIRD TEAM
- 2020 PERFECT GAME PRESEASON ALL-AMERICA, THIRD TEAM

\***Sophomore (2020):** Started all 16 games in shortened 2020 college baseball season, making 13 starts at catcher, two in right field and one at designated hitter...Hit a team-best .358 (19-for-53) with two doubles, a triple, two homers and a stolen base...Tied for team-lead with 13 runs scored and tied for second with 15 RBI...Tied for season-long eight-game hitting streak...Reached base in 14 of 16 games...Tied for second with five multi-hit games and tied for team-best four multi-RBI performances...Named ACC Player of the Week on Feb. 17, 2020...Had game-winning hit in all three games in season-opening sweep of Rutgers (Feb. 14-16)...Went 3-for-4 with two homers, a double and three RBI in win over Rutgers (Feb. 15)...Had two hits, two runs scored and two RBI in win over Kent State

(Feb. 19)...Went 2-for-3 vs. No. 2 Florida (Feb. 22)...Had three hits and scored two runs in win over USF (Feb. 26)...Had two hits, two runs scored and two RBI in sweep of Towson (Feb. 28-Mar. 1)...Singled, drove in a run and stole a base at FAU (Mar. 4)...Doubled and drove in three runs in win over Pitt (Mar. 7)...Walked twice and scored a run in win at No. 12 UCF (Mar. 11).

**2019 FRESHMAN ALL-AMERICA** (Baseball America, D1 Baseball, Collegiate Baseball Newspaper, Perfect Game, NCBWA)

**2019 ALL-ACC SECOND TEAM**

**2019 ACC ALL-FRESHMAN TEAM**

**2019 ABCA ALL-REGION**

**2019 ALL-STARKVILLE REGIONAL**

**2019 ALL-ACC ACADEMIC**

**True Freshman (2019):** Started all 61 games, making 31 starts in right field, 16 at designated hitter, 12 at catcher and two at third base...Hit.331 with 78 hits, 22 doubles and 72 RBI, all team-bests... Scored 58 runs and clubbed 12 homers, while striking out just 24 times in 236 at-bats...Tied for the team lead with 22 multi-hit games and was second on the team with 18 multi-RBI performances...Began his career with a 15-game hitting streak that tied for the longest by a Miami freshman since Esteban Tresgallo in 2012...Had a 23-game on-base streak that was second-longest on the team...His 72 RBI are the second-most by a UM freshman in program history, finishing just four shy of Ryan Braun's record 76, set in 2003...The 72 runs batted were also the most by a Miami freshman since Yonder Alonso drove in 69 runs as a freshman in 2006...His 18 multi-RBI games are the most by a Hurricane freshman since Zack Collins posted 15 in 2014...Had three hits and three RBI in Hurricane debut vs. Rutgers (Feb 15)...Went 2-for-4 with three RBI in sweep-clinching win over Rutgers (Feb. 17)...Had two RBI in win vs. FAU (Feb. 20)...Hit first career home run at Florida (Feb. 24)...Had a double and an RBI in first career start at catcher on Mar. 2 vs. UMBC...Had a hit and an RBI in walk-off win vs. Georgia Tech (Mar. 9)...Had two hits and two RBI in win over Jackson State (Mar. 13)...Homered and drove in three runs at UNC (Mar. 17)...Doubled and drove in a run in series opener vs. NC State (Mar. 22)...Homered and drove in four runs in back-to-back games at Pitt (Mar. 29-30)...Had a hit and two runs scored in series-opening win over Florida State (Apr. 5)... Went 3-for-5 with two doubles and four RBI in win vs. FGCU (Apr. 9)... Homered and drove in four runs in series-opening win at Virginia (Apr. 13)...Doubled twice in three-hit, four-RBI win over FGCU (Apr. 16)...Had two doubles and two RBI in series opener at Louisville (Apr. 18)...Scored three runs in win at Louisville (Apr. 19)...Had an RBI and a run scored in series-opening win over Virginia Tech (Apr. 26)...Homered and drove in a pair of runs in sweep-clinching win over Virginia Tech (Apr. 28)...Had four hits, including two doubles, and two RBI in win over Bethune-Cookman (May 4)...Was 2-for-2 with two RBI and three runs scored in sweep-clinching win over Bethune-Cookman (May 5)...Hit a solo homer vs. UCF (May 8)...Smacked a solo homer in series-clinching win at Wake Forest (May 11)...Homered and drove in two runs in ACC tournament debut vs. Virginia (May 23)...Went 3-for-4 with a double and an RBI in ACC tournament game vs. UNC (May 24)...Hit two homers and drove in four runs in NCAA tournament debut vs. Central Michigan (May 31)... Went 3-for-3 with two doubles and two runs scored in NCAA tournament game vs. Southern (June 1)...Homered and drove in three runs in NCAA tournament win over Central Michigan (June 2).

**High School:** Selected in the 36th round of 2018 Major League Baseball First-Year Player Draft by the Chicago White Sox...Played baseball for four years at Gulliver Prep...Team captain in 2018...Named to Miami Herald All-Dade First Team

@CANESBASEBALL | HURRICANESPORTS.COM

in 2018 after hitting .530 with 15 home runs and 39 RBI...As a junior, hit .435 with six home runs... Batted .449 with eight home runs as a sophomore...Earned the Raider Pride Award in 2018.

**Personal:** Parents are Carlos and Madeline Del Castillo... Has one brother, Christian, who plays baseball at Seton Hall... Intends to major in accounting.

## DEL CASTILLO CAREER STATISTICS

### OFFENSE

YEAR	AVG	GP-GS	AB	R	H	2B	3B	HR	RBI	BB	SO	SB-A
2019	.331	61-61	236	58	78	22	0	12	72	32	24	3-3
2020	.358	16-16	53	13	19	2	1	2	15	11	8	1-1
<b>Career</b>	<b>.3366</b>	<b>77-77</b>	<b>289</b>	<b>71</b>	<b>97</b>	<b>24</b>	<b>1</b>	<b>14</b>	<b>87</b>	<b>43</b>	<b>32</b>	<b>4-4</b>



47

## CHRISTIAN DEL CASTILLO

OF • 5-9 • 177 • R-Jr. • R/R

Miami, Fla.

(Seton Hall / Belen Jesuit)

*The asterisk next to 2020 and 2021 season bios indicate the NCAA's decision to grant an extra year of eligibility for student-athletes in light of the COVID-19 pandemic; the student-athlete's year of eligibility did not "advance" from 2020 to 2021 due to this NCAA ruling.*

**\*Redshirt Junior (2020 – Seton Hall):** Appeared in 10 games with eight starts...Had an RBI single in the series-opening win over USC on Feb. 28...Went 2-for-4 against the Trojans on Feb. 29...Drove in a run on an RBI single as part of a 2-for-4 at Fresno State on March 3...Drew a walk and scored a run vs. Fairleigh Dickinson on March 11.

**Redshirt Sophomore (2019 – Seton Hall):** Named Seton Hall's Male Breakthrough Athlete of the Year...Appeared and started in 47 games...Outfield starter...Batted .286 with five home runs and 35 RBIs, all career-highs...Led Seton Hall with a .505 slugging percentage and 17 doubles...Had a team-best 26 extra-base hits...Made just one error in 86 defensive chances... Ranked third on the team with 14 multi-hit games and eight multi-RBI games...Stole three bases in four attempts...Ranked third in the BIG EAST in doubles and ninth in slugging percentage... Tied for fourth in the conference with four triples...Tied for the BIG EAST lead with six sacrifice flies...Reached base three times, going 2-for-4 with two doubles, a walk, an RBI and two runs scored vs. Creighton in the BIG EAST Championship on May 23...Reached base three times, going 2-for-4 with a walk, a double, a triple, two RBIs and a run scored at St. John's on May 17...Drove in two runs in game two of a doubleheader vs. Georgetown on May 11...Went 2-for-5 with a triple and a run scored at Xavier on May 4...Walked three times and stole a base vs. Butler on April 28...Went 3-for-5 with two RBIs in game two of a doubleheader vs. Butler on April 27...Named Seton Hall's Male Breakthrough Athlete of the Year...Went 2-for-5 with a double and two RBIs at TCU on April 14...Walked three times at Princeton on April 10...Reached base three times at Rider, going 1-for-3 with two walks, an RBI and two runs scored on April 9... Walked twice and belted a home run at FDU on April 2... Went 3-for-4 with a double, a triple, two runs scored and an RBI at Iona on March 31...Reached base three times, going 2-for-4 with a double, a walk, an RBI and a run scored at FDU on March 27... Named BIG EAST Player of the Week on March 25...Went 4-for-5 with a home run, a walk, two runs scored and three RBIs at Monmouth on March 24...Drove in a career-high five runs, going 3-for-5 with a home run, two doubles and two runs scored vs. Wagner on March 23...Went 2-for-5 with two stolen bases, two runs scored, a walk and an RBI at Wagner on March 19...Had

two RBIs, two runs scored and two sacrifice flies vs. Harvard on March 15...Finished only a single shy of the cycle, going 3-for-4 with a home run, a triple, a double, a sacrifice fly, two runs scored and four RBIs vs. Bucknell on March 12...Reached base three times, going 2-for-3 with a double, a walk and a run scored at FIU on March 10...Went 2-for-4 with a double and a run scored at FIU on March 9...BIG EAST All-Academic Team.

**Redshirt Freshman (2018 – Seton Hall):** Appeared in 47 games, making 44 starts... Primary corner outfield starter... Batted .237 with two home runs and 15 RBIs...Made just one error in 60 defensive chances...Had 10 multi-hit games... Had four multi-RBI games... Belted the two-run home run and went 2-for-5 with three RBIs in the early game vs. St. John's on Championship Sunday of the 2018 BIG EAST Tournament on May 27...Went 2-for-3 vs. Georgetown in game one of a doubleheader on May 19...Went 3-for-4 with two RBIs vs. Villanova on April 27...Went 2-for-4 with a run scored at Butler on April 21...Went 2-for-4 with an RBI and a run scored at Butler on April 22...Went 2-for-6 with two runs scored at Hawaii on March 23...Named to the BIG EAST Weekly Honor Roll on March 19...Went 2-for-4 with an RBI vs. Missouri State on March 17...Reached base three times, going 2-for-4 with his first career home run, a walk, two runs scored and three RBIs at Oklahoma State on March 16...Reached base three times, going 2-for-3 with a walk vs. Saint Peter's on March 14...Reached base three times, going 2-for-3 with a walk at Florida Atlantic on March 9...Drove in a pair of runs vs. Central Michigan on March 6... Reached base three times, with two walks, a hit-by-pitch and a stolen base vs. Seattle on March 2...Made his collegiate debut and collected his first career hit, a double, at NC State in game one of a doubleheader on Feb. 16...BIG EAST All-Academic Team.

**True Freshman (2017 – Seton Hall):** Did not see game action...BIG EAST All-Academic Team.

**High School:** Attended Belen Jesuit Preparatory School in Miami, Florida...Four-year letter-winner as an outfielder... Named 2016 Miami Herald Player of the Year...Three-time All-District and All-County selection...Named District Hitter and Player of the Year as a senior...Batted .500 as a senior with two home runs, 24 RBIs and 12 stolen bases...Broke Belen's record for doubles and triples in a season as a senior...Participated in the 2016 Florida Athletics Coaches All-Star Game...Batted over .315 in all four seasons... Helped lead Belen to 72 victories in four seasons including a district and regional championship in 2016... Graduated Magna Cum Laude...Four-year honor roll member... Three-year member of the National Honor Society...Two-year member of the National Science Honor Society...Vice President of the Belen Guardians, which helps kids with disabilities at "The Learning Experience"...Vice President of "Battle-Up," which helps fundraise money for cancer research and the Wounded Warrior Project.

**Personal:** Son of Carlos and Madeline Del Castillo...Older brother of Miami catcher Adrian Del Castillo...Graduated from Seton Hall in 2020 with a bachelor's degree in biochemistry... Nominated for Big East Sports Excellence Award (2018-2019)... Member of Chi Alpha Sigma, the National Student-Athlete Honor Society...Pursuing a master's degree in biochemistry and molecular biology.



53

**JORDAN DUBBERLY**

RHP • 6-1 • 172 • R-So. • R/R  
Hazlehurst, Ga.  
(St. Johns River / Georgia /  
Jeff Davis)

*The asterisk next to 2020 and 2021 season bios indicate the NCAA's decision to grant an extra year of eligibility for student-athletes in light of the COVID-19 pandemic; the student-athlete's year of eligibility did not "advance" from 2020 to 2021 due to this NCAA ruling.*

**\*Redshirt Sophomore (2020 – St. Johns River State):** Served as a student coach.

**Redshirt Freshman (2019 – St. Johns River State):** Made 14 appearances, including 13 starts, going 8-2 with a 2.36 ERA and 60 strikeouts over 68.2 innings pitched...Named first-team all-conference.

**True Freshman (2018 – Georgia):** Redshirted to preserve eligibility.

**High School:** Injury sidelined him for much of his senior year as Jeff Davis went 32-8 including 13-1 in the region and captured the school's first-ever Class AA state title...Saw action as a hitter at the end of the 2017 season, tallying 50 at-bats and hit .300 with seven doubles, 11 RBI, 11 walks and 13 runs scored...Posted a .440 slugging percentage and a .415 on-base percentage as a senior...Named 2017 Perfect Game Honorable Mention All-American for the Southeast Region...Posted a 2-0 mark and a 1.38 ERA in 25.1 innings pitched as a junior with 32 strikeouts and 13 walks plus hit .344 with seven home runs, 32 RBI and 22 runs scored in 93 at-bats...Two-way contributor throughout prep career as a pitcher/shortstop and earned second-team All-State honors as a junior by Georgia Dugout Preview magazine...Also lettered in football as starting quarterback for the Yellow Jackets.

**Personal:** Son of Rusty and Lynn Dubberly...Has three siblings: brother, Ross, and sisters, Lexi and Hannah...Majoring in mathematics.



34

**LUIS ESPINAL**

INF • 6-1 • 230 • Fr. • R/R  
Miami, Fla.  
(Doral Academy)

**High School:** Hit .329 with 16 doubles, two home runs and 41 RBI over four varsity seasons...Posted a career-high .458 batting average with five doubles, two homers and 19 RBI as a sophomore at Coral Gables High School...Batted .292 in shortened 2020 season at Doral Academy...Named 2017 team MVP as a freshman at SLAM Academy...Selected to All-Dade first team and district hitter of the year as a sophomore in 2018...Named first-team all-district as junior and senior at Doral Academy.

**Personal:** Son of Pedro and Ericka Espinal...Has two siblings: brother, Pedro, and sister, Christina...Majoring in sport administration.



40

## JAMAR FAIRWEATHER

RHP • 6-2 • 225 • Fr. • R/R  
Miami, Fla.  
(Westminster Christian)

**High School:** Excelled as a two-way player at Westminster Christian, batting .345 with 11 homers and 68 RBI while going 15-6 with a 2.76 ERA and 155 strikeouts over 131.2 innings pitched in his four-year varsity career...Did not pitch as a senior, but hit .258 with three doubles in shortened 2020 season...Went 4-0 with one save, posting a 1.09 ERA and 58 strikeouts as a junior...Went 5-5 with a 4.80 ERA and 53 strikeouts as a sophomore...Impressed as a freshman, going 6-1 with two saves, recording a 2.10 ERA and 44 strikeouts...Three-time second-team All-American from 2017-2019...Three-year team captain from 2018-2020.

**Personal:** Son of Michael and Natasha Fairweather...Majoring in communications.



99

## DANIEL FEDERMAN

RHP • 6-1 • 185 • Jr. • L/R  
Pembroke Pines, Fla.  
(Archbishop McCarthy)

*The asterisk next to 2020 and 2021 season bios indicate the NCAA's decision to grant an extra year of eligibility for student-athletes in light of the COVID-19 pandemic; the student-athlete's year of eligibility did not "advance" from 2020 to 2021 due to this NCAA ruling.*

**\*Junior (2020):** Made seven appearances out of the Miami bullpen in shortened 2020 college baseball season...Went 0-1 with a 2.08 ERA and 11 strikeouts over 8.2 innings pitched...Led the Hurricanes with three saves...Recorded first save after throwing 1.1 scoreless innings vs. Rutgers (Feb. 14)...Struck out five batters in 2.2 innings vs. No. 2 Florida (Feb. 21-22)...Notched second save after recording final out in win over Towson (Feb. 28)...Had a strikeout in a scoreless inning vs. Towson (Mar. 1)...Had a season-high four strikeouts over a season-long 2.1 shutout innings in win over Pitt (Mar. 6)...Recorded third save after throwing a scoreless ninth inning at No. 12 UCF (Mar. 11).

### 2019 ALL-ACC ACADEMIC

**Sophomore (2019):** Led the Hurricanes with 35 appearances, serving as a set-up man...Went 3-5 with a 3.51 ERA and earned seven saves...Struck out 60 batters and walked just 19 over 48.2 innings pitched...Tossed a scoreless inning in win over Rutgers (Feb. 16)...Earned first save after tossing two scoreless innings in win at Florida (Feb. 22)...Struck out a pair and earned second save in win over UMBG (Mar. 2)...Picked up third save in win over Appalachian State (Mar. 6)...Earned save after scoreless inning of relief vs. Jackson State (Mar. 12)...Picked up fifth save after throwing a scoreless ninth inning at UNC (Mar. 15)...Tossed a scoreless inning of relief in win at FAU (Mar. 27)...Struck out two over 1.2 innings pitched, earning win at Pitt (Mar. 29)...Threw two shutout innings in win at Pitt (Mar. 31)...Struck out two in a scoreless inning vs. Florida State (Apr. 6)...Fanned four in two shutout innings against Florida State (Apr. 7)...Struck out two in one scoreless frame vs. FGCU (Apr. 9)...Earned sixth save after 2.2 scoreless innings at Virginia (Apr. 13)...Threw a scoreless inning in sweep-clinching win at Virginia (Apr. 14)...Earned win after throwing two scoreless innings vs.

Virginia Tech (Apr. 26)...Earned seventh save and struck out four over season-high three shutout innings vs. Virginia Tech (Apr. 28)...Struck out the side in scoreless inning vs. Bethune-Cookman (May 3)...Blanked Bethune-Cookman for 1.2 innings in win (May 4)...Tossed scoreless inning in series-clinching win at Wake Forest (May 11)...Fanned a season-high five batters in two scoreless innings vs. Duke (May 16)...Threw 1.1 shutout inning in win over Duke (May 18)...Struck out two over 1.2 innings vs. Virginia at the ACC tournament (May 23)...Fanned two batters in two shutout innings vs. North Carolina at the ACC tournament (May 24)...Threw two innings in NCAA tournament debut vs. Central Michigan (May 31).

**2018 FRESHMAN ALL-AMERICA** (Collegiate Baseball Newspaper)

**True Freshman (2018):** Served as one of Miami's top pitchers in first season, making 23 appearances and four starts...Compiled 2.25 ERA in 60.0 innings with 54 strikeouts...Walked 22 and surrendered just 15 earned runs all year...Held opponents to .203 batting average...2.25 ERA was lowest among all pitchers on staff...54 strikeouts and 60.0 innings were fourth-most...Struck out multiple batters in 15 of 23 appearances...Opened career with three scoreless appearances spanning 5.2 innings from Feb. 16-21...Picked up first win of career in first start, tossing 5.0 innings at UCF (March 14)...Struck out five and allowed three runs vs. Knights...Allowed two earned runs in 6.0 innings with five strikeouts against FAU (March 21)...Delivered best performance of career at FGCU (March 28), throwing complete game in hard-luck 1-0 loss to Eagles...Struck out career-high seven and allowed just one unearned run in career-long 8.0 innings at FGCU...Made final start of season vs. FAU (April 4)...Tossed 2.1 scoreless innings of relief in Game 2 of doubleheader at Clemson (April 14)...Struck out three batters at Florida State (April 28)...Combined for 5.1 innings of relief in two appearances at Virginia Tech (May 11-13).

**High School/Prep:** Four-year varsity letterwinner at Archbishop McCarthy...Ranked No. 348 by Perfect Game in its top-400 freshman rankings...Helped lead team to three state championships and national championship in final season...Earned Co-Pitcher of the Year honors...Recognized with all-state and all-county recognition.

**Personal:** Parents are David and Amy...Intends to major in finance.

## FEDERMAN CAREER STATISTICS

### PITCHING

YEAR	ERA	W-L	APP/S	CG	SHO	SV	IP	H	R	ER	BB	SO	B/AVG
2018	2.25	2-4	23/4	1	0/0	0	60.0	45	27	15	22	54	.203
2019	3.51	3-5	35/0	0	0/2	7	48.2	45	24	19	19	60	.246
2020	2.08	0-1	7/0	0	0/0	3	8.2	7	2	2	2	11	.226
<b>Career</b>	<b>2.76</b>	<b>5-10</b>	<b>65/4</b>	<b>1</b>	<b>0/2</b>	<b>10</b>	<b>117.1</b>	<b>97</b>	<b>53</b>	<b>36</b>	<b>43</b>	<b>125</b>	<b>.222</b>



22

## ADAM FRANK

INF/OF • 6-0 • 186 • R-So. • R/B  
Saddle Brook, N.J.  
(Hillsborough CC / Fairleigh Dickinson / Don Bosco Prep)

*The asterisk next to 2020 and 2021 season bios indicate the NCAA's decision to grant an extra year of eligibility for student-athletes in light of the COVID-19 pandemic; the student-athlete's year of eligibility did not "advance" from 2020 to 2021 due to this NCAA ruling.*

**\*Redshirt Sophomore (2020 - Hillsborough):** Named team MVP...Batted .347 with two homers, 15 RBI, 22 runs scored and

11 stolen bases over 28 games played in a shortened season due to the COVID-19 pandemic.

**Redshirt Freshman (2019 - FDU):** All-NEC Second Team Outfielder...Posted a .363 batting average overall and a .404 average in NEC contests...Led the Knights with 65 hits, 15 doubles and eight stolen bases to go along with three home runs and 27 RBI...His 65 hits are tied for eighth-most in a season by a Knight...15 doubles were second-most in the league, while his batting average ranked fourth...Two-time NEC Rookie of the Week.

**True Freshman (2018- FDU):** Earned NEC Co-Rookie of the Week honors (3/19) after accounting for four multi-hit performances in five appearances over the week...Hit safely in all five of Fairleigh Dickinson's games, the freshman batted .550 (11-for-20) with four extra-base hits, two walks, four RBI and five runs scored...Missed most of the season with broken hand.

**High School:** Missed senior season due to injury...Earned a varsity letter as a junior...Helped team win conference championships in 2014-15...Also played basketball for two years, winning conference titles in 2013-14.

**Personal:** Son of Carol Frank and John Frank...Has two siblings: brother, Brian, and sister, Erica...Majoring in biology.



52

## JAKE GARLAND

RHP • 6-5 • 234 • Fr. • R/R  
Jupiter, Fla. (Jupiter)

*The asterisk next to 2020 and 2021 season bios indicate the NCAA's decision to grant an extra year of eligibility for student-athletes in light of the COVID-19 pandemic; the student-athlete's year of eligibility did not "advance" from 2020 to 2021 due to this NCAA ruling.*

**\*True Freshman (2020):** Made six appearances out of the Miami bullpen in shortened 2020 college baseball season...Went 1-0 with a 1.93 ERA and 12 strikeouts over 9.1 innings pitched...Tossed a scoreless inning and struck out a career-high three batters in Miami debut vs. Rutgers (Feb. 16)...Fanned two batters over two scoreless innings in win over Kent State (Feb. 19)...Struck out two batters vs. No. 2 Florida (Feb. 23)...Threw career-high 2.2. shutout innings in win over USF (Feb. 26)...Struck out two batters in scoreless inning vs. Towson (Mar. 1)...Struck out two batters over two innings at FAU (Mar. 4).

**High School:** Two-time FHSAA all-state selection and two-time 9A player of the year...Four-year varsity starter at Jupiter High School, where he racked up a school-record 222 career strikeouts, 1.49 ERA and a 1.13 WHIP in his career...Helped lead team to its first state championship in 2018.

**Personal:** Parents are Todd and Kim Garland...Has two brothers, Drew and Griffin...Intends to major in communications.

## GARLAND CAREER STATISTICS

### PITCHING

YEAR	ERA	W-L	APP/CG	SHO	SV	IP	H	R	ER	BB	SO	B/AVG
2020	1.93	1-0	6/0	0	0/1	9.1	7	2	2	5	12	.212
Career	1.93	1-0	6/0	0	0/1	0.91	7	2	2	5	12	.212



10

## JP GATES

LHP/UT • 6-1 • 227 • So. • L/L  
Brooksville, Fla.  
(Nature Coast)

*The asterisk next to 2020 and 2021 season bios indicate the NCAA's decision to grant an extra year of eligibility for student-athletes in light of the COVID-19 pandemic; the student-athlete's year of eligibility did not "advance" from 2020 to 2021 due to this NCAA ruling.*

**\*Sophomore (2020):** Appeared in 11 games as a two-way player for the Hurricanes in shortened 2020 college baseball season...Made 11 starts as Miami's designated hitter...Led Canes with nine appearances as a reliever out of the Canes' bullpen...Had seven hits, one homer and two RBI over 38 at-bats...Went 1-0 with a 0.82 ERA over 11 innings pitched...Struck out 13 batters and walked just one, allowing just one run on two hits over nine appearances...Held opponents to a .056 batting average...Opened the season on a five-game hitting streak...Had a hit and a run scored in Opening Day win over Rutgers (Feb. 14)...Hit a solo homer in series-clinching win over Rutgers (Feb. 15)...Singled and drove in a run in win to sweep Rutgers (Feb. 16)...Had two hits and a run scored against No. 2 Florida (Feb. 22)...Scored a run in victory over Towson (Feb. 29)...Did not allow a run over first eight appearances spanning eight innings...Did not allow a base runner over first four outings...Struck out only batter he faced in Opening Day win over Rutgers (Feb. 14)...Had a strikeout in scoreless inning against Kent State (Feb. 19)...Struck out two batters in two scoreless innings vs. No. 2 Florida (Feb. 21)...Had a strikeout over 0.2 scoreless innings against No. 2 Florida (Feb. 22)...Allowed first hit of the season over 0.2 shutout innings against Towson (Mar. 1)...Had a strikeout over one scoreless inning against Pittsburgh (Mar. 6)...Fanned three batters in two shutout innings against Pitt (Mar. 7)...Struck out a career-best four batters over a season-high three innings of relief in win at No. 12 UCF (Mar. 11).

### 2019 ALL-ACC ACADEMIC

### 2019 ALL-STARKVILLE REGIONAL

**True Freshman (2019):** Appeared in 42 games as a two-way player for the Hurricanes...Made 38 starts as Miami's designated hitter...Pitched in 20 games, making one start on the mound...Batted .340 with nine doubles, two triples, four homers and 31 RBI in 147 at-bats...Posted 14 multi-hit games and seven multi-RBI performances...Ranked fifth on the team with a .510 slugging percentage...Posted 14-game hitting streak that was second-longest on team...Made his Miami debut against Rutgers, allowing one hit and striking out three in a scoreless inning of work (Feb. 16)...Threw a scoreless inning vs. UMBC (Mar. 1), the first of six straight shutout appearances...Went 2-for-3 with a double and an RBI in debut as a hitter vs. UMBC (Mar. 3)...Made first career start at designated hitter on Mar. 20 vs. Columbia...Hit pinch-hit two-run homer vs. NC State (Mar. 23) for first career home run...Went 5-for-12 with a double and three RBI at Pitt (Mar. 29-31)...Posted first career three-hit game on April 7 vs. Florida State...Made first career start on the mound on April 9 vs. FGCU...Homered in series finale at Virginia (Apr. 14)...Earned first career win as a pitcher at Louisville (Apr. 19)...Had a double and three RBI in final game at Louisville (Apr. 20)...Hit a home run and drove in three runs via FIU (Apr. 24)...Batted .615 (8-for-13) with a triple, a homer, seven RBI and three runs scored in Bethune-Cookman series (May 3-5)...Posted first career three-hit game and drove in three runs vs. Bethune-Cookman (May 4)...Drove in a season-best four runs and finished a double shy of the cycle vs. Bethune-

Cookman (May 5)...Went 2-for-4 with a home run vs. UCF (May 8)...Had two hits and a run scored in series finale at Wake Forest (May 13)...Hit safely in all three games vs. Duke, (May 16-18), including multi-hit games on May 17 and 18...Had a hit and RBI vs. North Carolina in ACC tournament (May 24)...Recorded first hit and RBI in NCAA postseason vs. Southern (June 1)...Had two hits and two runs scored vs. Central Michigan for first career multi-hit game in NCAA postseason (June 2)...Singled in Starkville Regional finale vs. Mississippi State (June 2)...Named to Starkville Regional all-regional team.

**High School:** Played baseball for four years at Nature Coast Tech, serving as team captain in 2017-18...A talented two-way player, has 22 extra base hits, 10 doubles, 10 home runs and 48 RBI in 93 at-bats...As a pitcher, posted a 1.05 ERA and 135 strikeouts over 80 innings, won nine games, made 14 starts and threw six complete games...Was a three-time Player of the Year honoree...Threw a perfect game in which all 15 outs were strikeouts...Helped team to a 26-5 record in 2018.

**Personal:** Parents are Jonathan and Jennifer Gates...Has one brother, Jaxen...Father, Jonathan, played baseball at Flagler College...Grandfather, Pat Freeman, played football at Maryland...Intends to major in sport administration.

## GATES CAREER STATISTICS

### OFFENSE

YEAR	AVG	GP-GS	AB	R	H	2B	3B	HR	RBI	BB	SO	SB-A
2019	.340	42-38	147	21	50	9	2	4	31	8	36	0-1
2020	.184	11-11	38	4	7	0	0	1	2	3	9	0-0
Career	.308	53-49	185	25	57	9	2	5	33	11	45	0-1

### PITCHING

YEAR	ERA	W-L	APP/SCG	SHO	SV	IP	H	R	ER	BB	SO	B/AVG
2019	5.82	1-1	20/1	0	0/1	17.0	19	13	11	18	18	.292
2020	0.82	1-0	9/0	0	0/2	0	11.0	2	1	1	13	.056
Career	3.86	2-1	29/1	0	0/3	0	28.0	21	14	12	31	.208



16

**RAYMOND GIL**

INF • 6-1 • 222 • Jr. • R/R  
Miami, Fla. (Gulliver Prep)

The asterisk next to 2020 and 2021 season bios indicate the NCAA's decision to grant an extra year of eligibility for student-athletes in light of the COVID-19 pandemic; the student-athlete's year of eligibility did not "advance" from 2020 to 2021 due to this NCAA ruling.

### 2020 COLLEGIATE BASEBALL PRESEASON ALL-AMERICA, THIRD TEAM

**\*Junior (2020):** Started all 16 games at third base in shortened 2020 college baseball season...Had 10 hits, two doubles, three homers, 11 RBI and nine runs scored over 56 at-bats...Hit safely in all three games in season-opening series sweep over Rutgers (Feb. 14-16)...Homered and drove in three runs vs. No. 2 Florida (Feb. 23)...Hit walk-off, two-run homer vs. USF (Feb. 26)...Had a hit and a run scored in sweep-clinching win over Towson (Mar. 1)...Singled and scored a run at FAU (Mar. 4)...Had a run scored and an RBI in sweep-clinching win over Pittsburgh (Mar. 8)...Hit two-run homer at No. 12 UCF (Mar. 11).

### 2019 ALL-ACC THIRD TEAM

### 2019 ALL-STARKVILLE REGIONAL

**Sophomore (2019):** Made 56 starts at third base and appeared in 58 games...Hit .318 with 14 doubles, 13 homers, 39 runs scored and 44 RBI...Slugged .565 – fourth-highest on team – and posted a .396 OBP...121 total bases ranked second

on 2019 Canes...Ranked third on team with 18 multi-hit games and fifth with 10 multi-RBI performances...Went 3-for-5 with a double in series-opening win at Florida (Feb. 22)...Hit first homer of season in three-RBI performance at Florida (Feb. 23)...Went 2-for-4 with a homer at FIU (Feb. 27)...Recorded first career multi-homer game on March 3 vs. UMBC...Posted first four-hit game of career vs. Retrievers, going 4-for-4 with three RBI (Mar. 3)...Started six-game hitting streak on March 3 vs. UMBC...Had a hit and RBI in each of the three games vs. Georgia Tech (Mar. 8-10)...Went 3-for-3 with a double and RBI in series opener at UNC (Mar. 15)...Was 3-for-4 with a double in series finale vs. NC State (Mar. 24)...Posted a season-high five RBI after going 3-for-4 with two homers at FAU (Mar. 27)...Opened series at Pitt (Mar. 29) with a 3-for-5 game...Hit a pinch hit solo homer at Pitt on Mar. 30...Was 2-for-4 with a double in series finale at Pitt (Mar. 31)...Went 2-for-4 with an RBI in series opener vs. Florida State (Apr. 5)...Went 2-for-4 with a double and two RBI in Game 1 of a doubleheader at UVA (Apr. 13)...Homered in Game 2 of doubleheader at UVA (Apr. 13)...Went 2-for-4 with two RBI in win over FGCU (Apr. 16)...Hit two doubles and drove in three runs in win at Louisville (Apr. 19)...Belted a three-run homer vs. UCF (May 8)...Went 5-for-5 with two doubles in win at Wake Forest (May 10)...Went 2-for-4 with an RBI in regular season finale vs. Duke (May 18)...Recorded first NCAA postseason hit vs. Central Michigan (May 31)...Drove in two runs in win over Southern (June 1)...Went 2-for-3 with a homer in win over Central Michigan (June 2)...Homered in two-hit game vs. Mississippi State in Starkville Regional final (June 3)...Named to Starkville Regional all-regional team.

**True Freshman (2018):** Played in 46 games with 34 starts in first season...Batted .234 with six doubles, one triple, three home runs and 19 RBI...Made 12 starts at third base during first half of season before switching across diamond to first base for 22 starts in second half of year...Scored 19 runs...Posted eight multi-hit games and five multi-RBI games...Scored first run of career on Opening Day against Rutgers (Feb. 16)...Collected first two hits of career (2-for-4), including double, in series finale vs. Scarlet Knights (Feb. 18)...Had one RBI, one run and one double in Game 1 of doubleheader against Notre Dame (March 10)...Connected on first home run of career in 2-for-4, two-RBI performance vs. FAU (March 21)...Set career high with three hits (3-for-5) in series opener against Virginia (March 23)...Knocked in two runs in finale against Cavaliers (March 25)...Finished 2-for-4 vs. FAU (April 4)...Hit second home run of season at Florida State (April 28)...Drove in three runs and homered in win over Bethune-Cookman (May 5), jumpstarting six-game hitting streak...Tied career mark with three hits (3-for-4) and drove in two runs against FGCU (May 9)...Had two hits and scored two runs in win at Virginia Tech (May 12)...Tied career mark with three RBI in finale vs. Hokies (May 13)...Had two hits (2-for-4) and scored two runs in ACC Championship opener against Notre Dame (May 22) in Durham, N.C....Finished 1-for-4 in ACC Championship matchup against Clemson (May 24).

**High School/Prep:** Selected in 37th round of 2017 Major League Baseball First-Year Player Draft by Oakland...Ranked No. 60 by Perfect Game in its top-400 freshman rankings...Four-year letterwinner at Gulliver Prep...Helped lead team to four regional appearances and two district championships...Played with Team USA 14U, 15U and 17U teams and won silver medal...Recognized with All-Dade honors...Finished high school career with .350 average, 13 home runs and 80 RBI...Batted .432 in final season at Gulliver with seven home runs and 28 RBI...Hit .360 junior year with three home runs and 23 RBI...Had .310 average with three homers and 19 RBI sophomore year.

**Personal:** Parents are Jose and Raiza...Has two sisters, Patricia and Fabiola...Undecided on intended major.

## GIL CAREER STATISTICS

### OFFENSE

YEAR	AVG	GP-GS	AB	R	H	2B	3B	HR	RBI	BB	SO	SB-A
2018	.234	46-34	128	19	30	6	1	3	19	14	48	3-4
2019	.318	58-56	214	39	68	14	0	13	44	26	68	1-1
2020	.179	16-16	56	9	10	2	0	3	11	10	20	0-1
<b>Career</b>	<b>.271</b>	<b>120-106</b>	<b>398</b>	<b>67</b>	<b>108</b>	<b>22</b>	<b>1</b>	<b>19</b>	<b>74</b>	<b>50</b>	<b>136</b>	<b>4-6</b>



41

### JOSE IZARRA

INF • 6-0 • 165 • Fr. • R/R  
Miami, Fla.  
(Miami Christian)

**High School:** Hit .358 with seven doubles, three triples and five homers in four-year varsity career...Batted .355 with a double, two triples and seven RBI in shortened 2020 season...Posted a .309 batting average with career-bests with five doubles, three homers and 13 RBI...Hit .393 with a double, two homers and eight RBI as a sophomore...Helped Miami Christian capture back-to-back state championships in 2018-19...Earned all-district honors in 2017, 2018 and 2020...Named a second-team All-American in 2018.

**Personal:** Son of Lissette Criollo...Has one brother, Jose...Majoring in arts & sciences



51

### TONY JENKINS

OF • 5-11 • 177 • Jr. • R/R  
Rockledge, Fla.  
(Holy Trinity Episcopal)

*The asterisk next to 2020 and 2021 season bios indicate the NCAA's decision to grant an extra year of eligibility for student-athletes in light of the COVID-19 pandemic; the student-athlete's year of eligibility did not "advance" from 2020 to 2021 due to this NCAA ruling.*

**\*Junior (2020):** Started all 16 games in centerfield in shortened 2020 college baseball season...Batted .300 (15-for-50) with a double, a home run and three stolen bases...Scored 11 runs and drove in five RBI...Had four multi-hit games and one multi-RBI performance...Opened season on four-game hitting streak...Went 2-for-3 with a double, a stolen base and two runs scored in win over Rutgers (Feb. 16)...Homered and tied a career-high with four RBI in win over Kent State (Feb. 19)...Had a hit and a run scored in series finale vs. No. 2 Florida (Feb. 23)...Went 2-for-4 in win over USF (Feb. 26)...Had a hit and a run scored in series-opening win over Towson (Feb. 28)...Singled and scored a run at FAU (Mar. 4)...Had a hit and two runs scored in win over Pitt (Mar. 7)...Went 2-for-4 with a run scored in sweep-clinching win over Pitt (Mar. 8).

**Sophomore (2019):** Appeared in 47 games, making 26 starts in centerfield...Batted .268 with 28 runs scored, four doubles, a triple and 12 RBI...Stole nine bases in 11 attempts...Posted six multi-hit games and one multi-RBI performance...Had a hit and two stolen bases in Opening Night win over Rutgers (Feb. 15)...Went 3-for-4 with a stole base and two runs scored in win over FAU (Feb. 20)...Had a hit and an RBI in win at Florida (Feb. 22)...Was 2-for-2 with three runs scored in win at FIU (Feb. 27)...Drove in a run in win over Appalachian State (Mar. 6)...Had a hit and an RBI against FAU (Apr. 3)...Singled and scored a run in win over Florida State (Apr. 5)...Doubled and drove in two runs in win over FGCU (Apr. 9)...Had two hits and a run scored

in win at FGCU (Apr. 10)...Doubled in a two-hit performance at Virginia (Apr. 13)...Had a hit and run scored in sweep-clinching win at Virginia (Apr. 14)...Scored two runs in win over FGCU (Apr. 16)...Scored two runs and had an RBI in win at Louisville (Apr. 19)...Went 2-for-4 with an RBI in win over FIU (Apr. 24)...Had a hit and a run scored in win over Virginia Tech (Apr. 26)...Tripled and scored two runs at Wake Forest (May 13)...Had a hit and scored a run in ACC tournament vs. Virginia (May 23)...Singled in NCAA tournament debut vs. Southern (June 1)...Had a hit in NCAA tournament game vs. Central Michigan (June 2).

**True Freshman (2018):** Saw action in 35 games with 25 starts in first season...Batted .218 with three doubles, one triple, two home runs and 12 RBI...Scored 19 runs and drew 21 walks...Totaled four steals...Finished with four multi-hit games and three multi-RBI games...Made career debut on Opening Day against Rutgers (Feb. 16), drawing two walks...Connected on first hit of career and drew two more walks in Game 2 vs. Scarlet Knights (Feb. 17)...Went 1-for-4 with one run scored against Florida (Feb. 24)...Opened season-long five-game hitting streak in 1-for-2 performance against Maine (March 3)...Had first multi-hit game of career with two RBI in Game 2 vs. Black Bears (March 4)...Went 2-for-3 with two RBI in Game 1 of doubleheader against Notre Dame (March 10) and scored two runs in Game 2...Doubled and scored one run at UCF (March 14)...Scored two runs in series opener at Virginia Tech (May 11)...Connected on first two home runs of career, scored four runs and drove in four in Game 2 vs. Hokies (May 12)...Scored eight runs in three games against Virginia Tech (May 11-13)...Was 2-for-3 in team's regular season finale against Boston College (May 18)...Had one hit and scored one run in team's ACC Championship opener against Notre Dame (May 22) in Durham, N.C.

**High School/Prep:** Starred at Holy Trinity Episcopal Academy...Stole 44 bases to break county record as junior in 2016...Batted .500 with four home runs junior year...Played club baseball with Evoshield Canes.

**Personal:** Parents are Laurine McDonald and Matey Jenkins, Sr...Full name is Matey Antonio Jenkins, Jr. but goes by Tony...Has one brother, Yari...Intends to major in School of Business.

## JENKINS CAREER STATISTICS

### OFFENSE

YEAR	AVG	GP-GS	AB	R	H	2B	3B	HR	RBI	BB	SO	SB-A
2018	.218	35-25	101	19	22	3	1	2	11	21	36	4-9
2019	.268	47-26	97	28	4	1	0	12	15	15	15	9-11
2020	.300	16-16	50	11	15	1	0	1	5	9	9	3-5
<b>Career</b>	<b>.254</b>	<b>98-67</b>	<b>248</b>	<b>58</b>	<b>63</b>	<b>8</b>	<b>2</b>	<b>3</b>	<b>29</b>	<b>45</b>	<b>60</b>	<b>16-25</b>



2

### CJ KAYFUS

INF/OF • 5-11 • 174 • Fr. • L/L  
Wellington, Fla.  
(Palm Beach Central)

**High School:** Four-year varsity letterman, playing final three seasons at Palm Beach Central after beginning prep career at Cherry Creek...As a senior, batted .556 with four triples, two homers and 13 RBI...Helped Palm Beach Central reach state final four in 2019...Named all-district first baseman in 2018-19...Selected as team MVP following sophomore season and named hitter of the year as a junior.

**Personal:** Son of David and Haika Kayfus...Majoring in business management





28

## JORDAN LALA

OF • 5-9 • 171 • So. • L/R  
Tampa, Fla. (Steinbrenner)

*The asterisk next to 2020 and 2021 season bios indicate the NCAA's decision to grant an extra year of eligibility for student-athletes in light of the COVID-19 pandemic; the student-athlete's year of eligibility did not "advance" from 2020 to 2021 due to this NCAA ruling.*

**\*Sophomore (2020):** Started all 16 games as Miami's left fielder and primary leadoff hitter in shortened 2020 college baseball season...Had 13 hits, three doubles, 12 runs scored and six RBI...Led team with four stolen bases...Ranked third on the team with a .419 on-base percentage...Reached base in final eight games of the season...Had a hit and a run scored in sweep-clinching win over Rutgers (Feb. 16)...Posted a career-best four walks in win over Kent State (Feb. 19)...Doubled and scored a run vs. No. 2 Florida (Feb. 21)...Had two hits and an RBI in win over Towson (Feb. 28)...Posted seven hits, five runs scored and four RBI in Pitt Series (Mar. 6-8)...Had game-winning double in 2-for-4 day vs. Pitt (Mar. 7)...Tied career-high with three hits and drove in career-best three RBI, including the game-winning run, vs. Pitt (Mar. 8).

**True Freshman (2019):** Made 60 starts in the outfield and was Miami's primary leadoff hitter...Hit .276 with nine doubles, one triple and four home runs...Scored a team-high 68 runs...Led the Canes with 61 walks and a .446 on-base percentage...Had a team-high 28 stolen bases, which are the most by a Hurricane since Zeke DeVoss stole 32 bases in 2011...Opened career with a 2-for-4 game vs. Rutgers (Feb. 15)...Had a hit and a stolen base in series finale vs. Rutgers (Feb. 17)...Had a hit and two runs scored in win over FAU (Feb. 20)...Singled and scored a run in win at Florida (Feb. 22)...Had two hits and two stolen bases in win over UMBC (Mar. 2)...Posted first career three-hit game and hit first career home run in win over Appalachian State (Mar. 6)...Went 5-for-13 with four runs scored in series against Georgia Tech (Mar. 8-10)...Walked three times and stole two bases in win over Jackson State (Mar. 13)...Stole five bases in three games at North Carolina (Mar. 15-17)...Went 2-for-4 with a season-high three stolen bases vs. NC State (Mar. 23)...Hit leadoff homer in win at FAU (Mar. 27)...Scored three runs in series opener at Pitt (Mar. 29)...Went 4-for-10 with three runs scored in three games vs. Florida State (Apr. 5-7)...Went 2-for-4 with a double and two runs scored in win over FGCU (Apr. 9)...Was 2-for-5 with a homer in series opener at Virginia (Apr. 16)...Went 4-for-11 with three runs scored at Louisville (Apr. 18-20)...Homered in series opener vs. Bethune-Cookman (May 3)...Scored season-high four runs in series finale vs. Bethune-Cookman (May 5)...Had two hits and stole two bases in series-clinching win at Wake Forest (May 11)...Had a hit and two runs scored in regular season finale vs. Duke (May 18)...Went 2-for-5 with two runs scored in ACC tournament opener vs. Virginia (May 23)...Singled in NCAA tournament debut vs. Central Michigan (May 31)...Had a hit in Starkville Regional final vs. Mississippi State (June 2).

**High School:** Played varsity baseball for four years...Batted over 400 in sophomore, junior & senior year...Team captain senior year...Team MVP 2017 & 2018...2017 high school district champions.

**Personal:** Parents are Rene and Kellee Lala...has two siblings Tyler and Ashlee...intends to major in sport administration.

## LALA CAREER STATISTICS

### OFFENSE

YEAR	AVG	GP-GS	AB	R	H	2B	3B	HR	RBI	BB	SO	SB-A
2019	.276	60-60	210	68	58	9	1	4	18	61	48	28-33
2020	.232	16-16	56	12	13	3	0	0	6	15	13	4-7
Career	.267	76-76	266	80	71	12	1	4	24	76	61	32-40



39

## JACOBY LONG

OF • 6-1 • 167 • Fr. • R/R  
Palm Beach Gardens, Fla.  
(Dwyer)

**High School:** Three-year varsity letterman at Dwyer, serving as team captain in 2020...Named a 2020 Perfect Game Preseason All-American...Selected to Sun Sentinel's 2019 All-Palm Beach First Team...Named 2019 district hitter of the year after hitting .474...Selected to 2017 MLB Breakthrough Series National Team.

**Personal:** Son of Amanda Long...Has two sisters, Arianna and Kiara...Has not declared a major.



18

## ALEX MCFARLANE

RHP • 6-4 • 204 • Fr. • R/R  
St. Thomas, U.S.V.I.  
(Habersham Central)

*The asterisk next to 2020 and 2021 season bios indicate the NCAA's decision to grant an extra year of eligibility for student-athletes in light of the COVID-19 pandemic; the student-athlete's year of eligibility did not "advance" from 2020 to 2021 due to this NCAA ruling.*

**\*True Freshman (2020):** Appeared in six games, making four starts on the mound for the Hurricanes in shortened 2020 college baseball season...Went 2-2 with a 5.25 ERA...Struck out 14 batters over 12 innings pitched...Set a career-high with three strikeouts over two scoreless innings in Miami debut vs. Rutgers (Feb. 15)...Made first career start vs. Kent State (Feb. 19), striking out three over two shutout innings to earn first career win...Struck out three batters over two innings in start against USF (Feb. 26)...Earned second win after tying career-high three strikeouts over a career-high 3.2 shutout innings.

**High School:** Was drafted in the 25th round, 755th overall by the St. Louis Cardinals...Struck out 69 batters as a pitcher and hit .479 with 33 runs scored in lone season playing for Habersham Central High School...Named team MVP and best hitter in senior season at Habersham Central.

**Personal:** Parents are Roy McFarlane and Tami Noel...Has two brothers, Griffin and Whitney...Intends to major in sport administration.

## MCFARLANE CAREER STATISTICS

### PITCHING

YEAR	ERA	W-L	APP/CG	SHO	SV	IP	H	R	ER	BB	SO	B/AVG
2020	5.25	2-2	6/4	0	0/1	0 12.0	13	7	7	9	14	.265
Career	5.25	2-2	6/4	0	0/1	0 12.0	13	7	7	9	14	.265



37

## VICTOR MEDEROS

RHP • 6-3 • 215 • Fr. • R/R  
Miami, Fla.  
(Westminster Christian)

**High School:** Four-year varsity letterman at Westminster Christian (2020), Monsignor Pace (2018-19) and Coral Reef (2017)...Three-time All-American, named MVP of 2019 Under Armour All-America Game...Went 8-7 with a 3.68 ERA and 128 strikeouts over 78 career innings...Went 6-1 with a 1.93 ERA and 65 strikeouts over 36.1 innings as a sophomore...Named player of the year at Coral Reef in 2017.

**Personal:** Son of Victor Mederos and Odalys Martos...Has one brother, Victor...Majoring in business administration...Honor Roll student all four years of high school.



35

## YOHANDY MORALES

INF • 6-3 • 184 • Fr. • R/R  
Miami, Fla.  
(Braddock)

**High School:** Four-year varsity letterman at Braddock, where he was a three-time captain...Named a 2019 Under Armour and Perfect Game All-American...Selected to 2019 18U USA National Team...Hit .359 with 19 doubles, three triples, eight homers and 50 RBI in four-year varsity career...Batted .500 with two doubles, four homers and 14 RBI in shortened 2020 season...Hit .321 with five extra-base hits as a junior...Posted a .415 batting average with eight doubles and two homers as a sophomore.

**Personal:** Son of Andy Morales and Daiyana Castillo...Has two siblings: brother, Yandy, and sister, Angie...Brother, Yandy, plays baseball at Barry University...Father, Andy, was a member of the Cuban National Team and played in the New York Yankees and Boston Red Sox organizations...Majoring in sport administration.



19

## ALEX MUNROE

LHP • 5-9 • 187 • Fr. • L/L  
Clermont, Fla.  
(Ridge Community)

*The asterisk next to 2020 and 2021 season bios indicate the NCAA's decision to grant an extra year of eligibility for student-athletes in light of the COVID-19 pandemic; the student-athlete's year of eligibility did not "advance" from 2020 to 2021 due to this NCAA ruling.*

**\*True Freshman (2020):** Made five appearances out of the Miami bullpen in shortened 2020 college baseball season...Posted a 5.40 ERA, striking out five batters over 3.2 innings pitched...Made Hurricane debut vs. Rutgers (Feb. 16), tossing a scoreless inning...Struck out a career-high two batters in scoreless inning vs. Kent State (Feb. 19)...Fanned only batter he faced vs. Florida (Feb. 23).

**High School:** Two-year varsity letterman at Ridge Community High School...Helped team to a district championship in his senior campaign...Recorded a 1.27 ERA and 108 strikeouts

in 60.2 innings pitched in 2019...Was a principal's scholar all four years of high school.

**Personal:** Parents are Scott and Angelina Munroe...Has two sisters, Brandi and Gabi...Intends to major in broadcast journalism.

## MUNROE CAREER STATISTICS

### PITCHING

YEAR	ERA	W-L	APP	CG	SHO	SV	IP	H	R	ER	BB	SO	B/AVG
2020	5.40	0-0	5/0	0	0/1	0	3.1	4	4	2	1	5	.267
Career	5.40	0-0	5/0	0	0/1	0	3.1	4	4	2	1	5	.267



14

## CARSON PALMQUIST

LHP • 6-4 • 170 • Fr. • L/L  
Fort Myers, Fla.  
(Riverdale)

*The asterisk next to 2020 and 2021 season bios indicate the NCAA's decision to grant an extra year of eligibility for student-athletes in light of the COVID-19 pandemic; the student-athlete's year of eligibility did not "advance" from 2020 to 2021 due to this NCAA ruling.*

**\*True Freshman (2020):** Made eight appearances as a reliever out of the Miami bullpen in shortened 2020 college baseball season...Went 1-0 with a 2.31 ERA...Struck out 15 batters while walking five over 11.2 innings pitched...Held opponents to a .146 batting average...Made Miami debut vs. No. 2 Florida (Feb. 23), striking out a career-high five batters over three hitless, shutout innings...Earned first career win after tossing two scoreless innings vs. USF (Feb. 26)...Tossed a scoreless inning in sweep-clinching win over Towson (Mar. 1)...Threw two shutout innings in win over Pitt (Mar. 8)...Struck out two batters in one inning at No. 12 UCF (Mar. 11).

**High School:** Four-year varsity starter at Riverdale High School, where he was named team captain and led team to regionals in his senior campaign...Did not allow an earned run in his junior and senior years with 106 strikeouts in his senior season...Earned two varsity letters as a basketball player, averaging 10 points and six rebounds per game.

**Personal:** Parents are Cindy and Chris Palmquist...Has one brother, Cody...Intends to major in criminal justice.

## PALMQUIST CAREER STATISTICS

### PITCHING

YEAR	ERA	W-L	APP	CG	SHO	SV	IP	H	R	ER	BB	SO	B/AVG
2020	2.31	1-0	8/0	0	0/0	0	11.2	6	4	3	5	15	.146
Career	2.31	1-0	8/0	0	0/0	0	11.2	6	4	3	5	15	.146



61

## CARLOS PEREZ

C • 6-0 • 210 • Fr. • R/R  
Miami, Fla.  
(Florida Christian)

**High School:** Named to Miami Herald All-Dade First Team in 2019...Led Florida Christian to consecutive district titles in 2018-19...Hit .327 with 16 doubles, three triples, four homers and 50 RBI in four-year varsity career...Hit .364 with five doubles, a triple, two homers and 15 RBI as a sophomore...Posted career-high .391 average with four doubles, one homer and career-best

21 RBI as a freshman.

**Personal:** Son of Guaracy Perez and Yamilka Borges... Majoring in sport administration.



46

## DOMINIC PITELLI

INF • 5-10 • 170 • Fr. • L/R

Miami, Fla.  
(Doral Academy)

**High School:** Four-year varsity letterman at Doral Academy, serving as captain in 2020... Helped lead Doral to four district championships, two regional titles and one state runner-up finish... Hit .290 with three doubles, a triple, a home run and seven RBI in shortened 2020 season... Batted .296 with six doubles, a triple and 19 runs scored in 2019... Posted a career-best four homers and 17 RBI as a sophomore in 2018.

**Personal:** Son of Gino Pitelli and Zandra Diaz-Pitelli... Has one brother, Nicolas... Majoring in criminology.



45

## NICHOLAS REGALADO

RHP • 6-1 • 215 • Fr. • R/R

Miami, Fla.  
(Columbus)

**High School:** Four-year varsity letterman, playing junior and senior years at Columbus and freshman and sophomore years at Monsignor Pace... Went 10-1 with 1.02 ERA and 89 strikeouts over 62 innings pitched in two seasons at Columbus... As a junior, posted 0.60 ERA and threw two no-hitters while posting 9-1 record... Named Dade County Pitcher of the Year in 2019... Lettered one year in football.

**Personal:** Son of Orestes Regalado and Maria Dominguez and stepmom Carmen Regalado... Has three siblings: brothers Luis Jimenez and Kevin Jimenez and sister Nicole Regalado... Majoring in criminal justice.



43

## GABE RIVERA

OF • 5-10 • 225 • Jr. • R/R

Miami, Fla.  
(Miami Killian)

*The asterisk next to 2020 and 2021 season bios indicate the NCAA's decision to grant an extra year of eligibility for student-athletes in light of the COVID-19 pandemic; the student-athlete's year of eligibility did not "advance" from 2020 to 2021 due to this NCAA ruling.*

**\*Junior (2020):** Appeared in all 16 games, making 12 starts in shortened 2020 college baseball season... Spent time in right field and at designated hitter... Ranked third on the team in batting average... Batted .317 (13-for-41) with a double, a home run and two stolen bases... Scored six runs and drove in five RBI... Had four multi-hit games and one multi-RBI performance... Opened season on four-game hitting streak... Hit a grand slam, tying career-high four RBI, in win over Rutgers (Feb. 15)... Went 2-for-3 with an RBI in sweep-clinching win over Rutgers (Feb. 16)... Had two hits and scored two runs in win over Kent State (Feb. 19)... Singled and scored a run against No. 2 Florida (Feb.

22)... Had a pinch-hit single in win over Towson (Feb. 29)... Singled and stole a base in win over Pitt (Mar. 7)... Doubled in a 2-for-3 performance to help sweep Pitt (Mar. 8)... Went 2-for-3 in win at No. 12 UCF (Mar. 11).

**Sophomore (2019):** Appeared in 38 games and made 29 starts, primarily in the outfield... Hit .290 with 29 runs scored, five doubles, two triples, seven home runs and 31 RBI... Was a perfect 6-for-6 on stolen base attempts... Had seven multi-hit games and seven multi-RBI performances... Went 2-for-2 with a triple and four RBI vs. UMBC (Mar. 3)... Had an RBI triple in win over Georgia Tech (Mar. 10)... Doubled and scored a run vs. NC State (Mar. 24)... Had two hits and an RBI in win at FAU (Mar. 27)... Had two hits and two RBI at Pittsburgh (Mar. 29-31)... Hit first home run of the season in win vs. FAU (Apr. 3)... Belted game-winning solo homer vs. Florida State (Apr. 6)... Went 2-for-3 with an RBI in win over FGCU (Apr. 9)... Hit a grand slam in win at FGCU (Apr. 10)... Had two hits and two runs scored in series-opening win at Virginia (Apr. 13)... Had a hit and an RBI in a win over FGCU (Apr. 16)... Homered in win over FIU (Apr. 24)... Had game-winning two-run single vs. Virginia Tech (Apr. 26)... Hit three-run homer in win over Bethune-Cookman (May 3)... Had two hits and two runs scored in series-clinching victory over Bethune-Cookman (May 4)... Homered in NCAA tournament debut vs. Central Michigan (May 31)... Had a double and three RBI in win over Southern (June 1)... Went 2-for-2 with a homer in win over Central Michigan (June 2)... Had a hit on a run scored in Starkville Regional final vs. Mississippi State (June 2).

**True Freshman (2018):** Saw action in 22 games with 14 starts in first season... Batted .224 with two doubles, one triple, two home runs and nine RBI... Had three multi-hit games and three multi-RBI games... Homered for first hit of career at Georgia Tech (March 31), joining teammate Alex Toral to accomplish feat in 2018... Went 1-for-3 with one run scored vs. FAU (April 4)... Started all three games in series vs. North Carolina (April 6-8) and compiled five hits and four RBI... Set career mark with three hits (3-for-4), including one double, in series opener against Tar Heels (April 6)... Recorded career-best three RBI, including second home run of career, in Game 2 vs. North Carolina (April 7)... Tied career mark with three hits (3-for-4) against FGCU (April 18)... Started all three games in outfield vs. Pittsburgh (April 20-21).

**High School/Prep:** Three-year varsity letterwinner at Killian Senior... Helped lead team to state championship, district championship and regional championship... Earned 9A Player of the Year and Hitter of the Year honors... Batted .462 with five home runs and 15 RBI in final season... Hit .323 with one homer and 17 RBI as junior.

**Personal:** Parents are Daniel and Laura... Has one sister, Alexandra... Intends to major in psychology.

## RIVERA CAREER STATISTICS

### OFFENSE

YEAR	AVG	GP-GS	AB	R	H	2B	3B	HR	RBI	BB	SO	SB-A
2018	.224	22-14	58	6	13	2	1	2	9	5	19	0-1
2019	.290	38-29	100	29	5	2	7	31	9	30	6-6	
2020	.317	16-12	41	6	13	1	0	1	5	4	11	2-3
<b>Career</b>	<b>.276</b>	<b>76-55</b>	<b>199</b>	<b>41</b>	<b>55</b>	<b>8</b>	<b>3</b>	<b>10</b>	<b>45</b>	<b>18</b>	<b>60</b>	<b>8-10</b>



**24**  
**ALEJANDRO ROSARIO**  
 RHP • 6-0 • 180 • Fr. • R/R  
 Miami, Fla.  
 (Miami Christian)

**High School:** Named a 2019 Under Armour and Perfect Game All-American...Selected to 2019 18U USA National Team...Member of the 2019 17U National team development Program...Part of the 2017 USA Baseball 15U National Team that was named co-champions of the COPABE Pan American 'AA' Championships...Helped Miami Christian capture back-to-back state championships in 2018-19...Went 13-3 with a 1.67 ERA and 165 strikeouts over 142.2 innings in a four-year varsity career...In his junior season, had a 6-0 record with a 0.81 ERA and 42 strikeouts in 43.1 innings pitched...As a sophomore, went 3-1 with a 2.35 ERA and 68 strikeouts over 50.2 innings...Was 4-0 with a 2.10 ERA and 43 strikeouts over 40 innings pitched as a freshman in 2017.

**Personal:** Son of Patricia Ferrando...Has two siblings: brother, Michael Rosario, and sister, Michelle Mancebo...Has not declared a major.



**13**  
**MIKE ROSARIO**  
 OF/LHP • 6-0 • 198 • So. • L/L  
 Newberry, Fla.  
 (St. Johns Rivers / Buchholz)

*The asterisk next to 2020 and 2021 season bios indicate the NCAA's decision to grant an extra year of eligibility for student-athletes in light of the COVID-19 pandemic; the student-athlete's year of eligibility did not "advance" from 2020 to 2021 due to this NCAA ruling.*

**\*Sophomore (2020 – St. Johns River):** Played in 30 games before COVID-19 pandemic shortened the season...Hit .295 with two doubles, seven homers, 22 RBI and seven stolen bases...Made seven appearances as a pitcher, including six starts, going 0-3 with a 4.64 ERA and 23 strikeouts over 21.1 innings pitched.

**True Freshman (2019 – St. Johns River):** Played in 50 games, batting .260 with five doubles, two homers 23 RBI and 12 stolen bases...Made 5 appearances on the mound, including three starts, striking out eight batters over 10.2 innings pitched.

**High School:** Two-year varsity letterman at Buchholz...As a senior, helped Bobcats finish 21-8-1 and win the district title.

**Personal:** Son of Julio and Angelia Rosario...has one sister, Brittany...Cousin of MLB shortstop Amed Rosario...Majoring in sport administration.



**55**  
**JAKE SMITH**  
 RHP • 6-4 • 177 • So. • R/R  
 Chapel Hill, N.C.  
 (State College of Florida / Chipola / Chapel Hill)

*The asterisk next to 2020 and 2021 season bios indicate the NCAA's decision to grant an extra year of eligibility for student-athletes in light of the COVID-19 pandemic; the student-athlete's year of eligibility did not "advance" from 2020 to 2021 due to this NCAA ruling.*

**\*Sophomore (2020 – State College of Florida):** Went 5-1 with a 1.57 ERA and 59 strikeouts over 40.0 innings pitched, throwing two complete games...In conference games, had a 0.00 ERA and a .077 batting average against, striking out 25 batters over 16 innings...Named Pitcher of the Year...Made the Dean's List.

**True Freshman (2019 – Chipola):** Made 20 appearances, including two starts, going 5-1 with a 4.66 ERA, 43 strikeouts and one save over 38.2 innings pitched...In conference play, went 2-0 with a 2.04 ERA and 16 strikeouts over 17.2 innings pitched...Helped Chipola reach JUCO World Series...Made the President's List.

**High School:** Four-year letterman at Chapel Hill...Named Pitcher of the Year in 2017 and 2018...Two-time all-conference selection in 2017-18 and selected all-metro in 2018...As a senior, had nine wins, a 1.06 ERA and 85 strikeouts over 66.1 innings pitched...Won six games and added two saves, while posting a 0.58 ERA and 59 strikeouts over 48.2 innings pitched as a junior...Threw three complete games and one shutout in 2017 season...Drafted out of high school by the Philadelphia Phillies in the 21st round of the 2018 MLB Draft.

**Personal:** Son of Chris and Lori Smith...Has one sister, Mackenzie...Uncle, David May, played basketball at North Carolina from 1987-89 and aunt, Lisa May, swam at Princeton...Majoring in sport administration.



**36**  
**JARED THOMAS**  
 C/OF • 5-11 • 169 • Fr. • L/R  
 Lakewood, Calif.  
 (Orange Lutheran)

*The asterisk next to 2020 and 2021 season bios indicate the NCAA's decision to grant an extra year of eligibility for student-athletes in light of the COVID-19 pandemic; the student-athlete's year of eligibility did not "advance" from 2020 to 2021 due to this NCAA ruling.*

**\*True Freshman (2020):** Played in 11 games, making seven starts for the Hurricanes in shortened 2020 college baseball season...Saw action in right field and at catcher...Had six hits, a double and a home run in 32 at-bats...Scored seven runs and posted three RBI...Had two multi-hit games and one multi-RBI performance...Made Miami debut and scored three runs in sweep-clinching win over Rutgers (Feb. 16)...Hit a two-run double in first career start, a win over Kent State (Feb. 19)...Went 2-for-5 with first career homer in win over USF (Feb. 26)...Had a hit and a run scored in sweep-clinching win over Towson (Mar. 1)...Went 2-for-4 and recorded first career stolen base at FAU (Mar. 4).

**High School:** Four-year varsity starter, playing three seasons at Cantwell Sacred Heart Of Mary High School and his senior year at Orange Lutheran High School...Was a two-time team captain and earned three first-team all-league honors...Helped teams to four league titles and Orange Lutheran to a NHSI championship in 2019.

**Personal:** Parents are Jim and Teri Thomas...Has one brother, Zach, who plays baseball at Dixie State University...Intends to major in business.

## THOMAS CAREER STATISTICS

### OFFENSE

YEAR	AVG	GP	GS	AB	R	H	2B	3B	HR	RBI	BB	SO	SB-A
2020	.188	11-7	32	7	6	1	0	1	3	3	9	1-1	
Career:	.188	11-7	32	7	6	1	0	1	3	3	9	1-1	



30

## ALEX TORAL

INF • 6-1 • 230 • Jr. • L/L  
Davie, Fla.  
(Archbishop McCarthy)

*The asterisk next to 2020 and 2021 season bios indicate the NCAA's decision to grant an extra year of eligibility for student-athletes in light of the COVID-19 pandemic; the student-athlete's year of eligibility did not "advance" from 2020 to 2021 due to this NCAA ruling.*

2021 BASEBALL AMERICA PRESEASON ALL-AMERICA, FIRST TEAM

2021 COLLEGIATE BASEBALL PRESEASON ALL-AMERICA, SECOND TEAM

2021 PERFECT GAME PRESEASON ALL-AMERICA, SECOND TEAM

2021 D1 BASEBALL PRESEASON ALL-AMERICA, THIRD TEAM

2020 COLLEGIATE BASEBALL PRESEASON ALL-AMERICA, SECOND TEAM

2020 BASEBALL AMERICA PRESEASON ALL-AMERICA, THIRD TEAM

2020 D1 BASEBALL PRESEASON ALL-AMERICA, THIRD TEAM

2020 PERFECT GAME PRESEASON ALL-AMERICA, THIRD TEAM

**\*Junior (2020):** Started all 16 games at first base for the Hurricanes in shortened 2020 college baseball season...Batted .296 (16-for-54) with a double and a team-best five homers...Led Canes with 16 RBI and tied for team lead with 13 runs scored... Had team-leading .593 slugging percentage and was second on Canes with .435 on-base percentage...Ranked second on team with 13 walks...Tied for second on team with five multi-hit games and tied with team-best four multi-RBI games...Homered and drove in three runs in win over Kent State (Feb. 19)...Hit a home run and drove in two runs against No. 2 Florida (Feb. 22)...Had a home run and two RBI as part of a 2-for-3 day in win over Towson (Feb. 29)...Went 3-for-5 with two homers, including a walk-off blast, and a season-high four RBI in win over Pitt (Mar. 6)...Had two hits and scored two runs in sweep-clinching win over Pitt (Mar. 8)...Doubled home the game-winning run at No. 12 UCF (Mar. 11).

2019 ALL-STARKVILLE REGIONAL

2019 ALL-ACC ACADEMIC

2019 ACC HOME RUN LEADER

**Sophomore (2019):** Started all 61 games at first base... Hit .293 with six doubles and a team-high 24 homers...Led ACC and ranked third in Division I in home runs...His 24 home runs are the second-most by a Hurricane in a single season...Scored 47 runs and drove in 67 RBI...30 extra-base hits ranked second on Hurricanes...Posted 15 multi-hit games and a team-high 19 multi-RBI performances...Homered on Opening Night vs. Rutgers (Feb. 15)...Clubbed a home run in series-clinching win over Rutgers (Feb. 16)...Went 3-for-4 with first career-two-homer game in win over FAU (Feb. 20)...Homered in win at Florida (Feb. 22)...Went 3-for-5 with a home run and a double in win at FIU (Feb. 27)...Was 2-for-3 with a homer and four RBI in sweep-clinching win over UMBC (Mar. 3)...Drove in two runs in series opener vs. Georgia Tech (Mar. 8)...Homered in series-clinching finale vs. Georgia Tech (Mar. 10)...Hit three-run homer in win over Jackson State (Mar. 13)...Went 2-for-5 in series-opening win at North Carolina (Mar. 15)...Had a home run and two RBI at North Carolina (Mar. 16)...Homered in series opener vs. NC

State (Mar. 22)...Hit a home run and drove in two runs in win at FAU (Mar. 27)...Doubled in series-clinching win at Pitt (Mar. 31)...Hit game-winning grand slam in series opener vs. Florida State (Apr. 5)...Tied season-high with three walks vs. FGCU (Apr. 9)...Went 3-for-3 with a home run in win at FGCU (Apr. 10)...Homered in all three games at Louisville (Apr. 18-20)...Went 3-for-3 with a grand slam in win at Louisville (Apr. 19)...Had game-winning sacrifice fly vs. Virginia Tech (Apr. 27)...Was 3-for-4 with three RBI in win over Bethune-Cookman (May 4)...Went 3-for-5 with two RBI in win at Wake Forest (May 10)...Was 2-for-3 with a home in series-clinching win at Wake Forest (May 11)...Belted a homer in series finale at Wake Forest (May 13)...Hit two solo homers in series opener vs. Duke (May 16)...Was 2-for-5 with a home run vs. North Carolina (May 24) in the ACC tournament...Made NCAA tournament debut vs. Central Michigan (May 31)...Was 2-for-3 with four RBI in win over Southern (June 1)...Belted two homers in four-hit win over Central Michigan (June 2).

**True Freshman (2018):** Saw action in 33 games with 28 starts in first season...Totaled four doubles, one home run and 11 RBI...Drew 20 walks and reached base at .322 clip...Had three multi-hit games...Became first Hurricane since Zack Collins (2014) to homer for first collegiate hit in 2-for-3 performance vs. Rutgers (Feb. 17)...Totaled career-high three RBI vs. Scarlet Knights...Set career mark with three hits (3-for-7) and came through with walk-off hit against Maine (March 3)...Scored two runs and doubled in series finale at Duke (March 18)...Went 2-for-4 with one run in come-from-behind win against Clemson (April 13)...Scored one run vs. FGCU (April 18)...Went 1-for-3 in Game 1 of doubleheader at Pittsburgh (April 21)...Had RBI at Virginia Tech (May 12).

**High School/Prep:** Four-year letterwinner at Archbishop McCarthy...Two-time Under-Armour All-American and Perfect Game All-American...Ranked No. 2 overall prospect among college freshmen by Perfect Game in September 2017...Ranked No. 199 MLB Draft-eligible prospect regardless of class by Baseball America...Ranked No. 198 MLB Draft prospect by MLB Pipeline.

**Personal:** Intends to major in business management... Honor roll student all four years of high school...Has one brother, Michael, and one sister, Katherine...Parents are Alejandro and Lliana.

## TORAL CAREER STATISTICS

### OFFENSE

YEAR	AVG	GP-GS	AB	R	H	2B	3B	HR	RBI	BB	SO	SB-A
2018	.161	33-28	93	9	15	4	0	1	11	20	40	3-4
2019	.293	61-61	215	47	63	6	0	24	67	39	68	1-1
2020	.296	16-16	54	13	16	1	0	5	16	13	9	0-0
<b>Career</b>	<b>.260</b>	<b>110-105</b>	<b>362</b>	<b>69</b>	<b>94</b>	<b>11</b>	<b>0</b>	<b>30</b>	<b>94</b>	<b>72</b>	<b>117</b>	<b>4-5</b>



7

## ANTHONY VILAR

INF • 5-10 • 180 • So. • L/R  
Miami, Fla.  
(Westminster Christian)

The asterisk next to 2020 and 2021 season bios indicate the NCAA's decision to grant an extra year of eligibility for student-athletes in light of the COVID-19 pandemic; the student-athlete's year of eligibility did not "advance" from 2020 to 2021 due to this NCAA ruling.

\***Sophomore (2020):** Started all 16 games at shortstop in shortened 2020 college baseball season...Batted .297 (19-for-64) with a team-high five doubles and two homers...Had 12 runs scored and 15 RBI... Was 3-for-3 in stolen base attempts... Slugged .469 to rank third on team... Led Canes with six multi-hit games and tied for team-lead with four multi-RBI performances... Posted a team-best 10-game on-base streak... Opened season on four-game hitting streak... Had two-hit, three-RBI game in sweep-clinching win over Rutgers (Feb. 16)... Doubled and scored two runs in win over USF (Feb. 26)... Homered and drove in three runs in win over Towson (Feb. 29)... Had two-hit, three-RBI game in sweep-clinching win over Towson (Mar. 1)... Went 3-for-5 with a homer in win over Pittsburgh (Mar. 6)... Had a career-best three doubles, two RBI and three runs scored in sweep-clinching win over Pitt (Mar. 8).

### 2019 ALL-ACC ACADEMIC

**True Freshman (2019):** Started all 61 games, making 50 starts at second base and 11 at shortstop...hit .291 with 12 doubles, a triple, five homers, 49 runs scored and 39 RBI...Tied for team lead with 22 multi-hit games and was third with 11 multi-RBI performances...Miami's Opening Night second baseman who went 2-for-2 with three RBI in win over Rutgers (Feb 15)... Posted a season-high four hits, including two doubles, and four runs scored in sweep-clinching win over Rutgers (Feb. 17)... Smacked two hits in win at Florida (Feb. 22)...Hit safely in all three games vs. UMBC (Mar. 1-3)...Hit first career homer in win over UMBC (Mar. 3)...Had two hits in win over Appalachian State (Mar. 6)...Had two hits in win over Georgia Tech (Mar. 9)...Had a double and two RBI in series finale vs. Georgia Tech (Mar. 10)... Hit safely in all three games at North Carolina (Mar. 15-17)... Had a double in a 2-for-4 game vs. NC State (Mar. 23)...Went 2-for-4 in series finale vs. NC State (Mar. 24)...Tied season-high with four hits in win at FAU (Mar.27)...Went 5-for-11 with four RBI in three games at Pitt (Mar. 29-31)...Had two hits and an RBI against FAU (Apr. 3)...Doubled in series finale vs. Florida State (Apr. 7)...Was 3-for-4 with a home run at FGCU (Apr. 10)...Had a single and an RBI in series opener at Virginia (Apr. 13)...Went 2-for-4 with a double in series opener at Louisville (Apr. 18)... Tripled and drove in three runs in win over FIU (Apr. 24)... Had two hits and three RBI in series opener vs. Bethune-Cookman (May 3)...Drove in two runs in series finale vs. Bethune-Cookman (May 5)...Hit two-homers and drove in three runs in series-clinching win at Wake Forest (May 11)...Went 4-for-12 in three games vs. Duke (May 16-18)...Had two hits and two RBI in ACC tournament opener vs. Virginia (May 23)...Went 2-for-3 in NCAA tournament debut vs. Central Michigan (May 31)...Singled and drove in a run vs. Southern (June 1)...Homered in a three-hit game vs. Central Michigan (June 2)

**High School:** Selected in the 37th round of 2018 Major League Baseball First-Year Player Draft by the Chicago Cubs... Played varsity baseball for four years at Westminster Christian... Named team MVP after both senior and junior seasons...Served as team captain in 2017 and 2018...Received team Gold Glove award after freshman season...Hit .457 with 12 home runs as a

senior...Batted .500 with 10 home runs as a junior and hit .355 as a sophomore...Member of Westminster Christian's 2015 state championship team...Had an on-base streak of 55 games

**Personal:** Parents are Henry and Rossana Vilar...Has two sisters, Regina and Sophia...Father, Henry, played baseball at Miami from 1990-91...Intends to major in business.

## VILAR CAREER STATISTICS

### OFFENSE

YEAR	AVG	GP-GS	AB	R	H	2B	3B	HR	RBI	BB	SO	SB-A
2019	.291	61-61	237	49	69	12	1	5	39	49	57	0-2
2020	.297	16-16	64	12	19	5	0	2	15	7	13	3-3
Career:	.292	77-77	301	61	88	17	1	7	54	56	70	3-5



21

## ANDREW WALTERS

RHP • 6-3 • 210 • Fr. • R/R  
Palm Bay, Fla.  
(Eastern Florida State / Bayside)

The asterisk next to 2020 and 2021 season bios indicate the NCAA's decision to grant an extra year of eligibility for student-athletes in light of the COVID-19 pandemic; the student-athlete's year of eligibility did not "advance" from 2020 to 2021 due to this NCAA ruling.

\***True Freshman (2020 – ESFC):** Posted a 2.00 ERA and 26 strikeouts over 18 innings pitched in shortened 2020 season.

**High School:** Earned one varsity letter at Bayside...Had a 1.57 ERA and 213 strikeouts over 125 innings in high school career.

**Personal:** Son of Kyle and Angela Walters...Has three siblings: brother, Brian, and sisters, Ali and Jenna...Father, Kyle, played basketball at Florida Tech from 1996-98 and mother, Angela, played softball at Florida Tech from 1993-97...Uncle, Matt Walters, was a starter on the 2001 Miami Hurricanes football national championship team and played at Miami from 1998-2002...majoring in business technology.





27

## BEN WANGER

RHP/UT • 6-3 • 215 • Gr. • L/R  
Newton, Mass.  
(USC / Yale/ Belmont Hill)

*The asterisk next to 2020 and 2021 season bios indicate the NCAA's decision to grant an extra year of eligibility for student-athletes in light of the COVID-19 pandemic; the student-athlete's year of eligibility did not "advance" from 2020 to 2021 due to this NCAA ruling.*

**2021 COLLEGIATE BASEBALL PRESEASON ALL-AMERICA, SECOND TEAM**

**2020 COLLEGIATE BASEBALL ALL-AMERICA, SECOND TEAM**

**\*Redshirt Senior (2020 - USC):** Started 10 of the 13 games he appeared in during the pandemic shortened 2020 season... Earned Collegiate Baseball Newspaper All-America second-team honors for his work both on the mound and at the plate... Slashed .410/.500/.564, leading the Trojans and finishing 5th in the Pac-12 in batting average...Drove in eight runs and scored five, hitting four doubles and one triple...Served as the Trojans' closer, recording three saves, good for second-most in the Pac-12, and a 0.00 ERA...Did not allow an earned run in his six relief appearances, striking out eight batters and walking one in 6.1 innings pitched...Picked up saves on back-to-back days against No. 22 TCU (3/6) and No. 2 Vanderbilt (3/7) (both 2-1 wins)... Posted five multi-hit games, including going 4-for-4 against Cal State Fullerton (2/25) with three doubles and three RBI.

**Senior (2019 - Yale):** Sat out most of the season with an injury.

**2018 ALL-IVY, FIRST TEAM (relief pitcher)**

**2018 ALL-IVY, SECOND TEAM (first baseman)**

**2018 NEIBA DIVISION I ALL-NEW ENGLAND, THIRD TEAM**

**Junior (2018 - Yale):** Named All-Ivy First Team as a relief pitcher and All-Ivy Second Team as a first baseman...2018 NEIBA Division I All-New England Third Team...Named Ivy League Co-Player and Pitcher of the Week on April 10.

**2017 ABCA/RAWLINGS NCAA DIV. I NORTHEAST ALL-REGION, FIRST TEAM**

**2017 NEIBA DIVISION I ALL-NEW ENGLAND, FIRST TEAM**

**2017 ALL-IVY, FIRST TEAM (Designated Hitter)**

**Sophomore (2017 - Yale):** Named 2017 ABCA/Rawlings

NCAA Div. I Northeast All-Region First Team selection...Named New England Intercollegiate Baseball Association (NEIBA) Division I All-New England First Team...Unanimous All-Ivy First Team selection...Named first-team All-American (D-I) by Jewish Sports Review...Named Ivy League Player of the Week on April 10...Team-leading 48 RBI in 35 games played as the team's primary designated hitter...Hit .322 in 121 at-bats with a .417 on-base percentage...Smashed two homers and drove in five in the Ivy League Championship-clinch 11-7 win over Penn on May 16...Drove in 35 runs in 20 Ivy League regular season games, and in conference play was among the top five in home runs (5), total bases (50) and slugging percentage (.694).

**True Freshman (2016 - Yale):** Made 44 appearances and 40 starts at first base for the Bulldogs...Hit .245 with 15 runs, 26 hits, four doubles, one triple, two home runs, and 11 RBI... Recorded two errors on 269 total chances and tied for a team-best 22 double plays...Went 2-for-2 with one home run and two RBI against Hartford on March 30...Appeared in 12 games and made eight starts from the mound...Had an ERA of 7.51 in 38.1 innings of work...Had a ball to strikeout ratio of 26-18...Ended his rookie season with a record of 1-4...Recorded a season-high six strikeouts against Wesleyan on April 20.

**High School:** Played baseball, football and basketball at Belmont Hill HS, including three varsity seasons on the baseball team...Recorded a 0.73 ERA in 48 innings on the mound in his senior season...Pitched first perfect game in school history... Played defensive end in football for three seasons and forward in basketball for one season...Was the Independent School League MVP in 2015...Earned All-League ISL in 2013, 2014, and 2015...Named to Prep Baseball Report All-Massachusetts first team and Boston Globe Prep All-Scholastic in 2015...Team was ISL Champions in 2013 and 2014...High Honors all four years of high school.

**Personal:** Son of David Wanger and Gwen Kane-Wanger... Has two siblings: sister, Emily, and brother, Danny...Father, David, played baseball at Harvard, mother, Gwen, played field hockey and lacrosse at Brown, sister, Emily, played basketball at Yale and brother, Danny, played football at Bowdoin...Earned a master's in entrepreneurship and innovation from USC in 2020... Graduated from Yale in May of 2019 with a degree in economics and environmental engineering - energy studies scholar (concentration)...Helped Israel become the first team to qualify for the 2020 Olympics at the Europe/Africa qualifying tournament in Italy...Recorded three hits, scored four runs and drove in three more for the tournament, and threw 4.1 scoreless innings on the mound, giving up one hit and one walk, while striking out five batters.





## HISTORY & RECORDS

Baseball in South Florida: A Hurricane Tradition .....	39
Miami Skippers .....	40-41
Ron Fraser: The Wizard of College Baseball .....	42
Jim Morris: 25 Years of Excellence at The U .....	43
Yearly Records .....	44
All-Time Results .....	45-76
All-Time Series History .....	77-78
All-Time Series Results .....	79-122
NCAA Tournament History .....	123
College Baseball Hall of Fame .....	124-125
National Award Winners .....	126-127
All-Americans .....	128-130
Freshman All-Americans .....	131
All-ACC Selections .....	132-133
ACC All-Tournament Selections .....	134
Retired Numbers .....	135-136
All-Time ProCanes by Team .....	137-138
All-Time MLB Draft Picks .....	139-140
All-Time Baseball Lettermen .....	141-146
Attendance History .....	147
University of Miami Sports Hall of Fame .....	148-149
Team Records .....	150-154
Individual Records - Batting .....	155-158
Individual Records - Pitching .....	158-160



## BASEBALL IN SOUTH FLORIDA: A HURRICANE TRADITION

The University of Miami baseball program thrives as one of the best in the country as well as one of the most notable in South Florida's baseball history.

Miami's first varsity game was played at Miami Field, near Miami Senior High School, in the spring of 1940. The afternoon of March 26 saw the "Hurricane nine" defeat Newberry (S.C.) College in a 13-12 thriller. Games were actually played at UM briefly in the late 1920s and early 1930s, but were discontinued until a decade later when Jack Harding resurrected the sport at the varsity level in 1940. Harding was the Hurricanes' football coach from 1937-42 and, following World War II from 1945-47, as well as serving as UM's Athletic Director for 26 years. Baseball once again took a hiatus at Miami until 1946 when former UM football standout Eddie Dunn led the Hurricanes back onto the diamond.

From Major League Baseball, minor league organizations and top college and high school action, baseball and Miami have long been joined. Although amateur clubs were playing in Miami before the turn of the 20th century, the first official team appeared in 1912 with the minor league entry of the Miami Magicians of the Class D East Florida State League. The Magicians competed until the U.S. entered World War I.

Teams in the Florida East Coast League, including the Miami Wahoos, Miami Beach Flamingos, Fort Lauderdale Tarpons and West Palm Beach Indians, suspended operations in 1943 until the end of the war. From 1946 through 1955, a large portion of UM's schedule was against military service teams throughout the Southeast.

Construction on Miami Stadium began in late 1948 and opened in August 1949. At the time, the 9,000-seat stadium was hailed as one of the finest and most beautiful in baseball.

The Hurricanes were still playing at Miami Field, as were numerous minor league, high school and MLB exhibitions. The opening of the new state-of-the-art facility near downtown Miami gave way to games with the Hurricanes playing the likes of the Brooklyn Dodgers, Ft. Lauderdale Braves, Miami Beach Flamingos and Miami Beach Sun Sox as early as 1950.

The Marlins nickname made its first appearance in 1956 when the Triple A franchise from Syracuse, N.Y., moved south into Miami Stadium. Legendary baseball promoter Bill Veeck was brought in to run the team and one of his first hires was former Boston Red Sox Hall of Famer and UM head coach Jimmie Foxx. Foxx spent two seasons as head coach of the Hurricanes in 1956 and 1957.

The University of Miami became a major factor on the national collegiate baseball scene when the school hired Ron Fraser to guide the program in 1962. Fraser came to Miami at a time when the nation's concerns were focused 90 miles from Key West's shores in the Cuban Missile Crisis. He was an All-American player at Florida State in the late 1950s and was the mentor of the Dutch National Team for three years before Miami lured him to Coral Gables. Over the span of 30 years, "The Wizard of College Baseball" built what many considered the model collegiate program.

The Hurricanes won big under Fraser, becoming a regular participant in the College World Series and winning two national championships in the 1980s. It was also under Fraser that Miami made the upgrades to Mark Light Field and proved to many skeptics that college baseball could also be successful at the gate.

From Fraser to Jim Morris and continuing with Gino DiMare, the Hurricanes are still a big draw in town and annually place among college baseball's top 15. The success of the program only escalated under Morris with national championships in 1999 and 2001, along with numerous All-Americans and Major League Baseball Draft selections.

The park reopened as Alex Rodriguez Park at Mark Light Field in 2009 after a \$3.9 million anchor gift from the 14-time MLB All-Star, the largest gift ever to the University of Miami baseball program.

The most recent renovations - including postseason pennants draping the main concourse and a retired numbers installation (2014), as well as a bronze statue of Ron Fraser placed outside the ballpark (2015) - contribute to South Florida's already rich baseball history.

After over 20 years as a player and coach with the Hurricanes, DiMare became the program's ninth head coach prior to the 2019 season, which was the 75th in program history.

# MIAMI SKIPPERS

## EDDIE DUNN

### 1946-1954: 82-73-1 (.522)

The Post World War II era saw the rebirth of the University of Miami baseball program with former Hurricane football standout and eventual head coach Eddie Dunn at the helm.

Dunn was a nationally acclaimed running back for the Hurricanes from 1936-38 and later took the reins of the program from 1943-44 when gridiron coach Jack Harding left for service in the Navy. Dunn also served two seasons under Hart Morris on the men's basketball team, as well.

Over 60 years later, Dunn still remains ranked among UM's all-time top 10 in all-purpose yards (#3, 3,476), touchdowns (#5, 25), rushing yards (#8, 1,778) and points scored (#10, 160). His two football seasons saw UM go 5-1 in 1943 and 1-7-1 in '44, prior to the return of Harding to the UM sideline.

It was at that point when the Athletic Department enlisted the service of Dunn to resurrect both the basketball and baseball programs to varsity level during the post World War II era. UM had one previous season of varsity baseball in 1940 along with years of freshman class-level play.

Against teams from the state of Florida, military bases and around the Southeast, Dunn guided UM to an 82-73-2 mark over his nine seasons. His 1947 club went 11-2, followed by his second-best mark of 14-8 in '49. Dunn, who was raised in Miami, was the father of UM football All-American and Pittsburgh Steeler great Gary Dunn.

## PERRY MOSS

### 1955: 15-7 (.682)

Legendary head coach Perry Moss served one season at the helm of the Miami baseball program in 1955. His Hurricanes went 15-7, including wins over Florida and Florida State. Moss' name is synonymous with the sport of football. Up until the 2000 season, Moss could be found pacing the sidelines of the Arena Football League's Jacksonville Tomcats. An amazing career within the sport of football, Moss has held head coach, front office and assistant coach roles in the NFL, CFL, WFL, USFL and both Arena leagues.

## JIMMIE FOXX

### 1956-57: 20-20 (.500)

Major League Baseball Hall of Famer Jimmie Foxx spent two seasons in Coral Gables in 1956 and 1957. With a 20-20 combined record, Foxx's Hurricanes picked up wins over Florida State and Yale.

Foxx was inducted into the MLB Hall of Fame in 1951 after a stellar professional career that spanned 20 years with the Athletics, Red Sox, Cubs and Phillies. Foxx was the leagues' most valuable player three times (1932, '33, '38), while being selected to the all-star team from 1933-41. One of baseball's most feared batters, Foxx led the league in batting average (1933, '38), home runs (1932, '33, '35, '39), RBI (1932, '33, '38). He was the triple-crown winner in 1933 and still holds numerous Boston Red Sox records.

## WHITEY CAMPBELL

### 1958, 1960-62: 69-36-3 (.653)

Former Miami four-sport star Whitey Campbell, a member of the UM Sports Hall of Fame, spent four seasons as head coach of the baseball program (1958, 1960-62). His Hurricanes were successful with a 69-36-3 combined record with highlight wins over Florida, Florida State, Jacksonville, Army, Georgia Tech and Ohio State.

Campbell, who was nicknamed "Mr. Athletics", saw action with the football, baseball and basketball programs earning 12 overall letters. He was also an assistant on the UM football coaching staff during two separate periods in the 1950's and 1960's, as well as holding assistant football coach positions at Montana, Navy and Kentucky.

In baseball, Campbell batted .301 as a freshman, .412 as a sophomore, .328 as a junior and .428 in his senior year. In football, Campbell set numerous Miami receiving records while becoming the basketball programs' first 1,000-point scorer.

# MIAMI SKIPPERS

## JACK HARDING

**1940, 1959: 16-14-1 (.516)**

Jack Harding served as head coach of the baseball program prior to World War II in 1940 and then again in 1959. His 1959 squad went 15-10-1 with big wins over Yale, Georgia Tech and Ohio State. Harding also served as Athletics Director at Miami from 1948-63 and then nine seasons as the head football coach (1937-42, 45-47).

His football teams went 54-23-3 during his tenure, including a 13-10 victory over Holy Cross in the Orange Bowl. During his stay at Miami, Harding left UM to serve in the United States Navy. The football program named its Most Valuable Player award the Jack Harding Award, given annually since 1963.

Harding learned his football at the University of Pittsburgh, where he was a quarterback under legendary head coach Glenn "Pop" Warner. He then went on to coach at Scranton University prior to arriving in Coral Gables.

## RON FRASER

**1963-92: 1,271-438-9 (.740)**

See page 42.

## BRAD KELLEY

**1993: 36-22 (.621)**

Longtime baseball assistant coach Brad Kelley served one season as the head coach in 1993, following the departure of legendary UM coach Ron Fraser.

His team went 36-22 in 1993, including wins over Long Beach State, Florida, Florida State and Rice.

Kelly served eight seasons as an assistant coach under Fraser, handling the UM pitching staff for six seasons. Kelly also served as an assistant coach on the United States national team as Fraser's top aide at the 1987 Pan American Games in Indianapolis. At the Games, the USA earned the silver medal to World Champion Cuba's gold medal. The USA defeated Cuba three of the seven meetings at the Games.

## JIM MORRIS

**1994-2018: 1,090-472-3 (.696)**

See page 43.

## GINO DiMARE

**2019-PRESENT: 53-24 (.688)**

Gino DiMare became the ninth head coach in University of Miami baseball history prior to the 2019 season.

DiMare previously served as associate head coach in charge of hitting, as well as the baseball program's recruiting coordinator. Overall, 2018 marked DiMare's 19th year as a member of the Hurricanes baseball staff. DiMare rejoined the University of Miami baseball program after three years away from the program in 2011. Prior to his exit in 2008, DiMare served as the Canes recruiting coordinator and hitting coach over his final nine seasons. He held the title of assistant head coach during the 2008 season - a year the Canes won the Atlantic Coast Conference championship before advancing to the College World Series.

Miami had an impressive first season under his tutelage, winning 41 games and returning to the NCAA postseason for the first time since 2016. The Canes earned the 46th postseason berth in program history and reached the Starkville Regional final before falling to No. 6 Mississippi State. The Hurricanes went 18-12 in ACC play in 2019, winning seven conference series and turning in their best conference record since 2016.

Four Canes were named All-ACC, while freshman Adrian Del Castillo was also one of 12 players picked for the 2019 ACC All-Freshman Team and earned Freshman All-America honors from Baseball America, D1 Baseball, Collegiate Baseball Newspaper and Perfect Game.

The 2019 Canes hit an ACC-best 85 home runs on the season, the most since Miami hit 106 in 2010. First baseman Alex Toral smashed a conference-leading 24 home runs on the season that ranked third in Division I and moved him into a tie with Yonder Alonso for the second-most home runs by a Hurricane in a single season.

Twelve different Hurricanes hit at least one home run in 2019, sparking an explosion of power from the Miami bats that matched the 2018 season home run total of 23 after just 15 games in 2019. The Canes' 85 homers were more than the combined team home run total of 58 from the previous two seasons (35 in 2017 and 23 in 2018).

The 2020 season featured a preseason top 10 team that had the potential to go to Omaha before the COVID-19 pandemic ended the year after just 16 games.

# RON FRASER: THE WIZARD OF COLLEGE BASEBALL

## 1963-92: 1,271-438-9 (740)

There was that time when Ron Fraser received a phone call from friend and former Yankees slugger Joe DiMaggio, who had just attended a preseason Miami baseball practice a few days prior. DiMaggio had remembered a flaw in one of Coach Fraser's players swing and relayed over the phone some tips on correction. Fraser took the suggestion and began to work with the player. Future Hall of Famer Ernie Yaroshuk batted an amazing .448 during his senior season and was drafted by Philadelphia.

Then there was the time that Fraser had to call upon some old buddies to help save his team, which was rumored for contraction in its early stages. St. Louis Cardinals Hall of Famer Stan Musial and Major League broadcaster Joe Garagiola showed up and hosted a Miami baseball benefit, which in turn gained the necessary attention and support from the administration for continuing Fraser's young club's survival.

Or how about the time Fraser spent a couple of weeks in Bristol, Conn., campaigning his sports' presence with ESPN. Fraser's goal was to get the Hurricanes on TV against college baseball's biggest power, USC. What would become the first college baseball game ever on television was first to be just a one-game broadcast on tape delay. After the weekend series against the Trojans in Coral Gables was completed, Miami had defeated USC three consecutive games with each game broadcast live.

Did you know that a usually modest Boston Red Sox Hall of Famer Ted Williams once rode out from centerfield sitting in a giant sized glove in efforts to draw fans to Fraser's ballpark? Legendary Yankees broadcaster Mel Allen introduced him.

Fraser always seemed a step ahead of most. His early vision of the sport came when the rest started to think his way 20 years later. It is evidenced in the migration of the sports' top celebrities to Coral Gables and their teams' annual exhibitions against the Hurricanes a reflection of Fraser's baseball genius.

Ronald "Ron" George Fraser came to the University of Miami in 1962 after serving the Dutch National Team that lasted three years and produced three European Championships. His international reputation earned him the job at Miami, succeeding Whitey Campbell. He was actually noticed by UM officials on the television show "What's My Line?" Fraser was a success on the show as he stumped the panel and unknowingly won over his future employer.

In the beginning, the support wasn't there. Fraser had nearly no money for his program and had to work days at a Coral Gables youth center. He didn't have the scholarships for his players, uniforms, nor bats or balls. Uniforms came from elsewhere, like the ones the Army program gave to Miami. Fraser recalled that the "A" and "Y" of Army were clearly visible around the freshly embroidered "Miami". Some of the first uniforms were bought from a Lucky Strike cigarette ad. Another friend

of Fraser's, this one who designed Italian suits, created uniforms that were second to none with bright lime green as the dominant color.

What was first a rusty, rugged and dust-blown park soon transformed into a place where baseball was thriving. Balls and bats showed up at the park on the southwest corner of campus. The scholarships took 10 years, but you would have never known by the success of the program, nationally and abroad. Fraser received six scholarships in 1973, the team responded with 10 more victories. He got six more for 1974. His team went 51-11 and played for the national championship in its first College World Series appearance.

The Miami program really began to blossom following that first CWS appearance. Miami was annually among the leaders in attendance and eventually drew a decade-best 1.27 million in the 1980s. Two thousand to 4,000 fans were coming on average 10 years after Miami was lucky to have 100 show up for a game. Through Fraser's efforts, Mark Light Field, which was funded with the private donation largely from George and Ethel Light, was dedicated in 1973.

It was Fraser's knack for marketing and promotion that drew the masses and earned him the nickname "The Wizard of College Baseball". Miami players were wearing white shoes and colored gloves before Charlie Finley tried the same with his Oakland A's. Fraser was the first to hire batgirls and was the first to wear green gloves on St. Patrick's Day. There were incredible car and vacation giveaways, income tax night and the San Diego Chicken.

Perhaps Fraser's biggest extravaganza was the baseball fundraiser dubbed "A Night With Ron Fraser" on February 16, 1977, a \$5,000-a-plate gourmet dinner on the infield. Five-star chefs served a 10-course dinner of caviar, Alaskan king crab legs and pheasant under glass. A harpist in a white tuxedo played on the mound and violinists strolled among the tables. It was a huge success, covered by media from across the world.

His 30-year career at Miami that spanned more three decades, Fraser produced a 1,271-438-9 record with a NCAA-record 20 straight postseason appearances and 12 trips to the College World Series with national championships in 1982 and 1985. He is a 26-time coach of the year and a member of 10 halls of fame, including the inaugural class of the College Baseball Foundation Hall of Fame in 2006.

Fraser passed away on Jan. 20, 2013 at the age of 79. In recognition of his lifetime accomplishments and a distinguished legacy of helping others, the University of Miami created the Ron Fraser Wizard Fund to honor the Hall of Fame coach with a bronze statue to outside Alex Rodriguez Park at Mark Light Field. It was installed on the afternoon of April 24, 2015 - just before Miami was to begin its annual rivalry series with Florida State.



# JIM MORRIS: 25 YEARS OF EXCELLENCE AT THE U

## 1994-2018: 1,090-472-3 (.696)

It didn't matter if his roster was full of rookies or veterans, Jim Morris produced some of college baseball's most consistent and dominant teams in his 25 seasons at the University of Miami. With a talented staff around him, Morris' Hurricanes were continually the class of collegiate baseball, having won national titles in 1999 and 2001 and the ACC Baseball Regular Season Championship in 2008, 2014 and 2016.

In his 25-season tenure at Miami, no program qualified for the College World Series as much as Morris and his Hurricanes. Miami, which has qualified for the NCAA Tournament on 45 occasions, made it to Omaha in 13 of Morris' 25 seasons in Coral Gables - including most recently in 2016, when Miami was awarded the No. 3 national seed for the NCAA postseason.

Morris set an NCAA record for guiding a program to the CWS in each of his first six years at UM. In addition, Morris has won 17 of 23 NCAA Regional appearances at UM, including a record 13 straight to start his tenure in Coral Gables. His teams qualified for NCAA Regionals for a streak of 32 straight years, beginning with his final nine seasons (1985-1993) at Georgia Tech and his first 23 seasons at Miami (1994-2016).

A three-time national coach of the year and 2008 Atlantic Coast Conference Coach of the Year, Morris directed the Hurricanes to a 1,090-472-3 (.696) mark since arriving in 1994. Including his 12 seasons at Georgia Tech (1982-93), Morris forged a 1,594-716-4 (.689) Division I record in 37 years as a head coach. Overall, Morris was the head coach at the collegiate level for 41 seasons, spending the first four at DeKalb (Ga.) C.C. from 1976-79, and recorded a 1,697-729-4 (.694) mark.

In addition to carrying on Miami's great baseball reputation in his 25-year tenure, Morris personally led the charge in the construction of Alex Rodriguez Park, and logged hundreds of hours raising funds for the stadium's renovation prior to its reopening in 2009.

Morris reached two coaching milestones in 2016, as he led the program to its 25th College World Series appearance in history, its third straight ACC Coastal Division title and the program's second ACC Regular Season Championship in a three-year span. The Hurricanes posted a 50-win season (50-14) for the second straight year, marking the first such instance for Miami since 1998 / 1999.

Morris became just the sixth coach in the history of Division I baseball to reach the 1,500-win plateau when Miami topped Louisville 8-4 in dramatic fashion on March 18, 2016. A walk-off grand slam from Willie Abreu gave Morris his 1,500th.

Eight days later, Miami topped Clemson 5-4 in 11 innings - also in walk-off fashion - to send Morris to his 1,000th win at the helm of the Hurricanes.

Miami captured the 2014 ACC Regular Season Championship under his watch, recording 24 wins in conference play for the first time in program history. The conference win total set a new record for the program and tied the ACC's all-time single-season win total.

Morris reached two coaching milestones in the first half of the 2014 season. He became just the eighth Division I coach to reach 1,400 wins in a 5-2 win over Boston College on March 8, and won his 900th game at Miami in a 7-1 upset of No. 3 Virginia on March 22. The Hurricanes, who have never missed the Atlantic Coast Conference Championship since joining the ACC in 2004, qualified for their 10th straight conference tournament under Morris and earned a Regional host spot for their 42nd consecutive postseason trip.

On March 15, 2013, Morris won his 1,500th game as a head coach in signature fashion - upsetting No. 1 North Carolina on the road at Boshamer Stadium in Chapel Hill, N.C.

Morris reached a number of other coaching milestones in his time in Coral Gables. His 1,000th Division-I game on April 4, 2004, at his old stomping grounds at Georgia Tech. He also achieved another milestone during the 2004 season, winning his 500th game at the helm of the Miami program. Morris' 500th win came just a few weeks following his 1,000th overall win as a Division-I head coach by beating Florida State 7-3 on April 17. His 600th win at Miami fittingly came in UM's 2006 Regional Opener against San Francisco on June 2, an 11-2 win that began the greatest run to the postseason in Miami's history. He is the second Hurricanes' head coach to win 500 games at Miami, joining Ron Fraser, who won

1,271 games from 1963-1992 in Coral Gables.

The 2008 season saw the Hurricanes reach their 11th CWS and reach the 50-win plateau for the seventh time under Morris. The team finished with an overall record of 53-11 (.828), the highest winning percentage for a Miami team in 16 seasons. The Hurricanes, after going 43-8 overall and 23-5 in ACC play during the regular season, went on to win their first ACC title at the 2008 ACC Championship in Jacksonville. Miami would go on to host and win both the Coral Gables Regional (vs. Bethune-Cookman, Mississippi and Missouri) and the Coral Gables Super Regional (vs. Arizona) on its path to Omaha. Morris earned ACC Coach of the Year honors for his leadership in 2008 while eight Hurricanes were named to the All-ACC team, including left-hander Chris Hernandez, who was named ACC Freshman of the Year.

For the first time in school history, three Hurricanes were selected in the first round of the Major League Baseball Draft in 2008. Junior first baseman Yonder Alonso (7th overall to the Cincinnati Reds), junior second baseman Jamie Weeks (12th overall to the Oakland Athletics) and junior right-handed pitcher Carlos Gutierrez (27th overall to the Minnesota Twins) were the first three of eight total Canes taken in the 2008 draft.

Affectionately known as "3" by those surrounding the UM program, Morris and the Hurricanes claimed the 2001 National Championship with a 12-1 victory over Stanford in the College World Series finale at Rosenblatt Stadium. The 11-run margin of victory over the Cardinal tied a 45-year-old CWS record for a championship game, while the Hurricanes' 12.3 runs per game set a new CWS mark. Miami had also defeated Tennessee twice, 21-13 and 12-6, and Southern California, 4-3, to advance to the title game.

Miami finished the 2001 season riding a NCAA-high 17-game win streak, including a nine-game sweep during the postseason. The Hurricanes claimed the Coral Gables

Regional championship with wins over Bucknell, Florida and Stetson, followed by a two-game sweep of Clemson in the Coral Gables Super Regional. The Hurricanes' 53-12 overall record in 2001 marked the most in wins (53) and winning percentage (.815) under Morris.

Collegiate Baseball Newspaper and the American Baseball Coaches Association each honored Morris with its National Coach of the Year honors following his 2001 title to give him five such honors for his career. He additionally won top honors from Collegiate Baseball and the ABCA after the Hurricanes defeated Florida State, 6-5, for the 1999 National Championship. Morris' first National Coach of the Year honor came in his first season at Miami in 1994.

Athletic Director Paul Dee officially appointed Morris Miami's eighth baseball coach on November 4, 1993. Morris graciously accepted and opened a new chapter in his storied coaching career.

Leaving Georgia Tech, which was the preseason No. 1 team in 1994, had to be tough, but the usually candid Morris put it in perspective: "I'm going from the No. 1 team in the country, to the No. 1 program in the country."

In 1982, Morris would accept a huge challenge in accepting the head coaching job at Georgia Tech. It was a reclamation project as the Yellow Jackets were on the backside of four straight losing seasons and were 4-23 in their first two seasons in the Atlantic Coast Conference.

At Georgia Tech, Morris was the all-time leader in coaching victories, in any of the school's varsity sports, as he had 12 straight winning seasons, nine straight NCAA regional berths, four straight Atlantic Coast Conference titles (1985-88) and a school-record 51 wins in 1987.

Over 150 professional baseball players have played under Morris during their college careers at Miami, Georgia Tech and DeKalb.

Among the players Morris coached at Miami that went on to play in the Major Leagues were Ryan Braun, Yasmani Grandal, Yonder Alonso, Danny Valencia, Peter O'Brien, Andrew Suarez, Chris Herrmann, Pat Burrell, Alex Cora, Bobby Hill, Aubrey Huff, Chris Perez, Cesar Carrillo, Brian Barton, Gaby Sanchez, Charlton Jimerson, Jay Tessmer, Danny Graves and Jason Michaels, among others. Standout players under Morris from his days at Georgia Tech were Nomar Garciaparra, Jay Payton and Jason Varitek.

# YEARLY RECORDS

## INDEPENDENT 1940, 1946-2004

YEAR	OVERALL	HEAD COACH
1940	1-4	Jack Harding
1941	N/A	N/A
1942	N/A	N/A
1943	N/A	N/A
1944	N/A	N/A
1945	N/A	N/A
1946	2-7	Eddie Dunn
1947	11-2	Eddie Dunn
1948	9-10	Eddie Dunn
1949	14-8	Eddie Dunn
1950	8-7	Eddie Dunn
1951	12-7	Eddie Dunn
1952	6-12-1	Eddie Dunn
1953	10-9-1	Eddie Dunn
1954	10-11	Eddie Dunn
1955	15-7	Perry Moss
1956	9-8	Jimmie Foxx
1957	11-12	Jimmie Foxx
1958	16-11	Whitey Campbell
1959	15-10-1	Jack Harding
1960	19-7	Whitey Campbell
1961	17-9-3	Whitey Campbell
1962	17-9	Whitey Campbell
1963	18-9	Ron Fraser
1964	20-9-1	Ron Fraser
1965	23-12-1	Ron Fraser
1966	19-18-1	Ron Fraser
1967	23-15-1	Ron Fraser
1968	27-11-1	Ron Fraser
1969	31-11	Ron Fraser
1970	28-15-1	Ron Fraser
1971	35-11	Ron Fraser
1972	32-17	Ron Fraser
1973	42-17	Ron Fraser
1974	51-11	Ron Fraser
1975	45-14	Ron Fraser
1976	41-15	Ron Fraser
1977	44-13	Ron Fraser
1978	50-12	Ron Fraser
1979	55-11	Ron Fraser
1980	59-12	Ron Fraser
1981	61-10	Ron Fraser
1982	55-17-1	Ron Fraser
1983	61-21	Ron Fraser
1984	48-28	Ron Fraser
1985	64-16	Ron Fraser
1986	50-17	Ron Fraser
1987	35-24-1	Ron Fraser
1988	52-14-1	Ron Fraser
1989	49-18	Ron Fraser
1990	52-13	Ron Fraser
1991	46-17	Ron Fraser
1992	55-10	Ron Fraser

YEAR	OVERALL	HEAD COACH
1993	36-22	Brad Kelley
1994	49-14	Jim Morris
1995	48-17	Jim Morris
1996	50-14	Jim Morris
1997	51-18	Jim Morris
1998	51-12	Jim Morris
1999	50-13	Jim Morris
2000	41-19-1	Jim Morris
2001	53-12	Jim Morris
2002	34-29	Jim Morris
2003	45-17-1	Jim Morris
2004	50-13	Jim Morris

## ACC

YEAR	OVERALL	ACC	FINISH	HEAD COACH
2005	41-19-1	19-10-1	3rd	Jim Morris
2006	42-24	17-13	5th/4th Coastal	Jim Morris
2007	37-24	17-13	5th/3rd Coastal	Jim Morris
2008	53-11	23-5	1st/1st Coastal	Jim Morris
2009	38-22	18-12	5th/3rd Coastal	Jim Morris
2010	43-20	20-10	3rd/3rd Coastal	Jim Morris
2011	38-23	19-10	4th/4th Coastal	Jim Morris
2012	36-23	16-14	6th/3rd Coastal	Jim Morris
2013	37-25	14-16	8th/5th Coastal	Jim Morris
2014	44-19	24-6	1st/1st Coastal	Jim Morris
2015	50-17	22-8	2nd/1st Coastal	Jim Morris
2016	50-14	21-7	1st/1st Coastal	Jim Morris
2017	31-27	16-13	6th/3rd Coastal	Jim Morris
2018	28-26	16-13	6th/3rd Coastal	Jim Morris
2019	41-20	18-12	4th/2nd Coastal	Gino DiMare
2020	12-4	3-0	DNF: COVID-19	Gino DiMare

## RECORD BREAKDOWN

Games Played: 3,785  
 All-Time Record: 2,652-1,106-18  
 Winning Percentage: .702  
 Independent: 2,031-788-17 (.716)  
 As Member of ACC: 621-318-1 (.660)  
 ACC Play: 283-162-1 (.635)

## RECORD BY COACH

Jack Harding	16-14-1
Eddie Dunn	82-73-2
Perry Moss	15-7
Jimmie Foxx	20-20
Whitey Campbell	69-36-3
Ron Fraser	1,271-438-9
Brad Kelley	36-22
Jim Morris	1,090-472-3
Gino DiMare	53-24



# ALL-TIME RESULTS

## JACK HARDING

1940

### 1940

1-4 (.200)

-	W	13-12	Newberry	-
-	L	5-7	Tampa	-
4/9	L	13-18	Florida	Gainesville, Fla.
-	L	2-16	Rollins	-
-	L	5-13	Rollins	-

## EDDIE DUNN

1946-1954

### 1946

2-7 (.222)

4/15	L	5-8	Auburn	Auburn, Ala.
4/16	L	0-7	Ft. Benning Inf.	Ft. Benning, Ga.
4/16	W	9-5	Ft. Benning Para	Ft. Benning, Ga.
4/26	L	7-13	Jacksonville N.A.S.	Coral Gables, Fla.
4/27	L	4-6	Jacksonville N.A.S.	Coral Gables, Fla.
4/29	W	6-4	McDill AFB	Coral Gables, Fla.
4/30	L	11-13	McDill AFB	Coral Gables, Fla.
5/2	L	0-1	Auburn (13)	Coral Gables, Fla.
5/3	L	7-11	Auburn	Coral Gables, Fla.

### 1947

11-2 (.846)

4/4	W	1-0	Florida	Coral Gables, Fla.
4/5	W	1-0	Florida (10)	Coral Gables, Fla.
4/9	W	5-3	Florida Southern	Lakeland, Fla.
4/10	W	4-1	Florida Southern	Lakeland, Fla.
4/11	L	2-4	Rollins	Winter Park, Fla.
4/18	W	3-1	Tampa	Tampa, Fla.
4/24	W	4-1	Stetson	Miami Beach, Fla.
4/25	L	2-5	Stetson	Miami Beach, Fla.
5/3	W	6-3	Rollins	Coral Gables, Fla.
5/3	W	9-8	Rollins	Coral Gables, Fla.
5/10	W	4-1	Florida Southern	Coral Gables, Fla.
5/10	W	3-0	Florida Southern	Coral Gables, Fla.
5/16	W	9-2	Tampa	Coral Gables, Fla.

### 1948

9-10 (.474)

4/2	L	3-4	Rollins	Winter Park, Fla.
4/3	L	4-8	Rollins	Winter Park, Fla.
4/8	L	7-13	Newberry	Newberry, S.C.
4/13	W	9-3	Jacksonville N.A.S.	Coral Gables, Fla.
4/14	W	9-7	Jacksonville N.A.S.	Coral Gables, Fla.
4/19	W	14-3	Stetson	DeLand, Fla.
4/20	W	3-0	Stetson	DeLand, Fla.
4/22	L	0-1	Tampa (10)	Tampa, Fla.
4/23	W	6-5	Florida Southern (10)	Lakeland, Fla.
4/24	L	4-8	Florida Southern	Lakeland, Fla.
4/30	L	6-8	Rollins (10)	Coral Gables, Fla.
5/1	L	1-2	Rollins	Coral Gables, Fla.
5/7	L	8-16	Florida	Gainesville, Fla.
5/8	L	7-8	Florida	Gainesville, Fla.
5/11	W	3-2	Stetson	Coral Gables, Fla.
5/14	W	3-1	Florida Southern	Coral Gables, Fla.
5/15	L	2-4	Florida Southern	Coral Gables, Fla.
5/21	W	7-0	Tampa	Coral Gables, Fla.
5/22	W	10-7	Tampa	Coral Gables, Fla.

### 1949 14-8 (.636)

4/1	W	12-2	Florida Southern	Coral Gables, Fla.
4/2	W	11-8	Florida Southern	Coral Gables, Fla.
4/8	L	4-17	Florida	Coral Gables, Fla.
4/9	W	9-8	Florida	Coral Gables, Fla.
4/11	L	2-8	Florida Southern	Lakeland, Fla.
4/12	W	2-0	Florida Southern	Lakeland, Fla.
4/13	L	4-5	Stetson	DeLand, Fla.
4/14	L	6-8	Stetson	DeLand, Fla.
4/15	L	1-13	Rollins	Winter Park, Fla.
4/16	L	0-3	Rollins	Winter Park, Fla.
4/22	W	3-2	Tampa	Coral Gables, Fla.
4/23	W	14-3	Tampa	Coral Gables, Fla.
4/26	W	10-2	Cherry Point Marines	Coral Gables, Fla.
4/27	W	15-1	Cherry Point Marines	Coral Gables, Fla.
4/29	W	3-2	Stetson	Coral Gables, Fla.
4/30	W	9-3	Stetson	Coral Gables, Fla.
5/6	L	0-2	Rollins	Coral Gables, Fla.
5/7	W	5-4	Rollins	Coral Gables, Fla.
5/13	L	5-9	Florida	Gainesville, Fla.
5/14	W	7-4	Florida	Gainesville, Fla.
5/18	W	7-6	Jacksonville N.A.S. (10)	Coral Gables, Fla.
5/19	W	4-3	Jacksonville N.A.S.	Coral Gables, Fla.

### 1950

8-7 (.533)

3/17*	L	0-2	Brooklyn Dodgers	Coral Gables, Fla.
3/18*	L	1-2	Ft. Lauderdale Braves	Coral Gables, Fla.
3/22*	W	3-2	Miami Beach Flamingos	Coral Gables, Fla.
3/30*	L	0-5	Miami Sun Sox	Coral Gables, Fla.
4/7	L	2-3	Florida (13)	Coral Gables, Fla.
4/8	W	5-3	Florida	Coral Gables, Fla.
4/14	W	4-0	Rollins	Coral Gables, Fla.
4/15	L	1-6	Rollins	Coral Gables, Fla.
4/21	W	7-2	Florida Southern	Coral Gables, Fla.
4/22	W	12-2	Florida Southern	Coral Gables, Fla.
4/28	W	5-4	Stetson	Coral Gables, Fla.
4/29	W	10-7	Stetson	Coral Gables, Fla.
5/1	L	4-6	Florida	Gainesville, Fla.
5/2	W	12-9	Florida	Gainesville, Fla.
5/3	L	2-10	Stetson	DeLand, Fla.
5/4	W	13-7	Stetson	DeLand, Fla.
5/5	L	8-10	Rollins	Winter Park, Fla.
5/6	L	1-7	Rollins	Winter Park, Fla.
5/9	L	3-4	Florida Southern (13)	Lakeland, Fla.

### 1951

12-7 (.632)

3/16*	L	5-13	Brooklyn Dodgers "B"	-
3/17*	L	0-1	Brooklyn Dodgers "B"	-
3/22	W	11-2	Florida State	Coral Gables, Fla.
3/23	L	4-13	Florida State	Coral Gables, Fla.
3/27	L	0-2	Parris Island Marines	-
3/28	W	5-3	Parris Island Marines	-
3/30	W	5-4	Rollins	Coral Gables, Fla.
3/31	W	4-3	Rollins	Coral Gables, Fla.
4/3*	L	2-8	Miami Beach Flamingos	-
4/13	L	3-6	Stetson	Coral Gables, Fla.
4/14	L	3-7	Stetson	Coral Gables, Fla.
4/21	W	11-2	425th Air Force	Coral Gables, Fla.
4/27	W	5-2	Rollins	Winter Park, Fla.
4/29	W	7-6	Rollins	Winter Park, Fla.
4/30	W	4-3	Florida (10)	Gainesville, Fla.
5/1	L	9-17	Florida	Gainesville, Fla.
5/2	L	4-5	Stetson	DeLand, Fla.

# ALL-TIME RESULTS

5/3	L	8-13	Stetson	DeLand, Fla.
5/11	W	10-1	U of Havana	Coral Gables, Fla.
5/12	W	11-1	U of Havana	Coral Gables, Fla.
5/14	W	7-1	Florida Southern	Coral Gables, Fla.
5/15	W	5-0	Florida Southern	Coral Gables, Fla.

4/9	L	7-8	Rollins	Winter Park, Fla.
4/10	L	1-6	Rollins	Winter Park, Fla.
	L	2-15	Waterloo	Coral Gables, Fla.
	L	0-4	Waterloo	Coral Gables, Fla.
4/16	W	5-1	Stetson	Coral Gables, Fla.
4/17	L	3-12	Stetson	Coral Gables, Fla.
4/30	L	2-10	Stetson	DeLand, Fla.
5/1	L	6-8	Stetson	DeLand, Fla.
5/2	L	0-7	Patrick AFB	Coral Gables, Fla.
5/2	W	9-6	Patrick AFB	Coral Gables, Fla.
5/3	W	3-2	Patrick AFB	Coral Gables, Fla.
5/7	W	4-2	Rollins	Coral Gables, Fla.
5/8	L	3-6	Rollins	Coral Gables, Fla.
5/10	W	15-8	Opa Locka Marines	-
5/11	W	8-1	Opa Locka Marines	-

## 1952

## 6-12-1 (.316)

3/11*	L	1-7	Brooklyn Dodgers "B"	-
3/22*	L	3-6	Coral Gables Sun Sox Vero Beach, Fla.	-
3/24*	L	2-11	Brooklyn Dodgers "B"	-
3/31	L	2-6	Parris Island Marines	-
4/1	L	1-6	Parris Island Marines	-
4/4	L	1-3	Florida State	Tallahassee, Fla.
4/5	L	0-7	Florida State	Tallahassee, Fla.
4/11	L	1-4	Florida	Coral Gables, Fla.
4/12	L	5-8	Florida	Coral Gables, Fla.
4/18	W	6-5	Stetson	Coral Gables, Fla.
4/19	L	4-5	Stetson	Coral Gables, Fla.
4/23	L	2-4	Stetson	DeLand, Fla.
4/24	L	4-6	Stetson	DeLand, Fla.
4/25	L	1-4	Rollins	Winter Park, Fla.
4/26	W	7-1	Rollins	Winter Park, Fla.
4/28	W	7-6	Rollins	Coral Gables, Fla.
4/29	L	1-2	Rollins	Coral Gables, Fla.
5/3	W	14-5	Patrick AFB	Coral Gables, Fla.
5/5	L	3-10	Florida	Gainesville, Fla.
5/6	T	13-13	Florida	Gainesville, Fla.
5/16	W	9-4	Tampa	Coral Gables, Fla.
5/17	W	13-6	Tampa	Coral Gables, Fla.

## PERRY MOSS

1955

## 1955

## 15-7 (.682)

3/18	W	15-2	Patrick AFB	Coral Gables, Fla.
3/19	W	15-2	Patrick AFB	Coral Gables, Fla.
3/25	W	12-4	Pine Castle AFB	Orlando, Fla.
3/28	L	0-4	Florida	Gainesville, Fla.
3/29	W	4-3	Florida	Gainesville, Fla.
4/6	W	10-0	Pine Castle AFB	Coral Gables, Fla.
4/7	W	9-5	Pine Castle AFB	Coral Gables, Fla.
4/8	W	6-0	Stetson	Coral Gables, Fla.
4/15	L	3-4	Florida State	Coral Gables, Fla.
4/16	W	5-4	Florida State	Coral Gables, Fla.
4/18	W	3-1	Florida Southern	Lakeland, Fla.
4/19	W	6-0	Florida Southern	Lakeland, Fla.
4/20	L	8-20	Stetson	DeLand, Fla.
4/21	W	10-6	Stetson	DeLand, Fla.
4/22	L	2-11	Rollins	Winter Park, Fla.
4/23	L	5-12	Rollins	Winter Park, Fla.
4/24	W	8-0	Patrick AFB	Cocoa, Fla.
4/24	W	4-0	Patrick AFB	Cocoa, Fla.
4/29	W	5-4	Florida Southern	Coral Gables, Fla.
4/30	W	9-2	Florida Southern	Coral Gables, Fla.
5/6	L	3-8	Rollins	Coral Gables, Fla.
5/7	L	2-8	Rollins	Coral Gables, Fla.

## 1953

## 10-9-1 (.500)

3/1*	W	11-1	Maritime Academy	-
3/8*	L	0-6	Atlanta Crackers	-
3/16	W	13-1	Patrick AFB	Coral Gables, Fla.
3/17	L	7-11	Patrick AFB	Coral Gables, Fla.
3/20	W	7-3	Patrick AFB	Cocoa, Fla.
3/21	W	12-5	Patrick AFB	Cocoa, Fla.
3/23	W	9-8	Amherst	Coral Gables, Fla.
3/24	W	12-7	Amherst	Coral Gables, Fla.
3/27	W	9-5	Georgia-Atlanta	Coral Gables, Fla.
3/30	W	18-17	Stetson	Coral Gables, Fla.
3/31	L	0-6	Stetson	Coral Gables, Fla.
4/6	T	12-12	Parris Island Marines	-
4/7	L	3-8	Parris Island Marines	-
4/11	L	6-7	Opa Locka Marines	-
4/17	L	0-9	Rollins	Coral Gables, Fla.
4/18	W	9-8	Rollins	Coral Gables, Fla.
4/22	L	4-11	Stetson	DeLand, Fla.
4/23	W	12-0	Stetson	DeLand, Fla.
4/24	W	10-9	Rollins	Winter Park, Fla.
4/25	L	1-3	Rollins	Winter Park, Fla.
5/8	L	2-4	Opa Locka Marines	-
5/9	L	6-10	Opa Locka Marines (10)	-

## JIMMIE FOXX

1956-57

## 1956

## 9-8 (.529)

3/27	L	6-9	Amherst	Coral Gables, Fla.
3/28	W	6-4	Amherst	Coral Gables, Fla.
3/29	L	14-16	Amherst	Coral Gables, Fla.
4/2	L	3-6	Florida	Coral Gables, Fla.
4/3	L	0-4	Florida	Coral Gables, Fla.
4/6	W	4-2	Florida Southern	Coral Gables, Fla.
4/7	W	12-5	Florida Southern	Coral Gables, Fla.
4/13	W	8-7	Stetson (12)	Coral Gables, Fla.
4/14	W	4-3	Stetson	Coral Gables, Fla.
4/16	L	1-6	Rollins	Coral Gables, Fla.
4/21	L	4-7	Rollins	Winter Park, Fla.
4/23	W	4-2	Florida Southern	Lakeland, Fla.
4/24	W	7-1	Florida Southern	Lakeland, Fla.
4/26	W	3-2	Stetson	DeLand, Fla.
4/26	W	2-0	Stetson	DeLand, Fla.
4/27	L	5-13	Florida State	Tallahassee, Fla.
4/28	L	0-2	Florida State	Tallahassee, Fla.

## 1954

## 10-11 (.476)

3/12	L	7-9	Florida	Coral Gables, Fla.
3/13	L	8-9	Florida	Coral Gables, Fla.
3/25	W	17-4	Amherst	Coral Gables, Fla.
3/26	W	7-6	Amherst	Coral Gables, Fla.
3/29	L	0-10	Parris Island Marines	-
3/30	L	2-7	Parris Island Marines	-
4/1	W	8-6	Florida Southern	Coral Gables, Fla.
4/2	W	11-2	Florida Southern	Coral Gables, Fla.





# ALL-TIME RESULTS

## 1957

3/13	L	0-6	Stetson	DeLand, Fla.
3/14	W	5-4	Stetson	DeLand, Fla.
3/16	L	1-10	Florida	Gainesville, Fla.
3/16	L	5-9	Florida	Gainesville, Fla.
3/19	W	9-8	Yale	Coral Gables, Fla.
3/20	W	8-5	Yale	Coral Gables, Fla.
3/21	L	7-23	Yale	Coral Gables, Fla.
3/26	W	9-3	Amherst	Coral Gables, Fla.
3/27	L	5-10	Amherst	Coral Gables, Fla.
3/28	L	1-6	Amherst	Coral Gables, Fla.
4/5	W	10-7	Florida Southern	Coral Gables, Fla.
4/6	W	8-2	Florida Southern	Coral Gables, Fla.
4/12	L	4-6	Rollins	Coral Gables, Fla.
4/13	W	8-6	Rollins	Coral Gables, Fla.
4/16	L	3-15	Florida State	Tallahassee, Fla.
4/17	L	3-21	Florida State	Tallahassee, Fla.
4/19	W	11-1	Florida Southern	Lakeland, Fla.
4/20	L	2-6	Florida Southern	Lakeland, Fla.
4/30	L	3-15	Florida State	Coral Gables, Fla.
4/30	W	2-1	Florida State	Coral Gables, Fla.
5/3	W	7-6	Tampa	Coral Gables, Fla.
5/10	L	6-11	Stetson	Coral Gables, Fla.
5/11	W	9-7	Stetson	Coral Gables, Fla.

## 11-12 (.478)

3/23	W	4-1	Yale	Coral Gables, Fla.
3/25	W	4-3	Georgia Tech	Coral Gables, Fla.
3/26	W	3-2	Yale	Coral Gables, Fla.
3/27	T	2-2	Georgia Tech	Coral Gables, Fla.
3/28	W	6-2	Yale	Coral Gables, Fla.
3/28	L	3-15	Georgia Tech	Coral Gables, Fla.
3/28	L	0-4	Georgia Tech	Coral Gables, Fla.
3/30	L	2-6	Yale (10)	Coral Gables, Fla.
3/30	L	3-4	Yale	Coral Gables, Fla.
3/31	W	11-9	Yale	Coral Gables, Fla.
4/1	W	9-8	Amherst	Coral Gables, Fla.
4/2	W	6-3	Amherst	Coral Gables, Fla.
4/10	L	2-3	Rollins	Coral Gables, Fla.
4/11	W	13-2	Rollins	Coral Gables, Fla.
4/20	L	3-5	Tampa	Tampa, Fla.
4/21	L	1-5	Tampa	Tampa, Fla.
4/22	W	6-5	Florida Southern	Lakeland, Fla.
4/24	L	0-4	Rollins	Winter Park, Fla.
4/25	W	12-7	Rollins	Winter Park, Fla.
5/1	W	4-2	Florida Southern	Coral Gables, Fla.
5/2	W	2-0	Florida Southern (10)	Coral Gables, Fla.
5/8	W	10-3	Stetson	Coral Gables, Fla.
5/9	W	10-0	Stetson (10)	Coral Gables, Fla.

## WHITEY CAMPBELL 1958, 1960-62

### 1958

3/12	L	5-7	Stetson	DeLand, Fla.
3/14	L	4-5	Florida Southern (10)	Lakeland, Fla.
3/15	L	3-7	Florida Southern	Lakeland, Fla.
3/21	W	7-6	Georgia Tech	Coral Gables, Fla.
3/22	W	7-4	Georgia Tech	Coral Gables, Fla.
3/25	W	8-2	Amherst	Coral Gables, Fla.
3/26	W	8-4	Amherst	Coral Gables, Fla.
3/28	W	3-1	Florida	Coral Gables, Fla.
3/29	W	9-8	Florida (11)	Coral Gables, Fla.
4/1	W	6-5	Wesleyan (10)	Coral Gables, Fla.
4/2	L	5-21	Wesleyan	Coral Gables, Fla.
4/5	W	7-2	Florida Southern	Coral Gables, Fla.
4/5	W	4-3	Florida Southern	Coral Gables, Fla.
	L	4-5	Michigan (11)	Coral Gables, Fla.
4/11	W	13-3	Rollins	Winter Park, Fla.
4/16	L	3-4	Tampa	Tampa, Fla.
4/17	L	1-3	Tampa	Tampa, Fla.
4/18	L	0-18	Florida State	Tallahassee, Fla.
4/19	W	12-7	Florida State	Tallahassee, Fla.
4/25	W	5-2	Tampa Coral	Gables, Fla.
4/26	W	4-1	Tampa	Coral Gables, Fla.
5/2	W	6-5	Jacksonville	Coral Gables, Fla.
5/3	W	6-0	Jacksonville	Coral Gables, Fla.
5/5	L	2-9	Florida State	Coral Gables, Fla.
5/6	L	1-6	Florida State	Coral Gables, Fla.
5/9	W	3-0	Stetson	Coral Gables, Fla.
5/10	L	1-9	Stetson	Coral Gables, Fla.

### 16-11 (.593)

### 1960

3/14	L	3-6	Florida State	Coral Gables, Fla.
3/15	L	6-10	Florida State	Coral Gables, Fla.
3/18	L	1-2	Rollins	Coral Gables, Fla.
3/19	W	7-1	Rollins	Coral Gables, Fla.
3/24	W	5-1	Georgia Tech	Coral Gables, Fla.
3/25	W	10-6	Army	Coral Gables, Fla.
3/26	W	4-2	Georgia Tech	Coral Gables, Fla.
3/27	W	11-9	Army	Coral Gables, Fla.
3/28	W	2-1	Furman	Coral Gables, Fla.
3/29	W	6-3	Furman	Coral Gables, Fla.
4/1	L	3-9	Florida	Coral Gables, Fla.
4/2	W	3-2	Florida	Coral Gables, Fla.
4/9	W	12-1	Florida Southern	Lakeland, Fla.
4/11	W	5-0	Stetson	DeLand, Fla.
4/12	L	3-6	Stetson	DeLand, Fla.
4/13	W	1-4	Rollins	Winter Park, Fla.
4/14	W	7-2	Rollins	Winter Park, Fla.
4/16	W	5-4	Jacksonville	Coral Gables, Fla.
4/16	W	7-5	Jacksonville	Coral Gables, Fla.
4/22	W	5-2	Tampa	Coral Gables, Fla.
4/30	W	21-0	Florida Southern	Coral Gables, Fla.
5/6	W	6-0	Stetson	Coral Gables, Fla.
5/7	W	8-1	Stetson	Coral Gables, Fla.
5/12	W	3-1	Tampa	Tampa, Fla.
5/13	L	3-16	Florida State	Tallahassee, Fla.
5/14	L	5-9	Florida State	Tallahassee, Fla.

### 19-7 (.731)

## JACK HARDING 1940, 1959

### 1959

3/14	L	1-3	Jacksonville	Jacksonville, Fla.
3/14	W	9-2	Jacksonville	Jacksonville, Fla.
3/21	L	0-4	Ohio State	Coral Gables, Fla.

### 15-10-1 (.577)

### 1961

3/16	W	8-3	Rollins	Coral Gables, Fla.
3/17	W	5-4	Rollins	Coral Gables, Fla.
3/18	W	6-5	Ohio State	Coral Gables, Fla.
3/18	T	2-2	Ohio State	Coral Gables, Fla.
3/21	T	4-4	Ohio State (10)	Coral Gables, Fla.
3/22	L	4-6	Ohio State	Coral Gables, Fla.
3/23	W	10-3	Georgia Tech	Coral Gables, Fla.
3/24	W	10-3	Army	Coral Gables, Fla.

### 17-9-3 (.586)

HISTORY

# ALL-TIME RESULTS

3/25	T	5-5	Georgia Tech	Coral Gables, Fla.	4/5	W	4-3	Tampa	Coral Gables, Fla.
3/25	W	5-3	Army	Coral Gables, Fla.	4/6	W	7-5	Tampa	Coral Gables, Fla.
3/30	W	9-0	Wesleyan	Coral Gables, Fla.	4/6	L	2-3	Tampa	Coral Gables, Fla.
3/31	W	7-4	Wesleyan	Coral Gables, Fla.	4/12	W	9-0	Florida Southern	Coral Gables, Fla.
4/1	W	6-0	Wesleyan	Coral Gables, Fla.	4/13	L	6-8	Florida Southern	Coral Gables, Fla.
4/10	W	5-2	Tampa (12)	Tampa, Fla.	4/13	W	3-1	Florida Southern	Coral Gables, Fla.
4/10	W	4-2	Tampa	Tampa, Fla.	4/19	W	11-2	Stetson	Coral Gables, Fla.
4/11	L	3-5	Florida Southern	Lakeland, Fla.	4/20	W	1-0	Stetson	Coral Gables, Fla.
4/12	L	2-7	Rollins	Winter Park, Fla.	4/20	W	7-0	Stetson	Coral Gables, Fla.
4/13	L	3-4	Rollins (13)	Winter Park, Fla.	4/26	L	2-4	Rollins	Winter Park, Fla.
4/14	L	1-6	Stetson	DeLand, Fla.	4/27	L	1-3	Rollins	Winter Park, Fla.
4/15	L	5-6	Stetson	DeLand, Fla.	4/27	L	2-3	Rollins	Winter Park, Fla.
4/17	L	0-2	Florida State	Coral Gables, Fla.	5/10	W	8-4	Jacksonville (12)	Jacksonville, Fla.
4/18	L	6-14	Florida State	Coral Gables, Fla.	5/11	W	11-3	Jacksonville	Jacksonville, Fla.
4/22	W	7-2	Florida Southern	Coral Gables, Fla.	5/11	W	7-3	Jacksonville	Jacksonville, Fla.
4/24	L	4-10	Florida	Gainesville, Fla.	5/13	W	4-0	Florida	Gainesville, Fla.
4/25	W	19-9	Florida	Gainesville, Fla.	5/14	L	0-11	Florida	Gainesville, Fla.
4/26	W	14-4	Jacksonville	Jacksonville, Fla.					
4/26	W	2-0	Jacksonville	Jacksonville, Fla.					
5/5	W	3-2	Stetson	Coral Gables, Fla.					
5/6	W	4-1	Stetson	Coral Gables, Fla.					

## 1962

3/9	W	14-10	Florida	Coral Gables, Fla.
3/10	L	7-12	Florida	Coral Gables, Fla.
3/19	W	4-1	Ohio State	Coral Gables, Fla.
3/20	L	8-12	Ohio State	Coral Gables, Fla.
3/21	W	7-3	Ohio State	Coral Gables, Fla.
3/22	W	17-7	Army	Coral Gables, Fla.
3/23	W	6-2	Army	Coral Gables, Fla.
3/24	W	5-2	Army	Coral Gables, Fla.
3/29	L	5-8	Wesleyan	Coral Gables, Fla.
3/30	W	7-0	Wesleyan	Coral Gables, Fla.
3/31	L	3-6	Wesleyan	Coral Gables, Fla.
4/6	L	4-9	Florida Southern	Lakeland, Fla.
4/13	W	14-7	Stetson	DeLand, Fla.
4/13	W	12-8	Stetson	DeLand, Fla.
4/14	W	7-2	Stetson	DeLand, Fla.
4/16	W	6-4	Florida State	Tallahassee, Fla.
4/17	L	8-9	Florida State (10)	Tallahassee, Fla.
4/20	L	3-7	Rollins	Coral Gables, Fla.
4/21	W	1-0	Rollins	Coral Gables, Fla.
4/21	L	0-2	Rollins	Coral Gables, Fla.
4/27	W	11-2	Jacksonville	Coral Gables, Fla.
4/28	L	1-8	Jacksonville	Coral Gables, Fla.
4/28	W	7-2	Jacksonville	Coral Gables, Fla.
5/1	W	8-7	Tampa (12)	Tampa, Fla.
5/2	W	7-6	Tampa	Tampa, Fla.
5/2	W	5-0	Tampa	Tampa, Fla.

## 17-9 (.654)

## 1964

3/13	W	3-1	Florida	Miami, Fla.
3/14	W	2-1	Florida	Coral Gables, Fla.
3/14	L	7-13	Florida	Coral Gables, Fla.
3/19	W	2-0	Army	Coral Gables, Fla.
3/20	W	3-1	Army	Coral Gables, Fla.
3/21	W	9-4	Army	Coral Gables, Fla.
3/23	L	7-10	Ohio State	Coral Gables, Fla.
3/24	L	4-8	Ohio State	Coral Gables, Fla.
3/25	L	1-3	Ohio State	Coral Gables, Fla.
3/26	W	10-2	Wesleyan	Coral Gables, Fla.
3/27	W	2-1	Wesleyan (10)	Coral Gables, Fla.
3/28	L	4-6	Wesleyan	Coral Gables, Fla.
3/28	L	2-4	Ohio State	Coral Gables, Fla.
3/30	W	5-4	Wesleyan	Coral Gables, Fla.
3/30	T	4-4	Wesleyan	Coral Gables, Fla.
4/3	W	7-5	Jacksonville	Coral Gables, Fla.
4/4	W	5-1	Jacksonville	Coral Gables, Fla.
4/4	W	8-3	Jacksonville	Coral Gables, Fla.
4/10	W	10-0	Tampa	Tampa, Fla.
4/11	W	9-6	Tampa	Tampa, Fla.
4/11	W	5-4	Tampa	Tampa, Fla.
4/17	W	2-1	Florida Southern	Lakeland, Fla.
4/18	L	0-3	Florida Southern	Lakeland, Fla.
4/18	W	4-1	Florida Southern	Lakeland, Fla.
4/24	W	12-4	Stetson	DeLand, Fla.
4/25	W	4-1	Stetson	DeLand, Fla.
4/25	W	13-4	Stetson	DeLand, Fla.
5/1	L	8-9	Rollins	Coral Gables, Fla.
5/2	W	3-1	Rollins	Coral Gables, Fla.
5/2	L	1-12	Rollins	Coral Gables, Fla.

## 20-9-1 (.667)

HISTORY

## RON FRASER

1963-1992

## 1963

3/16	L	3-4	Ohio State (11)	Coral Gables, Fla.
3/21	W	3-1	Army	Coral Gables, Fla.
3/22	W	3-1	Army	Coral Gables, Fla.
3/23	W	6-0	Army	Coral Gables, Fla.
3/25	L	1-6	Wesleyan	Coral Gables, Fla.
3/26	W	8-5	Wesleyan	Coral Gables, Fla.
3/27	W	6-5	Wesleyan (10)	Coral Gables, Fla.
3/28	W	6-4	Wesleyan	Coral Gables, Fla.
4/1	L	1-2	Florida State	Coral Gables, Fla.
4/2	W	4-1	Florida State	Coral Gables, Fla.

## 18-9 (.665)

## 1965

3/12	L	4-7	Florida State	Coral Gables, Fla.
3/13	L	4-9	Florida State	Coral Gables, Fla.
3/13	T	9-9	Florida State	Coral Gables, Fla.
3/22	L	1-2	Michigan State	Coral Gables, Fla.
3/23	W	2-1	Michigan State	Coral Gables, Fla.
3/24	L	2-13	Michigan State	Coral Gables, Fla.
3/25	W	7-3	Army	Coral Gables, Fla.
3/26	L	0-2	Florida	Coral Gables, Fla.
3/27	W	13-2	Army	Coral Gables, Fla.
3/29	W	6-5	Wesleyan	Coral Gables, Fla.
3/30	W	6-4	Wesleyan	Coral Gables, Fla.
3/31	W	6-3	Wesleyan	Coral Gables, Fla.
4/1	W	6-5	Furman	Coral Gables, Fla.

## 23-12-1 (.639)



# ALL-TIME RESULTS

4/2	W	14-2	Furman	Coral Gables, Fla.
4/3	W	7-3	Furman	Coral Gables, Fla.
4/9	L	2-7	Rollins	Winter Park, Fla.
4/10	L	2-3	Rollins	Winter Park, Fla.
4/10	W	6-3	Rollins	Winter Park, Fla.
4/12	W	5-1	Georgia Tech	Atlanta, Ga.
4/13	W	2-1	Georgia Tech	Atlanta, Ga.
4/14	L	3-6	Georgia	Athens, Ga.
4/16	W	9-4	Jacksonville	Jacksonville, Fla.
4/17	W	5-0	Jacksonville	Jacksonville, Fla.
4/17	W	3-2	Jacksonville	Jacksonville, Fla.
4/23	W	2-1	Florida	Gainesville, Fla.
4/24	L	3-7	Florida	Gainesville, Fla.
4/24	W	3-0	Florida	Gainesville, Fla.
4/26	W	3-2	Tampa	Coral Gables, Fla.
4/26	W	4-2	Tampa	Coral Gables, Fla.
4/27	W	5-1	Tampa	Coral Gables, Fla.
4/30	L	2-3	Florida Southern	Coral Gables, Fla.
5/1	L	0-5	Florida Southern	Coral Gables, Fla.
5/1	W	9-1	Florida Southern	Coral Gables, Fla.
5/7	W	15-1	Stetson	Coral Gables, Fla.
5/8	W	3-2	Stetson	Coral Gables, Fla.
5/8	L	6-8	Stetson	Coral Gables, Fla.

## 1967

3/3	L	4-9	Florida State	Coral Gables, Fla.
3/4	L	5-6	Florida State	Coral Gables, Fla.
3/11	W	6-3	Florida Southern	Coral Gables, Fla.
3/11	L	7-13	Florida Southern	Coral Gables, Fla.
3/18	W	3-2	Rutgers	Coral Gables, Fla.
3/18	W	2-1	Rutgers	Coral Gables, Fla.
3/20	L	3-11	Michigan State	Coral Gables, Fla.
3/21	L	2-6	Rutgers	Coral Gables, Fla.
3/22	W	5-1	Michigan State	Coral Gables, Fla.
3/23	W	5-4	Army	Coral Gables, Fla.
3/24	T	1-1	Army	Coral Gables, Fla.
3/25	W	2-1	Michigan State	Coral Gables, Fla.
3/26*	W	11-0	Italian Olympic	Coral Gables, Fla.
3/27	W	12-1	Furman	Coral Gables, Fla.
3/28	W	6-2	Furman	Coral Gables, Fla.
3/28	W	7-4	Furman	Coral Gables, Fla.
3/29	W	3-0	Duke	Coral Gables, Fla.
3/30	W	1-0	Wesleyan	Coral Gables, Fla.
3/31	W	4-2	Wesleyan	Coral Gables, Fla.
4/1	W	8-4	Duke	Coral Gables, Fla.
4/1	W		Michigan State	Coral Gables, Fla.
4/8	L	1-8	Florida	Gainesville, Fla.
4/8	W	5-4	Florida	Gainesville, Fla.
4/17	L	3-4	Georgia Southern (10)	Statesboro, Ga.
4/18	L	2-3	Georgia Southern	Statesboro, Ga.
4/19	W	5-2	Mercer (14)	Macon, Ga.
4/21	L	2-6	Georgia Tech	Atlanta, Ga.
4/22	L	1-2	Georgia Tech	Atlanta, Ga.
4/22	L	2-4	Georgia Tech	Atlanta, Ga.
4/25	W	11-0	USF	Coral Gables, Fla.
4/26	L	8-9	USF	Coral Gables, Fla.
5/1	W	5-0	Tampa	Coral Gables, Fla.
5/2	W	10-0	Tampa	Coral Gables, Fla.
5/5	L	5-6	Rollins	Winter Park, Fla.
5/6	L	5-10	Rollins	Winter Park, Fla.
5/8	W	9-0	Stetson	DeLand, Fla.
5/9	W	10-5	Stetson	DeLand, Fla.
5/12	W	8-1	Florida	Coral Gables, Fla.
5/13	L	10-11	Florida	Coral Gables, Fla.

## 1966

3/4	W	10-5	Florida	Coral Gables, Fla.
3/5	L	3-4	Florida	Coral Gables, Fla.
3/5	L	5-6	Florida	Coral Gables, Fla.
3/14	W	10-4	Florida Southern	Lakeland, Fla.
3/14	L	0-2	Florida Southern	Lakeland, Fla.
3/19	L	3-10	Ohio State	Coral Gables, Fla.
3/19	W	7-6	Ohio State	Coral Gables, Fla.
3/21	W	12-0	New York U.	Coral Gables, Fla.
3/22	W	16-2	New York U.	Coral Gables, Fla.
3/23	W	6-2	Michigan State	Coral Gables, Fla.
3/24	T	6-6	Michigan State	Coral Gables, Fla.
3/25	L	1-3	Army	Coral Gables, Fla.
3/26	L	0-5	Ohio State	Coral Gables, Fla.
3/26	W	7-3	Army	Coral Gables, Fla.
3/28	L	1-3	Duke (10)	Coral Gables, Fla.
3/29	L	4-5	Duke	Coral Gables, Fla.
3/31	W	3-2	Wesleyan	Coral Gables, Fla.
4/1	W	5-4	Wesleyan	Coral Gables, Fla.
4/2	W	3-0	Wesleyan	Coral Gables, Fla.
4/2	L	1-2	La Salle	Coral Gables, Fla.
4/4	W	4-3	La Salle	Coral Gables, Fla.
4/8	W	6-1	Florida State	Tallahassee, Fla.
4/9	L	2-10	Florida State	Tallahassee, Fla.
4/11	L	1-7	Auburn	Auburn, Ala.
4/12	L	3-8	Auburn	Auburn, Ala.
4/13	L	4-6	Furman	Tallahassee, Fla.
4/15	L	2-7	Georgia Southern	Statesboro, Ga.
4/16	L	0-5	Georgia Southern	Statesboro, Ga.
4/20	L	6-9	Jacksonville (14)	Coral Gables, Fla.
4/21	W	2-1	Jacksonville	Coral Gables, Fla.
4/22	W	7-5	Florida (11)	Gainesville, Fla.
4/23	L	1-3	Florida	Gainesville, Fla.
5/2	W	1-0	Tampa	Coral Gables, Fla.
5/3	W	5-2	Tampa	Coral Gables, Fla.
5/6	W	7-0	Rollins	Coral Gables, Fla.
5/7	W	3-2	Rollins	Coral Gables, Fla.
5/13	W	4-1	Georgia Tech	Atlanta, Ga.
5/14	L	3-5	Georgia Tech	Atlanta, Ga.

## 19-18-1 (.500)

## 1968

3/1	W	2-1	Florida	Coral Gables, Fla.
3/2	W	1-0	Florida	Coral Gables, Fla.
3/5	W	9-0	Biscayne (F)	Miami, Fla.
3/9	W	6-5	Florida A&M	Coral Gables, Fla.
3/9	W	7-2	Florida A&M	Coral Gables, Fla.
3/12	W	9-0	Biscayne (F)	Coral Gables, Fla.
3/16	L	2-6	Florida Southern	Lakeland, Fla.
3/16	L	2-3	Florida Southern	Lakeland, Fla.
3/18	L	2-4	Rutgers	Coral Gables, Fla.
3/19	W	5-1	Michigan State	Coral Gables, Fla.
3/20	L	1-3	Ohio State	Coral Gables, Fla.
3/21	L	4-6	Army	Coral Gables, Fla.
3/22	L	1-3	Ohio State	Coral Gables, Fla.
3/23	W	7-4	Michigan State	Coral Gables, Fla.
3/24	W	1-0	Army	Coral Gables, Fla.
3/25	W	3-1	Western Michigan	Coral Gables, Fla.
3/26	W	4-3	Michigan State	Coral Gables, Fla.
3/27	W	5-1	Western Michigan	Coral Gables, Fla.
3/28	T	6-6	Western Michigan	Coral Gables, Fla.
3/29	W	5-1	Wesleyan	Coral Gables, Fla.
3/30	W	2-1	Michigan State	Coral Gables, Fla.
4/5	W	8-1	St. Leo	Coral Gables, Fla.

## 23-15-1 (.590)

23-15-1 (.590)				
----------------	--	--	--	--

# ALL-TIME RESULTS

4/6	W	1-0	St. Leo	Coral Gables, Fla.
4/6	W	11-0	St. Leo	Coral Gables, Fla.
4/12	W	5-4	Florida	Gainesville, Fla.
4/13	W	9-5	Florida	Gainesville, Fla.
4/15	L	5-7	Auburn	Auburn, Ala.
4/16	L	1-6	Auburn	Auburn, Ala.
4/17	W	3-0	Florida A&M	Tallahassee, Fla.
4/19	L	1-4	Florida State	Tallahassee, Fla.
4/20	L	6-7	Florida State	Tallahassee, Fla.
4/24	W	9-0	Biscayne (F)	Coral Gables, Fla.
4/27	W	7-3	USF	Coral Gables, Fla.
4/27	L	1-12	USF	Coral Gables, Fla.
5/3	W	6-5	Rollins	Coral Gables, Fla.
5/4	W	4-2	Rollins	Coral Gables, Fla.
5/6	W	8-3	Tampa	Coral Gables, Fla.
5/7	W	1-0	Tampa	Coral Gables, Fla.
5/10	W	2-1	Stetson	Coral Gables, Fla.

## 1970

3/1	W	3-1	U of Honduras	Coral Gables, Fla.
3/2	W	3-2	U of Honduras	Coral Gables, Fla.
3/3	W	13-2	U of Honduras	Coral Gables, Fla.
3/6	W	5-0	Florida	Coral Gables, Fla.
3/7	W	5-4	Florida	Coral Gables, Fla.
3/10	W	5-2	Biscayne	Coral Gables, Fla.
3/13	W	1-0	Tampa	Coral Gables, Fla.
3/14	W	2-1	Tampa	Coral Gables, Fla.
3/19	W	8-5	Army	Coral Gables, Fla.
3/20	W	7-5	Army	Coral Gables, Fla.
3/21	L	1-10	Florida State	Tallahassee, Fla.
3/22	L	3-8	Florida State	Tallahassee, Fla.
3/23	W	5-4	Penn State	Coral Gables, Fla.
3/24	W	2-0	Rutgers	Coral Gables, Fla.
3/25	L	5-12	Ohio State	Coral Gables, Fla.
3/26	L	1-3	Michigan State	Coral Gables, Fla.
3/27	W	2-1	Connecticut	Coral Gables, Fla.
3/28	W	4-0	Connecticut	Coral Gables, Fla.
3/30	W	7-3	Notre Dame (7)	Coral Gables, Fla.
3/30	W	6-2	Notre Dame (7)	Coral Gables, Fla.
3/31	W	11-8	Colgate	Coral Gables, Fla.
4/1	T	6-6	Michigan State (10)	Coral Gables, Fla.
4/2	W	9-1	Colgate	Coral Gables, Fla.
4/3	L	6-11	Michigan State	Coral Gables, Fla.
4/4	L	3-5	Michigan State	Coral Gables, Fla.
4/6	W	2-0	USF	Coral Gables, Fla.
4/7	W	11-2	USF	Coral Gables, Fla.
4/10	W	8-7	Florida Southern (10)	Lakeland, Fla.
4/11	L	2-3	Florida Southern	Lakeland, Fla.
4/14	W	2-1	Biscayne	Coral Gables, Fla.
4/17	W	3-2	Stetson	Coral Gables, Fla.
4/18	W	3-2	Stetson	Coral Gables, Fla.
4/19	L	7-9	Tulane (7)	Coral Gables, Fla.
4/19	W	1-0	Tulane (7)	Coral Gables, Fla.
4/20	W	6-2	Tulane	Coral Gables, Fla.
4/27	L	6-7	Florida (13)	Gainesville, Fla.
4/28	L	3-9	Florida	Gainesville, Fla.
5/1	L	0-2	Rollins	Coral Gables, Fla.
5/2	L	2-8	Rollins	Coral Gables, Fla.
5/5	W	9-1	Biscayne	Coral Gables, Fla.
5/8	L	4-11	Florida State	Tallahassee, Fla.
5/9	L	2-6	Florida State	Tallahassee, Fla.
5/11	W	8-7	Florida A&M	Tallahassee, Fla.
5/11	L	2-3	Florida A&M	Tallahassee, Fla.

## 28-15-1 (.636)

## 1969

2/28	W	8-7	Florida (12)	Coral Gables, Fla.
3/1	W	5-3	Florida	Coral Gables, Fla.
3/7	L	2-6	Florida State	Coral Gables, Fla.
3/8	L	0-5	Florida State	Coral Gables, Fla.
3/10	L	2-5	Florida Southern	Coral Gables, Fla.
3/11	W	15-5	Florida Southern	Coral Gables, Fla.
3/17	W	11-0	Michigan State	Coral Gables, Fla.
3/18	W	8-7	Michigan State	Coral Gables, Fla.
3/19	W	11-6	Cincinnati	Coral Gables, Fla.
3/20	L	0-4	Army	Coral Gables, Fla.
3/21	W	8-5	Cincinnati	Coral Gables, Fla.
3/22	W	3-0	Michigan State	Coral Gables, Fla.
3/23	W	4-2	Army (7)	Coral Gables, Fla.
3/24	W	20-0	Cincinnati	Coral Gables, Fla.
3/25	W	8-2	Pittsburgh	Coral Gables, Fla.
3/26	W	8-2	Pittsburgh	Coral Gables, Fla.
3/28	L	3-4	Michigan State (11)	Coral Gables, Fla.
3/29	W	7-1	Florida A&M	Coral Gables, Fla.
3/30	W	3-1	Pittsburgh	Coral Gables, Fla.
4/1	W	5-1	Colgate	Coral Gables, Fla.
4/2	L	5-7	Colgate	Coral Gables, Fla.
4/3	W	4-3	Colgate (10)	Coral Gables, Fla.
4/4	W	3-1	William & Mary	Coral Gables, Fla.
4/5	W	11-5	William & Mary	Coral Gables, Fla.
4/7	W	11-4	Pace	Coral Gables, Fla.
4/9	L	10-11	St. Leo	Dade City, Fla.
4/11	W	11-4	Pace	Coral Gables, Fla.
4/12	W	3-1	Pace	Coral Gables, Fla.
4/16	W	9-1	Biscayne	Coral Gables, Fla.
4/18	W	9-5	USF (10)	Tampa, Fla.
4/19	W	15-7	USF	Tampa, Fla.
4/23	W	10-0	Biscayne	Miami, Fla.
4/25	W	4-3	Florida	Gainesville, Fla.
4/26	L	3-7	Florida	Gainesville, Fla.
4/28	W	14-9	Stetson	DeLand, Fla.
4/29	L	5-6	Stetson (10)	DeLand, Fla.
5/2	W	5-0	Rollins (7)	Winter Park, Fla.
5/3	L	1-3	Rollins (7)	Winter Park, Fla.
5/6	L	4-7	Biscayne	Coral Gables, Fla.
5/7	W	3-0	Biscayne	Miami, Fla.
5/9	W	13-0	Tampa	Coral Gables, Fla.
5/10	W	1-0	Tampa (11)	Coral Gables, Fla.

## 31-11 (.738)

## 1971

3/5	W	2-0	Florida	Coral Gables, Fla.
3/6	W	7-5	Florida	Coral Gables, Fla.
3/8	W	8-0	Union	Coral Gables, Fla.
3/8	W	5-0	Union	Coral Gables, Fla.
3/9	W	4-1	Union	Coral Gables, Fla.
3/15	W	5-1	Florida Southern	Coral Gables, Fla.
3/16	L	5-8	Florida Southern	Coral Gables, Fla.
3/17	W	5-1	Delaware	Coral Gables, Fla.
3/18	W	6-5	Delaware	Coral Gables, Fla.
3/20	L	4-5	Florida State (10)	Coral Gables, Fla.
3/21	W	5-4	Florida State (10)	Coral Gables, Fla.
3/22	L	2-10	Michigan State	Coral Gables, Fla.
3/23	W	7-6	Ohio State	Coral Gables, Fla.
3/24	W	11-5	Rutgers	Coral Gables, Fla.
3/25	W	14-8	Rutgers	Coral Gables, Fla.
3/26	W	12-2	Ohio State	Coral Gables, Fla.

## 35-11 (.761)

## NCAA TOURNAMENT

# ALL-TIME RESULTS

3/27	L	0-4	Michigan State	Coral Gables, Fla.	4/15	L	1-5	USF	Coral Gables, Fla.
3/29	W	10-1	Penn State	Coral Gables, Fla.	4/17	W	10-6	Florida	Gainesville, Fla.
3/30	W	9-3	Cornell	Coral Gables, Fla.	4/18	L	3-6	Florida	Gainesville, Fla.
3/31	L	0-6	Michigan State	Coral Gables, Fla.	4/21	W	3-2	Tampa	Coral Gables, Fla.
4/1	W	6-5	Penn State	Coral Gables, Fla.	4/22	W	3-2	Tampa	Coral Gables, Fla.
4/1	W	4-2	Michigan State	Coral Gables, Fla.	4/26	W	11-1	Biscayne	Miami, Fla.
4/2	W	6-3	Cornell	Coral Gables, Fla.	4/28	L	0-1	Florida Southern	Lakeland, Fla.
4/8	W	1-0	Florida A&M	Tallahassee, Fla.	4/29	L	4-5	Florida Southern	Lakeland, Fla.
4/9	L	5-7	Florida State	Tallahassee, Fla.	5/2	W	9-0	Biscayne	Coral Gables, Fla.
4/10	W	7-4	Florida State	Tallahassee, Fla.	5/5	W	2-1	Stetson	Coral Gables, Fla.
4/14	W	6-2	Biscayne	Coral Gables, Fla.	5/6	W	7-0	Stetson	Coral Gables, Fla.
4/16	W	9-1	Pace	Coral Gables, Fla.	5/10	W	5-4	Florida State	Tallahassee, Fla.
4/17	W	4-0	Tulane	Coral Gables, Fla.	5/11	W	4-3	Florida State	Tallahassee, Fla.
4/17	L	3-4	Tulane	Coral Gables, Fla.	5/11	L	3-4	Florida State (10)	Tallahassee, Fla.
4/18	W	7-5	Tulane	Coral Gables, Fla.	5/12	W	15-0	Florida A&M	Tallahassee, Fla.
4/21	W	21-4	Biscayne (8)	Miami, Fla.	5/13	W	7-1	Florida A&M	Tallahassee, Fla.
4/23	W	6-3	USF	Tampa, Fla.					
4/24	W	4-1	USF	Tampa, Fla.					
4/26	W	13-5	Florida	Gainesville, Fla.					
4/27	W	1-0	Florida (12)	Gainesville, Fla.					
4/30	W	13-0	Tampa (7)	Coral Gables, Fla.					
5/1	W	11-8	Tampa	Coral Gables, Fla.					
5/5	W	7-0	Biscayne	Coral Gables, Fla.					
5/7	W	8-7	Rollins	Winter Park, Fla.					
5/8	L	0-5	Rollins	Winter Park, Fla.					
5/10	L	0-2	Stetson	DeLand, Fla.					
5/11	W	4-3	Stetson	DeLand, Fla.					
5/27+	W	4-3	Georgia Tech	Gastonia, N.C.					
5/28+	L	3-7	Mississippi State	Gastonia, N.C.					
5/29+	L	3-5	Georgia Tech	Gastonia, N.C.					

## 1972

2/25	L	5-8	Jacksonville
2/26	W	8-3	Jacksonville
3/3	W	18-6	Florida
3/4	L	3-6	Florida
3/8	W	7-2	Biscayne
3/10	L	3-6	St. Joseph's
3/11	W	7-1	St. Joseph's
3/11	W	4-3	St. Joseph's
3/12	W	5-2	St. Joseph's
3/17	L	4-10	New Hampshire
3/18	W	9-3	New Hampshire
3/19	L	4-7	Florida State
3/21	W	13-3	Ohio State
3/22	W	6-5	Michigan State (10)
3/23	W	6-0	Southern Illinois
3/24	L	4-7	Ohio State
3/25	W	3-2	Michigan State (10)
3/26	L	1-7	Southern Illinois
3/27	W	3-1	Bernard Baruch
3/28	W	9-0	Lafayette
3/29	L	1-6	Michigan State
3/30	W	5-4	Bernard Baruch
3/31	W	9-0	Lafayette (F)
4/1	W	6-0	Michigan State
4/3	W	5-4	Rollins (10)
4/3	L	3-10	Rollins
4/5	W	3-0	LSU
4/5	W	12-3	Bradley
4/6	L	3-4	Loyola (MD) (11)
4/7	W	8-3	Loyola (MD)
4/8	L	6-7	Tulane
4/9	L	1-3	Tulane
4/14	W	22-4	South Florida

## 32-17 (.653)

Coral Gables, Fla.	4/15	L	1-5	USF	Coral Gables, Fla.
Coral Gables, Fla.	4/17	W	10-6	Florida	Gainesville, Fla.
Coral Gables, Fla.	4/18	L	3-6	Florida	Gainesville, Fla.
Coral Gables, Fla.	4/21	W	3-2	Tampa	Coral Gables, Fla.
Coral Gables, Fla.	4/22	W	3-2	Tampa	Coral Gables, Fla.
Coral Gables, Fla.	4/26	W	11-1	Biscayne	Miami, Fla.
Coral Gables, Fla.	4/28	L	0-1	Florida Southern	Lakeland, Fla.
Tallahassee, Fla.	4/29	L	4-5	Florida Southern	Lakeland, Fla.
Tallahassee, Fla.	5/2	W	9-0	Biscayne	Coral Gables, Fla.
Tallahassee, Fla.	5/5	W	2-1	Stetson	Coral Gables, Fla.
Tallahassee, Fla.	5/6	W	7-0	Stetson	Coral Gables, Fla.
Coral Gables, Fla.	5/10	W	5-4	Florida State	Tallahassee, Fla.
Coral Gables, Fla.	5/11	W	4-3	Florida State	Tallahassee, Fla.
Coral Gables, Fla.	5/11	L	3-4	Florida State (10)	Tallahassee, Fla.
Coral Gables, Fla.	5/12	W	15-0	Florida A&M	Tallahassee, Fla.
Miami, Fla.	5/13	W	7-1	Florida A&M	Tallahassee, Fla.
Tampa, Fla.					
Tampa, Fla.					
Gainesville, Fla.					
Gainesville, Fla.					
Coral Gables, Fla.					
Coral Gables, Fla.					
Coral Gables, Fla.					
Winter Park, Fla.					
Winter Park, Fla.					
DeLand, Fla.					
DeLand, Fla.					
Gastonia, N.C.					
Gastonia, N.C.					
Gastonia, N.C.					

## 1973

### NCAA TOURNAMENT

2/16	W	5-1	Florida State	Coral Gables, Fla.
2/23	W	4-3	Jacksonville (14)	Coral Gables, Fla.
2/24	W	9-8	Jacksonville	Coral Gables, Fla.
3/2	W	7-0	Florida	Coral Gables, Fla.
3/3	W	11-1	Florida	Coral Gables, Fla.
3/6	W	9-2	St. Joseph's	Coral Gables, Fla.
3/7	W	4-3	St. Joseph's	Coral Gables, Fla.
3/9	W	7-0	Stetson	DeLand, Fla.
3/10	W	4-0	Stetson	DeLand, Fla.
3/10	L	2-4	Stetson	DeLand, Fla.
3/13	W	11-7	Middle Tennessee	Coral Gables, Fla.
3/14	L	1-3	FIU	Coral Gables, Fla.
3/15	W	8-0	Middle Tennessee	Coral Gables, Fla.
3/16	W	6-3	Middle Tennessee	Coral Gables, Fla.
3/17	W	13-12	Southern Illinois	Coral Gables, Fla.
3/18	W	12-1	Southern Illinois	Coral Gables, Fla.
3/19	W	6-5	Ohio State	Coral Gables, Fla.
3/20	L	3-4	Cornell	Coral Gables, Fla.
3/20	L	3-6	Cornell	Coral Gables, Fla.
3/21	W	15-2	Michigan State	Coral Gables, Fla.
3/22	W	8-1	Michigan State	Coral Gables, Fla.
3/23	W	10-4	Ohio State	Coral Gables, Fla.
3/24	L	6-7	Florida State	Coral Gables, Fla.
3/25	L	2-8	Florida State	Coral Gables, Fla.
3/26	W	10-0	Army	Coral Gables, Fla.
3/27	W	17-1	Northern Iowa	Coral Gables, Fla.
3/28	L	1-2	Michigan State	Coral Gables, Fla.
3/29	W	11-4	Army	Coral Gables, Fla.
3/30	W	6-4	Northern Iowa	Coral Gables, Fla.
3/31	L	6-13	Michigan State	Coral Gables, Fla.
4/4	W	14-2	FIU	Coral Gables, Fla.
4/5	W	4-3	Biscayne	Coral Gables, Fla.
4/7	W	19-2	Florida Tech	Melbourne, Fla.
4/9	L	6-7	Florida	Gainesville, Fla.
4/10	L	4-5	Florida	Gainesville, Fla.
4/11	W	10-1	FIU	Coral Gables, Fla.
4/13	W	4-2	Florida Southern	Coral Gables, Fla.
4/14	L	0-5	Florida Southern	Coral Gables, Fla.
4/19	W	10-1	Florida State	Tallahassee, Fla.
4/20	L	1-4	Florida State	Tallahassee, Fla.
4/21	L	0-4	Florida A&M	Tallahassee, Fla.
4/21	L	2-3	Florida A&M	Tallahassee, Fla.
4/23	W	5-3	FIU	Coral Gables, Fla.
4/25	W	26-3	Biscayne	Coral Gables, Fla.
4/27	W	3-2	Tampa	Coral Gables, Fla.

## 42-17 (.712)

# ALL-TIME RESULTS

4/28	W	20-1	Tampa	Coral Gables, Fla.	5/3	W	20-2	USF	Tampa, Fla.
5/1	W	17-0	Biscayne	Coral Gables, Fla.	5/4	W	9-7	USF	Tampa, Fla.
5/2	W	16-2	Biscayne	Coral Gables, Fla.	5/7	W	18-1	Biscayne	Miami, Fla.
5/4	L	3-4	Jacksonville	Jacksonville, Fla.	5/10	L	7-9	Stetson	Coral Gables, Fla.
5/5	W	15-3	Jacksonville	Jacksonville, Fla.	5/11	W	4-3	Stetson	Coral Gables, Fla.
5/7	W	6-4	Rollins	Winter Park, Fla.	5/23+	W	2-1	Georgia Southern	Starkville, Miss.
5/8	W	6-2	Rollins	Winter Park, Fla.	5/24+	W	7-1	Vanderbilt	Starkville, Miss.
5/11	W	6-0	Florida Tech	Coral Gables, Fla.	5/25+	W	5-0	South Carolina	Starkville, Miss.
5/12	W	10-1	Florida Tech	Coral Gables, Fla.	5/26+	L	1-3	South Carolina	Starkville, Miss.
5/24+	W	5-3	South Alabama	Starkville, Miss.	5/27+	W	2-1	South Carolina	Starkville, Miss.
5/25+	L	0-1	Georgia Southern	Starkville, Miss.	6/7#	W	4-1	Harvard	Omaha, Neb.
5/27+	W	13-6	Appalachian State	Starkville, Miss.	6/10#	W	5-1	Oklahoma	Omaha, Neb.
5/28+	W	6-5	Vanderbilt	Starkville, Miss.	6/12#	W	7-3	USC	Omaha, Neb.
5/29+	L	1-4	Georgia Southern	Starkville, Miss.	6/13#	L	3-4	Southern Illinois	Omaha, Neb.
					6/15#	L	3-7	USC	Omaha, Neb.

## 1974

### COLLEGE WORLD SERIES

2/22	W	3-2	Jacksonville	Coral Gables, Fla.
2/23	W	9-8	Jacksonville	Coral Gables, Fla.
2/27	W	12-0	Biscayne	Coral Gables, Fla.
3/1	W	4-3	Florida (10)	Coral Gables, Fla.
3/2	L	6-9	Florida (12)	Coral Gables, Fla.
3/3	W	3-0	Florida Tech	Coral Gables, Fla.
3/3	L	1-7	Florida Tech	Coral Gables, Fla.
3/5	W	9-2	St. Joseph's	Coral Gables, Fla.
3/6	W	5-2	St. Joseph's	Coral Gables, Fla.
3/8	L	0-1	Florida Southern (10)	Lakeland, Fla.
3/9	W	3-2	Florida Southern	Lakeland, Fla.
3/11	W	7-4	Indiana	Coral Gables, Fla.
3/12	W	4-2	Indiana	Coral Gables, Fla.
3/12	W	7-6	Indiana	Coral Gables, Fla.
3/13	W	9-3	Memphis	Coral Gables, Fla.
3/14	W	5-2	Memphis	Coral Gables, Fla.
3/16	W	3-2	Florida State	Coral Gables, Fla.
3/17	W	4-3	Florida State	Coral Gables, Fla.
3/18	W	4-3	Seton Hall (10)	Coral Gables, Fla.
3/19	W	16-1	Ohio State	Coral Gables, Fla.
3/20	W	5-2	Buffalo	Coral Gables, Fla.
3/20	W	6-2	Seton Hall	Coral Gables, Fla.
3/22	W	16-1	Buffalo	Coral Gables, Fla.
3/22	W	5-0	Ohio State	Coral Gables, Fla.
3/23	W	4-1	Michigan State	Coral Gables, Fla.
3/25	W	12-3	Montclair State	Coral Gables, Fla.
3/26	W	6-1	Southern Illinois	Coral Gables, Fla.
3/27	W	10-3	Michigan State	Coral Gables, Fla.
3/28	W	12-3	Montclair State	Coral Gables, Fla.
3/29	W	6-1	Southern Illinois	Coral Gables, Fla.
3/30	W	13-3	Michigan State	Coral Gables, Fla.
4/3	W	9-4	FIU	Coral Gables, Fla.
4/4	W	5-1	FIU	Coral Gables, Fla.
4/8	W	4-0	Florida	Gainesville, Fla.
4/9	W	6-5	Florida	Gainesville, Fla.
4/12	W	9-6	Rollins	Coral Gables, Fla.
4/13	L	4-8	Rollins	Coral Gables, Fla.
4/18	L	1-2	Florida State	Tallahassee, Fla.
4/18	L	4-7	Florida State	Tallahassee, Fla.
4/20	W	17-3	Florida State	Tallahassee, Fla.
4/21	W	4-2	Florida A&M	Tallahassee, Fla.
4/21	L	5-8	Florida A&M	Tallahassee, Fla.
4/23	W	6-2	FIU	Miami, Fla.
4/24	W	13-5	Biscayne	Coral Gables, Fla.
4/26	W	7-2	Tampa	Coral Gables, Fla.
4/27	W	11-1	Tampa	Coral Gables, Fla.
5/1	W	19-1	Biscayne	Coral Gables, Fla.

## 51-11 (.823)

## 1975

### NCAA TOURNAMENT

2/28	W	1-0	Jacksonville (10)	Coral Gables, Fla.
3/1	W	19-1	Jacksonville	Coral Gables, Fla.
3/2	W	10-7	St. Joseph's	Coral Gables, Fla.
3/2	W	4-1	St. Joseph's	Coral Gables, Fla.
3/4	W	12-5	Stetson	DeLand, Fla.
3/5	W	5-2	Stetson	DeLand, Fla.
3/7	L	2-8	Florida	Gainesville, Fla.
3/8	L	1-2	Florida	Gainesville, Fla.
3/10	W	10-1	Buffalo	Coral Gables, Fla.
3/11	W	16-3	FIU	Miami, Fla.
3/12	W	6-2	Biscayne	Coral Gables, Fla.
3/13	W	8-6	Buffalo	Coral Gables, Fla.
3/14	W	11-0	Mercer	Coral Gables, Fla.
3/15	W	4-2	Michigan State	Coral Gables, Fla.
3/16	W	8-5	Buffalo	Coral Gables, Fla.
3/18	L	2-6	Mercer	Coral Gables, Fla.
3/18	W	14-1	Michigan State	Coral Gables, Fla.
3/19	W	6-1	Michigan State	Coral Gables, Fla.
3/20	W	3-2	Buffalo	Coral Gables, Fla.
3/21	L	1-3	LSU	Coral Gables, Fla.
3/22	W	9-2	LSU	Coral Gables, Fla.
3/23	W	13-0	LSU	Coral Gables, Fla.
3/25	L	0-3	Florida State	Coral Gables, Fla.
3/26	W	2-0	Florida State	Coral Gables, Fla.
3/26	L	7-10	Florida State	Coral Gables, Fla.
3/27	W	7-4	Army	Coral Gables, Fla.
3/28	W	13-1	Army	Coral Gables, Fla.
3/29	W	7-0	Army	Coral Gables, Fla.
3/30	L	6-14	Westchester State	Coral Gables, Fla.
3/31	L	3-5	Westchester State	Coral Gables, Fla.
4/1	W	8-6	FIU	Coral Gables, Fla.
4/4	L	0-8	Florida State	Tallahassee, Fla.
4/5	L	2-5	Florida State	Tallahassee, Fla.
4/8	W	3-2	FIU	Coral Gables, Fla.
4/9	W	2-1	Biscayne	Miami, Fla.
4/11	W	6-2	USF	Coral Gables, Fla.
4/12	W	6-2	USF	Coral Gables, Fla.
4/13	W	12-1	Tampa	Coral Gables, Fla.
4/15	W	6-5	Tampa	Coral Gables, Fla.
4/16	W	7-1	Biscayne	Coral Gables, Fla.
4/18	W	3-2	Tulane	Coral Gables, Fla.
4/19	W	9-8	Tulane	Coral Gables, Fla.
4/20	W	2-1	Tulane	Coral Gables, Fla.
4/22	W	9-3	FIU	Miami, Fla.
4/23	W	3-2	Florida Southern (10)	Coral Gables, Fla.
4/24	W	5-4	Florida Southern	Coral Gables, Fla.

## 45-14 (.763)



# ALL-TIME RESULTS

4/25	W	3-1	Eckerd	Coral Gables, Fla.	5/1	W	6-5	Stetson (12)	Coral Gables, Fla.
4/26	W	3-1	Eckerd	Coral Gables, Fla.	5/3	L	1-6	Georgia Southern	Statesboro, Ga.
5/1	W	8-0	Biscayne	Coral Gables, Fla.	5/4	W	8-2	Georgia Southern	Statesboro, Ga.
5/3	W	6-1	Florida	Coral Gables, Fla.	5/5	W	6-1	Florida State	Tallahassee, Fla.
5/4	W	6-5	Florida	Coral Gables, Fla.	5/6	W	9-7	Florida State	Tallahassee, Fla.
5/6	W	5-2	Jacksonville	Jacksonville, Fla.	5/6	L	4-20	Florida State	Tallahassee, Fla.
5/7	W	1-0	Jacksonville	Jacksonville, Fla.	5/28+	L	3-11	Oklahoma	Arlington, Texas
5/8	L	5-6	Rollins	Winter Park, Fla.	5/29+	W	6-0	Lamar	Arlington, Texas
5/9	L	0-1	Florida Tech	Orlando, Fla.	5/30+	L	0-5	Texas	Arlington, Texas
5/23+	L	0-1	Florida State	Starkville, Miss.					
5/24+	W	8-7	Murray State	Starkville, Miss.					
5/24+	W	8-1	LSU	Starkville, Miss.					
5/25+	L	5-6	Florida State	Starkville, Miss.					

## 1976

### NCAA TOURNAMENT

2/23	L	1-5	Florida State	Coral Gables, Fla.
2/27	W	4-1	Tampa	Coral Gables, Fla.
2/28	W	4-0	Tampa	Coral Gables, Fla.
3/1	L	2-12	Florida	Gainesville, Fla.
3/2	L	6-9	Florida	Gainesville, Fla.
3/3	W	6-3	Florida Southern	Lakeland, Fla.
3/4	W	3-1	Tampa	Tampa, Fla.
3/5	W	1-0	USF	Tampa, Fla.
3/6	L	0-3	USF	Tampa, Fla.
3/8	W	10-2	North Carolina	Coral Gables, Fla.
3/9	W	2-1	North Carolina (10)	Coral Gables, Fla.
3/9	W	2-1	North Carolina	Coral Gables, Fla.
3/10	L	4-6	North Carolina	Coral Gables, Fla.
3/12	W	4-3	Westchester State	Coral Gables, Fla.
3/13	W	13-0	Southern Illinois	Coral Gables, Fla.
3/14	W	19-3	Southern Illinois	Coral Gables, Fla.
3/15	L	2-9	Southern Illinois	Coral Gables, Fla.
3/16	W	9-6	Southern Illinois	Coral Gables, Fla.
3/17	W	4-1	Mercer	Coral Gables, Fla.
3/18	W	5-4	Mercer	Coral Gables, Fla.
3/19	W	11-3	Mercer	Coral Gables, Fla.
3/20	W	6-2	Michigan State	Coral Gables, Fla.
3/22	W	10-1	Massachusetts	Coral Gables, Fla.
3/23	W	9-3	Seton Hall	Coral Gables, Fla.
3/24	W	6-5	Michigan State	Coral Gables, Fla.
3/25	W	18-6	Massachusetts	Coral Gables, Fla.
3/26	W	5-1	Seton Hall	Coral Gables, Fla.
3/27	W	9-6	Michigan State	Coral Gables, Fla.
3/29	W	10-0	Michigan State	Coral Gables, Fla.
3/29	W	9-3	Michigan State	Coral Gables, Fla.
3/30	W	13-3	Michigan State	Coral Gables, Fla.
4/1	W	3-1	Maine	Coral Gables, Fla.
4/2	W	8-2	Maine	Coral Gables, Fla.
4/3	W	7-5	Maine	Coral Gables, Fla.
4/5*	L	4-11	Baltimore Orioles	Coral Gables, Fla.
4/8	W	6-3	Biscayne	Miami, Fla.
4/9	W	2-0	Eckerd	Coral Gables, Fla.
4/10	L	4-5	Eckerd	Coral Gables, Fla.
4/14	W	11-1	FIU	Miami, Fla.
4/16	W	6-2	Biscayne	Coral Gables, Fla.
4/17	W	10-1	Biscayne	Miami, Fla.
4/20	L	11-12	FIU	Miami, Fla.
4/22	W	7-4	Jacksonville	Jacksonville, Fla.
4/23	L	0-2	Jacksonville	Jacksonville, Fla.
4/27	W	15-5	FIU	Coral Gables, Fla.
4/28	L	2-3	Biscayne (13)	Coral Gables, Fla.
4/29	L	6-7	FIU	Coral Gables, Fla.
4/30	W	14-1	Stetson	Coral Gables, Fla.

## 41-15 (.732)

## 1977

### NCAA TOURNAMENT

2/18	L	6-7	Stetson	DeLand, Fla.
2/19	W	6-0	Stetson	DeLand, Fla.
2/22	W	5-0	St. Leo	Coral Gables, Fla.
2/23	W	6-5	St. Leo	Coral Gables, Fla.
2/25	L	6-9	Florida	Coral Gables, Fla.
2/26	W	5-4	Florida	Coral Gables, Fla.
3/1	W	3-2	FIU	Coral Gables, Fla.
3/2	W	10-2	Biscayne	Miami, Fla.
3/5	W	6-5	Florida Southern (12)	Coral Gables, Fla.
3/7	L	1-4	LSU	Baton Rouge, La.
3/8	W	6-4	LSU	Baton Rouge, La.
3/9	L	0-1	LSU	New Orleans, La.
3/10	W	2-1	LSU	New Orleans, La.
3/11	W	11-6	Tulane	New Orleans, La.
3/14	L	4-7	Miami (OH)	Coral Gables, Fla.
3/15	W	6-3	Biscayne	Coral Gables, Fla.
3/16	W	4-3	Biscayne	Coral Gables, Fla.
3/17	L	4-5	Miami (OH)	Coral Gables, Fla.
3/18	W	16-5	Seton Hall	Coral Gables, Fla.
3/19	W	13-7	Southern Illinois	Coral Gables, Fla.
3/20	W	18-3	Bowling Green	Coral Gables, Fla.
3/21	W	4-3	Massachusetts (10)	Coral Gables, Fla.
3/22	W	8-1	Maine	Coral Gables, Fla.
3/23	L	4-7	Southern Illinois	Coral Gables, Fla.
3/24	L	2-3	Massachusetts (11)	Coral Gables, Fla.
3/25	W	6-1	Maine	Coral Gables, Fla.
3/26	W	1-0	Southern Illinois	Coral Gables, Fla.
3/27	W	8-7	Maine	Coral Gables, Fla.
3/29	W	12-5	FIU	Miami, Fla.
3/30	W	10-3	Buffalo	Coral Gables, Fla.
3/31*	L	7-11	Baltimore Orioles	Coral Gables, Fla.
4/1	W	11-0	Buffalo	Coral Gables, Fla.
4/2	W	11-3	Jacksonville	Coral Gables, Fla.
4/3	L	3-6	Jacksonville	Coral Gables, Fla.
4/4	W	7-5	Buffalo	Coral Gables, Fla.
4/5	W	12-0	Buffalo	Coral Gables, Fla.
4/7	W	10-1	Tampa	Coral Gables, Fla.
4/8	W	10-1	Georgia Southern	Coral Gables, Fla.
4/9	W	4-3	Georgia Southern	Coral Gables, Fla.
4/11	W	13-4	Buffalo	Coral Gables, Fla.
4/12	W	3-0	Buffalo	Coral Gables, Fla.
4/15	W	17-10	USF	Coral Gables, Fla.
4/16	W	15-4	USF	Coral Gables, Fla.
4/19	L	10-14	Florida State	Tallahassee, Fla.
4/20	W	10-4	Florida State	Tallahassee, Fla.
4/22	W	4-0	Biscayne	Coral Gables, Fla.
4/23	W	7-5	Biscayne	Coral Gables, Fla.
4/25	W	12-10	Florida State	Coral Gables, Fla.
4/26	W	12-3	Florida State	Coral Gables, Fla.
4/26	W	10-2	Florida State	Coral Gables, Fla.
4/29	W	13-4	Eckerd	Coral Gables, Fla.
4/30	L	3-4	Eckerd	Coral Gables, Fla.

## 44-13 (.772)

# ALL-TIME RESULTS

5/4	W	7-6	FIU	Miami, Fla.	5/20+	W	7-2	Florida State	Coral Gables, Fla.
5/20+	W	6-1	Morehead State	Coral Gables, Fla.	5/21+	W	7-5	Clemson	Coral Gables, Fla.
5/21+	W	5-2	Mississippi	Coral Gables, Fla.	5/21+	W	6-0	Marshall	Coral Gables, Fla.
5/22+	W	10-3	Clemson	Coral Gables, Fla.	5/22+	W	5-1	Marshall	Coral Gables, Fla.
5/22+	L	9-10	Clemson	Coral Gables, Fla.	6/2#	L	3-9	USC	Omaha, Neb.
5/23+	L	2-7	Clemson	Coral Gables, Fla.	6/3#	W	12-1	Baylor	Omaha, Neb.
					6/5#	W	5-3	Oral Roberts	Omaha, Neb.
					6/7#	L	11-3	Arizona State	Omaha, Neb.

## 1978

## 50-12 (.806)

### COLLEGE WORLD SERIES

2/17	W	5-0	Florida Tech	Coral Gables, Fla.
2/25	L	4-5	Florida	Gainesville, Fla.
2/26	L	3-4	Florida	Gainesville, Fla.
2/27	W	5-2	Florida A&M	Coral Gables, Fla.
2/28	W	13-2	Florida A&M	Coral Gables, Fla.
3/1	W	9-5	Biscayne	Miami, Fla.
3/3	W	7-5	Jacksonville	Coral Gables, Fla.
3/4	W	3-1	Jacksonville	Coral Gables, Fla.
3/6	W	11-0	St. Joseph's	Coral Gables, Fla.
3/7	W	6-4	St. Joseph's	Coral Gables, Fla.
3/9	W	27-3	Florida Tech	Orlando, Fla.
3/10	W	10-1	Florida Tech	Orlando, Fla.
3/11	W	7-4	Florida Tech	Orlando, Fla.
3/13	W	14-2	Biscayne	Miami, Fla.
3/15	W	7-1	New York Tech	Coral Gables, Fla.
3/15	W	6-5	New York Tech	Coral Gables, Fla.
3/16	W	3-2	Western Kentucky	Coral Gables, Fla.
3/17	L	0-12	Southern Illinois	Coral Gables, Fla.
3/18	L	4-7	Miami (OH)	Coral Gables, Fla.
3/19	W	5-1	Bowling Green	Coral Gables, Fla.
3/20	W	8-1	Westchester State	Coral Gables, Fla.
3/21	W	3-1	Southern Illinois	Coral Gables, Fla.
3/22	W	3-0	Massachusetts	Coral Gables, Fla.
3/23	W	5-2	Westchester State	Coral Gables, Fla.
3/24	W	4-2	Southern Illinois	Coral Gables, Fla.
3/25	W	19-4	Massachusetts	Coral Gables, Fla.
3/27	W	12-2	Howard	Coral Gables, Fla.
3/27	W	3-1	Buffalo	Coral Gables, Fla.
3/28	W	6-1	Glassboro State	Coral Gables, Fla.
3/29	W	3-2	Buffalo (10)	Coral Gables, Fla.
3/30	W	8-1	Buffalo	Coral Gables, Fla.
3/31	W	4-2	Buffalo	Coral Gables, Fla.
4/1	L	4-6	Buffalo	Coral Gables, Fla.
4/2	W	3-1	Buffalo	Coral Gables, Fla.
4/5*	L		Montreal Expos	Coral Gables, Fla.
4/8	W	5-4	Tampa	Coral Gables, Fla.
4/8	W	9-2	Tampa	Coral Gables, Fla.
4/9	L	1-2	USF	Coral Gables, Fla.
4/11	L	4-6	Biscayne	Miami, Fla.
4/14	W	8-1	Mercer	Atlanta, Ga.
4/14	W	8-4	Mercer	Atlanta, Ga.
4/15	W	12-4	Troy	Atlanta, Ga.
4/16	W	18-3	Georgia Tech	Atlanta, Ga.
4/18	W	10-6	FIU	Miami, Fla.
4/21	L	2-3	USF	Tampa, Fla.
4/22	W	3-1	USF	Tampa, Fla.
4/26	W	4-1	Biscayne	Coral Gables, Fla.
4/28	W	10-2	Stetson	Coral Gables, Fla.
4/29	W	5-4	Stetson (10)	Coral Gables, Fla.
5/3	W	3-2	FIU (10)	Coral Gables, Fla.
5/9	W	6-1	Georgia Southern	Statesboro, Ga.
5/10	W	7-5	Georgia Southern	Statesboro, Ga.
5/11	L	3-6	Jacksonville	Jacksonville, Fla.
5/12	W	7-6	Jacksonville	Jacksonville, Fla.
5/19+	L	5-8	Clemson	Coral Gables, Fla.

## 1979

## 55-11 (.833)

### COLLEGE WORLD SERIES

2/16	W	7-5	Marshall	Coral Gables, Fla.
2/17	W	8-3	Marshall	Coral Gables, Fla.
2/23	W	11-3	FIU	Coral Gables, Fla.
2/24	W	12-4	FIU	Coral Gables, Fla.
3/1	W	17-0	Florida A&M	Coral Gables, Fla.
3/2	W	14-0	Florida A&M	Coral Gables, Fla.
3/3	W	8-2	Florida	Coral Gables, Fla.
3/4	W	5-2	Florida	Coral Gables, Fla.
3/5	W	20-8	James Madison	Coral Gables, Fla.
3/6	W	6-2	St. Joseph's	Coral Gables, Fla.
3/7	L	0-6	Jacksonville	Jacksonville, Fla.
3/9	W	8-5	St. Joseph's	Coral Gables, Fla.
3/10	W	11-6	Ithaca	Coral Gables, Fla.
3/10	W	11-2	Southern Illinois	Coral Gables, Fla.
3/11	W	21-0	Ithaca	Coral Gables, Fla.
3/12	L	1-2	Oklahoma State	Coral Gables, Fla.
3/13	L	0-7	Southern Illinois	Coral Gables, Fla.
3/14	W	3-1	Texas A&M	Coral Gables, Fla.
3/15	W	6-0	Oklahoma State	Coral Gables, Fla.
3/16	W	5-3	Southern Illinois	Coral Gables, Fla.
3/17	L	3-4	Texas A&M (12)	Coral Gables, Fla.
3/19	W	9-0	Arizona State	Coral Gables, Fla.
3/20	W	10-1	Arizona State	Coral Gables, Fla.
3/21	W	11-9	Arizona State	Coral Gables, Fla.
3/22	W	7-4	Georgia Southern	Coral Gables, Fla.
3/23	W	10-6	Georgia Southern	Coral Gables, Fla.
3/24	W	10-1	Bowling Green	Coral Gables, Fla.
3/26	W	12-5	Long Island	Coral Gables, Fla.
3/27	W	10-3	St. Francis Brooklyn	Coral Gables, Fla.
3/28	L	1-3	Glassboro State	Coral Gables, Fla.
3/28	W	15-5	St. Francis Brooklyn	Coral Gables, Fla.
3/29	W	9-4	Glassboro State	Coral Gables, Fla.
3/30	W	4-3	Florida State	Coral Gables, Fla.
3/31	W	5-3	Florida State	Coral Gables, Fla.
4/1*	L	3-5	Baltimore Orioles	Coral Gables, Fla.
4/2	W	22-14	Jacksonville	Coral Gables, Fla.
4/3	W	5-0	Jacksonville	Coral Gables, Fla.
4/3	W	14-5	Jacksonville	Coral Gables, Fla.
4/5	W	5-3	Buffalo	Coral Gables, Fla.
4/6	L	3-9	USF	Tampa, Fla.
4/7	W	3-2	USF	Tampa, Fla.
4/8	W	8-3	Buffalo	Coral Gables, Fla.
4/8	W	10-4	Howard	Coral Gables, Fla.
4/9	W	10-7	Buffalo	Coral Gables, Fla.
4/10	W	3-0	Buffalo	Coral Gables, Fla.
4/11	L	2-9	Florida State	Tallahassee, Fla.
4/12	L	2-3	Florida State (11)	Tallahassee, Fla.
4/13	W	1-0	Florida A&M (11)	Tallahassee, Fla.
4/13	L	0-5	Florida A&M	Tallahassee, Fla.
4/14	W	5-3	Buffalo	Coral Gables, Fla.
4/15	W	10-0	Buffalo	Coral Gables, Fla.
4/18	W	10-1	Biscayne	Coral Gables, Fla.
4/20	W	12-3	Stetson	DeLand, Fla.





# ALL-TIME RESULTS

4/20	W	4-0	Stetson	DeLand, Fla.	4/15	W	7-4	Biscayne	Coral Gables, Fla.
4/21	W	14-10	Stetson	DeLand, Fla.	4/16	W	2-1	Biscayne	Coral Gables, Fla.
4/24	W	5-1	Biscayne	Coral Gables, Fla.	4/18	W	6-4	USF	Coral Gables, Fla.
4/27	W	10-3	USF	Coral Gables, Fla.	4/19	W	9-4	Biscayne	Coral Gables, Fla.
4/28	W	14-7	USF	Coral Gables, Fla.	4/22	L	4-6	FIU	Coral Gables, Fla.
5/10	W	9-0	South Carolina	Columbia, S.C.	4/25	W	17-6	Stetson	Coral Gables, Fla.
5/11	W	9-0	South Carolina (F)	Columbia, S.C.	4/26	W	11-4	Stetson	Coral Gables, Fla.
5/13	W	3-1	South Carolina	Columbia, S.C.	4/27	W	3-2	Stetson (10)	Coral Gables, Fla.
5/14	W	6-1	South Carolina	Columbia, S.C.	4/29	W	13-6	FIU	Coral Gables, Fla.
5/18+	W	3-1	The Citadel (16)	Coral Gables, Fla.	4/30	W	15-0	Biscayne	Coral Gables, Fla.
5/19+	W	2-1	Clemson	Coral Gables, Fla.	5/3	W	10-6	Florida State	Tallahassee, Fla.
5/20+	W	4-1	Clemson	Coral Gables, Fla.	5/4	L	5-7	Florida State	Tallahassee, Fla.
6/1#	L	1-5	Arizona	Omaha, Neb.	5/5	W	7-5	Florida State	Tallahassee, Fla.
6/2#	L	3-9	Pepperdine	Omaha, Neb.	5/6	L	3-4	Florida A&M (10)	Tallahassee, Fla.
					5/7	W	13-6	Florida A&M	Tallahassee, Fla.
					5/8	W	9-2	Mercer	Macon, Ga.
					5/9	W	8-2	Mercer	Macon, Ga.
					5/10	W	4-3	Mercer	Macon, Ga.
					5/25+	W	15-6	South Alabama	Coral Gables, Fla.
					5/26+	W	10-3	James Madison	Coral Gables, Fla.
					5/27+	W	10-1	Delaware	Coral Gables, Fla.
					5/31#	W	13-5	Clemson	Omaha, Neb.
					6/2#	W	3-2	Michigan	Omaha, Neb.
					6/3#	L	3-9	Hawaii	Omaha, Neb.
					6/4#	L	3-4	California	Omaha, Neb.

## 1980

## 59-12 (.831)

### COLLEGE WORLD SERIES

2/9	W	9-1	Lamar	Coral Gables, Fla.
2/10	W	11-5	Lamar	Coral Gables, Fla.
2/11	W	21-1	Lamar	Coral Gables, Fla.
2/16	W	7-0	Florida	Gainesville, Fla.
2/17	W	5-0	Florida	Gainesville, Fla.
2/18	W	5-1	Jacksonville	Jacksonville, Fla.
2/19	L	6-7	Jacksonville	Jacksonville, Fla.
2/19	W	4-0	Jacksonville	Jacksonville, Fla.
2/22	W	10-0	Florida State	Coral Gables, Fla.
2/23	W	4-3	Florida State	Coral Gables, Fla.
2/24	L	8-9	Florida State	Coral Gables, Fla.
2/26	W	7-2	St. Leo	Coral Gables, Fla.
2/27	W	20-2	St. Leo	Coral Gables, Fla.
2/29	W	2-0	South Alabama	Coral Gables, Fla.
3/1	L	4-7	South Alabama	Coral Gables, Fla.
3/2	W	7-1	South Alabama	Coral Gables, Fla.
3/4	W	6-0	St. Joseph's	Coral Gables, Fla.
3/5	W	12-4	St. Joseph's	Coral Gables, Fla.
3/6	L	1-2	Buffalo	Coral Gables, Fla.
3/7	W	4-3	USF	Tampa, Fla.
3/8	W	8-0	USF	Tampa, Fla.
3/9	W	15-8	Buffalo	Coral Gables, Fla.
3/10	W	14-7	Buffalo	Coral Gables, Fla.
3/12	W	2-0	Indiana State	Coral Gables, Fla.
3/13*	L	2-8	Baltimore Orioles	Coral Gables, Fla.
3/14	W	2-1	Oklahoma State	Coral Gables, Fla.
3/15	W	3-1	Indiana State	Coral Gables, Fla.
3/17	W	5-1	Southern Illinois	Coral Gables, Fla.
3/18	L	2-5	Southern Illinois	Coral Gables, Fla.
3/19	W	7-2	Miami (OH)	Coral Gables, Fla.
3/20	W	9-4	Southern Illinois	Coral Gables, Fla.
3/21	W	7-1	Bowling Green	Coral Gables, Fla.
3/22	W	8-1	Southern Illinois	Coral Gables, Fla.
3/25	W	11-2	Delaware	Coral Gables, Fla.
3/26	W	11-4	Florida A&M	Coral Gables, Fla.
3/27	W	20-1	Florida A&M (7)	Coral Gables, Fla.
3/28	W	8-3	Bowling Green	Coral Gables, Fla.
3/29	W	8-5	Jacksonville	Coral Gables, Fla.
3/30	W	12-5	Jacksonville	Coral Gables, Fla.
3/31	W	14-2	Jacksonville	Coral Gables, Fla.
4/2	W	9-0	South Carolina	Coral Gables, Fla.
4/3	W	5-0	South Carolina	Coral Gables, Fla.
4/4	L	5-15	South Carolina	Coral Gables, Fla.
4/5	L	1-8	South Carolina	Coral Gables, Fla.
4/8	W	10-2	FIU	Miami, Fla.
4/11	W	8-1	Texas A&M	College Station, Texas
4/12	W	4-1	Texas A&M (7)	College Station, Texas

## 1981

## 61-10 (.859)

### COLLEGE WORLD SERIES

2/6	W	7-6	USC	Coral Gables, Fla.
2/7	W	6-3	USC	Coral Gables, Fla.
2/8	W	10-9	Southern Calif. (13)	Coral Gables, Fla.
2/20	W	8-5	Florida	Coral Gables, Fla.
2/21	W	2-0	Florida	Coral Gables, Fla.
2/25	W	5-3	Biscayne	Coral Gables, Fla.
2/28	W	13-2	USF	Coral Gables, Fla.
3/1	W	9-2	USF	Coral Gables, Fla.
3/1	W	17-3	USF	Coral Gables, Fla.
3/2	W	14-4	St. Joseph's	Coral Gables, Fla.
3/3	W	11-0	St. Joseph's	Coral Gables, Fla.
3/4	W	15-7	St. Joseph's	Coral Gables, Fla.
3/6	W	4-3	Florida State (10)	Coral Gables, Fla.
3/7	W	10-8	Florida State	Coral Gables, Fla.
3/8	W	19-4	Florida State	Coral Gables, Fla.
3/9	W	6-3	George Washington	Coral Gables, Fla.
3/10	W	2-0	Indiana State	Coral Gables, Fla.
3/11	W	16-1	Indiana State	Coral Gables, Fla.
3/12	W	9-4	Indiana State	Coral Gables, Fla.
3/13	W	5-0	Southern Illinois	Coral Gables, Fla.
3/14	W	6-4	Southern Illinois	Coral Gables, Fla.
3/16	L	1-4	Miami (OH)	Coral Gables, Fla.
3/17	W	11-4	Maine	Coral Gables, Fla.
3/18	W	11-5	Southern Illinois	Coral Gables, Fla.
3/19	W	6-0	Miami (OH)	Coral Gables, Fla.
3/20	W	15-10	Maine	Coral Gables, Fla.
3/21	W	7-4	Southern Illinois	Coral Gables, Fla.
3/22	W	15-9	Maine	Coral Gables, Fla.
3/23	W	12-0	Bowling Green	Coral Gables, Fla.
3/24	W	3-2	Michigan (10)	Coral Gables, Fla.
3/25	W	3-2	Maine	Coral Gables, Fla.
3/27	W	12-3	Michigan	Coral Gables, Fla.
3/28	W	10-3	Michigan	Coral Gables, Fla.
3/29	W	8-1	Bowling Green	Coral Gables, Fla.
4/3	W	1-0	Jacksonville	Coral Gables, Fla.
4/4	W	4-0	Jacksonville	Coral Gables, Fla.

# ALL-TIME RESULTS

4/4	W	9-6	Jacksonville	Coral Gables, Fla.	3/12	W	2-1	South Carolina	Coral Gables, Fla.
4/5	W	21-3	Florida A&M	Coral Gables, Fla.	3/13	W	4-3	South Carolina (12)	Coral Gables, Fla.
4/6*	L	2-16	Baltimore Orioles	Coral Gables, Fla.	3/14	W	8-6	South Carolina	Coral Gables, Fla.
4/8	W	6-5	Stetson	DeLand, Fla.	3/15	W	4-3	South Carolina	Coral Gables, Fla.
4/8	W	5-3	Stetson	DeLand, Fla.	3/16	W	12-0	George Washington	Coral Gables, Fla.
4/9	L	3-9	Stetson	DeLand, Fla.	3/17	W	10-4	Lewis	Coral Gables, Fla.
4/11	L	4-4	USF	Tampa, Fla.	3/18	W	16-2	George Washington	Coral Gables, Fla.
4/11	W	6-5	USF	Tampa, Fla.	3/19	W	15-2	Bowling Green	Coral Gables, Fla.
4/12	W	7-2	USF	Tampa, Fla.	3/20	W	9-2	Lewis	Coral Gables, Fla.
4/13	W	7-2	Eckerd	Coral Gables, Fla.	3/21	W	17-7	William Patterson	Coral Gables, Fla.
4/14	L	9-10	Eckerd	Coral Gables, Fla.	3/22	W	14-1	Bowling Green	Coral Gables, Fla.
4/17	W	4-2	FIU	Coral Gables, Fla.	3/23*	L	4-12	Montreal Expos	West Palm Beach, Fla.
4/22	W	5-3	Biscayne	Coral Gables, Fla.	3/24	W	12-0	Bowling Green	Coral Gables, Fla.
4/24	W	8-7	FIU	Coral Gables, Fla.	3/26	W	6-5	Florida State (10)	Tallahassee, Fla.
4/28	L	2-4	Biscayne	Coral Gables, Fla.	3/27	L	3-5	Florida State	Tallahassee, Fla.
4/29	W	1-2	St. Leo	Coral Gables, Fla.	3/28	L	3-9	Florida State	Tallahassee, Fla.
4/30	W	8-1	St. Leo	Coral Gables, Fla.	3/30*	L	0-7	Montreal Expos	Coral Gables, Fla.
5/2	W	3-2	Florida State	Tallahassee, Fla.	3/31	L	1-2	FIU	Coral Gables, Fla.
5/3	L	4-5	Florida State	Tallahassee, Fla.	4/1	L	9-11	Eckerd (11)	Coral Gables, Fla.
5/4	W	4-3	Florida State	Tallahassee, Fla.	4/2	W	5-4	USF	Coral Gables, Fla.
5/5	L	1-2	Florida A&M	Tallahassee, Fla.	4/3	W	15-5	USF	Coral Gables, Fla.
5/5	W	3-2	Florida A&M (11)	Tallahassee, Fla.	4/4	W	13-12	FIU (13)	Miami, Fla.
5/6	L	7-8	Florida	Gainesville, Fla.	4/6*	W	15-6	Miami Marlins	Coral Gables, Fla.
5/7	W	11-4	Florida	Gainesville, Fla.	4/7*	W	6-3	Miami Marlins	Coral Gables, Fla.
5/8	W	4-0	FIU	Coral Gables, Fla.	4/8	W	3-2	Stetson	Coral Gables, Fla.
5/11	W	8-5	FIU	Miami, Fla.	4/9	W	14-7	Stetson	Coral Gables, Fla.
5/13	W	3-0	South Alabama	Mobile, Ala.	4/10	L	2-4	Stetson	Coral Gables, Fla.
5/14	W	4-1	South Alabama	Mobile, Ala.	4/11	L	0-5	FIU	Miami, Fla.
5/15	W	5-2	South Alabama	Mobile, Ala.	4/14	W	11-3	South Carolina	Columbia, S.C.
5/21+	W	12-0	Minnesota	Coral Gables, Fla.	4/15	W	12-8	South Carolina	Columbia, S.C.
5/22+	W	2-0	Middle Tennessee	Coral Gables, Fla.	4/16	L	2-6	South Carolina	Columbia, S.C.
5/23+	W	14-6	Florida State	Coral Gables, Fla.	4/17	W	19-3	South Carolina (8)	Columbia, S.C.
5/24+	W	8-6	Florida	Coral Gables, Fla.	4/18	L	2-6	Florida	Gainesville, Fla.
5/31#	W	6-1	Maine	Omaha, Neb.	4/19	W	8-7	Florida (11)	Gainesville, Fla.
6/3#	L	6-12	Oklahoma State	Omaha, Neb.	4/22	W	7-2	South Alabama	Coral Gables, Fla.
6/4#	L	4-5	Texas	Omaha, Neb.	4/30	W	6-2	FIU	Coral Gables

## NATIONAL CHAMPIONS

**1982** **55-17-1 (.753)**

### COLLEGE WORLD SERIES

2/5	W	10-2	California	Coral Gables, Fla.
2/6	W	8-1	California	Coral Gables, Fla.
2/7	W	10-4	California	Coral Gables, Fla.
2/11	W	3-1	Seton Hall	Coral Gables, Fla.
2/12	L	13-14	Seton Hall	Coral Gables, Fla.
2/13	W	7-3	Florida	Coral Gables, Fla.
2/14	W	6-2	Florida	Coral Gables, Fla.
2/15	W	7-2	Seton Hall	Coral Gables, Fla.
2/18	W	7-1	Biscayne	Coral Gables, Fla.
2/19	W	17-4	North Carolina	Coral Gables, Fla.
2/20	L	5-6	North Carolina	Coral Gables, Fla.
2/21	W	14-4	North Carolina	Coral Gables, Fla.
2/22	W	15-8	Mercer	Coral Gables, Fla.
2/23	W	10-2	Mercer	Coral Gables, Fla.
2/24	W	9-0	Mercer (F)	Coral Gables, Fla.
2/26	W	9-6	New Orleans	Coral Gables, Fla.
2/27	L	4-5	New Orleans	Coral Gables, Fla.
2/28	L	6-10	New Orleans	Coral Gables, Fla.
3/3	L	6-10	FIU	Coral Gables, Fla.
3/5	W	18-4	FAU	Coral Gables, Fla.
3/6	W	14-6	USF	Tampa, Fla.
3/9	W	13-1	Biscayne	Coral Gables, Fla.
3/10*	W	7-6	Baltimore Orioles	Coral Gables, Fla.
5/14	W	10-7	Georgia Tech	Atlanta, Ga.
5/15	W	13-3	Georgia Tech	Atlanta, Ga.
5/21	W	8-6	Arizona State	Tempe, Ariz.
5/22	L	1-3	Arizona State	Tempe, Ariz.
5/23	L	7-8	Arizona State	Tempe, Ariz.
5/29+	W	18-2	Stetson	Coral Gables, Fla.
5/29+	W	9-4	USF	Coral Gables, Fla.
5/30+	W	15-3	Stetson	Coral Gables, Fla.
6/4#	W	7-2	Maine	Omaha, Neb.
6/7#	W	4-3	Wichita State	Omaha, Neb.
6/10#	W	2-1	Texas	Omaha, Neb.
6/11#	W	10-4	Maine	Omaha, Neb.
6/12#	W	9-3	Wichita State	Omaha, Neb.

## 1983

**61-21 (.744)**

### NCAA TOURNAMENT

2/4	L	3-4	Arizona State	Coral Gables, Fla.
2/5	W	16-5	Arizona State	Coral Gables, Fla.
2/6	W	13-5	Arizona State	Coral Gables, Fla.
2/9	L	8-9	FAU	Coral Gables, Fla.
2/11	W	12-8	Wichita State	Coral Gables, Fla.
2/14	L	3-5	Wichita State	Coral Gables, Fla.



# ALL-TIME RESULTS

2/14	L	3-5	Wichita State	Coral Gables, Fla.	5/11	W	6-5	New Orleans	New Orleans, La.
2/15	W	12-3	Bethune-Cookman	Coral Gables, Fla.	5/13	L	3-4	South Carolina	Coral Gables, Fla.
2/17	W	11-4	Seton Hall	Coral Gables, Fla.	5/14	W	6-5	South Carolina (10)	Coral Gables, Fla.
2/18	W	8-4	Seton Hall	Coral Gables, Fla.	5/15	W	9-7	South Carolina	Coral Gables, Fla.
2/20	W	5-1	Florida	Coral Gables, Fla.	5/17	W	27-10	Ft. Lauderdale College	Coral Gables, Fla.
2/20	L	1-4	Florida	Coral Gables, Fla.	5/18	W	6-1	Ft. Lauderdale College	Coral Gables, Fla.
2/21	L	1-4	Georgia Tech	Coral Gables, Fla.	5/20	L	3-6	Cal State Fullerton	Fullerton, Calif.
2/22	W	10-7	Georgia Tech	Coral Gables, Fla.	5/21	W	3-0	Cal State Fullerton	Fullerton, Calif.
2/23	W	10-4	Georgia Tech	Coral Gables, Fla.	5/22	L	3-4	Cal State Fullerton	Fullerton, Calif.
2/25	W	9-0	Florida State	Coral Gables, Fla.	5/27+	L	4-6	Alabama	Tallahassee, Fla.
2/26	W	4-2	Florida State	Coral Gables, Fla.	5/28+	W	14-5	South Alabama	Tallahassee, Fla.
2/28	W	11-10	Mercer	Coral Gables, Fla.	5/29+	W	10-5	Florida State	Tallahassee, Fla.
3/1	W	13-6	Mercer	Coral Gables, Fla.	5/29+	L	9-11	Alabama	Tallahassee, Fla.
3/2	W	7-4	Mercer	Coral Gables, Fla.					
3/3	W	8-4	FIU	Miami, Fla.					
3/4	W	6-1	USF	Tampa, Fla.					
3/5	W	2-1	USF	Tampa, Fla.					
3/6	W	11-5	USF	Tampa, Fla.					
3/8	L	3-5	Florida	Gainesville, Fla.					
3/9	W	3-2	Florida	Gainesville, Fla.					
3/11	W	5-1	Texas A&M	Coral Gables, Fla.					
3/12	W	12-3	Southern Illinois	Coral Gables, Fla.					
3/13*	L	0-4	Atlanta Braves	Coral Gables, Fla.					
3/14	W	16-4	Texas A&M	Coral Gables, Fla.					
3/15	W	14-5	Maine	Coral Gables, Fla.					
3/17	L	7-13	Southern Illinois	Coral Gables, Fla.					
3/18	W	7-5	Maine	Coral Gables, Fla.					
3/19	W	9-0	Southern Illinois	Coral Gables, Fla.					
3/19	W	7-3	Southern Illinois	Coral Gables, Fla.					
3/20	W	7-3	Maine	Coral Gables, Fla.					
3/21	W	11-2	Montclair State	Coral Gables, Fla.					
3/22	W	6-1	Maine	Coral Gables, Fla.					
3/23	W	5-3	Illinois-Chicago	Coral Gables, Fla.					
3/24	W	17-3	Illinois-Chicago	Coral Gables, Fla.					
3/25	W	10-7	USF	Coral Gables, Fla.					
3/26	W	8-2	USF	Coral Gables, Fla.					
3/27	W	6-5	USF	Coral Gables, Fla.					
3/29	W	8-5	Biscayne	Coral Gables, Fla.					
3/30	W	8-4	St. Leo	Coral Gables, Fla.					
3/31*	L	7-14	Baltimore Orioles	Coral Gables, Fla.					
4/5	L	4-5	Stetson	DeLand, Fla.					
4/5	W	15-8	Stetson	DeLand, Fla.					
4/6	W	14-6	Stetson	DeLand, Fla.					
4/12	W	8-6	FIU	Coral Gables, Fla.					
4/13	W	13-5	FAU	Coral Gables, Fla.					
4/15	L	5-6	Florida State	Tallahassee, Fla.					
4/16	L	3-4	Florida State	Tallahassee, Fla.					
4/17	L	0-5	Florida State	Tallahassee, Fla.					
4/19	W	7-2	FIU	Coral Gables, Fla.					
4/20	W	5-3	Biscayne	Coral Gables, Fla.					
4/21	W	4-2	FAU	Pompano Beach, Fla.					
4/22	W	4-1	Stetson	Coral Gables, Fla.					
4/23	W	12-9	Stetson	Coral Gables, Fla.					
4/26	W	8-4	FIU	Miami, Fla.					
4/27	W	6-2	FAU	Coral Gables, Fla.					
4/28	W	11-5	New Orleans	Coral Gables, Fla.					
4/29	L	0-2	New Orleans	Coral Gables, Fla.					
4/30	W	9-5	New Orleans	Coral Gables, Fla.					
5/1	W	5-4	New Orleans	Coral Gables, Fla.					
5/3	W	4-0	Biscayne	Coral Gables, Fla.					
5/4	W	16-5	FIU	Coral Gables, Fla.					
5/6	L	0-10	South Alabama	Mobile, Ala.					
5/7	L	1-2	South Alabama (6)	Mobile, Ala.					
5/8	W	7-3	South Alabama	Mobile, Ala.					
5/10	L	2-3	New Orleans	New Orleans, La.					

## 1984

48-28 (.632)

### COLLEGE WORLD SERIES

2/3	L	7-9	Florida	Coral Gables, Fla.
2/4	W	10-4	Florida State	Coral Gables, Fla.
2/5	L	4-6	USF	Coral Gables, Fla.
2/7	L	10-11	FAU	Coral Gables, Fla.
2/10	W	6-5	UCLA	Coral Gables, Fla.
2/11	W	7-6	UCLA	Coral Gables, Fla.
2/12	W	7-6	UCLA	Coral Gables, Fla.
2/14	W	17-1	Bethune-Cookman	Coral Gables, Fla.
2/15E	W	10-0	Italian Olympic	Coral Gables, Fla.
2/16	L	2-5	Seton Hall	Coral Gables, Fla.
2/17	W	9-1	Florida	Coral Gables, Fla.
2/18	L	3-10	Florida	Coral Gables, Fla.
2/19	W	15-2	Seton Hall	Coral Gables, Fla.
2/23	W	14-4	Colorado State	Coral Gables, Fla.
2/24	W	7-0	Florida State	Coral Gables, Fla.
2/25	W	14-5	Florida State	Coral Gables, Fla.
2/26	L	6-7	Florida State	Coral Gables, Fla.
3/1	W	2-0	New Orleans	Coral Gables, Fla.
3/2	L	2-5	New Orleans	Coral Gables, Fla.
3/3	L	9-15	New Orleans	Coral Gables, Fla.
3/4	W	9-3	New Orleans	Coral Gables, Fla.
3/6	L	7-8	USF	Tampa, Fla.
3/6	L	1-2	USF	Tampa, Fla.
3/7	L	11-18	USF	Tampa, Fla.
3/9	L	9-14	South Carolina	Coral Gables, Fla.
3/10	W	6-3	South Carolina	Coral Gables, Fla.
3/11	W	13-11	South Carolina	Coral Gables, Fla.
3/13E	L	2-12	Baltimore Orioles	Coral Gables, Fla.
3/14	W	4-3	Southern Illinois	Coral Gables, Fla.
3/15	W	17-0	George Washington	Coral Gables, Fla.
3/16	W	10-7	Southern Illinois	Coral Gables, Fla.
3/17	W	11-7	Southern Illinois	Coral Gables, Fla.
3/18	W	11-4	Rutgers	Coral Gables, Fla.
3/19	W	17-0	Fordham	Coral Gables, Fla.
3/20E	L	5-13	Atlanta Braves	Coral Gables, Fla.
3/21	W	9-7	Michigan State	Coral Gables, Fla.
3/22	W	11-4	Fordham	Coral Gables, Fla.
3/23	W	5-3	Michigan State	Coral Gables, Fla.
3/24	L	4-9	Tulane	Coral Gables, Fla.
3/25	W	8-6	Cornell	Coral Gables, Fla.
3/28	W	8-6	Florida	Gainesville, Fla.
3/28	L	6-7	Florida (8)	Gainesville, Fla.
3/30	W	11-2	USF	Coral Gables, Fla.
3/31	W	20-3	USF	Coral Gables, Fla.
4/1	L	13-16	USF	Coral Gables, Fla.
4/6	L	7-8	Alabama	Coral Gables, Fla.
4/7	L	1-7	Alabama	Coral Gables, Fla.
4/8	W	8-3	Alabama	Coral Gables, Fla.

# ALL-TIME RESULTS

4/10	W	6-2	FIU	Coral Gables, Fla.	3/13	W	14-7	Creighton	Coral Gables, Fla.
4/11	W	8-5	FIU	Miami, Fla.	3/14	W	12-4	Southern Illinois	Coral Gables, Fla.
4/13	L	2-3	Florida State	Tallahassee, Fla.	3/15	W	2-0	Southern Illinois	Coral Gables, Fla.
4/14	W	4-3	Florida State	Tallahassee, Fla.	3/16	W	7-6	Southern Illinois	Coral Gables, Fla.
4/15	L	4-5	Florida State (11)	Tallahassee, Fla.	3/17	W	9-3	Rutgers (7)	Coral Gables, Fla.
4/17	L	7-8	FAU	Coral Gables, Fla.	3/18	W	14-2	Mercer	Coral Gables, Fla.
4/20	W	14-0	LSU	Coral Gables, Fla.	3/19	W	11-3	Michigan State	Coral Gables, Fla.
4/21	W	6-5	LSU	Coral Gables, Fla.	3/20	W	5-3	Maine	Coral Gables, Fla.
4/22	L	9-10	LSU	Coral Gables, Fla.	3/22	W	18-5	Michigan State (7)	Coral Gables, Fla.
4/24	W	6-5	FAU	Coral Gables, Fla.	3/23	W	5-1	Mercer	Coral Gables, Fla.
4/26	W	7-3	Stetson	Coral Gables, Fla.	3/23	W	9-4	Maine	Coral Gables, Fla.
4/27	W	11-1	Stetson	Coral Gables, Fla.	3/24	L	2-3	Maine (10)	Coral Gables, Fla.
4/28	W	5-4	Stetson	Coral Gables, Fla.	3/27	W	6-3	Michigan State	Coral Gables, Fla.
5/6	L	1-3	Maine	Orono, Maine	3/29	W	5-1	Michigan State	Coral Gables, Fla.
5/6	L	0-5	Maine	Orono, Maine	3/30	L	6-7	Michigan State	Coral Gables, Fla.
5/9	W	5-0	FIU	Miami, Fla.	4/3	W	6-2	FAU	Coral Gables, Fla.
5/11	W	5-2	FIU	Coral Gables, Fla.	4/5	W	11-1	Southern Calif. (7)	Oklahoma City, Okla.
5/12	W	8-3	FIU	Coral Gables, Fla.	4/6	L	1-7	Oklahoma	Oklahoma City, Okla.
5/14	W	13-4	Oral Roberts	Tulsa, Okla.	4/6	W	6-3	Cal State Fullerton	Oklahoma City, Okla.
5/15	L	3-4	Oral Roberts	Tulsa, Okla.	4/7	W	8-6	USC	Oklahoma City, Okla.
5/17	L	7-8	Wichita State (11)	Wichita, Kan.	4/9	W	12-1	Barry	Coral Gables, Fla.
5/18	W	14-4	Wichita State	Wichita, Kan.	4/10	W	6-3	FIU	Coral Gables, Fla.
5/19	W	5-4	Wichita State	Wichita, Kan.	4/12	W	3-2	Florida State	Tallahassee, Fla.
5/24+	W	6-5	Florida	Tallahassee, Fla.	4/13	L	5-13	Florida State	Tallahassee, Fla.
5/26+	W	13-8	Stetson	Tallahassee, Fla.	4/14	W	8-5	Florida State (10)	Tallahassee, Fla.
5/26+	W	6-4	East Carolina	Tallahassee, Fla.	4/16	W	5-0	Barry	Coral Gables, Fla.
5/27+	L	4-6	South Alabama	Tallahassee, Fla.	4/17	W	4-3	FIU	Miami, Fla.
5/28+	W	10-2	South Alabama	Tallahassee, Fla.	4/19	W	11-0	Florida	Gainesville, Fla.
6/2#	L	6-9	Arizona State	Omaha, Neb.	4/20	W	6-4	Florida	Gainesville, Fla.
6/3#	W	13-7	Maine	Omaha, Neb.	4/24	W	11-3	FAU	Coral Gables, Fla.
6/6#	L	5-13	Cal State Fullerton	Omaha, Neb.	4/29	W	12-10	Stetson	DeLand, Fla.
					4/30	L	2-13	Stetson	DeLand, Fla.
					4/30	W	4-3	Stetson	DeLand, Fla.
					5/3	W	14-10	Alabama	Dothan, Ala.
					5/4	L	6-12	Alabama	Tuscaloosa, Ala.
					5/5	L	7-11	Alabama	Tuscaloosa, Ala.
					5/11	L	6-7	UCF	Coral Gables, Fla.
					5/12	W	18-5	UCF	Coral Gables, Fla.
					5/12	W	28-5	UCF	Coral Gables, Fla.
					5/17	W	9-0	USF	Coral Gables, Fla.
					5/18	L	1-2	USF	Coral Gables, Fla.
					5/19	W	8-3	USF	Coral Gables, Fla.
					5/24+	W	22-6	Princeton	Coral Gables, Fla.
					5/26+	W	11-6	Virginia	Coral Gables, Fla.
					5/27+	L	1-8	Florida	Coral Gables, Fla.
					5/28+	W	12-9	Florida	Coral Gables, Fla.
					6/1#	W	17-3	Stanford	Omaha, Neb.
					6/5#	L	4-8	Texas	Omaha, Neb.
					6/6#	W	2-1	Oklahoma State	Omaha, Neb.
					6/8#	W	6-5	Mississippi State	Omaha, Neb.
					6/9#	W	2-1	Texas	Omaha, Neb.
					6/11#	W	10-6	Texas	Omaha, Neb.

## NATIONAL CHAMPIONS

**1985** **64-16 (.800)**

### COLLEGE WORLD SERIES

2/1	W	14-5	South Alabama	Coral Gables, Fla.
2/2	W	12-9	South Alabama	Coral Gables, Fla.
2/3	L	5-7	South Alabama	Coral Gables, Fla.
2/5	L	3-4	USF	Tampa, Fla.
2/9	W	5-2	Arkansas	Coral Gables, Fla.
2/9	W	2-1	Arkansas	Coral Gables, Fla.
2/10	W	4-0	Arkansas	Coral Gables, Fla.
2/12	W	14-7	Armstrong State	Coral Gables, Fla.
2/13	W	15-3	Armstrong State	Coral Gables, Fla.
2/15	W	5-2	Florida	Coral Gables, Fla.
2/16	L	2-4	Florida	Coral Gables, Fla.
2/17	W	5-2	Florida	Coral Gables, Fla.
2/18	W	9-4	Seton Hall	Coral Gables, Fla.
2/20	L	1-4	St. Thomas	Coral Gables, Fla.
2/22	L	2-5	Florida State	Coral Gables, Fla.
2/23	W	15-4	Florida State	Coral Gables, Fla.
2/24	W	6-5	Florida State (10)	Coral Gables, Fla.
2/27	W	17-4	Tampa	Coral Gables, Fla.
2/28	W	8-6	New Orleans	Coral Gables, Fla.
3/1	W	10-0	New Orleans	Coral Gables, Fla.
3/2	W	8-3	New Orleans	Coral Gables, Fla.
3/3	W	5-3	New Orleans	Coral Gables, Fla.
3/5	W	7-3	Rice	Coral Gables, Fla.
3/6	W	11-3	Rice	Coral Gables, Fla.
3/8	W	10-1	Maine	Coral Gables, Fla.
3/9	W	9-3	Maine	Coral Gables, Fla.
3/10	W	3-2	James Madison	Coral Gables, Fla.
3/12	W	6-5	Creighton	Coral Gables, Fla.

**1986** **50-17 (.746)**

### COLLEGE WORLD SERIES

2/8	W	5-3	Texas	Coral Gables, Fla.
2/9	W	10-7	Texas	Coral Gables, Fla.
2/11	L	2-7	USF	Tampa, Fla.
2/12	W	6-5	USF	Tampa, Fla.
2/14	W	7-6	Florida	Coral Gables, Fla.
2/15	W	7-6	Florida (10)	Coral Gables, Fla.
2/16	W	5-1	Seton Hall	Coral Gables, Fla.
2/17	W	5-0	Seton Hall	Coral Gables, Fla.
2/21	L	4-12	USF	Coral Gables, Fla.

# ALL-TIME RESULTS

2/22	W	24-2	USF	Coral Gables, Fla.	2/14	W	10-8	USF	Coral Gables, Fla.
2/25	W	6-0	FIU	Coral Gables, Fla.	2/15	L	5-11	Seton Hall	Coral Gables, Fla.
2/27	W	5-3	FIU (11)	Miami, Fla.	2/17	L	1-5	Tampa	Coral Gables, Fla.
2/28	W	5-4	Florida Southern	Coral Gables, Fla.	2/20	W	7-2	LSU	New Orleans, La.
3/1	W	9-7	Florida Southern	Coral Gables, Fla.	2/21	L	4-5	New Orleans (10)	New Orleans, La.
3/4	L	9-10	St. Thomas	Coral Gables, Fla.	2/22	L	3-4	Tulane (11)	New Orleans, La.
3/7	W	7-6	Maine	Coral Gables, Fla.	2/24	W	8-1	Wake Forest	Coral Gables, Fla.
3/8	W	4-1	Southern Illinois	Coral Gables, Fla.	2/25	W	8-3	Wake Forest	Coral Gables, Fla.
3/11	W	6-5	Florida	Gainesville, Fla.	2/27	W	4-2	Florida	Coral Gables, Fla.
3/12	W	9-7	Florida	Gainesville, Fla.	2/28	W	12-4	Florida	Coral Gables, Fla.
3/14	W	5-2	Southern Illinois	Coral Gables, Fla.	3/3	W	4-2	USF	Tampa, Fla.
3/16	W	2-1	Creighton	Coral Gables, Fla.	3/4	L	3-7	USF	Tampa, Fla.
3/17	W	2-1	Maine	Coral Gables, Fla.	3/7	W	1-6	Maine	Coral Gables, Fla.
3/18	W	7-6	Rutgers	Coral Gables, Fla.	3/8	L	9-10	Maine	Coral Gables, Fla.
3/19	W	9-3	Maine	Coral Gables, Fla.	3/9	W	5-1	Georgetown	Coral Gables, Fla.
3/22	W	6-2	Maine	Coral Gables, Fla.	3/11	W	9-4	Maine	Coral Gables, Fla.
3/23	L	6-8	Maine	Coral Gables, Fla.	3/13	W	9-4	Southern Illinois	Coral Gables, Fla.
3/27	L	2-3	Michigan State	Coral Gables, Fla.	3/14	W	7-0	Southern Illinois	Coral Gables, Fla.
3/28	W	7-3	Bowling Green	Coral Gables, Fla.	3/15	L	2-5	Creighton	Coral Gables, Fla.
3/29	W	3-0	Air Force	Coral Gables, Fla.	3/16	W	10-9	Creighton	Coral Gables, Fla.
3/29	W	12-8	Bowling Green	Coral Gables, Fla.	3/17	L	7-12	Rutgers	Coral Gables, Fla.
4/1	W	9-1	Barry	Coral Gables, Fla.	3/18	W	5-0	Maine	Coral Gables, Fla.
4/4	W	10-5	Michigan (7)	Minneapolis, Minn.	3/20	L	2-8	Clemson	Coral Gables, Fla.
4/5E	W	8-0	Panama Olympic	Minneapolis, Minn.	3/21	L	9-11	Clemson	Coral Gables, Fla.
4/5	L	3-7	Minnesota	Minneapolis, Minn.	3/22	T	10-10	Clemson	Coral Gables, Fla.
4/6	L	5-7	Michigan (10)	Minneapolis, Minn.	3/23	W	10-4	Maine	Coral Gables, Fla.
4/8	W	1-0	Alabama (7)	Mobile, Ala.	3/25	W	6-3	Michigan State	Coral Gables, Fla.
4/9	L	4-8	South Alabama	Mobile, Ala.	3/27	L	0-5	Arizona	Coral Gables, Fla.
4/11	L	1-6	Florida State	Tallahassee, Fla.	3/28	W	7-3	Arizona	Coral Gables, Fla.
4/12	W	4-3	Florida State	Tallahassee, Fla.	3/29	W	9-8	Arizona	Coral Gables, Fla.
4/13	L	3-8	Florida State	Tallahassee, Fla.	3/31	W	8-2	Stetson	DeLand, Fla.
4/16	L	8-9	FIU (13)	Miami, Fla.	4/1	W	6-4	Stetson	DeLand, Fla.
4/17	W	1-6	Jacksonville	Coral Gables, Fla.	4/3	W	7-4	FIU	Coral Gables, Fla.
4/18	W	10-3	Jacksonville	Coral Gables, Fla.	4/4	W	12-1	FIU	Coral Gables, Fla.
4/19	W	12-1	Jacksonville	Coral Gables, Fla.	4/5	L	6-7	FIU (12)	Miami, Fla.
4/24	W	17-6	Stetson	Coral Gables, Fla.	4/7	W	6-5	Florida Southern	Coral Gables, Fla.
4/25	W	12-4	Stetson	Coral Gables, Fla.	4/10	L	3-14	Florida State	Tallahassee, Fla.
4/26	W	9-1	Stetson	Coral Gables, Fla.	4/11	W	1-6	Florida State	Tallahassee, Fla.
4/29	W	6-3	FAU	Coral Gables, Fla.	4/12	W	11-10	Florida State (11)	Tallahassee, Fla.
5/2	W	11-10	Florida State	Coral Gables, Fla.	4/14	W	9-4	New Orleans	Coral Gables, Fla.
5/3	L	6-14	Florida State	Coral Gables, Fla.	4/15	W	7-5	New Orleans	Coral Gables, Fla.
5/4	W	7-5	Florida State	Coral Gables, Fla.	4/17	W	19-9	FAU	Coral Gables, Fla.
5/6	W	8-7	Tampa (10)	Coral Gables, Fla.	4/18	W	18-2	Barry	Coral Gables, Fla.
5/9	W	6-5	Clemson	Greenville, S.C.	4/21	L	2-3	Florida	Gainesville, Fla.
5/10	L	4-7	Clemson	Greenville, S.C.	4/22	L	5-6	Florida	Gainesville, Fla.
5/11	L	5-9	Clemson	Greenville, S.C.	4/24	W	4-3	James Madison	Norfolk, Va.
5/12	W	9-6	Maine	Orono, Maine	4/28	W	12-3	FIU	Coral Gables, Fla.
5/13	L	6-9	Maine	Old Orchard, Maine	5/1	W	4-3	Florida State	Coral Gables, Fla.
5/14	W	9-1	Maine	Old Orchard, Maine	5/2	L	4-6	Florida State	Coral Gables, Fla.
5/23+	W	10-8	Western Carolina	Coral Gables, Fla.	5/3	L	6-8	Florida State	Coral Gables, Fla.
5/24+	W	7-5	South Carolina	Coral Gables, Fla.	5/8	L	3-4	North Carolina	Chapel Hill, N.C.
5/25+	W	7-6	Georgia Tech (10)	Coral Gables, Fla.	5/9	W	9-4	North Carolina	Chapel Hill, N.C.
5/26+	W	15-9	Georgia Tech (10)	Coral Gables, Fla.	5/10	W	10-2	North Carolina	Chapel Hill, N.C.
5/31#	W	6-2	Oklahoma State	Omaha, Neb.	5/17	L	3-6	New Orleans	Coral Gables, Fla.
6/3#	L	2-7	Florida State	Omaha, Neb.	5/18	L	5-6	New Orleans	Coral Gables, Fla.
6/5#	W	4-3	LSU	Omaha, Neb.	5/21+	L	6-11	Georgia Southern	Tallahassee, Fla.
6/7#	W	4-3	Arizona	Omaha, Neb.	5/22+	L	2-5	Florida State	Tallahassee, Fla.
6/8#	L	3-4	Florida State	Omaha, Neb.					

## 1987

### NCAA TOURNAMENT

2/8	L	6-16	Texas	Austin, Texas
2/9	L	7-8	Texas	Austin, Texas
2/13	L	2-4	USF	Coral Gables, Fla.

## 35-24-1 (.583)

## 1988

### COLLEGE WORLD SERIES

2/5	W	9-0	Mercer	Coral Gables, Fla.
2/6	W	24-1	Mercer (7)	Coral Gables, Fla.
2/7	W	17-7	Mercer	Coral Gables, Fla.
2/12	W	1-0	USF	Coral Gables, Fla.

## 52-14-1 (.776)

# ALL-TIME RESULTS

2/13	W	4-3	USF	Coral Gables, Fla.
2/14	W	9-4	Seton Hall	Coral Gables, Fla.
2/16	W	4-0	Eckerd	Coral Gables, Fla.
2/17	W	5-0	Barry	Coral Gables, Fla.
2/21	L	2-3	Florida (7)	Gainesville, Fla.
2/21	W	9-7	Florida	Gainesville, Fla.
2/23	W	10-3	Wake Forest	Coral Gables, Fla.
2/24	W	4-2	Wake Forest	Coral Gables, Fla.
2/27	L	5-8	Texas	Coral Gables, Fla.
2/28	W	3-2	Texas	Coral Gables, Fla.
3/1	W	6-2	St. Thomas	Coral Gables, Fla.
3/4	W	13-1	Maine	Coral Gables, Fla.
3/5	W	10-1	Maine	Coral Gables, Fla.
3/6	W	8-7	Purdue	Coral Gables, Fla.
3/8	W	9-2	Navy	Coral Gables, Fla.
3/10	W	8-2	Georgetown	Coral Gables, Fla.
3/11	W	7-6	Southern Illinois	Coral Gables, Fla.
3/12	W	6-5	Southern Illinois	Coral Gables, Fla.
3/13	W	11-2	Creighton	Coral Gables, Fla.
3/14	W	9-4	Creighton	Coral Gables, Fla.
3/17	W	10-5	St. Francis Brooklyn	Coral Gables, Fla.
3/18	L	3-6	Maine	Coral Gables, Fla.
3/20	W	6-5	Maine (10)	Coral Gables, Fla.
3/20	W	3-2	Maine	Coral Gables, Fla.
3/22	W	4-2	Rutgers	Coral Gables, Fla.
3/23	W	8-2	Rutgers	Coral Gables, Fla.
3/24	W	14-6	Air Force	Coral Gables, Fla.
3/25	L	6-7	Michigan State	Coral Gables, Fla.
3/26	L	4-5	Michigan State	Coral Gables, Fla.
3/27	W	10-8	Michigan State (10)	Coral Gables, Fla.
3/30	W	19-1	NcNeese State	Coral Gables, Fla.
4/1	W	11-3	Florida	Coral Gables, Fla.
4/2	W	5-3	Florida	Coral Gables, Fla.
4/5	W	15-2	Niagara	Coral Gables, Fla.
4/6	W	4-2	FIU	Miami, Fla.
4/8	W	8-3	Florida State	Tallahassee, Fla.
4/9	L	8-20	Florida State	Tallahassee, Fla.
4/10	T	5-5	Florida State (8)	Tallahassee, Fla.
4/13	W	12-3	FAU	Coral Gables, Fla.
4/15	W	8-2	Tulane	Coral Gables, Fla.
4/16	L	1-4	Tulane	Coral Gables, Fla.
4/18	W	11-4	USF	Tampa, Fla.
4/19	L	8-11	USF	Tampa, Fla.
4/22	W	8-3	FIU	Coral Gables, Fla.
4/23	L	1-2	FIU	Coral Gables, Fla.
4/26	W	8-5	Tampa	Coral Gables, Fla.
4/29	W	9-3	Stanford	Coral Gables, Fla.
4/30	W	7-3	Stanford	Coral Gables, Fla.
5/6	L	5-6	Florida State	Coral Gables, Fla.
5/7	W	9-7	Florida State	Coral Gables, Fla.
5/8	L	3-6	Florida State	Coral Gables, Fla.
5/13	W	8-1	Maine	Orono, Maine
5/14	W	11-3	Maine	Old Orchard, Maine
5/15	L	5-6	Maine (13)	Old Orchard, Maine
5/16	W	13-5	Maine	Orono, Maine
5/20	W	6-4	Stetson	Coral Gables, Fla.
5/25+	W	4-0	Towson	Coral Gables, Fla.
5/28+	W	18-8	James Madison	Coral Gables, Fla.
5/28+	W	4-2	Georgia Tech	Coral Gables, Fla.
5/29+	W	10-3	South Carolina	Coral Gables, Fla.
6/4#	L	3-6	Cal State Fullerton	Omaha, Neb.
6/6#	W	8-4	Fresno State	Omaha, Neb.
6/7#	L	1-2	Stanford	Omaha, Neb.

## 1989

### COLLEGE WORLD SERIES

2/5	W	4-1	UCF	Coral Gables, Fla.
2/6	W	5-1	UCF	Coral Gables, Fla.
2/7	W	15-0	UCF	Coral Gables, Fla.
2/10	W	1-0	USF (12)	Coral Gables, Fla.
2/11	W	9-5	USF	Coral Gables, Fla.
2/17	W	4-1	Tennessee	Coral Gables, Fla.
2/18	L	5-6	Tennessee (11)	Coral Gables, Fla.
2/19	W	11-2	Seton Hall	Coral Gables, Fla.
2/20	L	1-5	Seton Hall	Coral Gables, Fla.
2/25	W	6-5	Texas	Austin, Texas
2/26	L	2-5	Texas	Austin, Texas
2/27	L	5-6	Texas	Austin, Texas
3/1	W	9-1	Barry	Coral Gables, Fla.
3/3	W	5-4	Minnesota	Coral Gables, Fla.
3/4	W	13-4	Minnesota	Coral Gables, Fla.
3/5	W	7-6	Minnesota	Coral Gables, Fla.
3/8	L	2-4	Notre Dame	Coral Gables, Fla.
3/9	W	17-0	Boston University (7)	Coral Gables, Fla.
3/10	W	6-0	Southern Illinois	Coral Gables, Fla.
3/11	W	10-6	Southern Illinois	Coral Gables, Fla.
3/12	W	2-1	Creighton (10)	Coral Gables, Fla.
3/13	W	6-5	Creighton	Coral Gables, Fla.
3/14E	L	0-5	Baltimore Orioles	Coral Gables, Fla.
3/15	W	6-3	Pace	Coral Gables, Fla.
3/17	W	8-1	Maine	Coral Gables, Fla.
3/18	W	2-0	Maine	Coral Gables, Fla.
3/19	L	3-4	Maine	Coral Gables, Fla.
3/21	L	10-13	Florida	Coral Gables, Fla.
3/22	W	4-0	Florida	Coral Gables, Fla.
3/24	W	16-8	Rutgers	Coral Gables, Fla.
3/25	W	7-4	Rutgers	Coral Gables, Fla.
3/27	W	7-5	Michigan State	Coral Gables, Fla.
3/28	W	5-3	Stetson	Coral Gables, Fla.
3/29	L	8-9	Stetson (10)	Coral Gables, Fla.
4/1	L	1-7	Florida	Gainesville, Fla.
4/2	L	2-3	Florida	Gainesville, Fla.
4/7	L	0-3	Florida State	Tallahassee, Fla.
4/8	W	8-1	Florida State	Tallahassee, Fla.
4/9	L	3-11	Florida State	Tallahassee, Fla.
4/14	W	14-0	FAU	Coral Gables, Fla.
4/15	W	14-0	FAU	Coral Gables, Fla.
4/18	W	9-0	St. Thomas	Coral Gables, Fla.
4/21	W	5-2	FIU	Coral Gables, Fla.
4/22	W	7-2	FIU	Coral Gables, Fla.
4/23	W	9-6	FIU	Miami, Fla.
4/25	W	5-3	Boca Raton	Coral Gables, Fla.
4/28	W	11-5	Clemson	Clemson, S.C.
4/29	W	10-2	Clemson	Clemson, S.C.
4/30	L	4-5	Clemson	Clemson, S.C.
5/2	W	7-6	Eckerd	Coral Gables, Fla.
5/5	W	11-2	Florida State	Coral Gables, Fla.
5/6	W	8-2	Florida State	Coral Gables, Fla.
5/7	L	4-8	Florida State	Coral Gables, Fla.
5/9	L	12-13	Tampa	Coral Gables, Fla.
5/12	W	12-3	Mercer	Coral Gables, Fla.
5/13	W	9-4	Mercer	Coral Gables, Fla.
5/14	W	10-3	Mercer	Coral Gables, Fla.
5/19	W	7-4	NC State	Chapel Hill, N.C.
5/20	W	2-0	Clemson	Chapel Hill, N.C.
5/21	W	11-1	Arizona	Chapel Hill, N.C.
5/25+	W	3-1	Villanova	Gainesville, Fla.
5/26+	L	7-9	Georgia Tech	Gainesville, Fla.

## 49-18 (.731)



# ALL-TIME RESULTS

5/27+	W	9-1	Florida	Gainesville, Fla.	5/12	L	5-9	Maine	Orono, Maine
5/27+	W	10-1	UCF	Gainesville, Fla.	5/14	L	0-4	Maine	Orono, Maine
5/28+	W	4-1	Villanova	Gainesville, Fla.	5/14	W	6-4	Maine (7)	Orono, Maine
6/3#	W	5-2	LSU	Omaha, Neb.	5/18	W	4-3	UCF	Coral Gables, Fla.
6/5#	L	2-12	Texas	Omaha, Neb.	5/19	W	9-0	UCF	Coral Gables, Fla.
6/6#	L	3-6	LSU	Omaha, Neb.	5/25+	W	4-3	Stetson	Coral Gables, Fla.
					5/27+	W	5-2	USF	Coral Gables, Fla.
					5/28+	L	2-6	The Citadel	Coral Gables, Fla.
					5/28+	W	6-1	NC State	Coral Gables, Fla.
					5/29+	L	1-4	The Citadel	Coral Gables, Fla.

## 1990

### NCAA TOURNAMENT

2/2	W	7-0	Seton Hall	Coral Gables, Fla.
2/3	W	17-3	Seton Hall	Coral Gables, Fla.
2/4	W	8-2	Seton Hall	Coral Gables, Fla.
2/9	W	7-4	USF	Tampa, Fla.
2/10	L	3-4	USF	Tampa, Fla.
2/11	W	4-2	UCF	Orlando, Fla.
2/14	W	7-1	Barry	Coral Gables, Fla.
2/16	W	6-5	Texas	Coral Gables, Fla.
2/17	W	7-1	Texas	Coral Gables, Fla.
2/18	W	7-6	Texas	Coral Gables, Fla.
2/21	W	10-2	St. Francis Brooklyn	Coral Gables, Fla.
2/24	L	4-5	Florida	Coral Gables, Fla.
2/24	W	12-10	Florida	Coral Gables, Fla.
2/25	W	17-1	St. Francis Brooklyn	Coral Gables, Fla.
2/28	W	15-7	Eckerd	Coral Gables, Fla.
3/3	W	6-3	Florida	Gainesville, Fla.
3/4	W	8-2	Florida	Gainesville, Fla.
3/5	W	4-1	Stetson	DeLand, Fla.
3/6	W	5-4	Stetson (11)	DeLand, Fla.
3/9	W	5-1	Southern Illinois	Coral Gables, Fla.
3/10	L	0-1	Southern Illinois	Coral Gables, Fla.
3/11	W	25-1	Boston University	Coral Gables, Fla.
3/13	W	4-0	Davidson	Coral Gables, Fla.
3/15	L	2-3	Davidson	Coral Gables, Fla.
3/16	W	6-2	Rutgers	Coral Gables, Fla.
3/17	W	6-3	Rutgers	Coral Gables, Fla.
3/18	W	12-1	Georgetown	Coral Gables, Fla.
3/20	W	12-2	Washington State	Coral Gables, Fla.
3/21	L	0-3	Washington State	Coral Gables, Fla.
3/22	W	9-2	Clemson	Coral Gables, Fla.
3/23	W	11-5	Clemson	Coral Gables, Fla.
3/24	W	2-1	Clemson	Coral Gables, Fla.
3/28	W	12-1	Northeastern	Coral Gables, Fla.
3/30	W	2-1	Wichita State	Minneapolis, Minn.
3/31	W	3-0	Minnesota (7)	Minneapolis, Minn.
4/1	W	4-3	Stanford (10)	Minneapolis, Minn.
4/3	W	22-0	Bethune-Cookman (7)	Coral Gables, Fla.
4/6	W	3-1	North Florida	Coral Gables, Fla.
4/7	W	13-2	St. Thomas	Coral Gables, Fla.
4/10	W	5-3	New Orleans	Coral Gables, Fla.
4/11	W	4-2	New Orleans	Coral Gables, Fla.
4/13	L	3-7	Florida State	Tallahassee, Fla.
4/14	W	8-5	Florida State	Tallahassee, Fla.
4/15	W	8-3	Florida State	Tallahassee, Fla.
4/18	W	6-2	St. Thomas	Coral Gables, Fla.
4/20	W	16-6	FIU	Coral Gables, Fla.
4/21	W	6-5	FIU	Coral Gables, Fla.
4/22	W	7-1	FIU	Miami, Fla.
4/25	W	2-1	Tampa (10)	Coral Gables, Fla.
4/27	W	19-2	Nova Southeastern	Coral Gables, Fla.
4/28	W	11-3	FAU	Coral Gables, Fla.
5/4	W	7-3	Florida State	Coral Gables, Fla.
5/5	L	2-6	Florida State	Coral Gables, Fla.
5/6	L	4-8	Florida State	Coral Gables, Fla.
5/11	L	1-4	Maine	Orono, Maine

## 52-13 (.800)

## 1991

### NCAA TOURNAMENT

2/1	W	9-8	California	Coral Gables, Fla.
2/2	W	6-4	California	Coral Gables, Fla.
2/3	W	13-6	California	Coral Gables, Fla.
2/8	L	2-6	Texas	Austin, Texas
2/9	L	5-7	Texas	Austin, Texas
2/10	W	6-5	Texas	Austin, Texas
2/12	W	6-1	Tampa	Coral Gables, Fla.
2/15	W	8-1	Stetson	Coral Gables, Fla.
2/16	W	2-0	Stetson	Coral Gables, Fla.
2/19	W	6-1	USF	Coral Gables, Fla.
2/20	W	4-3	USF	Coral Gables, Fla.
2/23	W	5-3	Florida	Gainesville, Fla.
2/24	W	8-7	Florida	Gainesville, Fla.
2/26	W	4-2	Florida	Coral Gables, Fla.
2/27	W	9-7	Florida (10)	Coral Gables, Fla.
3/1	L	3-4	LSU	New Orleans, La.
3/2	W	12-3	New Orleans	New Orleans, La.
3/3	L	2-5	Tulane	New Orleans, La.
3/5	W	11-3	NC State	Coral Gables, Fla.
3/6	L	2-4	NC State	Coral Gables, Fla.
3/8	L	1-2	Southern Illinois	Coral Gables, Fla.
3/9	W	12-0	Southern Illinois	Coral Gables, Fla.
3/10	W	17-5	George Washington	Coral Gables, Fla.
3/11	W	5-1	George Washington	Coral Gables, Fla.
3/13	W	2-1	Maine	Coral Gables, Fla.
3/14	W	9-3	Pennsylvania	Coral Gables, Fla.
3/15	W	5-3	Maine	Coral Gables, Fla.
3/16	W	9-0	Maine	Coral Gables, Fla.
3/17	W	7-0	Maine	Coral Gables, Fla.
3/19	W	5-0	Minnesota	Coral Gables, Fla.
3/20	L	0-9	Minnesota	Coral Gables, Fla.
3/22	W	5-2	Rutgers	Coral Gables, Fla.
3/23	W	20-4	Rutgers	Coral Gables, Fla.
3/24	W	10-2	Minnesota	Coral Gables, Fla.
3/26	W	5-1	Eastern Illinois	Coral Gables, Fla.
3/29	W	9-3	Northeastern	Coral Gables, Fla.
3/30	W	17-4	Northeastern (7)	Coral Gables, Fla.
3/30	W	8-1	Northeastern	Coral Gables, Fla.
4/5	W	8-7	FAU	Coral Gables, Fla.
4/6	W	6-3	St. Thomas	Coral Gables, Fla.
4/9	W	8-7	North Florida	Coral Gables, Fla.
4/12	L	2-7	Florida State	Tallahassee, Fla.
4/13	L	4-12	Florida State	Tallahassee, Fla.
4/14	L	5-8	Florida State	Tallahassee, Fla.
4/17	W	4-3	St. Thomas (12)	Coral Gables, Fla.
4/19	W	6-2	Eastern Kentucky	Coral Gables, Fla.
4/20	W	4-0	Eastern Kentucky	Coral Gables, Fla.
4/21	L	2-3	Eastern Kentucky	Coral Gables, Fla.
4/26	L	2-5	FIU	Coral Gables, Fla.
4/27	W	1-1	FIU	Coral Gables, Fla.
4/28	W	8-0	FIU	Miami, Fla.

## 46-17 (.730)

# ALL-TIME RESULTS

5/3	L	2-3	Florida State	Coral Gables, Fla.	5/9	W	8-7	Maine (10)	Orono, Maine
5/4	L	1-4	Florida State	Coral Gables, Fla.	5/10	W	5-1	Maine	Orono, Maine
5/5	W	8-6	Florida State	Coral Gables, Fla.	5/12	W	5-1	Tampa	Coral Gables, Fla.
5/10	W	4-2	Georgia Southern	Coral Gables, Fla.	5/13	W	12-11	Tampa	Coral Gables, Fla.
5/11	W	7-0	Georgia Southern	Coral Gables, Fla.	5/15	W	6-5	Georgia Tech (13)	Coral Gables, Fla.
5/12	W	10-5	Georgia Southern	Coral Gables, Fla.	5/16	W	6-2	Georgia Tech	Coral Gables, Fla.
5/17	L	5-9	Georgia Tech	Atlanta, Ga.	5/17	W	4-3	Georgia Tech	Coral Gables, Fla.
5/18	W	10-7	Georgia Tech	Atlanta, Ga.	5/22+	W	3-1	UMBC	Coral Gables, Fla.
5/19	W	7-1	Georgia Tech	Atlanta, Ga.	5/23+	L	3-6	Notre Dame	Coral Gables, Fla.
5/23+	W	13-1	Portland	Fresno, Calif.	5/24	W	5-4	NC State	Coral Gables, Fla.
5/24+	L	6-13	Cal State Northridge	Fresno, Calif.	5/24+	W	17-2	South Carolina	Coral Gables, Fla.
5/25+	L	7-15	Stanford	Fresno, Calif.	5/25+	W	5-1	Notre Dame	Coral Gables, Fla.

## 1992

## 55-10 (.846)

### COLLEGE WORLD SERIES

2/7	W	14-2	Seton Hall	Coral Gables, Fla.
2/8	W	25-3	Seton Hall	Coral Gables, Fla.
2/9	W	4-1	Seton Hall	Coral Gables, Fla.
2/13	W	6-1	FIU	Coral Gables, Fla.
2/14	W	22-1	FIU	Coral Gables, Fla.
2/16	W	7-1	FIU	Coral Gables, Fla.
2/19	W	13-4	Barry	Coral Gables, Fla.
2/22	L	3-7	Florida	Gainesville, Fla.
2/23	L	5-8	Florida	Gainesville, Fla.
2/28	L	5-8	Stetson	Coral Gables, Fla.
2/29	W	7-2	Stetson	Coral Gables, Fla.
3/1	W	7-5	Stetson	Coral Gables, Fla.
3/3	W	12-2	Villanova	Coral Gables, Fla.
3/5	W	4-0	Providence	Coral Gables, Fla.
3/6	W	7-1	Florida	Coral Gables, Fla.
3/7	W	6-5	Florida	Coral Gables, Fla.
3/10	L	5-14	Illinois	Coral Gables, Fla.
3/11	W	7-1	Illinois	Coral Gables, Fla.
3/13	W	10-2	Illinois State	Coral Gables, Fla.
3/14	W	3-0	Illinois State	Coral Gables, Fla.
3/15	W	12-0	Pace	Coral Gables, Fla.
3/17	W	10-0	Rutgers	Coral Gables, Fla.
3/19	W	14-7	Rutgers	Coral Gables, Fla.
3/20	W	9-1	Southern Illinois	Coral Gables, Fla.
3/21	W	5-1	Southern Illinois	Coral Gables, Fla.
3/22	W	12-3	Youngstown State	Coral Gables, Fla.
3/27	L	1-2	Notre Dame	Coral Gables, Fla.
3/28	W	1-6	Notre Dame	Coral Gables, Fla.
3/29	W	6-5	Notre Dame (11)	Coral Gables, Fla.
3/31	W	15-3	USF	Tampa, Fla.
4/1	W	8-7	USF	Tampa, Fla.
4/5	W	9-1	Rollins	Coral Gables, Fla.
4/7	W	12-8	Barry	Coral Gables, Fla.
4/10	W	10-6	Florida State	Tallahassee, Fla.
4/11	W	6-3	Florida State	Tallahassee, Fla.
4/12	W	6-5	Florida State	Tallahassee, Fla.
4/15	W	3-2	North Florida	Coral Gables, Fla.
4/17	W	11-1	St. Thomas	Coral Gables, Fla.
4/18	W	4-3	St. Thomas (12)	Coral Gables, Fla.
4/21	W	14-2	FAU	Coral Gables, Fla.
4/24	W	7-3	Florida State	Coral Gables, Fla.
4/25	W	5-4	Florida State	Coral Gables, Fla.
4/26	L	2-3	Florida State	Coral Gables, Fla.
4/28	W	11-1	St. Thomas	Coral Gables, Fla.
4/29	W	12-5	Nova Southeastern	Coral Gables, Fla.
5/1	W	6-1	Texas	Coral Gables, Fla.
5/2	W	3-2	Texas	Coral Gables, Fla.
5/3	L	3-10	Texas	Coral Gables, Fla.
5/8	W	5-1	Maine	Orono, Maine

5/9	W	8-7	Maine (10)	Orono, Maine
5/10	W	5-1	Maine	Orono, Maine
5/12	W	5-1	Tampa	Coral Gables, Fla.
5/13	W	12-11	Tampa	Coral Gables, Fla.
5/15	W	6-5	Georgia Tech (13)	Coral Gables, Fla.
5/16	W	6-2	Georgia Tech	Coral Gables, Fla.
5/17	W	4-3	Georgia Tech	Coral Gables, Fla.
5/22+	W	3-1	UMBC	Coral Gables, Fla.
5/23+	L	3-6	Notre Dame	Coral Gables, Fla.
5/24	W	5-4	NC State	Coral Gables, Fla.
5/24+	W	17-2	South Carolina	Coral Gables, Fla.
5/25+	W	5-1	Notre Dame	Coral Gables, Fla.
5/29#	W	4-3	California (13)	Omaha, Neb.
5/31#	W	4-3	Cal State Fullerton	Omaha, Neb.
6/2#	L	5-7	Cal State Fullerton	Omaha, Neb.
6/5#	L	1-8	Cal State Fullerton	Omaha, Neb.

## BRAD KELLEY

1993

## 1993

## 36-22 (.621)

### NCAA TOURNAMENT

2/5	L	6-17	Texas	Austin, Texas
2/6	L	6-7	Texas	Austin, Texas
2/7	L	11-12	Texas (10)	Austin, Texas
2/12	W	8-2	Illinois	Coral Gables, Fla.
2/13	W	4-3	Illinois (13)	Coral Gables, Fla.
2/14	L	4-6	Illinois	Coral Gables, Fla.
2/17	W	4-3	FIU	Coral Gables, Fla.
2/19	W	7-3	Long Beach State	Coral Gables, Fla.
2/20	L	2-4	Long Beach State	Coral Gables, Fla.
2/21	L	8-10	Long Beach State	Coral Gables, Fla.
2/24	W	4-3	Michigan	Coral Gables, Fla.
2/25	W	8-1	Michigan	Coral Gables, Fla.
2/27	L	2-3	Florida	Gainesville, Fla.
2/28	L	7-9	Florida	Gainesville, Fla.
3/1	W	6-4	Stetson	DeLand, Fla.
3/2	W	19-3	Stetson	DeLand, Fla.
3/5	W	7-5	Jacksonville	Coral Gables, Fla.
3/6	L	2-4	Jacksonville	Coral Gables, Fla.
3/7	W	8-6	Jacksonville	Coral Gables, Fla.
3/10	W	9-5	Georgetown	Coral Gables, Fla.
3/12	W	7-1	Florida	Coral Gables, Fla.
3/14	L	3-4	Florida (10)	Coral Gables, Fla.
3/16	W	11-4	Rutgers	Coral Gables, Fla.
3/18	W	6-2	Southern Illinois	Coral Gables, Fla.
3/19	W	6-5	Maine	Coral Gables, Fla.
3/20	W	11-10	Maine	Coral Gables, Fla.
3/26	W	13-2	Georgia State	Coral Gables, Fla.
3/27	W	9-6	Georgia State	Coral Gables, Fla.
3/27	W	19-1	Georgia State	Coral Gables, Fla.
3/31	W	11-2	UCF	Coral Gables, Fla.
4/2	L	0-2	FAU	Coral Gables, Fla.
4/3	W	3-0	FAU	Coral Gables, Fla.
4/6	W	7-3	FIU	Coral Gables, Fla.
4/9	L	0-7	Florida State	Tallahassee, Fla.
4/10	L	1-8	Florida State	Tallahassee, Fla.
4/11	L	2-6	Florida State	Tallahassee, Fla.
4/13	W	9-2	FIU	Coral Gables, Fla.
4/16	W	7-6	St. Thomas (15)	Coral Gables, Fla.
4/17	W	8-6	St. Thomas	Coral Gables, Fla.
4/21	W	9-4	Nova Southeastern	Coral Gables, Fla.
4/23	L	0-1	Florida State	Coral Gables, Fla.
4/24	W	4-3	Florida State (12)	Coral Gables, Fla.
4/25	W	14-13	Florida State (10)	Coral Gables, Fla.





# ALL-TIME RESULTS

4/30	W	6-2	Tampa	Coral Gables, Fla.	4/29	L	5-7	Clemson	Clemson, S.C.
5/1	W	11-3	Tampa	Coral Gables, Fla.	4/30	W	6-3	Clemson	Clemson, S.C.
5/4	W	3-2	FAU (13)	Coral Gables, Fla.	5/1	L	8-9	Clemson (12)	Clemson, S.C.
5/7	W	6-5	Rice	Coral Gables, Fla.	5/6	W	11-3	Barry	Coral Gables, Fla.
5/8	W	13-5	Rice	Coral Gables, Fla.	5/7	W	10-4	Tampa	Coral Gables, Fla.
5/9	L	2-3	Rice	Coral Gables, Fla.	5/8	W	3-0	Tampa	Coral Gables, Fla.
5/11	L	3-5	USF	Coral Gables, Fla.	5/10	L	5-6	FIU	Coral Gables, Fla.
5/12	W	11-6	USF	Coral Gables, Fla.	5/13	W	7-2	Western Carolina	Coral Gables, Fla.
5/14	W	6-1	Fordham	Coral Gables, Fla.	5/14	W	8-2	Western Carolina	Coral Gables, Fla.
5/15	W	8-0	Fordham	Coral Gables, Fla.	5/15	W	5-4	Western Carolina	Coral Gables, Fla.
5/21	L	7-14	NC State	Chapel Hill, N.C.	5/20	W	4-1	Coastal Carolina	Coral Gables, Fla.
5/22	L	1-3	North Carolina	Chapel Hill, N.C.	5/21	W	7-4	Coastal Carolina	Coral Gables, Fla.
5/23	L	4-5	Wake Forest	Chapel Hill, N.C.	5/27+	W	17-4	Rider	Coral Gables, Fla.
5/27+	L	3-7	South Alabama	Baton Rouge, La.	5/28+	W	4-1	Kent	Coral Gables, Fla.
5/28+	L	5-10	Western Carolina	Baton Rouge, La.	5/29+	W	11-3	Minnesota	Coral Gables, Fla.

## JIM MORRIS 1994-2018

### 1994 49-14 (.778)

#### COLLEGE WORLD SERIES

2/2	W	8-0	Barry	Coral Gables, Fla.
2/4	W	6-0	Tennessee	Coral Gables, Fla.
2/5	W	3-1	Tennessee	Coral Gables, Fla.
2/6	W	1-0	Tennessee	Coral Gables, Fla.
2/8	W	11-4	FIU	Coral Gables, Fla.
2/11	W	6-4	Stetson	Coral Gables, Fla.
2/12	L	4-7	Stetson	Coral Gables, Fla.
2/13	L	3-5	Stetson	Coral Gables, Fla.
2/15	W	4-0	FIU	Coral Gables, Fla.
2/19	W	4-3	Florida (10)	Gainesville, Fla.
2/20	L	0-5	Florida	Gainesville, Fla.
2/25	W	14-4	Minnesota	Coral Gables, Fla.
2/26	L	0-2	Minnesota	Coral Gables, Fla.
2/27	W	5-2	Minnesota	Coral Gables, Fla.
3/3	W	3-0	FIU	Coral Gables, Fla.
3/5	W	7-1	Illinois	Coral Gables, Fla.
3/6	W	6-2	Illinois	Coral Gables, Fla.
3/9	W	8-2	Pace	Coral Gables, Fla.
3/11	W	4-3	Florida	Coral Gables, Fla.
3/12	W	4-2	Florida	Coral Gables, Fla.
3/13	W	7-4	FAU	Boca Raton, Fla.
3/15	W	14-5	Rutgers	Coral Gables, Fla.
3/16	W	7-6	Rutgers	Coral Gables, Fla.
3/18	W	5-1	Southern Illinois	Coral Gables, Fla.
3/19	W	12-3	Southern Illinois	Coral Gables, Fla.
3/25	L	2-5	Jacksonville	Jacksonville, Fla.
3/26	W	5-3	Jacksonville	Jacksonville, Fla.
3/27	W	8-6	Jacksonville	Jacksonville, Fla.
3/29	W	2-0	Northeastern	Coral Gables, Fla.
4/2	W	19-7	Notre Dame	South Bend, Ind.
4/2	W	5-2	Notre Dame	South Bend, Ind.
4/3	W	4-2	Notre Dame	South Bend, Ind.
4/5	L	2-4	Rollins	Coral Gables, Fla.
4/8	L	3-6	Florida State	Tallahassee, Fla.
4/9	W	5-1	Florida State	Tallahassee, Fla.
4/10	W	2-1	Florida State	Tallahassee, Fla.
4/12	W	7-3	FAU	Coral Gables, Fla.
4/15	L	1-6	Florida State	Coral Gables, Fla.
4/16	W	8-0	Florida State	Coral Gables, Fla.
4/17	L	2-7	Florida State	Coral Gables, Fla.
4/19	W	7-6	Florida Southern (11)	Coral Gables, Fla.
4/20	W	5-1	Florida Southern	Coral Gables, Fla.
4/22	W	8-6	St. Thomas	Coral Gables, Fla.
4/23	W	9-4	St. Thomas	Coral Gables, Fla.

### 1995 48-17 (.738)

#### COLLEGE WORLD SERIES

2/1	W	5-2	FAU	Coral Gables, Fla.
2/4	L	3-5	Florida	Gainesville, Fla.
2/5	W	10-2	Florida	Gainesville, Fla.
2/11	W	6-0	UCF	Kissimmee, Fla.
2/10	W	12-1	North Carolina	Kissimmee, Fla.
2/12	W	5-4	UCF	Kissimmee, Fla.
2/15	W	10-1	FAU	Coral Gables, Fla.
2/21	W	7-4	FIU	Coral Gables, Fla.
2/25	W	4-3	USF	Tampa, Fla.
2/26	W	4-3	USF	Tampa, Fla.
3/1	W	16-6	FAU	Coral Gables, Fla.
3/3	W	4-2	Illinois	Coral Gables, Fla.
3/4	W	16-0	Illinois	Coral Gables, Fla.
3/5	L	4-7	Illinois	Coral Gables, Fla.
3/10	W	12-5	Rutgers	Coral Gables, Fla.
3/11	W	8-0	Rutgers	Coral Gables, Fla.
3/12	W	11-4	Rutgers	Coral Gables, Fla.
3/14	W	5-4	Southern Illinois	Coral Gables, Fla.
3/15	W	5-3	Southern Illinois	Coral Gables, Fla.
3/17	W	10-0	Maine	Coral Gables, Fla.
3/18	W	12-6	Maine	Coral Gables, Fla.
3/19	W	10-3	Maine	Coral Gables, Fla.
3/22	W	5-3	FAU	Boca Raton, Fla.
3/24	W	9-4	Notre Dame	Coral Gables, Fla.
3/25	W	12-4	Notre Dame	Coral Gables, Fla.
3/26	L	2-5	Notre Dame	Coral Gables, Fla.
3/29	W	11-4	Northeastern	Coral Gables, Fla.
3/31	W	19-7	Tampa	Coral Gables, Fla.
4/1	W	7-5	Tampa	Coral Gables, Fla.
4/4	L	2-4	FIU	Homestead, Fla.
4/7	L	1-9	Florida State	Tallahassee, Fla.
4/8	W	6-5	Florida State	Tallahassee, Fla.
4/9	L	2-3	Florida State	Tallahassee, Fla.
4/14	L	6-9	Florida State	Coral Gables, Fla.
4/15	L	1-10	Florida State	Coral Gables, Fla.
4/16	W	3-2	Florida State	Coral Gables, Fla.
4/21	L	3-10	Stetson	Coral Gables, Fla.
4/22	W	14-7	Stetson	Coral Gables, Fla.
4/23	L	2-3	Stetson	DeLand, Fla.
4/26	W	20-4	UCF	Coral Gables, Fla.
4/27	L	5-11	UCF	Coral Gables, Fla.
4/29	W	5-0	Jacksonville	Coral Gables, Fla.

HISTORY

# ALL-TIME RESULTS

4/30	W	12-4	Jacksonville	Coral Gables, Fla.	4/26	W	20-7	Stetson	Coral Gables, Fla.
5/1	W	7-4	Jacksonville	Coral Gables, Fla.	4/27	W	7-6	Stetson	Coral Gables, Fla.
5/5	W	11-5	Mercer	Coral Gables, Fla.	4/28	W	9-4	Stetson	Coral Gables, Fla.
5/6	W	8-2	Mercer	Coral Gables, Fla.	5/1	W	12-4	Lynn	Coral Gables, Fla.
5/7	W	6-1	Mercer	Coral Gables, Fla.	5/3	W	3-2	USF	Coral Gables, Fla.
5/12	W	7-6	Clemson	Coral Gables, Fla.	5/4	W	9-5	USF	Coral Gables, Fla.
5/13	L	5-7	Clemson	Coral Gables, Fla.	5/5	L	4-10	USF	Coral Gables, Fla.
5/14	W	8-4	Clemson	Coral Gables, Fla.	5/8	W	10-2	FAU	Coral Gables, Fla.
5/18	L	1-4	Long Beach State	Long Beach, Calif.	5/10	W	9-1	Jacksonville	Jacksonville, Fla.
5/19	W	6-4	Long Beach State	Long Beach, Calif.	5/11	W	15-5	Jacksonville	Jacksonville, Fla.
5/20	W	3-2	Long Beach State	Long Beach, Calif.	5/12	W	16-2	Jacksonville	Jacksonville, Fla.
5/26+	W	3-1	Massachusetts	Coral Gables, Fla.	5/16	W	5-4	Cal State Fullerton	Coral Gables, Fla.
5/27+	W	11-10	USF	Coral Gables, Fla.	5/17	W	8-7	Cal State Fullerton	Coral Gables, Fla.
5/28+	W	8-4	North Carolina	Coral Gables, Fla.	5/18	L	6-7	Cal State Fullerton	Coral Gables, Fla.
5/29+	L	0-4	Texas A&M	Coral Gables, Fla.	5/23+	L	4-5	Sam Houston State	Austin, Texas
5/29+	W	5-2	Texas A&M	Coral Gables, Fla.	5/24+	W	5-2	Long Beach State	Austin, Texas
6/2#	W	15-10	USC	Omaha, Neb.	5/25+	W	9-7	Texas	Austin, Texas
6/4#	W	4-2	Florida State	Omaha, Neb.	5/26+	W	8-2	Missouri State	Austin, Texas
6/7#	L	5-7	USC	Omaha, Neb.	5/26+	W	8-4	UCLA	Austin, Texas
6/9#	L	3-7	USC	Omaha, Neb.	5/31#	W	7-3	Clemson	Omaha, Neb.
					6/2#	W	15-1	Alabama	Omaha, Neb.
					6/5#	W	14-5	Clemson	Omaha, Neb.
					6/8#	L	8-9	LSU	Omaha, Neb.

## 1996

## 50-14 (.781)

### COLLEGE WORLD SERIES

1/31	W	25-0	Barry	Coral Gables, Fla.
2/2	L	4-7	Florida	Coral Gables, Fla.
2/3	W	5-1	Florida	Coral Gables, Fla.
2/9	W	8-3	Coastal Carolina	Coral Gables, Fla.
2/10	W	7-2	Coastal Carolina	Coral Gables, Fla.
2/11	W	16-11	Coastal Carolina	Coral Gables, Fla.
2/16	W	6-0	George Washington	Coral Gables, Fla.
2/17	W	14-1	George Washington	Coral Gables, Fla.
2/18	W	19-3	George Washington	Coral Gables, Fla.
2/21	W	12-3	FAU	Coral Gables, Fla.
2/24	L	7-8	Florida	Gainesville, Fla.
2/25	L	1-5	Florida	Gainesville, Fla.
3/1	W	14-10	Illinois	Coral Gables, Fla.
3/2	W	10-0	Illinois	Coral Gables, Fla.
3/3	W	6-4	Illinois	Coral Gables, Fla.
3/6	W	10-3	Michigan State	Coral Gables, Fla.
3/8	L	4-5	Rutgers	Coral Gables, Fla.
3/9	W	12-3	Rutgers	Coral Gables, Fla.
3/15	W	17-4	Maine	Coral Gables, Fla.
3/16	W	10-3	Maine	Coral Gables, Fla.
3/17	W	15-3	Maine	Coral Gables, Fla.
3/21	W	13-6	FIU	Coral Gables, Fla.
3/22	W	5-3	FIU	Coral Gables, Fla.
3/23	W	5-4	FIU	Coral Gables, Fla.
3/24	L	5-6	FIU	Coral Gables, Fla.
3/27	W	8-0	St. Thomas	Coral Gables, Fla.
3/29	W	10-3	Bethune-Cookman	Coral Gables, Fla.
3/30	W	20-3	Bethune-Cookman	Coral Gables, Fla.
4/2	W	13-2	Nova Southeastern	Coral Gables, Fla.
4/5	L	2-13	Florida State	Tallahassee, Fla.
4/6	W	1-2	Florida State	Tallahassee, Fla.
4/7	L	1-15	Florida State	Tallahassee, Fla.
4/10	W	15-2	St. Thomas	Coral Gables, Fla.
4/12	W	6-2	Florida State	Coral Gables, Fla.
4/13	W	9-8	Florida State	Coral Gables, Fla.
4/14	W	7-4	Florida State	Coral Gables, Fla.
4/16	L	1-12	Tennessee	Knoxville, Tenn.
4/17	L	2-4	Tennessee	Knoxville, Tenn.
4/18	L	2-3	Tennessee	Knoxville, Tenn.
4/20	W	5-3	Tampa	Coral Gables, Fla.
4/21	W	2-1	Tampa	Coral Gables, Fla.

## 1997

## 51-18 (.739)

### COLLEGE WORLD SERIES

1/16	L	2-3	Hawaii	Honolulu, Hawaii
1/17	W	14-7	Hawaii	Honolulu, Hawaii
1/18	W	10-7	Hawaii	Honolulu, Hawaii
1/19	W	13-11	Hawaii	Honolulu, Hawaii
1/31	W	4-2	South Alabama	Coral Gables, Fla.
2/1	L	7-9	South Alabama	Coral Gables, Fla.
2/2	W	16-4	South Alabama	Coral Gables, Fla.
2/7	L	6-10	Stetson	Coral Gables, Fla.
2/8	W	7-0	Stetson	Coral Gables, Fla.
2/9	W	11-4	Stetson	Coral Gables, Fla.
2/15	L	1-2	Florida	Gainesville, Fla.
2/16	L	5-12	Florida	Gainesville, Fla.
2/17	L	10-11	Stetson	DeLand, Fla.
2/21	W	8-7	Florida	Coral Gables, Fla.
2/22	W	4-1	Florida	Coral Gables, Fla.
2/25	W	8-3	Barry	Coral Gables, Fla.
2/28	L	3-4	Texas	Austin, Texas
3/1	L	3-22	Texas	Austin, Texas
3/2	L	12-13	Texas	Austin, Texas
3/6	W	5-0	FIU	Coral Gables, Fla.
3/7	L	3-4	FIU	Coral Gables, Fla.
3/8	W	10-3	FIU	Coral Gables, Fla.
3/9	W	9-0	FIU	Coral Gables, Fla.
3/12	W	17-3	Illinois State	Coral Gables, Fla.
3/14	W	5-2	Illinois	Coral Gables, Fla.
3/15	W	12-1	Illinois	Coral Gables, Fla.
3/16	W	3-2	Illinois	Coral Gables, Fla.
3/19	W	6-0	Liberty	Coral Gables, Fla.
3/21	W	7-2	C.W. Post	Coral Gables, Fla.
3/22	W	22-3	Toledo	Coral Gables, Fla.
3/24	W	13-2	USF	Tampa, Fla.
3/25	L	2-11	USF	Tampa, Fla.
3/27	W	10-2	Harvard	Coral Gables, Fla.
3/28	W	22-4	Harvard	Coral Gables, Fla.
3/29	L	6-9	Harvard	Coral Gables, Fla.
3/30E	L	1-2	Miami Marlins	Homestead, Fla.
4/4	W	10-1	Georgia Tech	Coral Gables, Fla.
4/5	W	9-4	Georgia Tech	Coral Gables, Fla.



# ALL-TIME RESULTS

4/6	W	12-0	Georgia Tech	Coral Gables, Fla.	3/27	W	7-0	Harvard	Coral Gables, Fla.
4/9	W	12-2	St. Thomas	Coral Gables, Fla.	3/28	W	13-0	Harvard	Coral Gables, Fla.
4/11	W	9-5	Florida State	Tallahassee, Fla.	3/29	W	9-2	Harvard	Coral Gables, Fla.
4/12	W	8-5	Florida State	Tallahassee, Fla.	4/3	W	9-4	Florida State	Tallahassee, Fla.
4/13	L	7-8	Florida State	Tallahassee, Fla.	4/4	W	8-2	Florida State	Tallahassee, Fla.
4/18	W	6-2	Duke	Coral Gables, Fla.	4/5	W	9-6	Florida State	Tallahassee, Fla.
4/19	W	9-5	Duke	Coral Gables, Fla.	4/10	W	9-3	Bethune-Cookman	Coral Gables, Fla.
4/20	W	17-1	Duke	Coral Gables, Fla.	4/11	W	13-1	Bethune-Cookman	Coral Gables, Fla.
4/23	W	12-6	FAU	Coral Gables, Fla.	4/12	W	17-0	Bethune-Cookman	Coral Gables, Fla.
4/25	W	10-2	Coastal Carolina	Coral Gables, Fla.	4/15	W	4-2	FAU	Coral Gables, Fla.
4/27	W	10-2	Coastal Carolina	Coral Gables, Fla.	4/17	W	12-8	St. Thomas	Coral Gables, Fla.
4/27	W	7-3	Coastal Carolina	Coral Gables, Fla.	4/18	W	22-7	St. Thomas	Coral Gables, Fla.
4/30	W	13-8	FAU	Coral Gables, Fla.	4/22	W	23-3	FAU	Coral Gables, Fla.
5/2	W	9-1	Florida State	Coral Gables, Fla.	4/24	L	7-22	Georgia Tech	Atlanta, Ga.
5/3	W	7-6	Florida State	Coral Gables, Fla.	4/25	W	8-5	Georgia Tech	Atlanta, Ga.
5/4	L	3-7	Florida State	Coral Gables, Fla.	4/26	W	9-8	Georgia Tech	Atlanta, Ga.
5/9	W	12-1	Jacksonville	Coral Gables, Fla.	5/1	W	7-1	Florida State	Coral Gables, Fla.
5/10	L	14-23	Jacksonville	Coral Gables, Fla.	5/2	L	5-11	Florida State	Coral Gables, Fla.
5/11	W	10-1	Jacksonville	Coral Gables, Fla.	5/3	L	4-5	Florida State	Coral Gables, Fla.
5/15	W	20-3	Oral Roberts	Coral Gables, Fla.	5/8	W	14-8	Jacksonville	Jacksonville, Fla.
5/16	W	7-3	Oral Roberts	Coral Gables, Fla.	5/9	L	8-14	Jacksonville	Jacksonville, Fla.
5/17	W	7-3	Oral Roberts	Coral Gables, Fla.	5/10	W	14-6	Jacksonville	Jacksonville, Fla.
5/22+	W	11-4	Richmond	Coral Gables, Fla.	5/15	W	7-1	Georgia Southern	Coral Gables, Fla.
5/23+	W	5-2	FIU	Coral Gables, Fla.	5/16	W	13-0	Georgia Southern	Coral Gables, Fla.
5/24+	L	3-10	Arizona State	Coral Gables, Fla.	5/17	L	1-2	Georgia Southern	Coral Gables, Fla.
5/24+	W	6-5	Florida	Coral Gables, Fla.	5/21+	W	21-6	Bowling Green	Coral Gables, Fla.
5/25+	W	7-6	Arizona State	Coral Gables, Fla.	5/22+	L	5-6	North Carolina	Coral Gables, Fla.
5/25+	W	6-5	Arizona State	Coral Gables, Fla.	5/23+	W	13-0	Texas Tech	Coral Gables, Fla.
5/31#	W	7-3	UCLA	Omaha, Neb.	5/23+	W	14-2	South Carolina	Coral Gables, Fla.
6/2#	W	6-1	Alabama	Omaha, Neb.	5/24+	W	7-4	North Carolina	Coral Gables, Fla.
6/5#	L	6-8	Alabama	Omaha, Neb.	5/29#	W	3-1	Long Beach State	Omaha, Neb.
6/6#	L	2-6	Alabama	Omaha, Neb.	5/31#	L	2-9	Arizona State	Omaha, Neb.
					6/2#	L	3-6	Long Beach State	Omaha, Neb.

## 1998

51-12 (.810)

### COLLEGE WORLD SERIES

1/28	W	9-0	Barry	Coral Gables, Fla.
1/30	W	8-5	USF	Coral Gables, Fla.
1/31	W	10-3	USF	Coral Gables, Fla.
2/1	L	2-15	USF	Coral Gables, Fla.
2/7	W	11-8	Florida	Coral Gables, Fla.
2/8	W	17-11	Florida	Coral Gables, Fla.
2/11	W	2-1	FIU	Coral Gables, Fla.
2/14	L	5-19	Florida	Gainesville, Fla.
2/15	L	10-14	Florida	Gainesville, Fla.
2/17	W	18-3	Lynn	Coral Gables, Fla.
2/20	W	18-3	Notre Dame	Coral Gables, Fla.
2/21	W	27-2	Notre Dame	Coral Gables, Fla.
2/22	W	17-3	Notre Dame	Coral Gables, Fla.
2/27	W	5-4	Texas	Coral Gables, Fla.
2/28	W	9-5	Texas	Coral Gables, Fla.
3/1	L	7-8	Texas	Coral Gables, Fla.
3/6	W	15-1	Illinois	Coral Gables, Fla.
3/7	W	6-2	Furman	Coral Gables, Fla.
3/7	W	12-0	FIU	Coral Gables, Fla.
3/8	W	12-7	Illinois	Coral Gables, Fla.
3/13	W	9-4	Rutgers	Coral Gables, Fla.
3/14	W	10-2	Rutgers	Coral Gables, Fla.
3/15	W	18-6	Rutgers	Coral Gables, Fla.
3/17	W	15-1	Vermont	Coral Gables, Fla.
3/18	W	21-4	Iona	Coral Gables, Fla.
3/20	W	1-0	North Carolina	Coral Gables, Fla.
3/21	W	8-2	North Carolina	Coral Gables, Fla.
3/22	W	4-2	North Carolina	Coral Gables, Fla.
3/25	W	8-6	Drexel	Homestead, Fla.

## NATIONAL CHAMPIONS

### 1999

50-13 (.794)

### COLLEGE WORLD SERIES

1/26	W	8-3	Barry	Coral Gables, Fla.
1/29	W	12-1	Stetson	Coral Gables, Fla.
1/30	W	4-3	Stetson (10)	Coral Gables, Fla.
2/6	L	4-7	Florida	Gainesville, Fla.
2/7	L	12-14	Florida	Gainesville, Fla.
2/10	L	3-4	FIU	Miami, Fla.
2/12	W	7-4	Florida	Coral Gables, Fla.
2/13	W	10-3	Florida	Coral Gables, Fla.
2/17	W	3-1	FAU	Coral Gables, Fla.
2/19	W	13-1	James Madison	Coral Gables, Fla.
2/20	W	12-3	James Madison	Coral Gables, Fla.
2/21	W	14-2	James Madison	Coral Gables, Fla.
2/26	W	7-1	Texas	Coral Gables, Fla.
2/27	W	6-4	Texas	Coral Gables, Fla.
2/28	W	14-11	Texas	Coral Gables, Fla.
3/5	L	3-4	Georgia	Coral Gables, Fla.
3/6	L	5-6	East Carolina	Coral Gables, Fla.
3/6	W	23-3	Ohio State	Coral Gables, Fla.
3/7	W	8-1	Georgia	Coral Gables, Fla.
3/12	W	16-1	Princeton	Coral Gables, Fla.
3/13	W	16-1	Princeton	Coral Gables, Fla.
3/14	W	15-6	Princeton	Coral Gables, Fla.
3/16	W	8-5	USF	Tampa, Fla.
3/17	W	9-4	USF	Tampa, Fla.
3/19	W	15-1	Marist	Homestead, Fla.

# ALL-TIME RESULTS

3/20	L	3-9	Iowa	Homestead, Fla.	3/12	W	5-3	Rutgers	Coral Gables, Fla.
3/26	W	12-3	New York Tech	Coral Gables, Fla.	3/15	W	6-1	Iona	Coral Gables, Fla.
3/27	W	20-0	New York Tech	Coral Gables, Fla.	3/17	W	12-5	Michigan	Coral Gables, Fla.
4/2	W	5-3	Clemson	Charlotte, N.C.	3/18	W	10-3	Michigan	Coral Gables, Fla.
4/3	L	5-7	Clemson	Charlotte, N.C.	3/19	T	6-6	Michigan (10)	Coral Gables, Fla.
4/4	W	14-11	Clemson	Charlotte, N.C.	3/22	W	4-2	Northwestern	Coral Gables, Fla.
4/9	W	7-4	NC State	Coral Gables, Fla.	3/24	L	5-6	Dartmouth	Coral Gables, Fla.
4/10	L	9-13	NC State	Coral Gables, Fla.	3/25	W	10-8	Dartmouth	Coral Gables, Fla.
4/11	W	7-6	NC State	Coral Gables, Fla.	3/26	W	6-1	Dartmouth	Coral Gables, Fla.
4/16	L	2-8	Florida State	Tallahassee, Fla.	3/28	W	5-2	FIU	Homestead, Fla.
4/17	W	4-3	Florida State	Tallahassee, Fla.	3/30	W	6-0	Harvard	Coral Gables, Fla.
4/18	W	8-7	Florida State	Tallahassee, Fla.	4/7	L	13-14	Florida State (17)	Tallahassee, Fla.
4/23	W	8-7	Florida State	Coral Gables, Fla.	4/8	L	2-12	Florida State	Tallahassee, Fla.
4/24	W	9-4	Florida State	Coral Gables, Fla.	4/9	L	4-5	Florida State	Tallahassee, Fla.
4/25	W	9-8	Florida State	Coral Gables, Fla.	4/14	W	7-3	Florida State	Coral Gables, Fla.
4/30	L	6-13	Elon	Coral Gables, Fla.	4/15	W	7-3	Florida State	Coral Gables, Fla.
5/1	W	11-0	Elon	Coral Gables, Fla.	4/16	L	3-14	Florida State	Coral Gables, Fla.
5/2	W	24-5	Elon	Coral Gables, Fla.	4/21	W	12-0	NC State	Durham, N.C.
5/4	L	7-12	FIU	Coral Gables, Fla.	4/22	W	19-1	NC State	Raleigh, N.C.
5/7	W	2-0	Jacksonville	Coral Gables, Fla.	4/23	L	4-5	NC State	Raleigh, N.C.
5/8	W	12-9	Jacksonville	Coral Gables, Fla.	4/28	W	6-3	Long Beach State	Coral Gables, Fla.
5/11	W	5-3	Notre Dame	South Bend, Ind.	4/29	W	12-2	Long Beach State	Coral Gables, Fla.
5/12	L	0-1	Notre Dame	South Bend, Ind.	4/30	L	4-6	Long Beach State	Coral Gables, Fla.
5/14	W	17-1	Winthrop	Coral Gables, Fla.	5/6	L	2-10	Georgia Tech	Coral Gables, Fla.
5/15	W	9-2	Winthrop	Coral Gables, Fla.	5/7	W	3-2	Georgia Tech	Coral Gables, Fla.
5/16	W	8-2	Winthrop	Coral Gables, Fla.	5/8	W	7-5	Georgia Tech	Coral Gables, Fla.
5/20	L	0-12	Long Beach State	Long Beach, Calif.	5/12	W	4-2	Jacksonville	Jacksonville, Fla.
5/21	W	9-7	Long Beach State	Long Beach, Calif.	5/13	W	14-6	Jacksonville	Jacksonville, Fla.
5/22	W	8-6	Long Beach State	Long Beach, Calif.	5/14	L	7-8	Jacksonville	Jacksonville, Fla.
5/28+	W	15-9	Bethune-Cookman	Coral Gables, Fla.	5/19	W	6-1	New York Tech	Coral Gables, Fla.
5/29+	W	6-4	FIU	Coral Gables, Fla.	5/20	W	9-8	New York Tech	Coral Gables, Fla.
5/30+	W	3-2	FAU	Coral Gables, Fla.	5/21	W	17-3	New York Tech	Coral Gables, Fla.
6/4\$	W	10-2	Wake Forest	Coral Gables, Fla.	5/26+	W	19-5	Wagner	Coral Gables, Fla.
6/5\$	W	8-1	Wake Forest	Coral Gables, Fla.	5/27+	W	11-5	Florida Atlantic	Coral Gables, Fla.
6/11#	W	8-4	Rice	Omaha, Neb.	5/28+	W	14-4	FIU	Coral Gables, Fla.
6/13#	W	8-1	Alabama	Omaha, Neb.	6/2\$	L	2-9	Florida State	Tallahassee, Fla.
6/17#	W	5-2	Alabama	Omaha, Neb.	6/3\$	W	7-5	Florida State	Tallahassee, Fla.
6/19#	W	6-5	Florida State	Omaha, Neb.	6/4\$	L	1-6	Florida State	Tallahassee, Fla.

## 2000

41-19-1 (.672)

### NCAA TOURNAMENT

1/26	W	5-4	Lynn	Coral Gables, Fla.
1/28	W	6-3	Wake Forest	Orlando, Fla.
1/29	L	0-4	Clemson	Orlando, Fla.
1/30	L	0-9	North Carolina	Orlando, Fla.
2/4	W	16-8	Florida	Coral Gables, Fla.
2/5	W	17-1	Florida	Coral Gables, Fla.
2/9	L	2-7	FAU	Coral Gables, Fla.
2/12	L	3-4	Florida	Gainesville, Fla.
2/13	L	11-20	Florida	Gainesville, Fla.
2/15	W	5-3	Barry	Coral Gables, Fla.
2/18	W	8-3	USF	Coral Gables, Fla.
2/19	W	6-0	USF	Coral Gables, Fla.
2/20	W	3-2	USF	Coral Gables, Fla.
2/25	W	13-8	Villanova	Coral Gables, Fla.
2/26	W	10-1	Eastern Michigan	Homestead, Fla.
2/27	W	9-1	Eastern Michigan	Homestead, Fla.
3/1	L	6-7	FIU	Coral Gables, Fla.
3/3	W	19-2	C.W. Post	Coral Gables, Fla.
3/4	W	21-6	C.W. Post	Coral Gables, Fla.
3/5	W	33-0	C.W. Post	Coral Gables, Fla.
3/8	L	11-13	Michigan State	Coral Gables, Fla.
3/10	W	6-5	Rutgers	Coral Gables, Fla.
3/11	L	6-11	Rutgers	Coral Gables, Fla.

## NATIONAL CHAMPIONS

### 2001

53-12 (.815)

### COLLEGE WORLD SERIES

1/25	W	9-3	FAU	Coral Gables, Fla.
1/26	L	10-11	FAU	Boca Raton, Fla.
1/27	W	4-2	FAU	Coral Gables, Fla.
2/3	W	14-5	Florida	Gainesville, Fla.
2/7	W	4-3	FIU	Miami, Fla.
2/9	W	10-4	Florida	Coral Gables, Fla.
2/10	W	8-7	Florida	Coral Gables, Fla.
2/11	L	3-9	Oklahoma State	Coral Gables, Fla.
2/16	W	4-2	Elon	Coral Gables, Fla.
2/17	W	10-9	Elon (12)	Coral Gables, Fla.
2/18	W	7-4	Elon	Coral Gables, Fla.
2/21	L	10-17	FIU	Coral Gables, Fla.
2/23	W	10-2	FIU	Homestead, Fla.
2/24	W	2-0	FIU	Homestead, Fla.
2/25	W	14-0	Albany	Coral Gables, Fla.
3/2	W	8-6	San Diego State	Minneapolis, Minn.
3/3	W	10-1	Minnesota	Minneapolis, Minn.
3/4	W	8-2	Arkansas	Minneapolis, Minn.
3/7	W	6-2	Pittsburgh	Coral Gables, Fla.
3/9	L	4-6	Rutgers (11)	Coral Gables, Fla.



# ALL-TIME RESULTS

3/10	W	13-2	Rutgers	Coral Gables, Fla.	3/10	W	8-5	USF	Coral Gables, Fla.
3/11	L	6-9	Rutgers	Coral Gables, Fla.	3/13	L	4-12	Ball State	Coral Gables, Fla.
3/13	W	8-2	USF	Tampa, Fla.	3/15	L	3-4	Rutgers	Coral Gables, Fla.
3/14	W	13-9	USF	Tampa, Fla.	3/16	W	8-3	Rutgers	Coral Gables, Fla.
3/16	W	14-13	East Carolina	Coral Gables, Fla.	3/17	L	5-9	Rutgers	Coral Gables, Fla.
3/17	L	2-7	East Carolina	Coral Gables, Fla.	3/20	L	10-13	Wisconsin-Milwaukee	Coral Gables, Fla.
3/18	W	8-4	East Carolina (8)	Coral Gables, Fla.	3/23	W	8-7	UCLA	Coral Gables, Fla.
3/21	W	2-1	Cornell (10)	Coral Gables, Fla.	3/24	W	8-2	UCLA	Coral Gables, Fla.
3/23	W	5-3	Northeastern	Coral Gables, Fla.	3/25	W	5-1	UCLA	Coral Gables, Fla.
3/24	W	5-2	Northeastern	Coral Gables, Fla.	3/26	W	5-3	Northwestern	Coral Gables, Fla.
3/25	W	5-3	Northeastern	Coral Gables, Fla.	3/29	L	2-3	Elon	Coral Gables, Fla.
3/30	L	2-8	Cal State Fullerton	Coral Gables, Fla.	3/30	L	8-11	Elon	Coral Gables, Fla.
3/31	L	5-8	Cal State Fullerton	Coral Gables, Fla.	3/31	W	5-4	Elon	Coral Gables, Fla.
4/1	L	2-9	Cal State Fullerton	Coral Gables, Fla.	4/5	L	3-13	Florida State	Tallahassee, Fla.
4/6	W	13-4	Savannah State	Coral Gables, Fla.	4/6	W	5-2	Florida State	Tallahassee, Fla.
4/7	W	7-2	Savannah State	Coral Gables, Fla.	4/7	L	7-9	Florida State	Tallahassee, Fla.
4/8	W	16-5	Savannah State	Coral Gables, Fla.	4/12	L	4-6	Florida State	Coral Gables, Fla.
4/13	L	9-10	Florida State	Coral Gables, Fla.	4/13	L	3-9	Florida State	Coral Gables, Fla.
4/14	W	5-4	Florida State	Coral Gables, Fla.	4/14	L	11-17	Florida State	Coral Gables, Fla.
4/15	W	7-1	Florida State	Coral Gables, Fla.	4/19	W	9-6	Long Beach State	Coral Gables, Fla.
4/20	W	7-5	Florida State	Tallahassee, Fla.	4/20	W	10-6	Long Beach State	Coral Gables, Fla.
4/21	W	9-6	Florida State	Tallahassee, Fla.	4/21	L	1-10	Long Beach State	Coral Gables, Fla.
4/22	W	7-4	Florida State	Tallahassee, Fla.	4/24	W	6-5	FAU	Coral Gables, Fla.
4/27	L	0-5	Virginia	Coral Gables, Fla.	4/26	L	4-5	North Carolina	Chapel Hill, N.C.
4/28	W	5-1	Virginia	Coral Gables, Fla.	4/27	W	4-3	North Carolina	Chapel Hill, N.C.
4/29	W	12-6	Virginia	Coral Gables, Fla.	4/28	L	4-5	North Carolina	Chapel Hill, N.C.
5/4	L	2-3	Jacksonville	Coral Gables, Fla.	5/2	L	7-9	FIU	Coral Gables, Fla.
5/5	W	13-3	Jacksonville	Coral Gables, Fla.	5/3	W	12-4	Bethune-Cookman	Coral Gables, Fla.
5/6	W	6-2	Jacksonville	Coral Gables, Fla.	5/4	L	1-3	Bethune-Cookman	Coral Gables, Fla.
5/11	W	12-4	Florida Southern	Coral Gables, Fla.	5/5	W	14-2	Bethune-Cookman	Coral Gables, Fla.
5/12	W	16-3	Florida Southern	Coral Gables, Fla.	5/10	L	6-7	Georgia Tech	Atlanta, Ga.
5/13	W	5-4	Florida Southern	Coral Gables, Fla.	5/11	W	10-2	Georgia Tech	Atlanta, Ga.
5/18	W	17-5	New York Tech	Coral Gables, Fla.	5/12	L	8-16	Georgia Tech	Atlanta, Ga.
5/19	W	14-7	New York Tech	Coral Gables, Fla.	5/17	L	9-11	Jacksonville	Coral Gables, Fla.
5/20	W	11-1	New York Tech	Coral Gables, Fla.	5/18	W	8-4	Jacksonville	Coral Gables, Fla.
5/25+	W	14-6	Bucknell	Coral Gables, Fla.	5/19	W	10-6	Jacksonville	Coral Gables, Fla.
5/26+	W	6-2	Florida	Coral Gables, Fla.	5/24	W	16-1	New York Tech	Coral Gables, Fla.
5/27+	W	16-8	Stetson	Coral Gables, Fla.	5/25	W	4-2	New York Tech	Coral Gables, Fla.
6/1\$	W	10-8	Clemson	Coral Gables, Fla.	5/26	W	11-5	New York Tech	Coral Gables, Fla.
6/2\$	W	14-6	Clemson	Coral Gables, Fla.	5/31+	W	9-1	FIU	Gainesville, Fla.
6/9#	W	21-13	Tennessee	Omaha, Neb.	6/1+	W	7-2	Florida	Gainesville, Fla.
6/11#	W	4-3	USC	Omaha, Neb.	6/2+	L	10-11	Florida (10)	Gainesville, Fla.
6/14#	W	12-6	Tennessee	Omaha, Neb.	6/2+	W	8-7	Florida	Gainesville, Fla.
6/16#	W	12-1	Stanford	Omaha, Neb.	6/7\$	L	7-10	South Carolina	Columbia, S.C.
					6/8\$	W	5-2	South Carolina	Columbia, S.C.
					6/9\$	L	4-6	South Carolina	Columbia, S.C.

## 2002

## 34-29 (.540)

### NCAA TOURNAMENT

2/1	W	5-4	Tennessee	Coral Gables, Fla.
2/2	L	4-7	Tennessee	Coral Gables, Fla.
2/3	W	9-4	Tennessee	Coral Gables, Fla.
2/6	L	1-7	FIU	Miami, Fla.
2/8	L	9-12	Florida	Coral Gables, Fla.
2/10	L	2-6	Florida	Coral Gables, Fla.
2/15	W	10-4	Minnesota	Coral Gables, Fla.
2/16	W	21-17	Minnesota	Coral Gables, Fla.
2/17	W	7-6	Minnesota	Coral Gables, Fla.
2/22	W	6-2	FIU	Homestead, Fla.
2/23	W	11-4	Kansas State	Homestead, Fla.
2/24	W	10-2	Lipscomb	Coral Gables, Fla.
3/1	L	10-11	USC	Fullerton, Calif.
3/2	W	5-3	Cal State Fullerton	Fullerton, Calif.
3/3	L	6-8	Houston	Fullerton, Calif.
3/8	L	6-7	USF	Coral Gables, Fla.
3/9	L	7-13	USF	Coral Gables, Fla.

## 2003

## 45-17 (.714)

### COLLEGE WORLD SERIES

2/5	W	12-7	FIU	Coral Gables, Fla.
2/6	W	13-2	Campbell	Coral Gables, Fla.
2/7	W	10-3	Campbell	Coral Gables, Fla.
2/8	L	9-12	Campbell	Coral Gables, Fla.
2/14	W	9-2	Florida	Gainesville, Fla.
2/15	L	3-5	Florida	Gainesville, Fla.
2/21	W	6-3	San Diego State	Coral Gables, Fla.
2/22	W	4-1	San Diego State	Coral Gables, Fla.
2/23	W	6-3	San Diego State	Coral Gables, Fla.
2/28	L	7-8	The Citadel	Coral Gables, Fla.
3/1	W	6-1	The Citadel	Coral Gables, Fla.
3/2	W	14-6	The Citadel	Coral Gables, Fla.
3/7	W	5-2	Tennessee	Knoxville, Tenn.
3/8	W	8-4	Tennessee	Knoxville, Tenn.
3/9	W	10-4	Tennessee	Knoxville, Tenn.

# ALL-TIME RESULTS

3/11	W	3-2	USF	Coral Gables, Fla.	3/7	W	6-5	Elon	Coral Gables, Fla.
3/12	W	6-4	USF	Coral Gables, Fla.	3/10	W	10-8	Campbell	Coral Gables, Fla.
3/14	W	15-5	Rutgers	Coral Gables, Fla.	3/12	W	12-2	Rutgers	Coral Gables, Fla.
3/16	L	7-8	Rutgers	Coral Gables, Fla.	3/13	W	10-5	Rutgers	Coral Gables, Fla.
3/18	W	16-2	St. Peter's	Coral Gables, Fla.	3/14	W	6-5	Rutgers	Coral Gables, Fla.
3/19	W	9-8	Stony Brook	Coral Gables, Fla.	3/16	L	2-7	USF	Tampa, Fla.
3/21	W	18-8	Boston College	Coral Gables, Fla.	3/17	W	17-3	USF	Tampa, Fla.
3/22	W	17-5	Boston College	Coral Gables, Fla.	3/19	W	6-3	Illinois-Chicago	Coral Gables, Fla.
3/26	W	10-9	Harvard	Homestead, Fla.	3/20	W	6-4	Illinois-Chicago	Coral Gables, Fla.
3/28	W	7-6	Georgia Tech	Coral Gables, Fla.	3/21	W	13-1	Illinois-Chicago	Coral Gables, Fla.
3/29	W	13-8	Georgia Tech	Coral Gables, Fla.	3/24	L	4-5	FIU	Coral Gables, Fla.
3/30	W	17-16	Georgia Tech	Coral Gables, Fla.	3/27	W	6-1	Penn State	Coral Gables, Fla.
4/2	L	3-5	FAU	Coral Gables, Fla.	3/27	W	1-0	Penn State	Coral Gables, Fla.
4/4	W	8-5	Oral Roberts	Coral Gables, Fla.	3/28	W	11-3	Penn State	Coral Gables, Fla.
4/5	L	1-10	Oral Roberts	Coral Gables, Fla.	4/2	L	4-17	Georgia Tech	Atlanta, Ga.
4/6	W	11-8	Oral Roberts	Coral Gables, Fla.	4/3	W	9-7	Georgia Tech	Atlanta, Ga.
4/11	W	6-1	Virginia	Charlottesville, Va.	4/4	W	16-13	Georgia Tech	Atlanta, Ga.
4/12	W	10-4	Virginia	Charlottesville, Va.	4/9	L	5-6	Florida State	Coral Gables, Fla.
4/13	L	2-17	Virginia	Charlottesville, Va.	4/10	W	17-11	Florida State	Coral Gables, Fla.
4/16	W	6-4	FIU	Miami, Fla.	4/11	W	4-0	Florida State	Coral Gables, Fla.
4/18	L	2-4	Florida State	Coral Gables, Fla.	4/16	W	10-0	Florida State	Coral Gables, Fla.
4/19	L	4-6	Florida State	Coral Gables, Fla.	4/17	W	7-3	Florida State	Coral Gables, Fla.
4/20	T	7-7	Florida State	Coral Gables, Fla.	4/18	L	3-10	Florida State	Coral Gables, Fla.
4/25	L	0-1	Florida State	Tallahassee, Fla.	4/23	W	8-0	Virginia	Coral Gables, Fla.
4/26	W	14-3	Florida State	Tallahassee, Fla.	4/24	W	22-3	Virginia	Coral Gables, Fla.
4/27	L	0-12	Florida State	Tallahassee, Fla.	4/25	L	3-4	Virginia	Coral Gables, Fla.
5/2	W	27-1	Pace	Coral Gables, Fla.	4/30	W	6-1	Coastal Carolina	Coral Gables, Fla.
5/3	W	23-1	Pace	Coral Gables, Fla.	5/1	W	5-1	Coastal Carolina	Coral Gables, Fla.
5/4	W	20-2	Pace	Coral Gables, Fla.	5/2	W	13-11	Coastal Carolina	Coral Gables, Fla.
5/9	W	12-2	Jacksonville	Jacksonville, Fla.	5/7	W	6-4	Jacksonville	Coral Gables, Fla.
5/10	L	8-11	Jacksonville	Jacksonville, Fla.	5/8	W	12-4	Jacksonville	Coral Gables, Fla.
5/11	L	4-5	Jacksonville	Jacksonville, Fla.	5/9	W	7-4	Jacksonville	Coral Gables, Fla.
5/16	W	12-7	Savannah State	Coral Gables, Fla.	5/14	L	1-4	North Carolina	Coral Gables, Fla.
5/17	W	11-2	Savannah State	Coral Gables, Fla.	5/15	W	4-3	North Carolina	Coral Gables, Fla.
5/18	W	11-3	Savannah State	Coral Gables, Fla.	5/16	L	0-2	North Carolina	Coral Gables, Fla.
5/19	W	6-4	Savannah State	Coral Gables, Fla.	5/19	W	13-3	FAU	Coral Gables, Fla.
5/22	W	6-4	Long Beach State	Long Beach, Calif.	5/20	W	9-1	Ball State	Coral Gables, Fla.
5/23	W	3-2	Long Beach State	Long Beach, Calif.	5/21	W	4-2	Ball State	Coral Gables, Fla.
5/24	L	3-7	Long Beach State	Long Beach, Calif.	5/22	W	7-3	Ball State	Coral Gables, Fla.
5/30+	W	10-5	Bethune-Cookman	Coral Gables, Fla.	5/27	W	8-5	Long Beach State	Coral Gables, Fla.
5/31+	W	1-0	FAU	Coral Gables, Fla.	5/28	W	7-3	Long Beach State	Coral Gables, Fla.
6/1+	L	5-15	Florida	Coral Gables, Fla.	5/29	W	7-6	Long Beach State	Coral Gables, Fla.
6/1+	W	13-10	Florida	Coral Gables, Fla.	6/4+	W	6-3	St. Bonaventure	Coral Gables, Fla.
6/7\$	W	10-9	NC State	Coral Gables, Fla.	6/5+	W	19-5	NC State	Coral Gables, Fla.
6/8\$	W	11-5	NC State (11)	Coral Gables, Fla.	6/6+	W	19-6	FAU	Coral Gables, Fla.
6/14#	L	2-13	Texas	Omaha, Neb.	6/12\$	W	8-7	Florida	Coral Gables, Fla.
6/16#	W	7-5	Missouri State	Omaha, Neb.	6/13\$	W	3-1	Florida	Coral Gables, Fla.
6/17#	L	1-5	Texas	Omaha, Neb.	6/19#	W	9-5	LSU	Omaha, Neb.
					6/21#	L	3-6	Cal State Fullerton	Omaha, Neb.
					6/22#	L	11-15	South Carolina	Omaha, Neb.

## 2004

50-13 (.794)

### COLLEGE WORLD SERIES

2/13	L	0-3	Florida	Coral Gables, Fla.
2/14	W	4-1	Florida	Coral Gables, Fla.
2/15	W	19-5	Florida	Coral Gables, Fla.
2/20	W	8-7	Tennessee	Coral Gables, Fla.
2/21	L	11-14	Tennessee	Coral Gables, Fla.
2/22	W	14-3	Tennessee	Coral Gables, Fla.
2/26	L	7-11	FIU	Miami, Fla.
2/27	W	9-7	FIU	Homestead, Fla.
2/28	W	17-0	La Salle	Homestead, Fla.
2/29	W	9-2	Minnesota	Coral Gables, Fla.
3/4	W	9-3	Maine	Coral Gables, Fla.
3/5	W	6-3	Elon	Coral Gables, Fla.
3/6	W	24-0	Elon	Coral Gables, Fla.

## 2005

41-19-1 (.672)

### NCAA TOURNAMENT

2/1	W	7-0	FIU	Coral Gables, Fla.
2/4	W	12-5	High Point	Coral Gables, Fla.
2/5	W	7-6	High Point (11)	Coral Gables, Fla.
2/6	W	10-1	High Point	Coral Gables, Fla.
2/11	W	11-9	USF	Coral Gables, Fla.
2/12	W	7-5	USF	Coral Gables, Fla.
2/13	W	9-4	USF	Coral Gables, Fla.
2/18	W	9-7	Florida	Gainesville, Fla.
2/19	L	1-2	Florida (11)	Gainesville, Fla.
2/20	L	11-14	Florida	Gainesville, Fla.
2/25	W	12-1	George Washington	Coral Gables, Fla.

# ALL-TIME RESULTS

2/26	L	4-5	George Washington	Coral Gables, Fla.	2/19	L	10-11	Florida	Coral Gables, Fla.
2/27	W	16-3	George Washington	Coral Gables, Fla.	2/25	W	4-3	Bethune-Cookman	Coral Gables, Fla.
3/2	W	5-1	Northeastern	Coral Gables, Fla.	2/25	W	9-1	Bethune-Cookman	Coral Gables, Fla.
3/4	W	6-1	NC State*	Coral Gables, Fla.	2/26	W	9-1	Bethune-Cookman	Coral Gables, Fla.
3/5	L	5-11	NC State*	Coral Gables, Fla.	3/3	W	4-0	Indiana	Coral Gables, Fla.
3/6	W	13-7	NC State*	Coral Gables, Fla.	3/4	W	7-2	Indiana	Coral Gables, Fla.
3/8	W	3-0	Pittsburgh	Coral Gables, Fla.	3/5	W	6-4	Indiana	Coral Gables, Fla.
3/11	W	14-3	Duke*	Coral Gables, Fla.	3/8	W	9-4	Michigan State	Coral Gables, Fla.
3/12	W	12-1	Duke*	Coral Gables, Fla.	3/10	W	14-3	Virginia Tech*	Coral Gables, Fla.
3/13	W	6-1	Duke*	Coral Gables, Fla.	3/11	W	12-3	Virginia Tech*	Coral Gables, Fla.
3/16	W	13-2	Rutgers	Coral Gables, Fla.	3/12	W	10-4	Virginia Tech*	Coral Gables, Fla.
3/18	W	11-2	Wake Forest*	Winston-Salem, N.C.	3/14	W	6-0	Fordham	Coral Gables, Fla.
3/19	L	6-13	Wake Forest*	Winston-Salem, N.C.	3/15	W	12-2	Manhattan	Coral Gables, Fla.
3/20	W	12-4	Wake Forest*	Winston-Salem, N.C.	3/17	W	3-0	Duke*	Durham, N.C.
3/23	W	11-3	FIU	Miami, Fla.	3/18	W	4-3	Duke*	Durham, N.C.
3/25	W	20-1	Georgia Tech*	Coral Gables, Fla.	3/19	W	7-1	Duke*	Durham, N.C.
3/26	L	6-17	Georgia Tech*	Coral Gables, Fla.	3/24	W	10-2	Maryland*	College Park, Md.
3/27	L	10-11	Georgia Tech*	Coral Gables, Fla.	3/25	L	4-5	Maryland*	College Park, Md.
3/31	W	1-0	Oral Roberts	Coral Gables, Fla.	3/26	W	3-1	Maryland*	College Park, Md.
4/1	W	17-6	Oral Roberts	Coral Gables, Fla.	3/31	L	6-8	Clemson*	Coral Gables, Fla.
4/2	L	3-4	Oral Roberts (12)	Coral Gables, Fla.	4/1	L	2-6	Clemson*	Coral Gables, Fla.
4/3	L	8-12	Oral Roberts	Coral Gables, Fla.	4/2	L	1-14	Clemson*	Coral Gables, Fla.
4/8	W	7-3	Virginia Tech*	Blacksburg, Va.	4/7	L	7-8	North Carolina*	Coral Gables, Fla.
4/9	W	20-5	Virginia Tech*	Salem, Va.	4/8	W	9-7	North Carolina*	Coral Gables, Fla.
4/10	W	9-5	Virginia Tech*	Salem, Va.	4/9	L	6-9	North Carolina*	Coral Gables, Fla.
4/15	W	17-7	North Carolina*	Chapel Hill, N.C.	4/14	W	7-3	Florida State*	Tallahassee, Fla.
4/16	W	18-9	North Carolina*	Chapel Hill, N.C.	4/15	L	1-16	Florida State*	Tallahassee, Fla.
4/17	T	7-7	North Carolina*	Chapel Hill, N.C.	4/16	W	7-5	Florida State*	Tallahassee, Fla.
4/22	W	5-3	Florida State*	Coral Gables, Fla.	4/21	L	2-8	Virginia*	Coral Gables, Fla.
4/23	W	5-2	Florida State*	Coral Gables, Fla.	4/22	L	7-15	Virginia*	Coral Gables, Fla.
4/24	L	1-13	Florida State*	Coral Gables, Fla.	4/23	W	9-8	Virginia (10)*	Coral Gables, Fla.
4/29	W	4-3	Maryland*	Coral Gables, Fla.	4/28	L	2-9	NC State*	Raleigh, N.C.
4/30	W	12-8	Maryland*	Coral Gables, Fla.	4/29	W	9-6	NC State*	Raleigh, N.C.
5/1	L	9-11	Maryland*	Coral Gables, Fla.	4/30	W	12-10	NC State*	Raleigh, N.C.
5/6	W	4-2	Jacksonville	Coral Gables, Fla.	5/5	W	5-2	Wright State	Coral Gables, Fla.
5/7	W	15-2	Jacksonville	Coral Gables, Fla.	5/6	W	14-1	Wright State	Coral Gables, Fla.
5/8	W	6-5	Jacksonville (10)	Coral Gables, Fla.	5/7	W	15-1	Wright State	Coral Gables, Fla.
5/13	W	7-6	Virginia*	Charlottesville, Va.	5/12	W	13-1	Wake Forest*	Coral Gables, Fla.
5/14	W	1-0	Virginia*	Charlottesville, Va.	5/13	W	11-10	Wake Forest (10)*	Coral Gables, Fla.
5/15	L	3-4	Virginia*	Charlottesville, Va.	5/14	L	5-8	Wake Forest*	Coral Gables, Fla.
5/19	L	5-15	Clemson*	Clemson, S.C.	5/18	W	8-7	Georgia Tech*	Atlanta, Ga.
5/20	L	2-9	Clemson*	Clemson, S.C.	5/19	L	5-14	Georgia Tech*	Atlanta, Ga.
5/21	L	2-6	Clemson*	Clemson, S.C.	5/20	L	7-12	Georgia Tech*	Atlanta, Ga.
5/25%	L	1-2	NC State	Jacksonville, Fla.	5/24%	L	1-2	Georgia Tech	Jacksonville, Fla.
5/26%	L	1-9	Clemson	Jacksonville, Fla.	5/25%	W	4-1	Wake Forest	Jacksonville, Fla.
6/3+	W	6-2	VCU	Coral Gables, Fla.	5/26%	L	4-7	Georgia Tech	Jacksonville, Fla.
6/4+	W	4-1	Mississippi State	Coral Gables, Fla.	6/2+	W	11-2	San Francisco	Lincoln, Neb.
6/5+	W	10-4	Mississippi State	Coral Gables, Fla.	6/3+	W	8-2	Manhattan	Lincoln, Neb.
6/10\$	L	1-3	Nebraska	Lincoln, Neb.	6/4+	W	10-4	Manhattan	Lincoln, Neb.
6/11\$	L	3-6	Nebraska	Lincoln, Neb.	6/10\$	L	9-11	Mississippi	Oxford, Miss.
					6/11\$	W	7-0	Mississippi	Oxford, Miss.
					6/12\$	W	14-9	Mississippi	Oxford, Miss.
					6/17#	W	11-1	Oregon State	Omaha, Neb.
					6/19#	L	2-3	Rice	Omaha, Neb.
					6/20#	L	1-8	Oregon State	Omaha, Neb.

## 2006

42-24 (.636)

### COLLEGE WORLD SERIES

1/28	W	17-3	FIU	Coral Gables, Fla.
1/29	W	5-0	FIU	Miami, Fla.
2/3	W	16-4	Winthrop	Coral Gables, Fla.
2/5	L	3-8	Winthrop	Coral Gables, Fla.
2/5	L	3-4	Winthrop	Coral Gables, Fla.
2/10	W	3-1	UCLA	Los Angeles, Calif.
2/11	L	4-7	UCLA	Los Angeles, Calif.
2/12	W	5-2	UCLA	Los Angeles, Calif.
2/15	W	13-4	Louisville	Coral Gables, Fla.
2/17	L	1-2	Florida	Coral Gables, Fla.
2/18	L	1-4	Florida	Coral Gables, Fla.

## 2007

37-24 (.607)

### NCAA TOURNAMENT

2/2	L	5-6	Mercer	Coral Gables, Fla.
2/3	L	5-8	Mercer	Coral Gables, Fla.
2/9	W	1-0	UCLA	Coral Gables, Fla.
2/10	W	9-8	UCLA	Coral Gables, Fla.
2/11	W	7-3	UCLA	Coral Gables, Fla.
2/16	L	2-7	Florida	Gainesville, Fla.

# ALL-TIME RESULTS

2/17	L	5-7	Florida	Gainesville, Fla.	3/2	L	2-6	Florida	Coral Gables, Fla.
2/18	W	10-7	Florida	Gainesville, Fla.	3/4	W	9-2	Lehigh	Coral Gables, Fla.
2/23	L	10-7	Elon	Coral Gables, Fla.	3/7	W	10-7	Boston College*	Coral Gables, Fla.
2/24	W	17-4	Elon	Coral Gables, Fla.	3/8	W	8-3	Boston College*	Coral Gables, Fla.
2/25	W	6-3	Elon	Coral Gables, Fla.	3/9	W	7-1	Boston College*	Coral Gables, Fla.
3/2	W	14-8	Fordham	Coral Gables, Fla.	3/11	W	10-0	Penn State	Coral Gables, Fla.
3/3	W	8-1	Fordham	Coral Gables, Fla.	3/12	W	7-4	Maine	Coral Gables, Fla.
3/4	W	10-9	Fordham (10)	Coral Gables, Fla.	3/14	W	12-5	NC State*	Raleigh, N.C.
3/6	L	2-5	St. Bonaventure	Coral Gables, Fla.	3/15	W	2-1	NC State*	Raleigh, N.C.
3/7	W	7-2	La Salle	Coral Gables, Fla.	3/16	L	10-11	NC State*	Raleigh, N.C.
3/9	L	5-7	North Carolina*	Chapel Hill, N.C.	3/18	W	20-9	Cornell	Coral Gables, Fla.
3/10	L	1-3	North Carolina*	Chapel Hill, N.C.	3/19	W	13-1	NJIT	Coral Gables, Fla.
3/11	L	7-11	North Carolina*	Chapel Hill, N.C.	3/21	W	17-4	Wake Forest*	Coral Gables, Fla.
3/13	W	4-2	Maine	Coral Gables, Fla.	3/23	W	23-2	Wake Forest*	Coral Gables, Fla.
3/14	W	4-1	Rutgers	Coral Gables, Fla.	3/25	W	10-5	Bethune-Cookman	Coral Gables, Fla.
3/16	W	13-3	Maryland*	Coral Gables, Fla.	3/26	W	7-6	Bethune-Cookman	Coral Gables, Fla.
3/17	W	4-3	Maryland*	Coral Gables, Fla.	3/28	W	7-5	Duke (10)*	Durham, N.C.
3/18	L	4-5	Maryland*	Coral Gables, Fla.	3/29	W	8-1	Duke*	Durham, N.C.
3/23	L	1-4	Virginia*	Charlottesville, Va.	4/1	W	16-7	FAU	Coral Gables, Fla.
3/24	L	0-3	Virginia*	Charlottesville, Va.	4/2	W	13-2	FIU	Miami, Fla.
3/25	W	4-2	Virginia*	Charlottesville, Va.	4/4	W	6-4	Clemson*	Coral Gables, Fla.
3/30	W	10-3	Clemson*	Clemson, S.C.	4/5	W	15-5	Clemson*	Coral Gables, Fla.
3/31	L	1-4	Clemson*	Clemson, S.C.	4/6	W	7-6	Clemson*	Coral Gables, Fla.
4/1	W	7-6	Clemson*	Clemson, S.C.	4/8	W	4-2	FGCU (11)	Coral Gables, Fla.
4/4	W	10-9	FIU (10)	Coral Gables, Fla.	4/9	L	3-6	FAU	Coral Gables, Fla.
4/6	L	2-9	Georgia Tech*	Coral Gables, Fla.	4/12	W	10-5	Georgia Tech*	Atlanta, Ga.
4/7	W	5-2	Georgia Tech (11)*	Coral Gables, Fla.	4/12	W	15-5	Georgia Tech*	Atlanta, Ga.
4/8	W	8-7	Georgia Tech*	Coral Gables, Fla.	4/13	W	9-3	Georgia Tech*	Atlanta, Ga.
4/11	W	11-7	FIU	Miami, Fla.	4/16	W	12-10	FAU	Boca Raton, Fla.
4/13	L	3-5	NC State (13)*	Coral Gables, Fla.	4/18	W	11-4	Florida State*	Tallahassee, Fla.
4/14	W	5-1	NC State*	Coral Gables, Fla.	4/19	L	5-9	Florida State*	Tallahassee, Fla.
4/15	L	9-19	NC State*	Coral Gables, Fla.	4/20	W	11-10	Florida State*	Tallahassee, Fla.
4/18	L	2-3	North Florida	Coral Gables, Fla.	4/23	L	3-6	FIU	Coral Gables, Fla.
4/20	W	11-9	Virginia Tech*	Blacksburg, Va.	4/25	W	1-0	Virginia*	Coral Gables, Fla.
4/21	W	4-3	Virginia Tech*	Blacksburg, Va.	4/26	W	4-3	Virginia (10)*	Coral Gables, Fla.
4/22	W	9-5	Virginia Tech*	Blacksburg, Va.	4/27	W	10-0	Virginia*	Coral Gables, Fla.
4/25	W	7-3	Stetson	Coral Gables, Fla.	5/2	W	10-6	St. Mary's	Coral Gables, Fla.
4/27	L	6-7	Florida State*	Coral Gables, Fla.	5/3	W	5-0	St. Mary's	Coral Gables, Fla.
4/28	L	8-13	Florida State*	Coral Gables, Fla.	5/4	W	15-3	St. Mary's	Coral Gables, Fla.
4/29	W	7-1	Florida State*	Coral Gables, Fla.	5/9	W	12-4	Virginia Tech*	Blacksburg, Va.
5/4	W	3-2	Wright State	Coral Gables, Fla.	5/10	L	6-7	Virginia Tech*	Blacksburg, Va.
5/5	W	11-2	Wright State	Coral Gables, Fla.	5/10	W	9-2	Virginia Tech*	Blacksburg, Va.
5/6	W	13-5	Wright State	Coral Gables, Fla.	5/13	W	5-2	North Florida	Coral Gables, Fla.
5/11	W	9-8	Wake Forest (14)*	Winston-Salem, N.C.	5/15	W	12-2	North Carolina*	Coral Gables, Fla.
5/12	L	10-12	Wake Forest*	Winston-Salem, N.C.	5/16	L	6-10	North Carolina*	Coral Gables, Fla.
5/13	W	2-1	Wake Forest*	Winston-Salem, N.C.	5/17	L	11-12	North Carolina*	Coral Gables, Fla.
5/17	W	2-1	Duke*	Coral Gables, Fla.	5/21*	W	7-1	Clemson	Jacksonville, Fla.
5/18	W	5-1	Duke*	Coral Gables, Fla.	5/22*	W	15-12	Georgia Tech	Jacksonville, Fla.
5/19	W	14-5	Duke*	Coral Gables, Fla.	5/24*	W	5-2	NC State	Jacksonville, Fla.
5/23*	L	4-5	Clemson (13)	Jacksonville, Fla.	5/25*	W	8-4	Virginia	Jacksonville, Fla.
5/25*	W	9-3	Florida State	Jacksonville, Fla.	5/30+	W	7-4	Bethune-Cookman	Coral Gables, Fla.
5/26*	L	3-7	Wake Forest	Jacksonville, Fla.	5/31+	W	6-5	Missouri	Coral Gables, Fla.
6/1+	L	7-13	Louisville	Columbia, Mo.	6/1+	W	11-2	Mississippi	Coral Gables, Fla.
6/2+	W	8-7	Kent State	Columbia, Mo.	6/6\$	L	3-6	Arizona	Coral Gables, Fla.
6/3+	L	7-8	Louisville	Columbia, Mo.	6/7\$	W	14-10	Arizona	Coral Gables, Fla.
					6/8\$	W	4-2	Arizona	Coral Gables, Fla.
					6/14#	L	4-7	Georgia	Omaha, Neb.
					6/16#	W	7-5	Florida State	Omaha, Neb.
					6/18#	L	3-8	Stanford	Omaha, Neb.

## 2008

53-11 (.828)

### COLLEGE WORLD SERIES

2/22	W	3-1	Cincinnati	Coral Gables, Fla.
2/23	W	6-4	Cincinnati	Coral Gables, Fla.
2/24	W	8-0	Cincinnati	Coral Gables, Fla.
2/26E	L	2-0	Miami Marlins	Jupiter, Fla.
2/29	W	8-4	Florida	Coral Gables, Fla.
3/1	W	8-5	Florida	Coral Gables, Fla.





# ALL-TIME RESULTS

## 2009

### NCAA TOURNAMENT

2/20	W	6-1	Rutgers	Coral Gables, Fla.
2/21	W	4-2	Rutgers	Coral Gables, Fla.
2/21	L	4-5	Rutgers	Coral Gables, Fla.
2/22	W	18-9	Rutgers	Coral Gables, Fla.
2/27	W	8-5	Florida	Gainesville, Fla.
2/28	W	2-1	Florida	Gainesville, Fla.
3/1	W	16-2	Florida	Gainesville, Fla.
3/3	L	0-3	Rhode Island	Coral Gables, Fla.
3/4	W	14-3	Mount St. Mary's	Coral Gables, Fla.
3/6	W	7-6	NC State (12)*	Coral Gables, Fla.
3/7	W	4-0	NC State*	Coral Gables, Fla.
3/8	W	9-7	NC State*	Coral Gables, Fla.
3/10	W	11-6	St. Joseph's	Coral Gables, Fla.
3/11	W	11-6	Pittsburgh	Coral Gables, Fla.
3/13	W	5-4	Duke*	Coral Gables, Fla.
3/14	L	0-2	Duke*	Coral Gables, Fla.
3/15	W	7-6	Duke*	Coral Gables, Fla.
3/17	W	8-0	St. Thomas	Coral Gables, Fla.
3/18	W	11-1	UMBC	Coral Gables, Fla.
3/20	L	4-9	Virginia*	Charlottesville, Va.
3/21	W	4-3	Virginia*	Charlottesville, Va.
3/22	W	7-5	Virginia (8)*	Charlottesville, Va.
3/24	L	1-7	Ohio State	Coral Gables, Fla.
3/25	W	13-6	FAU	Boca Raton, Fla.
3/27	L	9-13	Georgia Tech*	Coral Gables, Fla.
3/28	L	4-6	Georgia Tech*	Coral Gables, Fla.
3/29	W	6-2	Georgia Tech*	Coral Gables, Fla.
4/1	W	15-10	Barry	Coral Gables, Fla.
4/3	L	4-14	Florida State*	Coral Gables, Fla.
4/4	W	6-4	Florida State*	Coral Gables, Fla.
4/5	W	14-8	Florida State*	Coral Gables, Fla.
4/7	W	8-7	FAU	Coral Gables, Fla.
4/11	W	12-8	Clemson*	Clemson, S.C.
4/11	L	1-9	Clemson*	Clemson, S.C.
4/12	L	6-9	Clemson*	Clemson, S.C.
4/14	W	3-1	FAU	Coral Gables, Fla.
4/17	L	0-3	North Carolina*	Chapel Hill, N.C.
4/18	L	4-5	North Carolina (10)*	Chapel Hill, N.C.
4/19	L	1-4	North Carolina*	Chapel Hill, N.C.
4/22	W	13-7	FGCU	Coral Gables, Fla.
4/24	W	4-1	Virginia Tech*	Coral Gables, Fla.
4/25	L	4-7	Virginia Tech*	Coral Gables, Fla.
4/26	W	11-3	Virginia Tech*	Coral Gables, Fla.
4/28	L	1-10	North Florida	Coral Gables, Fla.
5/1	W	5-1	Boston College*	Chestnut Hill, Mass.
5/2	W	7-5	Boston College*	Brocton, Mass.
5/3	L	3-13	Boston College*	Chestnut Hill, Mass.
5/8	L	0-1	Bethune-Cookman	Coral Gables, Fla.
5/9	W	14-4	Bethune-Cookman	Coral Gables, Fla.
5/10	L	2-5	Bethune-Cookman	Coral Gables, Fla.
5/14	W	23-5	Wake Forest*	Winston-Salem, N.C.
5/16	W	19-6	Wake Forest*	Winston-Salem, N.C.
5/16	W	4-2	Wake Forest*	Winston-Salem, N.C.
5/20%	W	8-6	Georgia Tech	Durham, N.C.
5/21%	L	2-4	Florida State	Durham, N.C.
5/22%	L	1-10	Boston College	Durham, N.C.
5/29+	W	9-4	Jacksonville	Gainesville, Fla.
5/30+	L	2-8	Florida	Gainesville, Fla.
5/31+	W	4-0	Jacksonville	Gainesville, Fla.
5/31+	L	5-16	Florida	Gainesville, Fla.

## 38-22 (.633)

## 2010 43-20 (.683)

### NCAA TOURNAMENT

2/19	W	12-1	Rutgers	Coral Gables, Fla.
2/20	W	10-8	Rutgers	Coral Gables, Fla.
2/21	W	9-7	Rutgers	Coral Gables, Fla.
2/26	W	7-3	Manhattan	Coral Gables, Fla.
2/27	W	18-1	Manhattan	Coral Gables, Fla.
2/28	L	7-12	Manhattan	Coral Gables, Fla.
3/2	W	15-2	USF	Tampa, Fla.
3/5	L	1-7	Florida	Coral Gables, Fla.
3/6	W	9-6	Florida	Coral Gables, Fla.
3/7	L	2-4	Florida	Coral Gables, Fla.
3/9	W	19-2	UCF	Orlando, Fla.
3/12	L	0-3	Boston College*	Coral Gables, Fla.
3/13	W	7-1	Boston College*	Coral Gables, Fla.
3/14	W	11-4	Boston College*	Coral Gables, Fla.
3/16	L	3-4	Fordham	Coral Gables, Fla.
3/17	W	9-8	Fordham	Coral Gables, Fla.
3/19	W	3-1	Duke*	Durham, N.C.
3/20	W	11-3	Duke*	Durham, N.C.
3/21	W	7-6	Duke*	Durham, N.C.
3/23	L	3-6	UCF	Coral Gables, Fla.
3/26	W	6-5	NC State*	Raleigh, N.C.
3/27	L	6-7	NC State (11)*	Raleigh, N.C.
3/28	W	4-0	NC State*	Raleigh, N.C.
3/31	W	12-5	FAU	Coral Gables, Fla.
4/2	W	7-4	Wake Forest*	Coral Gables, Fla.
4/3	W	9-8	Wake Forest (11)*	Coral Gables, Fla.
4/4	W	10-1	Wake Forest*	Coral Gables, Fla.
4/6	W	8-5	FAU	Boca Raton, Fla.
4/7	W	11-0	FAU	Coral Gables, Fla.
4/9	L	7-9	Virginia Tech*	Blacksburg, Va.
4/10	W	9-2	Virginia Tech*	Blacksburg, Va.
4/11	L	2-4	Virginia Tech*	Blacksburg, Va.
4/14	W	9-0	FGCU	Ft Myers, Fla.
4/16	W	7-5	North Carolina*	Coral Gables, Fla.
4/17	W	11-1	North Carolina*	Coral Gables, Fla.
4/18	W	5-2	North Carolina (8)*	Coral Gables, Fla.
4/20	W	5-2	Bethune-Cookman	Coral Gables, Fla.
4/23	W	6-5	Florida State*	Tallahassee, Fla.
4/24	L	7-8	Florida State*	Tallahassee, Fla.
4/25	L	6-7	Florida State*	Tallahassee, Fla.
4/27	W	9-6	St. Thomas	Coral Gables, Fla.
4/28	W	14-7	USF	Coral Gables, Fla.
4/30	W	5-1	Maryland*	Coral Gables, Fla.
5/1	W	6-4	Maryland*	Coral Gables, Fla.
5/2	W	9-1	Maryland*	Coral Gables, Fla.
5/7	W	6-0	Barry	Coral Gables, Fla.
5/8	W	11-1	Barry	Coral Gables, Fla.
5/14	L	3-14	Georgia Tech*	Atlanta, Ga.
5/15	W	9-2	Georgia Tech*	Atlanta, Ga.
5/16	L	3-6	Georgia Tech*	Atlanta, Ga.
5/18	W	5-4	FGCU	Coral Gables, Fla.
5/20	W	5-4	Virginia (11)*	Coral Gables, Fla.
5/21	L	1-3	Virginia*	Coral Gables, Fla.
5/22	L	4-7	Virginia*	Coral Gables, Fla.
5/26%	W	9-3	Florida State	Greensboro, N.C.
5/27%	L	10-12	Boston College (12)	Greensboro, N.C.
5/29%	L	8-12	Virginia	Greensboro, N.C.
6/4+	W	12-8	Dartmouth	Coral Gables, Fla.
6/5+	W	14-1	Texas A&M	Coral Gables, Fla.
6/6+	L	7-11	Texas A&M	Coral Gables, Fla.
6/7+	W	10-3	Texas A&M	Coral Gables, Fla.
6/11\$	L	2-7	Florida	Gainesville, Fla.
6/12\$	L	3-4	Florida (10)	Gainesville, Fla.

# ALL-TIME RESULTS

**2011**

**NCAA TOURNAMENT**

2/18	W	2-1	Rutgers (11)	Coral Gables, Fla.
2/19	L	5-6	Rutgers (10)	Coral Gables, Fla.
2/20	W	5-3	Rutgers	Coral Gables, Fla.
2/23	L	4-7	FAU	Boca Raton, Fla.
2/24	W	6-3	Appalachian State	Coral Gables, Fla.
2/25	L	5-7	Appalachian State	Coral Gables, Fla.
2/26	W	10-0	Appalachian State	Coral Gables, Fla.
2/27E	W	9-8	Miami Marlins	Jupiter, Fla.
3/1	L	2-4	USF	Tampa, Fla.
3/4	L	3-8	Florida	Gainesville, Fla.
3/5	L	0-1	Florida	Gainesville, Fla.
3/6	L	3-5	Florida	Gainesville, Fla.
3/8	W	1-0	Illinois State (11)	Coral Gables, Fla.
3/9	L	2-9	Illinois State	Coral Gables, Fla.
3/11	W	3-1	Virginia Tech*	Coral Gables, Fla.
3/12	W	2-1	Virginia Tech*	Coral Gables, Fla.
3/13	W	11-1	Virginia Tech*	Coral Gables, Fla.
3/15	W	7-3	FAU	Coral Gables, Fla.
3/18	W	4-1	Wake Forest*	Winston-Salem, N.C.
3/19	W	4-3	Wake Forest*	Winston-Salem, N.C.
3/20	W	5-3	Wake Forest*	Winston-Salem, N.C.
3/22	W	4-1	UCF	Coral Gables, Fla.
3/23	W	5-2	FGCU	Coral Gables, Fla.
3/25	L	3-8	Georgia Tech*	Coral Gables, Fla.
3/26	L	3-12	Georgia Tech (10)*	Coral Gables, Fla.
3/27	L	1-3	Georgia Tech*	Coral Gables, Fla.
3/29	W	13-2	FGCU	Coral Gables, Fla.
4/3	W	19-4	Boston College*	Chestnut Hill, Mass.
4/3	W	7-6	Boston College (5)*	Chestnut Hill, Mass.
4/6	W	8-1	FGCU	Ft. Myers, Fla.
4/8	W	4-1	NC State*	Coral Gables, Fla.
4/9	W	14-13	NC State (10)*	Coral Gables, Fla.
4/10	W	3-0	NC State*	Coral Gables, Fla.
4/13	W	10-5	Barry	Coral Gables, Fla.
4/15	W	10-4	Maryland*	College Park, Md.
4/17	L	2-10	Maryland*	College Park, Md.
4/17	W	5-2	Maryland*	College Park, Md.
4/20	W	5-3	Bethune-Cookman	Coral Gables, Fla.
4/23	W	13-6	North Carolina (10)*	Chapel Hill, N.C.
4/23	W	5-3	North Carolina*	Chapel Hill, N.C.
4/24	L	1-8	North Carolina*	Chapel Hill, N.C.
4/27	W	14-5	USF	Coral Gables, Fla.
4/29	L	5-6	Florida State*	Coral Gables, Fla.
4/30	L	0-2	Florida State*	Coral Gables, Fla.
5/1	W	5-1	Florida State*	Coral Gables, Fla.
5/6	W	16-4	Hofstra	Coral Gables, Fla.
5/7	W	9-3	Hofstra	Coral Gables, Fla.
5/8	L	0-5	Hofstra	Coral Gables, Fla.
5/13	W	6-2	Virginia*	Charlottesville, Va.
5/14	L	2-3	Virginia*	Charlottesville, Va.
5/15	L	4-5	Virginia*	Charlottesville, Va.
5/17	L	4-7	FAU	Coral Gables, Fla.
5/19	W	4-1	Duke*	Coral Gables, Fla.
5/20	L	0-2	Duke*	Coral Gables, Fla.
5/21	W	5-2	Duke*	Coral Gables, Fla.
5/26%	W	7-3	North Carolina	Durham, N.C.
5/27%	L	4-6	Virginia	Durham, N.C.
5/28%	W	4-2	Wake Forest	Durham, N.C.
6/3+	W	7-2	Jacksonville	Gainesville, Fla.
6/4+	L	4-5	Florida	Gainesville, Fla.
6/5+	W	6-3	Jacksonville	Gainesville, Fla.
6/5+	L	4-11	Florida	Gainesville, Fla.

**38-23 (.623)**

**2012**

**NCAA TOURNAMENT**

2/17	W	6-2	Rutgers	Coral Gables, Fla.
2/18	W	4-1	Rutgers	Coral Gables, Fla.
2/19	W	9-7	Rutgers	Coral Gables, Fla.
2/22	W	3-0	FGCU	Ft. Myers, Fla.
2/24	W	15-4	Albany	Coral Gables, Fla.
2/25	W	11-1	Albany	Coral Gables, Fla.
2/26	W	12-5	Albany	Coral Gables, Fla.
2/29	W	10-5	FAU	Coral Gables, Fla.
3/2	L	5-7	Florida	Coral Gables, Fla.
3/3	L	5-13	Florida	Coral Gables, Fla.
3/4	L	5-8	Florida	Coral Gables, Fla.
3/6E	L	6-7	Miami Marlins	Miami, Fla.
3/7	W	4-3	Miami (OH)	Coral Gables, Fla.
3/9	W	7-3	Boston College*	Coral Gables, Fla.
3/10	W	5-3	Boston College*	Coral Gables, Fla.
3/11	W	4-1	Boston College*	Coral Gables, Fla.
3/13	W	11-6	Illinois State	Coral Gables, Fla.
3/14	W	3-2	UCF	Orlando, Fla.
3/16	L	1-5	Duke*	Durham, N.C.
3/17	W	2-1	Duke*	Durham, N.C.
3/18	W	7-1	Duke*	Durham, N.C.
3/21	W	8-5	FAU	Boca Raton, Fla.
3/23	W	4-1	Maryland*	Coral Gables, Fla.
3/24	W	9-1	Maryland*	Coral Gables, Fla.
3/25	L	4-6	Maryland*	Coral Gables, Fla.
3/28	W	11-4	St. Thomas	Coral Gables, Fla.
3/30	L	1-3	Clemson*	Clemson, S.C.
3/31	L	1-3	Clemson*	Clemson, S.C.
4/1	W	4-2	Clemson*	Clemson, S.C.
4/4	L	1-4	UCF	Coral Gables, Fla.
4/6	W	8-0	North Carolina*	Coral Gables, Fla.
4/7	W	4-3	North Carolina (14)*	Coral Gables, Fla.
4/8	W	4-0	North Carolina*	Coral Gables, Fla.
4/11	L	2-4	FGCU	Coral Gables, Fla.
4/13	W	6-4	Virginia Tech*	Blacksburg, Va.
4/14	L	4-5	Virginia Tech*	Blacksburg, Va.
4/15	L	2-3	Virginia Tech*	Blacksburg, Va.
4/18	W	3-2	Stetson	Coral Gables, Fla.
4/20	L	2-11	Florida State*	Tallahassee, Fla.
4/21	L	1-6	Florida State*	Tallahassee, Fla.
4/22	L	7-8	Florida State*	Tallahassee, Fla.
4/24	W	3-1	FAU	Coral Gables, Fla.
4/28	L	3-7	Virginia*	Coral Gables, Fla.
4/29	L	4-7	Virginia*	Coral Gables, Fla.
4/30	L	4-7	Virginia*	Coral Gables, Fla.
5/4	W	7-0	Bethune-Cookman	Coral Gables, Fla.
5/5	W	5-4	Bethune-Cookman	Coral Gables, Fla.
5/6	W	4-3	Bethune-Cookman	Coral Gables, Fla.
5/11	W	11-0	Wake Forest*	Coral Gables, Fla.
5/12	L	2-7	Wake Forest*	Coral Gables, Fla.
5/13	W	6-3	Wake Forest*	Coral Gables, Fla.
5/17	W	5-4	Georgia Tech*	Atlanta, Ga.
5/18	W	8-6	Georgia Tech*	Atlanta, Ga.
5/19	L	1-2	Georgia Tech*	Atlanta, Ga.
5/23%	L	2-3	NC State	Greensboro, N.C.
5/24%	W	5-3	North Carolina	Greensboro, N.C.
5/25%	W	6-3	Wake Forest	Greensboro, N.C.
5/27%	L	5-8	Georgia Tech	Greensboro, N.C.
6/1+	L	2-10	Stony Brook	Coral Gables, Fla.
6/2+	L	2-12	Missouri State	Coral Gables, Fla.

**36-23 (.610)**

HISTORY



# ALL-TIME RESULTS

## 2013

### NCAA TOURNAMENT

2/16	W	5-4	Rutgers	Coral Gables, Fla.
2/16	W	4-1	Rutgers (7)	Coral Gables, Fla.
2/17	W	7-0	Rutgers	Coral Gables, Fla.
2/20	W	5-4	FAU (11)	Boca Raton, Fla.
2/22	W	6-1	Milwaukee	Coral Gables, Fla.
2/23	W	6-1	Milwaukee	Coral Gables, Fla.
2/24	W	7-6	Milwaukee	Coral Gables, Fla.
2/26	W	5-4	St. Thomas	Coral Gables, Fla.
2/27	W	5-1	Barry	Coral Gables, Fla.
3/1	W	3-2	Florida	Gainesville, Fla.
3/2	L	4-6	Florida	Gainesville, Fla.
3/3	L	3-6	Florida	Gainesville, Fla.
3/5	W	6-2	Maine	Coral Gables, Fla.
3/6	W	5-0	UCF	Coral Gables, Fla.
3/8	L	2-4	Duke*	Coral Gables, Fla.
3/9	L	2-9	Duke*	Coral Gables, Fla.
3/10	W	5-3	Duke*	Coral Gables, Fla.
3/12	L	6-17	Illinois State	Coral Gables, Fla.
3/13	W	9-2	Illinois State	Coral Gables, Fla.
3/15	W	4-1	North Carolina*	Chapel Hill, N.C.
3/16	L	2-14	North Carolina*	Chapel Hill, N.C.
3/17	L	1-4	North Carolina*	Chapel Hill, N.C.
3/19	W	9-6	Columbia	Coral Gables, Fla.
3/20	W	6-4	Columbia	Coral Gables, Fla.
3/22	W	11-9	Virginia Tech*	Coral Gables, Fla.
3/23	W	2-0	Virginia Tech*	Coral Gables, Fla.
3/24	L	5-8	Virginia Tech (10)*	Coral Gables, Fla.
3/27	L	1-6	FAU	Coral Gables, Fla.
3/29	L	4-15	Virginia*	Charlottesville, Va.
3/30	L	1-8	Virginia*	Charlottesville, Va.
3/31	W	4-3	Virginia*	Charlottesville, Va.
4/3	L	3-5	Bethune-Cookman	Coral Gables, Fla.
4/5	L	2-4	Florida State*	Coral Gables, Fla.
4/6	W	6-0	Florida State*	Coral Gables, Fla.
4/7	L	1-5	Florida State*	Coral Gables, Fla.
4/10	W	8-2	Stetson	Coral Gables, Fla.
4/12	W	1-0	Maryland (13)*	College Park, Md.
4/13	W	5-3	Maryland*	College Park, Md.
4/14	L	2-7	Maryland*	College Park, Md.
4/17	W	6-1	Bethune-Cookman	Coral Gables, Fla.
4/19	L	0-1	Clemson*	Coral Gables, Fla.
4/20	W	2-1	Clemson*	Coral Gables, Fla.
4/21	W	7-0	Clemson*	Coral Gables, Fla.
4/24	W	6-4	FAU	Coral Gables, Fla.
4/26	L	0-1	Boston College*	Chestnut Hill, Mass.
4/27	W	5-0	Boston College*	Chestnut Hill, Mass.
4/28	L	2-3	Boston College (11)*	Chestnut Hill, Mass.
5/3	W	12-3	St. John's	Coral Gables, Fla.
5/4	W	4-2	St. John's	Coral Gables, Fla.
5/5	W	6-4	St. John's	Coral Gables, Fla.
5/10	W	8-3	Wake Forest*	Winston-Salem, N.C.
5/11	L	4-5	Wake Forest*	Winston-Salem, N.C.
5/12	L	3-9	Wake Forest*	Winston-Salem, N.C.
5/16	W	8-3	Georgia Tech*	Coral Gables, Fla.
5/17	W	11-7	Georgia Tech*	Coral Gables, Fla.
5/18	L	1-10	Georgia Tech*	Coral Gables, Fla.
5/23%	L	0-10	North Carolina (8)	Durham, N.C.
5/24%	L	1-7	NC State	Durham, N.C.
5/25%	W	7-0	Clemson	Durham, N.C.
5/31+	W	7-0	Oklahoma State	Louisville, Ky.
6/1+	L	4-6	Louisville	Louisville, Ky.
6/2+	L	1-7	Oklahoma State	Louisville, Ky.

## 37-25 (.597)

## 2014

### NCAA TOURNAMENT

2/14	W	6-3	Maine	Coral Gables, Fla.
2/15	L	1-3	Maine	Coral Gables, Fla.
2/16	W	11-2	Maine	Coral Gables, Fla.
2/19	L	2-5	FAU	Coral Gables, Fla.
2/21	W	6-4	Florida	Coral Gables, Fla.
2/22	W	5-2	Florida	Coral Gables, Fla.
2/23	L	4-6	Florida	Coral Gables, Fla.
2/26E	L	2-5	Miami Marlins	Jupiter, Fla.
2/28	W	3-1	Florida State	Tallahassee, Fla.
3/1	L	2-10	Florida State	Tallahassee, Fla.
3/2	L	6-13	Florida State	Tallahassee, Fla.
3/4	W	17-0	Villanova	Coral Gables, Fla.
3/5	W	7-2	Villanova	Coral Gables, Fla.
3/7	W	6-2	Boston College*	Coral Gables, Fla.
3/8	W	5-2	Boston College*	Coral Gables, Fla.
3/9	W	4-3	Boston College*	Coral Gables, Fla.
3/11	L	3-7	Bethune-Cookman	Coral Gables, Fla.
3/12	L	3-7	Stetson	DeLand, Fla.
3/14	W	10-8	Georgia Tech*	Atlanta, Ga.
3/15	L	7-13	Georgia Tech* (G1)	Atlanta, Ga.
3/15	L	2-3	Georgia Tech* (G2)	Atlanta, Ga.
3/18	L	2-9	UCF	Coral Gables, Fla.
3/19	W	5-2	FGCU (10)	Fort Myers, Fla.
3/22	W	7-1	Virginia*	Coral Gables, Fla.
3/23	L	3-8	Virginia* (11)	Coral Gables, Fla.
3/24	L	3-5	Virginia*	Coral Gables, Fla.
3/26	W	4-0	FGCU	Coral Gables, Fla.
3/28	W	2-1	NC State*	Raleigh, N.C.
3/29	W	2-1	NC State*	Raleigh, N.C.
3/30	W	12-5	NC State*	Raleigh, N.C.
4/2	W	10-1	Bethune-Cookman	Coral Gables, Fla.
4/4	W	8-7	Virginia Tech*	Blacksburg, Va.
4/5	W	4-3	Virginia Tech*	Blacksburg, Va.
4/6	W	9-2	Virginia Tech*	Blacksburg, Va.
4/9	W	5-0	UCF	Orlando, Fla.
4/11	W	12-2	Pittsburgh*	Coral Gables, Fla.
4/12	W	1-0	Pittsburgh*	Coral Gables, Fla.
4/13	W	7-2	Pittsburgh*	Coral Gables, Fla.
4/16	W	2-1	FAU	Coral Gables, Fla.
4/19	W	3-2	Notre Dame*	Coral Gables, Fla.
4/20	L	4-7	Notre Dame*	Coral Gables, Fla.
4/21	W	6-3	Notre Dame*	Coral Gables, Fla.
4/23	W	10-9	FAU	Boca Raton, Fla.
4/25	W	5-2	Clemson*	Clemson, S.C.
4/26	W	3-2	Clemson* (12)	Clemson, S.C.
4/27	W	10-2	Clemson*	Clemson, S.C.
5/2	W	11-1	Alabama State	Coral Gables, Fla.
5/3	L	5-6	Alabama State	Coral Gables, Fla.
5/4	W	6-3	Alabama State	Coral Gables, Fla.
5/7	W	7-3	FGCU	Coral Gables, Fla.
5/9	W	6-1	Duke*	Durham, N.C.
5/10	W	9-1	Duke*	Durham, N.C.
5/11	W	4-3	Duke*	Durham, N.C.
5/16	W	6-5	North Carolina* (16) (G1)	Coral Gables, Fla.
5/16	L	2-11	North Carolina* (G2)	Coral Gables, Fla.
5/17	W	2-0	North Carolina*	Coral Gables, Fla.
5/21%	L	3-6	Georgia Tech	Greensboro, N.C.
5/22%	L	2-3	Clemson	Greensboro, N.C.
5/24%	W	6-5	Duke (12)	Greensboro, N.C.
5/30+	W	1-0	Bethune-Cookman	Coral Gables, Fla.
5/31+	L	0-3	Texas Tech	Coral Gables, Fla.
6/1+	W	10-0	Bethune-Cookman	Coral Gables, Fla.
6/1+	W	2-1	Texas Tech (10)	Coral Gables, Fla.
6/2+	L	0-4	Texas Tech	Coral Gables, Fla.

## 44-19 (.698)

# ALL-TIME RESULTS

2015

50-17 (.746)

2016

50-14 (.781)

## COLLEGE WORLD SERIES

2/13	W	5-2	Rutgers	Coral Gables, Fla.
2/14	W	9-5	Rutgers (G1)	Coral Gables, Fla.
2/14	W	9-3	Rutgers (G2)	Coral Gables, Fla.
2/15	W	25-4	Rutgers	Coral Gables, Fla.
2/18	L	3-5	FAU	Boca Raton, Fla.
2/20	L	3-4	Florida	Gainesville, Fla.
2/21	W	7-2	Florida	Gainesville, Fla.
2/22	L	1-2	Florida	Gainesville, Fla.
2/25	W	5-3	Barry	Coral Gables, Fla.
2/27	W	8-7	Wright State	Coral Gables, Fla.
2/28	W	4-3	Wright State	Coral Gables, Fla.
3/1	L	6-12	Wright State	Coral Gables, Fla.
3/4	W	7-3	FGCU	Coral Gables, Fla.
3/7	L	6-9	Louisville* (G1)	Louisville, Ky.
3/7	W	9-5	Louisville* (G2)	Louisville, Ky.
3/8	L	4-5	Louisville*	Louisville, Ky.
3/10	W	15-4	FGCU	Coral Gables, Fla.
3/11	W	7-0	Stetson	Coral Gables, Fla.
3/13	W	3-2	NC State* (10)	Coral Gables, Fla.
3/14	W	9-2	NC State*	Coral Gables, Fla.
3/15	W	6-0	NC State*	Coral Gables, Fla.
3/17	W	9-1	Army	Coral Gables, Fla.
3/20	W	15-2	Wake Forest*	Winston-Salem, N.C.
3/21	W	12-7	Wake Forest*	Winston-Salem, N.C.
3/22	L	4-10	Wake Forest*	Winston-Salem, N.C.
3/25	L	1-8	FGCU	Coral Gables, Fla.
3/27	W	4-3	North Carolina*	Chapel Hill, N.C.
3/28	W	4-3	North Carolina* (11)	Chapel Hill, N.C.
3/29	L	3-10	North Carolina*	Chapel Hill, N.C.
4/1	W	13-3	Bethune-Cookman	Coral Gables, Fla.
4/3	W	4-3	Duke*	Coral Gables, Fla.
4/4	W	3-2	Duke*	Coral Gables, Fla.
4/5	W	10-0	Duke*	Coral Gables, Fla.
4/8	W	4-3	FAU (10)	Coral Gables, Fla.
4/10	W	11-1	Virginia Tech*	Coral Gables, Fla.
4/11	W	14-4	Virginia Tech*	Coral Gables, Fla.
4/12	W	9-1	Virginia Tech*	Coral Gables, Fla.
4/15	W	4-2	UCF	Coral Gables, Fla.
4/17	L	4-5	Virginia*	Charlottesville, Va.
4/18	L	2-5	Virginia*	Charlottesville, Va.
4/19	W	8-6	Virginia*	Charlottesville, Va.
4/24	L	7-8	Florida State* (17)	Coral Gables, Fla.
4/25	L	5-15	Florida State*	Coral Gables, Fla.
4/26	W	12-0	Florida State*	Coral Gables, Fla.
5/2	W	9-5	Pittsburgh (G1)	Pittsburgh, Pa.
5/2	W	12-0	Pittsburgh (G2)	Pittsburgh, Pa.
5/3	W	9-3	Pittsburgh	Pittsburgh, Pa.
5/6	W	14-0	Bethune-Cookman	Coral Gables, Fla.
5/8	W	26-0	NYIT	Coral Gables, Fla.
5/9	W	13-1	NYIT	Coral Gables, Fla.
5/10	W	19-1	NYIT	Coral Gables, Fla.
5/12	W	14-6	FAU	Coral Gables, Fla.
5/14	W	3-0	Georgia Tech*	Coral Gables, Fla.
5/15	W	22-1	Georgia Tech*	Coral Gables, Fla.
5/16	W	17-4	Georgia Tech*	Coral Gables, Fla.
5/20%	W	9-5	Virginia	Durham, N.C.
5/22%	L	4-5	NC State (12)	Durham, N.C.
5/23%	W	6-5	Notre Dame	Durham, N.C.
5/29+	W	6-2	FIU	Coral Gables, Fla.
5/30+	W	8-3	Columbia	Coral Gables, Fla.
5/31+	L	0-3	Columbia	Coral Gables, Fla.
6/1+	W	21-3	Columbia	Coral Gables, Fla.
6/5\$	W	3-2	VCU	Coral Gables, Fla.
6/6\$	W	10-3	VCU	Coral Gables, Fla.
6/13#	L	3-15	Florida	Omaha, Neb.
6/15#	W	4-3	Arkansas	Omaha, Neb.
6/17#	L	2-10	Florida	Omaha, Neb.

## COLLEGE WORLD SERIES

2/19	W	4-1	Rutgers	Coral Gables, Fla.
2/20	W	2-0	Rutgers	Coral Gables, Fla.
2/21	W	8-1	Rutgers	Coral Gables, Fla.
2/24	W	7-6	St. Thomas (10)	Coral Gables, Fla.
2/26	L	0-5	Florida	Coral Gables, Fla.
2/27	W	5-3	Florida	Coral Gables, Fla.
2/28	L	3-7	Florida	Coral Gables, Fla.
3/1E	L	1-5	Miami Marlins	Jupiter, Fla.
3/2	W	6-2	FGCU	Coral Gables, Fla.
3/4	W	10-0	Manhattan	Coral Gables, Fla.
3/5	W	14-4	Manhattan	Coral Gables, Fla.
3/6	W	7-4	Manhattan	Coral Gables, Fla.
3/8	W	6-2	Maine	Coral Gables, Fla.
3/9	W	4-2	Stetson	Coral Gables, Fla.
3/11	L	3-14	Virginia Tech*	Blacksburg, Va.
3/12	W	11-6	Virginia Tech*	Blacksburg, Va.
3/13	W	7-2	Virginia Tech*	Blacksburg, Va.
3/16	W	5-2	UCF	Orlando, Fla.
3/18	W	8-4	Louisville*	Coral Gables, Fla.
3/19	W	6-3	Louisville*	Coral Gables, Fla.
3/20	L	3-4	Louisville*	Coral Gables, Fla.
3/23	W	5-4	Bethune-Cookman	Coral Gables, Fla.
3/25	W	9-8	Clemson*	Coral Gables, Fla.
3/26	W	5-4	Clemson* (11)	Coral Gables, Fla.
3/27	W	10-5	Clemson*	Coral Gables, Fla.
4/1	W	10-4	North Carolina*	Coral Gables, Fla.
4/2	W	7-3	North Carolina*	Coral Gables, Fla.
4/3	W	7-4	North Carolina*	Coral Gables, Fla.
4/5	W	4-0	FGCU	Fort Myers, Fla.
4/10	W	10-2	Notre Dame*	South Bend, Ind.
4/12	W	8-3	Nova Southeastern	Coral Gables, Fla.
4/13	W	8-4	UCF	Coral Gables, Fla.
4/15	W	14-2	Duke*	Durham, N.C.
4/16	L	5-12	Duke*	Durham, N.C.
4/17	W	9-0	Duke*	Durham, N.C.
4/20	L	3-4	FAU	Coral Gables, Fla.
4/22	L	5-6	Virginia*	Coral Gables, Fla.
4/23	W	9-2	Virginia*	Coral Gables, Fla.
4/24	L	3-7	Virginia*	Coral Gables, Fla.
4/29	W	13-3	Florida A&M	Coral Gables, Fla.
4/30	W	11-2	Florida A&M	Coral Gables, Fla.
5/1	W	12-7	Florida A&M	Coral Gables, Fla.
5/5	W	5-2	FAU	Coral Gables, Fla.
5/7	L	1-12	Georgia Tech*	Atlanta, Ga.
5/8	W	12-2	Georgia Tech*	Atlanta, Ga.
5/9	W	17-6	Georgia Tech*	Atlanta, Ga.
5/10	W	14-7	Bethune-Cookman	Coral Gables, Fla.
5/13	W	7-6	Pittsburgh*	Coral Gables, Fla.
5/14	W	4-3	Pittsburgh* (11)	Coral Gables, Fla.
5/15	W	8-4	Pittsburgh*	Coral Gables, Fla.
5/17	W	8-3	FGCU	Coral Gables, Fla.
5/19	W	4-2	Florida State*	Tallahassee, Fla.
5/21	W	8-5	Florida State* (G1)	Tallahassee, Fla.
5/21	L	3-4	Florida State* (G2) (10)	Tallahassee, Fla.
5/25%	W	4-0	Georgia Tech	Durham, N.C.
5/26%	W	8-7	NC State	Durham, N.C.
5/28%	L	4-5	Florida State	Durham, N.C.
6/3+	W	4-2	Stetson	Coral Gables, Fla.
6/4+	W	4-3	Long Beach State (11)	Coral Gables, Fla.
6/5+	W	9-8	Long Beach State	Coral Gables, Fla.
6/10\$	W	12-7	Boston College	Coral Gables, Fla.
6/11\$	L	3-5	Boston College	Coral Gables, Fla.
6/12\$	W	9-4	Boston College	Coral Gables, Fla.
6/18#	L	1-5	Arizona	Omaha, Neb.
6/20#	L	3-5	UC Santa Barbara	Omaha, Neb.

# ALL-TIME RESULTS



2017				31-27 (.534)		2018		28-26 (.519)	
2/17	W	3-0	Rutgers	Coral Gables, Fla.	2/16	W	7-1	Rutgers	Coral Gables, Fla.
2/18	W	8-4	Rutgers	Coral Gables, Fla.	2/17	W	8-5	Rutgers	Coral Gables, Fla.
2/19	L	6-17	Rutgers	Coral Gables, Fla.	2/18	L	5-7	Rutgers	Coral Gables, Fla.
2/24	L	0-1	Florida	Gainesville, Fla.	2/21	L	0-9	Missouri	Coral Gables, Fla.
2/25	L	0-2	Florida	Gainesville, Fla.	2/23	L	3-7	Florida	Coral Gables, Fla.
2/26	L	2-6	Florida	Gainesville, Fla.	2/24	L	2-8	Florida	Coral Gables, Fla.
3/1	W	5-2	FAU	Boca Raton, Fla.	2/25	W	2-0	Florida	Coral Gables, Fla.
3/3	L	0-1	Dartmouth	Coral Gables, Fla.	2/28	L	4-5	FAU	Boca Raton, Fla.
3/4	W	3-2	Dartmouth	Coral Gables, Fla.	3/2	L	1-6	Maine	Coral Gables, Fla.
3/5	L	0-5	Dartmouth	Coral Gables, Fla.	3/3	W	7-6	Maine (16)	Coral Gables, Fla.
3/7	L	1-12	FIU	Coral Gables, Fla.	3/4	W	7-1	Maine	Coral Gables, Fla.
3/8	L	2-3	FIU	Miami, Fla.	3/7	L	3-5	FIU	Miami, Fla.
3/10	W	10-8	Georgia Tech*	Coral Gables, Fla.	3/9	W	3-0	Notre Dame*	Coral Gables, Fla.
3/11	L	5-7	Georgia Tech* (11)	Coral Gables, Fla.	3/10	W	9-0	Notre Dame* (G1)	Coral Gables, Fla.
3/12	W	17-7	Georgia Tech*	Coral Gables, Fla.	3/10	L	5-9	Notre Dame* (G2)(10)	Coral Gables, Fla.
3/14	W	4-3	Maine	Coral Gables, Fla.	3/14	W	4-3	UCF	Orlando, Fla.
3/15	W	7-2	Maine	Coral Gables, Fla.	3/16	L	3-4	Duke*	Durham, N.C.
3/17	L	3-5	NC State*	Raleigh, N.C.	3/17	L	1-4	Duke*	Durham, N.C.
3/18	L	2-5	NC State*	Raleigh, N.C.	3/18	W	8-2	Duke*	Durham, N.C.
3/19	W	7-5	NC State*	Raleigh, N.C.	3/21	L	9-11	FAU	Coral Gables, Fla.
3/22	W	7-5	FAU	Coral Gables, Fla.	3/23	W	3-2	Virginia* (11)	Coral Gables, Fla.
3/24	L	2-7	North Carolina*	Chapel Hill, N.C.	3/24	W	1-0	Virginia*	Coral Gables, Fla.
3/25	L	3-6	North Carolina*	Chapel Hill, N.C.	3/25	W	8-1	Virginia*	Coral Gables, Fla.
3/26	W	6-2	North Carolina*	Chapel Hill, N.C.	3/27E	L	2-22	Miami Marlins	Miami, Fla.
3/29	L	0-3	FGCU	Fort Myers, Fla.	3/28	L	0-1	FGCU	Fort Myers, Fla.
3/31	L	1-2	Wake Forest*	Coral Gables, Fla.	3/30	L	1-6	Georgia Tech*	Atlanta, Ga.
4/1	W	5-1	Wake Forest*	Coral Gables, Fla.	3/31	L	4-13	Georgia Tech*	Atlanta, Ga.
4/2	L	0-9	Wake Forest*	Coral Gables, Fla.	4/1	L	1-4	Georgia Tech*	Atlanta, Ga.
4/5	W	14-2	St. Thomas	Coral Gables, Fla.	4/4	L	4-7	FAU	Coral Gables, Fla.
4/8	W	9-7	Duke*	Coral Gables, Fla.	4/6	L	4-8	North Carolina* (12)	Coral Gables, Fla.
4/9	W	7-0	Duke*	Coral Gables, Fla.	4/7	L	6-9	North Carolina*	Coral Gables, Fla.
4/10	L	2-5	Duke* (10)	Coral Gables, Fla.	4/8	W	7-5	North Carolina* (5 rain)	Coral Gables, Fla.
4/12	L	4-5	FGCU	Coral Gables, Fla.	4/11	L	0-4	UCF	Coral Gables, Fla.
4/14	L	3-10	Pittsburgh* (G1)	Pittsburgh, Pa.	4/13	W	12-11	Clemson* (12)	Clemson, S.C.
4/14	W	1-0	Pittsburgh* (G2)	Pittsburgh, Pa.	4/14	W	6-1	Clemson* (G1)	Clemson, S.C.
4/15	W	5-3	Pittsburgh*	Pittsburgh, Pa.	4/14	L	3-8	Clemson* (G2)	Clemson, S.C.
4/19	W	8-2	FAU	Coral Gables, Fla.	4/18	W	8-1	FGCU	Coral Gables, Fla.
4/21	L	3-6	Florida State*	Coral Gables, Fla.	4/20	L	1-2	Pittsburgh*	Coral Gables, Fla.
4/22	W	5-4	Florida State* (10)	Coral Gables, Fla.	4/21	L	0-3	Pittsburgh* (G1)	Coral Gables, Fla.
4/25	W	8-7	FIU	Miami, Fla.	4/21	W	3-0	Pittsburgh* (G2)	Coral Gables, Fla.
4/26	L	4-5	FIU	Coral Gables, Fla.	4/25	L	6-14	FIU	Coral Gables, Fla.
4/28	W	3-0	Boston College*	Chestnut Hill, Mass.	4/27	L	0-2	Florida State*	Tallahassee, Fla.
4/29	W	14-5	Boston College*	Chestnut Hill, Mass.	4/28	L	1-10	Florida State*	Tallahassee, Fla.
4/30	L	2-9	Boston College*	Chestnut Hill, Mass.	4/29	W	11-5	Florida State*	Tallahassee, Fla.
5/5	W	6-5	Bethune-Cookman	Coral Gables, Fla.	5/4	W	4-2	Bethune-Cookman	Coral Gables, Fla.
5/6	L	3-7	Bethune-Cookman	Coral Gables, Fla.	5/5	W	8-7	Bethune-Cookman	Coral Gables, Fla.
5/7	W	7-1	Bethune-Cookman	Coral Gables, Fla.	5/6	W	12-11	Bethune-Cookman	Coral Gables, Fla.
5/10	L	2-5	UCF	Coral Gables, Fla.	5/19	W	7-1	FGCU	Coral Gables, Fla.
5/13	W	5-1	Virginia* (G1)	Charlottesville, Va.	5/11	W	5-4	Virginia Tech* (12)	Blacksburg, Va.
5/13	L	6-13	Virginia* (G2)	Charlottesville, Va.	5/12	W	16-4	Virginia Tech*	Blacksburg, Va.
5/14	L	4-7	Virginia*	Charlottesville, Va.	5/13	W	12-8	Virginia Tech* (10)	Blacksburg, Va.
5/17	W	5-1	FGCU	Coral Gables, Fla.	5/17	W	3-0	Boston College*	Chestnut Hill, Mass.
5/19	W	4-2	Virginia Tech* (G1)	Coral Gables, Fla.	5/18	W	4-3	Boston College*	Chestnut Hill, Mass.
5/19	W	3-1	Virginia Tech* (G2)	Coral Gables, Fla.	5/22E	W	6-2	Notre Dame	Durham, N.C.
5/20	W	7-5	Virginia Tech* (10)	Coral Gables, Fla.	5/24E	L	1-7	Clemson	Durham, N.C.
5/23%	W	6-5	Georgia Tech (13)	Louisville, Ky.					
5/26%	W	5-2	Wake Forest	Louisville, Ky.					
5/27%	L	4-12	North Carolina	Louisville, Ky.					

# ALL-TIME RESULTS

## GINO DiMARE

2019-PRESENT

### 2019

41-20 (.683)

#### NCAA TOURNAMENT

2/15	W	19-3	Rutgers	Coral Gables, Fla.
2/16	W	7-1	Rutgers	Coral Gables, Fla.
2/17	W	9-3	Rutgers	Coral Gables, Fla.
2/20	W	11-4	FAU	Coral Gables, Fla.
2/22	W	5-4	Florida	Gainesville, Fla.
2/23	L	3-9	Florida	Gainesville, Fla.
2/24	L	1-4	Florida	Gainesville, Fla.
2/27	W	10-8	FIU	Miami, Fla.
3/1	W	8-2	UMBC	Coral Gables, Fla.
3/2	W	3-2	UMBC	Coral Gables, Fla.
3/3	W	20-1	UMBC	Coral Gables, Fla.
3/6	W	6-1	Appalachian State	Coral Gables, Fla.
3/8	L	4-5	Georgia Tech* (10)	Coral Gables, Fla.
3/9	W	6-5	Georgia Tech*	Coral Gables, Fla.
3/10	W	9-6	Georgia Tech*	Coral Gables, Fla.
3/12	W	4-3	Jackson State	Coral Gables, Fla.
3/13	W	8-1	Jackson State	Coral Gables, Fla.
3/15	W	6-4	North Carolina*	Chapel Hill, N.C.
3/16	L	3-9	North Carolina*	Chapel Hill, N.C.
3/17	L	5-8	North Carolina*	Chapel Hill, N.C.
3/20	L	2-4	Columbia	Coral Gables, Fla.
3/22	L	3-6	NC State*	Coral Gables, Fla.
3/23	L	6-7	NC State*	Coral Gables, Fla.
3/24	L	4-6	NC State*	Coral Gables, Fla.
3/27	W	16-6	FAU	Boca Raton, Fla.
3/29	W	13-10	Pittsburgh*	Pittsburgh, Pa.
3/30	L	10-11	Pittsburgh*	Pittsburgh, Pa.
3/31	W	5-3	Pittsburgh*	Pittsburgh, Pa.
4/3	L	4-6	FAU	Coral Gables, Fla.
4/5	W	11-0	Florida State*	Coral Gables, Fla.
4/6	W	4-0	Florida State*	Coral Gables, Fla.
4/7	L	5-6	Florida State*	Coral Gables, Fla.
4/9	W	13-9	FGCU	Coral Gables, Fla.
4/10	W	10-1	FGCU	Fort Myers, Fla.
4/13	W	9-6	Virginia* (G1)	Charlottesville, Va.
4/13	W	2-1	Virginia* (G2)	Charlottesville, Va.
4/14	W	3-1	Virginia*	Charlottesville, Va.
4/16	W	13-4	FGCU	Coral Gables, Fla.
4/18	L	5-7	Louisville* (G1)	Louisville, Ky.
4/19	W	16-11	Louisville* (G2)	Louisville, Ky.
4/20	L	6-9	Louisville*	Louisville, Ky.
4/24	W	18-10	FIU	Coral Gables, Fla.
4/26	W	4-3	Virginia Tech* (G1)	Coral Gables, Fla.
4/27	W	1-0	Virginia Tech* (G2)	Coral Gables, Fla.
4/28	W	2-0	Virginia Tech* (10)	Coral Gables, Fla.
5/3	W	9-3	Bethune-Cookman	Coral Gables, Fla.
5/4	W	12-7	Bethune-Cookman	Coral Gables, Fla.
5/5	W	13-5	Bethune-Cookman	Coral Gables, Fla.
5/8	L	7-8	UCF	Coral Gables, Fla.
5/10	W	7-3	Wake Forest*	Winston-Salem, N.C.
5/11	W	8-4	Wake Forest*	Winston-Salem, N.C.
5/13	L	7-9	Wake Forest*	Winston-Salem, N.C.
5/16	W	4-3	Duke*	Coral Gables, Fla.
5/17	L	3-12	Duke*	Coral Gables, Fla.
5/18	W	5-1	Duke*	Coral Gables, Fla.
5/23%	W	10-3	Virginia	Durham, N.C.
5/26%	L	5-7	North Carolina	Durham, N.C.
5/31+	L	5-6	Central Michigan	Starkville, Miss.
6/1+	W	12-2	Southern	Starkville, Miss.
6/2+	W	18-3	Central Michigan	Starkville, Miss.
6/2+	L	2-5	Mississippi State	Starkville, Miss.

### 2020

12-4 (.750)

#### SEASON SHORTENED DUE TO COVID-19

2/14	W	2-1	Rutgers	Coral Gables, Fla.
2/15	W	8-2	Rutgers	Coral Gables, Fla.
2/16	W	13-6	Rutgers	Coral Gables, Fla.
2/19	W	12-0	Kent State	Coral Gables, Fla.
2/21	L	1-2	Florida (11)	Coral Gables, Fla.
2/22	L	4-7	Florida (10)	Coral Gables, Fla.
2/23	L	3-5	Florida	Coral Gables, Fla.
2/26	W	7-5	USF	Coral Gables, Fla.
2/28	W	2-1	Towson	Coral Gables, Fla.
2/29	W	8-2	Towson	Coral Gables, Fla.
3/1	W	9-3	Towson	Coral Gables, Fla.
3/4	L	2-11	FAU	Boca Raton, Fla.
3/6	W	5-4	Pittsburgh* (11)	Coral Gables, Fla.
3/7	W	5-0	Pittsburgh*	Coral Gables, Fla.
3/8	W	14-2	Pittsburgh*	Coral Gables, Fla.
3/11	W	3-2	UCF	Orlando, Fla.

% - ACC Tournament

\$ - NCAA Super Regional

+ - NCAA Regional

# - College World Series

E - Exhibition

\* - ACC Game





# ALL-TIME SERIES HISTORY

OPPONENT	ALL TIME	FIRST MEETING	LAST MEETING	STRK	OPPONENT	ALL TIME	FIRST MEETING	LAST MEETING	STRK
Air Force	2-0-0	1986	1988	W2	Fordham	9-1-0	1984	2010	W1
Alabama	7-8-0	1983	1999	W2	Fresno State	1-0-0	1988	1988	W1
Alabama State	2-1-0	2014	2014	W1	Fl. Lauderdale College	2-0-0	1983	1983	W2
Albany	4-0-0	2001	2012	W4	Furman	9-1-0	1960	1998	W4
Amherst	10-4-0	1953	1959	W4	George Washington	11-1-0	1981	2005	W1
Appalachian State	4-1-0	1973	2019	W2	Georgetown	4-0-0	1987	1993	W4
Arizona	6-4-0	1979	2016	L1	Georgia	2-3-0	1965	2008	L1
Arizona State	8-9-0	1978	1998	L1	Georgia Southern	14-10-0	1966	1998	W2
Arkansas	5-0-0	1985	2015	W5	Georgia State	3-0-0	1993	1993	W3
Armstrong State	2-0-0	1985	1985	W2	Georgia Tech	62-41-2	1958	2019	W2
Army	27-2-1	1960	2015	W9	Georgia-Atlanta	1-0-0	1953	1953	W1
Auburn	1-7-0	1946	1994	W1	Glassboro State	2-1-0	1978	1979	W1
Ball State	3-1-0	2002	2004	W3	Harvard	8-1-0	1974	2003	W5
Barry	22-0-0	1985	2015	W22	Havana	2-0-0	1951	1951	W2
Baylor	1-0-0	1978	1978	W1	Hawaii	3-2-0	1980	1997	W3
Bernard Baruch	2-0-0	1972	1972	W2	High Point	3-0-0	2005	2005	W3
Bethune-Cookman	40-6-0	1983	2019	W7	Hofstra	2-1-0	2011	2011	L1
Biscayne	51-4-0	1968	1983	W5	Honduras	3-0-0	1970	1970	W3
Boston College	24-8-0	2003	2018	W2	Houston	0-1-0	2002	2002	L1
Boston University	2-0-0	1989	1990	W2	Howard	2-0-0	1978	1979	W2
Bowling Green	13-0-0	1977	1988	W13	Illinois	15-3-0	1992	1998	W8
Bradley	1-0-0	1972	1972	W1	Illinois State	6-2-0	1992	2013	W1
Bucknell	1-0-0	2001	2001	W1	Illinois-Chicago	5-0-0	1983	2004	W5
Buffalo	25-2-0	1974	1980	W2	Indiana	6-0-0	1974	2006	W6
C.W. Post	4-0-0	1997	2000	W4	Indiana State	5-0-0	1980	1981	W5
Cal State Fullerton	6-11-0	1982	2004	L1	Iona	2-1-0	1998	2000	W1
Cal State Northridge	0-1-0	1991	1991	L1	Ithaca	2-0-0	1979	1979	W2
California	7-1-0	1980	1992	W7	Jackson State	2-0-0	2019	2019	W2
Campbell	3-1-0	2003	2004	W1	Jacksonville	82-18-0	1958	2013	W10
Central Michigan	1-1-0	2019	2019	W1	Jacksonville N.A.S.	4-2-0	1946	1949	W4
Clemson	40-30-1	1977	2018	L2	James Madison	8-0-0	1979	1999	W8
Coastal Carolina	11-0-0	1994	2004	W11	Kansas State	1-0-0	2002	2002	W1
Colgate	4-1-0	1969	1970	W3	Kent State	3-0-0	1994	2020	W3
Colorado State	1-0-0	1984	1984	W1	Lafayette	2-0-0	1972	1972	W2
Columbia	4-2-0	2013	2019	L1	Lamar	4-0-0	1976	1980	W4
Connecticut	2-0-0	1970	1970	W2	La Salle	3-1-0	1966	2007	W3
Cornell	5-2-0	1971	2008	W3	Lehigh	1-0-0	2008	2008	W1
Creighton	8-1-0	1985	1989	W5	Lewis	2-0-0	1982	1982	W2
Dartmouth	4-3-0	2000	2017	L1	Liberty	1-0-0	1997	1997	W1
Davidson	1-1-0	1990	1990	L1	Long Beach State	18-8-0	1993	2016	W5
Delaware	4-0-0	1971	1980	W4	Long Island	1-0-0	1979	1979	W1
Drexel	1-0-0	1998	1998	W1	LSU	12-7-0	1972	2004	W1
Duke	40-12-0	1966	2019	W1	Louisville	5-8-0	2006	2019	L1
East Carolina	3-2-0	1984	2001	W1	Loyola (MD)	1-1-0	1972	1972	W1
Eastern Illinois	1-0-0	1991	1991	W1	Lynn	4-0-0	1989	2000	W4
Eastern Kentucky	2-1-0	1991	1991	L1	Maine	68-14-0	1976	2018	W2
Eastern Michigan	2-0-0	2000	2000	W2	Manhattan	8-1-0	2006	2016	W3
Eckerd	8-4-0	1975	1990	W3	Marist	1-0-0	1999	1999	W1
Elon	11-4-0	1999	2007	W2	Marshall	4-0-0	1978	1979	W4
Florida	130-127-1	1940	2020	L5	Maryland	15-6-0	2005	2013	L1
Florida A&M	22-7-0	1968	2016	W4	UMBC	5-0-0	1992	2019	W5
FAU	63-19-0	1982	2020	L2	Massachusetts	6-1-0	1976	1995	W3
FGCU	22-5-0	2008	2019	W5	McNeese State	1-0-0	1988	1998	W1
FIU	95-29-0	1973	2019	W2	Memphis	2-0-0	1974	1974	W2
Florida Southern	58-24	1947	2001	W13	Mercer	27-3-0	1967	2008	L2
Florida State	132-153-4	1951	2019	L1					
Florida Tech	8-2-0	1973	1978	W4					

# ALL-TIME SERIES HISTORY

OPPONENT	ALL TIME	FIRST MEETING	LAST MEETING	STRK	OPPONENT	ALL TIME	FIRST MEETING	LAST MEETING	STRK
Miami (OH)	3-4-0	1977	2012	W2	South Alabama	15-8-0	1973	1997	W1
Michigan	9-2-1	1958	2000	T1	South Carolina	24-9-0	1974	2004	L2
Michigan State	41-18-2	1965	2006	W1	Southern	1-0-0	2019	2019	W1
Middle Tennessee	4-0-0	1973	1981	W4	Southern California	8-5-0	1974	2002	L1
Minnesota	15-3-0	1981	2004	W7	Southern Illinois	47-10-0	1972	1995	W8
Mississippi	4-1-0	1977	2008	W3	St. Bonaventure	1-1-0	2004	2007	L1
Mississippi State	3-2-0	1971	2019	L1	St. Francis Brooklyn	5-0-0	1979	1980	W5
Missouri	1-1-0	2008	2018	L1	St. John's	3-0-0	2013	2013	W3
Missouri State	2-1-0	1996	2012	L1	St. Joseph's	19-1-0	1972	2009	W19
Montclair State	3-0-0	1974	1983	W3	St. Leo	10-1-0	1968	1983	W7
Morehead State	1-0-0	1977	1977	W1	St. Peter's	1-0-0	2003	2003	W1
Mount St. Mary's	1-0-0	2009	2009	W1	St. Thomas	24-2-0	1985	2017	W24
Murray State	1-0-0	1975	1975	W1	Stanford	5-3-0	1985	2008	L1
					Stetson	113-43-0	1947	2016	W3
Navy	1-0-0	1988	1988	W1	Stony Brook	1-1-0	2003	2012	L1
Nebraska	0-2-0	2005	2005	L2					
New Hampshire	1-1-0	1972	1972	W1	Tampa	67-9-0	1940	1966	W12
NJIT	1-0-0	2008	2008	W1	Tennessee	13-6-0	1989	2004	W1
New Orleans	16-9-0	1982	1991	W3	Texas	19-21-0	1976	2003	L2
New York Tech	16-0-0	1978	2015	W16	Texas A&M	8-3-0	1979	2010	W1
New York University	2-0-0	1966	1966	W2	Texas Tech	2-2-0	1998	2014	L1
Newberry	1-1-0	1940	1948	L1	The Citadel	3-3-0	1979	2003	W2
Niagara	1-0-0	1988	1988	W1	Toledo	1-0-0	1997	1997	W1
North Carolina	40-34-1	1976	2019	L3	Towson	4-0-0	1988	2020	W4
NC State	35-19-0	1989	2019	L3	Troy	1-0-0	1978	1978	W1
North Florida	4-2-0	1990	2009	L1	Tulane	9-8-0	1970	1991	L2
Northeastern	10-0-0	1990	2005	W10					
Northern Iowa	2-0-0	1973	1973	W2	UCF	23-8-0	1985	2020	W1
Northwestern	2-0-0	2000	2002	W2	UCLA	13-1-0	1984	2007	W4
Notre Dame	21-7-0	1970	2018	W1	UCSB	0-1-0	2016	2016	L1
Nova Southeastern	5-0-0	1990	2016	W5	USF	84-29-0	1967	2020	W2
					Union	3-0-0	1971	1971	W3
Ohio State	12-15-2	1959	2009	L1					
Oklahoma	1-2-0	1974	1985	L2	Vanderbilt	2-0-0	1973	1974	W2
Oklahoma State	5-4-0	1979	2013	L1	Vermont	1-0-0	1998	1998	W1
Oral Roberts	9-4-0	1978	2005	L2	Villanova	6-0-0	1989	2014	W6
Oregon State	1-1-0	2006	2006	L1	Virginia	32-28-0	1985	2019	W7
					VCU	3-0-0	2005	2015	W3
Pace	10-0-0	1969	2003	W10	Virginia Tech	37-8-0	2005	2019	W11
Penn State	7-0-0	1970	2008	W7					
Pennsylvania	1-0-0	1991	1991	W1	Wagner	1-0-0	2000	2000	W1
Pepperdine	0-1-0	1979	1979	L1	Wake Forest	36-12-0	1987	2019	L1
Pittsburgh	23-4-0	1969	2020	W4	Washington State	1-1-0	1990	1990	L1
Portland	1-0-0	1991	1991	W1	Waterloo	0-2-0	1954	1954	L2
Princeton	4-0-0	1985	1999	W4	Wesleyan	20-5-1	1958	1968	W9
Providence	1-0-0	1992	1992	W1	Westchester State	3-2-0	1975	1978	W3
Purdue	1-0-0	1988	1988	W1	Western Carolina	4-1-0	1986	1994	W3
					Western Kentucky	1-0-0	1978	1978	W1
Rhode Island	0-1-0	2009	2009	L1	Western Michigan	2-0-1	1968	1968	T1
Rice	5-2-0	1985	2006	L1	Wichita State	6-3-0	1982	1990	W3
Richmond	1-0-0	1997	1997	W1	William & Mary	2-0-0	1969	1969	W2
Rider	1-0-0	1994	1994	W1	William Patterson	1-0-0	1982	1982	W1
Rollins	36-51-0	1940	1994	L1	Winthrop	4-2-0	1999	2006	L2
Rutgers	69-14-0	1967	2020	W6	Wisc. - Milwaukee	3-1-0	2002	2013	W3
					Wright State	8-1-0	2006	2015	L1
Saint Mary's	3-0-0	2008	2008	W3					
Sam Houston State	0-1-0	1996	1996	L1	Yale	6-3-0	1957	1959	W1
San Diego State	4-0-0	2001	2003	W4	Youngstown State	1-0-0	1992	1992	W1
San Francisco	1-0-0	2006	2006	W1					
Savannah State	7-0-0	2001	2003	W7					
Seton Hall	21-4-0	1974	1992	W6					



# ALL-TIME SERIES RESULTS



## AIR FORCE

### MIAMI LEADS, 2-0

YEAR	DATE	SITE	W/L	SCORE
1986	3/29	Coral Gables, Fla.	W	3-0
1988	3/24	Coral Gables, Fla.	W	14-6

Coral Gables: Miami leads, 2-0

## ALABAMA

### ALABAMA LEADS, 8-7

YEAR	DATE	SITE	W/L	SCORE
1983	5/27+	Tallahassee, Fla.	L	4-6
1983	5/29+	Tallahassee, Fla.	L	9-11
1984	4/6	Coral Gables, Fla.	L	7-8
1984	4/7	Coral Gables, Fla.	L	1-7
1984	4/8	Coral Gables, Fla.	W	8-3
1985	5/3	Dothan, Ala.	W	14-10
1985	5/4	Tuscaloosa, Ala.	L	6-12
1985	5/5	Tuscaloosa, Ala.	L	7-11
1986	4/8	Mobile, Ala.	W	14-0 (7)
1996	6/2#	Omaha, Neb.	W	15-1
1997	6/2#	Omaha, Neb.	W	6-1
1997	6/5#	Omaha, Neb.	L	6-8
1997	6/6#	Omaha, Neb.	L	2-6
1999	6/13#	Omaha, Neb.	W	8-1
1999	6/17#	Omaha, Neb.	W	5-2

Coral Gables: Alabama leads, 2-1

Tuscaloosa/Dothan: Tied, 2-2

Neutral Site: Miami leads, 5-4

## ALABAMA STATE

### MIAMI LEADS, 2-1

YEAR	DATE	SITE	W/L	SCORE
2014	5/2	Coral Gables, Fla.	W	11-1
2014	5/3	Coral Gables, Fla.	L	5-6
2014	5/4	Coral Gables, Fla.	W	6-3

Coral Gables: Miami leads, 2-1

## ALBANY

### MIAMI LEADS, 4-0

YEAR	DATE	SITE	W/L	SCORE
2001	2/25	Coral Gables, Fla.	W	14-0
2012	2/24	Coral Gables, Fla.	W	15-4
2012	2/25	Coral Gables, Fla.	W	11-1
2012	2/26	Coral Gables, Fla.	W	12-5

Coral Gables: Miami leads, 4-0

## AMHERST

### MIAMI LEADS, 10-4

YEAR	DATE	SITE	W/L	SCORE
1953	3/23	Coral Gables, Fla.	W	9-8
1953	3/24	Coral Gables, Fla.	W	12-7
1954	3/25	Coral Gables, Fla.	W	17-4
1954	3/26	Coral Gables, Fla.	W	7-6
1956	3/27	Coral Gables, Fla.	L	6-9
1956	3/28	Coral Gables, Fla.	W	6-4
1956	3/29	Coral Gables, Fla.	L	14-16

YEAR	DATE	SITE	W/L	SCORE
1957	3/26	Coral Gables, Fla.	W	9-3
1957	3/27	Coral Gables, Fla.	L	5-10
1957	3/28	Coral Gables, Fla.	L	1-6
1958	3/25	Coral Gables, Fla.	W	8-2
1958	3/26	Coral Gables, Fla.	W	8-4
1959	4/1	Coral Gables, Fla.	W	9-8
1959	4/2	Coral Gables, Fla.	W	6-3

Coral Gables: Miami leads, 10-4

## APPALACHIAN STATE

### MIAMI LEADS, 4-1

YEAR	DATE	SITE	W/L	SCORE
1973	5/27+	Starkville, Miss.	W	13-6
2011	2/24	Coral Gables, Fla.	W	6-3
2011	2/25	Coral Gables, Fla.	L	5-7
2011	2/26	Coral Gables, Fla.	W	10-0
2019	3/6	Coral Gables, Fla.	W	6-1

Coral Gables: Miami leads, 3-1

Neutral Site: Miami leads, 1-0

## ARIZONA

### MIAMI LEADS, 6-4

YEAR	DATE	SITE	W/L	SCORE
1979	6/1#	Omaha, Neb.	L	1-5
1986	6/7#	Omaha, Neb.	W	4-3
1987	3/27	Coral Gables, Fla.	L	0-5
1987	3/28	Coral Gables, Fla.	W	7-3
1987	3/29	Coral Gables, Fla.	W	9-8
1989	5/21	Chapel Hill, N.C.	W	11-1
2008	6/6\$	Coral Gables, Fla.	L	3-6
2008	6/7\$	Coral Gables, Fla.	W	14-10
2008	6/8\$	Coral Gables, Fla.	W	4-2
2016	6/18#	Omaha, Neb.	L	1-5

Coral Gables: Miami leads, 4-2

Neutral Site: Tied, 2-2

## ARIZONA STATE

### ARIZONA STATE LEADS, 9-8

YEAR	DATE	SITE	W/L	SCORE
1978	6/7#	Omaha, Neb.	L	11-3
1979	3/19	Coral Gables, Fla.	W	9-0
1979	3/20	Coral Gables, Fla.	W	10-1
1979	3/21	Coral Gables, Fla.	W	11-9
1982	5/21	Tempe, Ariz.	W	8-6
1982	5/22	Tempe, Ariz.	L	1-3
1982	5/23	Tempe, Ariz.	L	7-8
1983	2/4	Coral Gables, Fla.	L	3-4
1983	2/5	Coral Gables, Fla.	W	16-5
1983	2/6	Coral Gables, Fla.	W	13-5
1984	6/2#	Omaha, Neb.	L	6-9
1994	6/4#	Omaha, Neb.	L	0-4
1994	6/7#	Omaha, Neb.	L	5-9
1997	5/24+	Coral Gables, Fla.	L	3-10
1997	5/25+	Coral Gables, Fla.	W	7-6
1997	5/25+	Coral Gables, Fla.	W	6-5
1998	5/31#	Omaha, Neb.	L	2-9

Coral Gables: Miami leads, 7-2

Tempe: Arizona State leads, 2-1

Neutral Site: Arizona State leads, 5-0

HISTORY

# ALL-TIME SERIES RESULTS

## ARKANSAS

### MIAMI LEADS, 5-0

YEAR	DATE	SITE	W/L	SCORE
1985	2/9	Coral Gables, Fla.	W	4-0
1985	2/9	Coral Gables, Fla.	W	2-1
1985	2/10	Coral Gables, Fla.	W	5-2
2001	3/4	Minneapolis, Minn.	W	8-2
2015	6/15#	Omaha, Neb.	W	4-3

Coral Gables: Miami leads, 3-0

Neutral Site: Miami leads, 2-0

## ARMSTRONG STATE

### MIAMI LEADS, 2-0

YEAR	DATE	SITE	W/L	SCORE
1985	2/12	Coral Gables, Fla.	W	14-7
1985	2/13	Coral Gables, Fla.	W	15-3

Coral Gables: Miami leads, 2-0

## ARMY

### MIAMI LEADS, 27-2-1

YEAR	DATE	SITE	W/L	SCORE
1960	3/25	Coral Gables, Fla.	W	10-6
1960	3/27	Coral Gables, Fla.	W	11-9
1961	3/24	Coral Gables, Fla.	W	10-3
1961	3/25	Coral Gables, Fla.	W	5-3
1962	3/22	Coral Gables, Fla.	W	17-7
1962	3/23	Coral Gables, Fla.	W	6-2
1962	3/24	Coral Gables, Fla.	W	5-2
1963	3/21	Coral Gables, Fla.	W	3-1
1963	3/22	Coral Gables, Fla.	W	3-1
1963	3/23	Coral Gables, Fla.	W	6-0
1964	3/19	Coral Gables, Fla.	W	2-0
1964	3/20	Coral Gables, Fla.	W	3-1
1964	3/21	Coral Gables, Fla.	W	9-4
1965	3/25	Coral Gables, Fla.	W	7-3
1965	3/27	Coral Gables, Fla.	W	13-2
1966	3/25	Coral Gables, Fla.	L	1-3
1966	3/26	Coral Gables, Fla.	W	7-3
1967	3/23	Coral Gables, Fla.	W	5-4
1967	3/24	Coral Gables, Fla.	T	1-1
1968	3/24	Coral Gables, Fla.	W	1-0
1969	3/20	Coral Gables, Fla.	L	0-4
1969	3/23	Coral Gables, Fla.	W	4-2 (7)
1970	3/19	Coral Gables, Fla.	W	8-5
1970	3/20	Coral Gables, Fla.	W	7-5
1973	3/26	Coral Gables, Fla.	W	10-0
1973	3/29	Coral Gables, Fla.	W	11-4
1975	3/27	Coral Gables, Fla.	W	7-4
1975	3/28	Coral Gables, Fla.	W	13-1
1975	3/29	Coral Gables, Fla.	W	7-0
2015	3/17	Coral Gables, Fla.	W	9-1

Coral Gables: Miami leads, 27-2-1

## AUBURN

### AUBURN LEADS, 7-1

YEAR	DATE	SITE	W/L	SCORE
1946	4/15	Auburn, Ala.	L	5-8
1946	5/2	Coral Gables, Fla.	L	0-1 (13)
1946	5/3	Coral Gables, Fla.	L	7-11
1966	4/11	Auburn, Ala.	L	1-7
1966	4/12	Auburn, Ala.	L	3-8
1968	4/15	Auburn, Ala.	L	5-7
1968	4/16	Auburn, Ala.	L	1-6
1994	6/6#	Omaha, Neb.	W	7-5

Coral Gables: Auburn leads, 2-0

Auburn: Auburn leads, 5-0

Neutral Site: Miami leads, 1-0

## BALL STATE

### MIAMI LEADS, 3-1

YEAR	DATE	SITE	W/L	SCORE
2002	3/13	Coral Gables, Fla.	L	4-12
2004	5/20	Coral Gables, Fla.	W	9-1
2004	5/21	Coral Gables, Fla.	W	4-2
2004	5/22	Coral Gables, Fla.	W	7-3

Coral Gables: Miami leads, 3-1

## BARRY

### MIAMI LEADS, 22-0

YEAR	DATE	SITE	W/L	SCORE
1985	4/9	Coral Gables, Fla.	W	12-1
1985	4/16	Coral Gables, Fla.	W	5-0
1986	4/1	Coral Gables, Fla.	W	9-1
1987	4/18	Coral Gables, Fla.	W	18-2
1988	2/17	Coral Gables, Fla.	W	5-0
1988	3/1	Coral Gables, Fla.	W	9-1
1990	2/14	Coral Gables, Fla.	W	7-1
1992	2/19	Coral Gables, Fla.	W	13-4
1992	4/7	Coral Gables, Fla.	W	12-8
1994	2/2	Coral Gables, Fla.	W	8-0
1994	5/6	Coral Gables, Fla.	W	11-3
1996	1/31	Coral Gables, Fla.	W	25-0
1997	2/25	Coral Gables, Fla.	W	8-3
1998	1/28	Coral Gables, Fla.	W	9-0
1999	1/26	Coral Gables, Fla.	W	8-3
2000	2/15	Coral Gables, Fla.	W	5-3
2009	4/1	Coral Gables, Fla.	W	15-10
2010	5/7	Coral Gables, Fla.	W	6-0
2010	5/8	Coral Gables, Fla.	W	11-1
2011	4/13	Coral Gables, Fla.	W	10-5
2013	2/27	Coral Gables, Fla.	W	5-1
2015	2/25	Coral Gables, Fla.	W	5-3

Coral Gables: Miami leads, 22-0

## BAYLOR

### MIAMI LEADS, 1-0

YEAR	DATE	SITE	W/L	SCORE
1978	6/3#	Omaha, Neb.	W	12-1

Neutral Site: Miami leads, 1-0

# ALL-TIME SERIES RESULTS



## BERNARD BARUCH

### MIAMI LEADS, 2-0

YEAR	DATE	SITE	W/L	SCORE
1972	3/27	Coral Gables, Fla.	W	3-1
1972	3/30	Coral Gables, Fla.	W	5-4

Coral Gables: Miami leads, 1-0

## BETHUNE-COOKMAN

### MIAMI LEADS, 40-6

YEAR	DATE	SITE	W/L	SCORE
1983	2/15	Coral Gables, Fla.	W	12-3
1984	2/14	Coral Gables, Fla.	W	17-1
1990	4/3	Coral Gables, Fla.	W	22-0 (7)
1996	3/29	Coral Gables, Fla.	W	10-3
1996	3/30	Coral Gables, Fla.	W	20-3
1998	4/10	Coral Gables, Fla.	W	9-3
1998	4/11	Coral Gables, Fla.	W	13-1
1998	4/12	Coral Gables, Fla.	W	17-0
1999	5/28+	Coral Gables, Fla.	W	15-9
2002	5/3	Coral Gables, Fla.	W	12-4
2002	5/4	Coral Gables, Fla.	L	1-3
2002	5/5	Coral Gables, Fla.	W	14-2
2003	5/30	Coral Gables, Fla.	W	10-5
2006	2/25	Coral Gables, Fla.	W	4-3
2006	2/25	Coral Gables, Fla.	W	9-1
2006	2/26	Coral Gables, Fla.	W	9-1
2008	3/25	Coral Gables, Fla.	W	10-5
2008	3/26	Coral Gables, Fla.	W	7-6
2008	5/30+	Coral Gables, Fla.	W	7-4
2009	5/8	Coral Gables, Fla.	L	0-1
2009	5/9	Coral Gables, Fla.	W	14-4
2009	5/10	Coral Gables, Fla.	L	2-5
2010	4/20	Coral Gables, Fla.	W	5-2
2011	4/20	Coral Gables, Fla.	W	5-3
2012	5/4	Coral Gables, Fla.	W	7-0
2012	5/5	Coral Gables, Fla.	W	5-4
2012	5/6	Coral Gables, Fla.	W	4-3
2013	4/3	Coral Gables, Fla.	L	3-5
2013	4/17	Coral Gables, Fla.	W	6-1
2014	3/11	Coral Gables, Fla.	L	3-7
2014	4/2	Coral Gables, Fla.	W	10-1
2014	5/30#	Coral Gables, Fla.	W	1-0
2014	6/1#	Coral Gables, Fla.	W	10-0
2015	4/1	Coral Gables, Fla.	W	13-3
2015	5/6	Coral Gables, Fla.	W	14-0
2016	3/23	Coral Gables, Fla.	W	5-4
2016	5/10	Coral Gables, Fla.	W	14-7
2017	5/5	Coral Gables, Fla.	W	6-5
2017	5/6	Coral Gables, Fla.	L	3-7
2017	5/7	Coral Gables, Fla.	W	7-1
2018	5/4	Coral Gables, Fla.	W	4-2
2018	5/5	Coral Gables, Fla.	W	8-7
2018	5/6	Coral Gables, Fla.	W	12-11
2019	5/3	Coral Gables, Fla.	W	9-3
2019	5/4	Coral Gables, Fla.	W	12-7
2019	5/5	Coral Gables, Fla.	W	13-5

Coral Gables: Miami leads, 40-6

## BISCAYNE

### MIAMI LEADS, 51-4

YEAR	DATE	SITE	W/L	SCORE
1968	3/5	Miami, Fla.	W	9-0 (F)
1968	3/12	Coral Gables, Fla.	W	9-0 (F)
1968	4/24	Coral Gables, Fla.	W	9-0 (F)
1969	4/16	Coral Gables, Fla.	W	9-1
1969	4/23	Miami, Fla.	W	10-0
1969	5/6	Coral Gables, Fla.	L	4-7
1969	5/7	Miami, Fla.	W	3-0
1970	3/10	Coral Gables, Fla.	W	5-2
1970	4/14	Coral Gables, Fla.	W	2-1
1970	5/5	Coral Gables, Fla.	W	9-1
1971	4/14	Coral Gables, Fla.	W	6-2
1971	4/21	Miami, Fla.	W	21-4 (8)
1971	5/5	Coral Gables, Fla.	W	7-0
1972	3/8	Coral Gables, Fla.	W	7-2
1972	4/26	Miami, Fla.	W	11-1
1972	5/2	Coral Gables, Fla.	W	9-0
1973	4/5	Coral Gables, Fla.	W	4-3
1973	4/25	Coral Gables, Fla.	W	26-3
1973	5/1	Coral Gables, Fla.	W	17-0
1973	5/2	Coral Gables, Fla.	W	16-2
1974	2/27	Coral Gables, Fla.	W	12-0
1974	4/24	Coral Gables, Fla.	W	13-5
1974	5/1	Coral Gables, Fla.	W	19-1
1974	5/7	Miami, Fla.	W	18-1
1975	3/12	Coral Gables, Fla.	W	6-2
1975	4/9	Miami, Fla.	W	2-1
1975	4/16	Coral Gables, Fla.	W	7-1
1975	5/1	Coral Gables, Fla.	W	8-0
1976	4/8	Miami, Fla.	W	6-3
1976	4/16	Coral Gables, Fla.	W	6-2
1976	4/17	Miami, Fla.	W	10-1
1976	4/28	Coral Gables, Fla.	L	2-3 (13)
1977	3/2	Miami, Fla.	W	10-2
1977	3/15	Coral Gables, Fla.	W	6-3
1977	3/16	Coral Gables, Fla.	W	4-3
1977	4/22	Coral Gables, Fla.	W	4-0
1977	4/23	Coral Gables, Fla.	W	7-5
1978	3/1	Miami, Fla.	W	9-5
1978	3/13	Miami, Fla.	W	14-2
1978	4/11	Miami, Fla.	L	4-6
1978	4/26	Coral Gables, Fla.	W	4-1
1979	4/18	Coral Gables, Fla.	W	10-1
1979	4/24	Coral Gables, Fla.	W	5-1
1980	4/15	Coral Gables, Fla.	W	7-4
1980	4/16	Coral Gables, Fla.	W	2-1
1980	4/19	Coral Gables, Fla.	W	9-4
1980	4/30	Coral Gables, Fla.	W	15-0
1981	2/25	Coral Gables, Fla.	W	5-3
1981	4/22	Coral Gables, Fla.	W	5-3
1981	4/28	Coral Gables, Fla.	L	2-4
1982	2/18	Coral Gables, Fla.	W	7-1
1982	3/9	Coral Gables, Fla.	W	13-1
1983	3/29	Coral Gables, Fla.	W	8-5
1983	4/20	Coral Gables, Fla.	W	5-3
1983	5/3	Coral Gables, Fla.	W	4-0

Coral Gables: Miami leads, 39-3

Miami: Miami leads, 12-1

# ALL-TIME SERIES RESULTS

## BOSTON COLLEGE

### MIAMI LEADS, 24-8

YEAR	DATE	SITE	W/L	SCORE
2003	3/21	Coral Gables, Fla.	W	18-8
2003	3/22	Coral Gables, Fla.	W	17-5
2008	3/7	Coral Gables, Fla.	W	10-7
2008	3/8	Coral Gables, Fla.	W	8-3
2008	3/9	Coral Gables, Fla.	W	7-1
2009	5/1	Chestnut Hill, Mass.	W	5-1
2009	5/2	Brockton, Mass.	W	7-5
2009	5/3	Chestnut Hill, Mass.	L	3-13
2009	5/22%	Durham, N.C.	L	1-10
2010	3/12	Coral Gables, Fla.	L	0-3
2010	3/13	Coral Gables, Fla.	W	7-1
2010	3/14	Coral Gables, Fla.	W	11-4
2010	5/27%	Greensboro, N.C.	L	10-12 (12)
2011	4/3	Chestnut Hill, Mass.	W	19-4
2011	4/3	Chestnut Hill, Mass.	W	7-6 (5)
2012	4/9	Coral Gables, Fla.	W	7-3
2012	4/10	Coral Gables, Fla.	W	5-3
2012	4/11	Coral Gables, Fla.	W	4-1
2013	4/26	Chestnut Hill, Mass.	L	0-1
2013	4/27	Chestnut Hill, Mass.	W	5-0
2013	4/28	Chestnut Hill, Mass.	L	2-3 (11)
2014	3/7	Coral Gables, Fla.	W	6-2
2014	3/8	Coral Gables, Fla.	W	5-2
2014	3/9	Coral Gables, Fla.	W	4-3
2016	6/10\$	Coral Gables, Fla.	W	12-7
2016	6/11\$	Coral Gables, Fla.	L	3-5
2016	6/12\$	Coral Gables, Fla.	W	9-4
2017	4/28	Chestnut Hill, Mass.	W	3-0
2017	4/29	Chestnut Hill, Mass.	W	14-5
2017	4/30	Chestnut Hill, Mass.	L	2-9
2018	5/17	Coral Gables, Fla.	W	3-0
2018	5/18	Coral Gables, Fla.	W	4-3

Coral Gables: Miami leads, 17-2

Chestnut Hill/Brockton: Miami leads, 7-4

Neutral Site: Boston College leads, 2-0

## BOSTON UNIVERSITY

### MIAMI LEADS, 2-0

YEAR	DATE	SITE	W/L	SCORE
1989	3/9	Coral Gables, Fla.	W	17-0 (7)
1990	3/11	Coral Gables, Fla.	W	25-1

Coral Gables: Miami leads, 2-0

## BOWLING GREEN

### MIAMI LEADS, 13-0

YEAR	DATE	SITE	W/L	SCORE
1977	3/20	Coral Gables, Fla.	W	18-3
1978	3/19	Coral Gables, Fla.	W	5-1
1979	3/24	Coral Gables, Fla.	W	10-1
1980	3/21	Coral Gables, Fla.	W	7-1
1980	3/28	Coral Gables, Fla.	W	8-3
1981	3/23	Coral Gables, Fla.	W	12-0
1981	3/29	Coral Gables, Fla.	W	8-1
1982	3/19	Coral Gables, Fla.	W	15-2
1982	3/22	Coral Gables, Fla.	W	14-1
1982	3/24	Coral Gables, Fla.	W	12-0
1986	3/28	Coral Gables, Fla.	W	7-3
1986	3/29	Coral Gables, Fla.	W	12-8
1988	5/21	Coral Gables, Fla.	W	21-6

Coral Gables: Miami leads, 13-0

## BRADLEY

### MIAMI LEADS, 1-0

YEAR	DATE	SITE	W/L	SCORE
1972	4/5	New Orleans, La.	W	12-3

Neutral Site: Miami leads, 1-0

## BUCKNELL

### MIAMI LEADS, 1-0

YEAR	DATE	SITE	W/L	SCORE
2001	5/25+	Coral Gables, Fla.	W	14-6

Coral Gables: Miami leads, 1-0

## BUFFALO

### MIAMI LEADS, 25-2

YEAR	DATE	SITE	W/L	SCORE
1974	3/20	Coral Gables, Fla.	W	5-2
1974	3/22	Coral Gables, Fla.	W	16-1
1975	3/10	Coral Gables, Fla.	W	10-1
1975	3/13	Coral Gables, Fla.	W	8-6
1975	3/16	Coral Gables, Fla.	W	8-5
1975	3/20	Coral Gables, Fla.	W	3-2
1977	3/30	Coral Gables, Fla.	W	10-3
1977	4/1	Coral Gables, Fla.	W	11-0
1977	4/4	Coral Gables, Fla.	W	7-5
1977	4/5	Coral Gables, Fla.	W	12-0
1977	4/11	Coral Gables, Fla.	W	13-4
1977	4/12	Coral Gables, Fla.	W	3-0
1978	3/27	Coral Gables, Fla.	W	3-1
1978	3/29	Coral Gables, Fla.	W	3-2 (10)
1978	3/30	Coral Gables, Fla.	W	8-1
1978	3/31	Coral Gables, Fla.	W	4-2
1978	4/1	Coral Gables, Fla.	W	4-6
1978	4/2	Coral Gables, Fla.	W	3-1
1979	4/5	Coral Gables, Fla.	W	5-3
1979	4/8	Coral Gables, Fla.	W	8-3
1979	4/9	Coral Gables, Fla.	W	10-7
1979	4/10	Coral Gables, Fla.	W	3-0
1979	4/14	Coral Gables, Fla.	W	5-3
1979	4/15	Coral Gables, Fla.	W	10-0
1980	3/6	Coral Gables, Fla.	L	1-2
1980	3/9	Coral Gables, Fla.	W	15-8
1980	3/10	Coral Gables, Fla.	W	14-7

Coral Gables: Miami leads, 25-2

## C.W. POST

### MIAMI LEADS, 4-0

YEAR	DATE	SITE	W/L	SCORE
1997	3/21	Coral Gables, Fla.	W	7-2
2000	3/3	Coral Gables, Fla.	W	19-2
2000	3/4	Coral Gables, Fla.	W	21-6
2000	3/5	Coral Gables, Fla.	W	33-0

Coral Gables: Miami leads, 4-0

# ALL-TIME SERIES RESULTS



## CAL STATE FULLERTON

### CAL STATE FULLERTON LEADS, 11-6

YEAR	DATE	SITE	W/L	SCORE
1982	5/31#	Omaha, Neb.	W	4-3
1983	5/20	Fullerton, Calif.	L	3-6
1983	5/21	Fullerton, Calif.	W	3-0
1983	5/22	Fullerton, Calif.	L	3-4
1984	6/6#	Omaha, Neb.	L	5-13
1985	4/6	Oklahoma City, Okla.	W	6-3
1988	6/4#	Omaha, Neb.	L	3-6
1992	6/2#	Omaha, Neb.	L	5-7
1992	6/5#	Omaha, Neb.	L	1-8
1996	5/16	Coral Gables, Fla.	W	5-4
1996	5/17	Coral Gables, Fla.	W	8-4
1996	5/18	Coral Gables, Fla.	L	6-7
2001	3/30	Coral Gables, Fla.	L	2-8
2001	3/31	Coral Gables, Fla.	L	5-8
2001	4/1	Coral Gables, Fla.	L	2-9
2002	3/2	Fullerton, Calif.	W	5-3
2004	6/21#	Omaha, Neb.	L	3-6

Coral Gables: Cal State Fullerton leads, 4-2

Fullerton: Tied, 2-2

Neutral Site: Cal State Fullerton leads, 5-2

## CAL STATE NORTHRIDGE

### CAL STATE NORTHRIDGE LEADS, 1-0

YEAR	DATE	SITE	W/L	SCORE
1991	5/24+	Fresno, Calif.	L	6-13

Neutral Site: Cal State Northridge leads, 1-0

## CALIFORNIA

### MIAMI LEADS, 7-1

YEAR	DATE	SITE	W/L	SCORE
1980	6/4#	Omaha, Neb.	L	3-4
1982	2/5	Coral Gables, Fla.	W	10-2
1982	2/6	Coral Gables, Fla.	W	8-1
1982	2/7	Coral Gables, Fla.	W	10-4
1991	2/1	Coral Gables, Fla.	W	9-8
1991	2/2	Coral Gables, Fla.	W	6-4
1991	2/3	Coral Gables, Fla.	W	13-6
1992	5/29#	Omaha, Neb.	W	4-3 (13)

Coral Gables: Miami leads, 6-0

Neutral Site: Tied, 1-1

## CAMPBELL

### MIAMI LEADS, 3-1

YEAR	DATE	SITE	W/L	SCORE
2003	2/6	Coral Gables, Fla.	W	13-2
2003	2/7	Coral Gables, Fla.	W	10-3
2003	2/8	Coral Gables, Fla.	L	9-12
2004	3/10	Coral Gables, Fla.	W	10-8

Coral Gables: Miami leads, 3-1

## CENTRAL MICHIGAN

### TIED, 1-1

YEAR	DATE	SITE	W/L	SCORE
2019	5/31+	Starkville, Miss.	L	5-6
2019	6/2+	Starkville, Miss.	W	18-3

Neutral Site: Tied, 1-1

## CLEMSON

### MIAMI LEADS, 40-30-1

YEAR	DATE	SITE	W/L	SCORE
1977	5/22+	Coral Gables, Fla.	W	10-3
1977	5/22+	Coral Gables, Fla.	L	9-10
1977	5/23+	Coral Gables, Fla.	L	2-7
1978	5/19+	Coral Gables, Fla.	L	5-8
1978	5/21+	Coral Gables, Fla.	W	7-5
1979	5/19+	Coral Gables, Fla.	W	2-1
1979	5/20+	Coral Gables, Fla.	W	4-1
1980	5/31#	Omaha, Neb.	W	13-5
1986	5/9	Greenville, S.C.	W	6-5
1986	5/10	Greenville, S.C.	L	4-7
1986	5/11	Greenville, S.C.	L	5-9
1987	3/20	Coral Gables, Fla.	L	2-8
1987	3/21	Coral Gables, Fla.	L	9-11
1987	3/22	Coral Gables, Fla.	T	10-10
1989	4/28	Clemson, S.C.	W	11-5
1989	4/29	Clemson, S.C.	W	10-2
1989	4/30	Clemson, S.C.	L	4-5
1989	5/20	Chapel Hill, N.C.	W	2-0
1990	3/22	Coral Gables, Fla.	W	9-2
1990	3/23	Coral Gables, Fla.	W	11-5
1990	3/24	Coral Gables, Fla.	W	2-1
1994	4/29	Clemson, S.C.	L	5-7
1994	4/30	Clemson, S.C.	W	6-3
1994	5/1	Clemson, S.C.	L	8-9 (12)
1995	5/12	Coral Gables, Fla.	W	7-6
1995	5/13	Coral Gables, Fla.	L	5-7
1995	5/14	Coral Gables, Fla.	W	8-4
1996	5/31#	Omaha, Neb.	W	7-3
1996	6/5#	Omaha, Neb.	W	14-5
1999	4/2	Charlotte, N.C.	W	5-3
1999	4/3	Charlotte, N.C.	L	5-7
1999	4/4	Charlotte, N.C.	W	14-11
2000	1/29	Orlando, Fla.	L	0-4
2001	6/1\$	Coral Gables, Fla.	W	10-8
2001	6/2\$	Coral Gables, Fla.	W	14-6
2005	5/19	Clemson, S.C.	L	5-15
2005	5/20	Clemson, S.C.	L	2-9
2005	5/21	Clemson, S.C.	L	2-6
2005	5/26#	Jacksonville, Fla.	L	1-9
2006	3/31	Coral Gables, Fla.	L	6-8
2006	4/1	Coral Gables, Fla.	L	2-6
2006	4/2	Coral Gables, Fla.	L	1-14
2007	3/30	Clemson, S.C.	W	10-3
2007	3/31	Clemson, S.C.	L	1-4
2007	4/1	Clemson, S.C.	W	7-6
2007	5/23#	Jacksonville, Fla.	L	4-5
2008	4/4	Coral Gables, Fla.	W	6-4
2008	4/5	Coral Gables, Fla.	W	15-5
2008	4/6	Coral Gables, Fla.	W	7-6
2008	5/21#	Jacksonville, Fla.	W	7-1
2009	4/11	Clemson, S.C.	W	12-8
2009	4/11	Clemson, S.C.	L	1-9
2009	4/12	Clemson, S.C.	L	6-9
2012	3/30	Clemson, S.C.	L	1-3

# ALL-TIME SERIES RESULTS

YEAR	DATE	SITE	W/L	SCORE
2012	3/31	Clemson, S.C.	L	1-3
2012	4/1	Clemson, S.C.	W	4-2
2013	4/19	Coral Gables, Fla.	L	0-1
2013	4/20	Coral Gables, Fla.	W	2-1
2013	4/21	Coral Gables, Fla.	W	7-0
2013	5/25%	Durham, N.C.	W	7-0
2014	4/25	Clemson, S.C.	W	5-2
2014	4/26	Clemson, S.C.	W	3-2 (12)
2014	4/27	Clemson, S.C.	W	10-2
2014	5/22%	Greensboro, N.C.	L	2-3
2016	3/25	Coral Gables, Fla.	W	9-8
2016	3/26	Coral Gables, Fla.	W	5-4 (11)
2016	3/27	Coral Gables, Fla.	W	10-5
2018	4/13	Clemson, S.C.	W	12-11 (12)
2018	4/14	Clemson, S.C.	W	6-1
2018	4/14	Clemson, S.C.	L	3-8
2018	5/24%	Durham, N.C.	L	1-7

Coral Gables: Miami leads, 19-10  
 Clemson/Greenville: Clemson leads, 14-13  
 Neutral Site: Miami leads, 8-6

## COLUMBIA

### MIAMI LEADS, 4-2

YEAR	DATE	SITE	W/L	SCORE
2013	3/19	Coral Gables, Fla.	W	9-6
2013	3/20	Coral Gables, Fla.	W	6-4
2015	5/30+	Coral Gables, Fla.	W	8-3
2015	5/31+	Coral Gables, Fla.	L	0-3
2015	6/1+	Coral Gables, Fla.	W	21-3
2019	3/20	Coral Gables, Fla.	L	2-4

Coral Gables: Miami leads, 4-2

## CONNECTICUT

### MIAMI LEADS, 2-0

YEAR	DATE	SITE	W/L	SCORE
1970	3/27	Coral Gables, Fla.	W	2-1
1970	3/28	Coral Gables, Fla.	W	4-0

Coral Gables: Miami leads, 2-0

## COASTAL CAROLINA

### MIAMI LEADS, 11-0

YEAR	DATE	SITE	W/L	SCORE
1994	5/20	Coral Gables, Fla.	W	4-1
1994	5/21	Coral Gables, Fla.	W	7-4
1996	2/9	Coral Gables, Fla.	W	8-3
1996	4/25	Coral Gables, Fla.	W	7-2
1996	2/11	Coral Gables, Fla.	W	16-11
1997	4/25	Coral Gables, Fla.	W	10-2
1997	4/27	Coral Gables, Fla.	W	10-2
1997	4/27	Coral Gables, Fla.	W	7-3
2004	4/30	Coral Gables, Fla.	W	6-1
2004	5/1	Coral Gables, Fla.	W	5-1
2004	5/2	Coral Gables, Fla.	W	13-11

Coral Gables: Miami leads, 11-0

## COLGATE

### MIAMI LEADS, 4-1

YEAR	DATE	SITE	W/L	SCORE
1969	4/1	Coral Gables, Fla.	W	5-1
1969	4/2	Coral Gables, Fla.	L	5-7
1969	4/3	Coral Gables, Fla.	W	4-3 (10)
1970	3/31	Coral Gables, Fla.	W	11-8
1970	4/2	Coral Gables, Fla.	W	9-1

Coral Gables: Miami leads, 4-1

## COLORADO STATE

### MIAMI LEADS, 1-0

YEAR	DATE	SITE	W/L	SCORE
1984	2/23	Coral Gables, Fla.	W	14-4

Coral Gables: Miami leads, 1-0

## CORNELL

### MIAMI LEADS, 5-2

YEAR	DATE	SITE	W/L	SCORE
1971	3/30	Coral Gables, Fla.	W	9-3
1971	4/2	Coral Gables, Fla.	W	6-3
1973	3/20	Coral Gables, Fla.	L	3-4
1973	3/20	Coral Gables, Fla.	L	3-6
1984	3/25	Coral Gables, Fla.	W	8-6
2001	3/21	Coral Gables, Fla.	W	2-1 (10)
2008	3/18	Coral Gables, Fla.	W	20-9

Coral Gables: Miami leads, 5-2

## CREIGHTON

### MIAMI LEADS, 8-1

YEAR	DATE	SITE	W/L	SCORE
1985	3/12	Coral Gables, Fla.	W	6-5
1985	3/13	Coral Gables, Fla.	W	14-7
1986	3/16	Coral Gables, Fla.	W	2-1
1987	3/15	Coral Gables, Fla.	L	2-5
1987	3/16	Coral Gables, Fla.	W	10-9
1988	3/13	Coral Gables, Fla.	W	11-2
1988	3/14	Coral Gables, Fla.	W	9-4
1989	3/12	Coral Gables, Fla.	W	2-1 (10)
1989	3/13	Coral Gables, Fla.	W	6-5

Coral Gables: Miami leads, 8-1

## DARTMOUTH

### MIAMI LEADS, 3-1

YEAR	DATE	SITE	W/L	SCORE
2000	3/24	Coral Gables, Fla.	L	5-6
2000	3/25	Coral Gables, Fla.	W	10-8
2000	3/26	Coral Gables, Fla.	W	6-1
2010	6/4+	Coral Gables, Fla.	W	12-8

Coral Gables: Miami leads, 3-1

# ALL-TIME SERIES RESULTS

## DAVIDSON

**TIED, 1-1**

YEAR	DATE	SITE	W/L	SCORE
1990	3/13	Coral Gables, Fla.	W	4-0
1990	3/15	Coral Gables, Fla.	L	2-3

**Coral Gables:** Tied, 1-1

## DELAWARE

**MIAMI LEADS, 4-0**

YEAR	DATE	SITE	W/L	SCORE
1971	3/17	Coral Gables, Fla.	W	5-1
1971	3/18	Coral Gables, Fla.	W	6-5
1980	3/25	Coral Gables, Fla.	W	11-2
1980	5/27+	Coral Gables, Fla.	W	10-1

**Coral Gables:** Miami leads, 4-0

## DREXEL

**MIAMI LEADS, 1-0**

YEAR	DATE	SITE	W/L	SCORE
1998	3/25	Homestead, Fla.	W	8-6

**Neutral Site:** Miami leads, 1-0

## DUKE

**MIAMI LEADS, 38-11**

YEAR	DATE	SITE	W/L	SCORE
1966	3/28	Coral Gables, Fla.	L	1-3 (10)
1966	3/29	Coral Gables, Fla.	L	4-5
1967	3/29	Coral Gables, Fla.	W	3-0
1967	4/1	Coral Gables, Fla.	W	8-4
1997	4/18	Coral Gables, Fla.	W	6-2
1997	4/19	Coral Gables, Fla.	W	9-5
1997	4/20	Coral Gables, Fla.	W	17-1
2005	3/11	Coral Gables, Fla.	W	14-3
2005	3/12	Coral Gables, Fla.	W	12-1
2005	3/13	Coral Gables, Fla.	W	6-1
2006	3/17	Durham, N.C.	W	3-0
2006	3/18	Durham, N.C.	W	4-3
2006	3/19	Durham, N.C.	W	7-1
2007	5/17	Coral Gables, Fla.	W	9-4
2007	5/18	Coral Gables, Fla.	W	5-1
2007	5/19	Coral Gables, Fla.	W	14-5
2008	3/28	Durham, N.C.	W	7-5 (10)
2008	3/29	Durham, N.C.	W	8-1
2009	3/13	Coral Gables, Fla.	W	5-4
2009	3/14	Coral Gables, Fla.	L	0-2
2009	3/15	Coral Gables, Fla.	W	7-6
2010	3/19	Durham, N.C.	W	3-1
2010	3/20	Durham, N.C.	W	11-3
2010	3/21	Durham, N.C.	W	7-6
2011	5/19	Coral Gables, Fla.	W	4-1
2011	5/20	Coral Gables, Fla.	L	0-2
2011	5/21	Coral Gables, Fla.	W	5-2
2012	5/16	Durham, N.C.	L	1-5
2012	5/17	Durham, N.C.	W	2-1
2012	5/18	Durham, N.C.	W	7-1
2013	3/9	Coral Gables, Fla.	L	2-4
2013	3/10	Coral Gables, Fla.	L	2-9
2013	3/11	Coral Gables, Fla.	W	5-3

YEAR	DATE	SITE	W/L	SCORE
2014	5/9	Durham, N.C.	W	6-1
2014	5/10	Durham, N.C.	W	9-1
2014	5/11	Durham, N.C.	W	4-3
2014	5/24	Greensboro, N.C.	W	6-5 (12)
2015	4/3	Coral Gables, Fla.	W	4-3
2015	4/4	Coral Gables, Fla.	W	3-2
2015	4/5	Coral Gables, Fla.	W	10-0
2016	4/15	Durham, N.C.	W	14-2
2016	4/16	Durham, N.C.	L	5-12
2016	4/17	Durham, N.C.	W	9-0
2017	4/8	Coral Gables, Fla.	W	9-7
2017	4/9	Coral Gables, Fla.	W	7-0
2017	4/10	Coral Gables, Fla.	L	2-5 (10)
2018	3/16	Durham, N.C.	L	3-4
2018	3/17	Durham, N.C.	L	1-4
2018	3/18	Durham, N.C.	W	8-2
2019	5/16	Coral Gables, Fla.	W	4-3
2019	5/17	Coral Gables, Fla.	L	3-12
2019	5/18	Coral Gables, Fla.	W	5-1

**Coral Gables:** Miami leads, 23-8

**Durham:** Miami leads, 16-4

**Neutral Site:** Miami leads, 1-0

## EAST CAROLINA

**MIAMI LEADS, 3-2**

YEAR	DATE	SITE	W/L	SCORE
1984	5/26+	Tallahassee, Fla.	W	6-4
1999	3/6	Coral Gables, Fla.	L	5-6
2001	3/16	Coral Gables, Fla.	W	14-13
2001	3/17	Coral Gables, Fla.	L	2-7
2001	3/18	Coral Gables, Fla.	W	8-4 (10)

**Coral Gables:** Tied, 2-2

**Neutral Site:** Miami leads, 1-0

## EASTERN ILLINOIS

**MIAMI LEADS, 1-0**

YEAR	DATE	SITE	W/L	SCORE
1991	3/26	Coral Gables, Fla.	W	5-1

**Coral Gables:** Miami leads, 1-0

## EASTERN KENTUCKY

**MIAMI LEADS, 2-1**

YEAR	DATE	SITE	W/L	SCORE
1991	4/19	Coral Gables, Fla.	W	6-2
1991	4/20	Coral Gables, Fla.	W	4-0
1991	4/21	Coral Gables, Fla.	L	2-3

**Coral Gables:** Miami leads, 2-1

## EASTERN MICHIGAN

**MIAMI LEADS, 2-0**

YEAR	DATE	SITE	W/L	SCORE
2000	2/26	Homestead, Fla.	W	10-1
2000	2/27	Homestead, Fla.	W	9-1

**Neutral Site:** Miami leads, 2-0

# ALL-TIME SERIES RESULTS

## ECKERD

### MIAMI LEADS, 8-4

YEAR	DATE	SITE	W/L	SCORE
1975	4/25	Coral Gables, Fla.	W	3-1
1975	4/26	Coral Gables, Fla.	W	3-1
1976	4/9	Coral Gables, Fla.	W	2-0
1976	4/10	Coral Gables, Fla.	L	4-5
1977	4/29	Coral Gables, Fla.	W	13-4
1977	4/30	Coral Gables, Fla.	L	3-4
1981	4/13	Coral Gables, Fla.	W	7-2
1981	4/14	Coral Gables, Fla.	L	9-10
1982	4/1	Coral Gables, Fla.	L	9-11 (11)
1988	2/16	Coral Gables, Fla.	W	4-0
1989	5/2	Coral Gables, Fla.	W	7-6
1990	2/28	Coral Gables, Fla.	W	15-7

Coral Gables: Miami leads, 8-4

## ELON

### MIAMI LEADS, 11-4

YEAR	DATE	SITE	W/L	SCORE
1999	4/30	Coral Gables, Fla.	L	6-13
1999	5/1	Coral Gables, Fla.	W	11-0
1999	5/2	Coral Gables, Fla.	W	24-5
2001	2/16	Coral Gables, Fla.	W	4-2
2001	2/18	Coral Gables, Fla.	W	7-4
2001	2/16	Coral Gables, Fla.	W	10-9 (12)
2002	3/29	Coral Gables, Fla.	L	2-3
2002	3/30	Coral Gables, Fla.	L	8-11
2002	3/31	Coral Gables, Fla.	W	5-4
2004	3/5	Coral Gables, Fla.	W	6-3
2004	3/6	Coral Gables, Fla.	W	24-0
2004	3/7	Coral Gables, Fla.	W	6-5
2007	2/23	Coral Gables, Fla.	L	7-10
2007	2/24	Coral Gables, Fla.	W	17-4
2007	2/25	Coral Gables, Fla.	W	6-3

Coral Gables: Miami leads, 11-4

## FLORIDA

### MIAMI LEADS, 130-127-1

YEAR	DATE	SITE	W/L	SCORE
1940	4/9	Gainesville, Fla.	L	13-18
1947	4/4	Coral Gables, Fla.	W	1-0
1947	4/5	Coral Gables, Fla.	W	1-0 (10)
1948	5/7	Gainesville, Fla.	L	8-16
1948	5/8	Gainesville, Fla.	L	7-8
1949	4/8	Coral Gables, Fla.	L	4-17
1949	4/9	Coral Gables, Fla.	W	9-8
1949	5/13	Gainesville, Fla.	L	5-9
1949	5/14	Gainesville, Fla.	W	7-4
1950	4/7	Coral Gables, Fla.	L	2-3 (13)
1950	4/8	Coral Gables, Fla.	W	5-3
1950	5/1	Gainesville, Fla.	L	4-6
1950	5/2	Gainesville, Fla.	W	12-9
1951	4/30	Gainesville, Fla.	W	4-3 (10)
1951	5/1	Gainesville, Fla.	L	9-17
1952	4/11	Coral Gables, Fla.	L	1-4
1952	4/12	Coral Gables, Fla.	L	5-8
1952	5/5	Gainesville, Fla.	L	3-10
1952	5/6	Gainesville, Fla.	T	13-13
1954	3/12	Coral Gables, Fla.	L	7-9
1954	3/13	Coral Gables, Fla.	L	8-9

YEAR	DATE	SITE	W/L	SCORE
1955	3/28	Gainesville, Fla.	L	0-4
1955	3/29	Gainesville, Fla.	W	4-3
1956	4/2	Coral Gables, Fla.	L	3-6
1956	4/3	Coral Gables, Fla.	L	0-4
1957	3/16	Gainesville, Fla.	L	1-10
1957	3/16	Gainesville, Fla.	L	5-9
1958	3/28	Coral Gables, Fla.	W	3-1
1958	3/29	Coral Gables, Fla.	W	9-8 (11)
1960	4/1	Coral Gables, Fla.	L	3-9
1960	4/2	Coral Gables, Fla.	W	3-2
1961	4/24	Gainesville, Fla.	L	4-10
1961	4/25	Gainesville, Fla.	W	19-9
1962	3/9	Coral Gables, Fla.	W	14-10
1962	3/10	Coral Gables, Fla.	L	7-12
1963	5/13	Gainesville, Fla.	W	4-0
1963	5/14	Gainesville, Fla.	L	0-11
1964	3/13	Miami, Fla.	W	3-1
1964	3/14	Coral Gables, Fla.	W	2-1
1964	3/14	Coral Gables, Fla.	L	7-13
1965	3/26	Coral Gables, Fla.	L	0-2
1965	4/23	Gainesville, Fla.	W	2-1
1965	4/24	Gainesville, Fla.	L	3-7
1965	4/24	Gainesville, Fla.	W	3-0
1966	3/4	Coral Gables, Fla.	W	10-5
1966	3/5	Coral Gables, Fla.	L	3-4
1966	3/5	Coral Gables, Fla.	L	5-6
1966	4/22	Gainesville, Fla.	W	7-5 (11)
1966	4/23	Gainesville, Fla.	L	1-3
1967	4/8	Gainesville, Fla.	L	1-8
1967	4/8	Gainesville, Fla.	W	5-4
1967	5/12	Coral Gables, Fla.	W	8-1
1967	5/13	Coral Gables, Fla.	L	10-11
1968	3/1	Coral Gables, Fla.	W	2-1
1968	3/2	Coral Gables, Fla.	W	1-0
1968	4/12	Gainesville, Fla.	W	5-4
1968	4/13	Gainesville, Fla.	W	9-5
1969	2/28	Coral Gables, Fla.	W	8-7 (12)
1969	3/1	Coral Gables, Fla.	W	5-3
1969	4/25	Gainesville, Fla.	W	4-3
1969	4/26	Gainesville, Fla.	L	3-7
1970	3/6	Coral Gables, Fla.	W	5-0
1970	3/7	Coral Gables, Fla.	W	5-4
1970	4/27	Gainesville, Fla.	L	6-7 (13)
1970	4/28	Gainesville, Fla.	L	3-9
1971	3/5	Coral Gables, Fla.	W	2-0
1971	3/6	Coral Gables, Fla.	W	7-5
1971	4/26	Gainesville, Fla.	W	13-5
1971	4/27	Gainesville, Fla.	W	1-0 (12)
1972	3/3	Coral Gables, Fla.	W	18-6
1972	3/4	Coral Gables, Fla.	L	3-6
1972	4/17	Gainesville, Fla.	W	10-6
1972	4/18	Gainesville, Fla.	L	3-6
1973	3/2	Coral Gables, Fla.	W	7-0
1973	3/3	Coral Gables, Fla.	W	11-1
1973	4/9	Gainesville, Fla.	L	6-7
1973	4/10	Gainesville, Fla.	L	4-5
1974	3/1	Coral Gables, Fla.	W	4-3 (10)
1974	3/2	Coral Gables, Fla.	L	6-9 (12)
1974	4/8	Gainesville, Fla.	W	4-0
1974	4/9	Gainesville, Fla.	W	6-5
1975	3/7	Gainesville, Fla.	L	2-8
1975	3/8	Gainesville, Fla.	L	1-2
1975	5/3	Coral Gables, Fla.	W	6-1
1975	5/4	Coral Gables, Fla.	W	6-5
1976	3/1	Gainesville, Fla.	L	2-12
1976	3/2	Gainesville, Fla.	L	6-9
1977	2/25	Coral Gables, Fla.	L	6-9



# ALL-TIME SERIES RESULTS

YEAR	DATE	SITE	W/L	SCORE	YEAR	DATE	SITE	W/L	SCORE
1977	2/26	Coral Gables, Fla.	W	5-4	1994	2/20	Gainesville, Fla.	W	4-3 (10)
1978	2/25	Gainesville, Fla.	L	4-5	1994	3/11	Coral Gables, Fla.	W	4-3
1978	2/26	Gainesville, Fla.	L	3-4	1994	3/12	Coral Gables, Fla.	W	4-2
1979	3/3	Coral Gables, Fla.	W	8-2	1994	5/30+	Coral Gables, Fla.	W	10-6
1979	3/4	Coral Gables, Fla.	W	5-2	1995	2/4	Gainesville, Fla.	L	3-5
1980	2/16	Gainesville, Fla.	W	7-0	1995	2/5	Gainesville, Fla.	W	10-2
1980	2/17	Gainesville, Fla.	W	5-0	1995	2/17	Coral Gables, Fla.	W	5-4
1981	2/20	Coral Gables, Fla.	W	8-5	1995	2/18	Coral Gables, Fla.	L	2-4
1981	2/21	Coral Gables, Fla.	W	2-0	1996	2/2	Coral Gables, Fla.	L	4-7
1981	5/6	Gainesville, Fla.	L	7-8	1996	2/3	Coral Gables, Fla.	W	5-1
1981	5/7	Gainesville, Fla.	W	11-4	1996	2/24	Gainesville, Fla.	L	7-8
1981	5/24+	Coral Gables, Fla.	W	8-6	1996	2/25	Gainesville, Fla.	L	1-5
1982	2/13	Coral Gables, Fla.	W	7-3	1997	2/15	Gainesville, Fla.	L	1-2
1982	2/14	Coral Gables, Fla.	W	6-2	1997	2/16	Gainesville, Fla.	L	5-12
1982	4/18	Gainesville, Fla.	L	2-6	1997	2/21	Coral Gables, Fla.	W	8-7
1982	4/19	Gainesville, Fla.	W	8-7 (11)	1997	2/22	Coral Gables, Fla.	W	4-1
1983	3/8	Gainesville, Fla.	L	3-5	1997	5/24+	Coral Gables, Fla.	W	6-5
1983	3/9	Gainesville, Fla.	W	3-2	1998	2/7	Coral Gables, Fla.	W	11-8
1983	2/20	Coral Gables, Fla.	W	5-1	1998	2/8	Coral Gables, Fla.	W	17-11
1983	2/20	Coral Gables, Fla.	L	1-4	1998	2/14	Gainesville, Fla.	L	5-19
1984	2/3	Coral Gables, Fla.	L	7-9	1998	2/15	Gainesville, Fla.	L	10-14
1984	2/17	Coral Gables, Fla.	W	9-1	1999	2/6	Gainesville, Fla.	L	4-7
1984	2/18	Coral Gables, Fla.	L	3-10	1999	2/7	Gainesville, Fla.	L	12-14
1984	3/28	Gainesville, Fla.	L	6-7 (8)	1999	2/13	Coral Gables, Fla.	W	7-4
1984	3/28	Gainesville, Fla.	W	8-6	1999	2/14	Coral Gables, Fla.	W	10-3
1984	5/24+	Tallahassee, Fla.	W	6-5	2000	2/4	Coral Gables, Fla.	W	16-8
1985	2/15	Coral Gables, Fla.	W	5-2	2000	2/5	Coral Gables, Fla.	W	17-1
1985	2/16	Coral Gables, Fla.	L	2-4	2000	2/12	Gainesville, Fla.	L	3-4
1985	2/17	Coral Gables, Fla.	W	5-2	2000	2/13	Gainesville, Fla.	L	11-20
1985	4/19	Gainesville, Fla.	W	11-0	2001	2/3	Gainesville, Fla.	W	14-5
1985	4/20	Gainesville, Fla.	W	6-4	2001	2/9	Coral Gables, Fla.	W	10-4
1985	5/27+	Coral Gables, Fla.	L	1-8	2001	2/10	Coral Gables, Fla.	W	8-7
1985	5/28+	Coral Gables, Fla.	W	12-9	2001	5/26+	Coral Gables, Fla.	W	6-2
1986	2/14	Coral Gables, Fla.	W	7-6	2002	2/8	Coral Gables, Fla.	L	9-12
1986	2/15	Coral Gables, Fla.	W	7-6 (10)	2002	2/10	Coral Gables, Fla.	L	2-6
1986	3/11	Gainesville, Fla.	W	6-5	2002	6/1+	Gainesville, Fla.	W	7-2
1986	3/12	Gainesville, Fla.	W	9-7	2002	6/2+	Gainesville, Fla.	L	10-11
1987	2/27	Coral Gables, Fla.	W	4-2	2002	6/2+	Gainesville, Fla.	W	8-7
1987	2/28	Coral Gables, Fla.	W	12-4	2003	2/14	Gainesville, Fla.	W	9-2
1987	4/21	Gainesville, Fla.	L	2-3	2003	2/15	Gainesville, Fla.	L	3-5
1987	4/22	Gainesville, Fla.	L	5-6	2003	6/1+	Coral Gables, Fla.	L	5-10
1988	2/21	Gainesville, Fla.	L	2-3 (7)	2003	6/1+	Coral Gables, Fla.	W	13-10
1988	2/21	Gainesville, Fla.	W	9-7	2004	2/13	Coral Gables, Fla.	L	0-3
1988	4/1	Coral Gables, Fla.	W	11-3	2004	2/14	Coral Gables, Fla.	W	4-1
1988	4/2	Coral Gables, Fla.	W	5-3	2004	2/15	Coral Gables, Fla.	W	19-5
1989	3/21	Coral Gables, Fla.	L	10-13	2004	6/12\$	Coral Gables, Fla.	W	8-7
1989	3/22	Coral Gables, Fla.	W	4-0	2004	6/12\$	Coral Gables, Fla.	W	3-1
1989	4/1	Gainesville, Fla.	L	1-7	2005	2/18	Gainesville, Fla.	W	9-7
1989	4/2	Gainesville, Fla.	L	2-3	2005	2/19	Gainesville, Fla.	L	1-2
1989	5/27+	Gainesville, Fla.	W	9-1	2005	2/20	Gainesville, Fla.	L	11-14
1990	2/24	Coral Gables, Fla.	L	4-5	2006	2/17	Coral Gables, Fla.	L	1-2
1990	2/24	Coral Gables, Fla.	W	12-10	2006	2/18	Coral Gables, Fla.	L	1-4
1990	3/3	Gainesville, Fla.	W	6-3	2006	2/19	Coral Gables, Fla.	L	10-11
1990	3/4	Gainesville, Fla.	W	8-2	2007	2/16	Gainesville, Fla.	L	2-7
1991	2/23	Gainesville, Fla.	W	5-3	2007	2/17	Gainesville, Fla.	L	5-7
1991	2/24	Gainesville, Fla.	W	8-7	2007	2/18	Gainesville, Fla.	W	10-7
1991	2/26	Coral Gables, Fla.	W	4-2	2008	2/29	Coral Gables, Fla.	W	8-4
1991	2/27	Coral Gables, Fla.	W	9-7 (10)	2008	3/1	Coral Gables, Fla.	W	8-5
1992	2/22	Gainesville, Fla.	L	3-7	2008	3/2	Coral Gables, Fla.	L	2-6
1992	2/23	Gainesville, Fla.	L	5-8	2009	2/27	Gainesville, Fla.	W	8-5
1992	3/6	Coral Gables, Fla.	W	7-1	2009	2/28	Gainesville, Fla.	W	2-1
1992	3/7	Coral Gables, Fla.	W	6-5	2009	3/1	Gainesville, Fla.	W	16-2
1993	2/27	Gainesville, Fla.	L	2-3	2009	5/30+	Gainesville, Fla.	L	2-8
1993	2/28	Gainesville, Fla.	L	7-9	2009	5/31+	Gainesville, Fla.	L	5-16
1993	3/12	Coral Gables, Fla.	W	7-1	2010	3/5	Coral Gables, Fla.	L	1-7
1993	3/14	Coral Gables, Fla.	L	3-4 (10)	2010	3/6	Coral Gables, Fla.	W	9-6
1994	2/19	Gainesville, Fla.	L	0-5	2010	3/7	Coral Gables, Fla.	L	2-4

# ALL-TIME SERIES RESULTS

YEAR	DATE	SITE	W/L	SCORE	YEAR	DATE	SITE	W/L	SCORE
2010	6/11\$	Gainesville, Fla.	L	2-7	1980	5/6	Tallahassee, Fla.	L	3-4 (10)
2010	6/12\$	Gainesville, Fla.	L	3-4 (10)	1980	5/7	Tallahassee, Fla.	W	13-6
2011	3/4	Gainesville, Fla.	L	3-8	1981	4/5	Coral Gables, Fla.	W	21-3
2011	3/5	Gainesville, Fla.	L	0-1	1981	5/5	Tallahassee, Fla.	L	1-2
2011	3/6	Gainesville, Fla.	L	3-5	1981	5/5	Tallahassee, Fla.	W	3-2 (11)
2011	6/4+	Gainesville, Fla.	L	4-5	2016	4/29	Coral Gables, Fla.	W	13-3
2011	6/5+	Gainesville, Fla.	L	4-11	2016	4/30	Coral Gables, Fla.	W	11-2
2012	3/2	Coral Gables, Fla.	L	5-7	2016	5/1	Coral Gables, Fla.	W	12-7
2012	3/3	Coral Gables, Fla.	L	5-13					
2012	3/4	Coral Gables, Fla.	L	5-8					
2013	3/1	Gainesville, Fla.	W	3-2					
2013	3/2	Gainesville, Fla.	L	4-6					
2013	3/3	Gainesville, Fla.	L	3-6					
2014	2/21	Coral Gables, Fla.	W	6-4					
2014	2/22	Coral Gables, Fla.	W	5-2					
2014	2/23	Coral Gables, Fla.	L	4-6					
2015	2/20	Gainesville, Fla.	L	3-4					
2015	2/21	Gainesville, Fla.	W	7-2					
2015	2/22	Gainesville, Fla.	L	1-2					
2015	6/13#	Omaha, Neb.	L	3-15					
2015	6/17#	Omaha, Neb.	L	2-10					
2016	2/26	Coral Gables, Fla.	L	0-5					
2016	2/27	Coral Gables, Fla.	W	5-3					
2016	2/28	Coral Gables, Fla.	L	3-7					
2017	2/24	Gainesville, Fla.	L	0-1					
2017	2/25	Gainesville, Fla.	L	0-2					
2017	2/26	Gainesville, Fla.	L	2-6					
2018	2/23	Coral Gables, Fla.	L	3-7					
2018	2/24	Coral Gables, Fla.	L	2-8					
2018	2/25	Coral Gables, Fla.	W	2-0					
2019	2/22	Gainesville, Fla.	W	5-2					
2019	2/23	Gainesville, Fla.	L	3-9					
2019	2/24	Gainesville, Fla.	L	1-4					
2020	2/21	Coral Gables, Fla.	L	1-2 (11)					
2020	2/22	Coral Gables, Fla.	L	4-7 (10)					
2020	2/23	Coral Gables, Fla.	L	3-5					

**Coral Gables:** Miami leads, 81-48

**Gainesville:** Florida leads, 77-48-1

**Neutral Site:** Florida leads, 2-1

**Coral Gables:** Miami leads, 10-0

**Tallahassee:** Miami leads, 9-7

## FLORIDA ATLANTIC

### MIAMI LEADS, 63-19

YEAR	DATE	SITE	W/L	SCORE
1982	3/5	Coral Gables, Fla.	W	18-4
1982	5/6	Coral Gables, Fla.	W	4-3
1983	2/9	Coral Gables, Fla.	L	8-9
1983	4/13	Coral Gables, Fla.	W	13-5
1983	4/21	Pompano Beach, Fla.	W	4-2
1983	4/27	Coral Gables, Fla.	W	6-2
1984	2/7	Coral Gables, Fla.	L	10-11
1984	4/17	Coral Gables, Fla.	L	7-8
1984	4/24	Coral Gables, Fla.	W	6-5
1985	4/3	Coral Gables, Fla.	W	6-2
1985	4/24	Coral Gables, Fla.	W	11-3
1986	4/29	Coral Gables, Fla.	W	6-3
1987	4/17	Coral Gables, Fla.	W	19-9
1988	4/13	Coral Gables, Fla.	W	12-3
1989	4/14	Coral Gables, Fla.	W	14-0
1989	4/15	Coral Gables, Fla.	W	14-0
1990	4/28	Coral Gables, Fla.	W	11-3
1991	4/5	Coral Gables, Fla.	W	8-7
1992	4/21	Coral Gables, Fla.	W	14-2
1993	4/2	Coral Gables, Fla.	L	0-2
1993	4/3	Coral Gables, Fla.	W	3-0
1993	5/4	Coral Gables, Fla.	W	3-2 (10)
1994	3/13	Boca Raton, Fla.	W	7-4
1994	4/12	Coral Gables, Fla.	W	7-3
1995	2/1	Coral Gables, Fla.	W	5-2
1995	2/15	Coral Gables, Fla.	W	10-1
1995	3/1	Coral Gables, Fla.	W	16-6
1995	3/22	Boca Raton, Fla.	W	5-3
1996	2/21	Coral Gables, Fla.	W	12-3
1996	5/8	Coral Gables, Fla.	W	10-2
1997	4/23	Coral Gables, Fla.	W	12-6
1997	4/30	Coral Gables, Fla.	W	13-8
1998	4/15	Coral Gables, Fla.	W	4-2
1998	4/22	Coral Gables, Fla.	W	23-3
1999	2/17	Coral Gables, Fla.	W	3-1
1999	5/30+	Coral Gables, Fla.	W	3-2
2000	2/9	Coral Gables, Fla.	L	2-2
2000	5/27+	Coral Gables, Fla.	W	11-5
2001	1/25	Coral Gables, Fla.	W	9-3
2001	1/26	Boca Raton, Fla.	L	10-11
2001	1/27	Coral Gables, Fla.	W	4-2
2002	4/24	Coral Gables, Fla.	W	6-5
2003	4/2	Coral Gables, Fla.	L	3-5
2003	5/31+	Coral Gables, Fla.	W	1-0
2004	5/19	Coral Gables, Fla.	W	13-3
2004	6/6+	Coral Gables, Fla.	W	19-6
2008	4/1	Coral Gables, Fla.	W	16-7
2008	4/9	Coral Gables, Fla.	L	3-6
2008	4/16	Boca Raton, Fla.	W	12-10
2009	3/25	Boca Raton, Fla.	W	13-6
2009	4/7	Coral Gables, Fla.	W	12-8
2009	4/14	Coral Gables, Fla.	W	3-1
2010	3/31	Coral Gables, Fla.	W	12-5
2010	4/6	Coral Gables, Fla.	W	8-5

## FLORIDA A&M

### MIAMI LEADS, 19-7

YEAR	DATE	SITE	W/L	SCORE
1968	3/9	Coral Gables, Fla.	W	6-5
1968	3/9	Coral Gables, Fla.	W	7-2
1968	4/17	Tallahassee, Fla.	W	3-0
1969	3/29	Coral Gables, Fla.	W	7-1
1970	5/11	Tallahassee, Fla.	W	8-7
1970	5/11	Tallahassee, Fla.	L	2-3
1971	4/8	Tallahassee, Fla.	W	1-0
1972	5/12	Tallahassee, Fla.	W	15-0
1972	5/13	Tallahassee, Fla.	W	7-1
1973	4/21	Tallahassee, Fla.	L	0-4
1973	4/21	Tallahassee, Fla.	L	2-3
1974	4/21	Tallahassee, Fla.	W	4-2
1974	4/21	Tallahassee, Fla.	L	5-8
1978	2/27	Coral Gables, Fla.	W	5-2
1978	2/28	Coral Gables, Fla.	W	13-2
1979	3/1	Coral Gables, Fla.	W	17-0
1979	3/2	Coral Gables, Fla.	W	14-0
1979	4/13	Tallahassee, Fla.	L	0-5
1979	4/13	Tallahassee, Fla.	W	1-0 (11)
1980	3/26	Coral Gables, Fla.	W	11-4
1980	3/27	Coral Gables, Fla.	W	20-1 (7)

# ALL-TIME SERIES RESULTS



YEAR	DATE	SITE	W/L	SCORE
2010	4/7	Boca Raton, Fla.	W	11-0
2011	2/23	Boca Raton, Fla.	L	4-7
2011	3/15	Coral Gables, Fla.	W	7-3
2011	5/17	Coral Gables, Fla.	L	4-7
2012	2/29	Coral Gables, Fla.	W	10-5
2012	3/21	Boca Raton, Fla.	W	8-5
2012	2/24	Coral Gables, Fla.	W	3-1
2013	2/20	Boca Raton, Fla.	W	5-4 (11)
2013	3/27	Coral Gables, Fla.	L	1-6
2013	4/24	Coral Gables, Fla.	W	6-4
2014	2/19	Coral Gables, Fla.	L	2-5
2014	4/16	Coral Gables, Fla.	W	2-1
2014	4/23	Boca Raton, Fla.	W	10-9
2015	2/18	Boca Raton, Fla.	L	3-5
2015	4/8	Coral Gables, Fla.	W	4-3 (10)
2015	5/12	Coral Gables, Fla.	W	14-6
2016	4/20	Coral Gables, Fla.	L	3-4
2016	5/5	Coral Gables, Fla.	W	5-2
2017	3/1	Boca Raton, Fla.	W	5-2
2017	3/22	Coral Gables, Fla.	W	7-5
2017	4/19	Coral Gables, Fla.	W	8-2
2018	2/28	Boca Raton, Fla.	L	4-5
2018	3/21	Coral Gables, Fla.	L	9-11
2018	4/4	Coral Gables, Fla.	L	4-7
2019	2/20	Coral Gables, Fla.	W	11-4
2019	3/27	Boca Raton, Fla.	W	16-6
2019	4/3	Coral Gables, Fla.	L	4-6
2020	3/4	Boca Raton, Fla.	L	2-11

**Coral Gables:** Miami leads, 52-14

**Boca Raton:** Miami leads, 10-5

**Neutral Site:** Miami leads, 1-0

## FGCU

### MIAMI LEADS, 22-5

YEAR	DATE	SITE	W/L	SCORE
2008	4/8	Coral Gables, Fla.	W	4-2 (11)
2009	4/22	Coral Gables, Fla.	W	13-7
2010	4/14	Fort Myers, Fla.	W	9-0
2010	5/18	Coral Gables, Fla.	W	5-4
2011	3/23	Coral Gables, Fla.	W	5-2
2011	3/29	Coral Gables, Fla.	W	13-2
2011	4/6	Fort Myers, Fla.	W	8-1
2012	2/22	Fort Myers, Fla.	W	3-0
2012	4/11	Coral Gables, Fla.	L	2-4
2014	3/19	Fort Myers, Fla.	W	5-2 (10)
2014	3/26	Coral Gables, Fla.	W	4-0
2014	5/7	Coral Gables, Fla.	W	7-3
2015	3/4	Coral Gables, Fla.	W	7-3
2015	3/10	Fort Myers, Fla.	W	15-4
2015	3/25	Coral Gables, Fla.	L	1-8
2016	3/2	Coral Gables, Fla.	W	6-2
2016	4/5	Fort Myers, Fla.	W	4-0
2016	5/17	Coral Gables, Fla.	W	8-3
2017	3/29	Fort Myers, Fla.	L	0-3
2017	4/12	Coral Gables, Fla.	L	4-5
2017	5/16	Coral Gables, Fla.	W	5-1
2018	3/28	Fort Myers, Fla.	L	0-1
2018	4/18	Coral Gables, Fla.	W	8-1
2018	5/9	Coral Gables, Fla.	W	7-1
2019	4/9	Coral Gables, Fla.	W	13-9
2019	4/10	Fort Myers, Fla.	W	10-1
2019	4/16	Coral Gables, Fla.	W	13-4

**Coral Gables:** Miami leads, 15-3

**Fort Myers:** Miami leads, 7-2

## FIU

### MIAMI LEADS, 95-29

YEAR	DATE	SITE	W/L	SCORE
1973	3/14	Coral Gables, Fla.	L	1-3
1973	4/4	Coral Gables, Fla.	W	14-2
1973	4/11	Coral Gables, Fla.	W	10-1
1973	4/23	Coral Gables, Fla.	W	5-3
1974	4/3	Coral Gables, Fla.	W	9-4
1974	4/4	Coral Gables, Fla.	W	5-1
1974	4/23	Miami, Fla.	W	6-2
1975	3/11	Miami, Fla.	W	16-3
1975	4/1	Coral Gables, Fla.	W	8-6
1975	4/8	Coral Gables, Fla.	W	3-2
1975	4/22	Miami, Fla.	W	9-3
1976	4/14	Miami, Fla.	W	11-1
1976	4/20	Miami, Fla.	L	11-12
1976	4/27	Coral Gables, Fla.	W	15-5
1976	4/29	Coral Gables, Fla.	L	6-7
1977	3/1	Coral Gables, Fla.	W	3-2
1977	3/29	Miami, Fla.	W	12-5
1977	5/4	Miami, Fla.	W	7-6
1978	5/3	Coral Gables, Fla.	W	3-2 (13)
1978	4/18	Miami, Fla.	W	10-6
1979	2/23	Coral Gables, Fla.	W	11-3
1979	2/24	Coral Gables, Fla.	W	12-4
1980	4/8	Miami, Fla.	W	10-2
1980	4/22	Coral Gables, Fla.	L	4-6
1980	4/29	Coral Gables, Fla.	W	13-6
1981	4/17	Coral Gables, Fla.	W	4-2
1981	4/24	Coral Gables, Fla.	W	8-7
1981	5/8	Coral Gables, Fla.	W	4-0
1981	5/11	Miami, Fla.	W	8-5
1982	3/3	Coral Gables, Fla.	L	6-10
1982	3/31	Coral Gables, Fla.	L	1-2
1982	4/4	Miami, Fla.	W	13-12 (13)
1982	4/11	Miami, Fla.	L	0-5
1982	4/30	Coral Gables, Fla.	W	6-2
1983	3/3	Miami, Fla.	W	8-4
1983	4/12	Coral Gables, Fla.	W	8-6
1983	4/19	Coral Gables, Fla.	W	7-2
1983	4/26	Miami, Fla.	W	8-4
1983	5/4	Coral Gables, Fla.	W	16-5
1984	4/10	Coral Gables, Fla.	W	6-2
1984	4/11	Miami, Fla.	W	8-5
1984	5/9	Miami, Fla.	W	5-0
1984	5/11	Coral Gables, Fla.	W	5-2
1984	5/12	Coral Gables, Fla.	W	8-3
1985	4/10	Coral Gables, Fla.	W	6-3
1985	4/17	Miami, Fla.	W	4-3
1986	2/25	Coral Gables, Fla.	W	6-0
1986	2/27	Miami, Fla.	W	5-3 (11)
1986	4/16	Miami, Fla.	L	8-9 (13)
1987	4/3	Coral Gables, Fla.	W	7-4
1987	4/4	Coral Gables, Fla.	W	12-1
1987	4/5	Miami, Fla.	L	6-7 (12)
1987	4/28	Coral Gables, Fla.	W	12-3
1988	4/6	Miami, Fla.	W	4-2
1988	4/22	Coral Gables, Fla.	W	8-3
1988	4/23	Coral Gables, Fla.	L	1-2
1989	4/21	Coral Gables, Fla.	W	5-2
1989	4/22	Coral Gables, Fla.	W	7-2
1989	4/23	Miami, Fla.	W	9-6
1990	4/20	Coral Gables, Fla.	W	16-6
1990	4/21	Coral Gables, Fla.	W	6-5
1990	4/22	Miami, Fla.	W	7-1
1991	4/26	Coral Gables, Fla.	L	2-5
1991	4/27	Coral Gables, Fla.	W	12-1

# ALL-TIME SERIES RESULTS

YEAR	DATE	SITE	W/L	SCORE
1991	4/28	Miami, Fla.	W	8-0
1992	2/13	Coral Gables, Fla.	W	6-1
1992	2/14	Coral Gables, Fla.	W	22-1
1992	2/16	Coral Gables, Fla.	W	7-1
1993	2/17	Coral Gables, Fla.	W	4-3
1993	4/6	Coral Gables, Fla.	W	7-3
1993	4/13	Coral Gables, Fla.	W	9-2
1994	2/8	Coral Gables, Fla.	W	11-4
1994	2/15	Coral Gables, Fla.	W	4-0
1994	3/3	Coral Gables, Fla.	W	3-0
1994	5/10	Coral Gables, Fla.	L	5-6
1995	2/21	Coral Gables, Fla.	W	7-4
1995	4/4	Homestead, Fla.	L	2-4
1996	3/21	Coral Gables, Fla.	W	13-6
1996	3/22	Coral Gables, Fla.	W	5-3
1996	3/23	Coral Gables, Fla.	W	5-4
1996	3/24	Coral Gables, Fla.	L	5-6
1997	3/6	Coral Gables, Fla.	W	5-0
1997	3/7	Coral Gables, Fla.	W	3-4
1997	3/8	Coral Gables, Fla.	L	10-3
1997	3/9	Coral Gables, Fla.	W	9-0
1997	5/23+	Coral Gables, Fla.	W	5-2
1998	2/11	Coral Gables, Fla.	W	2-1
1998	3/7	Coral Gables, Fla.	W	12-0
1999	2/10	Miami, Fla.	L	3-4
1999	5/4	Coral Gables, Fla.	L	7-12
1999	5/29+	Coral Gables, Fla.	W	6-4
2000	3/1	Coral Gables, Fla.	L	6-7
2000	3/28	Homestead, Fla.	W	5-2
2000	5/28+	Coral Gables, Fla.	W	14-4
2001	2/7	Miami, Fla.	W	4-3
2001	2/21	Coral Gables, Fla.	L	10-17
2001	2/23	Homestead, Fla.	W	10-2
2001	2/24	Homestead, Fla.	W	2-0
2002	2/6	Miami, Fla.	L	2-6
2002	2/22	Homestead, Fla.	W	6-2
2002	5/2	Coral Gables, Fla.	L	7-9
2002	5/31+	Gainesville, Fla.	W	9-1
2003	2/5	Coral Gables, Fla.	W	12-7
2003	4/16	Miami, Fla.	W	6-4
2004	2/26	Miami, Fla.	L	7-11
2004	2/27	Homestead, Fla.	W	9-7
2004	3/24	Coral Gables, Fla.	L	4-5
2005	2/1	Coral Gables, Fla.	W	7-0
2005	3/23	Miami, Fla.	W	11-3
2006	1/28	Coral Gables, Fla.	W	17-3
2006	1/29	Miami, Fla.	W	5-0
2007	4/4	Coral Gables, Fla.	W	10-9
2007	4/11	Miami, Fla.	W	11-7
2008	4/2	Miami, Fla.	W	13-2
2008	4/23	Coral Gables, Fla.	L	3-6
2015	5/29+	Coral Gables, Fla.	W	6-2
2017	3/7	Coral Gables, Fla.	L	1-12
2017	3/8	Miami, Fla.	L	2-3
2017	4/25	Miami, Fla.	W	8-7
2017	4/26	Coral Gables, Fla.	L	4-5
2018	3/7	Miami, Fla.	L	3-5
2018	4/25	Coral Gables, Fla.	L	6-14
2019	2/27	Miami, Fla.	W	10-8
2019	4/24	Coral Gables, Fla.	W	18-10

**Coral Gables:** Miami leads, 61-19

**Miami:** Miami leads, 28-9

**Neutral Site:** Miami leads, 6-1

## FLORIDA SOUTHERN

### MIAMI LEADS, 58-24

YEAR	DATE	SITE	W/L	SCORE
1947	4/9	Lakeland, Fla.	W	5-3
1947	4/10	Lakeland, Fla.	W	4-1
1947	5/10	Coral Gables, Fla.	W	4-1
1947	5/10	Coral Gables, Fla.	W	3-0
1948	4/23	Lakeland, Fla.	W	6-5 (10)
1948	4/24	Lakeland, Fla.	L	4-8
1948	5/14	Coral Gables, Fla.	W	3-1
1948	5/15	Coral Gables, Fla.	L	2-4
1949	4/1	Coral Gables, Fla.	W	12-2
1949	4/2	Coral Gables, Fla.	W	11-8
1949	4/11	Lakeland, Fla.	L	2-8
1949	4/12	Lakeland, Fla.	W	2-0
1950	4/21	Coral Gables, Fla.	W	7-2
1950	4/22	Coral Gables, Fla.	W	12-2
1950	5/9	Lakeland, Fla.	L	3-4 (13)
1951	5/14	Coral Gables, Fla.	W	7-1
1951	5/15	Coral Gables, Fla.	W	5-0
1954	4/1	Coral Gables, Fla.	W	8-6
1954	4/2	Coral Gables, Fla.	W	11-2
1955	4/18	Lakeland, Fla.	W	3-1
1955	4/19	Lakeland, Fla.	W	6-0
1955	4/29	Coral Gables, Fla.	W	5-4
1955	4/30	Coral Gables, Fla.	W	9-2
1956	4/6	Coral Gables, Fla.	W	4-2
1956	4/7	Coral Gables, Fla.	W	12-5
1956	4/23	Lakeland, Fla.	W	4-2
1956	4/24	Lakeland, Fla.	W	7-1
1957	4/5	Coral Gables, Fla.	W	10-7
1957	4/6	Coral Gables, Fla.	W	8-2
1957	4/19	Lakeland, Fla.	W	11-1
1957	4/20	Lakeland, Fla.	L	2-6
1958	3/14	Lakeland, Fla.	L	4-5 (10)
1958	3/15	Lakeland, Fla.	L	3-7
1958	4/5	Coral Gables, Fla.	W	7-2
1958	4/5	Coral Gables, Fla.	W	4-3
1959	4/22	Lakeland, Fla.	W	6-5
1959	5/1	Coral Gables, Fla.	W	4-2
1959	5/2	Coral Gables, Fla.	W	2-0 (10)
1960	4/9	Lakeland, Fla.	W	12-1
1960	4/30	Coral Gables, Fla.	W	21-0
1961	4/11	Lakeland, Fla.	L	3-5
1961	4/22	Coral Gables, Fla.	W	7-2
1962	4/6	Lakeland, Fla.	L	4-9
1963	4/12	Coral Gables, Fla.	W	9-0
1963	4/13	Coral Gables, Fla.	L	6-8
1963	4/13	Coral Gables, Fla.	W	3-1
1964	4/17	Lakeland, Fla.	W	2-1
1964	4/18	Lakeland, Fla.	L	0-3
1964	4/18	Lakeland, Fla.	W	4-1
1965	4/30	Coral Gables, Fla.	L	2-3
1965	5/1	Coral Gables, Fla.	L	0-5
1965	5/1	Coral Gables, Fla.	W	9-1
1966	3/14	Lakeland, Fla.	W	10-4
1966	3/14	Lakeland, Fla.	W	6-2
1967	3/11	Coral Gables, Fla.	W	0-3
1967	3/11	Coral Gables, Fla.	L	7-13
1968	3/16	Lakeland, Fla.	L	2-6
1968	3/16	Lakeland, Fla.	L	2-3
1969	3/10	Coral Gables, Fla.	L	2-5
1969	3/11	Coral Gables, Fla.	W	15-5
1970	4/10	Lakeland, Fla.	W	8-7 (10)
1970	4/11	Lakeland, Fla.	L	2-3
1971	3/15	Coral Gables, Fla.	W	5-1
1971	3/16	Coral Gables, Fla.	L	5-8

# ALL-TIME SERIES RESULTS

YEAR	DATE	SITE	W/L	SCORE	YEAR	DATE	SITE	W/L	SCORE
1972	4/28	Lakeland, Fla.	L	0-1	1971	4/9	Tallahassee, Fla.	L	5-7
1972	4/29	Lakeland, Fla.	L	4-5	1971	4/10	Tallahassee, Fla.	W	7-4
1973	4/13	Coral Gables, Fla.	W	4-2	1972	3/19	Coral Gables, Fla.	L	4-7
1973	4/14	Coral Gables, Fla.	L	0-5	1972	5/10	Tallahassee, Fla.	W	5-4
1974	3/8	Lakeland, Fla.	L	0-1 (10)	1972	5/11	Tallahassee, Fla.	W	4-3
1974	3/9	Lakeland, Fla.	W	3-2	1972	5/11	Tallahassee, Fla.	L	3-4 (10)
1975	4/23	Coral Gables, Fla.	W	3-2 (10)	1973	2/16	Coral Gables, Fla.	W	5-1
1975	4/24	Coral Gables, Fla.	W	5-4	1973	3/24	Coral Gables, Fla.	L	6-7
1976	3/3	Lakeland, Fla.	W	6-3	1973	3/25	Coral Gables, Fla.	L	2-8
1977	3/5	Coral Gables, Fla.	W	6-5 (12)	1973	4/19	Tallahassee, Fla.	W	10-1
1986	2/28	Coral Gables, Fla.	W	5-4	1973	4/20	Tallahassee, Fla.	L	1-4
1986	3/1	Coral Gables, Fla.	W	9-7	1974	3/16	Coral Gables, Fla.	W	3-2
1987	4/7	Coral Gables, Fla.	W	6-5	1974	3/17	Coral Gables, Fla.	W	4-3
1994	4/19	Coral Gables, Fla.	W	7-6 (11)	1974	4/18	Tallahassee, Fla.	L	1-2
1994	4/20	Coral Gables, Fla.	W	5-1	1974	4/18	Tallahassee, Fla.	L	4-7
2001	5/11	Coral Gables, Fla.	W	12-4	1974	4/20	Tallahassee, Fla.	W	17-3
2001	5/12	Coral Gables, Fla.	W	16-3	1975	3/25	Coral Gables, Fla.	L	0-3
2001	5/13	Coral Gables, Fla.	W	5-4	1975	3/26	Coral Gables, Fla.	W	2-0
					1975	3/26	Coral Gables, Fla.	L	7-10
					1975	4/4	Tallahassee, Fla.	L	0-8
					1975	4/5	Tallahassee, Fla.	L	2-5
					1975	5/23+	Starkville, Miss.	L	0-1
					1975	5/24+	Starkville, Miss.	L	5-6
					1976	2/23	Coral Gables, Fla.	L	1-5
					1976	5/5	Tallahassee, Fla.	W	6-1
					1976	5/6	Tallahassee, Fla.	W	9-7
					1976	5/6	Tallahassee, Fla.	L	4-20
					1977	4/19	Tallahassee, Fla.	L	10-14
					1977	4/20	Tallahassee, Fla.	W	10-4
					1977	4/25	Coral Gables, Fla.	W	12-10
					1977	4/26	Coral Gables, Fla.	W	12-3
					1977	4/26	Coral Gables, Fla.	W	10-2
					1978	5/20+	Coral Gables, Fla.	W	7-2
					1979	3/30	Coral Gables, Fla.	W	4-3
					1979	3/31	Coral Gables, Fla.	W	5-3
					1979	4/11	Tallahassee, Fla.	L	2-9
					1979	4/12	Tallahassee, Fla.	L	2-3 (11)
					1980	2/22	Coral Gables, Fla.	W	10-0
					1980	2/23	Coral Gables, Fla.	W	4-3
					1980	2/24	Coral Gables, Fla.	L	8-9
					1980	5/3	Tallahassee, Fla.	W	10-6
					1980	5/4	Tallahassee, Fla.	L	5-7
					1980	5/5	Tallahassee, Fla.	W	7-5
					1981	3/6	Coral Gables, Fla.	W	10-8
					1981	3/7	Coral Gables, Fla.	W	19-4
					1981	3/8	Coral Gables, Fla.	W	3-2
					1981	5/2	Tallahassee, Fla.	L	4-5
					1981	5/3	Tallahassee, Fla.	W	4-3
					1981	5/4	Tallahassee, Fla.	W	14-6
					1981	5/23+	Coral Gables, Fla.	W	4-3 (10)
					1982	3/26	Tallahassee, Fla.	W	6-5 (10)
					1982	3/27	Tallahassee, Fla.	L	3-5
					1982	3/28	Tallahassee, Fla.	L	3-9
					1982	5/7	Coral Gables, Fla.	W	11-5
					1982	5/8	Coral Gables, Fla.	L	2-9
					1982	5/9	Coral Gables, Fla.	T	7-7 (5)
					1983	2/25	Coral Gables, Fla.	W	9-0
					1983	2/26	Coral Gables, Fla.	W	4-2
					1983	4/15	Tallahassee, Fla.	L	5-6
					1983	4/16	Tallahassee, Fla.	L	3-4
					1983	4/17	Tallahassee, Fla.	L	0-5
					1983	5/29+	Tallahassee, Fla.	W	10-5
					1984	2/4	Coral Gables, Fla.	W	10-4
					1984	2/24	Coral Gables, Fla.	W	7-0
					1984	2/25	Coral Gables, Fla.	W	14-5
					1984	2/26	Coral Gables, Fla.	L	6-7
					1984	4/13	Tallahassee, Fla.	L	2-3
					1984	4/14	Tallahassee, Fla.	W	4-3
					1984	4/15	Tallahassee, Fla.	L	4-5 (11)
					1985	2/22	Coral Gables, Fla.	L	2-5
					1985	2/23	Coral Gables, Fla.	W	15-4
					1985	2/24	Coral Gables, Fla.	W	6-5 (10)

**Coral Gables:** Miami leads, 41-8

**Lakeland:** Miami leads, 17-16

## FLORIDA STATE

### FLORIDA STATE LEADS 153-132-4

YEAR	DATE	SITE	W/L	SCORE
1951	3/22	Coral Gables, Fla.	W	11-2
1951	3/23	Coral Gables, Fla.	L	4-13
1952	4/4	Tallahassee, Fla.	L	1-3
1952	4/5	Tallahassee, Fla.	L	0-7
1955	4/15	Coral Gables, Fla.	L	3-4
1955	4/16	Coral Gables, Fla.	W	5-4
1956	4/27	Tallahassee, Fla.	L	5-13
1956	4/28	Tallahassee, Fla.	L	0-2
1957	4/16	Tallahassee, Fla.	L	3-15
1957	4/17	Tallahassee, Fla.	L	3-21
1957	4/30	Coral Gables, Fla.	L	3-15
1957	4/30	Coral Gables, Fla.	W	2-1
1958	4/18	Tallahassee, Fla.	L	0-18
1958	4/19	Tallahassee, Fla.	W	12-7
1958	5/5	Coral Gables, Fla.	L	2-9
1958	5/6	Coral Gables, Fla.	L	1-6
1960	3/14	Coral Gables, Fla.	L	3-6
1960	3/15	Coral Gables, Fla.	L	6-10
1960	5/13	Tallahassee, Fla.	L	3-16
1960	5/14	Tallahassee, Fla.	L	5-9
1961	4/17	Coral Gables, Fla.	L	0-2
1961	4/18	Coral Gables, Fla.	L	6-14
1962	4/16	Tallahassee, Fla.	W	6-4
1962	4/17	Tallahassee, Fla.	L	8-9 (10)
1963	4/1	Coral Gables, Fla.	L	1-2
1963	4/2	Coral Gables, Fla.	W	4-1
1965	3/12	Coral Gables, Fla.	L	4-7
1965	3/13	Coral Gables, Fla.	L	4-9
1965	3/13	Coral Gables, Fla.	T	9-9
1966	4/8	Tallahassee, Fla.	W	6-1
1966	4/9	Tallahassee, Fla.	L	2-10
1967	3/3	Coral Gables, Fla.	L	4-9
1967	3/4	Coral Gables, Fla.	L	5-6
1968	4/19	Tallahassee, Fla.	L	1-4
1968	4/20	Tallahassee, Fla.	L	6-7
1969	3/7	Coral Gables, Fla.	L	2-6
1969	3/8	Coral Gables, Fla.	L	0-5
1970	3/21	Tallahassee, Fla.	L	1-10
1970	3/22	Tallahassee, Fla.	L	3-8
1970	5/8	Tallahassee, Fla.	L	4-11
1970	5/9	Tallahassee, Fla.	L	2-6
1971	3/20	Coral Gables, Fla.	L	4-5 (10)
1971	3/21	Coral Gables, Fla.	W	5-4 (10)

# ALL-TIME SERIES RESULTS

YEAR	DATE	SITE	W/L	SCORE	YEAR	DATE	SITE	W/L	SCORE
1985	4/12	Tallahassee, Fla.	W	3-2	1996	4/14	Coral Gables, Fla.	W	7-4
1985	4/13	Tallahassee, Fla.	L	5-13	1997	4/11	Tallahassee, Fla.	W	9-5
1985	4/14	Tallahassee, Fla.	W	8-5	1997	4/12	Tallahassee, Fla.	W	8-5
1986	4/11	Tallahassee, Fla.	L	1-6	1997	4/13	Tallahassee, Fla.	L	7-8
1986	4/12	Tallahassee, Fla.	W	4-3	1997	5/2	Coral Gables, Fla.	W	9-1
1986	4/13	Tallahassee, Fla.	L	3-8	1997	5/3	Coral Gables, Fla.	W	7-6
1986	5/2	Coral Gables, Fla.	W	11-10	1997	5/4	Coral Gables, Fla.	L	3-7
1986	5/3	Coral Gables, Fla.	L	6-14	1998	4/3	Tallahassee, Fla.	W	9-4
1986	5/4	Coral Gables, Fla.	W	7-5	1998	4/4	Tallahassee, Fla.	W	8-2
1986	6/3#	Omaha, Neb.	L	2-7	1998	4/5	Tallahassee, Fla.	W	9-6
1986	6/8#	Omaha, Neb.	L	3-4	1998	5/1	Coral Gables, Fla.	W	7-1
1987	4/10	Tallahassee, Fla.	L	3-14	1998	5/2	Coral Gables, Fla.	L	5-11
1987	4/11	Tallahassee, Fla.	W	11-6	1998	5/3	Coral Gables, Fla.	L	4-5
1987	4/12	Tallahassee, Fla.	W	11-10 (11)	1999	4/16	Tallahassee, Fla.	L	2-8
1987	5/1	Coral Gables, Fla.	W	4-3	1999	4/17	Tallahassee, Fla.	W	4-3
1987	5/2	Coral Gables, Fla.	L	4-6	1999	4/18	Tallahassee, Fla.	W	8-7
1987	5/3	Coral Gables, Fla.	L	6-8	1999	4/23	Coral Gables, Fla.	W	8-7
1987	5/22+	Tallahassee, Fla.	L	2-5	1999	4/24	Coral Gables, Fla.	W	9-4
1988	4/8	Tallahassee, Fla.	W	8-3	1999	4/25	Coral Gables, Fla.	W	9-8
1988	4/9	Tallahassee, Fla.	L	8-20	1999	6/19#	Omaha, Neb.	W	6-5
1988	4/10	Tallahassee, Fla.	T	5-5 (8)	2000	4/7	Tallahassee, Fla.	L	13-14 (17)
1988	5/6	Coral Gables, Fla.	L	5-6	2000	4/8	Tallahassee, Fla.	L	2-12
1988	5/7	Coral Gables, Fla.	W	9-7	2000	4/9	Tallahassee, Fla.	L	4-5
1988	5/8	Coral Gables, Fla.	L	3-6	2000	4/14	Coral Gables, Fla.	W	7-3
1989	4/7	Tallahassee, Fla.	L	0-3	2000	4/15	Coral Gables, Fla.	W	7-3
1989	4/8	Tallahassee, Fla.	W	8-1	2000	4/16	Coral Gables, Fla.	L	3-14
1989	4/9	Tallahassee, Fla.	L	3-11	2000	6/2S	Tallahassee, Fla.	L	2-9
1989	5/5	Coral Gables, Fla.	W	11-2	2000	6/3S	Tallahassee, Fla.	W	7-5
1989	5/6	Coral Gables, Fla.	W	8-2	2000	6/4S	Tallahassee, Fla.	L	1-6
1989	5/7	Coral Gables, Fla.	L	4-8	2001	4/13	Coral Gables, Fla.	L	9-10
1990	4/13	Tallahassee, Fla.	L	3-7	2001	4/14	Coral Gables, Fla.	W	5-4
1990	4/14	Tallahassee, Fla.	W	8-5	2001	4/15	Coral Gables, Fla.	W	7-1
1990	4/15	Tallahassee, Fla.	W	8-3	2001	4/20	Tallahassee, Fla.	W	7-5
1990	5/4	Coral Gables, Fla.	W	7-3	2001	4/21	Tallahassee, Fla.	W	9-6
1990	5/5	Coral Gables, Fla.	L	2-6	2001	4/22	Tallahassee, Fla.	W	7-4
1990	5/6	Coral Gables, Fla.	L	4-8	2002	4/5	Tallahassee, Fla.	L	3-13
1991	4/12	Tallahassee, Fla.	L	2-7	2002	4/6	Tallahassee, Fla.	W	5-2
1991	4/13	Tallahassee, Fla.	L	4-12	2002	4/7	Tallahassee, Fla.	L	7-9
1991	4/14	Tallahassee, Fla.	L	5-8	2002	4/12	Coral Gables, Fla.	L	4-6
1991	5/3	Coral Gables, Fla.	L	2-3	2002	4/13	Coral Gables, Fla.	L	3-9
1991	5/4	Coral Gables, Fla.	L	1-4	2002	4/14	Coral Gables, Fla.	L	11-17
1991	5/5	Coral Gables, Fla.	W	8-6	2003	4/18	Coral Gables, Fla.	L	2-4
1992	4/10	Tallahassee, Fla.	W	10-6	2003	4/19	Coral Gables, Fla.	L	4-6
1992	4/11	Tallahassee, Fla.	W	6-3	2003	4/20	Coral Gables, Fla.	T	7-7 (11)
1992	4/12	Tallahassee, Fla.	W	6-5	2003	4/25	Tallahassee, Fla.	L	0-1
1992	4/24	Coral Gables, Fla.	W	7-3	2003	4/26	Tallahassee, Fla.	W	14-3
1992	4/25	Coral Gables, Fla.	W	5-4	2003	4/27	Tallahassee, Fla.	L	0-12
1992	4/26	Coral Gables, Fla.	L	2-3	2004	4/9	Tallahassee, Fla.	L	5-6
1993	4/9	Tallahassee, Fla.	L	0-7	2004	4/10	Tallahassee, Fla.	W	17-11
1993	4/10	Tallahassee, Fla.	L	1-8	2004	4/11	Tallahassee, Fla.	W	4-0
1993	4/11	Tallahassee, Fla.	L	2-6	2004	4/16	Coral Gables, Fla.	W	10-0
1993	4/23	Coral Gables, Fla.	L	0-1	2004	4/17	Coral Gables, Fla.	W	7-3
1993	4/24	Coral Gables, Fla.	W	14-13 (10)	2004	4/18	Coral Gables, Fla.	L	3-10
1993	4/25	Coral Gables, Fla.	W	4-3 (12)	2005	4/22	Coral Gables, Fla.	W	5-2
1994	4/8	Tallahassee, Fla.	L	3-6	2005	4/23	Coral Gables, Fla.	W	5-3
1994	4/9	Tallahassee, Fla.	W	5-1	2005	4/24	Coral Gables, Fla.	L	1-13
1994	4/10	Tallahassee, Fla.	W	2-1	2006	4/15	Tallahassee, Fla.	W	7-3
1994	4/15	Coral Gables, Fla.	L	1-6	2006	4/16	Tallahassee, Fla.	L	1-16
1994	4/16	Coral Gables, Fla.	W	8-0	2006	4/17	Tallahassee, Fla.	W	7-5
1994	4/17	Coral Gables, Fla.	L	2-7	2007	4/27	Coral Gables, Fla.	L	6-7
1995	4/7	Tallahassee, Fla.	L	1-9	2007	4/28	Coral Gables, Fla.	L	8-13
1995	4/8	Tallahassee, Fla.	W	6-5	2007	4/29	Coral Gables, Fla.	W	7-1
1995	4/9	Tallahassee, Fla.	L	2-3	2007	5/25%	Jacksonville, Fla.	W	9-3
1995	4/14	Coral Gables, Fla.	L	6-9	2008	4/18	Tallahassee, Fla.	W	11-4
1995	4/15	Coral Gables, Fla.	L	1-10	2008	4/19	Tallahassee, Fla.	L	5-9
1995	4/16	Coral Gables, Fla.	W	3-2	2008	4/20	Tallahassee, Fla.	W	11-10
1995	6/4#	Omaha, Neb.	W	4-2	2008	6/16#	Omaha, Neb.	W	7-5
1996	4/5	Tallahassee, Fla.	L	2-13	2009	4/3	Coral Gables, Fla.	L	6-14
1996	4/6	Tallahassee, Fla.	W	13-2	2009	4/4	Coral Gables, Fla.	W	4-4
1996	4/7	Tallahassee, Fla.	L	1-15	2009	4/5	Coral Gables, Fla.	W	14-8
1996	4/12	Coral Gables, Fla.	W	6-2	2009	5/21%	Jacksonville, Fla.	L	2-4
1996	4/13	Coral Gables, Fla.	W	9-8	2010	4/23	Tallahassee, Fla.	W	6-5

# ALL-TIME SERIES RESULTS

YEAR	DATE	SITE	W/L	SCORE
2010	4/24	Tallahassee, Fla.	L	7-8
2010	4/25	Tallahassee, Fla.	L	6-7
2010	5/26%	Greensboro, N.C.	W	9-3
2011	4/29	Coral Gables, Fla.	L	5-6
2011	4/30	Coral Gables, Fla.	L	0-2
2011	5/1	Coral Gables, Fla.	W	5-1
2012	4/20	Tallahassee, Fla.	L	2-11
2012	4/21	Tallahassee, Fla.	L	1-6
2012	4/22	Tallahassee, Fla.	L	7-8
2013	4/5	Coral Gables, Fla.	L	2-4
2013	4/6	Coral Gables, Fla.	W	6-0
2013	4/7	Coral Gables, Fla.	L	1-5
2014	2/28	Tallahassee, Fla.	W	3-1
2014	3/1	Tallahassee, Fla.	L	2-10
2014	3/2	Tallahassee, Fla.	L	6-13
2015	4/24	Coral Gables, Fla.	L	7-8 (17)
2015	4/25	Coral Gables, Fla.	L	5-15
2015	4/26	Coral Gables, Fla.	W	12-0
2016	5/19	Tallahassee, Fla.	W	4-2
2016	5/21	Tallahassee, Fla.	W	8-5
2016	5/21	Tallahassee, Fla.	L	2-3 (10)
2016	5/28%	Durham, N.C.	L	4-5
2017	4/21	Coral Gables, Fla.	L	3-6
2017	4/22	Coral Gables, Fla.	W	5-4 (10)
2018	4/27	Tallahassee, Fla.	L	0-2
2018	4/28	Tallahassee, Fla.	L	1-10
2018	4/29	Tallahassee, Fla.	W	11-5
2019	4/5	Coral Gables, Fla.	W	11-0
2019	4/6	Coral Gables, Fla.	W	4-0
2019	4/7	Coral Gables, Fla.	L	5-6

**Coral Gables:** Miami leads, 69-61-3

**Tallahassee:** Florida State leads, 81-58-1

**Neutral Site:** Florida State leads, 6-5

## FLORIDA TECH

### MIAMI LEADS, 8-2

YEAR	DATE	SITE	W/L	SCORE
1973	4/7	Melbourne, Fla.	W	19-2
1973	5/11	Coral Gables, Fla.	W	6-0
1973	5/12	Coral Gables, Fla.	W	10-1
1974	3/3	Coral Gables, Fla.	W	3-0
1974	3/3	Coral Gables, Fla.	L	1-7
1975	5/9	Orlando, Fla.	L	0-1
1978	2/17	Coral Gables, Fla.	W	5-0
1978	3/9	Orlando, Fla.	W	27-3
1978	3/10	Orlando, Fla.	W	10-1
1978	3/11	Orlando, Fla.	W	7-4

**Coral Gables:** Miami leads, 4-1

**Melbourne:** Miami leads, 1-0

**Neutral Site:** Miami leads, 3-1

## FORDHAM

### MIAMI LEADS, 9-1

YEAR	DATE	SITE	W/L	SCORE
1984	3/19	Coral Gables, Fla.	W	17-0
1984	3/22	Coral Gables, Fla.	W	11-4
1993	5/14	Coral Gables, Fla.	W	6-1
1993	5/15	Coral Gables, Fla.	W	8-0
2006	3/14	Coral Gables, Fla.	W	6-0
2007	3/2	Coral Gables, Fla.	W	14-8
2007	3/3	Coral Gables, Fla.	W	8-1
2007	3/4	Coral Gables, Fla.	W	10-9
2010	3/16	Coral Gables, Fla.	L	3-4
2010	3/17	Coral Gables, Fla.	W	9-8

**Coral Gables:** Miami leads, 9-1

## FRESNO STATE

### MIAMI LEADS, 1-0

YEAR	DATE	SITE	W/L	SCORE
1988	6/6#	Omaha, Neb.	W	8-4

**Neutral Site:** Miami leads, 1-0

## FORT LAUDERDALE COLLEGE

### MIAMI LEADS, 2-0

YEAR	DATE	SITE	W/L	SCORE
1983	5/17	Coral Gables, Fla.	W	27-10
1983	5/18	Coral Gables, Fla.	W	6-1

**Coral Gables:** Miami leads, 2-0

## FURMAN

### MIAMI LEADS, 9-1

YEAR	DATE	SITE	W/L	SCORE
1960	3/28	Coral Gables, Fla.	W	2-1
1960	3/29	Coral Gables, Fla.	W	6-3
1965	4/1	Coral Gables, Fla.	W	6-5
1965	4/2	Coral Gables, Fla.	W	14-2
1965	4/3	Coral Gables, Fla.	W	7-3
1966	4/13	Tallahassee, Fla.	L	4-6
1967	3/27	Coral Gables, Fla.	W	12-1
1967	3/28	Coral Gables, Fla.	W	6-2
1967	3/29	Coral Gables, Fla.	W	7-4
1998	3/7	Coral Gables, Fla.	W	6-2

**Coral Gables:** Miami leads, 8-1

**Neutral Site:** Furman leads, 1-0

## GEORGE WASHINGTON

### MIAMI LEADS, 11-1

YEAR	DATE	SITE	W/L	SCORE
1981	3/9	Coral Gables, Fla.	W	6-3
1982	3/16	Coral Gables, Fla.	W	12-0
1982	3/18	Coral Gables, Fla.	W	16-2
1984	3/15	Coral Gables, Fla.	W	17-0
1991	3/10	Coral Gables, Fla.	W	17-5
1991	3/11	Coral Gables, Fla.	W	5-1
1996	2/16	Coral Gables, Fla.	W	6-0
1996	2/17	Coral Gables, Fla.	W	14-1

# ALL-TIME SERIES RESULTS

YEAR	DATE	SITE	W/L	SCORE
1996	2/18	Coral Gables, Fla.	W	19-3
2005	2/25	Coral Gables, Fla.	W	12-1
2005	2/26	Coral Gables, Fla.	L	4-5
2005	2/27	Coral Gables, Fla.	W	16-3

**Coral Gables:** Miami leads, 11-1

## GEORGETOWN

### MIAMI LEADS, 4-0

YEAR	DATE	SITE	W/L	SCORE
1987	3/9	Coral Gables, Fla.	W	5-1
1988	3/10	Coral Gables, Fla.	W	8-2
1990	3/18	Coral Gables, Fla.	W	12-1
1993	3/10	Coral Gables, Fla.	W	9-5

**Coral Gables:** Miami leads, 4-0

## GEORGIA

### GEORGIA LEADS, 3-2

YEAR	DATE	SITE	W/L	SCORE
1965	4/14	Athens, Ga.	L	3-6
1995	2/11	Kissimmee, Fla.	W	12-10
1999	3/5	Coral Gables, Fla.	L	3-4
1999	3/7	Coral Gables, Fla.	W	8-1
2008	6/14#	Omaha, Neb.	L	4-7

**Coral Gables:** Tied, 1-1

**Athens:** Georgia leads, 1-0

**Neutral Site:** Tied, 1-1

## GEORGIA SOUTHERN

### MIAMI LEADS, 14-10

YEAR	DATE	SITE	W/L	SCORE
1966	4/15	Statesboro, Ga.	L	2-7
1966	4/16	Statesboro, Ga.	L	0-5
1967	4/17	Statesboro, Ga.	L	3-4 (10)
1967	4/18	Statesboro, Ga.	L	2-3
1973	5/25+	Starkville, Miss.	L	0-1
1973	5/29+	Starkville, Miss.	L	1-4
1974	5/23+	Starkville, Miss.	W	2-1
1976	5/3	Statesboro, Ga.	L	1-6
1976	5/4	Statesboro, Ga.	W	8-2
1977	4/8	Coral Gables, Fla.	W	10-1
1977	4/9	Coral Gables, Fla.	W	4-3
1978	5/9	Statesboro, Ga.	W	6-1
1978	5/10	Statesboro, Ga.	W	7-5
1979	3/22	Coral Gables, Fla.	W	7-4
1979	3/23	Coral Gables, Fla.	W	10-6
1982	5/11	Statesboro, Ga.	L	5-6 (11)
1982	5/12	Statesboro, Ga.	W	14-6
1987	5/21+	Tallahassee, Fla.	L	6-11
1991	5/10	Coral Gables, Fla.	W	4-2
1991	5/11	Coral Gables, Fla.	W	7-0
1991	5/12	Coral Gables, Fla.	W	10-5
1998	5/15	Coral Gables, Fla.	W	7-1
1998	5/16	Coral Gables, Fla.	W	13-0
1998	5/17	Coral Gables, Fla.	L	1-2

**Coral Gables:** Miami leads, 9-1

**Statesboro:** Georgia Southern leads, 6-4

**Neutral Site:** Georgia Southern leads, 3-1

## GEORGIA STATE

### MIAMI LEADS, 3-0

YEAR	DATE	SITE	W/L	SCORE
1993	3/26	Coral Gables, Fla.	W	13-2
1993	3/27	Coral Gables, Fla.	W	9-6
1993	3/27	Coral Gables, Fla.	W	19-1

**Coral Gables:** Miami leads, 3-0

## GEORGIA TECH

### MIAMI LEADS, 63-39-2

YEAR	DATE	SITE	W/L	SCORE
1958	3/21	Coral Gables, Fla.	W	7-6
1958	3/22	Coral Gables, Fla.	W	7-4
1959	3/25	Coral Gables, Fla.	W	4-3
1959	3/27	Coral Gables, Fla.	T	2-2
1959	3/28	Coral Gables, Fla.	L	3-15
1959	3/28	Coral Gables, Fla.	L	0-4
1960	3/24	Coral Gables, Fla.	W	5-1
1960	3/26	Coral Gables, Fla.	W	4-2
1961	3/23	Coral Gables, Fla.	W	10-3
1961	3/25	Coral Gables, Fla.	T	5-5
1965	4/12	Atlanta, Ga.	W	5-1
1965	4/13	Atlanta, Ga.	W	2-1
1966	5/13	Atlanta, Ga.	W	4-1
1966	5/14	Atlanta, Ga.	L	3-5
1967	4/21	Atlanta, Ga.	L	2-6
1967	4/22	Atlanta, Ga.	L	1-2
1967	4/22	Atlanta, Ga.	L	2-4
1971	5/27+	Gastonia, N.C.	W	4-3
1971	5/29+	Gastonia, N.C.	L	3-5
1978	4/16	Atlanta, Ga.	W	18-3
1982	5/14	Atlanta, Ga.	W	10-7
1982	5/15	Atlanta, Ga.	W	13-3
1983	2/21	Coral Gables, Fla.	L	1-4
1983	2/22	Coral Gables, Fla.	W	10-7
1983	2/23	Coral Gables, Fla.	W	10-4
1986	5/25+	Coral Gables, Fla.	W	7-6 (10)
1986	5/26+	Coral Gables, Fla.	W	15-9 (10)
1988	5/28+	Coral Gables, Fla.	W	4-2
1989	5/26+	Gainesville, Fla.	L	7-9
1991	5/17	Atlanta, Ga.	L	5-9
1991	5/18	Atlanta, Ga.	W	10-7
1991	5/19	Atlanta, Ga.	W	7-1
1992	5/15	Coral Gables, Fla.	W	6-2
1992	5/16	Coral Gables, Fla.	W	4-3
1992	5/17	Coral Gables, Fla.	W	6-5 (13)
1997	4/4	Coral Gables, Fla.	W	10-1
1997	4/5	Coral Gables, Fla.	W	9-4
1997	4/6	Coral Gables, Fla.	W	12-0
1998	4/24	Atlanta, Ga.	L	7-22
1998	4/25	Atlanta, Ga.	W	8-5
1998	4/26	Atlanta, Ga.	W	9-8
2000	5/6	Coral Gables, Fla.	L	2-10
2000	5/7	Coral Gables, Fla.	W	3-2
2000	5/8	Coral Gables, Fla.	W	7-5
2002	5/10	Atlanta, Ga.	L	6-7
2002	5/11	Atlanta, Ga.	W	10-2
2002	5/12	Atlanta, Ga.	L	8-16
2003	3/28	Coral Gables, Fla.	W	7-6
2003	3/29	Coral Gables, Fla.	W	13-8
2003	3/30	Coral Gables, Fla.	W	17-16
2004	4/2	Atlanta, Ga.	L	4-17
2004	4/3	Atlanta, Ga.	W	9-7
2004	4/4	Atlanta, Ga.	W	16-13
2005	3/25	Coral Gables, Fla.	W	20-1



# ALL-TIME SERIES RESULTS

YEAR	DATE	SITE	W/L	SCORE
2005	3/26	Coral Gables, Fla.	L	7-17
2005	3/27	Coral Gables, Fla.	L	10-11
2006	5/18	Atlanta, Ga.	W	8-7
2006	5/19	Atlanta, Ga.	L	5-14
2006	5/20	Atlanta, Ga.	L	7-12
2006	5/24%	Jacksonville, Fla.	L	1-2
2006	5/26%	Jacksonville, Fla.	L	4-7
2007	4/6	Coral Gables, Fla.	L	2-9
2007	4/7	Coral Gables, Fla.	W	5-2
2007	4/8	Coral Gables, Fla.	W	8-7
2008	4/12	Atlanta, Ga.	W	10-5
2008	4/12	Atlanta, Ga.	W	15-5
2008	4/13	Atlanta, Ga.	W	9-3
2008	5/22%	Jacksonville, Fla.	W	15-12
2009	3/27	Coral Gables, Fla.	L	9-13
2009	3/28	Coral Gables, Fla.	L	4-6
2009	3/29	Coral Gables, Fla.	W	6-2
2009	5/20%	Durham, N.C.	W	8-6
2010	5/14	Atlanta, Ga.	L	3-14
2010	5/15	Atlanta, Ga.	W	9-2
2010	5/16	Atlanta, Ga.	L	3-6
2011	3/25	Coral Gables, Fla.	L	3-8
2011	3/26	Coral Gables, Fla.	L	3-12
2011	3/27	Coral Gables, Fla.	L	1-3
2012	5/17	Atlanta, Ga.	W	5-4
2012	5/18	Atlanta, Ga.	W	8-6
2012	5/19	Atlanta, Ga.	L	1-2
2012	5/27%	Greensboro, N.C.	L	5-8
2013	5/16	Coral Gables, Fla.	W	8-3
2013	5/17	Coral Gables, Fla.	W	11-7
2013	5/18	Coral Gables, Fla.	L	1-10
2014	3/14	Atlanta, Ga.	W	10-8
2014	3/15	Atlanta, Ga.	L	7-13
2014	3/15	Atlanta, Ga.	L	2-3 (10)
2014	5/21%	Greensboro, N.C.	L	3-6
2015	5/14	Coral Gables, Fla.	W	3-0
2015	5/15	Coral Gables, Fla.	W	22-1
2015	5/16	Coral Gables, Fla.	W	17-4
2016	5/7	Atlanta, Ga.	L	1-12
2016	5/8	Atlanta, Ga.	W	12-2
2016	5/9	Atlanta, Ga.	W	17-6
2016	5/25%	Durham, N.C.	W	4-0
2017	3/10	Coral Gables, Fla.	W	10-8
2017	3/11	Coral Gables, Fla.	L	5-7 (11)
2017	3/12	Coral Gables, Fla.	W	17-7
2017	5/23%	Louisville, Ky.	W	6-5 (13)
2018	3/30	Atlanta, Ga.	L	1-6
2018	3/31	Atlanta, Ga.	L	4-13
2018	4/1	Atlanta, Ga.	L	1-4
2019	3/8	Coral Gables, Fla.	L	4-5 (10)
2019	3/9	Coral Gables, Fla.	W	6-5
2019	3/10	Coral Gables, Fla.	W	9-6

Coral Gables: Miami leads, 35-15-2

Atlanta: Miami leads, 23-20

Neutral Site: Georgia Tech leads, 6-5

## GEORGIA-ATLANTA

### MIAMI LEADS, 1-0

YEAR	DATE	SITE	W/L	SCORE
1953	3/27	Coral Gables, Fla.	W	9-5

Coral Gables: Miami leads, 1-0

## GLASSBORO STATE

### MIAMI LEADS, 2-1

YEAR	DATE	SITE	W/L	SCORE
1978	3/28	Coral Gables, Fla.	W	7-6
1979	3/28	Coral Gables, Fla.	L	1-3
1979	3/29	Coral Gables, Fla.	W	9-4

Coral Gables: Miami leads, 2-1

## HARVARD

### MIAMI LEADS, 8-1

YEAR	DATE	SITE	W/L	SCORE
1974	6/7#	Omaha, Neb.	W	4-1
1997	3/27	Coral Gables, Fla.	W	10-2
1997	3/28	Coral Gables, Fla.	W	22-4
1997	3/29	Coral Gables, Fla.	L	6-9
1998	3/27	Coral Gables, Fla.	W	7-0
1998	3/28	Coral Gables, Fla.	W	13-0
1998	3/29	Coral Gables, Fla.	W	9-2
2000	3/30	Coral Gables, Fla.	W	6-0
2003	3/26	Homestead, Fla.	W	10-9

Coral Gables: Miami leads, 6-1

Neutral Site: Miami leads, 2-0

## HAVANA

### MIAMI LEADS, 2-0

YEAR	DATE	SITE	W/L	SCORE
1951	5/11	Coral Gables, Fla.	W	10-1
1951	5/12	Coral Gables, Fla.	W	11-1

Coral Gables: Miami leads, 2-0

## HAWAII

### MIAMI LEADS, 3-2

YEAR	DATE	SITE	W/L	SCORE
1980	6/3#	Omaha, Neb.	L	3-9
1997	1/16	Honolulu, Hawaii	L	2-3
1997	1/17	Honolulu, Hawaii	W	14-7
1997	1/18	Honolulu, Hawaii	W	10-7
1997	1/19	Honolulu, Hawaii	W	13-11

Honolulu: Miami leads, 3-1

Neutral Site: Hawaii leads, 1-0

## HIGH POINT

### MIAMI LEADS, 3-0

YEAR	DATE	SITE	W/L	SCORE
2005	2/4	Coral Gables, Fla.	W	12-5
2005	2/5	Coral Gables, Fla.	W	7-6 (10)
2005	2/6	Coral Gables, Fla.	W	10-1

Coral Gables: Miami leads, 3-0

# ALL-TIME SERIES RESULTS

## HOFSTRA

### MIAMI LEADS, 2-1

YEAR	DATE	SITE	W/L	SCORE
2011	5/6	Coral Gables, Fla.	W	16-4
2011	5/7	Coral Gables, Fla.	W	9-3
2011	5/8	Coral Gables, Fla.	L	0-5

Coral Gables: Miami leads, 2-1

## HONDURAS

### MIAMI LEADS, 3-0

YEAR	DATE	SITE	W/L	SCORE
1970	3/1	Coral Gables, Fla.	W	3-1
1970	3/2	Coral Gables, Fla.	W	3-2
1970	3/3	Coral Gables, Fla.	W	13-2

Coral Gables: Miami leads, 3-0

## HOUSTON

### HOUSTON LEADS, 1-0

YEAR	DATE	SITE	W/L	SCORE
2002	3/3	Fullerton, Calif.	L	6-8

Neutral Site: Houston leads, 1-0

## HOWARD

### MIAMI LEADS, 2-0

YEAR	DATE	SITE	W/L	SCORE
1978	3/27	Coral Gables, Fla.	W	12-2
1979	4/8	Coral Gables, Fla.	W	10-4

Coral Gables: Miami leads, 2-0

## ILLINOIS

### MIAMI LEADS, 15-3

YEAR	DATE	SITE	W/L	SCORE
1992	3/10	Coral Gables, Fla.	L	5-14
1992	3/11	Coral Gables, Fla.	W	7-1
1993	2/12	Coral Gables, Fla.	W	8-3
1993	2/13	Coral Gables, Fla.	W	4-3 (13)
1993	2/14	Coral Gables, Fla.	L	4-6
1994	3/5	Coral Gables, Fla.	W	7-1
1994	3/6	Coral Gables, Fla.	W	6-2
1995	3/3	Coral Gables, Fla.	W	4-2
1995	3/4	Coral Gables, Fla.	W	16-0
1995	3/5	Coral Gables, Fla.	L	4-7
1996	3/1	Coral Gables, Fla.	W	14-10
1996	3/2	Coral Gables, Fla.	W	10-0
1996	3/3	Coral Gables, Fla.	W	6-4
1997	3/14	Coral Gables, Fla.	W	5-2
1997	3/15	Coral Gables, Fla.	W	12-1
1997	3/16	Coral Gables, Fla.	W	3-2
1998	3/6	Coral Gables, Fla.	W	15-1
1998	3/8	Coral Gables, Fla.	W	12-7

Coral Gables: Miami leads, 15-3

## ILLINOIS STATE

### MIAMI LEADS, 6-2

YEAR	DATE	SITE	W/L	SCORE
1992	3/13	Coral Gables, Fla.	W	10-2
1992	3/14	Coral Gables, Fla.	W	3-0
1997	3/12	Coral Gables, Fla.	W	17-3
2011	3/8	Coral Gables, Fla.	W	5-4 (11)
2011	3/9	Coral Gables, Fla.	L	2-9
2012	3/3	Coral Gables, Fla.	W	11-6
2013	3/12	Coral Gables, Fla.	L	6-17
2013	3/13	Coral Gables, Fla.	W	9-2

Coral Gables: Miami leads, 6-2

## ILLINOIS-CHICAGO

### MIAMI LEADS, 5-0

YEAR	DATE	SITE	W/L	SCORE
1983	3/23	Coral Gables, Fla.	W	5-3
1983	3/24	Coral Gables, Fla.	W	17-3
2004	3/19	Coral Gables, Fla.	W	6-3
2004	3/20	Coral Gables, Fla.	W	6-4
2004	3/21	Coral Gables, Fla.	W	13-1

Coral Gables: Miami leads, 5-0

## INDIANA

### MIAMI LEADS, 6-0

YEAR	DATE	SITE	W/L	SCORE
1974	3/11	Coral Gables, Fla.	W	7-4
1974	3/12	Coral Gables, Fla.	W	4-2
1974	3/12	Coral Gables, Fla.	W	7-6
2006	3/3	Coral Gables, Fla.	W	4-0
2006	3/4	Coral Gables, Fla.	W	7-2
2006	3/5	Coral Gables, Fla.	W	6-2

Coral Gables: Miami leads, 6-0

## INDIANA STATE

### MIAMI LEADS, 5-0

YEAR	DATE	SITE	W/L	SCORE
1980	3/12	Coral Gables, Fla.	W	2-0
1980	3/15	Coral Gables, Fla.	W	3-1
1981	3/10	Coral Gables, Fla.	W	2-0
1981	3/11	Coral Gables, Fla.	W	16-1
1981	3/12	Coral Gables, Fla.	W	9-4

Coral Gables: Miami leads, 5-0

## IONA

### MIAMI LEADS, 2-1

YEAR	DATE	SITE	W/L	SCORE
1998	3/18	Coral Gables, Fla.	W	21-4
1999	3/20	Homestead, Fla.	L	3-9
2000	3/15	Coral Gables, Fla.	W	6-1

Coral Gables: Miami leads, 2-0

Neutral Site: Iona leads, 1-0

# ALL-TIME SERIES RESULTS

## ITHACA

### MIAMI LEADS, 2-0

YEAR	DATE	SITE	W/L	SCORE
1979	3/10	Coral Gables, Fla.	W	11-6
1979	3/11	Coral Gables, Fla.	W	21-0

Coral Gables: Miami leads, 2-0

## JACKSON STATE

### MIAMI LEADS, 2-0

YEAR	DATE	SITE	W/L	SCORE
2019	3/12	Coral Gables, Fla.	W	4-3
2019	3/13	Coral Gables, Fla.	W	8-1

Coral Gables: Miami leads, 2-0

## JACKSONVILLE

### MIAMI LEADS, 82-18

YEAR	DATE	SITE	W/L	SCORE
1958	5/2	Coral Gables, Fla.	W	6-5
1958	5/3	Coral Gables, Fla.	W	6-0
1959	3/14	Jacksonville, Fla.	L	1-3
1959	3/14	Jacksonville, Fla.	W	9-2
1960	4/16	Coral Gables, Fla.	W	5-4
1960	4/16	Coral Gables, Fla.	W	7-5
1961	4/26	Jacksonville, Fla.	W	14-4
1961	4/26	Jacksonville, Fla.	W	2-0
1962	4/27	Coral Gables, Fla.	W	11-2
1962	4/28	Coral Gables, Fla.	L	1-8
1962	4/28	Coral Gables, Fla.	W	7-2
1963	5/10	Jacksonville, Fla.	W	8-4 (12)
1963	5/11	Jacksonville, Fla.	W	11-3
1963	5/11	Jacksonville, Fla.	W	7-3
1964	4/3	Coral Gables, Fla.	W	7-5
1964	4/4	Coral Gables, Fla.	W	5-1
1964	4/4	Coral Gables, Fla.	W	8-3
1965	4/16	Jacksonville, Fla.	W	9-4
1965	4/17	Jacksonville, Fla.	W	5-0
1965	4/17	Jacksonville, Fla.	W	3-2
1966	4/20	Coral Gables, Fla.	L	6-9 (14)
1966	4/21	Coral Gables, Fla.	W	2-1
1972	2/25	Coral Gables, Fla.	L	5-8
1972	2/26	Coral Gables, Fla.	W	8-3
1973	2/23	Coral Gables, Fla.	W	4-3 (14)
1973	2/24	Coral Gables, Fla.	W	9-8
1973	5/4	Jacksonville, Fla.	L	3-4
1973	5/5	Jacksonville, Fla.	W	15-3
1974	2/22	Coral Gables, Fla.	W	3-2
1974	2/23	Coral Gables, Fla.	W	9-8
1975	2/28	Coral Gables, Fla.	W	1-0 (10)
1975	3/1	Coral Gables, Fla.	W	19-1
1975	5/6	Jacksonville, Fla.	W	5-2
1975	5/7	Jacksonville, Fla.	W	1-0
1976	4/22	Jacksonville, Fla.	W	7-4
1976	4/23	Jacksonville, Fla.	L	0-2
1977	4/2	Coral Gables, Fla.	W	11-3
1977	4/3	Coral Gables, Fla.	L	3-6
1978	3/3	Coral Gables, Fla.	W	7-5
1978	3/4	Coral Gables, Fla.	W	3-1
1978	5/11	Jacksonville, Fla.	L	3-6
1978	5/12	Jacksonville, Fla.	W	7-6
1979	3/7	Jacksonville, Fla.	L	0-6
1979	4/2	Coral Gables, Fla.	W	22-14

YEAR	DATE	SITE	W/L	SCORE
1979	4/3	Coral Gables, Fla.	W	5-0
1979	4/3	Coral Gables, Fla.	W	14-5
1980	2/18	Jacksonville, Fla.	W	5-1
1980	2/19	Jacksonville, Fla.	L	6-7
1980	2/19	Jacksonville, Fla.	W	4-0
1980	3/29	Coral Gables, Fla.	W	8-5
1980	3/30	Coral Gables, Fla.	W	12-5
1980	3/31	Coral Gables, Fla.	W	14-2
1981	4/3	Coral Gables, Fla.	W	1-0
1981	4/4	Coral Gables, Fla.	W	4-0
1981	4/4	Coral Gables, Fla.	W	9-6
1986	4/17	Coral Gables, Fla.	W	11-6
1986	4/18	Coral Gables, Fla.	W	10-3
1986	4/19	Coral Gables, Fla.	W	12-1
1993	3/5	Coral Gables, Fla.	W	7-5
1993	3/6	Coral Gables, Fla.	L	2-4
1993	3/7	Coral Gables, Fla.	W	8-6
1994	3/25	Jacksonville, Fla.	L	2-5
1994	3/26	Jacksonville, Fla.	W	5-3
1994	3/27	Jacksonville, Fla.	W	8-6
1995	4/29	Coral Gables, Fla.	W	5-0
1995	4/30	Coral Gables, Fla.	W	12-4
1995	5/1	Coral Gables, Fla.	W	7-4
1996	5/10	Jacksonville, Fla.	W	9-1
1996	5/11	Jacksonville, Fla.	W	15-5
1996	5/12	Jacksonville, Fla.	W	16-2
1997	5/9	Coral Gables, Fla.	W	12-1
1997	5/10	Coral Gables, Fla.	L	14-23
1997	5/11	Coral Gables, Fla.	W	10-1
1998	5/8	Jacksonville, Fla.	W	14-8
1998	5/9	Jacksonville, Fla.	L	8-14
1998	5/10	Jacksonville, Fla.	W	14-6
1999	5/7	Coral Gables, Fla.	W	2-0
1999	5/8	Coral Gables, Fla.	W	12-9
2000	5/12	Jacksonville, Fla.	W	4-2
2000	5/13	Jacksonville, Fla.	W	14-6
2000	5/14	Jacksonville, Fla.	L	7-8
2001	5/4	Coral Gables, Fla.	W	2-3
2001	5/5	Coral Gables, Fla.	W	13-3
2001	5/6	Coral Gables, Fla.	W	6-2
2002	5/17	Coral Gables, Fla.	L	9-11
2002	5/18	Coral Gables, Fla.	W	8-4
2002	5/19	Coral Gables, Fla.	W	10-6
2003	5/9	Jacksonville, Fla.	W	12-2
2003	5/10	Jacksonville, Fla.	L	8-11
2003	5/11	Jacksonville, Fla.	L	4-5
2004	5/7	Coral Gables, Fla.	W	6-4
2004	5/8	Coral Gables, Fla.	W	12-4
2004	5/9	Coral Gables, Fla.	W	7-4
2005	5/6	Coral Gables, Fla.	W	4-2
2005	5/7	Coral Gables, Fla.	W	15-2
2005	5/8	Coral Gables, Fla.	W	6-5
2009	5/29+	Gainesville, Fla.	W	9-4
2009	5/31+	Gainesville, Fla.	W	4-0
2013	6/3+	Gainesville, Fla.	W	7-2
2013	6/5+	Gainesville, Fla.	W	6-3

Coral Gables: Miami leads, 52-7

Jacksonville: Miami leads, 26-11

Neutral Site: Miami leads, 4-0

# ALL-TIME SERIES RESULTS

## JACKSONVILLE N.A.S.

### MIAMI LEADS, 4-2

YEAR	DATE	SITE	W/L	SCORE
1946	4/26	Coral Gables, Fla.	L	7-13
1946	4/27	Coral Gables, Fla.	L	4-6
1948	4/13	Coral Gables, Fla.	W	9-3
1948	4/14	Coral Gables, Fla.	W	9-7
1949	5/18	Coral Gables, Fla.	W	4-3
1949	5/19	Coral Gables, Fla.	W	7-6 (10)

Coral Gables: Miami leads, 4-2

## JAMES MADISON

### MIAMI LEADS, 8-0

YEAR	DATE	SITE	W/L	SCORE
1979	3/5	Coral Gables, Fla.	W	20-8
1980	5/26+	Coral Gables, Fla.	W	10-3
1985	3/10	Coral Gables, Fla.	W	3-2
1987	4/24	Norfolk, Va.	W	4-3
1988	5/28+	Coral Gables, Fla.	W	18-8
1999	2/19	Coral Gables, Fla.	W	13-1
1999	2/20	Coral Gables, Fla.	W	12-3
1999	2/21	Coral Gables, Fla.	W	14-2

Coral Gables: Miami leads, 7-0

Neutral Site: Miami leads, 1-0

## KANSAS STATE

### MIAMI LEADS, 1-0

YEAR	DATE	SITE	W/L	SCORE
2002	2/23	Homestead, Fla.	W	11-4

Neutral Site: Miami leads, 1-0

## KENT STATE

### MIAMI LEADS, 3-0

YEAR	DATE	SITE	W/L	SCORE
1994	5/28+	Coral Gables, Fla.	W	4-1
2007	6/2+	Columbia, Mo.	W	8-7
2020	2/19	Coral Gables, Fla.	W	12-0

Coral Gables: Miami leads, 3-0

Neutral Site: Miami leads, 1-0

## LAFAYETTE

### MIAMI LEADS, 2-0

YEAR	DATE	SITE	W/L	SCORE
1972	3/28	Coral Gables, Fla.	W	9-0
1972	3/31	Coral Gables, Fla.	W	9-0 (F)

Coral Gables: Miami leads, 2-0

## LAMAR

### MIAMI LEADS, 4-0

YEAR	DATE	SITE	W/L	SCORE
1976	5/29+	Arlington, Texas	W	6-0
1980	2/9	Coral Gables, Fla.	W	9-1
1980	2/10	Coral Gables, Fla.	W	11-5
1980	2/11	Coral Gables, Fla.	W	21-1

Coral Gables: Miami leads, 3-0

Neutral Site: Miami leads, 1-0

## LA SALLE

### MIAMI LEADS, 3-1

YEAR	DATE	SITE	W/L	SCORE
1966	4/2	Coral Gables, Fla.	L	1-2
1966	4/4	Coral Gables, Fla.	W	4-3
2004	2/28	Homestead, Fla.	W	17-0
2007	3/7	Coral Gables, Fla.	W	7-2

Coral Gables: Miami leads, 2-1

Neutral Site: Miami leads, 1-0

## LEHIGH

### MIAMI LEADS, 1-0

YEAR	DATE	SITE	W/L	SCORE
2008	3/4	Coral Gables, Fla.	W	9-2

Coral Gables: Miami leads, 1-0

## LEWIS

### MIAMI LEADS, 2-0

YEAR	DATE	SITE	W/L	SCORE
1982	3/17	Coral Gables, Fla.	W	10-4
1982	3/20	Coral Gables, Fla.	W	9-2

Coral Gables: Miami leads, 2-0

## LIBERTY

### MIAMI LEADS, 1-0

YEAR	DATE	SITE	W/L	SCORE
1997	3/19	Coral Gables, Fla.	W	6-0

Coral Gables: Miami leads, 1-0

## LONG BEACH STATE

### MIAMI LEADS, 18-8

YEAR	DATE	SITE	W/L	SCORE
1993	2/19	Coral Gables, Fla.	W	7-3
1993	2/20	Coral Gables, Fla.	L	2-4
1993	2/21	Coral Gables, Fla.	L	8-10
1995	5/18	Long Beach, Calif.	L	1-4
1995	5/19	Long Beach, Calif.	W	6-4
1995	5/20	Long Beach, Calif.	W	3-2
1996	5/24+	Austin, Texas	W	5-2
1998	5/29#	Omaha, Neb.	W	3-1
1998	6/2#	Omaha, Neb.	L	3-6
1999	5/20	Long Beach, Calif.	L	0-12
1999	5/21	Long Beach, Calif.	W	9-7
1999	5/22	Long Beach, Calif.	W	8-6

# ALL-TIME SERIES RESULTS

YEAR	DATE	SITE	W/L	SCORE	YEAR	DATE	SITE	W/L	SCORE
2000	4/28	Coral Gables, Fla.	W	6-3	2015	3/8	Louisville, Ky.	L	4-5
2000	4/29	Coral Gables, Fla.	W	12-2	2016	3/18	Coral Gables, Fla.	W	8-4
2000	4/30	Coral Gables, Fla.	L	4-6	2016	3/19	Coral Gables, Fla.	W	6-3
2002	4/19	Coral Gables, Fla.	W	9-6	2016	3/20	Coral Gables, Fla.	L	3-4
2002	4/20	Coral Gables, Fla.	W	10-6	2019	4/18	Louisville, Ky.	L	5-7
2002	4/21	Coral Gables, Fla.	L	1-10	2019	4/19	Louisville, Ky.	W	16-11
2003	5/22	Long Beach, Calif.	W	6-4	2019	4/20	Louisville, Ky.	L	6-9
2003	5/23	Long Beach, Calif.	W	3-2					
2003	5/24	Long Beach, Calif.	L	3-9					
2004	5/27	Coral Gables, Fla.	W	8-5					
2004	5/28	Coral Gables, Fla.	W	7-3					
2004	5/29	Coral Gables, Fla.	W	7-6					
2016	6/4+	Coral Gables, Fla.	W	4-3 (11)					
2016	6/5+	Coral Gables, Fla.	W	9-8					

**Coral Gables:** Miami leads, 10-4

**Long Beach:** Miami leads, 6-3

**Neutral Site:** Miami leads, 2-1

## LIU BROOKLYN

**MIAMI LEADS, 1-0**

YEAR	DATE	SITE	W/L	SCORE
1979	3/26	Coral Gables, Fla.	W	12-5

**Coral Gables:** Miami leads, 1-0

## LSU

**MIAMI LEADS, 12-7**

YEAR	DATE	SITE	W/L	SCORE
1972	4/5	New Orleans, La.	W	3-0
1975	3/21	Coral Gables, Fla.	L	1-3
1975	3/22	Coral Gables, Fla.	W	9-2
1975	3/23	Coral Gables, Fla.	W	13-0
1975	5/24+	Starkville, Miss.	W	8-1
1977	3/7	Baton Rouge, La.	L	1-4
1977	3/8	Baton Rouge, La.	W	6-4
1977	3/9	New Orleans, La.	L	0-1
1977	3/10	New Orleans, La.	W	2-1
1984	4/20	Coral Gables, Fla.	W	14-0
1984	4/21	Coral Gables, Fla.	W	6-5
1984	4/22	Coral Gables, Fla.	L	9-10
1986	6/5#	Omaha, Neb.	W	4-3
1987	2/20	New Orleans, La.	W	7-2
1989	6/3#	Omaha, Neb.	W	5-2
1989	6/6#	Omaha, Neb.	L	3-6
1991	3/1	New Orleans, La.	L	3-4
1996	6/8#	Omaha, Neb.	L	8-9
2004	6/19#	Omaha, Neb.	W	9-5

**Coral Gables:** Miami leads, 4-2

**Baton Rouge:** Tied, 1-1

**Neutral Site:** Miami leads, 7-4

## LOUISVILLE

**LOUISVILLE LEADS, 8-5**

YEAR	DATE	SITE	W/L	SCORE
2006	2/15	Coral Gables, Fla.	W	13-4
2007	6/1+	Columbia, Mo.	L	7-13
2007	6/3+	Columbia, Mo.	L	7-8
2013	6/1+	Louisville, Ky.	L	4-6
2015	3/7	Louisville, Ky.	L	6-9
2015	3/7	Louisville, Ky.	W	9-5

**Coral Gables:** Miami leads, 3-1

**Louisville:** Louisville leads, 5-2

**Neutral Site:** Louisville leads, 2-0

## LOYOLA (MD)

**TIED, 1-1**

YEAR	DATE	SITE	W/L	SCORE
1972	4/6	New Orleans, La.	L	3-4 (11)
1972	4/7	New Orleans, La.	W	8-3

**Neutral Site:** Tied, 1-1

## LYNN

**MIAMI LEADS, 4-0**

YEAR	DATE	SITE	W/L	SCORE
1989	4/25	Coral Gables, Fla.	W	5-3
1996	5/1	Coral Gables, Fla.	W	12-4
1998	2/17	Coral Gables, Fla.	W	18-3
2000	1/26	Coral Gables, Fla.	W	5-4

**Coral Gables:** Miami leads, 4-0

## MAINE

**MIAMI LEADS, 67-15**

YEAR	DATE	SITE	W/L	SCORE
1976	4/1	Coral Gables, Fla.	W	3-1
1976	4/2	Coral Gables, Fla.	W	8-2
1976	4/3	Coral Gables, Fla.	W	7-5
1977	3/22	Coral Gables, Fla.	W	8-1
1977	3/25	Coral Gables, Fla.	W	6-1
1977	3/27	Coral Gables, Fla.	W	8-7
1981	3/17	Coral Gables, Fla.	W	11-4
1981	3/20	Coral Gables, Fla.	W	15-10
1981	3/22	Coral Gables, Fla.	W	15-9
1981	3/25	Coral Gables, Fla.	W	3-2
1981	5/31#	Omaha, Neb.	W	6-1
1982	6/4#	Omaha, Neb.	W	7-2
1982	6/11#	Omaha, Neb.	W	10-4
1983	3/15	Coral Gables, Fla.	W	14-5
1983	3/18	Coral Gables, Fla.	W	7-5
1983	3/20	Coral Gables, Fla.	W	7-3
1983	3/22	Coral Gables, Fla.	W	6-1
1984	5/6	Orono, Maine	L	1-3
1984	5/6	Orono, Maine	L	0-5
1984	6/3#	Omaha, Neb.	W	13-7
1985	3/8	Coral Gables, Fla.	W	10-1
1985	3/9	Coral Gables, Fla.	W	9-3
1985	3/20	Coral Gables, Fla.	W	5-3
1985	3/23	Coral Gables, Fla.	W	9-4
1985	3/24	Coral Gables, Fla.	L	2-3 (10)
1986	3/7	Coral Gables, Fla.	W	7-6
1986	3/17	Coral Gables, Fla.	W	2-1
1986	3/19	Coral Gables, Fla.	W	9-3
1986	3/22	Coral Gables, Fla.	W	6-2
1986	3/23	Coral Gables, Fla.	L	6-8

# ALL-TIME SERIES RESULTS

YEAR	DATE	SITE	W/L	SCORE
1986	5/12	Orono, Maine	W	9-6
1986	5/13	Old Orchard, Maine	L	6-9
1986	5/14	Old Orchard, Maine	W	9-1
1987	3/7	Coral Gables, Fla.	W	14-6
1987	3/8	Coral Gables, Fla.	L	9-10
1987	3/11	Coral Gables, Fla.	W	9-4
1987	3/18	Coral Gables, Fla.	W	5-0
1987	3/23	Coral Gables, Fla.	W	10-4
1988	3/4	Coral Gables, Fla.	W	13-1
1988	3/5	Coral Gables, Fla.	W	10-1
1988	3/18	Coral Gables, Fla.	L	3-6
1988	3/20	Coral Gables, Fla.	W	6-5 (10)
1988	3/20	Coral Gables, Fla.	W	3-2
1988	5/13	Orono, Maine	W	8-1
1988	5/14	Old Orchard, Maine	W	11-3
1988	5/15	Old Orchard, Maine	L	5-6 (13)
1988	5/16	Orono, Maine	W	13-5
1989	3/17	Coral Gables, Fla.	W	8-1
1989	3/18	Coral Gables, Fla.	W	2-0
1989	3/19	Coral Gables, Fla.	L	3-4
1990	5/11	Orono, Maine	L	1-4
1990	5/12	Orono, Maine	L	5-9
1990	5/14	Orono, Maine	L	0-4
1990	5/14	Orono, Maine	W	6-4 (7)
1991	3/13	Coral Gables, Fla.	W	2-1
1991	3/15	Coral Gables, Fla.	W	5-3
1991	3/16	Coral Gables, Fla.	W	9-0
1991	3/17	Coral Gables, Fla.	W	7-0
1992	5/8	Orono, Maine	W	5-1
1992	5/9	Orono, Maine	W	8-7 (10)
1992	5/10	Orono, Maine	W	5-1
1993	3/19	Coral Gables, Fla.	W	6-5
1993	3/20	Coral Gables, Fla.	W	11-10
1995	3/17	Coral Gables, Fla.	W	10-0
1995	3/18	Coral Gables, Fla.	W	12-6
1995	3/19	Coral Gables, Fla.	W	10-3
1996	3/15	Coral Gables, Fla.	W	17-4
1996	3/16	Coral Gables, Fla.	W	10-3
1996	3/17	Coral Gables, Fla.	W	15-3
2004	3/4	Coral Gables, Fla.	W	9-3
2007	3/13	Coral Gables, Fla.	W	4-2
2008	3/12	Coral Gables, Fla.	W	7-5
2013	3/5	Coral Gables, Fla.	W	6-2
2014	2/14	Coral Gables, Fla.	W	6-3
2014	2/15	Coral Gables, Fla.	L	1-3
2014	2/16	Coral Gables, Fla.	W	11-2
2016	3/8	Coral Gables, Fla.	W	6-2
2017	3/14	Coral Gables, Fla.	W	4-3
2017	3/15	Coral Gables, Fla.	W	7-2
2018	3/2	Coral Gables, Fla.	L	1-6
2018	3/3	Coral Gables, Fla.	W	7-6 (16)
2018	3/4	Coral Gables, Fla.	W	7-1

**Coral Gables:** Miami leads, 54-7

**Orono:** Miami leads, 7-5

**Neutral Site:** Miami leads, 6-2

## MANHATTAN

### MIAMI LEADS, 8-1

YEAR	DATE	SITE	W/L	SCORE
2006	3/15	Coral Gables, Fla.	W	12-2
2006	6/3+	Lincoln, Neb.	W	8-2
2006	6/4+	Lincoln, Neb.	W	10-4
2010	2/26	Coral Gables, Fla.	W	7-3
2010	2/27	Coral Gables, Fla.	W	18-1
2010	2/28	Coral Gables, Fla.	L	7-12
2016	3/4	Coral Gables, Fla.	W	10-0
2016	3/5	Coral Gables, Fla.	W	14-4
2016	3/6	Coral Gables, Fla.	W	7-4

**Coral Gables:** Miami leads, 6-1

**Neutral Site:** Miami leads, 2-0

## MARIST

### MIAMI LEADS, 1-0

YEAR	DATE	SITE	W/L	SCORE
1999	3/19	Homestead, Fla.	W	15-1

**Neutral Site:** Miami leads, 1-0

## MARSHALL

### MIAMI LEADS, 4-0

YEAR	DATE	SITE	W/L	SCORE
1978	5/21+	Coral Gables, Fla.	W	6-0
1978	5/22+	Coral Gables, Fla.	W	5-1
1979	2/16	Coral Gables, Fla.	W	7-5
1979	2/17	Coral Gables, Fla.	W	8-3

**Coral Gables:** Miami leads, 4-0

## MARYLAND

### MIAMI LEADS, 15-6

YEAR	DATE	SITE	W/L	SCORE
2005	4/29	Coral Gables, Fla.	W	4-3
2005	4/30	Coral Gables, Fla.	W	12-8
2005	5/1	Coral Gables, Fla.	L	9-11
2006	3/24	College Park, Md.	W	10-2
2006	3/25	College Park, Md.	L	4-5
2006	3/26	College Park, Md.	W	3-1
2007	3/16	Coral Gables, Fla.	W	13-3
2007	3/17	Coral Gables, Fla.	W	4-3
2007	3/18	Coral Gables, Fla.	L	4-5
2010	4/30	Coral Gables, Fla.	W	5-1
2010	5/1	Coral Gables, Fla.	W	6-4
2010	5/2	Coral Gables, Fla.	W	9-1
2011	4/15	College Park, Md.	W	10-4
2011	4/17	College Park, Md.	L	2-10
2011	4/17	College Park, Md.	W	5-2
2012	3/23	Coral Gables, Fla.	W	4-1
2012	3/24	Coral Gables, Fla.	W	9-1
2012	3/25	Coral Gables, Fla.	L	4-6
2013	4/12	College Park, Md.	W	1-0 (13)
2013	4/13	College Park, Md.	W	5-3
2013	4/14	College Park, Md.	L	2-7

**Coral Gables:** Miami leads, 9-3

**College Park:** Miami leads, 6-3

# ALL-TIME SERIES RESULTS



## UMBC

### MIAMI LEADS, 5-0

YEAR	DATE	SITE	W/L	SCORE
1992	5/22+	Coral Gables, Fla.	W	3-1
2009	3/18	Coral Gables, Fla.	W	11-1
2019	3/1	Coral Gables, Fla.	W	8-2
2019	3/2	Coral Gables, Fla.	W	3-2
2019	3/3	Coral Gables, Fla.	W	20-1

Coral Gables: Miami leads, 5-0

## MASSACHUSETTS

### MIAMI LEADS, 6-1

YEAR	DATE	SITE	W/L	SCORE
1976	3/22	Coral Gables, Fla.	W	10-1
1976	3/25	Coral Gables, Fla.	W	18-6
1977	3/21	Coral Gables, Fla.	W	4-3 (10)
1977	3/24	Coral Gables, Fla.	L	2-3 (11)
1978	3/22	Coral Gables, Fla.	W	3-0
1978	3/25	Coral Gables, Fla.	W	19-4
1995	5/26+	Coral Gables, Fla.	W	3-1

Coral Gables: Miami leads, 6-1

## McNEESE STATE

### MIAMI LEADS, 1-0

YEAR	DATE	SITE	W/L	SCORE
1988	3/30	Coral Gables, Fla.	W	19-1

Coral Gables: Miami leads, 1-0

## MEMPHIS

### MIAMI LEADS, 2-0

YEAR	DATE	SITE	W/L	SCORE
1974	3/13	Coral Gables, Fla.	W	9-3
1974	3/14	Coral Gables, Fla.	W	5-2

Coral Gables: Miami leads, 2-0

## MERCER

### MIAMI LEADS, 27-3

YEAR	DATE	SITE	W/L	SCORE
1967	4/19	Macon, Ga.	W	5-2 (14)
1975	3/14	Coral Gables, Fla.	W	11-0
1975	3/18	Coral Gables, Fla.	L	2-6
1976	3/17	Coral Gables, Fla.	W	4-1
1976	3/18	Coral Gables, Fla.	W	5-4
1976	3/19	Coral Gables, Fla.	W	11-3
1978	4/14	Atlanta, Ga.	W	8-1
1978	4/14	Atlanta, Ga.	W	8-4
1980	5/8	Macon, Ga.	W	9-2
1980	5/9	Macon, Ga.	W	8-2
1980	5/10	Macon, Ga.	W	4-3
1982	2/22	Coral Gables, Fla.	W	15-8
1982	2/23	Coral Gables, Fla.	W	10-2
1982	2/24	Coral Gables, Fla.	W	9-0 (F)
1983	2/28	Coral Gables, Fla.	W	11-10
1983	3/1	Coral Gables, Fla.	W	13-6
1983	3/2	Coral Gables, Fla.	W	7-4
1985	3/18	Coral Gables, Fla.	W	14-2

YEAR	DATE	SITE	W/L	SCORE
1985	3/23	Coral Gables, Fla.	W	5-1
1988	2/5	Coral Gables, Fla.	W	9-0
1988	2/6	Coral Gables, Fla.	W	17-7
1988	2/7	Coral Gables, Fla.	W	24-1 (7)
1989	5/12	Coral Gables, Fla.	W	12-3
1989	5/13	Coral Gables, Fla.	W	9-4
1989	5/14	Coral Gables, Fla.	W	10-3
1995	5/5	Coral Gables, Fla.	W	11-5
1995	5/6	Coral Gables, Fla.	W	8-2
1995	5/7	Coral Gables, Fla.	W	6-1
2007	2/2	Coral Gables, Fla.	L	5-6
2008	2/3	Coral Gables, Fla.	L	5-8

Coral Gables: Miami leads, 22-3

Macon: Miami leads, 3-0

Neutral Site: Miami leads, 2-0

## MIAMI (OH)

### MIAMI (OH) LEADS, 4-3

YEAR	DATE	SITE	W/L	SCORE
1977	3/14	Coral Gables, Fla.	L	4-7
1977	3/17	Coral Gables, Fla.	L	4-5
1978	3/18	Coral Gables, Fla.	L	4-7
1980	3/19	Coral Gables, Fla.	W	7-2
1981	3/16	Coral Gables, Fla.	L	1-4
1981	3/19	Coral Gables, Fla.	W	6-0
2012	3/7	Coral Gables, Fla.	W	4-3

Coral Gables: Miami (OH) leads, 4-3

## MICHIGAN

### MIAMI LEADS, 9-2-1

YEAR	DATE	SITE	W/L	SCORE
1958		Coral Gables, Fla.	L	4-5 (11)
1980	6/2#	Omaha, Neb.	W	3-2
1981	3/24	Coral Gables, Fla.	W	3-2 (10)
1981	3/27	Coral Gables, Fla.	W	12-3
1981	3/28	Coral Gables, Fla.	W	10-3
1986	4/4	Minneapolis, Minn.	W	10-5 (7)
1986	4/6	Minneapolis, Minn.	L	5-7 (10)
1993	2/24	Coral Gables, Fla.	W	4-3
1993	2/25	Coral Gables, Fla.	W	8-1
2000	3/17	Coral Gables, Fla.	W	12-5
2000	3/18	Coral Gables, Fla.	W	10-3
2000	3/19	Coral Gables, Fla.	T	6-6 (10)

Coral Gables: Miami leads, 2-1

Neutral Site: Miami leads, 7-1-1

## MICHIGAN STATE

### MIAMI LEADS, 41-18-2

YEAR	DATE	SITE	W/L	SCORE
1965	3/22	Coral Gables, Fla.	L	1-2
1965	3/23	Coral Gables, Fla.	W	2-1
1965	3/24	Coral Gables, Fla.	L	2-13
1966	3/23	Coral Gables, Fla.	W	6-2
1966	3/24	Coral Gables, Fla.	T	6-6
1967	3/20	Coral Gables, Fla.	L	3-11
1967	3/22	Coral Gables, Fla.	W	5-1
1967	3/25	Coral Gables, Fla.	W	2-1
1967	4/1	Coral Gables, Fla.	W	
1968	3/19	Coral Gables, Fla.	W	5-1
1968	3/23	Coral Gables, Fla.	W	7-4

# ALL-TIME SERIES RESULTS

YEAR	DATE	SITE	W/L	SCORE
1968	3/26	Coral Gables, Fla.	W	4-3
1968	3/30	Coral Gables, Fla.	W	2-1
1969	3/17	Coral Gables, Fla.	W	11-0
1969	3/18	Coral Gables, Fla.	W	8-7
1969	3/22	Coral Gables, Fla.	W	3-0
1969	3/28	Coral Gables, Fla.	L	3-4 (11)
1970	3/26	Coral Gables, Fla.	L	1-3
1970	4/1	Coral Gables, Fla.	T	6-6 (10)
1970	4/3	Coral Gables, Fla.	L	6-11
1970	4/4	Coral Gables, Fla.	L	3-5
1971	3/22	Coral Gables, Fla.	L	2-10
1971	3/27	Coral Gables, Fla.	L	0-4
1971	3/31	Coral Gables, Fla.	L	0-6
1971	4/1	Coral Gables, Fla.	W	4-2
1972	3/22	Coral Gables, Fla.	W	6-5 (10)
1972	3/25	Coral Gables, Fla.	W	3-2 (10)
1972	3/29	Coral Gables, Fla.	L	1-6
1972	4/1	Coral Gables, Fla.	W	6-0
1973	3/21	Coral Gables, Fla.	W	15-2
1973	3/22	Coral Gables, Fla.	W	8-1
1973	3/28	Coral Gables, Fla.	L	1-2
1973	3/31	Coral Gables, Fla.	L	6-13
1974	3/23	Coral Gables, Fla.	W	4-1
1974	3/27	Coral Gables, Fla.	W	10-3
1974	3/30	Coral Gables, Fla.	W	13-3
1975	3/15	Coral Gables, Fla.	W	4-2
1975	3/18	Coral Gables, Fla.	W	14-1
1975	3/19	Coral Gables, Fla.	W	6-1
1976	3/20	Coral Gables, Fla.	W	6-2
1976	3/24	Coral Gables, Fla.	W	6-5
1976	3/27	Coral Gables, Fla.	W	9-6
1976	3/29	Coral Gables, Fla.	W	10-0
1976	3/29	Coral Gables, Fla.	W	9-3
1976	3/30	Coral Gables, Fla.	W	13-3
1984	3/21	Coral Gables, Fla.	W	9-7
1984	3/23	Coral Gables, Fla.	W	5-3
1985	3/19	Coral Gables, Fla.	W	11-3
1985	3/22	Coral Gables, Fla.	W	18-5 (7)
1985	3/27	Coral Gables, Fla.	W	6-3
1985	3/29	Coral Gables, Fla.	W	5-1
1985	3/30	Coral Gables, Fla.	L	6-7
1986	3/27	Coral Gables, Fla.	L	2-3
1987	3/25	Coral Gables, Fla.	W	6-3
1988	3/25	Coral Gables, Fla.	L	6-7
1988	3/26	Coral Gables, Fla.	L	4-5
1988	3/27	Coral Gables, Fla.	W	10-8 (10)
1989	3/27	Coral Gables, Fla.	W	7-5
1996	3/6	Coral Gables, Fla.	W	10-3
2000	3/8	Coral Gables, Fla.	L	11-13
2006	3/8	Coral Gables, Fla.	W	9-4

Coral Gables: Miami leads, 41-18-2

## MIDDLE TENNESSEE

### MIAMI LEADS, 4-0

YEAR	DATE	SITE	W/L	SCORE
1973	3/13	Coral Gables, Fla.	W	11-7
1973	3/15	Coral Gables, Fla.	W	8-0
1973	3/16	Coral Gables, Fla.	W	6-3
1981	5/22+	Coral Gables, Fla.	W	2-0

Coral Gables: Miami leads, 4-0

## MINNESOTA

### MIAMI LEADS, 15-3

YEAR	DATE	SITE	W/L	SCORE
1981	5/21+	Coral Gables, Fla.	W	12-0
1986	4/5	Minneapolis, Minn.	L	3-7
1989	3/3	Coral Gables, Fla.	W	5-4
1989	3/4	Coral Gables, Fla.	W	13-4
1989	3/5	Coral Gables, Fla.	W	7-6
1990	3/31	Minneapolis, Minn.	W	3-0 (7)
1991	3/19	Coral Gables, Fla.	W	5-0
1991	3/20	Coral Gables, Fla.	L	0-9
1991	3/24	Coral Gables, Fla.	W	10-2
1994	2/25	Coral Gables, Fla.	W	14-4
1994	2/26	Coral Gables, Fla.	L	0-2
1994	2/27	Coral Gables, Fla.	W	5-2
1994	5/29+	Coral Gables, Fla.	W	11-3
2001	3/3	Minneapolis, Minn.	W	10-1
2002	2/15	Coral Gables, Fla.	W	10-4
2002	2/16	Coral Gables, Fla.	W	21-17
2002	2/17	Coral Gables, Fla.	W	7-6
2004	2/29	Coral Gables, Fla.	W	9-2

Coral Gables: Miami leads, 13-2

Minneapolis: Miami leads, 2-1

## MISSISSIPPI

### MIAMI LEADS, 4-1

YEAR	DATE	SITE	W/L	SCORE
1977	5/21+	Coral Gables, Fla.	W	5-2
2006	6/10\$	Oxford, Miss.	L	9-11
2006	6/11	Oxford, Miss.	W	7-0
2006	6/12	Oxford, Miss.	W	14-9
2008	6/1+	Coral Gables, Fla.	W	11-2

Coral Gables: Miami leads, 2-0

Oxford: Miami leads, 2-1

## MISSISSIPPI STATE

### MIAMI LEADS, 3-2

YEAR	DATE	SITE	W/L	SCORE
1971	5/28+	Gastonia, N.C.	L	3-7
1985	6/8#	Omaha, Neb.	W	6-5
2005	6/4+	Coral Gables, Fla.	W	4-1
2005	6/5+	Coral Gables, Fla.	W	10-4
2019	6/2+	Starkville, Miss.	L	2-5

Coral Gables: Miami leads, 2-0

Starkville: Mississippi State leads, 1-0

Neutral Site: Tied, 1-1

## MISSOURI

### MIAMI LEADS, 1-1

YEAR	DATE	SITE	W/L	SCORE
2008	5/31+	Coral Gables, Fla.	W	6-5
2018	2/21	Coral Gables, Fla.	L	0-9

Coral Gables: Tied, 1-1



# ALL-TIME SERIES RESULTS

## MISSOURI STATE

### MIAMI LEADS, 2-1

YEAR	DATE	SITE	W/L	SCORE
1996	5/26+	Austin, Texas	W	8-2
2003	6/17\$	Omaha, Neb.	W	7-5
2012	6/2+	Coral Gables, Fla.	L	2-12

Coral Gables: Missouri State leads, 1-0

Neutral Site: Miami leads, 2-0

## MONTCLAIR STATE

### MIAMI LEADS, 3-0

YEAR	DATE	SITE	W/L	SCORE
1974	3/25	Coral Gables, Fla.	W	12-3
1974	3/28	Coral Gables, Fla.	W	12-3
1983	3/21	Coral Gables, Fla.	W	11-2

Coral Gables: Miami leads, 3-0

## MOREHEAD STATE

### MIAMI LEADS, 1-0

YEAR	DATE	SITE	W/L	SCORE
1977	5/20+	Coral Gables, Fla.	W	6-1

Coral Gables: Miami leads, 1-0

## MOUNT ST. MARY'S

### MIAMI LEADS, 1-0

YEAR	DATE	SITE	W/L	SCORE
2009	3/4	Coral Gables, Fla.	W	14-3

Coral Gables: Miami leads, 1-0

## MURRAY STATE

### MIAMI LEADS, 1-0

YEAR	DATE	SITE	W/L	SCORE
1975	5/24+	Starkville, Miss.	W	8-7

Neutral Site: Miami leads, 1-0

## NAVY

### MIAMI LEADS, 1-0

YEAR	DATE	SITE	W/L	SCORE
1988	3/8	Coral Gables, Fla.	W	9-2

Coral Gables: Miami leads, 1-0

## NEBRASKA

### NEBRASKA LEADS, 2-0

YEAR	DATE	SITE	W/L	SCORE
2005	6/10\$	Lincoln, Neb.	L	1-3
2005	6/11\$	Lincoln, Neb.	L	3-6

Lincoln: Nebraska leads, 2-0

## NEW HAMPSHIRE

### TIED, 1-1

YEAR	DATE	SITE	W/L	SCORE
1972	3/17	Coral Gables, Fla.	L	4-10
1972	3/18	Coral Gables, Fla.	W	9-3

Coral Gables: Miami leads, 2-0

## NJIT

### MIAMI LEADS, 1-0

YEAR	DATE	SITE	W/L	SCORE
2008	3/19	Coral Gables, Fla.	W	13-1

Coral Gables: Miami leads, 1-0

## NEW ORLEANS

### MIAMI LEADS, 16-9

YEAR	DATE	SITE	W/L	SCORE
1982	2/26	Coral Gables, Fla.	W	9-6
1982	2/27	Coral Gables, Fla.	L	4-5
1982	2/28	Coral Gables, Fla.	L	6-10
1983	4/28	Coral Gables, Fla.	W	11-5
1983	4/29	Coral Gables, Fla.	L	0-2
1983	4/30	Coral Gables, Fla.	W	9-5
1983	5/1	Coral Gables, Fla.	W	5-4
1983	5/10	New Orleans, La.	L	2-3
1983	5/11	New Orleans, La.	W	6-5
1984	3/1	Coral Gables, Fla.	W	2-0
1984	3/2	Coral Gables, Fla.	L	2-5
1984	3/3	Coral Gables, Fla.	L	9-15
1984	3/4	Coral Gables, Fla.	W	9-3
1985	2/28	Coral Gables, Fla.	W	8-6
1985	3/1	Coral Gables, Fla.	W	10-0
1985	3/2	Coral Gables, Fla.	W	8-3
1985	3/3	Coral Gables, Fla.	W	5-3
1987	4/14	Coral Gables, Fla.	W	9-4
1987	4/15	Coral Gables, Fla.	W	7-5
1987	5/17	Coral Gables, Fla.	L	3-6
1987	5/18	Coral Gables, Fla.	L	5-6
1987	2/21	New Orleans, La.	L	4-5 (10)
1990	4/10	Coral Gables, Fla.	W	5-3
1990	4/11	Coral Gables, Fla.	W	4-2
1991	3/2	New Orleans, La.	W	12-3

Coral Gables: Miami leads, 14-7

New Orleans: Tied, 2-2

## NEW YORK TECH

### MIAMI LEADS, 16-0

YEAR	DATE	SITE	W/L	SCORE
1978	3/15	Coral Gables, Fla.	W	7-1
1978	3/15	Coral Gables, Fla.	W	6-5
1999	3/26	Coral Gables, Fla.	W	12-3
1999	3/27	Coral Gables, Fla.	W	20-0
2000	5/19	Coral Gables, Fla.	W	6-1
2000	5/20	Coral Gables, Fla.	W	9-8
2000	5/21	Coral Gables, Fla.	W	17-3
2001	5/18	Coral Gables, Fla.	W	17-5
2001	5/19	Coral Gables, Fla.	W	14-7

# ALL-TIME SERIES RESULTS

YEAR	DATE	SITE	W/L	SCORE
2001	5/20	Coral Gables, Fla.	W	11-1
2002	5/24	Coral Gables, Fla.	W	16-1
2002	5/25	Coral Gables, Fla.	W	4-2
2002	5/26	Coral Gables, Fla.	W	11-5
2015	5/8	Coral Gables, Fla.	W	26-0
2015	5/9	Coral Gables, Fla.	W	13-1
2015	5/10	Coral Gables, Fla.	W	19-1

Coral Gables: Miami leads, 16-0

## NEW YORK UNIVERSITY

MIAMI LEADS, 2-0

YEAR	DATE	SITE	W/L	SCORE
1966	3/21	Coral Gables, Fla.	W	12-0
1966	3/22	Coral Gables, Fla.	W	16-2

Coral Gables: Miami leads, 2-0

## NEWBERRY

TIED, 1-1

YEAR	DATE	SITE	W/L	SCORE
1940	-	-	W	13-12
1948	4/8	Newberry, S.C.	L	7-13

Newberry: Newberry leads, 1-0

## NIAGARA

MIAMI LEADS, 1-0

YEAR	DATE	SITE	W/L	SCORE
1988	4/5	Coral Gables, Fla.	W	15-2

Coral Gables: Miami leads, 1-0

## NORTH CAROLINA

MIAMI LEADS, 40-34-1

YEAR	DATE	SITE	W/L	SCORE
1976	3/8	Coral Gables, Fla.	W	10-2
1976	3/9	Coral Gables, Fla.	W	2-1 (10)
1976	3/9	Coral Gables, Fla.	W	2-1
1976	3/10	Coral Gables, Fla.	L	4-6
1982	2/19	Coral Gables, Fla.	W	17-4
1982	2/20	Coral Gables, Fla.	L	5-6
1982	2/1	Coral Gables, Fla.	W	14-4
1987	5/8	Chapel Hill, N.C.	L	3-4
1987	5/9	Chapel Hill, N.C.	W	9-4
1987	5/10	Chapel Hill, N.C.	W	10-2
1993	5/22	Chapel Hill, N.C.	L	1-3
1995	2/10	Kissimmee, Fla.	W	12-1
1995	5/28+	Coral Gables, Fla.	W	8-4
1998	3/20	Coral Gables, Fla.	W	1-0
1998	3/21	Coral Gables, Fla.	W	8-2
1998	3/22	Coral Gables, Fla.	W	4-2
1998	5/22+	Coral Gables, Fla.	L	5-6
1998	5/24+	Coral Gables, Fla.	W	7-4
2000	1/30	Orlando, Fla.	L	0-9
2002	4/26	Chapel Hill, N.C.	L	4-5
2002	4/27	Chapel Hill, N.C.	W	4-3
2002	4/28	Chapel Hill, N.C.	L	4-5
2004	5/14	Coral Gables, Fla.	L	1-4
2004	5/15	Coral Gables, Fla.	W	4-3
2004	5/16	Coral Gables, Fla.	L	0-2

YEAR	DATE	SITE	W/L	SCORE
2005	4/15	Chapel Hill, N.C.	W	17-7
2005	4/16	Chapel Hill, N.C.	W	18-9
2005	4/17	Chapel Hill, N.C.	T	7-7 (10)
2006	4/7	Coral Gables, Fla.	L	7-8
2006	4/8	Coral Gables, Fla.	W	9-7
2006	4/9	Coral Gables, Fla.	L	6-8
2007	3/9	Chapel Hill, N.C.	L	5-7
2007	3/10	Chapel Hill, N.C.	L	1-3
2007	3/11	Chapel Hill, N.C.	L	7-11
2008	5/15	Coral Gables, Fla.	W	12-2
2008	5/16	Coral Gables, Fla.	L	6-10
2008	5/17	Coral Gables, Fla.	L	11-12
2009	4/17	Chapel Hill, N.C.	L	0-3
2009	4/18	Chapel Hill, N.C.	L	4-5 (10)
2009	4/19	Chapel Hill, N.C.	L	1-4
2010	4/16	Coral Gables, Fla.	W	7-5
2010	4/17	Coral Gables, Fla.	W	11-1
2010	4/18	Coral Gables, Fla.	W	8-7 (8)
2011	4/23	Chapel Hill, N.C.	W	13-6 (10)
2011	4/24	Chapel Hill, N.C.	W	5-3
2011	4/25	Chapel Hill, N.C.	L	1-8
2011	5/26%	Durham, N.C.	W	7-5
2012	4/6	Coral Gables, Fla.	W	8-0
2012	4/7	Coral Gables, Fla.	W	4-3 (14)
2012	4/8	Coral Gables, Fla.	W	4-0
2012	5/24%	Greensboro, N.C.	W	5-3
2013	3/15	Chapel Hill, N.C.	W	4-1
2013	3/16	Chapel Hill, N.C.	L	2-14
2013	3/17	Chapel Hill, N.C.	L	1-4
2013	5/23%	Durham, N.C.	L	10-0 (8)
2014	5/16	Coral Gables, Fla.	W	6-5 (16)
2014	5/16	Coral Gables, Fla.	L	2-11
2014	5/17	Coral Gables, Fla.	W	2-0
2015	3/27	Chapel Hill, N.C.	W	4-3
2015	3/28	Chapel Hill, N.C.	W	4-3 (11)
2015	3/29	Chapel Hill, N.C.	L	3-10
2016	4/1	Coral Gables, Fla.	W	10-4
2016	4/2	Coral Gables, Fla.	W	7-3
2016	4/3	Coral Gables, Fla.	W	7-4
2017	3/24	Chapel Hill, N.C.	L	2-7
2017	3/25	Chapel Hill, N.C.	L	3-6
2017	3/26	Chapel Hill, N.C.	W	6-2
2017	5/27%	Louisville, Ky.	L	4-12
2018	4/6	Coral Gables, Fla.	L	4-8 (12)
2018	4/7	Coral Gables, Fla.	L	6-9
2018	4/8	Coral Gables, Fla.	W	7-5 (5)
2019	3/15	Chapel Hill, N.C.	W	6-4
2019	3/16	Chapel Hill, N.C.	L	3-9
2019	3/17	Chapel Hill, N.C.	L	5-8
2019	5/24%	Durham, N.C.	L	5-7(11)

Coral Gables: Miami leads, 25-12

Chapel Hill: North Carolina leads, 18-12-1

Neutral Site: North Carolina leads, 4-3

## NORTH CAROLINA STATE

MIAMI LEADS, 34-19

YEAR	DATE	SITE	W/L	SCORE
1989	5/19	Chapel Hill, N.C.	W	7-4
1990	5/28+	Coral Gables, Fla.	W	6-1
1991	3/5	Coral Gables, Fla.	W	11-3
1991	3/6	Coral Gables, Fla.	L	2-4
1992	5/24	Coral Gables, Fla.	W	5-4
1993	5/21	Chapel Hill, N.C.	L	7-14
1999	4/9	Coral Gables, Fla.	W	7-4
1999	4/10	Coral Gables, Fla.	L	9-13

# ALL-TIME SERIES RESULTS

YEAR	DATE	SITE	W/L	SCORE
1999	4/11	Coral Gables, Fla.	W	7-6
2000	4/21	Durham, N.C.	W	12-0
2000	4/22	Raleigh, N.C.	W	19-1
2000	4/23	Raleigh, N.C.	L	4-5
2003	6/7\$	Coral Gables, Fla.	W	10-9
2003	6/8\$	Coral Gables, Fla.	W	11-5 (11)
2004	6/5+	Coral Gables, Fla.	W	19-5
2005	3/4	Coral Gables, Fla.	W	6-1
2005	3/5	Coral Gables, Fla.	L	5-11
2005	3/6	Coral Gables, Fla.	W	13-7
2005	5/25%	Jacksonville, Fla.	L	1-2
2006	4/28	Raleigh, N.C.	L	2-9
2006	4/29	Raleigh, N.C.	W	9-6
2006	4/30	Raleigh, N.C.	W	12-10
2007	4/13	Coral Gables, Fla.	L	3-5
2007	4/14	Coral Gables, Fla.	W	5-1
2007	4/15	Coral Gables, Fla.	L	9-19
2008	3/14	Raleigh, N.C.	W	12-5
2008	3/15	Raleigh, N.C.	W	2-1
2008	3/16	Raleigh, N.C.	L	10-11
2008	5/24%	Jacksonville, Fla.	W	5-2
2009	3/6	Coral Gables, Fla.	W	7-6 (12)
2009	3/7	Coral Gables, Fla.	W	4-0
2009	3/8	Coral Gables, Fla.	W	9-7
2010	3/26	Raleigh, N.C.	W	6-5
2010	3/27	Raleigh, N.C.	L	6-7 (11)
2010	3/28	Raleigh, N.C.	W	4-0
2011	4/8	Coral Gables, Fla.	W	4-1
2011	4/9	Coral Gables, Fla.	W	14-13 (10)
2011	4/10	Coral Gables, Fla.	W	3-0
2012	3/23%	Greensboro, N.C.	L	2-3
2013	5/24%	Durham, N.C.	L	1-7
2014	3/28	Raleigh, N.C.	W	2-1
2014	3/29	Raleigh, N.C.	W	2-1
2014	3/30	Raleigh, N.C.	W	12-5
2015	3/13	Coral Gables, Fla.	W	3-2 (10)
2015	3/14	Coral Gables, Fla.	W	9-2
2015	3/15	Coral Gables, Fla.	W	6-0
2015	5/22%	Durham, N.C.	L	4-5 (12)
2016	5/26	Durham, N.C.	W	8-7
2017	3/17	Raleigh, N.C.	L	3-5
2017	3/18	Raleigh, N.C.	L	2-5
2017	3/19	Raleigh, N.C.	W	7-5
2019	3/22	Coral Gables, Fla.	L	3-6
2019	3/23	Coral Gables, Fla.	L	6-7
2019	3/24	Coral Gables, Fla.	L	4-6

**Coral Gables:** Miami leads, 20-8

**Raleigh:** Miami leads, 11-6

**Neutral Site:** NC State leads, 5-3

## NORTH FLORIDA

### MIAMI LEADS, 4-2

YEAR	DATE	SITE	W/L	SCORE
1990	4/6	Coral Gables, Fla.	W	3-1
1991	4/9	Coral Gables, Fla.	W	8-7
1992	4/15	Coral Gables, Fla.	W	3-2
2007	4/18	Coral Gables, Fla.	L	2-3
2008	5/13	Coral Gables, Fla.	W	5-2
2009	4/28	Coral Gables, Fla.	L	1-10

**Coral Gables:** Miami leads, 4-2

## NORTHEASTERN

### MIAMI LEADS, 10-0

YEAR	DATE	SITE	W/L	SCORE
1990	3/28	Coral Gables, Fla.	W	12-1
1991	3/29	Coral Gables, Fla.	W	9-3
1991	3/30	Coral Gables, Fla.	W	17-4 (7)
1991	3/30	Coral Gables, Fla.	W	8-1
1994	3/29	Coral Gables, Fla.	W	2-0
1995	3/29	Coral Gables, Fla.	W	11-4
2001	3/23	Coral Gables, Fla.	W	5-3
2001	3/24	Coral Gables, Fla.	W	5-2
2001	3/25	Coral Gables, Fla.	W	5-3
2005	3/2	Coral Gables, Fla.	W	5-1

**Coral Gables:** Miami leads, 10-0

## NORTHERN IOWA

### MIAMI LEADS, 2-0

YEAR	DATE	SITE	W/L	SCORE
1973	3/27	Coral Gables, Fla.	W	17-1
1973	3/30	Coral Gables, Fla.	W	6-4

**Coral Gables:** Miami leads, 2-0

## NORTHWESTERN

### MIAMI LEADS, 2-0

YEAR	DATE	SITE	W/L	SCORE
2000	3/22	Coral Gables, Fla.	W	4-2
2002	3/26	Coral Gables, Fla.	W	5-3

**Coral Gables:** Miami leads, 2-0

## NOTRE DAME

### MIAMI LEADS, 21-7

YEAR	DATE	SITE	W/L	SCORE
1970	3/30	Coral Gables, Fla.	W	7-3 (7)
1970	3/30	Coral Gables, Fla.	W	6-2 (7)
1989	3/8	Coral Gables, Fla.	L	2-4
1992	3/27	Coral Gables, Fla.	L	1-2
1992	3/28	Coral Gables, Fla.	W	18-6
1992	3/29	Coral Gables, Fla.	W	6-5 (11)
1992	5/23+	Coral Gables, Fla.	L	3-6
1992	5/25+	Coral Gables, Fla.	W	5-1
1994	4/2	South Bend, Ind.	W	19-7
1994	4/2	South Bend, Ind.	W	5-2
1994	4/3	South Bend, Ind.	W	4-2
1995	3/24	Coral Gables, Fla.	W	9-4

# ALL-TIME SERIES RESULTS

YEAR	DATE	SITE	W/L	SCORE
1995	3/25	Coral Gables, Fla.	W	12-4
1995	3/26	Coral Gables, Fla.	L	2-5
1998	2/20	Coral Gables, Fla.	W	18-3
1998	2/21	Coral Gables, Fla.	W	27-2
1998	2/22	Coral Gables, Fla.	W	17-3
1999	5/11	South Bend, Ind.	W	5-3
1999	5/12	South Bend, Ind.	L	0-1
2014	4/19	Coral Gables, Fla.	W	3-2
2014	4/20	Coral Gables, Fla.	L	4-7
2014	4/21	Coral Gables, Fla.	W	6-3
2015	5/23#	Durham, N.C.	W	6-5
2016	4/10	South Bend, Ind.	W	10-2
2018	3/9	Coral Gables, Fla.	W	3-0
2018	3/10	Coral Gables, Fla.	W	9-0
2018	3/10	Coral Gables, Fla.	L	5-9 (10)
2018	5/22#	Durham, N.C.	W	6-2

**Coral Gables:** Miami leads, 14-6

**South Bend:** Miami leads, 5-1

**Neutral:** Miami leads, 2-0

## NOVA SOUTHEASTERN

### MIAMI LEADS, 5-0

YEAR	DATE	SITE	W/L	SCORE
1990	4/27	Coral Gables, Fla.	W	19-2
1992	4/29	Coral Gables, Fla.	W	12-5
1993	4/21	Coral Gables, Fla.	W	9-4
1996	4/2	Coral Gables, Fla.	W	13-2
2016	4/12	Coral Gables, Fla.	W	8-3

**Coral Gables:** Miami leads, 5-0

## OHIO STATE

### OHIO STATE LEADS, 15-12-2

YEAR	DATE	SITE	W/L	SCORE
1959	3/21	Coral Gables, Fla.	L	0-4
1961	3/18	Coral Gables, Fla.	W	6-5
1961	3/18	Coral Gables, Fla.	T	2-2
1961	3/21	Coral Gables, Fla.	T	4-4
1961	3/22	Coral Gables, Fla.	L	4-6
1962	3/19	Coral Gables, Fla.	W	4-1
1962	3/20	Coral Gables, Fla.	L	8-12
1962	3/21	Coral Gables, Fla.	W	7-3
1963	3/16	Coral Gables, Fla.	L	3-4 (11)
1964	3/23	Coral Gables, Fla.	L	7-10
1964	3/24	Coral Gables, Fla.	L	4-8
1964	3/25	Coral Gables, Fla.	L	1-3
1964	3/28	Coral Gables, Fla.	L	2-4
1966	3/19	Coral Gables, Fla.	L	3-10
1966	3/19	Coral Gables, Fla.	W	7-6
1966	3/26	Coral Gables, Fla.	L	0-5
1968	3/20	Coral Gables, Fla.	L	1-3
1968	3/22	Coral Gables, Fla.	L	1-3
1970	3/25	Coral Gables, Fla.	L	5-12
1971	3/23	Coral Gables, Fla.	W	7-6
1971	3/26	Coral Gables, Fla.	W	12-2
1972	3/21	Coral Gables, Fla.	W	13-3
1972	3/24	Coral Gables, Fla.	L	4-7
1973	3/19	Coral Gables, Fla.	W	6-5
1973	3/23	Coral Gables, Fla.	W	10-4
1974	3/19	Coral Gables, Fla.	W	16-1
1974	3/22	Coral Gables, Fla.	W	5-0
1999	3/6	Coral Gables, Fla.	W	23-3
2009	3/24	Coral Gables, Fla.	L	1-7

**Coral Gables:** Ohio State leads, 15-12-2

## OKLAHOMA

### OKLAHOMA LEADS, 2-1

YEAR	DATE	SITE	W/L	SCORE
1974	6/10#	Omaha, Neb.	W	5-1
1976	5/28+	Arlington, Texas	L	3-11
1985	4/6	Oklahoma City, Okla.	L	1-7

**Neutral Site:** Oklahoma leads, 2-1

## OKLAHOMA STATE

### MIAMI LEADS, 5-4

YEAR	DATE	SITE	W/L	SCORE
1979	3/12	Coral Gables, Fla.	L	1-2
1979	3/15	Coral Gables, Fla.	W	6-0
1980	3/14	Coral Gables, Fla.	W	2-1
1981	6/3#	Omaha, Neb.	L	6-12
1985	6/6#	Omaha, Neb.	W	2-1
1986	5/31#	Omaha, Neb.	W	6-2
2001	2/11	Coral Gables, Fla.	L	3-9
2013	5/31+	Louisville, Ky.	W	7-0
2013	6/2+	Louisville, Ky.	L	1-7

**Coral Gables:** Tied, 2-2

**Neutral Site:** Miami leads, 3-2

## ORAL ROBERTS

### MIAMI LEADS, 9-4

YEAR	DATE	SITE	W/L	SCORE
1978	6/5#	Omaha, Neb.	W	5-3
1984	5/14	Tulsa, Okla.	W	13-4
1984	5/15	Tulsa, Okla.	L	3-4
1997	5/15	Coral Gables, Fla.	W	20-3
1997	5/16	Coral Gables, Fla.	W	7-3
1997	5/17	Coral Gables, Fla.	W	7-3
2003	4/4	Coral Gables, Fla.	W	8-5
2003	4/5	Coral Gables, Fla.	L	1-18
2003	4/6	Coral Gables, Fla.	W	11-8
2005	3/31	Coral Gables, Fla.	W	1-0
2005	4/1	Coral Gables, Fla.	W	17-6
2005	4/2	Coral Gables, Fla.	L	3-4
2005	4/3	Coral Gables, Fla.	L	8-12

**Coral Gables:** Miami leads, 7-3

**Tulsa:** Tied, 1-1

**Neutral Site:** Miami leads, 1-0

## OREGON STATE

### TIED, 1-1

YEAR	DATE	SITE	W/L	SCORE
2006	6/17#	Omaha, Neb.	W	11-1
2006	6/20#	Omaha, Neb.	L	1-8

**Neutral Site:** Tied, 1-1

# ALL-TIME SERIES RESULTS



HISTORY

## PACE

### MIAMI LEADS, 10-0

YEAR	DATE	SITE	W/L	SCORE
1969	4/7	Coral Gables, Fla.	W	11-4
1969	4/11	Coral Gables, Fla.	W	11-4
1969	4/12	Coral Gables, Fla.	W	3-1
1971	4/16	Coral Gables, Fla.	W	9-1
1989	3/15	Coral Gables, Fla.	W	6-3
1992	3/15	Coral Gables, Fla.	W	12-0
1994	3/9	Coral Gables, Fla.	W	8-2
2003	5/2	Coral Gables, Fla.	W	27-1
2003	5/3	Coral Gables, Fla.	W	23-1
2003	5/4	Coral Gables, Fla.	W	20-2

Coral Gables: Miami leads, 10-0

## PENN STATE

### MIAMI LEADS, 7-0

YEAR	DATE	SITE	W/L	SCORE
1970	3/23	Coral Gables, Fla.	W	5-4
1971	3/29	Coral Gables, Fla.	W	10-1
1971	4/1	Coral Gables, Fla.	W	6-5
2004	3/27	Coral Gables, Fla.	W	6-1
2004	3/27	Coral Gables, Fla.	W	1-0
2004	3/28	Coral Gables, Fla.	W	11-3
2008	3/11	Coral Gables, Fla.	W	10-0

Coral Gables: Miami leads, 7-0

## PENNSYLVANIA

### MIAMI LEADS, 1-0

YEAR	DATE	SITE	W/L	SCORE
1991	3/14	Coral Gables, Fla.	W	9-3

Coral Gables: Miami leads, 1-0

## PEPPERDINE

### PEPPERDINE LEADS, 1-0

YEAR	DATE	SITE	W/L	SCORE
1979	6/2#	Omaha, Neb.	L	3-9

Neutral Site: Pepperdine leads, 1-0

## PITTSBURGH

### MIAMI LEADS, 23-4

YEAR	DATE	SITE	W/L	SCORE
1969	3/25	Coral Gables, Fla.	W	8-2
1969	3/26	Coral Gables, Fla.	W	8-2
1969	3/30	Coral Gables, Fla.	W	3-1
2001	3/7	Coral Gables, Fla.	W	6-2
2005	3/8	Coral Gables, Fla.	W	3-0
2009	3/11	Coral Gables, Fla.	W	11-6
2014	4/11	Coral Gables, Fla.	W	12-2
2014	4/12	Coral Gables, Fla.	W	1-0
2014	4/13	Coral Gables, Fla.	W	7-2
2015	5/2	Pittsburgh, Pa.	W	9-5
2015	5/2	Pittsburgh, Pa.	W	12-0
2015	5/3	Pittsburgh, Pa.	W	9-3
2016	5/13	Coral Gables, Fla.	W	7-6
2016	5/14	Coral Gables, Fla.	W	4-3 (11)

YEAR	DATE	SITE	W/L	SCORE
2016	5/15	Coral Gables, Fla.	W	8-4
2017	4/14	Pittsburgh, Pa.	L	3-10
2017	4/14	Pittsburgh, Pa.	W	1-0
2017	4/15	Pittsburgh, Pa.	W	5-3
2018	4/20	Coral Gables, Fla.	L	1-2
2018	4/21	Coral Gables, Fla.	L	0-3
2018	4/21	Coral Gables, Fla.	W	3-0
2019	3/29	Pittsburgh, Pa.	W	13-10
2019	3/30	Pittsburgh, Pa.	L	10-11
2019	3/31	Pittsburgh, Pa.	W	5-3
2020	3/6	Coral Gables, Fla.	W	5-4 (11)
2020	3/7	Coral Gables, Fla.	W	5-0
2020	3/8	Coral Gables, Fla.	W	14-2

Coral Gables: Miami leads, 16-2

Pittsburgh: Miami leads, 7-2

## PORTLAND

### MIAMI LEADS, 1-0

YEAR	DATE	SITE	W/L	SCORE
1991	5/23+	Fresno, Calif.	W	13-1

Neutral Site: Miami leads, 1-0

## PRINCETON

### MIAMI LEADS, 4-0

YEAR	DATE	SITE	W/L	SCORE
1985	5/24+	Coral Gables, Fla.	W	22-6
1999	3/12	Coral Gables, Fla.	W	16-1
1999	3/13	Coral Gables, Fla.	W	16-1
1999	3/14	Coral Gables, Fla.	W	15-6

Coral Gables: Miami leads, 4-0

## PROVIDENCE

### MIAMI LEADS, 1-0

YEAR	DATE	SITE	W/L	SCORE
1992	3/5	Coral Gables, Fla.	W	4-0

Coral Gables: Miami leads, 1-0

## PURDUE

### MIAMI LEADS, 1-0

YEAR	DATE	SITE	W/L	SCORE
1988	3/6	Coral Gables, Fla.	W	8-7

Coral Gables: Miami leads, 1-0

## RHODE ISLAND

### RHODE ISLAND LEADS, 1-0

YEAR	DATE	SITE	W/L	SCORE
2009	3/3	Coral Gables, Fla.	L	0-3

Coral Gables: Rhode Island leads, 1-0

# ALL-TIME SERIES RESULTS

## RICE

### MIAMI LEADS, 5-2

YEAR	DATE	SITE	W/L	SCORE
1985	3/5	Coral Gables, Fla.	W	7-3
1985	3/6	Coral Gables, Fla.	W	11-3
1993	5/7	Coral Gables, Fla.	W	6-5
1993	5/8	Coral Gables, Fla.	W	13-5
1993	5/9	Coral Gables, Fla.	L	2-3
1999	6/11#	Omaha, Neb.	W	8-4
2006	6/19#	Omaha, Neb.	L	2-3

Coral Gables: Miami leads, 4-1

Neutral Site: Tied, 1-1

## RICHMOND

### MIAMI LEADS, 1-0

YEAR	DATE	SITE	W/L	SCORE
1997	5/22+	Coral Gables, Fla.	W	11-4

Coral Gables: Miami leads, 1-0

## RIDER

### MIAMI LEADS, 1-0

YEAR	DATE	SITE	W/L	SCORE
1994	5/27+	Coral Gables, Fla.	W	17-4

Coral Gables: Miami leads, 1-0

## ROLLINS

### ROLLINS LEADS, 51-36

YEAR	DATE	SITE	W/L	SCORE
1940	-	-	L	2-16
1940	-	-	L	5-13
1947	4/11	Winter Park, Fla.	L	2-4
1947	5/3	Coral Gables, Fla.	W	6-3
1947	5/3	Coral Gables, Fla.	W	9-8
1948	4/2	Winter Park, Fla.	L	3-4
1948	4/3	Winter Park, Fla.	L	4-8
1948	4/30	Coral Gables, Fla.	L	6-8 (10)
1948	5/1	Coral Gables, Fla.	L	1-2
1949	4/15	Winter Park, Fla.	L	1-13
1949	4/16	Winter Park, Fla.	L	0-3
1949	5/6	Coral Gables, Fla.	L	0-2
1949	5/7	Coral Gables, Fla.	W	5-4
1950	4/14	Coral Gables, Fla.	W	4-0
1950	4/15	Coral Gables, Fla.	L	1-6
1950	5/5	Winter Park, Fla.	L	8-10
1950	5/6	Winter Park, Fla.	L	1-7
1951	3/30	Coral Gables, Fla.	W	5-4
1951	3/31	Coral Gables, Fla.	W	4-3
1951	4/27	Winter Park, Fla.	W	5-2
1951	4/29	Winter Park, Fla.	W	7-6
1952	4/25	Winter Park, Fla.	L	1-4
1952	4/26	Winter Park, Fla.	W	7-1
1952	4/28	Coral Gables, Fla.	W	7-6
1952	4/29	Coral Gables, Fla.	L	1-2
1953	4/17	Coral Gables, Fla.	L	0-9
1953	4/18	Coral Gables, Fla.	W	9-8
1953	4/24	Winter Park, Fla.	W	10-9
1953	4/25	Winter Park, Fla.	L	1-3
1954	4/9	Winter Park, Fla.	L	7-8
1954	4/10	Winter Park, Fla.	L	1-6

YEAR	DATE	SITE	W/L	SCORE
1954	5/7	Coral Gables, Fla.	W	4-2
1954	5/8	Coral Gables, Fla.	L	3-6
1955	4/22	Winter Park, Fla.	L	2-11
1955	4/23	Winter Park, Fla.	L	5-12
1955	5/6	Coral Gables, Fla.	L	3-8
1955	5/7	Coral Gables, Fla.	L	2-8
1956	4/16	Coral Gables, Fla.	L	1-6
1956	4/21	Winter Park, Fla.	L	4-7
1957	4/12	Coral Gables, Fla.	L	4-6
1957	4/13	Coral Gables, Fla.	W	8-6
1958	4/11	Winter Park, Fla.	W	13-3
1959	4/10	Coral Gables, Fla.	L	2-3
1959	4/11	Coral Gables, Fla.	W	13-2
1959	4/24	Winter Park, Fla.	L	0-4
1959	4/25	Winter Park, Fla.	W	12-7
1960	3/18	Coral Gables, Fla.	L	1-2
1960	3/19	Coral Gables, Fla.	W	7-1
1960	4/13	Winter Park, Fla.	W	13-4
1960	4/14	Winter Park, Fla.	W	7-2
1961	3/16	Coral Gables, Fla.	W	8-3
1961	3/17	Coral Gables, Fla.	W	5-4
1961	4/12	Winter Park, Fla.	L	2-7
1961	4/13	Winter Park, Fla.	L	3-4 (13)
1962	4/20	Coral Gables, Fla.	L	3-7
1962	4/21	Coral Gables, Fla.	W	1-0
1962	4/21	Coral Gables, Fla.	L	0-2
1963	4/26	Winter Park, Fla.	L	2-4
1963	4/27	Winter Park, Fla.	L	1-3
1963	4/27	Winter Park, Fla.	L	2-3
1964	5/1	Coral Gables, Fla.	L	8-9
1964	5/2	Coral Gables, Fla.	W	3-1
1964	5/2	Coral Gables, Fla.	L	1-12
1965	4/9	Winter Park, Fla.	L	2-7
1965	4/10	Winter Park, Fla.	L	2-3
1965	4/10	Winter Park, Fla.	W	6-3
1966	5/6	Coral Gables, Fla.	W	7-0
1966	5/7	Coral Gables, Fla.	W	3-2
1967	5/5	Winter Park, Fla.	L	5-6
1967	5/6	Winter Park, Fla.	L	5-10
1968	5/3	Coral Gables, Fla.	W	6-5
1968	5/4	Coral Gables, Fla.	W	4-2
1969	5/2	Winter Park, Fla.	W	5-0 (7)
1969	5/3	Winter Park, Fla.	L	1-3 (7)
1970	5/1	Coral Gables, Fla.	L	0-2
1970	5/2	Coral Gables, Fla.	L	2-8
1971	5/7	Winter Park, Fla.	W	8-7
1971	5/8	Winter Park, Fla.	L	0-5
1972	4/3	Coral Gables, Fla.	W	5-4 (10)
1972	4/3	Coral Gables, Fla.	L	3-10
1973	5/7	Winter Park, Fla.	W	6-4
1973	5/8	Winter Park, Fla.	W	6-2
1974	4/12	Coral Gables, Fla.	W	9-6
1974	4/13	Coral Gables, Fla.	L	4-8
1975	5/8	Winter Park, Fla.	L	5-6
1992	4/5	Coral Gables, Fla.	W	9-1
1994	4/5	Coral Gables, Fla.	L	2-4

Coral Gables: Miami leads, 23-22

Winter Park: Rollins leads, 27-13

# ALL-TIME SERIES RESULTS

## RUTGERS

### MIAMI LEADS, 69-14

YEAR	DATE	SITE	W/L	SCORE
1967	3/18	Coral Gables, Fla.	W	3-2
1967	3/18	Coral Gables, Fla.	W	2-1
1967	3/21	Coral Gables, Fla.	L	2-6
1968	3/18	Coral Gables, Fla.	L	2-4
1970	3/24	Coral Gables, Fla.	W	2-0
1971	3/24	Coral Gables, Fla.	W	11-5
1971	3/25	Coral Gables, Fla.	W	14-8
1984	3/18	Coral Gables, Fla.	W	11-4
1985	3/17	Coral Gables, Fla.	W	9-3 (7)
1986	3/18	Coral Gables, Fla.	W	7-6
1987	3/17	Coral Gables, Fla.	L	7-12
1988	3/22	Coral Gables, Fla.	W	4-2
1988	3/23	Coral Gables, Fla.	W	8-2
1989	3/24	Coral Gables, Fla.	W	16-8
1989	3/25	Coral Gables, Fla.	W	7-4
1990	3/16	Coral Gables, Fla.	W	6-2
1990	3/17	Coral Gables, Fla.	W	6-3
1991	3/22	Coral Gables, Fla.	W	5-2
1991	3/23	Coral Gables, Fla.	W	20-4
1992	3/17	Coral Gables, Fla.	W	10-0
1992	3/19	Coral Gables, Fla.	W	14-7
1993	3/16	Coral Gables, Fla.	W	11-4
1994	3/15	Coral Gables, Fla.	W	14-5
1994	3/16	Coral Gables, Fla.	W	7-6
1995	3/10	Coral Gables, Fla.	W	12-5
1995	3/11	Coral Gables, Fla.	W	8-0
1995	3/12	Coral Gables, Fla.	W	11-4
1996	3/8	Coral Gables, Fla.	L	4-5
1996	3/9	Coral Gables, Fla.	W	12-3
1998	3/13	Coral Gables, Fla.	W	9-4
1998	3/14	Coral Gables, Fla.	W	10-2
1998	3/15	Coral Gables, Fla.	W	18-6
2000	3/10	Coral Gables, Fla.	W	6-5
2000	3/11	Coral Gables, Fla.	L	6-11
2000	3/12	Coral Gables, Fla.	W	5-3
2001	3/9	Coral Gables, Fla.	L	4-6 (11)
2001	3/10	Coral Gables, Fla.	W	13-2
2001	3/11	Coral Gables, Fla.	L	6-9
2002	3/15	Coral Gables, Fla.	L	3-4
2002	3/16	Coral Gables, Fla.	W	8-3
2002	3/17	Coral Gables, Fla.	L	5-9
2003	3/14	Coral Gables, Fla.	W	15-5
2003	3/16	Coral Gables, Fla.	L	7-8
2004	3/12	Coral Gables, Fla.	W	12-2
2004	3/13	Coral Gables, Fla.	W	10-5
2004	3/14	Coral Gables, Fla.	W	6-5
2005	3/16	Coral Gables, Fla.	W	13-2
2007	3/14	Coral Gables, Fla.	W	4-1
2009	2/20	Coral Gables, Fla.	W	6-1
2009	2/21	Coral Gables, Fla.	W	4-2
2009	2/21	Coral Gables, Fla.	L	4-5
2009	2/22	Coral Gables, Fla.	W	18-9
2010	2/19	Coral Gables, Fla.	W	12-1
2010	2/20	Coral Gables, Fla.	W	10-8
2010	2/21	Coral Gables, Fla.	W	9-7
2011	2/18	Coral Gables, Fla.	W	2-1 (11)
2011	2/19	Coral Gables, Fla.	L	5-6 (10)
2011	2/20	Coral Gables, Fla.	W	5-3
2012	2/17	Coral Gables, Fla.	W	6-2
2012	2/18	Coral Gables, Fla.	W	4-1
2012	2/19	Coral Gables, Fla.	W	9-7
2013	2/16	Coral Gables, Fla.	W	5-4
2013	2/16	Coral Gables, Fla.	W	4-1 (7)

YEAR	DATE	SITE	W/L	SCORE
2013	2/17	Coral Gables, Fla.	W	7-0
2015	2/13	Coral Gables, Fla.	W	5-2
2015	2/14	Coral Gables, Fla.	W	9-5
2015	2/14	Coral Gables, Fla.	W	9-3
2015	2/15	Coral Gables, Fla.	W	25-4
2016	2/19	Coral Gables, Fla.	W	4-1
2016	2/20	Coral Gables, Fla.	W	2-0
2016	2/21	Coral Gables, Fla.	W	8-1
2017	2/17	Coral Gables, Fla.	W	3-0
2017	2/18	Coral Gables, Fla.	W	8-4
2017	2/19	Coral Gables, Fla.	L	6-17
2018	2/16	Coral Gables, Fla.	W	7-1
2018	2/17	Coral Gables, Fla.	W	8-5
2018	2/18	Coral Gables, Fla.	L	5-7
2019	2/15	Coral Gables, Fla.	W	19-3
2019	2/16	Coral Gables, Fla.	W	7-1
2019	2/17	Coral Gables, Fla.	W	9-3
2020	2/14	Coral Gables, Fla.	W	2-1
2020	2/15	Coral Gables, Fla.	W	8-2
2020	2/16	Coral Gables, Fla.	W	13-6

Coral Gables: Miami leads, 69-14

## SAM HOUSTON STATE

### SAM HOUSTON STATE LEADS, 1-0

YEAR	DATE	SITE	W/L	SCORE
1996	5/23+	Austin, Texas	L	4-5

Neutral Site: Sam Houston State leads, 1-0

## SAN DIEGO STATE

### MIAMI LEADS, 4-0

YEAR	DATE	SITE	W/L	SCORE
2001	3/2	Minneapolis, Minn.	W	8-6
2003	2/21	Coral Gables, Fla.	W	6-3
2003	2/22	Coral Gables, Fla.	W	4-1
2003	2/23	Coral Gables, Fla.	W	6-3

Coral Gables: Miami leads, 3-0

Neutral Site: Miami leads, 1-0

## SAN FRANCISCO

### MIAMI LEADS, 1-0

YEAR	DATE	SITE	W/L	SCORE
2006	6/2+	Lincoln, Neb.	W	11-2

Neutral Site: Miami leads, 1-0

## SAVANNAH STATE

### MIAMI LEADS, 7-0

YEAR	DATE	SITE	W/L	SCORE
2001	4/6	Coral Gables, Fla.	W	13-4
2001	4/7	Coral Gables, Fla.	W	7-2
2001	4/8	Coral Gables, Fla.	W	16-5
2003	5/16	Coral Gables, Fla.	W	12-7
2003	5/17	Coral Gables, Fla.	W	11-2
2003	5/17	Coral Gables, Fla.	W	6-4
2003	5/18	Coral Gables, Fla.	W	11-3

Coral Gables: Miami leads, 7-0

# ALL-TIME SERIES RESULTS

## SETON HALL

### MIAMI LEADS, 21-4

YEAR	DATE	SITE	W/L	SCORE
1974	3/18	Coral Gables, Fla.	W	4-3 (10)
1974	3/20	Coral Gables, Fla.	W	6-2
1976	3/23	Coral Gables, Fla.	W	9-3
1976	3/26	Coral Gables, Fla.	W	5-1
1977	3/18	Coral Gables, Fla.	W	16-5
1982	2/11	Coral Gables, Fla.	W	3-1
1982	2/12	Coral Gables, Fla.	L	13-14
1982	2/15	Coral Gables, Fla.	W	7-2
1983	2/17	Coral Gables, Fla.	W	11-4
1983	2/18	Coral Gables, Fla.	W	8-4
1984	2/16	Coral Gables, Fla.	L	2-5
1984	2/19	Coral Gables, Fla.	W	15-2
1985	2/18	Coral Gables, Fla.	W	9-4
1986	2/16	Coral Gables, Fla.	W	5-1
1986	2/17	Coral Gables, Fla.	W	5-0
1987	2/15	Coral Gables, Fla.	L	5-11
1988	2/14	Coral Gables, Fla.	W	9-4
1989	2/19	Coral Gables, Fla.	W	11-2
1989	2/20	Coral Gables, Fla.	L	1-5
1990	2/2	Coral Gables, Fla.	W	7-0
1990	2/3	Coral Gables, Fla.	W	17-3
1990	2/4	Coral Gables, Fla.	W	8-2
1992	2/7	Coral Gables, Fla.	W	14-2
1992	2/8	Coral Gables, Fla.	W	25-3
1992	2/9	Coral Gables, Fla.	W	4-1

Coral Gables: Miami leads, 21-4

## SOUTH ALABAMA

### MIAMI LEADS, 15-8

YEAR	DATE	SITE	W/L	SCORE
1973	5/24+	Starkville, Miss.	W	5-3
1980	2/29	Coral Gables, Fla.	W	2-0
1980	3/1	Coral Gables, Fla.	L	4-7
1980	3/2	Coral Gables, Fla.	W	7-1
1980	5/25+	Coral Gables, Fla.	W	15-6
1981	5/13	Mobile, Ala.	W	3-0
1981	5/14	Mobile, Ala.	W	4-1
1981	5/15	Mobile, Ala.	W	5-2
1982	4/22	Coral Gables, Fla.	W	7-2
1983	5/6	Mobile, Ala.	L	0-10
1983	5/7	Mobile, Ala.	L	1-2 (6)
1983	5/8	Mobile, Ala.	W	7-3
1983	5/28+	Tallahassee, Fla.	W	14-5
1984	5/27+	Tallahassee, Fla.	L	4-6
1984	5/28+	Tallahassee, Fla.	W	10-2
1985	2/1	Coral Gables, Fla.	W	14-5
1985	2/2	Coral Gables, Fla.	W	12-9
1985	2/3	Coral Gables, Fla.	L	5-7
1986	4/9	Mobile, Ala.	L	4-8
1993	5/27+	Baton Rouge, La.	L	3-7
1997	1/31	Coral Gables, Fla.	W	4-2
1997	2/1	Coral Gables, Fla.	L	7-9
1997	2/2	Coral Gables, Fla.	W	16-4

Coral Gables: Miami leads, 8-3

Mobile: Miami leads, 4-3

Neutral Site: Miami leads, 3-2

## SOUTH CAROLINA

### MIAMI LEADS, 24-9

YEAR	DATE	SITE	W/L	SCORE
1974	5/25+	Starkville, Miss.	W	5-0
1974	5/26+	Starkville, Miss.	L	1-3
1974	5/27+	Starkville, Miss.	W	2-1
1979	5/10	Columbia, S.C.	W	9-0
1979	5/11	Columbia, S.C.	W	9-0 (F)
1979	5/13	Columbia, S.C.	W	3-1
1979	5/14	Columbia, S.C.	W	6-1
1980	4/2	Coral Gables, Fla.	W	9-0
1980	4/3	Coral Gables, Fla.	W	5-0
1980	4/4	Coral Gables, Fla.	L	5-15
1980	4/5	Coral Gables, Fla.	L	1-8
1982	3/12	Coral Gables, Fla.	W	2-1
1982	3/13	Coral Gables, Fla.	W	4-3 (12)
1982	3/14	Coral Gables, Fla.	W	8-6
1982	3/15	Coral Gables, Fla.	W	4-3
1982	4/14	Columbia, S.C.	W	11-3
1982	4/15	Columbia, S.C.	W	12-8
1982	4/16	Columbia, S.C.	L	2-6
1982	4/17	Columbia, S.C.	W	19-3 (8)
1983	5/13	Coral Gables, Fla.	L	3-4
1983	5/14	Coral Gables, Fla.	W	9-7
1983	5/15	Coral Gables, Fla.	W	6-5 (10)
1984	3/9	Coral Gables, Fla.	L	9-14
1984	3/10	Coral Gables, Fla.	W	6-3
1984	3/11	Coral Gables, Fla.	W	13-11
1986	5/24+	Coral Gables, Fla.	W	7-5
1988	5/29+	Coral Gables, Fla.	W	10-3
1992	5/24+	Coral Gables, Fla.	W	17-2
1998	5/23+	Coral Gables, Fla.	W	14-2
2002	6/7\$	Columbia, S.C.	L	7-10
2002	6/8\$	Columbia, S.C.	W	5-2
2002	6/9\$	Columbia, S.C.	L	4-6
2004	6/22#	Omaha, Neb.	L	11-15

Coral Gables: Miami leads, 14-4

Columbia: Miami leads, 8-3

Neutral Site: Tied, 2-2

## SOUTHERN

### MIAMI LEADS, 1-0

YEAR	DATE	SITE	W/L	SCORE
2019	6/2+	Starkville, Miss.	W	12-2

Neutral Site: Miami leads, 1-0



# ALL-TIME SERIES RESULTS



## SOUTHERN CALIFORNIA

### MIAMI LEADS, 8-5

YEAR	DATE	SITE	W/L	SCORE
1974	6/12#	Omaha, Neb.	W	7-3
1974	6/15#	Omaha, Neb.	L	3-7
1978	6/2#	Omaha, Neb.	L	3-9
1981	2/6	Coral Gables, Fla.	W	7-6
1981	2/7	Coral Gables, Fla.	W	6-3
1981	2/8	Coral Gables, Fla.	W	10-9 (13)
1985	4/5	Oklahoma City, Okla.	W	11-1
1985	4/7	Oklahoma City, Okla.	W	8-6
1995	6/2#	Omaha, Neb.	W	15-10
1995	6/7#	Omaha, Neb.	L	5-7
1995	6/9#	Omaha, Neb.	L	3-7
2001	6/11#	Omaha, Neb.	W	4-3
2002	3/1	Fullerton, Calif.	L	10-11

Coral Gables: Miami leads, 3-0

Neutral Site: Tied, 5-5

## SOUTHERN ILLINOIS

### MIAMI LEADS, 46-11

YEAR	DATE	SITE	W/L	SCORE
1972	3/23	Coral Gables, Fla.	W	6-0
1972	3/26	Coral Gables, Fla.	L	1-7
1973	3/17	Coral Gables, Fla.	W	13-12
1973	3/18	Coral Gables, Fla.	W	12-1
1974	3/26	Coral Gables, Fla.	W	6-1
1974	3/29	Coral Gables, Fla.	W	6-1
1974	6/13#	Omaha, Neb.	L	3-4
1976	3/13	Coral Gables, Fla.	W	13-0
1976	3/14	Coral Gables, Fla.	W	19-3
1976	3/15	Coral Gables, Fla.	L	2-9
1976	3/16	Coral Gables, Fla.	W	9-6
1977	3/19	Coral Gables, Fla.	W	13-7
1977	3/23	Coral Gables, Fla.	L	4-7
1977	3/26	Coral Gables, Fla.	W	1-0
1978	3/17	Coral Gables, Fla.	L	0-12
1978	3/21	Coral Gables, Fla.	W	3-1
1978	3/24	Coral Gables, Fla.	W	4-2
1979	3/10	Coral Gables, Fla.	W	11-2
1979	3/13	Coral Gables, Fla.	L	0-7
1979	3/16	Coral Gables, Fla.	W	5-3
1980	3/17	Coral Gables, Fla.	W	5-1
1980	3/18	Coral Gables, Fla.	L	2-5
1980	3/20	Coral Gables, Fla.	W	9-4
1980	3/22	Coral Gables, Fla.	W	8-1
1981	3/13	Coral Gables, Fla.	W	5-0
1981	3/14	Coral Gables, Fla.	W	6-4
1981	3/18	Coral Gables, Fla.	W	11-5
1981	3/21	Coral Gables, Fla.	W	7-4
1983	3/12	Coral Gables, Fla.	W	12-3
1983	3/17	Coral Gables, Fla.	L	7-13
1983	3/19	Coral Gables, Fla.	W	9-0
1983	3/19	Coral Gables, Fla.	W	7-3
1984	3/14	Coral Gables, Fla.	W	4-3
1984	3/16	Coral Gables, Fla.	W	10-7
1984	3/17	Coral Gables, Fla.	W	11-7
1985	3/14	Coral Gables, Fla.	W	12-4
1985	3/15	Coral Gables, Fla.	W	2-0
1985	3/16	Coral Gables, Fla.	W	7-6
1986	3/8	Coral Gables, Fla.	W	4-1
1986	3/14	Coral Gables, Fla.	W	5-2
1987	3/13	Coral Gables, Fla.	W	9-4
1987	3/14	Coral Gables, Fla.	W	7-0

YEAR	DATE	SITE	W/L	SCORE
1988	3/11	Coral Gables, Fla.	W	7-6
1988	3/12	Coral Gables, Fla.	W	6-5
1989	3/10	Coral Gables, Fla.	W	6-0
1989	3/11	Coral Gables, Fla.	W	10-6
1990	3/9	Coral Gables, Fla.	W	5-1
1990	3/10	Coral Gables, Fla.	L	0-1
1991	3/8	Coral Gables, Fla.	L	1-2
1991	3/9	Coral Gables, Fla.	W	12-0
1992	3/20	Coral Gables, Fla.	W	9-1
1992	3/21	Coral Gables, Fla.	W	5-1
1993	3/18	Coral Gables, Fla.	W	6-2
1994	3/18	Coral Gables, Fla.	W	5-1
1994	3/19	Coral Gables, Fla.	W	12-3
1995	3/14	Coral Gables, Fla.	W	5-4
1995	3/15	Coral Gables, Fla.	W	5-3

Coral Gables: Miami leads, 46-10

Neutral Site: Southern Illinois leads, 1-0

## ST. BONAVENTURE

### TIED, 1-1

YEAR	DATE	SITE	W/L	SCORE
2004	6/4+	Coral Gables, Fla.	W	6-3
2007	3/6	Coral Gables, Fla.	L	2-5

Coral Gables: Tied, 1-1

## ST. FRANCIS BROOKLYN

### MIAMI LEADS, 5-0

YEAR	DATE	SITE	W/L	SCORE
1979	3/27	Coral Gables, Fla.	W	10-3
1979	3/28	Coral Gables, Fla.	W	15-5
1988	3/17	Coral Gables, Fla.	W	10-5
1990	2/21	Coral Gables, Fla.	W	10-2
1990	2/25	Coral Gables, Fla.	W	17-1

Coral Gables: Miami leads, 5-0

## ST. JOHN'S

### MIAMI LEADS, 3-0

YEAR	DATE	SITE	W/L	SCORE
2013	5/3	Coral Gables, Fla.	W	12-3
2013	5/4	Coral Gables, Fla.	W	4-2
2013	5/5	Coral Gables, Fla.	W	6-4

Coral Gables: Miami leads, 3-0

## ST. JOSEPH'S

### MIAMI LEADS, 19-1

YEAR	DATE	SITE	W/L	SCORE
1972	3/10	Coral Gables, Fla.	L	3-6
1972	3/11	Coral Gables, Fla.	W	7-1
1972	3/11	Coral Gables, Fla.	W	4-3
1972	3/12	Coral Gables, Fla.	W	5-2
1973	3/6	Coral Gables, Fla.	W	9-2
1973	3/7	Coral Gables, Fla.	W	4-3
1974	3/5	Coral Gables, Fla.	W	9-2
1974	3/6	Coral Gables, Fla.	W	5-2
1975	3/2	Coral Gables, Fla.	W	10-7
1975	3/2	Coral Gables, Fla.	W	4-1
1978	3/6	Coral Gables, Fla.	W	11-0

# ALL-TIME SERIES RESULTS

YEAR	DATE	SITE	W/L	SCORE	YEAR	DATE	SITE	W/L	SCORE
1978	3/7	Coral Gables, Fla.	W	6-4	1993	4/17	Coral Gables, Fla.	W	8-6
1979	3/6	Coral Gables, Fla.	W	6-2	1994	4/22	Coral Gables, Fla.	W	8-6
1979	3/9	Coral Gables, Fla.	W	8-5	1994	4/23	Coral Gables, Fla.	W	9-4
1980	3/4	Coral Gables, Fla.	W	6-0	1996	3/27	Coral Gables, Fla.	W	8-0
1980	3/5	Coral Gables, Fla.	W	12-4	1996	4/10	Coral Gables, Fla.	W	15-2
1981	3/2	Coral Gables, Fla.	W	14-4	1997	4/9	Coral Gables, Fla.	W	12-2
1981	3/3	Coral Gables, Fla.	W	11-0	1998	4/17	Coral Gables, Fla.	W	12-8
1981	3/4	Coral Gables, Fla.	W	15-7	1998	4/18	Coral Gables, Fla.	W	22-7
2009	3/10	Coral Gables, Fla.	W	11-6	2009	3/17	Coral Gables, Fla.	W	8-0
					2010	4/27	Coral Gables, Fla.	W	9-6
					2012	3/28	Coral Gables, Fla.	W	11-4
					2013	2/26	Coral Gables, Fla.	W	5-4
					2016	2/24	Coral Gables, Fla.	W	7-6 (10)

Coral Gables: Miami leads, 19-1

## ST. LEO

### MIAMI LEADS, 10-1

YEAR	DATE	SITE	W/L	SCORE
1968	4/5	Coral Gables, Fla.	W	8-1
1968	4/6	Coral Gables, Fla.	W	1-0
1968	4/6	Coral Gables, Fla.	W	11-0
1969	4/9	Dade City, Fla.	L	10-11
1977	2/22	Coral Gables, Fla.	W	5-0
1977	2/23	Coral Gables, Fla.	W	6-5
1980	2/26	Coral Gables, Fla.	W	7-2
1980	2/27	Coral Gables, Fla.	W	20-2
1981	4/29	Coral Gables, Fla.	W	14-2
1981	4/30	Coral Gables, Fla.	W	8-1
1983	3/30	Coral Gables, Fla.	W	8-4

Coral Gables: Miami leads, 10-0

Neutral Site: St. Leo leads, 1-0

## SAINT MARY'S

### MIAMI LEADS, 3-0

YEAR	DATE	SITE	W/L	SCORE
2008	5/2	Coral Gables, Fla.	W	10-6
2008	5/3	Coral Gables, Fla.	W	5-0
2008	5/4	Coral Gables, Fla.	W	15-3

Coral Gables: Miami leads, 3-0

## ST. PETER'S

### MIAMI LEADS, 1-0

YEAR	DATE	SITE	W/L	SCORE
2003	3/18	Coral Gables, Fla.	W	16-2

Coral Gables: Miami leads, 1-0

## ST. THOMAS (FL)

### MIAMI LEADS, 23-2

YEAR	DATE	SITE	W/L	SCORE
1985	2/20	Coral Gables, Fla.	L	1-4
1986	3/4	Coral Gables, Fla.	L	9-10
1988	3/1	Coral Gables, Fla.	W	6-2
1989	4/18	Coral Gables, Fla.	W	9-0
1990	4/7	Coral Gables, Fla.	W	13-2
1990	4/18	Coral Gables, Fla.	W	6-2
1991	4/6	Coral Gables, Fla.	W	6-3
1991	4/17	Coral Gables, Fla.	W	4-3 (12)
1992	4/17	Coral Gables, Fla.	W	11-1
1992	4/18	Coral Gables, Fla.	W	4-3 (12)
1992	4/28	Coral Gables, Fla.	W	11-1
1993	4/16	Coral Gables, Fla.	W	7-6 (15)

Coral Gables: Miami leads, 23-2

## STANFORD

### MIAMI LEADS, 5-3

YEAR	DATE	SITE	W/L	SCORE
1985	6/1#	Omaha, Neb.	W	17-3
1988	4/29	Coral Gables, Fla.	W	9-3
1988	4/30	Coral Gables, Fla.	W	7-3
1998	6/7#	Omaha, Neb.	L	1-2
1990	4/1	Minneapolis, Minn.	W	4-3
1991	5/25+	Fresno, Calif.	L	7-15
2001	6/16#	Omaha, Neb.	W	12-1
2008	6/18#	Omaha, Neb.	L	3-8

Coral Gables: Miami leads, 2-0

Neutral Site: Tied, 3-3

## STETSON

### MIAMI LEADS, 114-43

YEAR	DATE	SITE	W/L	SCORE
1947	4/24	Miami Beach, Fla.	W	4-1
1947	4/25	Miami Beach, Fla.	L	2-5
1948	4/19	DeLand, Fla.	W	14-3
1948	4/20	DeLand, Fla.	W	3-0
1948	5/11	Coral Gables, Fla.	W	3-2
1949	4/13	DeLand, Fla.	L	4-5
1949	4/14	DeLand, Fla.	L	6-8
1949	4/29	Coral Gables, Fla.	W	3-2
1949	4/30	Coral Gables, Fla.	W	9-3
1950	4/28	Coral Gables, Fla.	W	5-4
1950	4/29	Coral Gables, Fla.	W	10-7
1950	5/3	DeLand, Fla.	L	2-10
1950	5/4	DeLand, Fla.	W	13-7
1951	4/13	Coral Gables, Fla.	L	3-6
1951	4/14	Coral Gables, Fla.	L	3-7
1951	5/2	DeLand, Fla.	L	4-5
1951	5/3	DeLand, Fla.	L	8-13
1952	4/18	Coral Gables, Fla.	W	6-5
1952	4/19	Coral Gables, Fla.	L	4-5
1952	4/23	DeLand, Fla.	L	2-4
1952	4/24	DeLand, Fla.	L	4-6
1953	3/30	Coral Gables, Fla.	W	18-17
1953	3/31	Coral Gables, Fla.	L	0-6
1953	4/22	DeLand, Fla.	L	4-11
1953	4/23	DeLand, Fla.	W	12-0
1954	4/16	Coral Gables, Fla.	W	5-1
1954	4/17	Coral Gables, Fla.	L	3-2
1954	4/30	DeLand, Fla.	L	2-10
1954	5/1	DeLand, Fla.	L	6-8
1955	4/8	Coral Gables, Fla.	W	6-0

# ALL-TIME SERIES RESULTS

YEAR	DATE	SITE	W/L	SCORE	YEAR	DATE	SITE	W/L	SCORE
1955	4/20	DeLand, Fla.	L	8-20	1981	4/9	DeLand, Fla.	L	3-9
1955	4/21	DeLand, Fla.	W	10-6	1982	4/8	Coral Gables, Fla.	W	3-2
1956	4/13	Coral Gables, Fla.	W	8-7 (12)	1982	4/9	Coral Gables, Fla.	W	14-7
1956	4/14	Coral Gables, Fla.	W	4-3	1982	4/10	Coral Gables, Fla.	L	2-4
1956	4/26	DeLand, Fla.	W	3-2	1982	5/29+	Coral Gables, Fla.	W	18-2
1956	4/26	DeLand, Fla.	W	2-0	1982	5/30+	Coral Gables, Fla.	W	15-3
1957	3/13	DeLand, Fla.	L	0-6	1983	4/5	DeLand, Fla.	L	4-5
1957	3/14	DeLand, Fla.	W	5-4	1983	4/5	DeLand, Fla.	W	15-8
1957	5/10	Coral Gables, Fla.	L	6-11	1983	4/6	DeLand, Fla.	W	14-6
1957	5/11	Coral Gables, Fla.	W	9-7	1983	4/22	Coral Gables, Fla.	W	4-1
1958	3/12	DeLand, Fla.	L	5-7	1983	4/23	Coral Gables, Fla.	W	12-9
1958	5/9	Coral Gables, Fla.	W	3-0	1984	4/26	Coral Gables, Fla.	W	7-3
1958	5/10	Coral Gables, Fla.	L	1-9	1984	4/27	Coral Gables, Fla.	W	11-1
1959	5/8	Coral Gables, Fla.	W	10-3	1984	4/28	Coral Gables, Fla.	W	5-4
1959	5/9	Coral Gables, Fla.	W	1-0 (10)	1984	5/26+	Tallahassee, Fla.	W	13-8
1960	4/11	DeLand, Fla.	W	5-0	1985	4/29	DeLand, Fla.	W	12-10
1960	4/12	DeLand, Fla.	L	3-6	1985	4/30	DeLand, Fla.	L	2-3
1960	5/6	Coral Gables, Fla.	W	6-0	1985	4/30	DeLand, Fla.	W	4-3
1960	5/7	Coral Gables, Fla.	W	8-1	1986	4/24	Coral Gables, Fla.	W	17-6
1961	4/14	DeLand, Fla.	L	1-6	1986	4/25	Coral Gables, Fla.	W	12-4
1961	4/15	DeLand, Fla.	L	5-6	1986	4/26	Coral Gables, Fla.	W	9-1
1961	5/5	Coral Gables, Fla.	W	3-2	1987	3/31	DeLand, Fla.	W	8-2
1961	5/6	Coral Gables, Fla.	W	4-1	1987	4/1	DeLand, Fla.	W	6-4
1962	4/13	DeLand, Fla.	W	14-7	1988	5/20	Coral Gables, Fla.	W	6-4
1962	4/13	DeLand, Fla.	W	12-8	1989	3/28	Coral Gables, Fla.	W	5-3
1962	4/14	DeLand, Fla.	W	7-2	1989	3/29	Coral Gables, Fla.	L	8-9 (10)
1963	4/19	Coral Gables, Fla.	W	11-2	1990	3/5	DeLand, Fla.	W	4-1
1963	4/20	Coral Gables, Fla.	W	1-0	1990	3/6	DeLand, Fla.	W	5-4 (11)
1963	4/20	Coral Gables, Fla.	W	7-0	1990	5/25+	Coral Gables, Fla.	W	4-3
1964	4/24	DeLand, Fla.	W	12-4	1991	2/15	Coral Gables, Fla.	W	8-1
1964	4/25	DeLand, Fla.	W	4-1	1991	2/16	Coral Gables, Fla.	W	2-0
1964	4/25	DeLand, Fla.	W	13-4	1992	2/28	Coral Gables, Fla.	L	5-8
1965	5/7	Coral Gables, Fla.	W	15-1	1992	2/29	Coral Gables, Fla.	W	7-2
1965	5/8	Coral Gables, Fla.	W	3-2	1992	3/1	Coral Gables, Fla.	W	7-5
1965	5/8	Coral Gables, Fla.	L	6-8	1993	3/1	DeLand, Fla.	W	6-4
1967	5/8	DeLand, Fla.	W	9-0	1993	3/2	DeLand, Fla.	W	19-3
1967	5/9	DeLand, Fla.	W	10-5	1994	2/11	Coral Gables, Fla.	W	6-4
1968	5/10	Coral Gables, Fla.	W	2-1	1994	2/12	Coral Gables, Fla.	L	4-7
1969	4/28	DeLand, Fla.	W	14-9	1994	2/13	Coral Gables, Fla.	L	3-5
1969	4/29	DeLand, Fla.	L	5-6 (10)	1995	4/21	Coral Gables, Fla.	L	3-10
1970	4/17	Coral Gables, Fla.	W	3-2	1995	4/22	Coral Gables, Fla.	W	14-7
1970	4/18	Coral Gables, Fla.	W	3-2	1995	4/23	DeLand, Fla.	L	2-3
1971	5/10	DeLand, Fla.	L	0-2	1996	4/26	Coral Gables, Fla.	W	20-7
1971	5/11	DeLand, Fla.	W	4-3	1996	4/27	Coral Gables, Fla.	W	7-6
1972	5/5	Coral Gables, Fla.	W	2-1	1996	4/28	Coral Gables, Fla.	W	9-4
1972	5/6	Coral Gables, Fla.	W	7-0	1997	2/7	Coral Gables, Fla.	L	6-10
1973	3/9	DeLand, Fla.	W	7-0	1997	2/8	Coral Gables, Fla.	W	7-0
1973	3/10	DeLand, Fla.	W	4-0	1997	2/9	Coral Gables, Fla.	W	11-4
1973	3/10	DeLand, Fla.	L	2-4	1997	2/17	DeLand, Fla.	L	10-11
1974	5/10	Coral Gables, Fla.	L	7-9	1999	1/29	Coral Gables, Fla.	W	12-1
1974	5/11	Coral Gables, Fla.	W	4-3	1999	1/30	Coral Gables, Fla.	W	4-3 (10)
1975	3/4	DeLand, Fla.	W	12-5	2001	5/27+	Coral Gables, Fla.	W	16-8
1975	3/5	DeLand, Fla.	W	5-2	2007	4/25	Coral Gables, Fla.	W	7-3
1976	4/30	Coral Gables, Fla.	W	14-1	2012	4/18	Coral Gables, Fla.	W	3-2
1976	5/1	Coral Gables, Fla.	W	6-5 (12)	2013	4/10	Coral Gables, Fla.	W	8-2
1977	2/18	DeLand, Fla.	L	6-7	2014	3/12	DeLand, Fla.	L	3-7
1977	2/19	DeLand, Fla.	W	6-0	2015	3/11	Coral Gables, Fla.	W	7-0
1978	4/28	Coral Gables, Fla.	W	10-2	2016	3/9	Coral Gables, Fla.	W	4-2
1978	4/29	Coral Gables, Fla.	W	5-4 (10)	2016	6/3+	Coral Gables, Fla.	W	4-2
1979	4/20	DeLand, Fla.	W	12-3					
1979	4/20	DeLand, Fla.	W	4-0					
1979	4/21	DeLand, Fla.	W	14-10					
1980	4/25	Coral Gables, Fla.	W	17-6					
1980	4/26	Coral Gables, Fla.	W	11-4					
1980	4/27	Coral Gables, Fla.	W	3-2 (10)					
1981	4/8	DeLand, Fla.	W	6-5					
1981	4/8	DeLand, Fla.	W	5-3					

**Coral Gables:** Miami leads, 73-16

**DeLand:** Miami leads, 39-26

**Neutral Site:** Miami leads, 2-1

# ALL-TIME SERIES RESULTS

## STONY BROOK

TIED, 1-1

YEAR	DATE	SITE	W/L	SCORE
2003	3/19	Coral Gables, Fla.	W	9-8
2012	6/1+	Coral Gables, Fla.	L	2-10

Coral Gables: Tied, 1-1

## TAMPA

MIAMI LEADS, 67-9

YEAR	DATE	SITE	W/L	SCORE
1940	-	-	L	5-7
1947	4/18	Coral Gables, Fla.	W	3-1
1947	5/16	Coral Gables, Fla.	W	9-2
1948	4/22	Tampa, Fla.	L	0-1 (10)
1948	5/21	Coral Gables, Fla.	W	7-0
1948	5/22	Coral Gables, Fla.	W	10-7
1949	4/22	Coral Gables, Fla.	W	3-2
1949	4/23	Coral Gables, Fla.	W	14-3
1952	5/16	Coral Gables, Fla.	W	9-4
1952	5/17	Coral Gables, Fla.	W	13-6
1957	5/3	Coral Gables, Fla.	W	7-6
1958	4/16	Tampa, Fla.	L	3-4
1958	4/17	Tampa, Fla.	L	1-3
1958	4/25	Coral Gables, Fla.	W	5-2
1958	4/26	Coral Gables, Fla.	W	4-1
1959	4/20	Tampa, Fla.	L	3-5
1959	4/21	Tampa, Fla.	L	1-5
1960	4/22	Coral Gables, Fla.	W	5-2
1960	5/12	Tampa, Fla.	W	3-1
1961	4/10	Tampa, Fla.	W	5-2 (12)
1961	4/10	Tampa, Fla.	W	4-2
1962	5/1	Tampa, Fla.	W	8-7 (12)
1962	5/2	Tampa, Fla.	W	7-6
1962	5/2	Tampa, Fla.	W	5-0
1963	4/5	Coral Gables, Fla.	W	4-3
1963	4/6	Coral Gables, Fla.	W	7-5
1963	4/6	Coral Gables, Fla.	L	2-3
1964	4/10	Tampa, Fla.	W	10-0
1964	4/11	Tampa, Fla.	W	9-6
1964	4/11	Tampa, Fla.	W	5-4
1965	4/26	Coral Gables, Fla.	W	3-2
1965	4/26	Coral Gables, Fla.	W	4-2
1965	4/27	Coral Gables, Fla.	W	5-1
1966	5/2	Coral Gables, Fla.	W	1-0
1966	5/3	Coral Gables, Fla.	W	5-2
1967	5/1	Coral Gables, Fla.	W	5-0
1967	5/2	Coral Gables, Fla.	W	10-0
1968	5/6	Coral Gables, Fla.	W	8-3
1968	5/7	Coral Gables, Fla.	W	1-0
1969	5/9	Coral Gables, Fla.	W	13-0
1969	5/10	Coral Gables, Fla.	W	1-0 (11)
1970	3/13	Coral Gables, Fla.	W	1-0
1970	3/14	Coral Gables, Fla.	W	2-1
1971	4/30	Coral Gables, Fla.	W	13-0 (7)
1971	5/1	Coral Gables, Fla.	W	11-8
1972	4/21	Coral Gables, Fla.	W	3-2
1972	4/22	Coral Gables, Fla.	W	3-2
1973	4/27	Coral Gables, Fla.	W	3-2
1973	4/28	Coral Gables, Fla.	W	20-1
1974	4/26	Coral Gables, Fla.	W	7-2
1974	4/27	Coral Gables, Fla.	W	11-1
1975	4/13	Coral Gables, Fla.	W	12-1
1975	4/15	Coral Gables, Fla.	W	6-5
1976	2/27	Coral Gables, Fla.	W	4-1

YEAR	DATE	SITE	W/L	SCORE
1976	2/28	Coral Gables, Fla.	W	4-0
1976	3/4	Tampa, Fla.	W	3-1
1977	4/7	Coral Gables, Fla.	W	10-1
1978	4/8	Coral Gables, Fla.	W	5-4
1978	4/8	Coral Gables, Fla.	W	9-2
1985	2/27	Coral Gables, Fla.	W	17-4
1986	5/6	Coral Gables, Fla.	W	8-7 (10)
1987	2/17	Coral Gables, Fla.	L	1-5
1988	4/26	Coral Gables, Fla.	W	8-5
1989	5/9	Coral Gables, Fla.	L	12-13
1990	4/25	Coral Gables, Fla.	W	2-1 (10)
1991	2/12	Coral Gables, Fla.	W	6-1
1992	5/12	Coral Gables, Fla.	W	5-1
1992	5/13	Coral Gables, Fla.	W	12-11
1993	4/30	Coral Gables, Fla.	W	6-2
1993	5/1	Coral Gables, Fla.	W	11-3
1994	5/7	Coral Gables, Fla.	W	10-4
1994	5/8	Coral Gables, Fla.	W	3-0
1995	3/31	Coral Gables, Fla.	W	19-7
1995	4/1	Coral Gables, Fla.	W	7-5
1996	4/20	Coral Gables, Fla.	W	5-3
1996	4/21	Coral Gables, Fla.	W	2-1

Coral Gables: Miami leads, 57-3

Tampa: Miami leads, 10-5

## TENNESSEE

MIAMI LEADS, 13-6

YEAR	DATE	SITE	W/L	SCORE
1989	2/17	Coral Gables, Fla.	W	4-1
1989	2/18	Coral Gables, Fla.	L	5-6 (11)
1994	2/4	Coral Gables, Fla.	W	6-0
1994	2/5	Coral Gables, Fla.	W	3-1
1994	2/6	Coral Gables, Fla.	W	1-0
1996	4/16	Knoxville, Tenn.	L	1-12
1996	4/17	Knoxville, Tenn.	L	2-4
1996	4/18	Knoxville, Tenn.	L	1-15
2001	6/9#	Omaha, Neb.	W	21-13
2001	6/14#	Omaha, Neb.	W	12-6
2002	2/1	Coral Gables, Fla.	W	5-4
2002	2/2	Coral Gables, Fla.	L	4-7
2002	2/3	Coral Gables, Fla.	W	9-4
2003	3/7	Knoxville, Tenn.	W	5-2
2003	3/8	Knoxville, Tenn.	W	8-4
2003	3/9	Knoxville, Tenn.	W	10-4
2004	2/20	Coral Gables, Fla.	W	8-7
2004	2/21	Coral Gables, Fla.	L	11-14
2004	2/22	Coral Gables, Fla.	W	14-3

Coral Gables: Miami leads, 8-3

Knoxville: Tied, 3-3

Neutral Site: Miami leads, 2-0

## TEXAS

TEXAS LEADS, 21-19

YEAR	DATE	SITE	W/L	SCORE
1976	5/30+	Arlington, Texas	L	0-5
1981	6/4#	Omaha, Neb.	L	4-5
1982	6/10#	Omaha, Neb.	W	2-1
1985	6/5#	Omaha, Neb.	L	4-8
1985	6/9#	Omaha, Neb.	W	2-1
1985	6/11#	Omaha, Neb.	W	10-6
1986	2/8	Coral Gables, Fla.	W	5-3
1986	2/9	Coral Gables, Fla.	W	10-7

# ALL-TIME SERIES RESULTS

YEAR	DATE	SITE	W/L	SCORE
1987	2/8	Austin, Texas	L	6-16
1987	2/9	Austin, Texas	L	7-8
1988	2/27	Coral Gables, Fla.	L	5-8
1988	2/28	Coral Gables, Fla.	W	3-2
1989	2/25	Austin, Texas	W	6-5
1989	2/26	Austin, Texas	L	2-5
1989	2/27	Austin, Texas	L	5-6
1989	6/5#	Omaha, Neb.	L	2-12
1990	2/16	Coral Gables, Fla.	W	6-5
1990	2/17	Coral Gables, Fla.	W	7-1
1990	2/18	Coral Gables, Fla.	W	7-6
1991	2/8	Austin, Texas	L	2-6
1991	2/9	Austin, Texas	L	5-7
1991	2/10	Austin, Texas	W	6-5
1992	5/1	Coral Gables, Fla.	W	6-1
1992	5/2	Coral Gables, Fla.	W	3-2
1992	5/3	Coral Gables, Fla.	L	3-10
1993	2/5	Austin, Texas	L	6-17
1993	2/6	Austin, Texas	L	6-7
1993	2/7	Austin, Texas	L	11-12 (10)
1996	5/25+	Austin, Texas	W	9-7
1997	3/1	Austin, Texas	L	3-4
1997	3/2	Austin, Texas	L	3-22
1997	3/3	Austin, Texas	L	12-13
1998	2/27	Coral Gables, Fla.	W	5-4
1998	2/28	Coral Gables, Fla.	W	9-5
1998	3/1	Coral Gables, Fla.	L	7-8
1999	2/26	Coral Gables, Fla.	W	7-1
1999	2/27	Coral Gables, Fla.	W	6-4
1999	2/28	Coral Gables, Fla.	W	14-11
2003	6/14#	Omaha, Neb.	L	2-13
2003	6/17#	Omaha, Neb.	L	1-5

Coral Gables: Miami leads, 13-3

Austin: Texas leads, 12-3

Neutral Site: Texas leads, 6-3

## TEXAS A&M

MIAMI LEADS, 8-3

YEAR	DATE	SITE	W/L	SCORE
1979	3/14	Coral Gables, Fla.	W	3-1
1979	3/17	Coral Gables, Fla.	L	3-4 (12)
1980	4/11	College Station, Texas	W	8-1
1980	4/12	College Station, Texas	W	4-1 (7)
1983	3/11	Coral Gables, Fla.	W	5-1
1983	3/14	Coral Gables, Fla.	W	16-4
1995	5/29+	Coral Gables, Fla.	L	0-4
1995	5/29+	Coral Gables, Fla.	W	5-2
2010	6/5+	Coral Gables, Fla.	W	14-1
2010	6/6+	Coral Gables, Fla.	L	7-11
2010	6/7+	Coral Gables, Fla.	W	10-3

Coral Gables: Miami leads, 6-3

College Station: Miami leads, 2-0

## TEXAS TECH

TIED, 2-2

YEAR	DATE	SITE	W/L	SCORE
1998	5/23+	Coral Gables, Fla.	W	13-0
2014	5/31+	Coral Gables, Fla.	L	0-3
2014	6/1+	Coral Gables, Fla.	W	2-1 (10)
2014	6/2+	Coral Gables, Fla.	L	0-4

Coral Gables: Tied, 2-2

## THE CITADEL

TIED, 3-3

YEAR	DATE	SITE	W/L	SCORE
1979	5/18+	Coral Gables, Fla.	W	3-1 (16)
1990	5/28+	Coral Gables, Fla.	L	2-6
1990	5/29+	Coral Gables, Fla.	L	1-4
2003	2/28	Coral Gables, Fla.	L	7-8
2003	3/1	Coral Gables, Fla.	W	6-1
2003	3/2	Coral Gables, Fla.	W	14-6

Coral Gables: Tied, 3-3

## TOLEDO

MIAMI LEADS, 1-0

YEAR	DATE	SITE	W/L	SCORE
1997	3/22	Coral Gables, Fla.	W	22-3

Coral Gables: Miami leads, 1-0

## TOWSON

MIAMI LEADS, 4-0

YEAR	DATE	SITE	W/L	SCORE
1988	5/25+	Coral Gables, Fla.	W	4-0
2020	2/28	Coral Gables, Fla.	W	2-1
2020	2/29	Coral Gables, Fla.	W	8-2
2020	3/1	Coral Gables, Fla.	W	9-3

Coral Gables: Miami leads, 4-0

## TROY

MIAMI LEADS, 1-0

YEAR	DATE	SITE	W/L	SCORE
1978	4/15	Atlanta, Ga.	W	12-4

Neutral Site: Miami leads, 1-0

## TULANE

MIAMI LEADS, 9-8

YEAR	DATE	SITE	W/L	SCORE
1970	4/19	Coral Gables, Fla.	L	7-9 (7)
1970	4/19	Coral Gables, Fla.	W	1-0 (7)
1970	4/20	Coral Gables, Fla.	W	6-2
1971	4/17	Coral Gables, Fla.	W	4-0
1971	4/17	Coral Gables, Fla.	L	3-4
1971	4/18	Coral Gables, Fla.	W	7-5
1972	4/8	New Orleans, La.	L	6-7
1972	4/9	New Orleans, La.	L	1-3
1995	4/18	Coral Gables, Fla.	W	3-2
1995	4/19	Coral Gables, Fla.	W	9-8
1995	4/20	Coral Gables, Fla.	W	2-1
1977	3/11	New Orleans, La.	W	11-6
1984	3/24	Coral Gables, Fla.	L	4-9
1987	2/22	New Orleans, La.	L	3-4 (11)
1988	4/15	Coral Gables, Fla.	W	8-2
1988	4/16	Coral Gables, Fla.	L	1-4
1991	3/3	New Orleans, La.	L	2-5

Coral Gables: Miami leads, 8-4

New Orleans: Tulane leads, 4-1

# ALL-TIME SERIES RESULTS

## UCF

### MIAMI LEADS, 23-8

YEAR	DATE	SITE	W/L	SCORE
1985	5/11	Coral Gables, Fla.	L	6-7
1985	5/12	Coral Gables, Fla.	W	18-5
1985	5/12	Coral Gables, Fla.	W	28-5
1989	2/5	Coral Gables, Fla.	W	4-1
1989	2/6	Coral Gables, Fla.	W	5-1
1989	2/7	Coral Gables, Fla.	W	15-0
1989	5/27+	Gainesville, Fla.	W	10-1
1990	2/11	Orlando, Fla.	W	4-2
1990	5/18	Coral Gables, Fla.	W	4-3
1990	5/19	Coral Gables, Fla.	W	9-0
1993	3/31	Coral Gables, Fla.	W	11-2
1995	2/11	Kissimmee, Fla.	W	6-0
1995	2/12	Kissimmee, Fla.	W	5-4
1995	4/26	Coral Gables, Fla.	W	20-4
1995	4/27	Coral Gables, Fla.	L	5-11
2010	3/9	Orlando, Fla.	W	19-2
2010	3/23	Coral Gables, Fla.	L	3-6
2011	3/22	Coral Gables, Fla.	W	4-1
2012	3/14	Orlando, Fla.	W	3-2
2012	4/4	Coral Gables, Fla.	L	1-4
2013	3/6	Coral Gables, Fla.	W	5-0
2014	3/18	Coral Gables, Fla.	L	2-9
2014	4/9	Orlando, Fla.	W	6-5
2015	4/15	Coral Gables, Fla.	W	4-2
2016	3/16	Orlando, Fla.	W	5-2
2016	4/13	Coral Gables, Fla.	W	8-4
2017	5/10	Coral Gables, Fla.	L	2-5
2018	3/14	Orlando, Fla.	W	4-3
2018	4/11	Coral Gables, Fla.	L	0-4
2019	5/8	Coral Gables, Fla.	L	7-8
2020	3/11	Orlando, Fla.	W	3-2

Coral Gables: Miami leads, 13-8

Orlando/Kissimmee: Miami leads, 9-0

Neutral Site: Miami leads, 1-0

## UCLA

### MIAMI LEADS, 13-1

YEAR	DATE	SITE	W/L	SCORE
1984	2/10	Coral Gables, Fla.	W	6-5
1984	2/11	Coral Gables, Fla.	W	7-6
1984	2/12	Coral Gables, Fla.	W	7-6
1996	5/26+	Austin, Texas	W	8-4
1997	5/31#	Omaha, Neb.	W	7-3
2002	3/23	Coral Gables, Fla.	W	8-7
2002	3/24	Coral Gables, Fla.	W	8-2
2002	3/25	Coral Gables, Fla.	W	5-1
2006	2/10	Los Angeles, Calif.	W	3-1
2006	2/11	Los Angeles, Calif.	L	4-7
2006	2/12	Los Angeles, Calif.	W	5-2
2007	2/9	Coral Gables, Fla.	W	1-0
2007	2/10	Coral Gables, Fla.	W	9-8
2007	2/11	Coral Gables, Fla.	W	7-3

Coral Gables: Miami leads, 9-0

Los Angeles: Miami leads, 2-1

Neutral Site: Miami leads, 2-0

## UCSB

### UCSB LEADS, 1-0

YEAR	DATE	SITE	W/L	SCORE
2016	6/20#	Omaha, Neb.	L	3-5

Neutral Site: UCSB leads, 1-0

## USF

### MIAMI LEADS, 84-29

YEAR	DATE	SITE	W/L	SCORE
1967	4/25	Coral Gables, Fla.	W	11-0
1967	4/26	Coral Gables, Fla.	L	8-9
1968	4/27	Coral Gables, Fla.	W	7-3
1968	4/27	Coral Gables, Fla.	L	1-12
1969	4/18	Tampa, Fla.	W	9-5 (10)
1969	4/19	Tampa, Fla.	W	15-7
1970	4/6	Coral Gables, Fla.	W	2-0
1970	4/7	Coral Gables, Fla.	W	11-2
1971	4/13	Tampa, Fla.	W	6-3
1971	4/24	Tampa, Fla.	W	4-1
1972	4/14	Coral Gables, Fla.	W	22-4
1972	4/15	Coral Gables, Fla.	L	1-5
1974	5/3	Tampa, Fla.	W	20-2
1974	5/4	Tampa, Fla.	W	9-7
1975	4/11	Coral Gables, Fla.	W	6-2
1975	4/12	Coral Gables, Fla.	W	6-2
1976	3/5	Tampa, Fla.	W	1-0
1976	3/6	Tampa, Fla.	L	0-3
1977	4/15	Coral Gables, Fla.	W	17-10
1977	4/16	Coral Gables, Fla.	W	15-4
1978	4/9	Coral Gables, Fla.	L	1-2
1978	4/21	Tampa, Fla.	L	2-3
1978	4/22	Tampa, Fla.	W	3-1
1979	4/6	Tampa, Fla.	L	3-9
1979	4/27	Tampa, Fla.	W	3-2
1979	4/27	Coral Gables, Fla.	W	10-3
1979	4/28	Coral Gables, Fla.	W	14-7
1980	3/7	Tampa, Fla.	W	4-3
1980	3/8	Tampa, Fla.	W	8-0
1980	4/18	Coral Gables, Fla.	W	6-4
1981	2/28	Coral Gables, Fla.	W	13-2
1981	3/1	Coral Gables, Fla.	W	9-2
1981	3/1	Coral Gables, Fla.	W	17-3
1981	4/11	Tampa, Fla.	L	3-4
1981	4/11	Tampa, Fla.	W	6-5
1981	4/12	Tampa, Fla.	W	7-2
1982	3/6	Tampa, Fla.	W	14-6
1982	4/2	Coral Gables, Fla.	W	5-4
1982	4/3	Coral Gables, Fla.	W	15-5
1982	5/29+	Coral Gables, Fla.	W	9-4
1983	3/4	Tampa, Fla.	W	6-1
1983	3/5	Tampa, Fla.	W	2-1
1983	3/6	Tampa, Fla.	W	11-5
1983	3/25	Coral Gables, Fla.	W	10-7
1983	3/26	Coral Gables, Fla.	W	8-2
1983	3/27	Coral Gables, Fla.	W	6-5
1984	2/5	Coral Gables, Fla.	L	4-6
1984	3/6	Tampa, Fla.	L	7-8
1984	3/6	Tampa, Fla.	L	1-2
1984	3/7	Tampa, Fla.	L	11-18
1984	3/30	Coral Gables, Fla.	W	11-2
1984	3/31	Coral Gables, Fla.	W	20-3
1984	4/1	Coral Gables, Fla.	L	13-16
1985	2/5	Tampa, Fla.	L	3-4
1985	5/17	Coral Gables, Fla.	W	9-0

# ALL-TIME SERIES RESULTS

YEAR	DATE	SITE	W/L	SCORE
1985	5/18	Coral Gables, Fla.	L	1-2
1985	5/19	Coral Gables, Fla.	W	8-3
1986	2/11	Tampa, Fla.	L	2-7
1986	2/12	Tampa, Fla.	W	6-5
1986	2/21	Coral Gables, Fla.	L	4-12
1986	2/22	Coral Gables, Fla.	W	24-2
1987	2/13	Coral Gables, Fla.	L	2-4
1987	2/14	Coral Gables, Fla.	W	10-8
1987	3/3	Tampa, Fla.	W	4-2
1987	3/4	Tampa, Fla.	L	3-7
1988	2/12	Coral Gables, Fla.	W	1-0
1988	2/13	Coral Gables, Fla.	W	4-3
1988	4/18	Tampa, Fla.	W	11-4
1988	4/19	Tampa, Fla.	L	8-11
1989	2/10	Coral Gables, Fla.	W	1-0 (12)
1989	2/11	Coral Gables, Fla.	W	9-5
1990	2/9	Tampa, Fla.	W	7-4
1990	2/10	Tampa, Fla.	L	3-4
1990	5/27+	Coral Gables, Fla.	W	5-2
1991	2/19	Coral Gables, Fla.	W	6-1
1991	2/20	Coral Gables, Fla.	W	4-3
1992	3/31	Tampa, Fla.	W	15-3
1992	4/1	Tampa, Fla.	W	8-7
1993	5/11	Coral Gables, Fla.	L	3-5
1993	5/12	Coral Gables, Fla.	W	11-6
1995	2/25	Tampa, Fla.	W	4-3
1995	2/26	Tampa, Fla.	W	4-3
1995	5/27+	Coral Gables, Fla.	W	11-10
1996	5/3	Coral Gables, Fla.	W	3-2
1996	5/4	Coral Gables, Fla.	W	9-5
1996	5/5	Coral Gables, Fla.	L	4-10
1997	3/24	Tampa, Fla.	W	13-2
1997	3/25	Tampa, Fla.	L	2-11
1998	1/30	Coral Gables, Fla.	W	8-5
1998	1/31	Coral Gables, Fla.	W	10-3
1998	2/1	Coral Gables, Fla.	L	2-15
1999	3/16	Tampa, Fla.	W	8-5
1999	3/17	Tampa, Fla.	W	9-4
2000	2/18	Coral Gables, Fla.	W	8-3
2000	2/29	Coral Gables, Fla.	W	6-0
2000	2/20	Coral Gables, Fla.	W	3-2
2001	3/13	Tampa, Fla.	W	8-2
2001	3/14	Tampa, Fla.	W	13-9
2002	3/8	Coral Gables, Fla.	L	6-7
2002	3/9	Coral Gables, Fla.	L	7-13
2002	3/10	Coral Gables, Fla.	W	8-5
2003	3/11	Coral Gables, Fla.	W	3-2
2003	3/12	Coral Gables, Fla.	W	6-4
2004	3/16	Tampa, Fla.	L	2-7
2004	3/17	Tampa, Fla.	W	17-3
2005	2/11	Coral Gables, Fla.	W	11-9
2005	2/12	Coral Gables, Fla.	W	7-5
2005	2/13	Coral Gables, Fla.	W	9-4
2010	3/2	Tampa, Fla.	W	15-2
2010	4/28	Coral Gables, Fla.	W	14-7
2011	3/1	Tampa, Fla.	L	2-4
2011	4/27	Coral Gables, Fla.	W	14-5
2020	2/26	Coral Gables, Fla.	W	7-5

**Coral Gables:** Miami leads, 51-14

**Tampa:** Miami leads, 32-15

## UNION

### MIAMI LEADS, 3-0

YEAR	DATE	SITE	W/L	SCORE
1971	3/8	Coral Gables, Fla.	W	8-0
1971	3/8	Coral Gables, Fla.	W	5-0
1971	3/9	Coral Gables, Fla.	W	4-1

**Coral Gables:** Miami leads, 3-0

## VANDERBILT

### MIAMI LEADS, 2-0

YEAR	DATE	SITE	W/L	SCORE
1973	5/28+	Starkville, Miss.	W	6-5
1974	5/24+	Starkville, Miss.	W	7-1

**Neutral Site:** Miami leads, 2-0

## VERMONT

### MIAMI LEADS, 1-0

YEAR	DATE	SITE	W/L	SCORE
1998	3/17	Coral Gables, Fla.	W	15-1

**Coral Gables:** Miami leads, 1-0

## VILLANOVA

### MIAMI LEADS, 6-0

YEAR	DATE	SITE	W/L	SCORE
1989	5/25+	Gainesville, Fla.	W	3-1
1989	5/28+	Gainesville, Fla.	W	4-1
1992	3/3	Coral Gables, Fla.	W	12-2
2000	2/25	Coral Gables, Fla.	W	13-8
2014	3/4	Coral Gables, Fla.	W	17-0
2014	3/5	Coral Gables, Fla.	W	7-2

**Coral Gables:** Miami leads, 4-0

**Neutral Site:** Miami leads, 2-0

## VIRGINIA

### MIAMI LEADS, 32-28

YEAR	DATE	SITE	W/L	SCORE
1985	5/26+	Coral Gables, Fla.	W	11-6
2001	4/27	Coral Gables, Fla.	L	0-5
2001	4/28	Coral Gables, Fla.	W	5-1
2001	4/29	Coral Gables, Fla.	W	12-6
2003	4/11	Charlottesville, Va.	W	6-1
2003	4/12	Charlottesville, Va.	W	10-4
2003	4/13	Charlottesville, Va.	L	2-17
2004	4/23	Coral Gables, Fla.	W	8-0
2004	4/24	Coral Gables, Fla.	W	22-3
2004	4/25	Coral Gables, Fla.	L	3-4
2005	5/13	Charlottesville, Va.	W	7-6
2005	5/14	Charlottesville, Va.	W	1-0
2005	5/15	Charlottesville, Va.	L	3-4
2006	4/21	Coral Gables, Fla.	L	2-8
2006	4/22	Coral Gables, Fla.	L	7-15
2006	4/23	Coral Gables, Fla.	W	9-8 (10)
2007	3/23	Charlottesville, Va.	L	1-4
2007	3/24	Charlottesville, Va.	L	0-3
2007	3/25	Charlottesville, Va.	W	4-2
2008	4/25	Coral Gables, Fla.	W	1-0

# ALL-TIME SERIES RESULTS

YEAR	DATE	SITE	W/L	SCORE	YEAR	DATE	SITE	W/L	SCORE
2008	4/26	Coral Gables, Fla.	W	4-3 (10)	2007	4/22	Blacksburg, Va.	W	9-5
2008	4/27	Coral Gables, Fla.	W	10-0	2008	5/9	Blacksburg, Va.	W	12-4
2008	5/25%	Jacksonville, Fla.	W	8-4	2008	5/10	Blacksburg, Va.	L	6-7
2009	3/20	Charlottesville, Va.	L	4-9	2008	5/10	Blacksburg, Va.	W	9-2
2009	3/21	Charlottesville, Va.	W	4-3	2009	4/24	Coral Gables, Fla.	W	4-1
2009	3/22	Charlottesville, Va.	W	7-5 (8)	2009	4/25	Coral Gables, Fla.	L	4-7
2010	5/20	Coral Gables, Fla.	W	5-4 (11)	2009	4/26	Coral Gables, Fla.	W	11-3
2010	5/21	Coral Gables, Fla.	L	1-3	2010	4/9	Blacksburg, Va.	L	7-9
2010	5/22	Coral Gables, Fla.	L	4-7	2010	4/10	Blacksburg, Va.	W	9-2
2010	5/29%	Greensboro, N.C.	L	8-12	2010	4/11	Blacksburg, Va.	L	2-4
2011	5/13	Charlottesville, Va.	W	6-2	2011	3/11	Coral Gables, Fla.	W	3-1
2011	5/14	Charlottesville, Va.	L	2-3	2011	3/12	Coral Gables, Fla.	W	2-1
2011	5/15	Charlottesville, Va.	L	4-5	2011	3/13	Coral Gables, Fla.	W	11-1
2011	5/27%	Durham, N.C.	L	4-6	2012	4/13	Blacksburg, Va.	W	6-4
2012	4/28	Coral Gables, Fla.	L	3-7	2012	4/14	Blacksburg, Va.	L	4-5
2012	4/29	Coral Gables, Fla.	L	4-7	2012	4/15	Blacksburg, Va.	L	2-3
2012	4/30	Coral Gables, Fla.	L	4-7	2013	3/22	Coral Gables, Fla.	W	11-9
2013	3/29	Charlottesville, Va.	L	4-15	2013	3/23	Coral Gables, Fla.	W	2-0
2013	3/30	Charlottesville, Va.	L	1-8	2013	3/24	Coral Gables, Fla.	L	5-8 (10)
2013	3/31	Charlottesville, Va.	W	4-3	2014	4/4	Blacksburg, Va.	W	8-7
2014	3/22	Coral Gables, Fla.	W	7-1	2014	4/5	Blacksburg, Va.	W	4-3
2014	3/23	Coral Gables, Fla.	L	3-8 (11)	2014	4/6	Blacksburg, Va.	W	9-2
2014	3/24	Coral Gables, Fla.	L	3-5	2015	4/10	Coral Gables, Fla.	W	11-1
2015	4/17	Charlottesville, Va.	L	4-5	2015	4/11	Coral Gables, Fla.	W	14-4
2015	4/18	Charlottesville, Va.	L	2-5	2015	4/12	Coral Gables, Fla.	W	9-1
2015	4/19	Charlottesville, Va.	W	8-6	2016	3/11	Blacksburg, Va.	L	3-14
2015	5/20%	Durham, N.C.	W	9-5	2016	3/12	Blacksburg, Va.	W	11-6
2016	4/22	Coral Gables, Fla.	L	5-6	2016	3/13	Blacksburg, Va.	W	7-2
2016	4/23	Coral Gables, Fla.	W	9-2	2017	5/19	Coral Gables, Fla.	W	4-2
2016	4/24	Coral Gables, Fla.	L	3-7	2017	5/19	Coral Gables, Fla.	W	3-1
2017	5/13	Charlottesville, Va.	W	5-1	2017	5/20	Coral Gables, Fla.	W	7-5 (10)
2017	5/13	Charlottesville, Va.	L	6-13	2018	5/11	Blacksburg, Va.	W	5-4 (12)
2017	5/14	Charlottesville, Va.	L	4-7	2018	5/12	Blacksburg, Va.	W	16-4
2018	3/23	Coral Gables, Fla.	W	3-2 (11)	2018	5/13	Blacksburg, Va.	W	12-8 (10)
2018	3/24	Coral Gables, Fla.	W	1-0	2019	4/26	Coral Gables, Fla.	W	4-3
2018	3/25	Coral Gables, Fla.	W	8-1	2019	4/27	Coral Gables, Fla.	W	1-0
2019	4/13	Charlottesville, Va.	W	9-6	2019	4/28	Coral Gables, Fla.	W	2-0
2019	4/13	Charlottesville, Va.	W	2-1					
2019	4/14	Charlottesville, Va.	W	3-1					
2019	5/23%	Durham, N.C.	W	10-3					

Coral Gables: Miami leads, 19-2  
Blacksburg/Salem: Miami leads, 18-6

## WAGNER

### MIAMI LEADS, 1-0

YEAR	DATE	SITE	W/L	SCORE
2000	5/26+	Coral Gables, Fla.	W	19-5

Coral Gables: Miami leads, 1-0

## WAKE FOREST

### MIAMI LEADS, 36-11

YEAR	DATE	SITE	W/L	SCORE
1987	2/24	Coral Gables, Fla.	W	8-1
1987	2/25	Coral Gables, Fla.	W	8-3
1988	2/23	Coral Gables, Fla.	W	10-3
1998	2/24	Coral Gables, Fla.	W	4-2
1993	5/23	Chapel Hill, N.C.	L	4-5
1999	6/4+	Coral Gables, Fla.	W	10-2
1999	6/5+	Coral Gables, Fla.	W	8-1
2000	1/28	Orlando, Fla.	W	6-3
2005	3/18	Winston-Salem, N.C.	W	11-2
2005	3/19	Winston-Salem, N.C.	L	6-13
2005	3/20	Winston-Salem, N.C.	W	12-4
2006	5/12	Coral Gables, Fla.	W	13-1
2006	5/13	Coral Gables, Fla.	W	11-10 (10)
2006	5/14	Coral Gables, Fla.	L	5-8
2006	5/25%	Jacksonville, Fla.	W	4-1
2007	5/11	Winston-Salem, N.C.	W	9-8
2007	5/12	Winston-Salem, N.C.	L	10-12
2007	5/13	Winston-Salem, N.C.	W	2-1

Coral Gables: Miami leads, 15-13  
Charlottesville: Miami leads, 14-13  
Neutral Site: Miami leads, 3-2

## VCU

### MIAMI LEADS, 3-0

YEAR	DATE	SITE	W/L	SCORE
2005	6/3+	Coral Gables, Fla.	W	6-2
2015	6/5\$	Coral Gables, Fla.	W	3-2
2015	6/6\$	Coral Gables, Fla.	W	10-3

Coral Gables: Miami leads, 3-0

## VIRGINIA TECH

### MIAMI LEADS, 34-8

YEAR	DATE	SITE	W/L	SCORE
2005	4/8	Blacksburg, Va.	W	7-3
2005	4/9	Salem, Va.	W	20-5
2005	4/10	Salem, Va.	W	9-5
2006	3/10	Coral Gables, Fla.	W	14-3
2006	3/11	Coral Gables, Fla.	W	12-3
2006	3/12	Coral Gables, Fla.	W	10-4
2007	4/20	Blacksburg, Va.	W	11-9
2007	4/21	Blacksburg, Va.	W	4-3



# ALL-TIME SERIES RESULTS

YEAR	DATE	SITE	W/L	SCORE	YEAR	DATE	SITE	W/L	SCORE
2007	5/26%	Jacksonville, Fla.	L	3-7	1963	3/25	Coral Gables, Fla.	L	1-6
2008	3/21	Coral Gables, Fla.	W	17-4	1963	3/26	Coral Gables, Fla.	W	8-5
2008	3/23	Coral Gables, Fla.	W	23-2	1963	3/27	Coral Gables, Fla.	W	6-5 (10)
2009	5/14	Winston-Salem, N.C.	W	23-5	1963	3/28	Coral Gables, Fla.	W	6-4
2009	5/16	Winston-Salem, N.C.	W	19-6	1964	3/26	Coral Gables, Fla.	W	10-2
2009	5/16	Winston-Salem, N.C.	W	4-2	1964	3/27	Coral Gables, Fla.	W	2-1 (10)
2010	4/2	Coral Gables, Fla.	W	7-4	1964	3/28	Coral Gables, Fla.	L	4-6
2010	4/3	Coral Gables, Fla.	W	9-8 (11)	1964	3/30	Coral Gables, Fla.	W	5-4
2010	4/4	Coral Gables, Fla.	W	10-1	1964	3/30	Coral Gables, Fla.	T	4-4
2011	3/18	Winston-Salem, N.C.	W	4-1	1965	3/29	Coral Gables, Fla.	W	6-5
2011	3/19	Winston-Salem, N.C.	W	4-3	1965	3/30	Coral Gables, Fla.	W	6-4
2011	3/20	Winston-Salem, N.C.	W	5-3	1965	3/31	Coral Gables, Fla.	W	6-3
2011	5/28%	Durham, N.C.	W	4-2	1966	3/31	Coral Gables, Fla.	W	3-2
2012	5/11	Coral Gables, Fla.	W	11-0	1966	4/1	Coral Gables, Fla.	W	5-4
2012	5/12	Coral Gables, Fla.	L	2-7	1966	4/2	Coral Gables, Fla.	W	3-0
2012	5/13	Coral Gables, Fla.	W	6-3	1967	3/30	Coral Gables, Fla.	W	1-0
2012	5/25%	Greensboro, N.C.	W	6-3	1967	3/31	Coral Gables, Fla.	W	4-2
2013	5/10	Winston-Salem, N.C.	W	8-3	1968	3/29	Coral Gables, Fla.	W	5-1
2013	5/11	Winston-Salem, N.C.	L	4-5					
2013	5/12	Winston-Salem, N.C.	L	3-9					
2015	3/20	Winston-Salem, N.C.	W	15-2					
2015	3/21	Winston-Salem, N.C.	W	12-7					
2015	3/22	Winston-Salem, N.C.	L	4-10					
2017	3/31	Coral Gables, Fla.	L	1-2					
2017	4/1	Coral Gables, Fla.	W	5-1					
2017	4/2	Coral Gables, Fla.	L	0-9					
2017	5/26%	Louisville, Ky.	W	5-2					
2019	5/10	Winston-Salem, N.C.	W	7-3					
2019	5/11	Winston-Salem, N.C.	W	8-4					
2019	5/13	Winston-Salem, N.C.	L	7-9					

**Coral Gables:** Miami leads, 16-4

**Winston-Salem:** Miami leads, 15-6

**Neutral Site:** Miami leads, 5-2

## WASHINGTON STATE

**TIED, 1-1**

YEAR	DATE	SITE	W/L	SCORE
1990	3/20	Coral Gables, Fla.	W	12-2
1990	3/21	Coral Gables, Fla.	L	0-3

**Coral Gables:** Tied, 1-1

## WATERLOO

**WATERLOO LEADS, 2-0**

YEAR	DATE	SITE	W/L	SCORE
1954		Coral Gables, Fla.	L	2-15
1954		Coral Gables, Fla.	L	0-4

**Coral Gables:** Waterloo leads, 2-0

## WESLEYAN

**MIAMI LEADS, 20-5-1**

YEAR	DATE	SITE	W/L	SCORE
1958	4/1	Coral Gables, Fla.	W	6-5 (10)
1958	4/2	Coral Gables, Fla.	L	5-21
1961	3/30	Coral Gables, Fla.	W	9-0
1961	3/31	Coral Gables, Fla.	W	7-4
1961	4/1	Coral Gables, Fla.	W	6-0
1962	3/29	Coral Gables, Fla.	L	5-8
1962	3/30	Coral Gables, Fla.	W	7-0
1962	3/31	Coral Gables, Fla.	L	3-6

**Coral Gables:** Miami leads, 20-5-1

## WESTCHESTER STATE

**MIAMI LEADS, 3-2**

YEAR	DATE	SITE	W/L	SCORE
1975	3/30	Coral Gables, Fla.	L	6-14
1975	3/31	Coral Gables, Fla.	L	3-5
1976	3/12	Coral Gables, Fla.	W	4-3
1976	3/20	Coral Gables, Fla.	W	8-1
1978	3/23	Coral Gables, Fla.	W	5-2

**Coral Gables:** Miami leads, 3-2

## WESTERN CAROLINA

**MIAMI LEADS, 4-1**

YEAR	DATE	SITE	W/L	SCORE
1986	5/23+	Coral Gables, Fla.	W	10-8
1993	5/28+	Baton Rouge, La.	L	5-10
1994	5/13	Coral Gables, Fla.	W	7-2
1994	5/14	Coral Gables, Fla.	W	8-2
1994	5/15	Coral Gables, Fla.	W	5-4

**Coral Gables:** Miami leads, 4-0

**Neutral Site:** Western Carolina leads, 1-0

## WESTERN KENTUCKY

**MIAMI LEADS, 1-0**

YEAR	DATE	SITE	W/L	SCORE
1978	3/16	Coral Gables, Fla.	W	3-2

**Coral Gables:** Miami leads, 1-0

## WESTERN MICHIGAN

**MIAMI LEADS, 2-0-1**

YEAR	DATE	SITE	W/L	SCORE
1968	3/25	Coral Gables, Fla.	W	3-1
1968	3/27	Coral Gables, Fla.	W	5-1
1968	3/28	Coral Gables, Fla.	T	6-6

**Coral Gables:** Miami leads, 2-0-1

# ALL-TIME SERIES RESULTS

## WICHITA STATE

### MIAMI LEADS, 6-3

YEAR	DATE	SITE	W/L	SCORE
1982	6/7#	Omaha, Neb.	W	4-3
1982	6/12#	Omaha, Neb.	W	9-3
1983	2/11	Coral Gables, Fla.	W	12-8
1983	2/14	Coral Gables, Fla.	L	3-5
1983	2/14	Coral Gables, Fla.	L	3-5
1984	5/17	Wichita, Kan.	L	7-8 (11)
1984	5/18	Wichita, Kan.	W	14-4
1984	5/19	Wichita, Kan.	W	5-4
1990	3/30	Minneapolis, Minn.	W	2-1

Coral Gables: Wichita State leads, 2-1

Wichita: Miami leads, 2-1

Neutral Site: Miami leads, 3-0

## WILLIAM & MARY

### MIAMI LEADS, 2-0

YEAR	DATE	SITE	W/L	SCORE
1969	4/4	Coral Gables, Fla.	W	3-1
1969	4/5	Coral Gables, Fla.	W	11-5

Coral Gables: Miami leads, 2-0

## WILLIAM PATTERSON

### MIAMI LEADS, 1-0

YEAR	DATE	SITE	W/L	SCORE
1982	3/21	Coral Gables, Fla.	W	17-7

Coral Gables: Miami leads, 1-0

## WINTHROP

### MIAMI LEADS, 4-2

YEAR	DATE	SITE	W/L	SCORE
1999	5/14	Coral Gables, Fla.	W	17-1
1999	5/15	Coral Gables, Fla.	W	9-2
1999	5/16	Coral Gables, Fla.	W	8-2
2006	2/3	Coral Gables, Fla.	W	16-4
2006	2/5	Coral Gables, Fla.	L	3-8
2006	2/5	Coral Gables, Fla.	L	3-4

Coral Gables: Miami leads, 4-2

## WISCONSIN-MILWAUKEE

### MIAMI LEADS, 3-1

YEAR	DATE	SITE	W/L	SCORE
2002	3/20	Coral Gables, Fla.	L	10-13
2013	2/22	Coral Gables, Fla.	W	6-1
2013	2/23	Coral Gables, Fla.	W	6-1
2013	2/24	Coral Gables, Fla.	W	7-6

Coral Gables: Miami leads, 3-1

## WRIGHT STATE

### MIAMI LEADS, 8-1

YEAR	DATE	SITE	W/L	SCORE
2006	5/5	Coral Gables, Fla.	W	4-2
2006	5/6	Coral Gables, Fla.	W	14-1
2006	5/7	Coral Gables, Fla.	W	15-1
2007	5/4	Coral Gables, Fla.	W	3-2
2007	5/5	Coral Gables, Fla.	W	11-2
2007	5/6	Coral Gables, Fla.	W	13-5
2015	2/27	Coral Gables, Fla.	W	8-7
2015	2/28	Coral Gables, Fla.	W	4-3
2015	3/1	Coral Gables, Fla.	L	6-12

Coral Gables: Miami leads, 6-0

## YALE

### MIAMI LEADS, 7-3

YEAR	DATE	SITE	W/L	SCORE
1957	3/19	Coral Gables, Fla.	W	9-8
1957	3/20	Coral Gables, Fla.	W	8-5
1957	3/21	Coral Gables, Fla.	L	7-23
1959	3/23	Coral Gables, Fla.	W	4-1
1959	3/26	Coral Gables, Fla.	W	3-2
1959	3/28	Coral Gables, Fla.	W	6-2
1959	3/30	Coral Gables, Fla.	L	2-6 (10)
1959	3/30	Coral Gables, Fla.	L	3-4
1959	3/31	Coral Gables, Fla.	W	11-9
1992	3/22	Coral Gables, Fla.	W	12-3

Coral Gables: Miami leads, 7-3

# ALL-TIME SERIES RESULTS

## MILITARY TEAMS

### 425th AIR FORCE

#### MIAMI LEADS, 1-0

YEAR	DATE	SITE	W/L	SCORE
1951	4/21	Coral Gables, Fla.	W	11-2

Coral Gables: Miami leads, 1-0

### CHERRY POINT MARINES

#### MIAMI LEADS, 2-0

YEAR	DATE	SITE	W/L	SCORE
1949	4/26	Coral Gables, Fla.	W	10-2
1949	4/27	Coral Gables, Fla.	W	15-1

Coral Gables: Miami leads, 2-0

### FT. BENNING INFANTRY

#### FT. BENNING INFANTRY LEADS, 1-0

YEAR	DATE	SITE	W/L	SCORE
1946	4/16	Ft. Benning, Ga.	L	0-7

Ft. Benning: Ft. Benning Infantry leads, 1-0

### FT. BENNING PARA

#### MIAMI LEADS, 1-0

YEAR	DATE	SITE	W/L	SCORE
1946	4/16	Ft. Benning, Ga.	W	9-5

Ft. Benning: Miami leads, 1-0

### MARITIME ACADEMY

#### MIAMI LEADS, 1-0

YEAR	DATE	SITE	W/L	SCORE
1953	3/1*	-	W	11-1

### McDILL AFB

#### TIED, 1-1

YEAR	DATE	SITE	W/L	SCORE
1946	4/29	Coral Gables, Fla.	W	6-4
1946	4/30	Coral Gables, Fla.	L	11-13

Coral Gables: Tied, 1-1

### OPA LOCKA MARINES

#### OPA LOCKA MARINES LEAD, 3-2

YEAR	DATE	SITE	W/L	SCORE
1953	4/11	-	L	6-7
1953	5/8	-	L	2-4
1953	5/9	-	L	6-10 (10)
1954	5/10	-	W	15-8
1954	5/11	-	W	8-1

### PARRIS ISLAND MARINES

#### PARRIS ISLAND MARINES LEAD, 6-1-1

YEAR	DATE	SITE	W/L	SCORE
1951	3/27	-	L	0-2
1951	3/28	-	W	5-3
1952	3/31	-	L	2-6
1952	4/1	-	L	1-6
1953	4/6	-	T	12-12
1953	4/7	-	L	3-8
1954	3/29	-	L	0-10
1954	3/30	-	L	2-7

### PATRICK AFB

#### MIAMI LEADS, 10-2

YEAR	DATE	SITE	W/L	SCORE
1952	5/3	Coral Gables, Fla.	W	14-5
1953	3/16	Coral Gables, Fla.	W	13-1
1953	3/17	Coral Gables, Fla.	L	7-11
1953	3/20	Cocoa, Fla.	W	7-3
1953	3/21	Cocoa, Fla.	W	12-5
1954	5/2	Coral Gables, Fla.	L	0-7
1954	5/2	Coral Gables, Fla.	W	9-6
1954	5/3	Coral Gables, Fla.	W	3-2
1955	3/18	Coral Gables, Fla.	W	15-2
1955	3/19	Coral Gables, Fla.	W	15-2
1955	4/24	Cocoa, Fla.	W	8-0
1955	4/24	Cocoa, Fla.	W	4-0

Coral Gables: Miami leads, 6-2

Cocoa: Miami leads, 4-0

### PINE CASTLE AFB

#### MIAMI LEADS, 3-0

YEAR	DATE	SITE	W/L	SCORE
1955	3/25	Orlando, Fla.	W	12-4
1955	4/6	Coral Gables, Fla.	W	10-0
1955	4/7	Coral Gables, Fla.	W	9-5

Coral Gables: Miami leads, 2-0

Orlando: Miami leads, 1-0

## OLYMPIC TEAMS

### ITALY

#### MIAMI LEADS, 2-0

YEAR	DATE	SITE	W/L	SCORE
1967	3/26*	Coral Gables, Fla.	W	11-0
1984	2/15*	Coral Gables, Fla.	W	10-0

Coral Gables: Miami leads, 2-0

### PANAMA

#### MIAMI LEADS, 1-0

YEAR	DATE	SITE	W/L	SCORE
1986	4/5*	Minneapolis, Minn.	W	8-0

Neutral Site: Miami leads, 1-0

# ALL-TIME SERIES RESULTS

## MAJOR LEAGUE TEAMS

### ATLANTA BRAVES

#### ATLANTA BRAVES LEAD, 2-0

YEAR	DATE	SITE	W/L	SCORE
1983	3/13*	Coral Gables, Fla.	L	0-4
1984	3/20*	Coral Gables, Fla.	L	5-13

Coral Gables: Atlanta Braves lead, 2-0

### BALTIMORE ORIOLES

#### BALTIMORE ORIOLES LEAD, 8-1

YEAR	DATE	SITE	W/L	SCORE
1976	4/5*	Coral Gables, Fla.	L	4-11
1977	3/31*	Coral Gables, Fla.	L	7-11
1979	4/1*	Coral Gables, Fla.	L	3-5
1980	3/13*	Coral Gables, Fla.	L	2-8
1981	4/6*	Coral Gables, Fla.	L	2-16
1982	3/10*	Coral Gables, Fla.	W	7-6
1983	3/31*	Coral Gables, Fla.	L	7-14
1984	3/13*	Coral Gables, Fla.	L	2-12
1989	3/14*	Coral Gables, Fla.	L	0-5

Coral Gables: Baltimore Orioles lead, 8-1

### BROOKLYN DODGERS

#### BROOKLYN DODGERS LEAD, 1-0

YEAR	DATE	SITE	W/L	SCORE
1950	3/17*	Coral Gables, Fla.	L	0-2

Coral Gables: Brooklyn Dodgers lead, 1-0

### BROOKLYN DODGERS 'B'

#### BROOKLYN DODGERS 'B' LEADS, 4-0

YEAR	DATE	SITE	W/L	SCORE
1951	3/16*	-	L	5-13
1951	3/17*	-	L	0-1
1952	3/11*	-	L	1-7
1952	3/24*	-	L	2-11

### MIAMI MARLINS

#### MIAMI MARLINS LEAD, 10-2-1

YEAR	DATE	SITE	W/L	SCORE
1997	3/30*	Homestead, Fla.	L	1-2
1999	3/4*	Coral Gables, Fla.	L	3-12
2000	4/1*	Coral Gables, Fla.	L	6-12
2002	3/6*	Coral Gables, Fla.	T	5-5 (3)
2003	2/27*	Jupiter, Fla.	L	1-5
2004	3/3*	Jupiter, Fla.	L	6-7
2005	3/1*	Jupiter, Fla.	W	9-7
2006	3/1*	Jupiter, Fla.	L	8-9
2008	2/26*	Jupiter, Fla.	L	2-7
2010	3/3*	Jupiter, Fla.	L	3-19
2011	2/27*	Jupiter, Fla.	W	9-8
2012	3/6*	Miami, Fla.	L	6-7
2014	2/26*	Jupiter, Fla.	L	2-5
2015	3/3*	Jupiter, Fla.	L	1-7
2016	3/1*	Jupiter, Fla.	L	1-5
2018	3/27*	Miami, Fla.	L	22-2

Coral Gables: Miami Marlins lead, 2-0-1

Jupiter: Miami Marlins lead, 6-2

Miami: Miami Marlins lead, 1-0

Neutral Site: Miami Marlins lead, 2-0

### MONTREAL EXPOS

#### MONTREAL EXPOS LEAD, 3-0

YEAR	DATE	SITE	W/L	SCORE
1978	4/5*	Coral Gables, Fla.	L	-
1982	3/23*	West Palm Beach, Fla.	L	4-12
1982	3/30*	Coral Gables, Fla.	L	0-7

Coral Gables: Montreal Expos lead, 2-0

West Palm Beach: Montreal Expos lead, 1-0

### TAMPA BAY DEVIL RAYS

#### TAMPA BAY DEVIL RAYS LEAD, 1-0

YEAR	DATE	SITE	W/L	SCORE
1999	3/3*	Tampa Bay, Fla.	L	0-5

Tampa Bay: Tampa Bay Devil Rays lead, 1-0

## PROFESSIONAL TEAMS

### ATLANTA CRACKERS

#### ATLANTA CRACKERS LEAD, 1-0

YEAR	DATE	SITE	W/L	SCORE
1953	3/8*	-	L	0-6

### CORAL GABLES SUN SOX

#### CORAL GABLES SUN SOX LEADS, 1-0

YEAR	DATE	SITE	W/L	SCORE
1952	3/22*	Vero Beach	L	3-6

Neutral Site: Coral Gables Sun Sox leads, 1-0

### FT. LAUDERDALE BRAVES

#### FT. LAUDERDALE BRAVES LEAD, 1-0

YEAR	DATE	SITE	W/L	SCORE
1950	3/18*	Coral Gables, Fla.	L	1-2

Coral Gables: Ft. Lauderdale Braves lead, 1-0

## KEY

- % - ACC Tournament
- + - NCAA Regional
- \$ - NCAA Super Regional
- # - College World Series
- \* - Exhibition



# NCAA TOURNAMENT HISTORY

YEAR	REGIONAL SITE (RECORD)	SUPER REGIONAL OPPONENT (RECORD)	CWS RECORD	FINISH	COACH	NOTES
1971	Gastonia, N.C. (1-2)	—	—	—	Ron Fraser	First postseason appearance
1973	Starkville, Miss. (3-2)	—	—	—	Ron Fraser	Began 41-year postseason streak
1974	Starkville, Miss. (4-1)	—	3-2	2nd	Ron Fraser	First of 25 CWS appearances
1975	Starkville, Miss. (2-2)	—	—	—	Ron Fraser	Third of 14-year streak w/40+ wins
1976	Arlington, Texas (1-2)	—	—	—	Ron Fraser	Fifth straight non-FL Regional (10 total)
1977	Coral Gables, Fla. (3-2)	—	—	—	Ron Fraser	First time hosting an NCAA Regional
1978	Coral Gables, Fla. (4-1)	—	2-2	T-3rd	Ron Fraser	Began five-year streak of CWS trips
1979	Coral Gables, Fla. (3-0)	—	0-2	Outside Top 4	Ron Fraser	Second of four-year streak > 800 W%
1980	Coral Gables, Fla. (3-0)	—	2-2	4th	Ron Fraser	Third of six-year streak w/50+Ws
1981	Coral Gables, Fla. (4-0)	—	1-2	Outside Top 4	Ron Fraser	First 60+ win season (UM record .859)
1982	Coral Gables, Fla. (3-0)	—	5-0	CHAMPION	Ron Fraser	First championship; Danny Smith MOP
1983	Tallahassee, Fla. (2-2)	—	—	—	Ron Fraser	Ended 13-game Regional winning streak
1984	Tallahassee, Fla. (4-1)	—	1-2	Outside Top 4	Ron Fraser	Began three-year streak of CWS trips
1985	Coral Gables, Fla. (3-1)	—	5-1	CHAMPION	Ron Fraser	Second championship; Greg Ellena MOP
1986	Coral Gables, Fla. (4-0)	—	3-2	3rd	Ron Fraser	Eighth time in nine years w/50+ wins
1987	Tallahassee, Fla. (0-2)	—	—	—	Ron Fraser	First time going winless in postseason
1988	Coral Gables, Fla. (4-0)	—	1-2	Outside Top 4	Ron Fraser	First of 16 of 18 year stretch <20 Ls
1989	Gainesville, Fla. (4-1)	—	1-2	Outside Top 4	Ron Fraser	First Gainesville Regional (four total)
1990	Coral Gables, Fla. (3-2)	—	—	—	Ron Fraser	Sixth of 11 all-time .800+ W% seasons
1991	Fresno, Calif. (1-2)	—	—	—	Ron Fraser	Ended 14-year streak w/Regional in Fla.
1992	Coral Gables, Fla. (4-1)	—	2-2	T-3rd	Ron Fraser	Only lost seven games in regular season
1993	Baton Rouge, La. (0-2)	—	—	—	Brad Kelley	Only time from '88-'01 under 40 wins
1994	Coral Gables, Fla. (4-0)	—	1-2	Outside Top 4	Jim Morris	Began six-year streak of CWS trips
1995	Coral Gables, Fla. (4-1)	—	2-2	T-3rd	Jim Morris	Both CWS losses to USC (finished 2nd)
1996	Austin, Texas (4-1)	—	3-1	2nd	Jim Morris	Pat Burrell CWS MOP/nonwinning team
1997	Coral Gables, Fla. (5-1)	—	2-2	T-3rd	Jim Morris	Only time with five wins in Regional
1998	Coral Gables, Fla. (4-1)	—	1-2	Outside Top 4	Jim Morris	Third of four-year streak w/50+ wins
1999	Coral Gables, Fla. (3-0)	vs. Wake Forest (2-0)	4-0	CHAMPION	Jim Morris	Third championship; Beat FSU in final
2000	Coral Gables, Fla. (3-0)	@ Florida State (1-2)	—	—	Jim Morris	UM grad Bertman won fifth title w/LSU
2001	Coral Gables, Fla. (3-0)	vs. Clemson (2-0)	4-0	CHAMPION	Jim Morris	Fourth championship; C. Jimerson MOP
2002	Gainesville, Fla. (3-1)	@ South Carolina (1-2)	—	—	Jim Morris	Ended 14-game Regional winning streak
2003	Coral Gables, Fla. (3-1)	vs. NC State (2-0)	1-2	Outside Top 4	Jim Morris	Both CWS losses to Texas (won title)
2004	Coral Gables, Fla. (3-0)	vs. Florida (2-0)	1-2	Outside Top 4	Jim Morris	Beat LSU in opener but lost next two games
2005	Coral Gables, Fla. (3-0)	@ Nebraska (0-2)	—	—	Jim Morris	First time swept in Super Regional
2006	Lincoln, Neb. (3-0)	@ Mississippi (2-1)	1-2	Outside Top 4	Jim Morris	Won opener vs. OSU, who won championship
2007	Columbia, Mo. (1-2)	—	—	—	Jim Morris	Ended 10-game Regional winning streak
2008	Coral Gables, Fla. (3-0)	vs. Arizona (2-1)	1-2	Outside Top 4	Jim Morris	Only lost eight games in regular season
2009	Gainesville, Fla. (2-2)	—	—	—	Jim Morris	First of three straight eliminated by UF
2010	Coral Gables, Fla. (3-1)	@ Florida (0-2)	—	—	Jim Morris	90-91 last time two straight w/o CWS
2011	Gainesville, Fla. (2-2)	—	—	—	Jim Morris	Regional hosted by CWS runner-up UF
2012	Coral Gables, Fla. (0-2)	—	—	—	Jim Morris	Hosted CWS contender #4 seed SBU
2013	Louisville, Ky. (1-2)	—	—	—	Jim Morris	Traveled to future ACC member UofL
2014	Coral Gables, Fla. (3-2)	—	—	—	Jim Morris	Won ACC Reg. Season Championship
2015	Coral Gables, Fla. (3-1)	vs. VCU (2-0)	1-2	Outside Top 4	Jim Morris	First CWS appearance since 2008
2016	Coral Gables, Fla. (3-0)	vs. Boston College (2-1)	0-2	Outside Top 4	Jim Morris	2nd straight CWS trip for first time since 03/04
2019	Starkville, Miss. (2-2)	—	—	—	Gino DiMare	First postseason appearance under DiMare

## NCAA TOURNAMENT RECORD BREAKDOWN

### BY ROUND

	W	L	PCT
Regional	128	48	.727
Super Regional	18	11	.621
College World Series	48	42	.533

### BY REGIONAL SITE

	W	L	PCT
Arlington, Texas	1	2	.333
Austin, Texas	4	1	.800
Baton Rouge, La.	0	2	.000
Columbia, Mo.	1	2	.333
Coral Gables, Fla.	88	17	.838
Fresno, Calif.	1	2	.333
Gainesville, Fla.	11	6	.647
Gastonia, N.C.	1	2	.333
Lincoln, Neb.	3	0	1.000
Louisville, Ky.	1	2	.333
Starkville, Miss.	11	7	.611
Tallahassee, Fla.	6	5	.545

### BY SUPER REGIONAL SITE

	W	L	PCT
Coral Gables, Fla.	14	2	.875
Columbia, S.C.	1	2	.333
Gainesville, Fla.	0	2	.000
Lincoln, Neb.	0	2	.000
Oxford, Miss.	2	1	.667
Tallahassee, Fla.	1	2	.333

### BY COACH

	W	L	PCT
Ron Fraser	86	45	.656
Brad Kelley	0	2	.000
Jim Morris	104	52	.667
Gino DiMare	2	2	.500



# COLLEGE BASEBALL HALL OF FAME

**RON FRASER**  
COLLEGE BASEBALL HALL OF FAME INDUCTEE (2006)  
HEAD COACH (1963-1992)

"The Wizard of College Baseball." In a career spanning 30 years, the Nutley, N.J., native won just about everything, including NCAA national titles in 1982 and 1985. He left the coaching ranks as second winningest all-time coach with a 1,271-438-9 (.747) record. His UM teams set a NCAA record with 20 consecutive playoff appearances. His career at Miami spanned more three decades, with eight trips to the College World Series. A 26-time coach of the year, he is a member of five halls of fame. Ron Fraser's uniform No. 1 was retired on April 24, 1993.


It was Fraser's knack for marketing and promotion that drew the masses and earned him the nickname "The Wizard of College Baseball." Miami players were wearing white shoes and colored gloves before Charlie Finley. Perhaps Fraser's biggest extravaganza was the baseball fundraiser dubbed "A Night With Ron Fraser" on Feb. 16, 1977, a \$5,000-a-plate gourmet dinner on the infield. Five-star chefs served a 10-course dinner of caviar, Alaskan king crab legs and pheasant under glass. A harpist in a white tuxedo played on the mound and violinists strolled among the tables. Fraser's expertise extended worldwide. On the international front, his crowning glory was becoming the first Team USA coach when baseball was a medal sport at the 1992 Summer Games.



**SKIP BERTMAN**  
COLLEGE BASEBALL HALL OF FAME INDUCTEE (2006)  
ASSISTANT COACH (1976-1983)

After a standout career as an assistant coach for eight seasons with the University of Miami, Skip Bertman guided LSU to five NCAA baseball titles (1991, '93, '96, '97, 2000), seven SEC championships and a record of 870-330-3 (.724) in 18 seasons (1984-2001). He was named National Coach of the Year six times, and his teams drew huge crowds to venerable Alex Box Stadium, as LSU led the nation in attendance in each of his final six seasons (1996-2001).


Bertman also served as head coach of the 1996 U.S. Olympic team that captured the bronze medal in Atlanta. He was inducted into the American Baseball Coaches Association Hall of Fame in January 2003. He earned his B.A. in health and physical education from Miami in 1961 and received his master's degree from UM in 1964.



**NEAL HEATON**  
COLLEGE BASEBALL HALL OF FAME INDUCTEE (2008)  
PITCHER (1979-81)

Neal Heaton, nicknamed "The Heater" during his time with the Hurricanes, holds almost all of Miami's pitching records, including victories in a season (18) and career (42) and strikeouts in a game (23), season (172) and career (381). In three years, Heaton was twice named an All-American, by ABCA in 1980 and by consensus in 1981 and in 1981 was drafted by the Cleveland Indians.

Heaton is the first Hurricane to play in a big league all-star game and was inducted into the UM Hall of Fame in 1992.



# COLLEGE BASEBALL HALL OF FAME

## ALEX FERNANDEZ COLLEGE BASEBALL HALL OF FAME INDUCTEE (2014) PITCHER (1989)

Alex Fernandez was named Freshman of the Year and a first-team All-American in 1989, where he won 15 games with a 2.01 ERA and 177 strikeouts in 147 innings.

Fernandez threw the first no-hitter by a freshman in program history on March 18, and four days later recorded a 15-strikeout game against rival Florida. His eight complete games in 1989 rank eighth-most for a single-season by any Hurricanes pitcher all-time, while his 177 strikeouts rank second-most for a single season.

Fernandez went on to play at Miami-Dade College before declaring for the 1990 MLB Draft. He was the fourth overall pick that season, and went on to 10-year professional career.

He was a key player on a Florida Marlins team that won the 1997 World Series.




## MIKE FIORE COLLEGE BASEBALL HALL OF FAME INDUCTEE (2014) OUTFIELDER (1985-1988)

A four-year UM starter, Fiore rewrote the Hurricanes record books by setting 12 UM batting marks, including hits (341), runs (258), doubles (63), runs batted in (235) and total bases (506).

Fiore earned Freshman All-American honors in leading Miami to the 1985 NCAA crown and was a consensus All-American as a senior. He is the only Dick Howser Trophy winner in program history, having earned the honor in 1987 after leading the Hurricanes to an appearance in the College World Series in Omaha, Neb.

Fiore also played on the 1988 gold-medal winning USA Olympic team.

Fiore completed his business degree on time in 1988, and following that season, was drafted and signed by the St. Louis Cardinals. For five seasons, he served as Associate Director and General Manager for USA Baseball.



## JIM MORRIS COLLEGE BASEBALL HALL OF FAME INDUCTEE (2020) HEAD COACH (1994-2018)

Known as "3," Jim Morris was one of the most successful head coaches in college baseball history with 1,594 career victories as a Division I skipper.

In 25 seasons at Miami, Morris won 1,090 games, made the NCAA postseason in 23 straight years, reached the College World Series 13 times and won National Championships in 1999 and 2001 and the ACC Baseball Regular Season Championship in 2008, 2014 and 2016.

A three-time national coach of the year and 2008 Atlantic Coast Conference Coach of the Year, Morris set an NCAA record for guiding a program to the CWS in each of his first six years at UM. In addition, Morris won 17 of 23 NCAA Regional appearances at UM, including a record 13 straight to start his tenure in Coral Gables.



# NATIONAL AWARD WINNERS

## ZACK COLLINS

### 2016 JOHNNY BENCH AWARD

Zack Collins, who was selected by the Chicago White Sox in the first round of the 2016 Major League Baseball First-Year Player Draft in early June, became the first University of Miami representative to win the Johnny Bench Award when he was named the winner at a banquet in Wichita, Kansas on June 30, 2016.

Collins beat out finalists Logan Ice (Oregon State) and Keith Skinner (North Florida) for the honor.

The Pembroke Pines, Fla., native, who earned first-team All-America honors from Baseball America, D1Baseball, NCBWA, Perfect Game and Rawlings, delivered a dominant final season swinging the bat and behind the plate in 2016.

Collins batted .363, leading Miami with 16 home runs and 59 RBI to go along with a nation-leading total of 78 walks. He reached base at a .544 clip, the second-highest in the country, and recorded a team-high .668 slugging percentage.

A back-to-back All-ACC First-Team selection, Collins started 62 of a possible 64 games the year he won the Johnny Bench, including 59 starts behind the plate. He made just four errors as a key member of a Miami defense that tied for first nationally with a .983 fielding percentage.

Collins, who signed a professional contract with the White Sox as the No. 10 overall pick, ended the season ranked third among active players in career home runs (42), third in career RBI (183) and first in career walks (177).

In Collins' three seasons with the Hurricanes, Miami won two ACC regular season championships (2014, 2016) and three straight ACC Coastal Division titles (2014-16), and made two trips to the College World Series (2015, 2016).

## BRYAN GARCIA

### 2016 STOPPER OF THE YEAR AWARD

University of Miami closer Bryan Garcia was named the 2016 Stopper of the Year on June 18, 2016, by the National Collegiate Baseball Writers Association (NCBWA) at TD Ameritrade Park Omaha, becoming the first Hurricane hurler to receive the award.

Garcia was named a semifinalist for the Dick Howser Trophy and earned first-team All-American

honors from the NCBWA and third-team All-Atlantic Coast Conference honors while helping Miami earn the ACC regular-season championship and the No. 3 national seed in the NCAA postseason.

A sixth-round pick of the Detroit Tigers, the righthander had 18 saves, second in the nation, and a 2-0 record with a 1.95 ERA in 37 innings over 34 appearances during his award-winning junior season. Garcia allowed 25 hits and 17 walks while striking out 54 batters, holding opponents to a .184 batting average.

The Miami native established the school's career saves record on May 26, 2016 at the ACC Championship against NC State with his 40th save and collected three more saves during the NCAA postseason, bringing his Miami-leading total to 43 for his career.

## PAT BURRELL

### 1998 GOLDEN SPIKES AWARD

Miami's baseball program has seen many great players, but none came to Mark Light Stadium with more expectations, or accomplished more than Pat Burrell. The 1995 California Coaches Player of the Year at San Jose's Bellarmine Prep School, Burrell was selected with the 43rd overall pick in the 1995 MLB Draft by the Boston Red Sox, but chose Miami over professional baseball. Hurricane fans are grateful he did.

Nicknamed "Pat the Bat", his 1996 season was one of the best in college baseball history. He hit a home run in his first game in the Orange & Green, and tallied five home runs in his first six games. He became the first freshman in NCAA history to lead the nation in hitting with a .484 batting average. He totaled 23 home runs and 64 RBI, as the Canes advanced to the Championship Game of the College World Series, where he became only the third player ever to win the CWS MVP award on a team that did not win the title. He was named a first-team All-American by Collegiate Baseball and Baseball America.

The third baseman followed his impressive debut season with 21 home runs, 76 RBI and a .409 average in 1997, once again winning All-American honors. He toured with Team USA, hitting 12 homers in 34 games and was named Summer Player of the Year by Baseball America. In 1998, Burrell missed 38 games due to a back injury, but still compiled 17 HR's with 47 RBI with a .432 average, leading the Canes to the CWS for the third straight year.



## NATIONAL AWARD WINNERS

His .886 career slugging percentage ranks second all-time in NCAA history, and his .442 career batting average is seventh all-time, both school records. In the Miami record books, Burrell ranks second in career home runs (61), second in total bases (465), tied for seventh in RBI (187), and sixth in walks (170).

The Philadelphia Phillies made Pat the No. 1 overall pick in the 1998 Major League Baseball draft. He joined the big league club in 2000, finishing fourth in Rookie of the Year balloting. He was co-winner of the 2005 Mike Schmidt Phillies MVP Award. In 2007, he joined Schmidt and Bobby Abreu as the only Phillies players in history to hit 20 homers in seven consecutive seasons.

In 2002, he established "Burrell's Buddies", providing tickets to youth groups that show outstanding character. Pat and his wife, the former Michelle Fonseca, were married November, 10, 2007 in California.

### MIKE FIORE

#### 1987 DICK HOWSER TROPHY

A four-year UM starter, Mike Fiore was a member of the 1988 gold medal-winning USA team. The gritty outfielder rewrote the Hurricanes' record book by setting 12 UM batting marks, including hits (341), runs (258), doubles (63), runs batted in (235) and total bases (506).

Fiore earned Freshman All-American honors in leading Miami to the 1985 NCAA crown and was a consensus All-American as a senior. Fiore completed his business degree on time in 1988, and following that season, was drafted and signed by the St. Louis Cardinals. For five seasons, he was the Associate Director and General Manager for USA Baseball.

### ORLANDO GONZALEZ

#### 1974 LEFTY GOMEZ PLATE AWARD

The first University of Miami player ever to have his jersey retired (No. 20), Orlando Gonzalez has gone down in the UM annals as the team's best all-around first baseman. A .300 hitter out of Dade South Community College, Gonzalez hit .338 and stole 34 bases in his first season with the Canes. He followed that performance with a banner senior season. He slugged his way to a .402 average and

stole a then-NCAA record 62 bases. His aggressive style at the plate and on the base paths led the Hurricanes to their first-ever College World Series, where Miami finished second to Southern Cal., who that year won its fifth consecutive CWS title.

Following that College World Series which saw "Big O" drive in seven runs with his seven hits, he became the first recipient of the annual Lefty Gomez Plate Award as the outstanding player in collegiate baseball. He was named to the College World Series all tournament team and as an All American selection by Sporting News and the NCAA coaches as well.

Although not a power hitter--as a lefty shooting against long right field fences he hit but two homers in 1973 and one in 1974-- Gonzalez did have the tools of a fine baseball player. He combined overall hitting with great speed and quickness. He also was adept with the glove. He was a part of most of UM's 68 double plays-- a UM record for that time in twin killings Gonzalez was drafted by the Cleveland Indians following his two-year stint at UM. It was with the Philadelphia Phillies and the Oakland Athletics, though, that he played at the major league level.



# ALL-AMERICANS

## AACBC

### AM. ASSOC. COLLEGE COACHES - 1ST TEAM

- 1974 Orlando Gonzalez, 1B
- 1974 Stan Jakubowski, P
- 1975 Wayne Krenchicki, SS
- 1976 Gavin Long, P
- 1977 Rick Montoni, OF
- 1980 Neal Heaton, P
- 1981 Neal Heaton, P

## ABCA / RAWLINGS

### ABCA / RAWLINGS - 1ST TEAM

- 1969 Larry Pyle, OF
- 1974 Orlando Gonzalez, 1B
- 1980 Neal Heaton, P
- 1981 Neal Heaton, P
- 1986 Rick Raether, P
- 1988 Mike Fiore, OF
- 1992 Jeff Alkire, P
- 1994 Danny Graves, P
- 1996 Pat Burrell, 3B
- 1997 Pat Burrell, 3B
- 1998 Alex Santos, P
- 2010 Yasmani Grandal, C
- 2015 David Thompson, 3B
- 2016 Zack Collins, C

### ABCA / RAWLINGS - 2ND TEAM

- 2005 Ryan Braun, 3B
- 2005 Cesar Carrillo, P
- 2009 Kyle Bellamy, P
- 2016 Michael Medavilla, P

### ABCA / RAWLINGS - 3RD TEAM

- 2013 Bryan Radziewski, P
- 2014 Chris Diaz, P
- 2015 Zack Collins, C

## BASEBALL AMERICA

### BASEBALL AMERICA - 1ST TEAM

- 1981 Neal Heaton, P
- 1985 Rick Raether, P
- 1986 Rick Raether, P
- 1988 Mike Fiore, OF
- 1989 Alex Fernandez, P
- 1990 Oscar Munoz, P
- 1992 Jeff Alkire, P
- 1994 Danny Graves, P
- 1996 Pat Burrell, 3B
- 1997 Pat Burrell, DH
- 1998 Aubrey Huff, 3B
- 1998 Alex Santos, P
- 2005 Ryan Braun, DH
- 2008 Yonder Alonso, DH
- 2009 Kyle Bellamy, P
- 2010 Yasmani Grandal, C
- 2015 David Thompson, 3B
- 2016 Zack Collins, C

### BASEBALL AMERICA - 2ND TEAM

- 1982 Danny Smith, P
- 1996 Robbie Morrison, P
- 2005 Cesar Carrillo, P
- 2007 Yonder Alonso, 1B
- 2008 Chris Hernandez, P
- 2008 Blake Tekotte, OF
- 2008 Jemile Weeks, 2B

### BASEBALL AMERICA - 3RD TEAM

- 1996 Rudy Gomez, 2B
- 1997 Robbie Morrison, P
- 1998 Bobby Hill, SS
- 1998 Pat Burrell, DH
- 1998 Robbie Morrison, P
- 1999 Bobby Hill, SS
- 2004 Cesar Carrillo, P
- 2015 George Iskenderian, 2B

# ALL-AMERICANS

## COLLEGIATE BASEBALL

### COLLEGIATE BASEBALL - 1ST TEAM

- 1992 Jeff Alkire, P
- 1994 Danny Graves, P
- 1995 Jay Tessmer, P
- 1996 Pat Burrell, 3B
- 1996 Robbie Morrison, P
- 1997 Pat Burrell, 3B
- 2008 Yonder Alonso, DH
- 2008 Chris Hernandez, P
- 2008 Jemile Weeks, 2B
- 2010 Yasmani Grandal, C
- 2014 Chris Diaz, P
- 2015 David Thompson, 3B

### COLLEGIATE BASEBALL - 2ND TEAM

- 1989 Joe Grahe, P
- 1992 Charles Johnson, C
- 1998 Alex Santos, P
- 1998 Aubrey Huff, DH
- 1999 Michael Neu, RP
- 2000 David Gil, P
- 2001 Javy Rodriguez, SS
- 2004 Cesar Carrillo, P
- 2005 Ryan Braun, 3B
- 2005 Cesar Carrillo, P
- 2009 Kyle Bellamy, P
- 2013 Bryan Radziewski, P
- 2020 Brian Van Belle, P
- 2020 Chris McMahon, P

### COLLEGIATE BASEBALL - 3RD TEAM

- 1993 Dave Berg, 2B
- 1995 Kenny Henderson, P
- 1996 J.D. Arteaga, P
- 1997 Robbie Morrison, RP
- 1998 Robbie Morrison, RP
- 1999 Alex Santos, P

- 2000 Kevin Howard, 3B
- 2004 Jim Burt, 1B
- 2005 Jon Jay, OF
- 2007 Yonder Alonso, 1B
- 2010 Chris Hernandez, P

## BASEBALL WEEKLY

### BASEBALL WEEKLY - 1ST TEAM

- 1998 Alex Santos, P

## NCBWA SUPER TEAM

- 1994 Danny Graves, P
- 1994 Luis Hernandez, 2B
- 1995 Jay Tessmer, P
- 1996 J.D. Arteaga, P
- 1996 Pat Burrell, 3B
- 1997 J.D. Arteaga, P
- 1997 Pat Burrell, 3B
- 1998 Pat Burrell, 3B
- 1998 Bobby Hill, SS
- 1998 Aubrey Huff, 1B
- 1998 Alex Santos, P
- 1999 Bobby Hill, SS

## NCBWA

### NCBWA - 1ST TEAM

- 2005 Cesar Carillo, P
- 2008 Yonder Alonso, DH
- 2008 Jemile Weeks, 2B
- 2009 Kyle Bellamy, RP
- 2015 George Iskenderian, 2B
- 2015 David Thompson, 3B
- 2016 Zack Collins, C
- 2016 Bryan Garcia, P



## ALL-AMERICANS

### NCBWA - 2ND TEAM

- 2005 Ryan Braun, 3B
- 2008 Chris Hernandez, P
- 2013 Bryan Radziewski, P

### NCBWA - 3RD TEAM

- 2008 Carlos Gutierrez, RP
- 2014 Bryan Garcia, RP

- 2005 Ryan Braun, 3B
- 2005 Cesar Carrillo, P
- 2006 Eddy Rodriguez, C
- 2010 Yasmani Grandal, C
- 2010 Chris Hernandez, P
- 2013 Chris Diaz, P
- 2013 Bryan Radziewski, P
- 2014 Chris Diaz, P
- 2014 Dale Carey, OF
- 2015 Zack Collins, C
- 2015 David Thompson, 3B
- 2015 George Iskenderian, 2B
- 2016 Zack Collins, C
- 2016 Michael Mediavilla, P
- 2016 Johnny Ruiz, 2B
- 2016 Brandon Lopez, SS
- 2016 Bryan Garcia, P
- 2019 Adrian Del Castillo, OF

## SPORTING NEWS

- 1974 Orlando Gonzalez, 1B
- 1978 Augie Ruiz, P
- 1980 Ross Jones, SS
- 1981 Neal Heaton, P
- 1992 Jeff Alkire, P
- 1994 Danny Graves, P
- 1997 Pat Burrell, 3B
- 1998 Aubrey Huff, DH
- 1998 Alex Santos, P

## ABCA ALL-ATLANTIC REGION

- 1984 Darren Mandel, DH
- 1986 Rick Raether, P
- 1987 Mike Fiore, OF
- 1988 Mike Fiore, OF
- 1989 Alex Fernandez, P
- 1989 Joe Grahe, P
- 1990 Oscar Munoz, P
- 1992 Jeff Alkire, P
- 1994 Danny Graves, P
- 1997 J.D. Arteaga, P
- 1997 Pat Burrell, 3B
- 1998 Pat Burrell, 3B
- 1998 Bobby Hill, SS
- 1998 Aubrey Huff, 1B
- 1998 Jason Michaels, OF
- 1998 Alex Santos, P

HISTORY



# FRESHMAN ALL-AMERICANS

## BASEBALL AMERICA

### BASEBALL AMERICA - 1ST TEAM

- 2004 Jon Jay, OF
- 2004 Danny Gil, P
- 2006 Jemile Weeks, 2B
- 2007 Eric Erickson, P
- 2007 Mark Sobolewski, 3B
- 2008 Chris Hernandez, P
- 2014 Zack Collins, C/DH
- 2014 Bryan Garcia, P
- 2019 Adrian Del Castillo, DH

### BASEBALL AMERICA - 2nd TEAM

- 2011 Bryan Radziewski, P

## COLLEGIATE BASEBALL

- 1999 Mike Rodriguez, OF
- 2000 Danny Matienzo, DH
- 2000 Kevin Howard, 3B
- 2001 George Huguet, P
- 2003 Ryan Braun, SS
- 2003 Gaby Sanchez, 3B
- 2004 Jon Jay, OF
- 2004 Danny Gil, P
- 2006 Jemile Weeks, 2B
- 2007 Eric Erickson, P
- 2007 Mark Sobolewski, 3B
- 2008 Chris Hernandez, P
- 2010 E.J. Encinosa, P
- 2014 Zack Collins, DH
- 2014 Bryan Garcia, P
- 2015 Michael Mediavilla, P
- 2016 Frankie Bartow, P
- 2018 Daniel Federman, P
- 2018 Isaac Quiñones, C
- 2018 Freddy Zamora, SS
- 2019 Slade Cecconi, P

- 2019 Adrian Del Castillo, OF

## D1 BASEBALL

- 2019 Adrian Del Castillo, DH

## NCBWA

### NCBWA - 1ST TEAM

- 2008 Chris Hernandez, SP
- 2014 Zack Collins, C
- 2014 Bryan Garcia, RP

### NCBWA - 2ND TEAM

- 2010 E.J. Encinosa, RP
- 2019 Adrian Del Castillo, OF

## NCBWA AWARDS

### FRESHMAN HITTER OF THE YEAR

- 2014 Zack Collins, C

### FRESHMAN PITCHER OF THE YEAR

- 2008 Chris Hernandez, SP

## PERFECT GAME

- 2019 Adrian Del Castillo, OF

# ALL-ACC SELECTIONS

## 2005

### FIRST TEAM

Ryan Braun, 3B  
Jon Jay, OF  
Cesar Carrillo, SP

### SECOND TEAM

Paco Figueroa, OF

## 2006

### FIRST TEAM

Eddy Rodriguez, C  
Jon Jay, OF

### SECOND TEAM

Jemile Weeks, 2B  
Chris Perez, RP

## 2007

### FIRST TEAM

Eric Erickson, SP

### SECOND TEAM

Yonder Alonso, 1B

## 2008

### FIRST TEAM

Yonder Alonso, 1B  
Jemile Weeks, 2B  
Mark Sobolewski, 3B  
Ryan Jackson, SS  
Blake Tekotte, OF  
Chris Hernandez, SP

### SECOND TEAM

Eric Erickson, SP  
Carlos Gutierrez, RP

## 2009

### FIRST TEAM

Kyle Bellamy, RP

### SECOND TEAM

Yasmani Grandal, C  
Scott Lawson, 2B  
Chris Hernandez, SP

## 2010

### FIRST TEAM

Yasmani Grandal, C  
Chris Hernandez, SP

### SECOND TEAM

Scott Lawson, 1B  
Harold Martinez, 3B  
Daniel Miranda, RP

## 2011

### SECOND TEAM

Nathan Melendres, OF

## 2012

### FIRST TEAM

Peter O'Brien, C

### SECOND TEAM

Eric Erickson, SP

## 2013

### FIRST TEAM

Bryan Radziewski, SP

# ALL-ACC SELECTIONS

## 2014

### FIRST TEAM

Chris Diaz, SP

### SECOND TEAM

Dale Carey, OF

Bryan Radziewski, SP

Bryan Garcia, RP

### THIRD TEAM

Zack Collins, C

Willie Abreu, OF

Andrew Suarez, SP

## 2015

### FIRST TEAM

George Iskenderian, 2B

David Thompson, 3B

Zack Collins, DH/UT

### SECOND TEAM

Thomas Woodrey, SP

### THIRD TEAM

Garrett Kennedy, C

Willie Abreu, OF

Andrew Suarez, SP

Bryan Garcia, RP

## 2016

### FIRST TEAM

Zack Collins, C

### SECOND TEAM

Johnny Ruiz, 2B

### THIRD TEAM

Brandon Lopez, SS

Willie Abreu, OF

Carl Chester, OF

Michael Mediavilla, SP

Bryan Garcia, RP

## 2017

### SECOND TEAM

Jeb Bargfeldt, SP

## 2018

### THIRD TEAM

Evan McKendry, SP

## 2019

### SECOND TEAM

Michael Amditis, C

Adrian Del Castillo, UT

Brian Van Belle, SP

### THIRD TEAM

Raymond Gil, 3B



# ACC ALL-TOURNAMENT SELECTIONS

**2007**

Richard O'Brien, C

**2008**

Yonder Alonso, 1B  
Jemile Weeks, 2B  
Dave DiNatale, OF (MVP)  
Blake Tekotte, OF  
Chris Hernandez, P

**2010**

Harold Martinez, 3B  
Michael Broad, UT/DH

**2011**

Zeke DeVoss, 2B

**2012**

Chantz Mack, OF  
Eric Whaley, P

**2014**

Dale Carey, OF

**2015**

Christopher Barr, 1B

**2016**

Johnny Ruiz, 2B  
Edgar Michelangeli, 3B



Yonder Alonso



Edgar Michelangeli

HISTORY



# RETIRED NUMBERS

## #1 RON FRASER HEAD COACH

"The Wizard of College Baseball." In a career spanning 30 years, the Nutley, N.J. native won just about everything, including NCAA national titles in 1982 and 1985. He left the coaching ranks as second-winningest all-time coach with a 1,271-438-9 (.747) record. His UM teams set a NCAA record with 20 consecutive playoff appearances. Fraser's expertise extended worldwide as well.

He got his coaching start with the Netherlands that spawned three European Championships. Fraser guided the 1973 United States team that won the world title. In 1987, he led the USA to three upsets of Cuba and ultimately a Silver Medal at the Pan American Games. On the international front, his crowning glory was becoming the first Team USA coach when baseball was a medal sport at the 1992 Summer Games. A 26-time coach of the year, he is a member of 10 halls of fame, including the first class inducted into the College Baseball Foundation Hall of Fame in 2006. Ron Fraser's uniform No. 1 was retired on April 24, 1993.

## #3 JIM MORRIS HEAD COACH

Known as "3," Jim Morris was one of the most successful head coaches in college baseball history with 1,594 career victories as a Division I skipper.

In 25 seasons at Miami, Morris won 1,090 games, made the NCAA postseason in 23 straight years, reached the College World Series 13 times and won National Championships in 1999 and 2001 and the ACC Baseball Regular Season Championship in 2008, 2014 and 2016.

A three-time national coach of the year and 2008 Atlantic Coast Conference Coach of the Year, Morris set an NCAA record for guiding a program to the CWS in each of his first six years at UM. In addition, Morris has won 17 of 23 NCAA Regional appearances at UM, including a record 13 straight to start his tenure at UM, including a record 13 straight to start his tenure in Coral Gables. Morris's jersey was retired in a pregame ceremony on March 8, 2019.

## #5 DOUG SHIELDS OF

In a stellar four-year career, Shields set a high standard for UM centerfielders for years to come. The Tampa, Fla., native set seven offensive records while leading the Hurricanes to the school's first national title in 1982.

Shields is UM's career leader in games played with 284 and ranks second in career at bats with 871. He ranks third in runs scored (238) and hits (271), and is 10th in career RBI with 165. After graduating with a degree in marketing, Shields was signed by the

Montreal Expos. However, a knee injury short circuited his pro aspirations. In 1988, Shields was one of 11 founders of the UM's Hall of Fame locker room in the varsity clubhouse.

## #11 PAT BURRELL 3B

Pat Burrell is the only player in the history of University of Miami baseball to win the coveted Golden Spikes Award. He finished his UM career with the best batting average in school history, hitting .442 over his three-year career and first in slugging percentage at .886. Burrell finished second in career home runs with 61, second in total bases with 465, fifth in RBI with 187 and fourth in walks with 170.

His 1996 freshman campaign was one of the greatest seasons in college baseball history, hitting .484 with 23 home runs and 64 RBI on a team that finished runner-up for the national title. Burrell's sophomore season saw him finish with 21 home runs and a .409 average to go along with 76 RBI. He became Miami's first No. 1 overall pick in the Major League Draft in June of 1998 after hitting .432 with 17 home runs and 47 RBI in an injury-filled junior season

## #12 MIKE FIORE OF

A four-year UM starter, Mike Fiore was a member of the 1988 gold medal-winning USA team. The gritty outfielder rewrote the Hurricanes' record book by setting 12 UM batting marks, including hits (341), runs (258), doubles (63), runs batted in (235) and total bases (506).

Fiore earned Freshman All-American honors in leading Miami to the 1985 NCAA crown and was a consensus All-American as a senior. He is also Miami's only Dick Howser Trophy winner, earning the honor in 1987 after leading UM to the College World Series in Omaha, Neb. Fiore completed his business degree on time in 1988, and following that season, was drafted and signed by the St. Louis Cardinals. For five seasons, he was the the Associate Director and General Manager for USA Baseball.

## #15 SKIP BERTMAN C/ASST COACH

The first Hurricane baseball coach to have his number retired is best known for taking raw talent and transforming it into wins for Miami and a professional prospect. Bertman served as an assistant under Ron Fraser from 1975-83. He was then named the Head Coach at Louisiana State where he quickly turned that program into a national powerhouse. He played for UM as a catcher and outfielder from 1958-60.

Bertman was also the head coach of the 1996 United States Olympic Baseball Team and is a member of

# RETIRED NUMBERS

the University of Miami Sports Hall of Fame. Bertman joined Fraser as an inaugural inductee into the College Baseball Foundation Hall of Fame in 2006.

## #20 ORLANDO GONZALEZ 1B

Orlando Gonzalez's aggressive style of play at the plate and on the base paths led the Hurricanes to their first College World Series berth in 1974, a runner-up finish to Southern California. Gonzalez was named to the all-tournament team for his efforts at the CWS.

He won the 1974 Lefty Gomez Plate as the Outstanding Player in College Baseball as well as All-America honors by The Sporting News and the NCAA Coaches Association. He hit .338 with 38 stolen bases as a junior and .402 and 62 swipes as a senior in 1974. Drafted by Cleveland, he saw major league action with the Indians, A's and Phillies.

## #23 CHARLES JOHNSON C

Charles Johnson was a three-year letterman for the Hurricanes from 1990-92 and a first-team All-American by The Sporting News in his final season. He currently is listed in the record book in three offensive categories: triples in a season (first, 9), triples in a career (fifth, 12) and home runs in a career (ninth, 38).

Additionally, Johnson led the team in home runs in all three seasons in Coral Gables, as well as RBI in 1992. He was drafted by the Florida Marlins in the first round after his junior season in 1992 and enjoyed a MLB career that spanned 12 seasons.

## #25 RANDY GUERRA 1B/P

"Dandy Randy" was "Mister Do-It-All for UM", excelling on the mound and at bat from 1976 to 1979. He won 20 games as a hurler, but was best known as a long-ball hitting first baseman. Guerra finished his career in Coral Gables eighth on the career games played list with 238 appearances.

Guerra's consistency also landed him fifth on the career at bats chart with 839. During his four-year career, Guerra flashed excellent skills at the plate, finishing sixth in Miami history with 252 hits. He also finished tied for ninth with 50 career doubles and tied for seventh with 39 career home runs. Maybe the most impressive statistic of Guerra's career was his 427 career total bases, which ranks third in Hurricane history, and 234 RBI, which ranks second.

## #26 NEAL HEATON P

Neal "The Heater" Heaton holds many of UM's pitching records, including victories in a season with 18 and strikeouts in a game with 23. He is second in career wins with 42, third in strikeouts in a season with 172 and third in career strikeouts 381.

In three years, 1979-81, Heaton was twice named an All-American and in 1981 was selected by the Cleveland Indians and made the parent club after just one year in the minors. Heaton was the first Hurricane to play in a big league all-star game.

## #29 STAN JAKUBOWSKI P

In 1974, as a 19-year-old sophomore, the right hander posted a 16-3 record and dazzling 1.46 ERA while being named to the AABCA All-America and All-College World Series teams. At the CWS, Jakubowski hurled a nine-hit complete game over Harvard in the Hurricanes' first CWS game ever. Miami finished runner-up to USC in their first College World Series.

Jakubowski finished his Miami career with a 40-14 record, 27 complete games, 432 innings pitched and 1.81 ERA. His 27 complete games is still a Miami school record. He was also a member of the 1974 United States team which won the World Amateur Championship under Ron Fraser.

## #33 J.D. ARTEAGA P/ASST COACH

J.D. Arteaga established himself as one of the greatest pitchers to ever take the mound at Mark Light Field. During his four-year career, Arteaga set school records for career starts (72) and victories (43). He is second all-time in innings pitched (458.1) and fifth in career strikeouts (343).

Arteaga ranks second in all-time College World Series starts, leading the Hurricanes to four appearances in Omaha. Arteaga was a 28th-round draft choice of the Mets in the 1997 MLB Draft. He retired in March of 2003 from professional baseball to become the pitching coach at his alma mater.

# ALL-TIME #PROCANES BY TEAM

## ARIZONA DIAMONDBACKS

PLAYER	POS	YEARS
Jorge Fabregas	C	1998
Chris Herrmann	C/OF	2016-17
Jon Jay	OF	2018, 2020
Peter O'Brien	OF	2015-16

## ATLANTA BRAVES

PLAYER	POS	YEARS
Brian Barton	OF	2009
Jorge Fabregas	C	1999

## BALTIMORE ORIOLES

PLAYER	POS	YEARS
Aubrey Huff	3B/DH	2007-09
Charles Johnson	C	1999-2000
Wayne Krenchicki	3B	1979-81
Mike Pagliarulo	3B	1993
Danny Valencia	3B/OF	2013, 2018
Jemile Weeks	2B	2014

## BOSTON RED SOX

PLAYER	POS	YEARS
Alex Cora	2B	2005-08
Chris Howard	P	1994
Al Richter	SS	1951, 1953
Danny Valencia	3B	2012
Jemile Weeks	2B	2014-15

## CHICAGO CUBS

PLAYER	POS	YEARS
Bobby Hill	2B	2002-03
Jon Jay	OF	2017
Scott Maine	P	2010-12

## CHICAGO WHITE SOX

PLAYER	POS	YEARS
Yonder Alonso	1B/DH	2019
Zack Collins	C	2019-10
Jorge Fabregas	C	1997
Alex Fernandez	P	1990-96
Yasmani Grandal	C	2020
Chris Howard	P	1993
Jon Jay	OF	2019
Charles Johnson	C	2000
Nelson Santovenia	C	1992
Blake Tekotte	OF	2013

## CINCINNATI REDS

PLAYER	POS	YEARS
Yonder Alonso	1B/OF	2010-11
Danny Graves	P	1997-2005
Kenny Kelly	OF	2005
Wayne Krenchicki	3B	1982-85
Greg Vaughn	OF	1999

## CLEVELAND INDIANS

PLAYER	POS	YEARS
Yonder Alonso	1B	2018
Mike Armstrong	P	1987
Alex Cora	2B	2005
Oriando Gonzalez	1B/OF	1976
Danny Graves	P	1996-97, 2006
Neal Heaton	P	1982-86
Scott Maine	P	2012
Jason Michaels	OF	2006-08
Chris Perez	P	2009-13

## COLORADO ROCKIES

PLAYER	POS	YEARS
Yonder Alonso	1B	2019
Joe Grahe	P	1995
Charles Johnson	C	2003-04
Greg Vaughn	OF	2003

## DETROIT TIGERS

PLAYER	POS	YEARS
Bryan Garcia	P	2019-20
Aubrey Huff	DH	2009
Kurt Knudsen	P	1992-94
Wayne Krenchicki	3B	1983

## HOUSTON ASTROS

PLAYER	POS	YEARS
Buddy Harris	P	1970-71
Steve Hertz	3B	1964
Aubrey Huff	3B/OF	2006
Charlton Jimerson	OF	2005-06
Jason Michaels	OF	2009-11
Orlando Palmeiro	OF	2004-07

## KANSAS CITY ROYALS

PLAYER	POS	YEARS
Mike Armstrong	P	1982-83
Jorge Fabregas	C	2000
Neal Heaton	P	1992
Jon Jay	OF	2018
Ross Jones	SS	1987
Danny Rios	P	1998
Nelson Santovenia	C	1993
Danny Valencia	3B	2014

## LOS ANGELES ANGELS OF ANAHEIM

PLAYER	POS	YEARS
Jorge Fabregas	C	1994-97, '01-02
Joe Grahe	P	1990-94
Ryan Jackson	INF	2015
Orlando Palmeiro	OF	1995-2002

## LOS ANGELES DODGERS

PLAYER	POS	YEARS
Tony Brewer	OF	1984
Alex Cora	2B	1998-2004
John Douglas	1B	1945
Charles Johnson	C	1998
Mike Metcalfe	OF	1998, 2000
Chris Perez	P	2014
Mike Piazza	C	1992-98
F.P. Santangelo	OF	2000
Yasmani Grandal	C	2015-18

## MIAMI MARLINS

PLAYER	POS	YEARS
Dave Berg	SS	1998-2001
Jorge Fabregas	C	1999
Alex Fernandez	P	1997-2000
Charles Johnson	C	1994-98, '01-02
Michael Neu	P	2004
Peter O'Brien	1B/OF	2018-19
Mike Piazza	C	1998
Gaby Sanchez	1B	2008-12

# ALL-TIME #PROCANES BY TEAM

## MILWAUKEE BREWERS

PLAYER	POS	YEARS
Ryan Braun	3B/OF	2007-20
Jorge Fabregas	C	2002
Gus Gandarillas	P	2001
Yasmani Grandal	P	2019
Neal Heaton	P	1992
Greg Vaughn	OF	1989-96

## MINNESOTA TWINS

PLAYER	POS	YEARS
Neal Heaton	P	1986
Chris Herrmann	C/OF	2012-15
Oscar Muñoz	P	1995
Mike Pagliarulo	3B	1991-93
Danny Valencia	3B	2010-12

## NEW YORK METS

PLAYER	POS	YEARS
Alex Cora	2B	2009-10
Jorge Fabregas	C	1998
Danny Graves	P	2005
Ross Jones	SS	1984
Mike Piazza	C	1998-2005

## NEW YORK YANKEES

PLAYER	POS	YEARS
Mike Armstrong	P	1984-86
Neal Heaton	P	1993
Mike Pagliarulo	3B	1984-89
Danny Rios	P	1997
Wade Taylor	P	1991
Jay Tessmer	P	1998-2000, 2002

## OAKLAND ATHLETICS

PLAYER	POS	YEARS
Yonder Alonso	1B	2016-17
Warren Bogle	P	1968
Orlando Gonzalez	1B/OF	1980
Chris Herrmann	C	2019
Michael Neu	P	2003
Mike Piazza	DH	2007
F.P. Santangelo	OF	2001
Danny Valencia	3B/OF/1B	2015-16
Jemile Weeks	2B	2011-13

## PHILADELPHIA PHILLIES

PLAYER	POS	YEARS
Pat Burrell	OF	2000-08
Orlando Gonzalez	1B/OF	1978
Joe Grahe	P	1999
Ryan Karp	P	1995, 1997
Jason Michaels	OF	2001-05

## PITTSBURGH PIRATES

PLAYER	POS	YEARS
Neal Heaton	P	1989-91
Bobby Hill	2B	2003-05
Jason Michaels	OF	2008
Gaby Sanchez	1B	2012-14

## SAN DIEGO PADRES

PLAYER	POS	YEARS
Yonder Alonso	1B/OF	2012-15
Mike Armstrong	P	1980-81
Cesar Carrillo	P	2009
Yasmani Grandal	C	2012-14
Jon Jay	OF	2016

Mike Pagliarulo	3B	1989-90
Mike Piazza	C	2006
Eddy Rodriguez	C	2012
Blake Tekotte	OF	2011-12
Greg Vaughn	OF	1996-98
Jemile Weeks	2B	2016

## SAN FRANCISCO GIANTS

PLAYER	POS	YEARS
Pat Burrell	OF	2010-11
Aubrey Huff	3B/OF	2010-12
F.P. Santangelo	OF	1999
Mike Schemer	1B	1945-46
Andrew Suarez	P	2018-20

## SEATTLE MARINERS

PLAYER	POS	YEARS
Yonder Alonso	1B	2017
Chris Herrmann	C	2018
Charlton Jimerson	OF	2007-08
Ross Jones	SS	1986
Jim Maler	1B	1981-83
Danny Valencia	3B/1B/OF	2017

## ST. LOUIS CARDINALS

PLAYER	POS	YEARS
Brian Barton	OF	2008
John Fulgham	P	1979-80
Ryan Jackson	INF	2012-13
Jon Jay	OF	2010-15
Orlando Palmeiro	OF	2003
Chris Perez	P	2008-09

## TAMPA BAY RAYS

PLAYER	POS	YEARS
Pat Burrell	OF	2009-10
Aubrey Huff	3B/OF	2000-06
Charles Johnson	C	2005
Kenny Kelly	OF	2000
Greg Vaughn	OF/DH	2000-02

## TEXAS RANGERS

PLAYER	POS	YEARS
Alex Cora	2B	2010
Chris Howard	P	1995
Mike Pagliarulo	3B	1995

## TORONTO BLUE JAYS

PLAYER	POS	YEARS
Dave Berg	SS	2002-04
Danny Valencia	3B/OF	2014-15

## WASHINGTON NATIONALS

PLAYER	POS	YEARS
Alex Cora	2B	2011
Neal Heaton	P	1987-88
Kenny Kelly	OF	2005
Wayne Krenchicki	3B	1986
F.P. Santangelo	OF	1995-98
Nelson Santovenia	C	1987-91

# ALL-TIME MLB DRAFT PICKS

PRE-DRAFT ERA (through 1964)				
YEAR	RD	PICK	NAME, POSITION	TEAM
1956 (1)	FA	--	Tommy Adams, OF	Phillies
1959 (1)	FA	--	Ed Harrison, OF	Indians
1962 (1)	FA	--	Larry Wilson, 1B	Athletics
1963 (1)	FA	--	Ernie Yaroshuk, OF	Phillies
1964 (2)	FA	--	Elmer Harris, P	White Sox
	FA	--	Bobby Ward, RHP	Cubs

DRAFT ERA (1965-current)				
YEAR	RD	PICK	NAME, POSITION	TEAM
1965 (1)	34	531	Bob Biletnikoff, OF <sup>A</sup>	Athletics
1966 (2)	1\$	17	Bob Biletnikoff, OF	Yankees
		<b>6</b>	<b>Warren Bogle, LHP<sup>A</sup></b>	<b>Athletics</b>
1967 (5)	1%	13	Fred Kampf, RHP <sup>A</sup>	Athletics
		<b>4%</b>	<b>Warren Bogle, LHP</b>	<b>Athletics</b>
		5%	Thomas Brown, SS	Giants
		7%	James Goodwin, RHP	Indians
		10%	Robert Yingling, 2B	Athletics
1968 (6)	1%	7	Larry Pyle, OF <sup>A</sup>	Braves
		<b>1%</b>	<b>Buddy Harris, RHP</b>	<b>Astros</b>
		3\$	Fred Kampf, RHP <sup>A</sup>	Mets
		4%	Fred Kampf, RHP	Athletics
		FA	John Danchik, RHP	Red Sox
		FA	Dick Stureman, 3B	Mets
1969 (3)	1\$	2	Larry Pyle, OF	Yankees
		7	Jorge Maduro, C	Yankees
		25	Thom Lehman, LHP	Astros
1970 (1)	FA	--	Tony Barletta, C	Dodgers
1971 (4)	2%	26	Joel Green, SS	Cubs
		5\$	John Bush, OF	Brewers
		24	Terry Brown, LHP	Giants
		FA	Tom Borzecki, LHP	Giants
1972 (2)	2\$	29	Vincent Roberto, OF	Brewers
		FA	Ferris French, RHP	Red Sox
1973 (4)	FA	--	Bob Bartlett, P	Mets
		FA	Ralph Edwards, C	Tigers
		FA	Rick Patrylo, RHP	Cubs
		FA	Wally Pontiff, LHP	Rangers
1974 (6)	1\$	<b>24</b>	<b>Mike Armstrong, RHP</b>	<b>Reds</b>
		2\$	Witt Beckman, OF	Padres
		<b>18</b>	<b>Orlando Gonzalez, 1B</b>	<b>Indians</b>
		35	Rick Reichle, 3B	Orioles
		FA	Benny Castillo, 2B	Expos
		FA	Manny Trujillo, OF	Indians
1975 (6)	2%	32	James Crosta, SS	White Sox
		3\$	Tom Baxter, RHP	Reds
		27	Craig Thorpe, RHP	Pirates
		FA	Jerry Brust, RHP	Angels
		FA	Rick D'Innocenzo, OF	Giants
		FA	Tom Holliday, C	Pirates
1976 (6)	1\$	<b>7</b>	<b>Wayne Krenchicki, SS</b>	<b>Orioles</b>
		<b>1\$</b>	<b>John Fulgham, RHP</b>	<b>Cardinals</b>
		12	Pat Callahan, C <sup>A</sup>	Yankees
		28	Rick Montoni, OF <sup>A</sup>	Braves
		FA	Stan Jakubowski, RHP	Pirates
		FA	Bill Malpas, 2B	Reds
1977 (4)	1%	9	Steve Lerner, LHP	Orioles
		8	Pat Callahan, C	Yankees
		14	Rick Montoni, OF	White Sox
		FA	Gavin Long, RHP	Brewers
1978 (7)	1\$	<b>5</b>	<b>Jim Maler, 1B</b>	<b>Mariners</b>
		3	Augie Ruiz, LHP	Dodgers
		19	Howie Shapiro, IF <sup>A</sup>	Rangers
		21	Randy Guerra, IF <sup>A</sup>	Brewers
		25	Humberto Acosta, OF	Brewers
		FA	Kevin Ruffler, C	Astros
		FA	Tony Vila, RHP	Royals

1979 (9)	11	261	Mark Batten, RHP	Mariners
	13	333	Ron Batter, C	Royals
	14	363	Randy Guerra, 1B	Yankees
	19	482	Alfredo Rodriguez, IF	Padres
	37	841	Howie Shapiro, 2B	Cubs
	FA	--	Erol Akchurin, RHP	Yankees
	<b>FA</b>	<b>--</b>	<b>Tony Brewer, OF</b>	<b>Yankees</b>
	FA	--	George Persandi, LHP	Twins
	FA	--	Wes Robbins, 2B	Yankees
1980 (8)	<b>1</b>	<b>9</b>	<b>Ross Jones, SS</b>	<b>Dodgers</b>
	9	233	Matt Tyner, OF	Orioles
	14	357	Bob Bastian, RHP	Angels
	18	459	Jeff Morrison, LHP	Tigers
	24	602	Matt Minium, OF	Indians
	43	831	Luis Duarte, C	Indians
	FA	--	Dave Bisceglia, C	Reds
	FA	--	Paul Hundhammer, IF	Red Sox
1981 (10)	1\$	<b>3</b>	<b>Rob Murphy, LHP</b>	<b>Reds</b>
	1	26	Frank Castro, C	Padres
	<b>2</b>	<b>39</b>	<b>Neal Heaton, LHP</b>	<b>Indians</b>
	<b>6</b>	<b>155</b>	<b>Mike Pagliarulo, 3B</b>	<b>Yankees</b>
	8	194	Brian Silvas, RHP	Indians
	13	325	Tom Gil, OF	Pirates
	14	363	Mike Browning, RHP	Yankees
	19	473	Jeff Morrison, LHP	Padres
	FA	--	Rob Biagini, RHP	Giants
	FA	--	Alex DeJesus, 1B	Expos
1982 (7)	1\$	<b>2</b>	<b>Scott Parsons, OF</b>	<b>Padres</b>
	<b>1%</b>	<b>19</b>	<b>Nelson Santovenia, C</b>	<b>Expos</b>
	18	459	Mike Kasprzak, RHP	Astros
	24	612	Sam Sorce, RHP	Rangers
	29	731	Doug Shields, OF <sup>A</sup>	Rangers
	FA	--	Eddie Escribano, RHP	Athletics
	FA	--	Mickey Williams, OF	Giants
1983 (14)	2\$	37	Eduardo Gonzalez, C	Rangers
	2%	33	Mark Bauer, RHP	Athletics
	8	202	Dave Eichborn, RHP	Dodgers
	10	238	Danny Smith, LHP	Reds
	10	243	Bill Wrona, SS	Mariners
	16	397	Orlando Artiles, OF	Athletics
	20	519	Phil Lane, OF <sup>A</sup>	Brewers
	25	620	Calvin James, OF <sup>A</sup>	Cubs
	28	688	Camilo Pascual, RHP	Athletics
	FA	--	Pat Griffin, P	Tigers
	FA	--	Steve Lusby, 1B	Angels
	FA	--	Mike Sanicola, OF	Yankees
	FA	--	Mitch Seoane, IF	Yankees
	FA	--	Javier Velazquez, OF	Dodgers
1984 (8)	2	52	Rob Souza, RHP	Tigers
	6	149	Clarke Lange, 3B	Astros
	7\$	175	Robert Smith, RHP	Blue Jays
	16	414	Phil Lane, OF	Yankees
	19	478	Juan Yancof, RHP	Twins
	21	543	Darren Mandel, C	Yankees
	29	702	Doug Shields, OF	Expos
	FA	--	Frank Russo, RHP	Reds
1985 (7)	8	210	Don Rowland, 2B	Tigers
	13	326	Calvin James, OF	Astros
	13	340	Alain Patenaude, RHP	Tigers
	18	459	Rick Raether, RHP <sup>A</sup>	Angels
	30	760	Kevin Sheary, RHP <sup>A</sup>	Cardinals
	FA	--	Jon Leake, 3B	Brewers
	FA	--	Willie Martinez, 1B	Orioles
1986 (7)	1%	<b>4</b>	<b>Greg Vaughn, OF</b>	<b>Brewers</b>
	6	137	Rick Raether, RHP	Rangers
	13	317	Dan Davies, LHP	Indians
	25	628	Kevin Sheary, RHP	Mariners
	<b>FA</b>	<b>--</b>	<b>Chris Howard, LHP</b>	<b>Yankees</b>
	FA	--	Geis Meizoso, LHP	Rangers
	FA	--	Kevin Ryan, RHP	Dodgers

# ALL-TIME MLB DRAFT PICKS

1987 (5)	22	560	Mike Parks, RHP	Dodgers	1996 (15)	3	<b>88</b>	<b>Alex Cora, SS</b>	<b>Dodgers</b>
	22	574	Chris Lee, RHP	Astros		6	158	Jim Gargiulo, C	Cardinals
	53	1203	David Taylor, OF	Yankees		9	274	Denis Pujals, RHP	Devil Rays
	FA	--	Mike Gibbons, RHP	Expos		10	299	Rudy Gomez, 2B	Yankees
1988 (11)	<b>FA</b>	--	<b>Wade Taylor, RHP</b>	<b>Yankees</b>	17	503	John Keris, RHP	Rangers	
	<b>5</b>	<b>125</b>	<b>Joe Grahe, RHP^</b>	<b>Athletics</b>	17	514	Mike DeCelle, OF	Devil Rays	
	<b>9</b>	<b>239</b>	<b>Kurt Knudson, RHP</b>	<b>Tigers</b>	18	537	Allen Westfall, RHP	Mariners	
	15	392	Mike Fiore, OF	Cardinals	28	825	T.R. Marinczyk, 1B	Athletics	
	20	507	Kirk Dulom, 3B	Angels	37	1088	Clint Weibel, RHP	Cardinals	
	26	669	Jorge Robles, 2B	Mariners	43	1272	Eddie Rivero, OF	Phillies	
	28	715	Frank Dominguez, C	Angels	43	1273	Kenard Lang, 1B^	White Sox	
	30	774	Trevor Weeks, C	Reds	45	1320	Tris Moore, OF	Tigers	
	30	779	Will Vespe, 1B^	Twins	54	1516	J.D. Arteaga, LHP^	Pirates	
	53	1291	Doug DeKock, C	Expos	57	1570	Juan Galban, LHP	Braves	
	<b>62</b>	<b>1390</b>	<b>Mike Piazza, C</b>	<b>Dodgers</b>	60	1596	Ryan Grimmer, OF^	Mariners	
	FA	--	Steffen Majer, RHP	Cardinals	1997 (9)	7	234	Eddy Reyes, RHP	Devil Rays
	1989 (8)	<b>2</b>	<b>39</b>	<b>Joe Grahe, RHP</b>		<b>Angels</b>	<b>15</b>	<b>464</b>	<b>Jason Michaels, OF^</b>
<b>20</b>		<b>514</b>	<b>F.P. Santangelo, SS</b>	<b>Expos</b>		16	504	Laz Gutierrez, LHP^	Rays
26		666	Jose Trujillo, 2B	Cardinals		18	535	Ryan Grimmer, OF	Tigers
60		1420	Rey Noriega, OF	Yankees	22	655	Mandy Jacomino, OF	Tigers	
FA	--	Henry Hernandez, 1B	Cardinals	26	780	J.D. Arteaga, LHP	Mets		
FA	--	Mike Hinde, OF	Twins	44	1301	Brad Brewer, SS	Angels		
FA	--	Will Vespe, OF	Indians	FA	--	Mike Lopez-Cao, C	Devil Rays		
FA	--	Larry Walker, C	Yankees	1998 (8)	<b>1</b>	<b>1</b>	<b>Pat Burrell, 3B</b>	<b>Phillies</b>	
1990 (5)	<b>1</b>	<b>4</b>	<b>Alex Fernandez, RHP</b>		<b>White Sox</b>	2	47	Robbie Morrison, RHP	Royals
	<b>5</b>	<b>136</b>	<b>Oscar Muñoz, RHP</b>		<b>Twins</b>	3	96	Alex Santos, RHP^	Dodgers
	26	714	Shawn Purdy, RHP^		Athletics	<b>4</b>	<b>104</b>	<b>Jason Michaels, OF</b>	<b>Phillies</b>
	FA	--	Juan Flores, C	Brewers	<b>5</b>	<b>162</b>	<b>Aubrey Huff, 3B</b>	<b>Devil Rays</b>	
FA	--	John Hirsch, C	Expos	8	248	Todd Ozias, RHP	Giants		
1991 (7)	<b>1</b>	<b>34</b>	<b>Jorge Fabregas, 3B</b>	<b>Angels</b>	13	387	Laz Gutierrez, LHP	Tigers	
	16	428	Shawn Purdy, RHP	Angels	FA	--	German Alvarez, OF	Braves	
	<b>22</b>	<b>569</b>	<b>Ryan Karp, LHP^</b>	<b>Braves</b>	1999 (7)	<b>2</b>	<b>66</b>	<b>Bobby Hill, SS^</b>	<b>White Sox</b>
	<b>33</b>	<b>871</b>	<b>Orlando Palmeiro, OF</b>	<b>Angels</b>		3	96	Russ Jacobson, C	Phillies
39	1014	Maurice Crum, C	Brewers	4		115	Alex Santos, RHP	Devil Rays	
FA	--	Scott Lucas, LHP	Brewers	7		216	David Gil, RHP^	Phillies	
FA	--	Mike Tosar, 2B	Mets	<b>29</b>	<b>878</b>	<b>Michael Neu, RHP</b>	<b>Reds</b>		
1992 (9)	<b>1</b>	<b>28</b>	<b>Charles Johnson, C</b>	<b>Marlins</b>	FA	--	Darryl Roque, RHP	Expos	
	<b>3</b>	<b>94</b>	<b>Gus Gandarillas, RHP</b>	<b>Twins</b>	FA	--	Brian Seever, OF	Angels	
	5	139	Jeff Alkire, LHP	Cardinals	2000 (5)	<b>2</b>	<b>43</b>	<b>Bobby Hill, SS</b>	<b>Cubs</b>
	9	242	Ryan Karp, LHP	Yankees		3	93	David Gil, RHP	Reds
17	469	Jonathon Smith, OF	Mets	14		416	Manny Crespo, OF	Mariners	
FA	--	Chris Anderson, IF	Angels	40		1200	Mark Walker, OF	Giants	
FA	--	Kevin DiGiacomo, 1B	Indians	44	1314	Kevin Brown, 1B^	Red Sox		
FA	--	Gino DiMare, OF	Red Sox	2001 (13)	2	54	Mike Rodriguez, OF	Astros	
FA	--	Frank Mora, C	Mets		4	121	Chris Sheffield, RHP	Blue Jays	
1993 (6)	8	214	Jose Prado, RHP		Dodgers	4	132	Brian Walker, LHP	Mets
	10	272	Silvio Censale, LHP		Phillies	<b>5</b>	<b>146</b>	<b>Charlton Jimerson, OF</b>	<b>Astros</b>
	<b>38</b>	<b>1079</b>	<b>Dave Berg, 2B</b>	<b>Marlins</b>	7	207	Tom Farmer, RHP	Tigers	
	44	1238	Chad Rupp, 1B	Twins	11	330	Marcus Nettles, OF	Padres	
FA	--	Danny Rios, RHP	Yankees	16	488	Mike DiRosa, C	Diamondbacks		
FA	--	Rick Ellstrom, IF	Padres	17	507	Dan Smith, RHP	Tigers		
1994 (9)	2	55	Kenny Hendersom, RHP^	Expos	19	585	Kevin Brown, 1B	Braves	
	<b>3</b>	<b>76</b>	<b>Mike Metcalfe, SS</b>	<b>Dodgers</b>	28	831	Troy Roberson, RHP^	Rangers	
	<b>4</b>	<b>101</b>	<b>Danny Graves, RHP</b>	<b>Indians</b>	37	1112	Kris Clute, 2B	Marlins	
	10	278	Bruce Thompson, OF^	Cardinals	FA	--	Greg Lovelady, C	Marlins	
15	425	Sean Duncan, LHP	White Sox	FA	--	Alex Prendes, LHP	Red Sox		
21	569	Alex Miranda, 1B	Athletics	2002 (7)	5	135	Kevin Howard, 3B	Reds	
21	581	Eric Morgan, RHP	Mariners		5	144	Javy Rodriguez, SS	Angels	
33	904	Luis Hernandez, 2B	Mets		11	322	Kiki Bengochea, RHP	Rangers	
45	1238	Walter Owens, OF	Indians		15	457	Matt Dryer, 1B	Giants	
1995 (10)	5	117	Kenny Hendersom, RHP	Padres	21	632	T.J. Prunty, RHP	Twins	
	11	284	Danny Buxbaum, 1B	Angels	23	692	Danny Matienzo, C^	Twins	
	12	327	Bruce Thompson, OF	Giants	47	1394	Troy Roberson, RHP	Mets	
	13	341	Rick Gama, 2B	Padres	2003 (1)	35	1040	Jim Burt, 1B^	Blue Jays
<b>19</b>	<b>534</b>	<b>Jay Tessmer, RHP</b>	<b>Yankees</b>	2004 (7)		2	54	Erick San Pedro, C	Expos
30	838	Jason Adge, RHP	Indians		10	299	Adam Ricks, 2B	White Sox	
31	866	Ricky Gonzalez, C	Indians	19	554	Jim Burt, 1B	Mets		
36	1002	Adam Finnieston, OF	Royals	26	771	J.D. Cockroft, LHP	Rangers		
42	1176	Pete DeMorejon, RHP	White Sox	38	1133	Richard Giannotti, OF	Angels		
46	1283	Denis Pujals, RHP^	Yankees	40	1207	Danny Figueroa, OF^	Athletics		

# ALL-TIME MLB DRAFT PICKS



	FA	--	<b>Brian Barton, OF</b>	<b>Indians</b>	21	629	Tyler Palmer, OF	Angels	
2005 (10)	1	5	<b>Ryan Braun, 3B</b>	<b>Brewers</b>	40	1186	Alex Hernandez, 2B	Astros	
	1	18	<b>Cesar Carrillo, RHP</b>	<b>Padres</b>	2015 (5)	2	<b>61 Andrew Suarez, LHP</b>	<b>Giants</b>	
	4	126	<b>Gaby Sanchez, C</b>	<b>Marlins</b>	4	119	David Thompson, 3B	Mets	
	9	273	Paco Figueroa, 2B	Orioles	7	211	George Iskenderian, 3B	Brewers	
	10	305	Chiqui Chirino, LHP	White Sox	14	432	Garrett Kennedy, C	Dodgers	
	23	685	Brendan Katin, OF	Brewers	16	485	Ricky Eusebio, OF	Mariners	
	24	711	Vince Bongiovanni, RHP	Diamondbacks	2016 (7)	1	<b>10 Zack Collins, C</b>	<b>White Sox</b>	
	34	1022	Brandon Camardese, LHP	Reds	6	170	Willie Abreu, OF	Rockies	
	43	1289	Danny Figueroa, OF	Orioles	6	<b>175 Bryan Garcia, RHP</b>	<b>Tigers</b>		
	FA	--	Dan Touchet, RHP	Rangers	10	303	Brandon Lopez, SS	Twins	
2006 (7)	1	<b>42 Chris Perez, RHP</b>	<b>Cardinals</b>	15	447	Danny Garcia, LHP	Mariners		
	2	<b>74 Jon Jay, OF</b>	<b>Cardinals</b>	18	545	Jacob Heyward, OF	Giants		
	4	111	Ricky Orta, RHP	Mariners	28	847	Johnny Ruiz, 2B^	Astros	
	8	233	Tommy Giles, OF	Dodgers	2017 (2)	12	349	Carl Chester, OF	Rays
	19	<b>576 Danny Valencia, 3B</b>	<b>Twins</b>	24	716	Jesse Lapore, RHP	Rockies		
	20	<b>594 Eddy Rodriguez, C</b>	<b>Reds</b>	2018 (6)	11	341	Frankie Bartow, RHP	Nationals	
	23	<b>678 Scott Maine, LHP^</b>	<b>Rockies</b>	18	528	Romy Gonzalez, 3B	White Sox		
2007(6)	6	<b>193 Scott Maine, LHP</b>	<b>Diamondbacks</b>	18	544	Andrew Cabezas, RHP	Twins		
	8	271	Manny Miguelez, LHP	Tigers	28	825	Danny Reyes, OF	Tigers	
	30	921	Danny Gil, RHP	Astros	29	855	Jeb Bargfeldt, LHP	Tigers	
	34	1024	Enrique Garcia, RHP^	Cubs	34	1025	Michael Medaviavilla, LHP	Brewers	
	48	1402	Walter Diaz, SS	Indians	2019 (5)	9	278	Evan McKendry, RHP	Rays
	FA	--	Roger Tomas, SS	Tigers	15	451	Greg Veliz, RHP	Angels	
2008 (8)	1	<b>7 Yonder Alonso, 1B</b>	<b>Reds</b>	21	640	Michael Amditis, C	Indians		
	1	<b>12 Jemile Weeks, 2B</b>	<b>Athletics</b>	26	791	Mark Mixon, RHP	Dodgers		
	1	27	Carlos Gutierrez, RHP	Twins	40	1213	Tyler Keysor, RHP^	Brewers	
	2	66	Dennis Raben, OF	Mariners	2020 (5)	1	33	Slade Cecconi, RHP	Diamondbacks
	3	<b>101 Blake Tekotte, OF</b>	<b>Padres</b>	2	46	Chris McMahon, RHP	Rockies		
	4	129	Mark Sobolewski, 3B	Blue Jays	2	53	Freddy Zamora, SS	Brewers	
	24	719	Enrique Garcia, RHP	Reds	FA	--	Brian Van Belle, RHP	Red Sox	
	26	786	Adan Severino, OF	Twins	FA	--	Tyler Keysor, RHP	Reds	
2009 (9)	5	144	Jason Hagerly, C	Padres					
	5	<b>159 Ryan Jackson, SS</b>	<b>Cardinals</b>						
	5	163	Kyle Bellamy, RHP	White Sox					
	6	<b>192 Chris Herrmann, C</b>	<b>Twins</b>						
	20	620	Eric Erickson, LHP^	Cubs					
	28	841	Dave DiNatale, OF	Rockies					
	36	1073	John Housey, RHP	Mariners					
	37	1122	David Gutierrez, RHP^	Twins					
	46	1400	Glenn Cook, OF (football)	Cubs					
2010 (5)	1	<b>12 Yasmani Grandal, C</b>	<b>Reds</b>						
	7	233	Chris Hernandez, LHP	Red Sox					
	18	555	David Gutierrez, RHP	Twins					
	29	881	Scott Lawson, 2B	Rays					
	30	919	Iden Nazario, LHP	Cardinals					
2011 (7)	2	90	Harold Martinez, 3B	Phillies					
	3	98	Zeke DeVoss, OF	Cubs					
	8	260	Danny Miranda, LHP	Cardinals					
	16	500	Travis Miller, RHP	Cardinals					
	17	513	Nathan Meledres, OF	Mariners					
	32	984	Sam Robinson, LHP	Rangers					
	42	1263	David Villasuso, C	Mariners					
2012 (7)	2	<b>94 Peter O'Brien, C</b>	<b>Yankees</b>						
	7	238	E.J. Encinosa, RHP	Giants					
	8	264	Stephen Perez, SS	Nationals					
	20	611	Steven Ewing, LHP	Mariners					
	34	1057	Eric Erickson, LHP	Yankees					
	FA	--	Rony Rodriguez, OF	Cubs					
	FA	--	Cade Kreuter, IF	Padres					
2013 (5)	21	619	Eric Nedeljkovic, RHP	Rockies					
	29	867	Chantz Mack, OF	Mariners					
	29	875	Bryan radziewski, LHP^	Cardinals					
	38	1130	Javi Salas, RHP^	Brewers					
	FA	--	Alex San Juan, C	Rockies					
2014 (7)	2	<b>57 Andrew Suarez, LHP^</b>	<b>Nationals</b>						
	5	163	Chris Diaz, LHP	Braves					
	7	214	Dale Carey, OF	Nationals					
	9	256	Bryan Radziewski, LHP	Astros					
	10	296	Javi Salas, RHP	Brewers					

**Key:** Players selected in June Draft unless otherwise noted. Only one draft (June Draft) following the 1987 season. The first draft was held in 1965. Prior to that players just signed professional contracts.

**Bold - played or plays in the Major Leagues**

^ - Returned to school

\$ - Selected in January draft

% - June Secondary draft

# ALL-TIME BASEBALL LETTERMEN

## A

Abrams, Sam	2011, 2013-15
Abreu, Willie	2014-16
Acosta, Humberto	1977-78
Adams, Tommy	1953-56
Adams, Larry	1948
Addison, Brent	1986
Adge, Jason	1995
Adler, Jim	1951
Akchurin, Erol	1977-78
Albir, Marcelo	2003-04, 06
Alfonso, Gus	1998
Alfonso, Raudel	2005-06
Alonso, Yonder	2006-08
Allen, Connor	2018
Allen, Jon	2004
Alkire, Jeff	1989-92
Alvarez, Bob	1952-53
Alvarez, German	1997-98
Alvarez, Ryan	2016
Amditis, Michael	2017-19
Anderson, Chris	1988, 90-92
Archer, John	1961-62
Armstrong, Mike	1973
Arrieta, Fadul	1992-93
Arteaga, J.D.	1994-97
Artiles, Orlando	1982-83

## B

Baldoni, Fred	1947-50
Baldor, Nico	2017
Bargfeldt, Jeb	2017-18
Barkett, Matt	2002-03
Barletta, Tony	1969-70
Barnes, George	1964
Barquin, Tony	1980-81
Barr, Christopher	2013, 2015-17
Barrett, Pat	1970-71
Bartell, John	1958-60
Bartlett, Bob	1971-73
Bastian, Bob	1980
Barton, Brian	2003-04
Bartow, Frankie	2016-18
Batista, Randy	2016-17
Battaglia, Tom	1971
Battaglia, Vince	1970-71
Batten, Mark	1976-79
Batter, Ron	1978-79
Bauer, Mark	1983
Baxter, Tom	1974
Beal, Stuart	1954
Beasley, Sean	1996
Beauprez, Derik	2014-15
Beckman, Witt	1972-75

Beer, Irv	1953
Beish, Greg	1971
Bellamy, Kyle	2007-09
Bengochea, Kiki	2000-02
Benoit, Jerry	1951-53
Berg, Dave	1992-93
Berry, Steve	1973
Berry, Red	1959-61
Berryman, Dick	1947-48
Bertani, Fred	1963-65
Berthelot, Eric	1993
Bertman, Skip	1958-60
Best, Gary	1992
Biagini, Rob	1980-81
Biletnikoff, Bob	1965
Bisceglia, Dave	1980
Blackman, Ted	2009-10
Blanco, Alex	2002-04
Blank, Jerry	1946
Blanton, Ed	1946
Blanton, Jack V.	1946
Bodanza, Spencer	2020
Boden, Eddie	1948-49
Bogle, Warren	1966-67
Boguszewski, Hank	1973
Bongiovanni, Vince	2002-05
Bonofiglio, Mario	1954
Booth, Dean	1960-61
Borgese, Jeff	1989
Borowicz, Ray	1971
Borzecki, Tom	1968-71
Bossory, John	1963-65
Brady, John	1962-65
Brande, Luis	1975-76
Brannan, Ryan	1994-95
Braun, Ryan	2003-05
Bravo, Eddie	1968-69
Brenan, Mike	1958-59
Breslof, Steve	1974-75
Brewer, Tony	1978-79
Brewer, Bob	1957-59
Brewer, Brad	1997
Briggi, Danny	2015
Broad, Michael	2010-13
Brooks, Walt	1979
Brown, Clint	1992
Brown, Kevin	1998-01
Brown, Tom	1967
Brown, Terry	1970-72
Browning, Mike	1981
Bruce, Wayne	1973
Bruckner, Dan	1987-88
Brust, Jerry	1974-75
Buchowski, Barry	2016-17
Bundrick, Brian	1996
Burmester, Lou	1980
Burnett,*	1946

Burns, Michael	2017-18
Burrell, Bill	1950-51
Burrell, Pat	1996-98
Burt, Jim	2001-04
Burton, Tim	1996
Bush, Todd	1990-91
Buxbaum, Danny	1994-95

## C

Cabezas, Andrew	2016-18
Callahan, Pat	1976-77
Cameron, Rusty	1970
Campbell, Whitey	1947-50
Camardese, Brandon	2002-05
Canevari, Dan	1979
Cannizzaro, Frank	1996
Carapella, Al	1949-50
Carey, Dale	2011-14
Carmona, Yordani	2020
Carr, Dave	1982-83
Carrillo, Cesar	2004-05
Cartaya, Oscar	1997
Carter, Dick	1951-52
Carter, Kevin	1983-84
Cash, Charlie	1984
Casoria, Len	1955-56
Castillo, Benny	1971-74
Castro, Frank	1979-81
Catalino,*	1963
Caudle, Jim	1953, 57
Cecconi, Slade	2019-20
Censale, Silvio	1991-93
Chaney, Joe	1977
Channell, Ryan	1999
Chefas, John	1963
Chester, Carl	2015-17
Chirino, Chiqui	2003-04
Cianchini, Elliot	1989-90
Clark, Jim	1947
Clark, Al	1984
Cloonan, Dylan	2018-19
Clute, Kris	1998-01
Cockroft, J.D.	2001-04
Cohn, Andrew	2001-04
Colasanti, Art	1966
Coleman, Greg	1990-93
Collazo, Lazaro	1985
Collins, John	1965-66
Collins, Zack	2014-16
Conley, Jeff	1982
Connell, Jerry	1953
Contreras, Ed	1957-59
Cook, Jeremy	2018-19
Cooper, Rob	1993
Cora, Alex	1994-96





# ALL-TIME BASEBALL LETTERMEN

Cortina, Bucky	1948-50, 52
Crespo, Manny	1998-00
Crocitto, Peter	2015-16
Crosbie, Chad	2019-20
Crosta, Jim	1973-75
Crow, Dean	1992
Crum, Maurice	1990-91
Cucuzza, John	1973
Cuervo, Bernie	1993

Dulom, Kirk	1986-87, 89
Duncan, Sean	1994
Dunkle, Sheldon	1956-58
Dyshuk, Pete	1951

Flores, Juan	1989-90
Floyd, Rick	1973-74
Flynn, Bobby	1972-75
Fordyce, Larry	1967-68
Foster, Harvey	1962-64
Franantonio, Frank	1948
Frear, Fred	1954
Freitas, Nick	2006-07
French, Ferris	1968-70
Frese, Roger	1957
Frey, Eric	1974
Fuko, Dean	1971-73
Fulgham, John	1975

## D

D'Innocenzio, Rick	1974-75
Danchik, John	1966-68
Dangel, Al	1958-60
Davies, Dan	1983-86
Davison, James	2017
Day, Steve	1990-91
Deardorff, Lou	1951-52
DeBold, Luke	1999-02
DeBold, Rusty	1985-86
DeCelle, Michael	1996
Deem, Cliff	1967-69
Dehlinger, Rick	1978
DeJesus, Alex	1978-81
DeKock, Doug	1987-88
DeKreon, Bob	1955
Del Castillo, Adrian	2019-20
Del Giudice, Rick	1977-80
Del Rio, Ted	1951-52
Deliz, Chico	1960-62
DeMola, Oscar	1975
Dermigny, Sam	1946
Desmond, Bill	1948-50
DeVoss, Zeke	2010-11
Diaz, Carlos	2014
Diaz, Chris	2012-14
Diaz, Rick	1978-79
Diaz, Sebastian	2014-15
Diaz, Walter	2005
Diego, Kevin	2007
DiGiacomo, Kevin	1990-92
DiFalco, Joe	1972-73
DiGiammarino, Larry	1960
DiMare, Gino	1989-92
DiMare, Richard	1962
DiNatale, Dave	2007-09
Dini, Greg	2002-03
DiRosa, Mike	1999-01
Dixon, Ryan	2002-03
Dollar, Toby	1994
Dominguez, Frank	1985-88
Donahue, Karl	1950-52
Dorish, Dave	1991-92
Dryer, Matt	1999-01
Duarte, Lou	1979
Duffin, Tom	1986

## E

Eccleston,*	1963
Edwards, Ralph	1973
Egnatuk, Wally	1980
Eich, Gene	1964
Eich, Dennis	1962-64
Eichhorn, Dave	1983
Ellena, Greg	1983-86
Ellison, Ernie	1949
Ellstrom, Rick	1992-93
Encinosa, E.J.	2010-12
Epstein, Daniel	2016-18
Erickson, Eric	2007-08, 10, 12
Erickson, Greg	1990
Erwin, Mat	1994
Escala, Willy	2018-19
Escribano, Eddie	1979-80, 82
Esquivel, Lale	1997, 99-00
Estrada, Bobby	1979
Eusebio, Ricky	2013-2015
Ewing, Steven	2010-12

## G

Gale, Dino	1976, 79
Gali, Brandon	2017
Gallagher, Terry	1977-81
Gallo, Hadrian	1984
Gama, Rick	1993-95
Gandarillas, Gus	1992
Gankofskie, Rich	1977
Garabedian, Alex	2005
Garcia, Bryan	2014-16
Garcia, Danny	2014-16
Garcia, Enrique	2007-2008
Gargiulo, Jim	1994-96
Garland, Jake	2020
Garrigus, Carl	1953-55
Garvey, Ed	1968-70
Gates, JP	2019-20
Gawenda, Chris	2006, 08
George, Bobby	1970-71
Gerrotty, Dick	1946-49
Ghaul, Harry	1946-47
Giacoboni, Dom	1956-58
Gianini, Jim	1969
Giannotti, Richard	2002-04
Gibbons, Mike	1986-87
Gifford, Ron	1972-83
Gil, Danny	2004-07
Gil, David	1997-00
Gil, Raymond	2018-20
Gil, Tom	1981
Giles, Tommy	2006
Gill, Rob	1976-77
Girona, Frank	1951
Golding, Rob	1957
Gomez, Joe	2016-17
Gomez, Rudy	1994-96
Gomez, Tito	1966-68
Gonsalves, Lou	1950-51
Gonzalez, Dorian	1994-96
Gonzalez, Orlando	1973-74
Gonzalez, Ricky	1995
Gonzalez, Roger	2013

## F

Fabregas, Jorge	1989-91
Fahy, Thomas	1961
Fanaro, Carl	1963
Farrell, Jon	1990
Farmer, Tom	1998-01
Fauci, Steve	1985
Federman, Daniel	2018-20
Feeney, Patrick	2005
Feldman, Richard	1976-77
Feldman, Robert	1976-77
Ferguson, Dave	1980
Ferguson, John	1947
Fernandez, Alex	1989
Fernandez, Alexander	2012-13
Ferrara, Tony	1949-51
Fieger, Brad	2011-2014
Fieler, Ralph	1949
Figueroa, Danny	2002-05
Figueroa, Paco	2002-05
Finnieston, Adam	1995
Fiore, Mike	1985-88
Fischer, Ed	1974
Fitch, Bob	1963
Fitzgerald, Mike	1964-65
Fleizach, Frank	1998
Flick, Vaughn	1973-75

HISTORY



# ALL-TIME BASEBALL LETTERMEN

Gonzalez, Romy	2016-18	Hinkle, Claude	1972	Katin, Brendan	2004-05
Goodwin, Jim	1967	Hinde, Mike	1989	Kaufman, Teddy	2007
Graham, Norman	1959-61	Hines, Wayne	1962-65	Kavanaugh, Dan	1960-62
Grahe, Joe	1987-89	Hirsch, Chris	1988-90	Kazan, Marty	1952-53
Grandal, Yasmani	2008-10	Hoelker, Chad	1992-95	Keller, Chuck	1979
Grandinette, Frank	2013	Hoff, Eddie	1995-96	Kelly, Charles	1947
Graves, Danny	1992-94	Hogan, Bill	1976	Kennedy, Garrett	2012-15
Green, Toby	1963-65	Hogden, *	1949	Keysor, Tyler,	2019-20
Green, Joel	1969-71	Holka, Doug	1969-72	Kichfski, Bob	1952-53
Grey, William	1962-65	Holliday, Tom	1974-75	Kirkpatrick, Norm	1981
Griffen, Pat	1983	Honiotes, Andy	2015	Kish, Dave	1961-63
Grimmett, Ryan	1994-97	Hoof, Joey	2002-04	Kissell, Larry	1947-48
Grundy, Jerad	2010	Horgen, David	1957-59	Kissner, Albie	1976
Guerra, Randy	1976-79	Housey, John	2007-09	Knight, Terry	1966
Guerra, Rene	2008-09	Howard, Chris	1986	Knighten, Willie	1984
Guerra, Ryan	2016-17	Howard, Kevin	2000-02	Knott, Dave	1974-77
Gullette, Leigh	1976-80	Howell, Greg	1997-00	Knowles, Greg	1988-91
Gutierrez, Carlos	2005-08	Huguet, George	2001-04	Knowles, Dale	1984
Gutierrez, David	2007-10	Huff, Aubrey	1997-98	Knudsen, Kurt	1988
Gutierrez, Laz	1996-98	Hughes, Bobby	1959-61	Koronis, Alex	2007-08
Guttman, Maury	1958	Hundhammer, Paul	1979-80	Kosek, Rick	1984-85

## H

Hacker, T.J.	2003
Hagerty, Jason	2007-09
Hambleton, Denny	1947-50
Hammond, Cooper	2014-18
Hammonds, Paul	1975-76
Hand, Frank	1948-50, 52
Hansen, Russ	1977
Hansen, Thomas	1962
Harris, Elmer	1962-64
Harrison, Ed	1956-58
Hart, Chris	1984-85
Hattis, Bill	1974-75
Hearn, H.C.	1956-57
Heaton, Neal	1979-81
Heaton, Scott	1982
Heffer, Larry	1961-62
Heiser, Rick	1986
Helmer, Robert	2004
Helmstetter, Chuck	1968-70
Henderson, Kenny	1992-95
Herman, Dave	1971-72
Hernandez, Alex	2013-2014
Hernandez, Bob	1987-88
Hernandez, Chris	2008-10
Hernandez, Ernie	1976
Hernandez, Henry	1987-89
Hernandez, Luis	1991-94
Herrera, Jace	2013
Herrmann, Chris	2009
Heyman, Grant	2013
Heyward, Jacob	2014-16
Hill, Bobby	1997-99

## I

Incardona, Joe	1972
Iskenderian, George	2015

## J

Jackson, Ryan	2007-09
Jacobsen, Chris	1993
Jacobson, Russ	1997-99
Jacomino, Mandy	1997
Jakubowski, Stan	1973-76
James, Calvin	1981-85
James, Harvey	1946
Jay, Jon	2004-06
Jenkins, Tony	2018-20
Jezeck, Laddie	1967-69
Jimerson, Charlton	1998-01
Johnson, Charles	1990-92
Johnston, J.B.	1953
Jones, Rick	1965-67
Jones, Ross	1979-80
Jordan, Bert	1981
Joseph, Pete	1988

## K

Kahn, *	1967
Kahn, Gary	1971
Kairis, Ed	1946-48
Kamalsky, Matt	1998-99
Kampf, Fred	1967-68
Karp, Ryan	1991
Kasprzak, Mike	1981-82

Katin, Brendan	2004-05
Kaufman, Teddy	2007
Kavanaugh, Dan	1960-62
Kazan, Marty	1952-53
Keller, Chuck	1979
Kelly, Charles	1947
Kennedy, Garrett	2012-15
Keysor, Tyler,	2019-20
Kichfski, Bob	1952-53
Kirkpatrick, Norm	1981
Kish, Dave	1961-63
Kissell, Larry	1947-48
Kissner, Albie	1976
Knight, Terry	1966
Knighten, Willie	1984
Knott, Dave	1974-77
Knowles, Greg	1988-91
Knowles, Dale	1984
Knudsen, Kurt	1988
Koronis, Alex	2007-08
Kosek, Rick	1984-85
Kossak, Vince	2012-13
Kostopholis, Andy	1954
Kotzen, Frank	1960-62
Kouchalokos, Pete	1946-47
Kowalski, Ed	1953
Krenchicki, Wayne	1973-75
Kreuter, Cade	2012-13
Kruijs, Eddie	1982-84
Krull, Joe	1946
Kutner, Mike	1978-81

## L

Lala, Jordan	2019-20
Landis, David	1959
Lane, Andrew	2003-06
Lane, Kam	2018
Lane, Phil	1982-84
Lange, Clarke	1984
Larkin, Mike	1969-72
Larsen, Al	1956
Larson, Forrest	1972
Lauck, Josh	2020
Lawroski, John	2013-14
Lawson, Scott	2009-10
Leake, Jon	1984-85
Leary, Jack	1951
Lee, Chris	1986-87
Leehive, Dennis	1966
Lehman, Thom	1967-69
LePore, Babe	1948-50
Lepore, Jesse	2015-17
Lerner, Steve	1975, 77
Leve, Chuck	1968-70
Levin, Andrew	1961



# ALL-TIME BASEBALL LETTERMEN

Levy, Harold	2008	McElaney, *	1947	Nettles, Marcus	1999-01
Lewis, John	1959-60	McGoldrick, Joe	1973	Neu, Michael	1999
Lindquist, Chet	1954-55	McFarlane, Alex	2020	Newman, Brad	2003
Lison, Gus	1941, 49	McKendry, Evan	2017-19	Newman, Roger	1956-58
Litz, Norman	1951	McLean, Jon	2005-06	Nichols, Jack	1954
Llanes, Juan	1991-92	McMahon, Chris	2018-20	Nicholson, Rick	1975-76
LoMedico, Phil	1974-75	Meagher, Joe	1949-52	Nobles, Charlie	1965
Long, Gavin	1976-77	Mediavilla, Michael	2015-18	Noce, John	1985-86
Lopez, Brandon	2013-16	Mederos, Jarred	2012	Norbert, Ted	1957
Lopez, Ricky	1991	Meizoso, Gus	1983-86	Norcross, Robert	1966
Lopez-Cao, Andrew	1997-98	Melendres, Nathan	2009-11	Noriega, Rey	1988-89
Lopez-Cao, Mike	1994-97	Mell, Vic	1946	Novak, Andy	1947-50
Lorenzo, Al	1983	Menendez, Gus	2006-07	Nugent, Nick	1955-56
Losch, Jack	1953-55	Mestre, Marc	1994-96	Nykoluk, Kevin	1996
Lovecchio, Joe	2010	Metcalfe, Mike	1993-94		
Lovelady, Greg	1998-01	Meyer, Devin	2016		
Lucas, Scott	1990-91	Michaels, Jason	1997-98		
Ludwig, Edward	1962	Michelangeli, Edgar	2014-17		
Lusby, Steve	1982-83	Miguelez, Manny	2005-07		
Lynch, Chris	1975-76	Miller, George	1975		
		Miller, Rich	1966-67, 69		
		Miller, Travis	2009-11		
		Milliken, Kenneth	1962		
		Minium, Matt	1980		
		Minter, Alan	1961-62		
		Miranda, Alex	1991-94		
		Miranda, Daniel	2009-11		
		Mitchell, Nelson	1964-65		
		Mixon, Mark	2019		
		Monashkin, Al	1949-50		
		Monte, Neale	1968-70		
		Montoni, Rick	1976-77		
		Moore, Chet	2019-20		
		Moore, Tris	1995-96		
		Mora, Frank	1990-92		
		Moretti, Gene	1951-53		
		Morgan, Eric	1994		
		Morris, J.R.	1993		
		Morrison, Jeff	1978-81		
		Morrison, Robbie	1996-98		
		Muelhausen, Jim	1969-72		
		Munoz, Oscar	1988-90		
		Munroe, Alex	2020		
		Munson, Robb	1984		
		Murnak, Richard	1961-62		
		Murphy, Larry	1953-55, 57		
		Musa, Isaiah	2016		

## M

Mack, Chantz	2010-13
Mack, Preston	1991
Maduro, Jorge	1967-69
Magno, Chris	1985-86
Maine, Scott	2005-07
Majer, Steffen	1984-88
Maler, Jim	1977
Malizia, Mark	1985
Malpas, Bill	1975-76
Mandel, Darren	1983-84
Mandis, Angelo	1957-58
Mannix, Kevin	2000-02
Mantilla, Bailey	2019
Maone, Jim	1975
Marchegiano, Pete	1961
Marcinczyk, T.R.	1995-96
Margiotta, Joe	1969-72
Marino, Nick	1949
Marnhout, Jack	1953-55
Marsicano, Al	1971-73
Martaniuk, Henry	1954
Martin, Jim	1952-53
Martinelli, Ron	1989
Martinez, Harold	2009-11
Martinez, Javier	1974
Martinez, Willie	1984-85
Matienzo, Danny	2000-02
Mastrolonardo, David	1996
Matthews, Jack	1954-57
Maude, Mike	1980-81
Maury Jr., Albert	2017, 19-20
Maza, Ralph	1969-72
McClain, Bill	1960

## N

Nalepa, Anthony	2007-08
Napp, Larry	1967-68
Nazario, Iden	2008-10
Ndeljkovic, Eric	2012-13
Nebel, Norm	1959
Nelson, Joe	1984-87

## O

O'Boyle, Leo	1951-54
O'Brien, George	1974
O'Brien, Peter	2012
O'Brien, Richard	2006-07
O'Brien, Bob	1985-86
O'Malley, Marty	1975
Olen, Randy	1969-72
Orta, Ricky	2004-06
Otero, Ryan	2013-15
Owens, Walter	1994
Ozias, Todd	1997-98

## P

Pacheco, Albert	1986-88
Pagley, Vince	1952-54
Pagliarulo, Charlie	1981
Pagliarulo, Mike	1979-81
Paige, Tyler	2018-20
Palm, Stanley	1987-88
Palmeiro, Orlando	1990
Palmer, Tyler	2012-14
Palmquist, Carson	2020
Palo, Angelo	1949
Panther, Mark	1963
Paradise, Scott	1976-77
Parker, Billy	1956
Parsons, Scott	1981
Pascual, Camilo	1982-83
Patenaude, Alain	1984-85
Patrylo, Rick	1971-73
Patrylo, Dave	1968-71
Patterson, Pat	1979
Pazo, Rich	1978-79
Pearce, Chris	1991
Pelaez, Chris	2010-11
Pender, William	1956
Perez-Allende, Pablo	1986-87
Perez, Alex	2003

HISTORY

# ALL-TIME BASEBALL LETTERMEN

Perez, Chris	2004-06	Reisman, Jerry	1963-65	San Juan, Alex	2012-13
Perez, Michael	2017-18	Reyes, Danny	2018	San Pedro, Erick	2002-04
Perez, Stephen	2010-12	Reyes, George	1980	Sanchez, Alex	2017
Pergamo, Pete	1957-59	Reyes, Eddy	1997	Sanchez, Gaby	2003-04
Perrin, Mike	1998	Richardl, Rick	1985-86	Sanders, Al	1951
Perry, Ryan	2008-10	Ricks, Adam	2003-04	Sanders, Ken	1954-55
Peters, Chuck	1947-50	Riese, Steve	1979	Sanicola, Mike	1983
Petralli, Chris	2006-07	Ring, Charlie	1948-49	Santana, Jason	2006-10
Petretta, Bob	1996-97	Rios, Danny	1991, 93	Santangelo, F.P.	1989
Petz, Al	1955-57	Rivera, Gabe	2018-20	Santiago, Kevin	2005
Phillips, Dan	1984	Rivera, Laz	2014	Santos, Alex	1997-99
Phillips, Bill	1985	Rivero, Daniel	2017-18	Santos, Julian	2011-12
Piccuito, Louis	1961	Rivero, Eddie	1995-96	Santovenia, Nelson	1982
Pimentel, Keven	2016-17	Rita, Dick	1948-49	Sargent, Adam	2011-14
Pittman, Larry	1964-65	Roberson, Troy	1999-02	Sarmiento, Chris	1985-86
Piveronas, Frank	1953-56	Robins, Bert	1956-57	Sarno, Gary	1971-75
Poitier, Gully	1973-74	Robbins, Wes	1977-78	Sayles, Daniel	2014-15
Pollack, Rich	1972-73	Robinson, Donald	1989-92	Scamecchia, Sam	1955
Pollak, Austin	2019-20	Robinson, Sam	2009-11	Schelmay, Ted	1972-75
Polofsky, Alan	1973	Robinson, Zach	2010-11	Schleuss, Will	1993
Pompos, Greg	1982	Robitaille, Danny	2005	Schmitt, Chuck	1951-53
Pontiff, Wally	1973	Robles, Jorge	1987-88	Schoen, Howie	1951-53
Popivic, Dave	1970	Rodriguez, Alfredo	1978-79	Schultz, Richard	1955
Powers, Thomas	2009-11	Rodriguez, Javy	1999-02	Scott, Ron	1974-75
Prado, Jose	1991-93	Rodriguez, Eddy	2004-06	Seale, Jeff	1992
Pratt, Haas	2001-02	Rodriguez, Mike	1999-01	Sealotti, Jack	1951
Prendes, Alex	1998-01	Rodriguez, Rony	2010-12	Seoane, Mitch	1981-83
Presutti, Bill	1965	Romano, Bob	1954	Seever, Brian	1998-99
Prunty, T.J.	2001-02	Rose, John	1948, 50	Severino, Adan	2008
Pucci, Richard	1966-67	Ross, Gary	1979-80	Shannon, Tom	2003
Pujals, Denis	1992-94,96	Roth, Bob	1973-76	Shapiro, Howie	1976-79
Purdy, Shawn	1990-91	Roque, Darryl	1998-99	Sharts, Scott	1989
Puskar, Pete	1966, 68-69	Rosier, Malik	2015	Sheary, Kevin	1983-87
Putt, Jack	1956	Rouviere, Whitey	1954	Sheffield, Chris	1999-01
Pyle, Larry	1967-69	Rowland, Don	1982-85	Sheridan, Bob	1965
		Rowland, Shane	2011	Sherman, Ed	1946-48
		Rubin, Marvin	1951	Shields, Doug	1981-84
		Rudman, Michael	2007-09, 11	Shoedinger, Ed	1947-49
		Ruiz, Augie	1976-78	Siegler, John	1963-65
		Ruiz, Fernando	1991-94	Siepe, Kim	1972-75
		Ruiz, Alex	2019-20	Silvas, Brian	1981
		Ruiz, Johnny	2014-17	Silverberg, Jerry	1972
		Rupp, Chad	1992-93	Skalaski, Charles	1946
		Russo, Frank	1983-84	Skorge, Ed	1949-50
		Ryan, Kevin	1985-86	Slavicka, Frank	1950
				Smith, Dan	2000-01
				Smith, Danny	1980-83
				Smith, Everette	1952
				Smith, Frank	1951-52
				Smith, Johnathen	1991-92
				Smith, Justin	2015
				Smith, Kevin	1982-83
				Smith, Tom	1977
				Sneir, Ryan	2003
				Sobolewski, Mark	2007-08
				Solis, Julio	1984-85
				Sonenberg, Dave	1966-67

## Q

Quinlan, John	1947
Quiñones, Isaac	2018-20

## R

Raben, Dennis	2006-08
Radziewski, Bryan	2011-14
Raedle, Joe	1984-86
Raether, Rick	1984-86
Rainey, Kerry	1970-71
Rajisch, Rob	1978-79
Ramjit, Vickash	2009
Rams, Hugo	1974-77
Ratcliff, Frankie	2010
Raymond, Ralph	1947-50
Reeh, Daryl	1972
Reichie, Rich	1974
Reif, Derek	1996

## S

Sacco, Tom	1982-84
Safchik, Brad	2001-02
Saggese, Rick	1996-98
Salas, Javi	2011-14
Salcines, A.J.	2011-14
Saline, Stu	1951
Sallata, Pete	1958-59
Samuels, Milton	1948

# ALL-TIME BASEBALL LETTERMEN

Sorce, Sam	1981-82	Urbanowicz, Hank	1967-68	Winkini, *	1955
Sorokowski, Wayne	1965-67			Wolkosky, Jamie	1991
Sosa, Enrique	2013-16			Wood, Bruce	1978
Souza, Rob	1982-84			Wood, Jim	1948
Sparber, Joe	2018			Woodrey, Thomas	2013-16
Sparkman, Darrell	1987-88			Word, Rob	1988
Spasoff, Darin	1996-99			Wrona, Bill	1981-83
Spinelli, Nick	1962			Wulf, Taylor	2009-10
Squilla, Joe	1978				
Steel, Ed	1970				
Stefkoich, Dan	1966-68				
Stenson, Vic	1958-60				
Stieve, Robert	1959				
Strong, Chad	2000				
Stuart, Jim	1952				
Studstill, Mason	2017				
Stureman, Dick	1967				
Suarez, Andrew	2012-15				
Swatscheno, D.J.	2009				
Swenson, Chuck	1954-55,57				
Swenson, Tim	1996				

## T

Tackett, Hunter	2017-18
Tackett, Sean	1995
Taro, Bob	1951-54
Tatol, Joe	1946
Taylor, Bob	1970-71
Taylor, Wade	1987
Tekotte, Blake	2006-08
Tessmer, Jay	1994-95
Thomas, Jared	2020
Thompson, Bruce	1992-95
Thompson, David	2013-2015
Thurber, Frank	1958-60
Tippett, Keith	1992-93
Tomas, Roger	2004-07
Torres, Jim	1955
Toral, Alex	2018-20
Torti, Mike	1994-95
Tosar, Mike	1988-91
Tosca, Carlos	1996
Toth, John	1951
Touchet, Dan	2001-05
Tresgallo, Esteban	2012-13
Trujillo, Jose	1986-89
Trujillo, Manny	1973-74
Tucker, Steve	1988-89
Tuero, Luis	2019-20
Tyner, Matt	1977-80

## U

Understahl, Don	1962-63
Unger, Ken	1964-65

## V

Vacarro, Jim	1946
Valencia, Danny	2005-06
Valdes-Fauli, Shawn	2002-04
Valdez, Mykathony	2020
Valentine, Don	1965-66
Van Belle, Brian	2019-20
Vanlear, Ralph	1949
Vari, Ron	1959
Vazquez, Ben	2007-08
Vazquez, Vince	1999-02
Vaughn, Greg	1986
Vega, Joe	1972-75
Velazquez, Javier	1982-83
Veliz, Greg	2017-19
Vespe, Will	1986-89
Vincendese, Frank	1953-55
Viera, John	1986-89
Vila, Tony	1977-78
Vilar, Anthony	2019-20
Villasuso, David	2009-11
Vinci, William	1963-64
Volpe, Al	1969-72

## W

Walezak, Mike	1969, 71
Walker, Bob	1982-83
Walker, Brian	1999-01
Walker, Larry	1989
Walker, Mark	1997-00
Ward, Bobby	1962-64
Warren, Pat	1964-65
Wayne, Tommy	1968
Weaver, Bobby	1961
Weeks, Jemile	2006-08
Wiebel, Scott	2011-12
Weibl, Clint	1996
Weislow, Jonathan	2007-09
Weiss, Dave	1952-55
Weiss, Ed	1954-57
West, Jim	1989-90
Westfall, Allan	1994-96
Whalen, Jim	1948
Whaley, Eric	2010-13
Wheeler, Kevin	1991-93
Williams, Bob	1982
Williams, Danny	1964
Williams, David	1963
Williams, Mickey	1981-82
Wilson, Larry	1960-62
Wilson, Willie	1954-55
Wilson, *	1963

## Y

Yanowitz, Stan	1964-66
Yaroshuk, Ernie	1961-63
Yingling, Bob	1967
Young, Ed	1968-71
Youst, Kevin	2009-10

## Z

Zamora, Freddy	2018-19
Zatorksi, Ed	1946
Zimmerman, Arnie	1958-60
Zunica, Bradley	2014

\* First name not available

# ATTENDANCE HISTORY

## HOME ATTENDANCE

YEAR	G	W-L	TOTAL	AVG
1973	40	32-8	33,906	848
1974	39	35-4	37,239	955
1975	42	36-6	41,181	981
1976	36	30-6	47,412	1,317
1977	45	36-9	51,258	1,139
1978	39	34-5	55,687	1,428
1979	50	46-4	81,028	1,621
1980	49	42-7	92,353	1,885
1981	51	48-3	163,261	3,201
1982	49	39-9	157,653	3,217
1983	57+	47-9	139,843	2,453
1984	53+	36-15	118,937	2,244
1985	57	48-9	136,249	2,390
1986	42	36-6	123,425	2,937
1987	39	25-13	80,862	2,073
1988	53+	36-15	133,153	2,512
1989	45+	36-8	127,616	2,836
1990	46*	39-8	143,052	3,110
1991	44*	38-7	119,342	2,712
1992	50	44-6	161,495	3,230
1993	42	33-9	63,075	1,502
1994	43	37-6	82,637	1,922
1995	43	35-9	95,570	2,172
1996	42	38-4	71,991	1,714
1997	41*	36-6	80,720	1,969
1998	45	39-6	103,310	2,291
1999	41	32-8	106,685	2,602
2000	41	32-8	81,442	1,986
2001	46	35-11	123,680	2,688
2002	41	24-17	78,926	1,925
2003	41*	32-8	99,605	2,554
2004	49*	42-7	112,680	2,302
2005	36	29-7	81,742	2,271
2006	34*	22-13	61,909	1,821
2007	36	25-11	72,620	2,017
2008	36	25-11	104,930	2,914
2009	33	23-11	71,162	2,170
2010	37	28-9	115,604	3,124
2011	34	23-11	98,430	2,895
2012	37	25-12	92,967	2,512
2013	37	27-10	97,515	2,635
2014	38	26-12	101,296	2,738
2015	41	36-5	109,256	2,665
2016	40	34-6	118,177	2,954
2017	33	20-13	86,632	2,707
2018	33	19-14	82,681	2,583
2019	34	25-9	83,241	2,448
2020	14	11-3	38,015	2,715

\* - Doubleheader

+ - Exhibitions not counted in win/loss record

## COMBINED ATTENDANCE

YEAR	TOTAL	HOME	AWAY
1981	226,966	163,261	63,705
1982	251,405	157,653	93,732
1983	169,011	139,843	29,168
1984	161,619	118,937	42,682
1985	238,043	136,249	101,794
1986	247,792	123,425	124,304
1987	149,755	80,162	68,893
1988	198,069	133,153	64,916
1989	223,049	127,616	95,433
1990	191,749	143,052	48,697
1991	210,037	119,342	90,692
1992	247,388	161,495	85,893
1993	109,276	36,075	46,201
1994	162,696	82,637	80,059
1995	197,843	95,570	102,273
1996	200,560	71,991	128,569
1997	209,577	80,720	128,857
1998	210,642	103,130	107,512
1999	237,130	106,685	130,445
2000	134,088	81,442	52,646
2001	244,753	123,680	121,073
2002	145,223	78,926	66,297
2003	208,139	99,605	116,862
2004	220,642	112,837	107,805
2005	154,072	81,742	72,330
2006	216,261	61,909	154,352
2007	152,576	72,620	79,956
2008	231,956	104,930	127,026
2009	134,664	71,612	63,052
2010	194,038	115,604	78,434
2011	163,487	98,430	65,057
2012	153,857	92,967	60,890
2013	148,793	97,515	51,278
2014	159,027	101,296	57,731
2015	233,682	109,256	124,426
2016	206,838	118,177	88,661
2017	146,790	86,632	60,158
2018	131,636	82,681	48,955
2019	163,100	83,241	79,859
2020	41,635	38,015	3,620

## TOP HOME CROWDS

CROWD	OPP. (SCORE)	DATE
1) 8,277	Texas (W, 5-3)	Sat, 2/9/86
2) 7,347	FSU (L, 4-6)	Sat, 4/19/03
3) 7,268	#FSU (W, 14-6)	Sat, 5/23/81
4) 6,688	#Florida (W, 8-6)	Sun, 5/24/81
5) 6,638	FSU (W, 10-8)	Sat, 5/6/89
6) 6,566	FSU (L, 6-14)	Sat, 5/3/86
7) 6,537	Florida (W, 6-5)	Sat, 3/7/92
8) 6,524	FSU (L, 2-9)	Sat, 5/8/82
9) 6,482	FSU (W, 7-3)	Fri, 5/4/90
10) 6,452	Arizona St. (L, 3-4)	Sat, 2/4/83

# - NCAA Tournament game

## TOP THREE-GAME SERIES

CROWD	OPPONENT	DATES
1) 19,062	Florida St.	4/18/08-4/20/08
2) 19,049	Florida St.	5/4/90-5/6/90
3) 16,802	Florida St.	5/2/86-5/4/86
4) 16,597	Florida St.	3/3/81-3/6/81
5) 16,244	Florida St.	5/3/91-5/4/91
6) 16,494	Arizona St.	2/4/83-2/6/83
7) 15,858	Florida St.	4/23/10-4/25/10
8) 15,199	Florida St.	4/24/92-4/26/92
9) 15,090	Florida St.	5/5/89-5/7/89
10) 14,441	Florida St.	5/6/88-5/8/88

## TOP CROWDS BY DAY

DAY	CRD	OPP.	DATE
Monday	6,161	Orioles	4/6/81
Tuesday	6,025	#Florida	5/28/85
Wednes.	5,775	Florida	3/22/89
Thursday	5,481	#Minnesota	5/21/81
Friday	6,482	Florida State	5/4/90
Saturday	8,277	Texas	2/9/86
Sunday	6,737	#Florida	5/24/81

# - NCAA Tournament game

## TOP CWS CROWDS

CROWD	OPP. (SCORE)	DATE
1) 26,530	LSU (W, 9-5)	6/19/04
2) 26,337	Florida (L, 3-15)	6/13/15
3) 26,327	Texas (L, 2-13)	6/14/03
4) 26,241	Ore. St. (L, 1-8)	6/20/06
5) 25,715	Arizona (L, 1-5)	6/18/16
6) 25,417	Ore. St. (W, 12-1)	6/17/06
7) 25,240	S. Car. (L, 11-5)	6/22/04
8) 24,859	Bama (W, 8-1)	6/13/99
9) 24,857	Fullerton (L, 3-6)	6/21/04
10) 24,740	Ariz. St. (L, 2-9)	5/31/98

# UNIVERSITY OF MIAMI SPORTS HALL OF FAME

- Randy Ableman (diving coach)  
Hal Allen (football coach)  
Will Allen (basketball)  
Patrina Allen (track & field)  
**Yonder Alonso (baseball)**  
Ottis Anderson (football)  
Jodi Appelbaum Steinbauer (tennis)  
Ray Arky (football)  
Jessie Armstead (football)  
**J.D. Arteaga (baseball)**  
Woody Austin (golf)  
Dr. Bowman F. Ashe (UM president)  
Rod Ashman (football, basketball)  
Wilbert Bach (sports information)  
Pete Banaszak (football)  
Mike Barnes (football)  
Micheal Barrow (football)  
Rick Barry (basketball)  
Wayne Beckner (basketball)  
Tom Beier (football)  
Ray Bellamy (football)  
Bill Bennett (track)  
Lloyd Bennett (track and swimming coach)  
Albert Bentley (football)  
Sharon Berg (swimming)  
**Stanley "Skip" Bertman (baseball coach)**  
Al Besselink (men's golf)  
**Warren Bogle (baseball)**  
Don Bosseler (football)  
Bennie Blades (football)  
Oclavia Blue (women's basketball)  
Megan Bradley (women's tennis)  
**Ryan Braun (baseball)**  
Melvin Bratton (football)  
Melissa Briley-Mieras (diving)  
Jay Brophy (football)  
Chanivia Broussard (women's basketball)  
Eddie Brown (football)  
Eric Brown (basketball)  
Jerome Brown (football)  
Phillip Buchanan (football)  
Janet Buchanan-Kerr (swimming)  
Dr. Charles Burbacher (team doctor)  
**Pat Burrell (baseball)**  
Andrew Burrow (tennis)  
Jim Burt (football)  
Britney Butcher (women's soccer)  
Edward "Red" Cameron (football, boxing)  
**Whitey Campbell (football, basketball, baseball, and football and baseball coach)**  
Al Carapella (football)  
**Cesar Carrillo (baseball)**  
Rubin Carter (football)  
**Sy Chadroff (basketball, baseball)**  
Tabia Charles (women's track)  
Nick Chickillo (football)  
Rob Chudzinski (football, coach)  
Davian Clarke (track & field)  
Tony Cline (football)  
Audra Cohen (tennis)  
Julius Cohen (basketball)  
Larry Coker (football coach)  
Dan Connors (football)  
**Ed Contreras (baseball)**  
Horace Copeland (track)  
**Alex Cora (baseball)**  
Jim Cox (football)  
Pat Cramer (tennis)  
Tony Cristiani (football)  
Nathaniel Crosby (golf)  
Maurice Crum (football)  
Fran Curci (football, football coach)  
Don Curnutt (basketball)  
Dominique Darden (women's track)  
**Dan Davies (baseball)**  
Paul Dee (athletic director)  
Amy Deem (women's track coach)  
Bill Deering (track and field)  
Dr. Mickey Demos (boxing)  
Paul Desjardins (golf)  
Bill Diaz (swimming coach)  
Eddie Dibbs (tennis)  
Carl DiBernardo (boxing)  
Jim Dooley (football, track)  
Ken Dorsey (football)  
Lin Dunn (women's basketball coach)  
**Eddie Dunn (football, basketball, baseball, coach)**  
Gary Dunn (football)  
Ian Duvenhage (women's tennis coach)  
Eddie Edwards (football)  
Steve Edwards (basketball)  
Judy Eller (golf)  
Craig Erickson (football)  
Dennis Erickson (football)  
Lee Evans (reporter)  
**Jorge Fabregas (baseball)**  
Kevin Fagan (football)  
Jeff Feagles (football)  
**Alex Fernandez (baseball)**  
Jaime Filoll (tennis)  
**Mike Fiore (baseball)**  
Chuck Foreman (football)  
Dawn Frady (swimming)  
Bubba Franks (football)  
**Ron Fraser (baseball coach)**  
Abe Friedman (basketball)  
George Gallett (sports information)  
Luis Garcia (tennis)  
Greg Garlich (diving)  
Charlie George (football)  
**Harry Ghaul (football, baseball)**  
Bryan Gillooly (diving)  
Ron Godfrey (basketball coach)  
Tom Gompf (swimming coach)  
Joaquin Gonzalez (football)  
**Orlando Gonzalez (baseball)**  
Frank Gore (football)  
**Joe Grahe (baseball)**  
**Yasmani Grandal (baseball)**  
**Danny Graves (baseball)**  
**Dr. Joel Green (baseball)**  
Lise Gregory (tennis)  
Matt Gribble (swimming)  
**Randy Guerra (baseball)**  
Andy Gustafson (football coach, ath. director)  
Jack Hackett (football)  
Bruce Hale (basketball coach)  
Leonard Hamilton (basketball)  
Penny Hammel (women's golf)  
John Hammil (tennis)  
Jack Harding (football coach, ath. director)  
Robin Harmony (women's basketball)  
Dennis Harrah (football)  
Doris Hart (tennis)  
Al Harum (tennis)  
Janet Hass (women's tennis)  
Bill Hawkins (football)  
**Neal Heaton (baseball)**  
Johnny Hemsley (basketball)  
Ted Hendricks (football)  
Jeannie Hebert-Truax (women's basketball)  
Devin Hester (football)  
Dr. Bill Heuson (golf coach)  
Dick Hickox (basketball)  
Alonzo Highsmith (football)  
**Bobby Hill (baseball)**  
Randal Hill (football)  
Charlie Hodgson (swimming coach)  
Kym Hope (women's basketball)  
Carlos Huerta (football)  
**Aubrey Huff (baseball)**  
Isabella Hutchinson (women's athletics)  
Michael Irvin (football)  
James Jackson (football)  
**Stan Jakubowski (baseball)**  
Edgerrin James (football)  
**Calvin James (baseball)**  
Don James (football)  
Harvey James (football)  
Tamara James (women's basketball)  
Tim James (basketball)  
Sam Jankovich (ath. director)  
**Jon Jay (baseball)**  
Jenny Keim Johansen (diving)  
Andre Johnson (football)  
**Charles Johnson (baseball)**  
Jack Johnson (football)  
Jimmy Johnson (football coach)  
James Jones (basketball)  
K.C. Jones (football)  
Daphne Jongejans-Bousquet (diving)  
Art Kehoe (football, football coach)  
Jim Kelly (football)  
Cortez Kennedy (football)  
Tracy Kerdyk (golf)  
Walter Kichefski (football, coach)  
Bill Kimbrough (football)  
Tom Kearns (football, basketball, boxing)  
Chuck Klein (football)  
Bernie Kosar (football)  
Dr. Jenny Krawec (women's rowing)  
**Wayne Krenchicki (baseball)**  
Ferne Labati (women's basketball)  
**Phil Lane (baseball)**  
Don Latimer (football)  
Lenny Layland (diving)



# UNIVERSITY OF MIAMI SPORTS HALL OF FAME

Ann Laughlin (golf)  
**Thom Lehman (baseball)**  
 Denny Leonard (football, boxing)  
 Dale Lewis (tennis coach)  
 Ray Lewis (football)  
 Steve Lichtner (swimming)  
 Ron Lippett (football)  
**Jack Losch (football, baseball, track)**  
 Greg Louganis (diving)  
 William "Bunny" Lovett (boxing, coach)  
 William C. Luffer (tennis coach)  
 Melinda Lyverse (swimming)  
**Jorge Maduro (baseball)**  
 Dr. Harry Mallios (football, athletic director)  
 Gordon Malloy (football)  
 Rodney Mandelstam (tennis, soccer)  
 Chris Mantilla (diving)  
 Fred Marion (football)  
 Greg Mark (football)  
 Don Mariutto (football)  
 Leo Martin (football)  
 Russell Maryland (football)  
 Pete Mastellone (football)  
 Bob Masterson (football, boxing)  
 Mike McCoy (basketball)  
 Yolanda McCray (track and field)  
 Frank McDonald (football)  
 Willis McGahee (football)  
 Stephen McGuire (football)  
 Bryant McKinnie (football)  
 Ryan McNeil (football)  
 Rusty Medearis (football)  
 Katie Meier (basketball coach)  
 Rich Mercier (football)  
**Jason Michaels (baseball)**  
 Bill Miller (football)  
 Danny Miller (football)  
 Tina Miller Lloyd (women's golf)  
 George Mira Sr. (football)  
 George Mira Jr. (football)  
 Dan Morgan (football)  
 Hart Morris (football, basketball coach)  
 Ed Morris (basketball)  
**Jim Morris (baseball coach)**  
**Jeff Morrison (baseball)**  
**Robbie Morrison (baseball)**  
 Cathy Morse (golf)  
 Jerry Moss (tennis)  
 Santana Moss (football)  
 Winston Moss (football)  
 Gardnar Mulloy (tennis, and coach)  
 Wyllesheia Myrick (track)  
 Jack Nelson (swimming, and coach)  
 Connie Nickel (administration)  
 Scott Nicolas (football)  
 John Noppenberg (football)  
 Jim Otto (football)  
 Burgess Owens (football)  
**Mike Pagliarulo (baseball)**  
 Dean Panaro (men's swimming and diving)  
 Norm Parsons (administration, coaching)  
 Kevin Patrick (football)

Vicki Plowden (women's basketball)  
 Constantin Popa (men's basketball)  
 Clinton Portis (football)  
 Tom Pratt (football)  
**Larry Pyle (baseball)**  
**Rick Raether (baseball)**  
 Rio Ramirez (diving)  
 Joaquim Rasgado (tennis)  
 Ed Reed (football)  
 Billy Regan (boxing coach)  
 Ronni Reis-Bernstein (tennis)  
 Ros Riach (women's tennis)  
 Maria Rivera (women's basketball)  
 Patti Rizzo (golf)  
**Javy Rodriguez (baseball)**  
 Antrel Rolle (football)  
 Brett Romberg (football)  
**Al "Flip" Rosen (football, baseball)**  
 Gaither Rosser (swimming)  
 Tyce Routsom (diving)  
**Dr. Francis "Whitey" Rouviere (football, baseball)**  
 Ed Rubinoff (tennis)  
 Gillian Russell (track)  
 Art Saey (Boxing, football)  
 John Salmons (men's basketball)  
**Alex Santos (baseball)**  
 Warren Sapp (football)  
 Frances Savage (women's basketball)  
 Sam Scarnecchia (football)  
 Howard Schnellenberger (football coach)  
 Sid Schwartz (men's tennis)  
 Leon Searcy (football)  
 Harold Sears (football)  
 Pancho Segura (tennis)  
**Kevin Sheary (baseball)**  
**Doug Shields (baseball)**  
 Jeremy Shockey (football)  
 Archie Slaton (boxing)  
**Danny Smith (baseball)**  
 Darrin Smith (football)  
 Don Smith (football)  
 Frank Smith (football)  
**Sam Sorce (baseball)**  
 Don Soldinger (coach)  
 Roberta A. Speer (golf)  
 Gene Stage (basketball)  
 Brittny Steinbruch (soccer)  
 Daniel Stubbs (football)  
 Mike Sullivan (football)  
 Tom Sullivan (football)  
 Bob Tatarek (football)  
 Sean Taylor (football)  
**Jay Tessmer (baseball)**  
 Vinny Testaverde (football)  
 Lamar Thomas (football)  
 Ron Thorne (track)  
 Valeria Tipiana (volleyball)  
 John "Red" Tobin (football, basketball)  
 Gino Torretta (football)  
 Armand "Stitch" Vari (football and coach)  
 Jesse Vassallo (swimming)  
 Laura Vallverdu (women's tennis)  
 Jon Vilma (football)

Rachel Viollet (tennis)  
 Steve Walsh (football)  
 Mike Ward (track & field coach)  
 Marshall Wayne (diving)  
 Reggie Wayne (football)  
 Ed Weisacosky (football)  
 Earl Welbaum (track and field)  
 Dave Wike (coach, trainer)  
 Vince Wilfork (football)  
 David Wilkie (swimming)  
 Darryl Williams (football)  
 Kevin Williams (football)  
 Lauryn Williams (track and field)  
 Wendy Williams (women's diving)  
**Larry Wilson (football, baseball)**  
 Kellen Winslow (football)  
 Mike Wittman (men's basketball)  
 Nick Wolcuff (football, boxing, wrestling)  
**William Wrona (baseball)**  
 Jodi Yambor (swimming)  
**Ernie Yaroshuk (baseball)**



# TEAM RECORDS



## BATTING - SEASON

### AT BATS

1.	2,698	1983
2.	2,656	1985
3.	2,432	1984
4.	2,517	1982
5.	2,362	1997
6.	2,356	2015
7.	2,325	1980
8.	2,320	1981
9.	2,253	2006
10.	2,239	1988

### RUNS

1.	643	1985
2.	637	1998
3.	632	1982
4.	615	1983
5.	607	2000
6.	605	1974
7.	600	1997
8.	595	1984
9.	567	1996
10.	564	1980

### HITS

1.	794	1985
2.	790	1983
3.	770	1984
4.	769	1997
5.	766	1996
6.	742	1982
7.	727	1998
T-8.	724	1999
T-8.	724	2015
10.	712	2004

### BATTING AVERAGE

1.	.343	1996
2.	.335	1998
3.	.333	1999
4.	.330	2004
5.	.326	1997
6.	.323	2000
7.	.321	2005
8.	.320	2008
9.	.315	2003
10.	.314	2002

### DOUBLES

1.	171	1985
2.	168	1997
3.	156	1983
4.	152	1996
5.	147	1984
6.	145	1992
7.	140	1988
8.	136	2004
9.	135	2008
	135	1981

### TRIPLES

1.	40	1990
2.	35	1980
3.	34	1985
4.	33	1981
	33	1993
6.	29	1988
7.	28	1973
	28	1982
9.	27	1983
10.	26	1975
	26	1992

### HOME RUNS

1.	139	1998
2.	106	2008
	106	2010
4.	104	1999
5.	96	1982
6.	92	1984
7.	91	1996
8.	88	1983
9.	85	1997
	85	2019

### TOTAL BASES

1.	1,302	1998
2.	1,259	1983
3.	1,238	1997
4.	1,237	1985
5.	1,229	1984
	1,229	1996
7.	1,212	1982
8.	1,202	2008
9.	1,187	1999
10.	1,133	2004

### RUNS BATTED IN

1.	588	1998
2.	560	1982
3.	553	1985
4.	548	1984
5.	541	1997
6.	529	1983
7.	522	1996
8.	517	2008
9.	493	1999
10.	491	2004

### SLUGGING PERCENTAGE

1.	.601	1998
2.	.550	1996
3.	.547	1999
4.	.541	2008
5.	.525	2004
6.	.524	1997
7.	.516	2010
8.	.511	2000
9.	.490	2003
10.	.487	2005

### WALKS

1.	529	1983
2.	505	1982
3.	493	1980
4.	451	1985
5.	432	1998
6.	417	1977
	417	1986
8.	416	1976
9.	414	1984
10.	409	1981

### STRIKEOUTS

1.	529	2018
2.	485	1998
3.	481	2010
4.	476	2016
5.	475	2019
6.	471	2017
7.	466	2000
8.	459	1999
	459	1992
10.	455	2015



# TEAM RECORDS

## STOLEN BASES

1.	231	1985
2.	228	2001
3.	216	1979
4.	201	1981
5.	200	1989
6.	195	1982
7.	186	1988
8.	176	1976
9.	175	1978
10.	173	1986

## TOTAL SACRIFICES

1.	107	2006
2.	104	1994
3.	99	2001
4.	93	1996
5.	90	1997
6.	88	2003
7.	86	2008
	86	1995
	86	2015
10.	83	2005

## HIT BY PITCH

1.	89	2015
2.	78	2016
3.	73	2004
4.	68	2006
5.	63	2003
6.	58	2007
	58	2017
8.	56	1999
	56	2010
10.	55	1994
	55	2008
	55	2018

## LEFT ON BASE

1.	614	2015
2.	590	1983
3.	575	1984
4.	564	1997
5.	551	1985
6.	530	1992
7.	527	2007
8.	525	2008
9.	524	2016
	524	1990

## PITCHING - SEASON

### INNINGS

1.	716.1	1983
2.	709.0	1985
3.	666.1	1984
4.	656.0	1982
5.	623.0	1980
6.	622.2	1981
7.	612.1	1997
8.	608.1	1988
9.	600.1	1989
10.	596.1	1995

### COMPLETE GAMES

1.	23	1974
	23	1980
3.	22	1984
4.	21	1966
	19	1989
6.	18	1968
	18	1975
	18	1981
9.	17	1973
	17	1979

### SHUTOUTS

1.	12	1980
2.	11	1989
3.	9	1979
4.	8	1991
	8	1998
6.	7	1967
	7	1969
	7	1971
	7	1972
	7	1973
	7	1975
	7	1977

### HITS ALLOWED

1.	693	1984
2.	662	1985
3.	656	1983
4.	620	1982
5.	616	2002
6.	588	1997
7.	584	2001
8.	570	2003
9.	565	1986
10.	562	2008

## RUNS ALLOWED

1.	404	1984
2.	391	2002
3.	354	1983
4.	349	2003
5.	345	1997
6.	338	1985
7.	330	2007
8.	327	2006
	327	1987
10.	326	1982
	326	1982

## EARNED RUNS ALLOWED

1.	327	2002
2.	324	1984
3.	295	1983
4.	293	1985
5.	283	2006
6.	278	2009
	278	2003
8.	277	1982
9.	267	1997
10.	266	2007

## EARNED RUN AVERAGE

1.	1.95	1974
2.	2.23	1963
3.	2.31	1973
4.	2.36	1975
5.	2.39	1968
	2.39	1978
7.	2.42	1969
8.	2.46	1979
9.	2.48	1967
10.	2.50	1980

## WALKS

1.	336	1983
2.	331	1985
3.	318	1984
4.	314	1982
5.	289	1986
6.	280	1987
7.	272	2003
8.	275	1993
9.	268	1980
10.	266	2004



# TEAM RECORDS

## STRIKEOUTS

1.	631	1999
2.	596	1989
3.	591	1998
4.	573	1997
	573	2019
6.	567	1981
	567	1985
8.	565	1984
9.	554	2008
	554	2010

## SAVES

1.	25	1994
2.	22	1983
3.	21	1985
	21	1986
	21	2011
6.	20	2016
	20	1995
	20	2001
9.	19	2004
	19	2009
	19	2012

## WILD PITCHES

1.	50	2008
	50	2001
3	48	2018
4.	46	1994
5.	45	2006
6.	44	2009
	44	2005
	44	1993
	44	2010
10.	43	2007

## HIT BATSMEN

1.	86	2006
2.	82	2011
3.	76	2002
	76	2001
5.	67	2005
	67	2007
7.	55	2000
	55	2004
9.	52	2009
10.	51	1999
	51	2019

## BALKS

1.	21	2003
2.	14	1988
3.	13	1997
4.	12	2004
5.	11	2008
6.	10	2007
7.	9	1987
	9	1996
9.	8	2000
	8	2001
	8	2005

## APPEARANCES IN RELIEF

1.	272	2018
2.	233	2001
3.	205	2002
4.	190	2010
5.	187	2019
6.	185	1998
7.	181	1996
8.	180	2012
9.	179	2005
10.	176	2006

## BATTING - GAME

### INNINGS

T-1.	17	Florida St., 4/7/2000
T-1.	17	Florida St., 4/24/2015
T-3.	16	Florida, 2/17/1995
T-3.	16	The Citadel, 5/18/1979
T-3.	16	UNC, 5/16/2014
T-3	16	Maine, 3/3/18

### AT BATS

1.	61	Florida St., 4/7/2000
2.	58	UNC, 5/16/2014
3.	57	C.W. Post, 3/5/2000
4.	56	Florida St., 4/24/2015
5.	54	St. Thomas, 4/17/1993

### RUNS SCORED

1.	33	C.W. Post, 3/5/2000
2.	28	UCF (G2), 5/12/1985
3.	27	Pace, 5/2/2003
	27	Florida Tech, 3/9/1978
	27	FL College, 5/17/1983
	27	Notre Dame, 2/21/1998
7.	26	USF, 4/14/1972
	26	Biscayne, 4/25/1973
	26	NYIT, 5/8/2015
10.	25	Boston U., 3/11/1990
	25	Seton Hall, 2/8/1992

25	Barry, 1/31/1996
25	Rutgers, 2/15/2015

### RUNS SCORED - INNING

1.	14	Mercer, 2/6/1988
2.	13	Indiana St., 3/11/1981
	13	FL College, 5/17/1983
	13	USF, 4/14/1972
5.	12	Biscayne, 4/25/1973
	12	Boston U., 3/11/1990
	12	Illinois, 3/6/1998
8.	11	Biscayne, 4/21/1971
	11	FIU, 2/23/1979
	11	Michigan St, 3/22/1985
	11	Boston U., 3/11/1990
	11	California, 2/3/1991
	11	Notre Dame, 2/21/1998

### RUNS SCORED - BOTH TEAMS

1.	38	Minnesota, 2/26/2002
2.	37	FL College, 5/17/1983
3.	36	Jacksonville, 4/2/1979
4.	34	Tennessee, 6/9/2001
5.	33	UCF, 5/12/1985
	33	C.W. Post, 3/5/2000
	33	Georgia Tech, 3/30/2003
	33	Clemson, 4/13/2018
	33	Bethune-Cookman, 5/6/2018
10.	31	Florida, 2/13/2000

### HITS

1.	32	C.W. Post, 3/5/2000
2.	28	UCF, 5/12/1985
	28	Seton Hall, 2/12/1982
	28	Stetson, 3/2/1993
5.	26	Virginia, 4/24/2004
6.	25	Wake Forest, 5/14/2009
	25	C.W. Post, 3/4/2000
8.	24	Pace, 5/2/2003
	24	Princeton, 5/24/1985
	24	USF, 2/22/1986

### HITS - INNING

1.	12	Harvard, 3/28/1997
2.	11	Cincinnati, 3/19/1969
	11	Biscayne, 4/21/1971
	11	FL College, 5/17/1983
	11	UCF, 5/12/1985

### CONSEC. BATTERS ON BASE

1.	13	Ill.-Chicago 3/24/1983
2.	12	FAU/Rice, 5/4-7/1993
3.	11	GWU, 3/15/1984
	11	Mercer, 2/6/1988
5.	10	FIU, 2/23/1979

HISTORY



# TEAM RECORDS

10 Mercer, 3/1/1983  
 10 USF, 2/22/1986

(Gargiulo, Saggese, DeCelle)  
 3 Richmond, 5/22/1997  
 (Michaels, Burrell, Huff)

10 Mercer, 2/14/1989  
 10 Jacksonville, 5/6/2001  
 10 Clemson, 6/2/2001

## DOUBLES

1. 10 Maine, 3/15/1996  
 2. 9 Will-Patterson, 3/21/1992  
 9 Princeton, 5/24/1985  
 4. 8 Ohio State, 3/19/1974  
 8 Ithaca, 3/11/1979  
 8 Tampa, 2/27/1985  
 8 USF, 3/31/1992  
 8 St. Thomas, 4/18/1998

3 Iona, 3/18/1998  
 (Burrell, Muler, Jimerson)

3 Georgia Tech, 3/30/2003  
 (Braun, Sanchez, Burt)

3 BC, 5/2/2009  
 (Herrmann, Grandal, Martinez)

3 Florida St., 4/25/2010  
 (Perez, Ratcliff, Grandal)

3 FAU, 3/27/2019  
 (Lala, Gil, Toral)

3 Wake Forest, 5/11/2019  
 (Vilar, Del Castillo, Crosbie)

## STRIKEOUTS

1. 22 Florida State, 4/7/2000  
 2. 19 Fla. South., 3/15/1958  
 19 Clemson, 5/31/1996  
 19 Maine, 3/3/2018  
 5. 18 Florida, 4/5/1947  
 6. 17 W. Forest, 1/28/2000  
 17 North Carolina, 4/6/2018  
 8. 16 Florida St., 4/27/1956  
 16 Tulane, 3/3/1991  
 16 Florida, 2/23/1992  
 16 St. Thomas, 4/18/1992  
 16 Florida, 2/5/2000  
 16 FIU, 4/25/2018

## TRIPLES

1. 5 Mercer, 3/2/1983  
 2. 4 Florida A&M, 1978  
 4 Bethune, 4/3/1990  
 4 Stetson, 3/2/1993  
 4 Harvard, 3/26/2003

## HOME RUNS - BOTH TEAMS

1. 12 Jacksonville, 4/2/1979  
 12 Florida, 2/8/1998

## HOME RUNS

1. 9 Jacksonville, 4/2/1979  
 2. 8 S. Carolina, 5/23/1998  
 8 BGSU, 5/21/1998  
 4. 6 Georgia Tech, 4/16/1978  
 6 Notre Dame, 2/21/1998  
 6 Georgia So., 5/16/1998  
 6 Jacksonville, 5/10/1998  
 6 Elon, 5/2/1999  
 6 Princeton, 3/13/1999  
 6 Georgia Tech, 5/22/2008  
 6 Wake Forest, 3/21/2008  
 6 Wake Forest, 5/16/2009  
 6 Central Michigan, 6/2/2019

## TOTAL BASES

1. 52 FL College, 5/17/1983  
 2. 51 USF, 2/22/1986  
 3. 50 Jacksonville, 4/2/1979  
 4. 46 UCF, 5/12/1985  
 46 Stetson, 3/2/1993  
 46 BGSU, 5/21/1998  
 46 C.W. Post, 3/5/2000  
 46 Pace, 5/2/2003  
 46 Wake Forest, 5/16/2009  
 10. 45 Georgia Tech, 4/16/1978  
 45 Notre Dame, 2/21/1998

## WALKS

1. 25 UNC 2/19/1982  
 2. 19 FAU, 3/1/1995  
 3. 18 S. Illinois 3/19/1977  
 18 Florida Tech, 3/10/1978  
 18 Buffalo, 3/30/1978  
 6. 17 Fla. South., 3/15/1958  
 17 Mercer, 2/6/1988  
 8. 16 UCLA, 5/31/1997  
 16 Arizona, 6/7/2008  
 16 Louisville, 4/19/2019

## LEFT ON BASE

1. 21 Maine, 3/3/2018  
 2. 20 P.I. Marines, 4/6/1953  
 3. 18 UNC 2/19/1982  
 18 FAU, 5/4/1993  
 5. 17 Florida St., 3/29/1958  
 17 Georgia Tech, 5/25/1986  
 17 UCLA, 5/31/1997  
 17 Florida St., 4/25/1999  
 9. 16 S. Carolina, 3/13/1982  
 16 California, 5/29/1992  
 16 Rider, 5/27/1995  
 16 Mercer, 2/3/2007

## HOME RUNS - INNING

1. 4 Alabama, 4/8/1984  
 (Shields, Mandel, Lange, Lane)  
 S. Carolina, 5/23/1998  
 (Burrell, Huff, Jacobson, Alvarez)  
 4 Boston College, 3/7/2008  
 (Hagerty, Weeks, Alonso, Terdoslavich)  
 2. 3 Furman, 3/27/1967  
 (Stefkovich, Deem, Brown)  
 3 Tampa, 4/28/1973  
 (Gonzalez, Krenchicki, Castillo)  
 3 Alabama, 4/8/1984  
 (Mandel, Lane, Lange)  
 3 LSU, 4/20/1984  
 (Rowland, Hart, Mandel)  
 3 Maine, 5/16/1988  
 (Dominguez, Word, Viera)  
 3 Maine, 3/17/1996  
 (Grimmett, Gomez, Rivero)  
 3 CSFullerton, 5/17/1996

## RBI

1. 30 C.W. Post, 3/5/2000  
 2. 27 UCF (G2), 5/12/1985  
 27 Notre Dame, 2/21/1998  
 4. 25 Florida Tech, 3/9/1978  
 25 FL College, 5/17/1983  
 25 Pace, 5/2/2003  
 7. 23 Elon, 5/2/1999  
 8. 22 Boston U., 3/11/1990  
 22 Barry, 1/31/1996  
 22 Toledo, 3/22/1997  
 22 St. Thomas, 4/18/1998  
 22 Ohio State, 3/6/1999  
 22 Elon, 3/6/2004  
 22 W. Forest, 3/23/2008

## STOLEN BASES

1. 14 St. Francis, 3/27/1979  
 2. 13 Seton Hall, 3/18/1977  
 3. 11 Georgetown, 3/10/1988  
 4. 10 Stetson, 5/7/1965  
 10 Rutgers, 3/18/1984  
 10 Michigan St, 3/19/1985

## LARGEST WINNING MARGIN

1. 33 C.W. Post, 3/5/2000  
 2. 26 NYIT, 5/8/2015  
 3. 25 Pace, 5/2/2003  
 25 Barry, 1/31/1996  
 25 Notre Dame, 2/21/1998  
 6. 24 Florida Tech, 3/9/1978  
 24 Boston U., 3/11/1990  
 24 Elon, 3/6/2004  
 9. 23 UCF, 5/12/1985

HISTORY



# TEAM RECORDS

## LARGEST LOSING MARGIN

- 19 Texas, 3/1/1997
- 18 Florida St, 4/17/1957

## ERRORS

- 9 Auburn, 5/3/1946
- 9 Florida St., 3/25/1951
- 9 P.I. Marines, 4/6/1953
- 9 Ohio State, 3/20/1962
- 8 Florida, 5/7/1948
- 8 Florida, 4/8/1949
- 8 Florida, 5/13/1949
- 8 UMass, 3/24/1977
- 8 Arizona, 6/2/1984
- 8 Florida State, 4/7/1996
- 8 Bethune, 4/12/1998

## ERRORS - OPPONENT

- 12 S. Illinois, 3/16/1976
- 10 Ga.-ATL, 3/27/1953
- 10 P. Air Force, 3/18/1955
- 9 Tampa, 4/23/1949
- 9 Havana, 5/12/1951
- 9 Florida A&M, 4/5/1981
- 8 Many Teams Tied

## DOUBLE PLAYS

- 7 S. Illinois, 3/16/1976
- 7 Cornell, 3/30/1971
- 6 UMass, 3/25/1976
- 6 Clemson, 5/14/1995

## FRESHMAN - GAME

### BATTING

AT BATS	8	Kevin Howard (3/5/2000)
		Kevin Howard (4/7/2000)
RUNS	5	Kevin Howard (3/5/2000)
HITS	6	Mike Fiore (5/12/1985)
DOUBLES	3	Kevin Howard (4/22/2000)
		Rick Saggese (3/15/1996)
TRIPLES	2	Jemile Weeks (4/22/2006)
		Manny Creso (3/6/1998)
HOMERS	2	L.Adrian Del Castillo (5/31/2019)
T. BASES	11	L: Gaby Sanchez (5/2/2003)
RBI	8	Randy Guerra (3/14/1976)
STEALS	4	Bobby Hill (3/21/1997)
WALKS	4	Pat Burrell (5/4/1996)
Ks	4	L: Anthony Vilar (5/10/2019)
SAC FLYS	2	L: Anthony Vilar (2/27/2019)
SAC HITS	2	L: Freddy Zamora (3/3/2018)
HBP	2	L: Ted Blackman (5/8/2009)

### PITCHING

STRIKEOUTS	15	Alex Fernandez (3/22/1989)
NOHITTERS	1	Alex Fernandez (3/18/1989)

## FRESHMAN - SEASON

### BATTING

GAMES	77	Mike Fiore ('85)
AT BATS	276	Mike Fiore ('85)
RUNS	75	Pat Burrell ('96)
HITS	102	Scott Parsons ('81)
DOUBLES	22	L: Adrian Del Castillo ('19)
TRIPLES	9	Charles Johnson ('90)
HOME RUNS	23	Pat Burrell ('96)
TOT. BASES	182	Pat Burrell ('96)
RBI	76	Ryan Braun ('03)
STEALS	41	Bobby Hill ('97)
WALKS	61	Jordan Lala ('19)
STRIKEOUTS	72	Stephen Perez ('10)
TOT. SAC.	14	Zeke DeVoss ('10)
HIT BY PITCH	20	Bobby Hill ('97)
BA (200+AB)	.413	Kevin Howard ('00)
BA (101-199)	.484	Pat Burrell ('96)
SLG%	.948	Pat Burrell ('96)
HIT. STREAK	20	Mark Sobolewski ('07)
CONS. ON BASE	14	Kevin Howard ('00)
CONS. HITS	9	Mike Fiore ('85)

### PITCHING

APPS	44	George Huguet ('01)
REL. APPS	44	George Huguet ('01)
STARTS	19	Joe Grahe (1987)
CGs	8	Alex Fernandez ('89)
IP	147.2	Alex Fernandez ('89)
Ks	177	Alex Fernandez ('89)
WINS	15	Alex Fernandez ('89)
RECORD	11-0	Chris Hernandez ('08)
LOSSES	5	Kiki Bengochea ('00)
SAVES	15	Bryan Garcia (2014)
ERA (100+)	2.01	Alex Fernandez ('89)
ERA (1-99 IP)	1.36	Jerry Brust (1974)
CONS WINS	13	Alex Fernandez ('89)



# INDIVIDUAL LEADERS - BATTING

## GAMES

### CAREER LEADERS

PLAYER	YEARS	G
1. Doug Shields	1981-84	284
2. Mike Fiore	1985-88	270
3. Calvin James	1981-82, 84-85	261
4. Don Rowland	1982-85	259
5. Joe Trujillo	1986-89	256
6. Frank Dominguez	1985-88	243
Gino DiMare	1989-92	243
8. Randy Guerra	1976-79	238
9. Jim Burt	2001-04	236
10. Mike Kutner	1978-81	234

### SEASON LEADERS

PLAYER	YEAR	G
1. Orlando Ariles	1983	82
Phil Lane	1983	82
Bill Wrona	1983	82
4. Mitch Seoane	1983	81
5. Calvin James	1983	80
Javier Velazquez	1983	80
7. Don Rowland	1985	79
8. Jon Leake	1985	78
9. Doug Shields	1983	77
Mike Fiore	1985	77

## AT BATS

### CAREER LEADERS

PLAYER	YEARS	AB
1. Mike Fiore	1985-88	946
2. Doug Shields	1981-84	871
3. Javy Rodriguez	1999-02	868
4. Jose Trujillo	1986-89	864
5. Randy Guerra	1976-79	839
6. Mitch Seoane	1981-83	803
7. Bill Wrona	1981-83	801
8. Frank Dominguez	1985-88	780
9. Jim Burt	2001-04	764
10. Howie Shapiro	1976-79	754

### SEASON LEADERS

PLAYER	YEAR	AB
1. Mitch Seoane	1983	327
2. Bill Wrona	1983	316
3. Calvin James	1985	291
4. Orlando Ariles	1983	286
5. Doug Shields	1984	280
6. Mitch Seoane	1982	276
Mike Fiore	1985	276
8. Darren Mandel	1984	274
9. Don Rowland	1985	268
10. Chris Hart	1984	266

## RUNS SCORED

### CAREER LEADERS

PLAYER	YEARS	RS
1. Mike Fiore	1985-88	258
2. Bobby Hill	1997-99	240
3. Doug Shields	1981-84	238
4. Jose Trujillo	1986-89	213
5. Javy Rodriguez	1999-02	201
6. Pat Burrell	1996-98	198
7. Calvin James	1981-82, 84-85	195
8. Jemile Weeks	2006-08	190
9. Jim Burt	2001-04	186
10. Howie Shapiro	1976-79	184
Phil Lane	1982-84	184

### SEASON LEADERS

PLAYER	YEAR	RS
1. Bobby Hill	1998	87
2. Rudy Gomez	1996	86
3. Doug Shields	1984	82
4. Mike Fiore	1988	81
Blake Tekotte	2008	81
Jemile Weeks	2008	81
7. Yonder Alonso	2008	80
8. Pat Burrell	1997	79
Jason Michaels	1997	79
10. Bobby Hill	1999	77
Jon Jay	2006	77

## HITS

### CAREER LEADERS

PLAYER	YEARS	HITS
1. Mike Fiore	1985-88	341
2. Javy Rodriguez	1999-02	321
3. Doug Shields	1981-84	271
4. Kevin Howard	2000-02	260
5. Jon Jay	2004-06	254
6. Bobby Hill	1997-99	253
7. Randy Guerra	1976-79	252
8. Jim Burt	2001-04	245
9. Bill Wrona	1981-83	243
10. Mitch Seoane	1981-83	236

### SEASON LEADERS

PLAYER	YEAR	HITS
1. Orlando Ariles	1983	106
Mitch Seoane	1983	106
Jason Michaels	1997	106
4. Scott Parsons	1981	102
5. Javy Rodriguez	2002	99
6. Bobby Hill	1998	97
7. Bill Wrona	1983	96
Chris Hart	1984	96
Aubrey Huff	1998	96
10. Rudy Gomez	1996	94

## DOUBLES

### CAREER LEADERS

PLAYER	YEARS	2B
1. Jose Trujillo	1985-88	65
Kevin Howard	2000-02	65
3. Mike Fiore	1985-88	63
4. Jim Burt	2001-04	60
5. Don Rowland	1982-85	55
6. Frank Dominguez	1985-88	53
Kevin Brown	1998-01	53
8. Doug Shields	1981-84	51
9. Randy Guerra	1976-79	50
Jorge Fabregas	1989-91	50

### SEASON LEADERS

PLAYER	YEAR	2B
1. Jason Michaels	1997	32
2. Jon Leake	1985	27
Jim Burt	2004	27
4. Jose Trujillo	1989	26
5. Don Rowland	1985	25
6. Don Rowland	1984	24
Yasmani Grandal	2010	24
8. Mike Fiore	1988	23
9. Orlando Ariles	1983	22
Chris Hart	1985	22
Jose Trujillo	1988	22
Rudy Gomez	1996	22
Kevin Howard	2000	22
Adrian Del Castillo	2019	22

## TRIPLES

### CAREER LEADERS

PLAYER	YEARS	3B
1. Jemile Weeks	2006-08	19
2. Calvin James	1981-82, 84-85	17
3. Bill Wrona	1981-83	15
4. Mitch Seoane	1981-83	14
5. Mike Metcalfe	1993-94	13
6. Benny Castillo	1971-74	12
Mike Fiore	1985-88	12
Charles Johnson	1990-92	12
9. Wayne Krenchicki	1973-75	11
Kirk Dulom	1987, 89-90	11

### SEASON LEADERS

PLAYER	YEAR	3B
1. Charles Johnson	1990	9
Mike Metcalfe	1993	9
3. Kirk Dulom	1987	8
Jemile Weeks	2006	8
5. Benny Castillo	1973	7
Rick Montoni	1977	7
Bill Wrona	1982	7
Bill Wrona	1983	7
Calvin James	1985	7
Greg Erickson	1990	7
Jorge Fabregas	1990	7

# INDIVIDUAL LEADERS - BATTING

## HOME RUNS

### CAREER LEADERS

PLAYER	YEARS	HR
1. Phil Lane	1982-84	62
2. Pat Burrell	1996-98	61
3. Yonder Alonso	2006-08	52
4. Kevin Brown	1998-01	48
5. Ryan Braun	2003-05	45
6. Zack Collins	2014-16	42
Danny Matienzo	2000-02	42
8. Lale Esquivel	1997, 99-00	40
9. Randy Guerra	1976-79	39
Manny Crespo	1998-00	39

### SEASON LEADERS

PLAYER	YEAR	HR
1. Phil Lane	1982	25
2. Yonder Alonso	2008	24
Alex Toral	2019	24
4. Pat Burrell	1996	23
5. Darren Mandel	1984	22
Kevin Brown	1999	22
7. Pat Burrell	1997	21
Aubrey Huff	1998	21
Harold Martinez	2010	21
10. Phil Lane	1983	20
Lale Esquivel	2000	20
Danny Matienzo	2002	20

## TOTAL BASES

### CAREER LEADERS

PLAYER	YEARS	TB
1. Mike Fiore	1985-88	506
2. Pat Burrell	1996-98	465
3. Yonder Alonso	2006-08	432
4. Randy Guerra	1976-79	427
Javy Rodriguez	1999-02	427
6. Jim Burt	2001-04	425
7. Phil Lane	1982-84	418
8. Ryan Braun	2003-05	414
9. Doug Shields	1981-84	403
10. Frank Dominguez	1985-88	394

### SEASON LEADERS

PLAYER	YEAR	TB
1. Jason Michaels	1997	189
2. Pat Burrell	1996	182
3. Orlando Ariles	1983	181
4. Aubrey Huff	1998	174
5. Pat Burrell	1997	174
6. Darren Mandel	1984	171
7. Mike Fiore	1988	169
8. Jim Burt	2004	166
9. Yonder Alonso	2008	164
10. Rudy Gomez	1996	161
Ryan Braun	2003	161

## RUNS BATTED IN

### CAREER LEADERS

PLAYER	YEARS	RBI
1. Mike Fiore	1985-88	235
2. Randy Guerra	1976-79	234
3. Yonder Alonso	2006-08	215
4. Phil Lane	1982-84	200
5. Ryan Braun	2003-05	197
6. Danny Matienzo	2000-02	189
7. Pat Burrell	1996-98	187
Kevin Brown	1998-01	187
9. Frank Dominguez	1985-88	186
10. Zack Collins	2014-16	183

### SEASON LEADERS

PLAYER	YEAR	RBI
1. Aubrey Huff	1998	95
2. David Thompson	2015	90
3. Jason Michaels	1997	89
4. Darren Mandel	1984	88
5. Mike Fiore	1988	83
6. Pat Burrell	1997	76
Ryan Braun	2003	76
Ryan Braun	2005	76
9. Phil Lane	1982	74
Sam Sorce	1982	74
Yonder Alonso	2007	74

## STOLEN BASES

### CAREER LEADERS

PLAYER	YEARS	SB
1. Bobby Hill	1997-99	139
2. Javy Rodriguez	1999-02	135
3. Doug Shields	1981-84	123
4. Calvin James	1981-82, 84-85	119
5. Mike Fiore	198-88	109
6. Howie Shapiro	1976-79	107
7. Luis Hernandez	1991-94	102
Ryan Grimmett	1994-97	102
9. Orlando Gonzalez	1973-74	96
10. Bill Wrona	1981-83	95

### SEASON LEADERS

PLAYER	YEAR	SB
1. Javy Rodriguez	2001	66
2. Orlando Gonzalez	1974	62
3. Calvin James	1985	53
Ryan Grimmett	1997	53
Mike Rodriguez	2001	53
6. Bobby Hill	1999	52
7. Jim Crosta	1974	46
Mike Metcalfe	1994	46
Bobby Hill	1998	46
10. Wes Robbins	1978	45

## WALKS

### CAREER LEADERS

PLAYER	YEARS	BB
1. Mike Fiore	1985-88	222
2. Howie Shapiro	1976-79	194
3. Doug Shields	1981-84	189
4. Zack Collins	2014-16	177
5. Yonder Alonso	2006-08	172
6. Pat Burrell	1996-98	170
7. Randy Guerra	1976-79	167
8. Bobby Hill	1997-99	166
9. Benny Castillo	1971-74	161
10. Calvin James	1981-82, 84-85	160

### SEASON LEADERS

PLAYER	YEAR	BB
1. Pat Burrell	1997	83
2. Zack Collins	2016	78
3. Yonder Alonso	2008	76
4. Bobby Hill	1999	73
5. Phil Lane	1983	72
6. Mike Fiore	1988	69
7. Steve Lusby	1982	68
8. Greg Vaughn	1986	63
Jason Michaels	1988	63
10. Howie Shapiro	1980	62

## STRIKEOUTS

### CAREER LEADERS

PLAYER	YEARS	K
1. Kevin Brown	1998-01	221
2. Phil Lane	1982-84	192
3. Zack Collins	2014-16	164
4. Frank Dominguez	1985-88	162
5. Willie Abreu	2014-16	161
6. Ryan Grimmett	1994-97	155
7. Danny Matienzo	2000-02	153
8. Bruce Thompson	1992-95	151
9. Dave DiNatale	2007-09	149
10. Charles Johnson	1990-92	148

### SEASON LEADERS

PLAYER	YEAR	K
1. Phil Lane	1983	72
Kevin Brown	2001	72
Stephen Perez	2010	72
4. Raymond Gil	2019	68
Alex Toral	2019	68
6. Kevin Brown	1999	67
7. Phil Lane	1982	66
8. Zack Collins	2015	64
Willy Escala	2018	64
10. Johnathan Smith	1992	62

# INDIVIDUAL LEADERS - BATTING

## TOTAL SACRIFICES

### CAREER LEADERS

PLAYER	YEARS	SAC
1. Jose Trujillo	1986-89	53
2. Kris Clute	1998-01	45
3. Ryan Jackson	2007-09	43
4. Alex Cora	1994-96	42
Javy Rodriguez	1999-02	42
6. Howie Shapiro	1976-79	39
7. Luis Hernandez	1992-95	38
8. Gino DiMare	1989-92	36
9. Paco Figueroa	2002-05	35
10. Joe Nelson	1984-87	34

### SEASON LEADERS

PLAYER	YEAR	SAC
1. Jose Trujillo	1987	23
2. Mike Metcalfe	1994	22
3. Joe Nelson	1986	21
4. F.P. Santangelo	1989	20
5. Dave Berg	1992	18
Kris Clute	2000	18
7. Mike Lopez-Cao	1997	17
Kris Clute	2001	17
Javy Rodriguez	2001	17
Adam Ricks	2003	17

## HIT BY PITCH

### CAREER LEADERS

PLAYER	YEARS	HBP
1. Jon Jay	2004-06	38
2. Danny Figueroa	2002-05	33
3. Bobby Hill	1997-99	32
4. Blake Tekotte	2006-08	31
5. Carl Chester	2015-17	28
Luis Hernandez	1991-94	27
Jim Burt	2001-04	27
8. Paco Figueroa	2002-05	26
9. Kevin Brown	1998-01	25
10. Ricky Eusebio	2013-15	24

### SEASON LEADERS

PLAYER	YEAR	HBP
1. Jon Jay	2006	23
2. Ricky Eusebio	2015	21
3. Bobby Hill	1997	20
4. Carl Chester	2016	19
5. Danny Figueroa	2003	17
6. Mat Erwin	1994	16
7. Jim Burt	2004	14
8. Kevin Brown	1999	13
Blake Tekotte	2007	13
10. F.P. Santangelo	1989	12
Blake Tekotte	2008	12
Zeke DeVoss	2010	12
Chantz Mack	2013	12
Dale Carey	2014	12

## BATTING AVERAGE

### CAREER LEADERS (300+ AB)

PLAYER	YEARS	AVG
1. Pat Burrell	1996-98	.442
2. Yasmani Grandal	2008-10	.401
3. Aubrey Huff	1997-98	.400
4. Jason Michaels	1997-98	.396
5. Jon Jay	2004-06	.378
6. Orlando Gonzalez	1973-94	.373
7. Javy Rodriguez	1999-02	.369
8. Kevin Howard	2000-02	.368
9. Ryan Braun	2003-05	.365
10. Mike Fiore	1985-88	.361
Rudy Gomez	1994-96	.361

### CAREER LEADERS (1-299 AB)

PLAYER	YEAR	AVG
1. George Iskenderian	2015	.364
2. Steve Lusby	1982-83	.359
3. Bob Taro	1951-54	.342
4. Chris Hermann	2009	.341
5. Juan Flores	1990-91	.339
Tommy Giles	2006	.339
7. Laddie Jezek	1967-69	.333
8. German Alvarez	1997-98	.332
9. Bobby Ward	1962-64	.330
10. Warren Bogle	1962-64	.329
Robert Feldman	1976-77	.329

## BATTING AVERAGE

### SEASON LEADERS (200+ AB)

PLAYER	YEAR	AVG
1. Mike Fiore	1987	.423
2. Rudy Gomez	1996	.420
3. Kevin Howard	2000	.413
4. Aubrey Huff	1998	.412
5. Jason Michaels	1997	.411
6. Pat Burrell	1997	.409
7. Jon Jay	2005	.408
8. Bobby Hill	1998	.404
9. Orlando Gonzalez	1974	.402
10. Yasmani Grandal	2010	.401

### SEASON LEADERS (101-200 AB)

PLAYER	YEAR	AVG
1. Pat Burrell	1996	.484
2. Pat Burrell	1998	.432
3. Larry Pyle	1969	.431
4. Laddie Jezek	1969	.389
5. Aubrey Huff	1997	.385
6. Russ Jacobson	1990	.380
7. Jason Michaels	1998	.378
8. Jorge Maduro	1969	.374
9. Kim Siepe	1972	.373
Tony Barquin	1980	.373
Joey Hooft	2003	.373
Paco Figueroa	2004	.373

### SEASON LEADERS (50-100 AB)

PLAYER	YEAR	AVG
1. Larry Wilson	1962	.459
2. Ernie Yaroshuk	1963	.448
3. Whitey Campbell	1950	.429
4. Dennis Eich	1963	.392
5. Bob Dekreon	1955	.390
6. Bob Taro	1953	.379
7. Bobby Ward	1962	.365
8. Vince Pagley	1953	.364
9. Vaughn Flick	1974	.362
10. Adrian Del Castillo	2020	.358

## SLUGGING %

### CAREER LEADERS (300+ AB)

PLAYER	YEARS	SLG
1. Pat Burrell	1996-98	.886
2. Jason Michaels	1997-98	.744
3. Aubrey Huff	1997-98	.719
4. Ryan Braun	2003-05	.672
5. Kevin Brown	1998-01	.637
Yonder Alonso	2006-08	.637
7. Manny Crespo	1998-00	.632
8. Larry Pyle	1967-69	.624
9. Yasmani Grandal	2008-10	.615
10. Lale Esquivel	1997, 99-00	.613

### CAREER LEADERS (1-299 AB)

PLAYER	YEARS	SLG
1. Ed Contreras	1957-59	.615
2. Bob Taro	1951-54	.574
3. Tommy Giles	2006	.558
4. Greg Ellena	1983-86	.546
5. German Alvarez	1997-98	.532
6. Chris Hermann	2009	.528
7. Rick Ellstrom	1992-93	.524
8. Warren Bogle	1966-67	.523
9. Steve Lusby	1982-83	.522
10. Mike Maude	1980-81	.500

### SEASON LEADERS (200+ AB)

PLAYER	YEAR	SLG
1. Pat Burrell	1997	.809
2. Yonder Alonso	2008	.777
3. Aubrey Huff	1998	.768
4. Mike Fiore	1988	.754
5. Jason Michaels	1997	.733
6. Ryan Braun	2005	.726
7. Yasmani Grandal	2010	.721
8. Yonder Alonso	2007	.705
9. Kevin Brown	1999	.690
10. Jim Burt	2004	.678

### SEASON LEADERS (50-199 AB)

PLAYER	YEAR	SLG
1. Pat Burrell	1996	.948
2. Pat Burrell	1998	.924
3. Jason Michaels	1998	.760
Russ Jacobson	1999	.760
5. Donald Robinson	1992	.745



# INDIVIDUAL LEADERS - BATTING / PITCHING

6. Greg Ellena	1985	.741
7. Lale Esquivel	2000	.710
8. Larry Pyle	1969	.700
9. Ed Contreras	1958	.696
10. Kevin Brown	2000	.692

## APPEARANCES

### CAREER LEADERS

PLAYER	YEARS	APP
1. Danny Smith	1980-83	123
George Huguet	2001-04	123
Danny Gil	2004-07	123
4. Robbie Morrison	1996-98	112
5. Luke Debold	1999-2002	103
6. Bryan Garcia	2014-16	101
7. Danny Graves	1992-94	99
8. AJ Salcines	2011-14	98
9. Rick Raether	1984-86	96
10. Andrew Lane	2003-06	95

### SEASON LEADERS

PLAYER	YEAR	APP
1. Michael Neu	1999	46
2. Jay Tessmer	1995	45
Rick Raether	1985	45
4. Luke Debold	2001	44
George Huguet	2001	44
Dave Eichhorn	1983	44
Danny Smith	1982	44
8. Frankie Bartow	2016	43
Kyle Bellamy	2008	43
Danny Smith	1983	43
Eddy Reyes	1997	43

## STARTS

### CAREER LEADERS

PLAYER	YEARS	GS
1. J.D. Arteaga	1994-97	72
2. Dan Davies	1983-86	66
3. Joe Grahe	1987-89	61
4. Rob Souza	1982-84	57
Kenny Henderson	1992-95	57
6. Stan Jakubowski	1973-76	53
7. Alex Santos	1996-99	52
8. David Gil	1997-2000	51
Bryan Radziewski	2011-14	51
10. Chris Hernandez	2008-10	50

### SEASON LEADERS

PLAYER	YEAR	GS
1. Rob Souza	1983	23
2. Dan Davies	1985	22
Joe Grahe	1989	22
Mike Kasprazk	1982	22
J.D. Arteaga	1997	22
6. Stan Jakubowski	1974	21
Rob Souza	1984	21
Joe Grahe	1988	20
9. Alex Santos	1999	20
Mark Bauer	1983	20
Dan Davies	1986	20
Neal Heaton	1981	20

## RELIEF APPEARANCES

### CAREER LEADERS

PLAYER	YEARS	APP
1. George Huguet	2001-04	123
2. Danny Gil	2004-07	115
3. Danny Smith	1980-83	112
4. Robbie Morrison	1996-98	110
5. Luke Debold	1999-2002	103
6. Bryan Garcia	2014-16	101
7. Danny Graves	1992-94	99
8. AJ Salcines	2011-14	96
9. Andrew Lane	2003-06	95
10. Rick Raether	1984-86	91

### SEASON LEADERS

PLAYER	YEAR	APP
1. Michael Neu	1999	46
2. Jay Tessmer	1995	45
Rick Raether	1985	45
4. Luke Debold	2001	44
George Huguet	2001	44
6. Frankie Bartow	2016	43
Kyle Bellamy	2008	43
Danny Smith	1982	43
Danny Smith	1983	43
Dave Eichhorn	1983	43
Eddy Reyes	1997	43

## COMPLETE GAMES

### CAREER LEADERS

PLAYER	YEARS	CG
1. Stan Jakubowski	1973-76	27
2. Joe Grahe	1987-89	23
3. Neal Heaton	1979-81	19
Rick Jones	1965-67	19
5. Bobby Huges	1969-61	16
6. Warren Bogle	1966-67	15
Tom Borzecki	1968-71	15
Tom Lehman	1967-69	15
Jeff Morrison	1978-81	15
Rob Souza	1982-84	15

### SEASON LEADERS

PLAYER	YEAR	CG
1. Joe Grahe	1988	11
2. Joe Grahe	1989	10
Rob Souza	1984	10
4. Warren Bogle	1966	9
Neal Heaton	1981	9
Stan Jakubowski	1974	9
Stan Jakubowski	1975	9
8. Alex Fernandez	1989	8
Tom Lehman	1968	8
Rick Patrylo	1972	8
Bob Bastian	1980	8
Mark Batten	1979	8

## INNINGS

### CAREER LEADERS

PLAYER	YEARS	IP
1. Joe Grahe	1987-89	460.2
2. J.D. Arteaga	1994-97	458.1
3. Stan Jakubowski	1973-76	432.0
4. Dan Davies	1983-86	425.1
5. Kiki Bengochea	2000-02	392.0
6. Neal Heaton	1979-81	390.0
7. Jeff Morrison	1979-81	387.0
8. Rob Souza	1982-84	381.2
9. Mark Batten	1976-79	357.0
10. Greg Knowles	1988-91	343.2

### SEASON LEADERS

PLAYER	YEAR	IP
1. Joe Grahe	1989	173.0
2. Joe Grahe	1988	167.0
3. Mike Kasprazk	1982	160.0
4. Stan Jakubowski	1974	159.1
5. Rob Souza	1984	156.0
6. Neal Heaton	1981	154.1
7. Neal Heaton	1980	151.0
8. Alex Fernandez	1989	147.2
9. Sam Sorce	1982	146.2
10. Rob Souza	1982	145.0

## WALKS

### CAREER LEADERS

PLAYER	YEARS	BB
1. Rob Souza	1982-84	200
2. Dan Davies	1983-86	177
3. Kenny Henderson	1992-95	167
4. Neal Heaton	1979-81	161
5. Danny Smith	1980-83	160
6. Randy Guerra	1976-79	158
7. Joe Grahe	1987-89	154
8. Stan Jakubowski	1973-76	147
9. J.D. Arteaga	1994-97	143
10. Majer Steffen	1984-88	140

### SEASON LEADERS

PLAYER	YEAR	BB
1. Rob Souza	1984	91
2. Joe Grahe	1989	75
3. Neal Heaton	1980	72
4. Rob Souza	1983	67
5. Randy Guerra	1978	64
6. Mike Kasprazk	1982	58
Jason Adge	1995	58
8. Oscar Munoz	1990	57
9. Neal Heaton	1981	56
10. Randy Guerra	1979	54

# INDIVIDUAL LEADERS - PITCHING

## STRIKEOUTS

### CAREER LEADERS

PLAYER	YEARS	K
1. Joe Grahe	1987-89	433
2. Alex Santos	1996-99	386
3. Neal Heaton	1979-81	381
4. Rob Souza	1982-84	366
5. J.D. Arteaga	1994-97	343
6. Stan Jakubowski	1973-76	334
7. Bryan Radziewski	2011-14	333
8. Chris Hernandez	2008-10	320
9. David Gil	1997-2000	312
10. Kenny Henderson	1992-95	311

### SEASON LEADERS

PLAYER	YEAR	K
1. Joe Grahe	1989	194
2. Alex Fernandez	1989	177
3. Neal Heaton	1981	172
4. Rob Souza	1984	165
5. Joe Grahe	1988	154
6. Alex Santos	1999	144
7. Alex Santos	1998	142
8. Rob Souza	1983	139
9. Neal Heaton	1980	130
10. Warren Bogle	1966	128
Stan Jakubowski	1974	128

## RUNS ALLOWED

### CAREER LEADERS

PLAYER	YEARS	R
1. Rob Souza	1982-84	223
2. J.D. Arteaga	1994-97	221
3. Dan Davies	1983-86	204
4. Kiki Bengochea	2000-02	199
5. Joe Grahe	1987-89	186
6. Greg Knowles	1988-91	168
7. Kevin Sheary	1983-87	165
8. Brandon Camardese	2002-05	164
9. Dan Touchet	2001-05	157
10. David Gil	1997-2000	154

### SEASON LEADERS

PLAYER	YEAR	R
1. Rob Souza	1984	96
2. Kiki Bengochea	2002	78
3. Mike Kasprazk	1982	76
4. Rob Souza	1983	73
5. Joe Grahe	1987	71
6. Jason Adge	1995	69
7. J.D. Arteaga	1997	68
8. Dan Davies	1986	67
9. Scott Maine	2006	66
10. Kiki Bengochea	2001	65

## SAVES

### CAREER LEADERS

PLAYER	YEARS	SV
1. Bryan Garcia	2014-16	43
2. George Huguet	2001-04	39
3. Rick Raether	1984-86	37
4. Robbie Morrison	1996-98	34
5. Danny Graves	1992-94	29
6. Jay Tessmer	1994-95	23
7. Chris Perez	2004-06	20
Danny Miranda	2009-11	20
9. Kyle Bellamy	2007-09	19
Danny Smith	1980-83	19

### SEASON LEADERS

PLAYER	YEAR	SV
1. Danny Graves	1994	21
2. Rick Raether	1985	20
Jay Tessmer	1995	20
4. Bryan Garcia	2016	18
5. Rick Raether	1986	17
6. Kyle Bellamy	2009	16
Michael Neu	1999	16
8. Danny Miranda	2011	15
Bryan Garcia	2014	15
10. George Huguet	2001	14
Robbie Morrison	1996	14

## HITS ALLOWED

### CAREER LEADERS

PLAYER	YEARS	HITS
1. J.D. Arteaga	1994-97	451
2. Dan Davies	1983-86	424
3. Joe Grahe	1987-89	382
4. Rob Souza	1982-84	368
5. Greg Knowles	1988-91	349
6. Jeff Morrison	1978-81	328
7. Mark Batten	1976-79	322
8. Stan Jakubowski	1973-76	318
9. Kiki Bengochea	2000-02	308
10. Kevin Sheary	1983-87	284

### SEASON LEADERS

PLAYER	YEAR	HITS
1. Mike Kasprazk	1982	154
2. Rob Souza	1984	152
3. J.D. Arteaga	1997	141
4. Mark Bauer	1982	134
Joe Grahe	1988	134
6. Joe Grahe	1987	130
7. Dan Davies	1986	127
8. Rob Souza	1983	126
9. Sam Sorce	1982	125
10. Joe Grahe	1989	124

## EARNED RUNS ALLOWED

### CAREER LEADERS

PLAYER	YEARS	ER
1. Rob Souza	1982-84	183
2. Dan Davies	1983-86	177
3. J.D. Arteaga	1994-97	173
4. Joe Grahe	1987-89	150
5. Brandon Camardese	2002-05	149
6. Kiki Bengochea	2000-02	147
Kevin Sheary	1983-87	147
8. Dan Touchet	2001-05	134
9. Jose Prado	1991-93	119
David Gil	1997-2000	119

### SEASON LEADERS

PLAYER	YEAR	ER
1. Rob Souza	1984	75
2. Mike Kasprazk	1982	68
3. Rob Souza	1983	63
4. Mark Bauer	1983	60
Jason Adge	1995	60
6. Kiki Bengochea	2002	59
7. Dan Davies	1986	57
8. Kevin Sheary	1987	56
9. Scott Maine	2006	54
Joe Grahe	1988	54

## WINS

### CAREER LEADERS

PLAYER	YEARS	WINS
1. J.D. Arteaga	1994-97	43
2. Neal Heaton	1979-81	42
3. Dan Davies	1983-86	41
4. Stan Jakubowski	1973-76	40
5. Jeff Morrison	1978-81	38
6. Alex Santos	1996-99	37
7. Mark Batten	1976-79	35
8. Joe Grahe	1987-89	34
9. Jeff Alkire	1989-92	32
10. David Gil	1997-2000	31
Eric Erickson	2007-08, 10, 12	31

### SEASON LEADERS

PLAYER	YEAR	WINS
1. Neal Heaton	1980	18
2. Neal Heaton	1981	16
Stan Jakubowski	1974	16
4. Tom Farmer	2001	15
Alex Santos	1998	15
Clint Weibl	1996	15
Oscar Munoz	1990	15
Joe Grahe	1989	15
Alex Fernandez	1989	15
Dan Davies	1985	15
Bob Bastian	1980	15
Gavin Long	1976	15

# INDIVIDUAL LEADERS - PITCHING

## LOSSES

### CAREER LEADERS

PLAYER	YEARS	L
1. Kiki Bengochea	2000-02	16
Rob Souza	1982-84	16
3. Kevin Sheary	1983-87	15
4. Stan Jakubowski	1973-76	14
5. Joe Grahe	1987-89	13
6. Warren Bogle	1966-67	12
Tom Borzeczki	1968-71	12
Dan Davies	1983-86	12
Kenny Henderson	1992-95	12
Eric Erickson	2007-08, 2010, 2012	12

### SEASON LEADERS

PLAYER	YEAR	L
1. Rob Souza	1984	9
2. Carlos Gutierrez	2006	7
3. Shawn Purdy	1991	7
4. Fadul Arrieta	1993	7
Kiki Bengochea	2002	7
6. David Gutierrez	2009	6
Warren Bogle	1966	6
Warren Bogle	1967	6
Jason Adge	1995	6
E.J. Encinosa	2011	6
Eric Erickson	2012	6
Andrew Suarez	2013	6
Evan McKendry	2018	6

## ERA (100+ IP)

### SEASON LEADERS

PLAYER	YEAR	ERA
1. Augie Ruiz	1978	1.46
2. Stan Jakubowski	1974	1.47
3. Bob Bartlett	1973	1.56
4. Mark Batten	1979	1.63
5. Chris Diaz	2013	1.64
6. Stan Jakubowski	1975	1.65
7. Gavin Long	1976	1.78
8. Alex Fernandez	1989	2.01
9. Jeff Morrison	1980	2.03
10. Neal Heaton	1980	2.09

## ERA (1-99 IP)

### SEASON LEADERS

PLAYER	YEAR	ERA
1. John Fulgham	1975	0.54
2. Brian Van Belle	2020	0.68
3. JP Gates	2020	0.82
4. Danny Graves	1994	0.89
5. Kyle Bellamy	2009	0.97
6. Alex Ruiz	2019	1.04
7. Chris McMahan	2020	1.05
8. Dean Booth	1974	1.13
9. Jay Tessmer	1994	1.16
10. Sam Robinson	2010	1.27

## ERA (199+ IP)

### CAREER LEADERS

PLAYER	YEARS	ERA
1. Stan Jakubowski	1973-76	1.81
2. Neal Heaton	1979-81	2.03
3. Jerry Brust	1974-75	2.04
4. Jeff Morrison	1978-81	2.37
5. Tom Lehman	1967-69	2.38
6. Augie Ruiz	1976-78	2.42
7. Cesar Carrillo	2004-05	2.44
8. Bobby Huges	1959-61	2.52
Rick Patrylo	1971-73	2.52
Rick Raether	1984-86	2.52
Vic Stenson	1958-60	2.52

## ERA (1-199 IP)

### CAREER LEADERS

PLAYER	YEARS	ERA
1. John Fulgham	1975	0.54
2. Jay Tessmer	1994-95	1.24
3. Dean Booth	1960-61	1.51
4. Neale Monte	1968-70	1.69
5. Ralph Maza	1969-72	1.71
6. Robbie Morrison	1996-97	1.78
7. Bob Bartlett	1971-73	1.79
8. Wally Pontiff	1973	1.92
9. Alex Fernandez	1989	2.01
10. Danny Graves	1992-94	2.02

# 2021 MIAMI HURRICANES



2 | INF/OF | Fr.

**CJ  
KAYFUS**



4 | OF | Fr.

**CHAD  
BORN**



7 | INF | So.

**ANTHONY  
VILAR**



9 | INF | So.

**ANTHONY  
ARGUELLES**



10 | LHP/UTL | So.

**JP  
GATES**



13 | OF/RP | So.

**MIKE  
ROSARIO**



14 | LHP | Fr.

**CARSON  
PALMQUIST**



16 | INF | Fr.

**RAYMOND  
GIL**



17 | LHP | Jr.

**SPENCER  
BODANZA**



18 | RHP | Fr.

**ALEX  
McFARLANE**



19 | LHP | Fr.

**ALEX  
MUNROE**



21 | RHP | Fr.

**ANDREW  
WALTERS**



22 | INF/OF | B-So.

**ADAM  
FRANK**



23 | RHP | Fr.

**ALEJANDRO  
ROSARIO**



27 | RHP/UTL | G.

**BEN  
WAGNER**



28 | OF | So.

**JORDAN  
LALA**



30 | INF | Jr.

**ALEX  
TORAL**



34 | INF | Fr.

**LUIS  
ESPINAL**



35 | INF | Fr.

**YOHANDY  
MORALES**



36 | C/OF | Fr.

**JARED  
THOMAS**



37 | RHP | Fr.

**VICTOR  
MEDEROS**



39 | OF | Fr.

**JACOBY  
LONG**



40 | RHP | Fr.

**JAMAR  
FAIRWEATHER**



41 | INF | Fr.

**JOSE  
IZARRA**



43 | INF | Fr.

**GABE  
RIVERA**



44 | C | So.

**ADRIAN  
DEL CASTILLO**



45 | RHP | Fr.

**NICHOLAS  
REGALADO**



46 | INF | Fr.

**DOMINIC  
PITELLI**



47 | OF | Fr.

**CHRISTIAN  
DEL CASTILLO**



51 | OF | Jr.

**TONY  
JENKINS**



52 | RHP | Fr.

**JAKE  
GARLAND**



53 | RHP | B-So.

**JORDAN  
DUBBERLY**



55 | RHP | So.

**JAKE  
SMITH**



61 | C | Fr.

**CARLOS  
PEREZ**



99 | RHP | Jr.

**DANIEL  
FEDERMAN**



6 | HEAD COACH

**GINO  
DIMARE**



33 | ASSOC. HEAD COACH

**J.D.  
ARTEAGA**



8 | ASSISTANT COACH

**NORBERTO  
LOPEZ**



49 | ASSISTANT COACH

**CHRIS  
DOMINGUEZ**

2021 MIAMI HURRICANES BASEBALL

# SCHEDULE

FEBRUARY

FEB 19 - 21 @ FLORIDA

FEB 26 - 28 VS VIRGINIA TECH

MARCH

MAR 5 - 7 @ NC STATE

MAR 9 VS FAU

MAR 12 - 14 VS WAKE FOREST

MAR 17 @ FGCU

MAR 19 - 21 VS FLORIDA STATE

MAR 23 @ FAU

MAR 26 - 28 @ VIRGINIA

MAR 31 VS FIU

APRIL

APR 2 - 4 VS DUKE

APR 7 @ FIU

APR 9 - 11 @ PITTSBURGH

APR 14 VS FGCU

APR 16 - 18 VS CLEMSON

APR 21 VS FGCU

APR 23 - 25 @ NORTH CAROLINA

APR 30 @ BOSTON COLLEGE

MAY

MAY 1 - 2 @ BOSTON COLLEGE

MAY 7 - 9 VS APPALACHIAN STATE

MAY 14 - 16 VS GEORGIA TECH

MAY 18 VS FAU

MAY 20 - 22 @ LOUISVILLE

MAY 25 - 30 ACC TOURNAMENT

■ HOME ■ AWAY