



2020-21 SCHEDULE

Date	Opponent (TV)	Time
N. 25	SAINT FRANCIS (RSN)	L, 80-70
N. 28	DREXEL (ACCNX)	W, 83-74
D. 5	NORTHERN ILLINOIS (ACCNX)	W, 89-59

ACC / Big Ten Challenge

D. 9	at Northwestern (ESPN2)	W, 71-70
------	-------------------------	----------

D. 12	GARDNER-WEBB (RSN)	W, 67-50
D. 16	at Miami * (ACCN)	W, 70-55
D. 22	LOUISVILLE * (RSN)	L, 64-54
D. 29	at [-/20] Duke * (ACCN)	PPD
J. 2	NOTRE DAME * (ACCN)	PPD
J. 6	at Syracuse * (ACCN)	W, 63-60
J. 9	[-/25] FLORIDA STATE * (RSN)	PPD
J. 13	at Georgia Tech * (ACCN)	PPD
J. 16	SYRACUSE * (RSN)	W, 96-76
J. 19	DUKE * (ESPN)	W, 79-73
J. 23	at Boston College * (ACCN)	PPD
J. 23	at Wake Forest * (ACCN)	L, 76-75
J. 26	NORTH CAROLINA * (ACCN)	L, 75-65
J. 30	NOTRE DAME * (ACCN)	L, 84-58
F. 3	[-/16] VIRGINIA TECH * (RSN)	W, 83-72
F. 6	[-/20] FLORIDA STATE * (RSN)	PPD
F. 6	at [-/14] Virginia (ESPN)	L, 73-66
F. 10	at Louisville * (ACCN)	PPD
F. 14	at Georgia Tech * (ACCN)	L, 71-65
F. 17	NC STATE * (ACCN)	L, 74-73
F. 20	[-/16] FLORIDA STATE * (RSN)	L, 79-72
F. 21	CLEMSON * (ACCN)	PPD
F. 28	at NC State * (ACCN)	L, 65-62
M. 2	WAKE FOREST * (ACCN)	W, 70-57
M. 6	at Clemson * (RSN)	L, 77-62

ACC Tournament

M. 9	vs. ¹³ Miami (ESPN/ACCN)	2 pm
------	-------------------------------------	------

[-/-] Pitt / Opponent AP Rank

* ACC Contest

• Overtime

All Game Times are Eastern Time Zone

HOME GAMES IN BOLD CAPS

Postponed game that has been rescheduled

MEDIA RELATIONS

Matt Plizga, Assistant AD (MBB)

mplizga@athletics.pitt.edu (email)
(412) 648-8240 (office)
(919) 812-0882 (cell)

Nick Macdonald, Assistant Director (MSOC, 2MBB, SB)

nmacdonald@athletics.pitt.edu (email)
(412) 648-8240 (office)
(412) 523-4199 (cell)

Website PittsburghPanthers.com

Stats bit.ly/3nyppzR

Twitter / Instagram @Pitt_MBB / @pitt_mbb

Hashtags #ZooEra, #H2P

¹²Pitt (10-11, 6-10 ACC) vs. ¹³Miami (8-16, 4-15 ACC)

Tuesday, March 9, 2021 • 2:00 PM

ACC Network • 93.7 The Fan

Greensboro, N.C. • Greensboro Coliseum



THE MATCHUP

Pitt Panthers



2020-21 Record (ACC) 10-11 (6-10)
AP / Coaches Polls nr / nr
Last Game L, 77-62 at Clemson (3/6)

Head Coach Jeff Capel (Duke, '97)
Pitt Record 40-47 (Third Season)
Career Record 202-157 (12th Season)

BROADCAST INFORMATION

ACC Network

Dave O'Brien (PxP)
Cory Alexander (analyst)

WatchESPN <https://es.pn/3boV3ge>

Pitt Radio Network (93.7 The Fan)
Bill Hillgrove (PxP)
Curtis Aiken (analyst)

Miami Hurricanes



2020-21 Record (ACC) 8-16 (4-15)
AP / Coaches Polls nr / nr
Last Game W, 80-76 vs. Boston College (3/6)

Head Coach Jim Larranaga (Providence, '71)
Miami Record 198-129 (10th Season)
Career Record 668-463 (37th Season)

SERIES HISTORY

All-Time Series	Pitt trails 20-23
In ACC Regular Season Play	Pitt trails 7-3
In ACC Tournament Play	first meeting
In Conference Tournament Play	Pitt leads 2-1
Under Jeff Capel	Pitt trails 4-2
First Meeting	Miami 43, Pitt 40 (12/26/47)
Last Meeting	Pitt 70, Miami 55 (12/16/20)
Current Streak	Pitt W, 2

THE OPENING TIP

• Pitt (10-11, 6-10 ACC) opens up ACC Tournament play Tuesday, March 9 at the Greensboro Coliseum against 13-seed Miami (8-16, 4-15 ACC). Tipoff is set for 2 p.m. on the ACC Network.

• The Panthers are 6-7 all-time in ACC Tournament play, including a 3-1 mark in first round action. Pitt is 2-2 in the conference tournament under head coach **Jeff Capel** with a 2-0 mark in opening round contests.

• Pitt ranks second in the ACC (22nd nationally) in offensive rebounds (12.7 orgp.) and rebound margin (+5.38). The Panthers have grabbed 15 or more offensive rebounds on eight occasions and own a +75 scoring margin in second chance points.

• **Justin Champagnie** leads the ACC with 13 double-doubles, including eight games with 20+ points and 10+ rebounds. He is the only major conference player in the NCAA averaging a double-double for the season.

• **Femi Odukale** has played 25 or more minutes in each of the past three games and five times on the season. He is averaging 11.6 points, 4.2 rebounds, 2.4 assists and 1.8 steals per game when playing at least 25 minutes in a game.

• **Nike Sibande** has been in the starting lineup seven times, including each of the past five games. He is averaging 8.9 points, 4.1 rebounds and 2.1 assists per game with nine three-point field goals in his seven starts this season.

2020-21 PITT PANTHERS AVERAGES

No.	Name (Ht., Wt., Yr.)	Pos.	PPG	RPG	APG	Notables
0	• Ithiel Horton (6-3, 200, R-So.)	G	8.9	2.2	1.5	41-of-111 (.369) from three-point range
2	• Femi Odukale (6-5, 185, Fr.)	G	5.6	2.4	2.2	10.0 ppg. & 3.5 rpg. over the past 4 games
3	Noah Collier (6-8, 210, Fr.)	F	0.8	1.1	0.4	season-high 4 rebounds at Miami (12/16)
4	Gerald Drumgoole, Jr. (6-5, 200, So.)	G/F	1.9	0.9	0.4	5 points at Clemson (3/6)
11	• Justin Champagnie (6-6, 200, So.)	G/F	18.4	11.1	1.6	leads the ACC with 13 double-doubles
12	• Abdoul Karim Coulibaly (6-8, 215, So.)	F	5.4	4.1	0.9	.517 field goal percentage
13	Aidan Fisch (6-5, 200, Jr.)	F	0.0	0.7	0.0	has appeared in 3 games
14	Curtis Aiken, Jr. (6-1, 200, R-Fr.)	G	1.0	0.0	0.0	has played in 7 career games
21	Terrell Brown (6-10, 235, Jr.)	F/C	2.7	2.7	0.1	1st career double-double vs. NC State (2/28)
22	• Nike Sibande (6-4, 185, Sr.)	G	5.6	2.8	1.5	12.8 ppg. & 6.3 rpg. over the past 4 games
23	John Hugley (6-9, 240, Fr.)	F	5.1	4.3	0.4	7 points & 7 rebounds vs. Louisville (12/22)
24	William Jeffress (6-7, 205, Fr.)	G/F	2.6	2.3	0.7	season-high 8 points vs. Wake Forest (3/2)
31	Onyebuchi Ezeakudo (6-0, 180, So.)	G	1.4	0.4	0.6	3-of-3 from three-point range
35	Max Amadasun (6-10, 230, Fr.)	C	1.0	0.0	0.0	1st career points vs. Northern Illinois (12/5)
42	Chayce Smith (6-3, 185, So.)	G	0.0	0.5	0.0	2 rebounds vs. Northern Illinois (12/5)

• - projected starter

PITT IN THE ACC TOURNAMENT

CHAMPIONSHIP FACTS

Appearances	7
Total Games	13
Overall Record	6-7
Semifinal Appearances	1 (2014)
Championship Game Appearances	0
Titles	0
Overtime	0-0
One-Point Games	1-0
Two-Point Games	0-0
Most Points Scored-Pitt	84 (84-55 win vs. Wake Forest, 3/13/14)
Most Points Scored-Opponent	88 (88-71 loss vs. North Carolina, 3/10/16)
Largest Victory Margin-Pitt	29 (84-55 win vs. Wake Forest, 3/13/14)
Largest Victory Margin-Opponent	17 (88-71 loss vs. North Carolina, 3/10/16)
Largest Halftime Lead	15 (36-21 vs. Boston College, 3/12/19)
Largest Halftime Lead- Opponent	14 (37-23 deficit vs. NC State, 3/11/15)
Consecutive Wins	2 (3/13/14-3/15/14)
Consecutive Losses	2 (3/15/14-3/11/15) 2 (3/8/17-3/6/18)
Last 10	4-6
Last 20	6-7

ACC TOURNAMENT NOTES

- Pitt played in its first ACC Tournament game on March 13, 2014 vs. Wake Forest and registered a 29-point victory (84-55) in Greensboro, N.C.
- **Talib Zanna** (first team) and **Lamar Patterson** (second team) were named to the ACC All-Tournament Team in 2014.
- **Justin Champagnie** scored 31 points, tied for sixth most by a freshman in ACC history, in an 81-72 win over Wake Forest in the opening round of the 2020 ACC Tournament.
- The 2020 New York Life ACC Tournament was cancelled following second round play due to the COVID-19 pandemic.

YEAR BY-YEAR

Year	Site	Arena	Seed	W-L	RS W-L
2014	Greensboro, N.C.	Greensboro Coliseum	5	2-1	11-7
2015	Greensboro, N.C.	Greensboro Coliseum	10	0-1	8-10
2016	Washington, D.C.	Verizon Center	8	1-1	9-9
2017	Brooklyn, N.Y.	Barclays Center	14	1-1	4-14
2018	Brooklyn, N.Y.	Barclays Center	15	0-1	0-18
2019	Charlotte, N.C.	Time Warner Cable Arena	14	1-1	3-15
2020	Greensboro, N.C.	Greensboro Coliseum	13	1-1	6-14
2021	Greensboro, N.C.	Greensboro Coliseum	12	-	6-10

GAME-BY-GAME RESULTS

Date	Opponent (Seed)	Site	W/L	Score
3/13/2014	Wake Forest (12)	Greensboro, N.C.	W	84-55
3/14/2014	North Carolina (4)	Greensboro, N.C.	W	80-75
3/15/2014	Virginia (1)	Greensboro, N.C.	L	48-51
3/11/2015	NC State (7)	Greensboro, N.C.	L	70-81
3/9/2016	Syracuse (9)	Washington, D.C.	W	72-71
3/10/2016	North Carolina (1)	Washington, D.C.	L	71-88
3/7/2017	Georgia Tech (11)	Brooklyn, N.Y.	W	61-59
3/8/2017	Virginia (6)	Brooklyn, N.Y.	L	75-63
3/6/2018	Notre Dame (10)	Brooklyn, N.Y.	L	67-64
3/12/2019	Boston College (11)	Charlotte, N.C.	W	80-70
3/13/2019	Syracuse (6)	Charlotte, N.C.	L	73-59
3/10/2020	Wake Forest (12)	Greensboro, N.C.	W	81-72
3/11/2020	NC State (5)	Greensboro, N.C.	L	73-58
3/9/2021	Miami (13)	Greensboro, N.C.	-	-

TOP ACC CHAMPIONSHIP GAME PERFORMANCES

Rk	Player, Opponent, Date	Points
1.	Justin Champagnie, vs. Wake Forest, 3/10/2020	31
2.	Trey McGowens, vs. Boston College, 3/12/2019	26
3.	Lamar Patterson, vs. Wake Forest, 3/13/2014	24
	Cameron Johnson, vs. Syracuse, 3/9/2016	24
	Jared Wilson-Frame, vs. Syracuse, 3/13/2019	24
6.	Xavier Johnson, vs. Boston College, 3/12/2019	23
7.	Cameron Johnson, vs. Virginia, 3/8/2017	20

REBOUNDS

Rk	Player, Opponent, Date	Rebounds
1.	Talib Zanna, vs. North Carolina, 3/14/2014	19
2.	Terrell Brown, vs. Syracuse, 3/13/2019	13
3.	Eric Hamilton, vs. NC State, 3/12/20	9
	Jared Wilson-Frame, vs. Boston College, 3/12/2019	9
	Kene Chukwuka, vs. Boston College, 3/12/2019	9
	Jamel Artis, vs. Georgia Tech, 3/7/2017	9
	Talib Zanna, vs. Virginia, 3/15/2014	9
	Talib Zanna, vs. Wake Forest, 3/13/2014	9

ASSISTS

Rk	Player, Opponent, Date	Assists
1.	Xavier Johnson, vs. Wake Forest, 3/10/2020	8
2.	Xavier Johnson, vs. Syracuse, 3/13/2019	6
	James Robinson, vs. Wake Forest, 3/13/2014	6
4.	James Robinson, vs. NC State, 3/11/2015	5
	Josh Newkirk, vs. Wake Forest, 3/13/2014	5
	Jamel Artis, vs. Syracuse, 3/9/2016	5

BLOCKED SHOTS

Rk	Player, Opponent, Date	Blocks
1.	Terrell Brown, vs. Boston College, 3/12/2019	3
	Terrell Brown, vs. Notre Dame, 3/6/2018	3

STEALS

Rk	Player, Opponent, Date	Steals
1.	James Robinson, vs. North Carolina, 3/14/2014	4
	Malik Ellison, vs. Syracuse, 3/13/2019	4
	Au'Diese Toney, vs. Wake Forest, 3/10/2020	4
4.	Talib Zanna, vs. Wake Forest, 3/13/2014	3
	Cameron Wright, vs. Virginia, 3/15/2014	3
	Xavier Johnson, vs. Wake Forest, 3/10/2020	3

YEARLY SEEDINGS

Year	Seed	W-L
2014	5	2-1
2015	10	0-1
2016	8	1-1
2017	14	1-1
2018	15	0-1
2019	14	1-1
2020	13	1-1
2021	12	-

RECORD VERSUS SEED

Seed	W-L	Last
No. 1	0-2	2016
No. 2	-	-
No. 3	-	-
No. 4	1-0	2014
No. 5	0-1	2020
No. 6	0-2	2019
No. 7	0-1	2015
No. 8	-	-
No. 9	1-0	2016
No. 10	0-1	2018
No. 11	2-0	2019
No. 12	2-0	2020
No. 13	-	-
No. 14	-	-
No. 15	-	-

RECORD VS. OPPONENTS

Opponent	W-L	Pct.
Boston College	1-0	1.000
Clemson	0-0	.000
Duke	0-0	.000
Florida State	0-0	.000
Georgia Tech	1-0	1.000
Louisville	0-0	.000
Miami	0-0	.000
North Carolina	1-1	.500
NC State	0-2	.000
Notre Dame	0-1	.000
Syracuse	1-1	.500
Virginia	0-2	.000
Virginia Tech	0-0	.000
Wake Forest	2-0	1.000
Totals	6-7	.462

RECORD BY ROUND

Round	W-L	Pct.
First Round	3-1	.750
Second Round	2-4	.333
Quarterfinal	1-1	.500
Semifinal	0-1	.000
Final	0-0	.000
Total	6-7	.462

RECORD BY SITE

Opponent	W-L	Pct.
Brooklyn, N.Y.	1-2	.333
Greensboro, N.C.	3-3	.500
Washington, D.C.	1-1	.500
Charlotte, N.C.	1-1	.500
Totals	6-7	.462

ACC TOURNAMENT RECORDS

INDIVIDUAL RECORDS

GAME RECORDS

Minutes	39, Talib Zanna vs. Virginia, 3/15/2014
Points	31, Justin Champagnie vs. Wake Forest, 3/10/2020
Rebounds	21, Talib Zanna vs. North Carolina, 3/14/2014
Assists	8, Xavier Johnson vs. Wake Forest, 3/10/2020
Field Goals Made	13, Justin Champagnie vs. Wake Forest, 3/10/2020
Field Goal Attempts	19, Justin Champagnie vs. Wake Forest, 3/10/2020

Field Goal Percentage (10+ FGA)	.800, Talib Zanna (8-10) vs. Wake Forest, 3/13/2014
---------------------------------	---

Free Throws Made	10, Trey McGowens vs. Boston College, 3/12/2019
Free Throws Attempted	14, Xavier Johnson vs. Boston College, 3/12/2019

Free Throw Percentage (10+ FTA)	.833, Trey McGowens (10-of-12) vs. Boston College, 3/12/2019
---------------------------------	--

Three-Point FG Made:	8, Jared Wilson-Frame vs. Syracuse, 3/13/2019
Three-Point FG Attempted	16, Jared Wilson-Frame vs. Syracuse, 3/13/2019

Three-Point FG Percentage (5+ 3FGA)	.667 (4-of-6), Jamel Artis vs. Virginia, 3/8/2017
-------------------------------------	---

Offensive Rebounds	10, Talib Zanna vs. North Carolina, 3/14/2014
--------------------	---

Defensive Rebounds	11, Talib Zanna vs. North Carolina, 3/14/2014
--------------------	---

Steals	4, James Robinson vs. North Carolina, 3/14/2014 4, Malik Ellison vs. Syracuse, 3/13/2019 4, Au'Diese Toney vs. Wake Forest, 3/10/2020
--------	---

Turnovers	8, Xavier Johnson vs. NC State, 3/11/2020
Blocked Shots	3, Terrell Brown vs. Notre Dame, 3/6/2018 3, Terrell Brown vs. Boston College, 3/12/2019

Turnovers	8, Xavier Johnson vs. NC State, 3/11/2020
-----------	---

Blocked Shots	3, Terrell Brown vs. Notre Dame, 3/6/2018 3, Terrell Brown vs. Boston College, 3/12/2019
---------------	---

Blocked Shots	3, Terrell Brown vs. Notre Dame, 3/6/2018 3, Terrell Brown vs. Boston College, 3/12/2019
---------------	---

TOURNAMENT RECORDS

Games Played	3, many players
Minutes	102, Lamar Patterson, 2014

Points	51, Lamar Patterson and Talib Zanna, 2014
Scoring Average (2+ Games)	20.0, Jared Wilson-Frame, 2019 20.0, Justin Champagnie, 2020

Rebounds	39, Talib Zanna, 2014
Rebound Average (2+ Games)	13.0, Talib Zanna, 2014

Assists	12, James Robinson, 2014
Assists Average (2+ Games)	4.5, James Robinson, 2016

Field Goals Made	21, Talib Zanna, 2014
Field Goal Attempts	39, Lamar Patterson, 2014

Field Goal Percentage	.677 (21-of-31), Talib Zanna, 2014
-----------------------	------------------------------------

Free Throws Made	10, James Robinson, 2014 10, Trey McGowens, 2019
------------------	---

Free Throws Attempted	14, Xavier Johnson, 2019 14, James Robinson, 2014 14, Josh Newkirk, 2014
-----------------------	--

Free Throw Percentage (10+ FTA)	.900 (9-of-10), Talib Zanna, 2014
---------------------------------	-----------------------------------

Three-Point FG Made	11, Jared Wilson-Frame, 2019
Three-Point FG Attempted	25, Jared Wilson-Frame, 2019

Three-Point FG Percentage (5+ 3FGA)	.571 (4-of-7), Jamel Artis, 2014
-------------------------------------	----------------------------------

Steals	6, James Robinson and Cameron Wright, 2014
Turnovers	11, Xavier Johnson, 2020

Blocked Shots	4, Justin Champagnie, 2020
Blocked Shots Average (2+ Games)	2.0, Justin Champagnie, 2020

CAREER RECORDS

Games Played	8, Michael Young and Jamel Artis, 2014-17
Games Started	8, Michael Young and Jamel Artis, 2014-17

Minutes	200, James Robinson, 2014-16
Points	88, Michael Young, 2014-17

Rebounds	39, Talib Zanna, 2014
Assists	26, James Robinson, 2014-16

Field Goals Made	31, Michael Young, 2014-17
Field Goal Attempts	68, Michael Young, 2014-17

Field Goal Percentage	.677 (21-of-31), Talib Zanna, 2014
Free Throws Made	23, Jamel Artis, 2014-17

Free Throws Attempted	31, Jamel Artis, 2014-17
Free Throw Percentage	.900 (9-of-10), Talib Zanna, 2014

Three-Point FG Made	14, Jared Wilson-Frame, 2018-19 14, Jamel Artis, 2014-17
Three-Point FG Attempted	35, Jared Wilson-Frame, 2018-19

Three-Point FG Percentage	.467 (14-of-30), Jamel Artis, 2015-17
Steals	11, James Robinson, 2014-16

Turnovers	18, Xavier Johnson, 2019-20
Blocked Shots	6, Terrell Brown, 2018-19

TEAM RECORDS

GAME RECORDS

Minutes	200, 13 games
Points	84, Wake Forest, 3/13/2014

Least Points	48, Virginia, 3/15/2014
Rebounds	43, North Carolina, 3/14/2014

Assists	20, Wake Forest, 3/13/2014
Field Goals Made	34, Wake Forest, 3/10/2020

Field Goal Attempts	62, Wake Forest, 3/13/2014
Best Field Goal Percentage	.523 (34-of-55), Wake Forest, 3/10/2020

Worst Field Goal Percentage	.327 (18-of-55), Syracuse, 3/13/2019
Three-Point FG Made	10, Syracuse, 3/13/2019 10, Virginia, 3/8/2017

Three-Point FG Attempted	33, Notre Dame, 3/6/2018
Three-Point FG Percentage (15+ 3FGA)	.438 (7-of-16), Wake Forest, 3/13/2014

Free Throws Made	23, Boston College, 3/12/2019
Free Throws Attempted	41, North Carolina, 3/14/2014

Free Throw Percentage (15+ FTA)	.813 (13-of-16), Syracuse, 3/13/2019
Personal Fouls	26, North Carolina, 3/14/2014

Disqualifications	1, Syracuse, 3/13/2019
Steals	11, Wake Forest, 3/10/2020

Most Turnovers	15, North Carolina, 3/14/2014
Fewest Turnovers	7, NC State, 3/11/2015

Blocked Shots	7, Boston College, 3/13/2019
---------------	------------------------------

Blocked Shots	7, Boston College, 3/13/2019
---------------	------------------------------

Blocked Shots	7, Boston College, 3/13/2019
---------------	------------------------------

Blocked Shots	7, Boston College, 3/13/2019
---------------	------------------------------

Blocked Shots	7, Boston College, 3/13/2019
---------------	------------------------------

Blocked Shots	7, Boston College, 3/13/2019
---------------	------------------------------

Blocked Shots	7, Boston College, 3/13/2019
---------------	------------------------------

Blocked Shots	7, Boston College, 3/13/2019
---------------	------------------------------

Blocked Shots	7, Boston College, 3/13/2019
---------------	------------------------------

Blocked Shots	7, Boston College, 3/13/2019
---------------	------------------------------

Blocked Shots	7, Boston College, 3/13/2019
---------------	------------------------------

Blocked Shots	7, Boston College, 3/13/2019
---------------	------------------------------

Blocked Shots	7, Boston College, 3/13/2019
---------------	------------------------------

Blocked Shots	7, Boston College, 3/13/2019
---------------	------------------------------

Blocked Shots	7, Boston College, 3/13/2019
---------------	------------------------------

Blocked Shots	7, Boston College, 3/13/2019
---------------	------------------------------

OPPONENT RECORDS

INDIVIDUAL GAME RECORDS

Minutes	40, Elijah Hughes, Syracuse, 3/13/2019
Points	40, Michael Gbinije, Syracuse, 3/9/2016

Rebounds	15, Ben Lammers, Georgia Tech, 3/7/2017
Offensive Rebounds	8, Olivier Sarr, Wake Forest, 3/10/2020

Assists	11, Markell Johnson, NC State, 3/11/2020
Field Goals Made	9, 6x; last Devin Daniels, NC State, 3/11/2020

Field Goal Attempts	20, Marcus Paige, North Carolina, 3/15/2014
Field Goal Percentage	.889 (8-of-9), Brice Johnson, North Carolina, 3/15/2014

Field Goal Percentage (10+ FGA)	.727 (8-of-11), Brice Johnson, North Carolina, 3/10/2016
Free Throws Made	12, Anthony Barber, NC State, 3/11/2015

Free Throws Attempted	12, Anthony Barber, NC State, 3/11/2015
Free Throw Percentage (5+ FTA)	1.000 (12-of-12), Anthony Barber, NC State, 3/11/2015 1.000 (5-of-5), Marcus Paige, North Carolina, 3/14/2014

Three-Point FG Made	5, Elijah Hughes, Syracuse, 3/13/2019
Three-Point FG Attempted	12, Marcus Paige, North Carolina, 3/14/2014

Three-Point FG Percentage (5+ 3FGA)	.800 (4-of-5), Anthony Barber, NC State, 3/11/2015
Steals	4, Joel Berry, North Carolina, 3/10/2016

Turnovers	4, Isaiah Mucius, Wake Forest, 3/10/2020 4, Brandon Childress, Wake Forest, 3/10/2020 4, Jahcobi Neath, Wake Forest, 3/10/2020 4, Ky Bowman, Boston College, 3/12/2019 4, Devin Thomas, Wake Forest, 3/13/2014
Blocked Shots	6, Paschal Chukwu, Syracuse, 3/13/2019

Blocked Shots	6, Paschal Chukwu, Syracuse, 3/13/2019
---------------	--

Blocked Shots	6, Paschal Chukwu, Syracuse, 3/13/2019
---------------	--

Blocked Shots	6, Paschal Chukwu, Syracuse, 3/13/2019
---------------	--

Blocked Shots	6, Paschal Chukwu, Syracuse, 3/13/2019
---------------	--

Blocked Shots	6, Paschal Chukwu, Syracuse, 3/13/2019
---------------	--

Blocked Shots	6, Paschal Chukwu, Syracuse, 3/13/2019
---------------	--

Blocked Shots	6, Paschal Chukwu, Syracuse, 3/13/2019
---------------	--

Blocked Shots	6, Paschal Chukwu, Syracuse, 3/13/2019
---------------	--

Blocked Shots	6, Paschal Chukwu, Syracuse, 3/13/2019
---------------	--

Blocked Shots	6, Paschal Chukwu, Syracuse, 3/13/2019
---------------	--

Blocked Shots	6, Paschal Chukwu, Syracuse, 3/13/2019
---------------	--

Blocked Shots	6, Paschal Chukwu, Syracuse, 3/13/2019
---------------	--

Blocked Shots	6, Paschal Chukwu, Syracuse, 3/13/2019
---------------	--

Blocked Shots	6, Paschal Chukwu, Syracuse, 3/13/2019
---------------	--

Blocked Shots	6, Paschal Chukwu, Syracuse, 3/13/2019
---------------	--

Blocked Shots	6, Paschal Chukwu, Syracuse, 3/13/2019
---------------	--

Blocked Shots	6, Paschal Chukwu, Syracuse, 3/13/2019
---------------	--

Blocked Shots	6, Paschal Chukwu, Syracuse, 3/13/2019
---------------	--

Blocked Shots	6, Paschal Chukwu, Syracuse, 3/13/2019
---------------	--

Blocked Shots	6, Paschal Chukwu, Syracuse, 3/13/2019
---------------	--

Blocked Shots	6, Paschal Chukwu, Syracuse, 3/13/2019
---------------	--

Blocked Shots	6, Paschal Chukwu, Syracuse, 3/13/2019
---------------	--

Blocked Shots	6, Paschal Chukwu, Syracuse, 3/13/2019
---------------	--

Blocked Shots	6, Paschal Chukwu, Syracuse, 3/13/2019
---------------	--

Blocked Shots	6, Paschal Chukwu, Syracuse, 3/13/2019
---------------	--

Blocked Shots	6, Paschal Chukwu, Syracuse, 3/13/2019
---------------	--

Blocked Shots	6, Paschal Chukwu, Syracuse, 3/13/2019
---------------	--

Blocked Shots	6, Paschal Chukwu, Syracuse, 3/13/2019
---------------	--

BY THE NUMBERS

- **Justin Champagnie** averaged 20.0 points per game on 17-of-30 (.567) shooting from the field in a pair of ACC Tournament contests last season. He scored a Pitt ACC Tournament-record 31 points on 13-of-17 shooting from the field in an opening round win over Wake Forest.
- **Ithiel Horton** went 4-of-6 from three-point range and finished with a team-high 18 points in a 70-55 win over Miami earlier this season. He ranks 14th in the ACC in three-point field goals (1.95 3pg.).
- **Justin Champagnie** has scored in double figures in all 19 games played this season. Clyde Vaughan (1983), Larry Harris (1976-78), Billy Knight (1974) and Don Hennon (1958) are the only players in program history to score 10 or more points in every game played in a season.
- **Justin Champagnie** has recorded a double-double in 10 of the past 13 games. He is averaging 18.6 points, 10.5 rebounds, 1.2 blocks and 1.4 steals per game, while shooting 49.7 percent (86-of-173) from the field, including 16-of-42 (.381) from three-point range, and 76.1 percent (54-of-71) from the foul line in that span.
- **Nike Sibande** has scored in double figures in two of the past four games and is averaging 12.8 points, 6.3 rebounds and 2.8 assists per game over the past four contests.. He has scored in double figures 78 times in his career and now has 1,536 points, 526 rebounds and 198 three-point field goals in 110 career games.
- **Justin Champagnie** is attempting to become the first Panther to average a double-double for the season since DeJuan Blair (2008-09). Pitt has not had a player average better than 18 points and 10 rebounds per game since Billy Knight (1973-74). At 18.4 points and 11.1 rebounds per game, he is the only major conference player averaging a double-double on the season.
- **Femi Odukale** is averaging 12.5 points, 3.5 rebounds, 3.3 assists and 1.5 steals per game over the past four contests.

PANTHER SPOTLIGHT



- **Justin Champagnie** joins Sam Clancy (1978), Brian Shorter (1989) and DeJuan Blair (2009) as the only Panthers to earn first team all-conference honors as a sophomore.

LAST TIME OUT

- Pitt dropped its regular season finale, 77-62, at Clemson Saturday afternoon at Littlejohn Coliseum.
- The Panthers closed the opening half on a 15-6 run to trail 38-36 at intermission. Pitt shot 55.6 percent (10-of-18) from the field, including 6-of-10 from three-point range, in the opening half.
- Clemson made 12 three-point field goals and shot 55.8 percent (29-of-52) from the field in the contest.
- The Tigers got 45 points off the bench as Al-Amir Dawes made five three-point field goals and finished with a game-high 21 points.
- **Justin Champagnie** scored in double figures for the 19th consecutive game, finishing with 13 points. He was held to a season-low four rebounds and did not shoot a free throw for the first time this season and just the sixth time in 52 career games.
- **Ithiel Horton** went 3-of-5 from three-point range and finished with 11 points for his ninth double-figure scoring game.
- **Femi Odukale** added nine points, three rebounds, three assists and a season-high four steals, while **Nike Sibande** posted seven points on 3-of-4 shooting from the field.

2020-21 STATS COMPARISON

	Pitt	Miami
Points	71.1	65.9
Opp. Points	69.7	71.2
Rebounds	38.4	35.5
Opp. Rebounds	33.0	35.2
Off. Rebounds	12.7	9.7
Opp. Off. Rebounds	9.0	9.2
Field Goal Pct.	.430	.418
Opp. Field Goal Pct.	.435	.445
Three-Point Pct.	.333	.294
Opp. Three-Point Pct.	.326	.369
Three-Point FGs	6.4	5.6
Opp. Three-Point FGs	7.5	9.1
Free Throw Pct.	.673	.693
Opp. Free Throw Pct.	.703	.720
Free Throws Made	14.7	12.8
Opp. Free Throws Made	13.0	8.6
Personal Fouls	17.2	12.5
Opp. Personal Fouls	17.9	15.4
Assists	14.9	11.2
Opp. Assists	15.8	15.1
Turnovers	12.6	12.6
Opp. Turnovers	12.2	12.1
Blocked Shots	3.6	3.9
Opp. Blocked Shots	4.3	4.1
Steals	6.2	6.7
Opp. Steals	5.9	7.1

CHAMPAGNIE NAMED FIRST TEAM ALL-ACC; POTY RUNNER-UP

- **Justin Champagnie** was named First Team All-ACC becoming the first Panther to earn First Team All-ACC accolades. He is the fifth first, second or third team selection, while Pitt has also had three honorable mention selections.
- Champagnie is the first Pitt player to claim first team all-conference honors since Ashton Gibbs was First Team All-Big East in 2011.

First Team All-ACC

Player, School	Vote Pts
Moses Wright, Georgia Tech	344
Justin Champagnie, Pitt	343
Carlík Jones, Louisville	327
Matthew Hurt, Duke	310
Sam Hauser, Virginia	281

Second Team All-ACC

Player, School	Vote Pts
Keve Aluma, Virginia Tech	277
Jose Alvarado, Georgia Tech	244
Jay Huff, Virginia	214
MJ Walker, Florida State	200
Aamir Simms, Clemson	176

Third Team All-ACC

Player, School	Vote Pts
RaiQuan Gray, Florida State	167
Isaiah Wong, Miami	102
Quincy Guerrier, Syracuse	55
Prentiss Hubb, Notre Dame	42
Armando Bacot, North Carolina	41
Scottie Barnes, Florida State	41

ACC Player of the Year

Player, School	Votes
Moses Wright, Georgia Tech	33
Champagnie (13) , Carlík Jones (13), Hauser (5), Alvarado (4), Hurt (3), Aluma (3), Huff (1)	

ACC Freshman of the Year

Player, School	Votes
Scottie Barnes, Florida State	53

ACC Defensive Player of the Year

Player, School	Votes
Jose Alvarado, Georgia Tech	35

ACC Most Improved Player

Player, School	Votes
Matthew Hurt, Duke	17
Wong (13), Champagnie (11) , Wright (11), Gray (10), Laszewski (5), Guerrier (3), Bacot (2), Huff (2), D. Johnson (1)	

All-ACC Freshman Team

Player, School	Votes
Scottie Barnes, Florida State	74
DJ Steward, Duke	67
Day'Ron Sharpe, North Carolina	63
Jae'Lyn Withers, Louisville	58
Caleb Love, North Carolina	32

All-ACC Defensive Team

Player, School	Votes
Jose Alvarado, Georgia Tech	69
Manny Bates, NC State	62
Jay Huff, Virginia	53
Jordan Goldwire, Duke	43
Moses Wright, Georgia Tech	34

Pitt All-Time All-ACC Honors

Player	Season	Team
Justin Champagnie	2021	1st
Michael Young	2017	3rd
Jamel Artis	2017	HM
Michael Young	2016	3rd
Jamel Artis	2015	3rd
Michael Young	2015	HM
Lamar Patterson	2014	2nd
Talib Zanna	2014	HM

HOME COURT ADVANTAGE

• Pitt has compiled a 269-72 (.789) record, including a 159-11 (.935) ledger in non-conference play, at the Petersen Events Center.

• Pitt is 25-26 (.490) versus teams ranked in the top 25 of the AP Poll at the Petersen Events Center, with a 14-8 (.636) mark against top-10 teams and a 9-3 (.750) ledger versus teams ranked in the top-5.

NCAA • Homecourt Wins since 2002-03 Season

Rk	Team	Wins
1.	Kansas	295
2.	Memphis	287
3.	Syracuse	281
4.	Duke	279
5.	Kentucky	277
6.	Creighton	273
7.	Pitt	269
	Wisconsin	269
9.	Michigan State	264
10.	Gonzaga	260

through March 7

BOARD WORK

• Pitt has outrebounded its opponent 14 times and ranks second in the ACC in rebounds per game (38.4 rpg.). The Panthers are also second in the ACC (22nd in the NCAA) in offensive rebounds (12.7 orpg.).

• Pitt has been outrebounded in each of the past three seasons and has not averaged 38.5 or more rebounds in a season since the 2010-11 campaign.

• The Panthers' 38.4 rebounds per game is tied for the ninth most in the past 40 seasons. Pitt has averaged 40 or more rebounds per game three times in that span.

• Pitt has grabbed 20 or more offensive rebounds on four occasions. **Justin Champagnie** ranks second in the ACC (28th nationally) with 3.26 offensive rebounds per game.

• The Panthers are third in the ACC (37th nationally) with a +5.6 rebound margin. Pitt has not had a rebound margin of over five since the 2015-16 season.

NCAA • Offensive Rebound Leaders

Rk	School (Conference)	RPG
1.	North Carolina (ACC)	15.36
2.	Buffalo (MAC)	14.71
3.	Houston (AAC)	14.65
4.	Texas Rio Grande Valley (WAC)	13.83
5.	Coastal Carolina (Sun Belt)	13.77
6.	West Virginia (Big 12)	13.73
7.	CSU Bakersfield (Big West)	13.56
8.	Winthrop (Big South)	13.52
9.	New Mexico (Mountain West)	13.48
10.	Long Island (NEC)	13.33
11.	Morgan State (MEAC)	13.21
12.	Portland State (Big Sky)	13.19
13.	UNC Greensboro (SoCon)	13.15
14.	South Carolina (SEC)	13.10
15.	Northern Illinois (MAC)	13.00
16.	South Florida (AAC)	12.95
17.	Auburn (SEC)	12.92
18.	Kent State (MAC)	12.91
19.	Connecticut (Big East)	12.90
20.	Youngstown State (Horizon)	12.85
21.	Baylor (Big 12)	12.76
22.	Pitt (ACC)	12.71

Pitt • Rebounds Per Game Since 1980-81

Rk	Season	RPG
1.	1986-87	41.5
2.	1993-94	41.0
3.	1992-93	40.1
4.	2010-11	39.9
5.	2008-09	39.8
6.	1980-81	39.0
7.	2005-06	38.8
	1994-95	38.8
9.	2020-21	38.4
	2001-02	38.4

TALE OF TWO HALVES

• Pitt has started slowly on the offensive end in the opening half of games before rebounding in the second half of play. The Panthers' scoring improves by 8.1 points per game with their field goal percentage (.390 to .468) and three-point percentage (.297 to .386) also making significant improvements after intermission.

ACC • Lowest First Half FG Percentage

Rk	School	FG PCT	FG-FGA
1.	Clemson	.383	230-of-601
2.	Pitt	.390	234-of-600
3.	Miami	.397	265-of-667
4.	Wake Forest	.398	227-of-571
5.	Boston College	.407	228-of-560

ACC • Best Second Half FG Percentage

Rk	School	FG PCT	FG-FGA
1.	Georgia Tech	.511	338-of-662
2.	Virginia	.489	298-of-609
3.	Virginia Tech	.473	254-of-537
4.	Notre Dame	.470	309-of-657
5.	Pitt	.468	291-of-622

ACC • Largest FG Percentage Improvement

Rk	School	1st	2nd	+
1.	Pitt	.390	.468	.078
	Clemson	.383	.461	.078
3.	Georgia Tech	.445	.511	.066
4.	Miami	.397	.441	.044
5.	Virginia Tech	.430	.473	.043

Pitt • Statistical Breakdown by Half

	1st	2nd
Points	31.5	39.6
Opp. Points	33.3	36.4
Rebounds	19.7	18.7
Opp. Rebounds	17.0	16.0
Off. Rebounds	6.3	6.5
Opp. Off. Rebounds	4.3	4.8
Field Goal Pct.	.390	.468
Opp. Field Goal Pct.	.432	.438
Three-Point Pct.	.297	.386
Opp. Three-Point Pct.	.331	.322
Three-Point FGs	3.3	3.0
Opp. Three-Point FGs	4.0	3.5
Free Throw Pct.	.661	.681
Opp. Free Throw Pct.	.669	.717
Free Throws Made	5.9	8.9
Opp. Free Throws Made	3.8	9.2
Personal Fouls	6.9	10.5
Opp. Personal Fouls	8.0	10.0
Assists	6.7	8.0
Opp. Assists	8.0	7.8
Turnovers	7.4	5.1
Opp. Turnovers	6.1	6.1
Blocked Shots	1.9	1.7
Opp. Blocked Shots	1.7	2.7
Steals	2.8	3.4
Opp. Steals	3.6	2.3

PITT SEASON & CAREER TOTALS

	2020-21	Career
Double-Figure Scoring Games		
Nike Sibande	2 (1-1)	78 (36-42)
Justin Champagnie	19 (9-10)	42 (20-22)
Ithiel Horton	9 (5-4)	31 (18-13)
Terrell Brown	1 (0-1)	19 (7-12)
Femi Odukale	3 (1-2)	3 (1-2)
Abdoul Karim Coulibaly	1 (0-1)	3 (1-2)

30+ Point Games

Justin Champagnie	1 (1-0)	3 (3-0)
Nike Sibande	-	1 (1-0)
Ithiel Horton	-	1 (1-0)

20+ Point Games

Nike Sibande	1 (1-0)	27 (12-15)
Justin Champagnie	8 (6-2)	14 (11-3)
Ithiel Horton	1 (1-0)	8 (5-3)

20+ Rebound Games

Justin Champagnie	2 (2-0)	2 (2-0)
-------------------	---------	---------

10+ Rebound Games

Justin Champagnie	13 (7-6)	20 (10-10)
Nike Sibande	-	9 (4-5)
Terrell Brown	1 (0-1)	2 (0-2)

10+ Assist Games

Xavier Johnson	2 (1-1)	5 (4-1)
----------------	---------	---------

Double-Doubles

Justin Champagnie	13 (7-6)	19 (10-9)
Nike Sibande	-	9 (4-5)
Terrell Brown	1 (0-1)	1 (0-1)

3+ Three-Point FG Games

Nike Sibande	1 (1-0)	36 (16-20)
Ithiel Horton	9 (5-4)	23 (13-10)
Justin Champagnie	3 (2-1)	8 (7-1)

Scoring Leaders

Nike Sibande	1 (1-0)	52 (20-32)
Justin Champagnie	11 (4-7)	23 (11-12)
Ithiel Horton	3 (2-1)	15 (8-7)
Terrell Brown	-	3 (1-2)
Femi Odukale	2 (0-2)	2 (0-2)

Rebounding Leaders

Justin Champagnie	16 (9-7)	34 (16-18)
Nike Sibande	-	23 (12-11)
Terrell Brown	1 (0-1)	15 (2-13)
John Hugley	2 (0-2)	2 (0-2)
Abdoul Karim Coulibaly	-	1 (1-0)

Assists Leaders

Nike Sibande	3 (1-2)	11 (2-9)
Femi Odukale	6 (1-5)	6 (1-5)
Justin Champagnie	2 (2-0)	3 (2-1)
Ithiel Horton	1 (0-1)	3 (0-3)
Terrell Brown	-	1 (1-0)

Record in such games in ()

STREAKS

Overall	Lost 1
Unranked teams anywhere	Lost 1
Ranked teams anywhere	Lost 2
Home	Won 1
Home ACC	Won 1
Home non-conference	Won 3
Home unranked non-conference	Won 3
Home ranked teams	Lost 1
Home unranked teams	Lost 3
Road	Lost 5
Road ACC	Lost 5
Road ranked teams	Lost 22
Road unranked teams	Lost 3
Neutral	Lost 1
Neutral ranked teams	Lost 5
Neutral unranked teams	Lost 1

Consecutive Made Free Throws (active streak)

William Jeffress	6
Gerald Drumgoole, Jr.	5
Justin Champagnie	2
Terrell Brown	2
Femi Odukale	1
Abdoul Karim Coulibaly	1
Noah Collier	1
Curtis Aiken, Jr.	1

Consecutive Games (Played) with a Three-Point Field Goal

Nike Sibande	5
Justin Champagnie	2
Ithiel Horton	1
Femi Odukale	1
Gerald Drumgoole, Jr.	1
Onyebuchi Ezeakudo	1

Games Played	2020-21	Career
Terrell Brown	20 (9-11)	116 (47-70)
Nike Sibande	13 (4-9)	110 (48-62)
Ithiel Horton	21 (10-11)	54 (26-28)
Justin Champagnie	19 (9-10)	52 (25-27)
Abdoul Karim Coulibaly	21 (10-11)	47 (22-25)
Gerald Drumgoole, Jr.	9 (4-5)	30 (12-18)
Onyebuchi Ezeakudo	7 (4-3)	24 (15-9)
Femi Odukale	21 (10-11)	21 (10-11)
William Jeffress	15 (8-7)	15 (8-7)
Noah Collier	11 (7-4)	11 (7-4)
Curtis Aiken, Jr.	1 (1-0)	7 (3-4)
John Hugley	7 (5-2)	7 (5-2)
Chayce Smith	3 (3-0)	4 (4-0)
Aidan Fisch	4 (3-1)	4 (3-1)
Max Amadasun	4 (2-2)	4 (2-2)

Starts	Consecutive	Career
Nike Sibande	5 (1-4)	102 (45-57)
Justin Champagnie	1 (0-1)	46 (22-24)
Terrell Brown	-	45 (12-33)
Ithiel Horton	-	41 (18-23)
Abdoul Karim Coulibaly	1 (0-1)	19 (9-10)
Femi Odukale	-	4 (2-2)
William Jeffress	2 (1-1)	3 (2-1)
Gerald Drumgoole, Jr.	-	2 (1-1)
John Hugley	-	1 (0-1)
Noah Collier	-	1 (0-1)
Onyebuchi Ezeakudo	1 (0-1)	1 (0-1)

Record in such games at Pitt in ()

CHAMPAGNIE POPPIN' OFF

• Justin Champagnie has established himself as one of the top players in the NCAA in his second season at Pitt. He leads the ACC in rebounds (11.1 rpg.) and double-doubles (13) and ranks second in scoring (18.4 ppg.).

• Champagnie is the 20th ACC player (23 times) to average a double-double in the past 25 seasons. 16 of the 23 times that has been accomplished the player has earned First Team All-ACC accolades.

• Champagnie enters the ACC Tournament 0.3 points per game behind conference scoring leader Matthew Hurt (Duke). He is attempting to become the 12th player (14th time) to lead the ACC in scoring and rebounds.

• Champagnie is one of five players in the country and the only major conference player averaging 18+ points and 10+ rebounds per game. He is the only major conference player averaging a double-double.

• Champagnie also ranks in the top 10 among active ACC players in offensive rebounds (3.26 orpg. - 2nd), defensive rebounds (7.84 drpg. - 1st), double-doubles (13 - 1st), field goal percentage (.494 - 9th), free throw percentage (.726 - 10th), blocks (1.16 bpg. - 10th) and minutes played (34.56 - 9th).

• Champagnie has scored in double figures in all 19 games played this season and in 42 of 52 career contests.

• Champagnie set a school record for most rebounds in a two-game span with 41 boards in wins over Gardner-Webb (21) and Northwestern (20).

• Champagnie posted three consecutive 20+ point, 10+ rebound games (Dec. 5-12) matching the most by a Pitt player since the 1986-87 season. He has six 20/10 games, tied for sixth most in a season at Pitt.

• Champagnie tallied 20 points and 13 rebounds for his eighth 20/10 game and 13th double-double of the season against Wake Forest.

• Champagnie scored 21 points and grabbed 10 rebounds against No. 16 Florida State.

• Champagnie recorded a double-double with 18 points and 10 rebounds against NC State. He set career highs in free throws made (11) and free throw attempts (16) in the contest.

• Champagnie collected his fourth consecutive double-double with 18 points and 10 rebounds at No. 14 Virginia.

• Champagnie registered a double-double with 10 points and 13 rebounds in a win over No. 16 Virginia Tech.

• Champagnie delivered 23 points and 10 rebounds against North Carolina. He went 7-of-9 from the field, including 4-of-5 from three-point range, in the contest.

• Champagnie recorded 31 points, 14 rebounds and five blocked shots in a home win over Duke to become the first player in program history to record 30+ points, 10+ rebounds and 5+ blocks in a game. Pitt began tracking blocks during the 1974-75 season. He was 12-of-15 from the field with four three-point field goals in the contest.

• Champagnie's 30/10 game against Duke was the 28th such game in program history and the first since Sam Young tallied 31 points and 10 rebounds against Connecticut March, 7, 2009.

• Champagnie scored 24 points and grabbed 16 rebounds in a home win over Syracuse after missing the previous two games with a knee injury suffered in practice on Dec. 20.

• Champagnie became the only ACC player since 1970 to record consecutive 20/20 games with a 24-point, 21-rebound effort against Gardner-Webb. His 21 rebounds is tied for the seventh most in program history.

• Champagnie recorded the first 20/20 game by a Pitt player since the 2008-09 season with 20 points and 20 rebounds in the ACC-Big Ten Challenge win over Northwestern. His 20 rebounds is an ACC-Big Ten Challenge record.

• Champagnie's 20-rebound effort at Northwestern was the first 20+ rebound game by a Panther since Talib Zanna had 21 boards in an ACC Tournament win over North Carolina March 14, 2014. His 15 defensive rebounds in the contest is tied for fourth best at Pitt.

• Champagnie registered the second 20-10 game of his career with 22 points and 10 rebounds against Northern Illinois. He was 8-of-13 from the field, including 4-of-6 from three-point range, in the win.

• Champagnie went 7-of-11 from the field and finished with 19 points, seven rebounds, two blocks and two steals in a win over Drexel.

NCAA • Rebound Leaders

Rk	Player, School	RPG
1.	Fardaws, Aimaq, Utah Valley	15.1
2.	Jayveous McKinnis, Jackson State	12.6
3.	Norchad Omier, Arkansas State	12.3
4.	Charles Bassey, Western Kentucky	11.8
5.	Dylan Painter, Delaware	11.6
	Elyjah Gross, IUPUI	11.6
7.	Justin Champagnie, Pitt	11.1
	Terry Taylor, Austin Peay	11.1

NCAA • Double-Double Leaders

Rk	Player, School	GM	Total
1.	Terry Taylor, Austin Peay	27	20
2.	Kofi Cockburn, Illinois	26	15
	Ruot Monyong, Little Rock	26	15
	Charles Bassey, Western Kentucky	23	15
5.	Fardaws Aimaq, Utah Valley	21	14
	Norchad Omier, Arkansas State	22	14
	Jordan Goodwin, Saint Louis	20	14
8.	Justin Champagnie, Pitt	19	13
	Johni Broome, Morehead State	29	13
	Neemias Queta, Utah State	25	13
	Baylor Scheierman, South Dakota St.	22	13
	Hayden Brown, The Citadel	24	13

Players to Lead the ACC in Scoring & Rebounds

Player, School	Year	PPG	RPG	All-ACC
Grady Wallace, South Carolina	1957	31.2	14.4	1st
Pete Brennan, UNC	1958	21.3	11.7	1st, POTY
John Richter, NC State	1959	17.0	14.2	1st
Lee Chappell, Wake Forest	1961	26.6	14.0	1st, POTY
Lee Chappell, Wake Forest	1962	30.1	15.2	1st, POTY
Billy Cunningham, UNC	1964	26.0	15.8	1st
Billy Cunningham, UNC	1965	25.4	14.3	1st, POTY
Rod Griffin, Wake Forest	1978	21.5	10.0	1st
Horace Grant, Clemson	1987	21.0	9.6	1st, POTY
Tim Duncan, Wake Forest	1997	20.8	14.7	1st, POTY
Antwan Jamison, UNC	1998	22.2	10.5	1st, POTY
Tyler Hansbrough, UNC	2008	22.6	10.2	1st, POTY
Marvin Bagley, Duke	2018	21.0	11.1	1st, POTY
Justin Champagnie, Pitt	2021	18.4*	11.1	1st

* currently 0.3 ppg. behind Matthew Hurt (Duke)

Major Conference Players Averaging A Double-Double

Player, Team (Conference)	PPG	RPG
Justin Champagnie, Pitt (ACC)	18.4	11.1

NCAA • Players Averaging 18+ Points & 10+ Rebounds

Player, Team	PPG	RPG
Justin Champagnie, Pitt	18.4	11.1
Hayden Brown, The Citadel	18.8	10.5
Terry Taylor, Austin Peay	21.6	11.1
Santi Aldama, Loyola [Md.]	21.0	10.2
Kevin Obanor, Oral Roberts	18.6	10.0

Pitt • Players To Average 18+ Points & 10+ Rebounds

Player, Season	PPG	RPG
Justin Champagnie, 2020-21	18.4	11.1
Billy Knight, 1973-74	21.8	13.4
Billy Knight, 1972-73	23.7	11.0
Billy Knight, 1971-72	21.0	11.5
Bob Lazor, 1955-56	19.8	11.6
Ed Pavlick, 1954-55	23.9	11.0

Pitt • Top Rebound Averages Since 1970

Rk	Player, Season	RPG
1.	Jerome Lane, 1987	13.5
2.	Billy Knight, 1974	13.4
3.	Sam Clancy, 1979	12.5
4.	DeJuan Blari, 2009	12.3
5.	Jerome Lane, 1988	12.2
6.	Sam Clancy, 1978	12.1
7.	Billy Knight, 1972	11.5
8.	Justin Champagnie, 2021	11.1
	Sam Clancy, 1980	11.1
10.	Billy Knight, 1973	11.0

Pitt • Defensive Rebounds in a Game

Rk	Player, Opponent, Date	DReb
1.	Jerome Lane, at Connecticut, 2/21/87	17
	DeJuan Blair, at Connecticut, 2/16/09	17
3.	Chris McNeal, Boston College, 3/3/92	16
4.	Justin Champagnie, at Northwestern, 12/9/20	15
	Jerome Lane, Florida, 1/2/88	15
	Jerome Lane, Providence, 1/25/88	15
7.	6x; last Justin Champagnie, Gardner-Webb, 12/12/20	14

Pitt • Most Rebounds in Two-Game Span

Rk	Player	Total
1.	Justin Champagnie	41
	20 at Northwestern (12/9/20), 21 vs. Gardner-Webb (12/12/20)	
2.	DeJuan Blair	40
	23 at Connecticut (2/16/09), 18 vs. DePaul (2/21/09)	
3.	Jerome Lane	38
	21 at Connecticut (2/21/87), 17-Villanova (2/23/87)	

Pitt • Consecutive 20/10 Games Since 1986-87

Rk	Player, Dates	Total
1.	Justin Champagnie, Dec. 5-12, 2020	3
	Eric Mobley, Feb. 19-26, 1994	3
	Brian Shorter, Jan. 23-31, 1990	3

Pitt • 20/10 Games in a Season Since 1986-87

Rk	Player, Year	Total
1.	DeJuan Blair, 2008-09	11
	Brian Shorter, 1989-90	11
	Jerome Lane, 1986-87	11
4.	Brian Shorter, 1988-89	9
5.	Justin Champagnie, 2020-21	8
	Charles Smith, 1986-87	8

RARE AIR FOR SUPER SOPH

• Justin Champagnie has placed himself among elite company at Pitt through his first two seasons. He is one of just five players in program history to record over 700 points and 400 rebounds through their sophomore season.

• Champagnie ranks eighth at Pitt in scoring through sophomore season despite his 2020-21 campaign being limited to 19 games thus far.

• Champagnie is looking to become the first player in program history to lead the team in scoring as a freshman and as a sophomore.

• Champagnie is on pace to join Sam Clancy and DeJuan Blair as the only Panthers to lead the team in rebounding in their freshman and sophomore seasons.

• Champagnie is attempting to become just the fifth player in program history to lead the team in scoring and rebounds in consecutive seasons.

Pitt • Scoring Leaders Through Sophomore Season

Rk	Player, Years	Fr.	So.	Total
1.	DeJuan Blair, 2008-09	429	550	979
2.	Xavier Johnson, 2019-20	512	385	897
3.	Charles Smith, 1985-86	435	461	896
4.	Sam Clancy, 1978-79	378	447	825
5.	Jerome Lane, 1986-87	264	522	786
6.	Larry Harris, 1975-76	207	574	781
7.	Clyde Vaughan, 1981-82	228	541	769
8.	Justin Champagnie, 2020-21	419	349	768
9.	Jason Matthews, 1988-89	247	496	743
10.	Demetrius Gore, 1985-86	268	466	734

Pitt • 700+ PTS & 400+ REBS Through Sophomore Season

Player, Years	GAMES	PTS	REB
Sam Clancy, 1978-79	56	825	689
Charles Smith, 1985-86	58	896	466
Jerome Lane, 1986-87	62	786	592
DeJuan Blair, 2008-09	72	979	769
Justin Champagnie, 2020-21	52	768	443

Pitt • Led the Team in PTS & REBS in Consecutive Seasons

Player	Year	Year	Year
Billy Knight	1971-72	1972-73	1973-74
Clyde Vaughan	1981-82	1982-83	1983-84
Brian Shorter	-	1988-89	1989-90
Michael Young	-	2015-16	2016-17
Justin Champagnie	-	2019-20	2020-21

ELITE COMPANY IN 20/20 CLUB

• Justin Champagnie joined some elite company with his 20-point, 20-rebound game at Northwestern, posting the 14th 20/20 game in program history.

• Champagnie recorded 20 points and 20 rebounds, while playing all 40 minutes in a 71-70 win at Northwestern to become just the fourth major conference player in the past 25 years to accomplish that feat.

• Champagnie's 20/20 game was the 13th such game in the ACC over the past 25 seasons. At 6-6, he also became the shortest player in that span to register a 20-20 game.

• Champagnie recorded 24 points and 21 rebounds against Gardner-Webb to join Caleb Swanigan (Purdue) and Blake Griffin (Oklahoma) as the only players in the past 25 years with consecutive 20/20 games.

• Champagnie is one of six ACC players in the ACC since 1970 to record two or more 20/20 games in a season. Tim Duncan (Wake Forest) was the last ACC player to accomplish the feat during the 1996-97 season.

• Champagnie is the first ACC player to record consecutive 20/20 games since Tom Burleson (NC State) during the 1971-72 season.

20/20 in 40 Minute Games by Major Conference Players in the Past 25 Seasons

Player, Opponent, Date	MIN	PTS	REB
J. Champagnie, at Northwestern, 12/9/20	40	20	20
Ben Simmons, vs. Marquette, 11/23/15	40	21	20
Kevin Durant, at Texas Tech, 1/31/17	40	37	23
Tim Duncan, at Virginia, 2/22/97	40	21	23

HONORS & AWARDS

Justin Champagnie

- First Team All-ACC
- ACC Player of the Year (HoopsHD.com)
- Karl Malone Award Finalist
- Naismith Trophy Midseason Team
- Wooden Award Late Season Top 20 Watch List
- Naismith Defensive POTY Watch List
- Dick Vitale Midseason First Team All-America
- ACC Player of the Week (Jan. 25)
- ACC Co-Player of the Week (Jan. 18)
- ACC Player of the Week (Dec. 14)
- Dick Vitale/ESPN National Player of the Week (Dec. 14)
- College Sports Madness ACC & National POTW (Dec. 14)
- HoopsHD.com 2020 All-ACC (Dec. 31)

CAREER DOUBLE-DOUBLES

Player	Opponent, Date	Pts/Rebs
Justin Champagnie	Wake Forest, 3/2/21	20/13
Justin Champagnie	at NC State, 2/28/21	15/12
Terrell Brown	at NC State, 2/28/21	11/11
Justin Champagnie	Florida State, 2/20/21	21/10
Justin Champagnie	NC State, 2/17/21	18/10
Justin Champagnie	Virginia, 2/6/21	18/10
Justin Champagnie	Virginia Tech, 2/3/21	10/13
Justin Champagnie	Notre Dame, 1/30/21	19/11
Justin Champagnie	UNC, 1/26/21	23/10
Justin Champagnie	Duke, 1/19/21	31/14
Justin Champagnie	Syracuse, 1/16/21	24/16
Justin Champagnie	Gardner-Webb, 12/12/20	24/21
Justin Champagnie	at Northwestern, 12/9/20	20/20
Justin Champagnie	Northern Ill., 12/5/20	22/10
*Nike Sibande	Bowling Green, 2/29/20	24/11
Justin Champagnie	Syracuse, 2/26/20	13/17
*Nike Sibande	at Akron, 2/22/20	14/11
Justin Champagnie	at Notre Dame, 2/5/20	20/11
Au'Diese Toney	Miami, 2/2/20	15/10
Justin Champagnie	Boston College, 1/22/20	17/10
*Nike Sibande	at Ball State, 1/18/20	16/10
*Nike Sibande	Kent State, 1/14/20	25/10
Justin Champagnie	Louisville, 1/14/20	11/11
*Nike Sibande	Bradley, 12/21/19	18/11
Justin Champagnie	Binghamton, 12/20/19	14/10
*Nike Sibande	vs. Drake, 11/25/19	16/11
Justin Champagnie	Monmouth, 11/18/19	12/10
*Nike Sibande	at Akron, 3/11/19	25/10
*Nike Sibande	Kent State, 3/5/19	21/10
*Nike Sibande	at Ohio, 2/17/18	22/10

* at Miami [Ohio]

WIN/LOSS STATS COMPARISON

	Wins	Losses
Record	10-0	0-11
Points	77.1	65.6
Opp. Points	64.6	74.4
Rebounds	43.3	33.9
Opp. Rebounds	32.8	33.1
Off. Rebounds	12.3	13.1
Opp. Off. Rebounds	9.1	8.8
Field Goal Pct.	.448	.413
Opp. Field Goal Pct.	.379	.492
Three-Point Pct.	.335	.332
Opp. Three-Point Pct.	.268	.395
Three-Point FGs	7.2	5.6
Opp. Three-Point FGs	7.0	8.0
Free Throw Pct.	.687	.657
Opp. Free Throw Pct.	.689	.714
Free Throws Made	17.3	12.4
Opp. Free Throws Made	12.2	13.6
Personal Fouls	17.3	17.2
Opponent Personal Fouls	19.8	16.2
Assists	16.7	13.2
Opp. Assists	15.1	16.4
Turnovers	12.1	13.0
Opp. Turnovers	12.0	12.5
Blocked Shots	4.0	3.2
Opp. Blocked Shots	4.6	4.1
Steals	6.3	6.1
Opp. Steals	6.0	5.7

HOME/ROAD STATS COMPARISON

	Home	Road
Record	7-6	3-5
Points	73.8	66.8
Opp. Points	70.5	68.4
Rebounds	38.1	38.9
Opp. Rebounds	35.2	29.3
Off. Rebounds	12.4	13.3
Opp. Off. Rebounds	10.8	6.0
Field Goal Pct.	.438	.416
Opp. Field Goal Pct.	.437	.432
Three-Point Pct.	.322	.355
Opp. Three-Point Pct.	.297	.366
Three-Point FGs	6.5	6.3
Opp. Three-Point FGs	6.4	9.4
Free Throw Pct.	.683	.654
Opp. Free Throw Pct.	.690	.723
Free Throws Made	16.1	12.5
Opp. Free Throws Made	12.3	14.0
Personal Fouls	17.0	17.6
Opponent Personal Fouls	18.6	16.8
Assists	16.3	12.5
Opp. Assists	16.5	14.6
Turnovers	11.7	13.9
Opp. Turnovers	12.2	12.4
Blocked Shots	4.6	1.9
Opp. Blocked Shots	4.3	4.4
Steals	6.0	6.5
Opp. Steals	5.5	6.5

20/20 in 40 Minute Games by All NCAA Players in the Past 10 Seasons vs. Division I Opponents

Player, Opponent, Date	MIN	PTS	REB
J. Champagnie, at Northwestern, 12/9/20	40	20	20
James Thompson (EMU), vs. Ball State, 3/5/19	40	20	23
Mike Daum (SDST), vs. North Dakota, 1/16/19	40	34	21
Ben Simmons (LSU), vs. Marquette, 11/23/15	40	21	20
Kendall Gray (DSU), vs. Coppin State, 3/5/15	40	33	30
Willis Hall (CofC), vs. Davidson, 1/1/14	40	26	21

Pitt • 20/20 Games

Player, Opponent, Date	PTS	REB
Justin Champagnie, Gardner-Webb, 12/12/20	24	21
Justin Champagnie, at Northwestern, 12/9/20	20	20
DeJuan Blair, at Connecticut, 2/16/09	23	22
DeJuan Blair, Notre Dame, 1/31/09	27	20
Chris McNeal, vs. Boston College, 3/3/92	27	20
Bobby Martin, at Georgetown, 2/7/90	27	20
Brian Shorter, vs. Northwestern, 12/28/88	26	20
Jerome Lane, at Connecticut, 2/21/87	20	21
Sam Clancy, Duquesne, 2/22/78	20	20
Mel Bennett, at West Virginia, 3/7/75	22	21
Billy Knight, Buffalo, 1/20/74	25	21
Billy Knight, Syracuse, 2/11/72	33	20
Billy Knight, Lafayette, 1/26/72	26	21
Paul O'Gorek, at George Washington, 1/6/71	25	20
Jim LaValley, Carnegie Tech, 12/1/66	26	20

ACC • 20/20 Games Since 1970 (as a member of the ACC)

Player, Opponent, Date	PTS	REB
Justin Champagnie, Gardner-Webb, 12/12/20	24	21
Justin Champagnie, at Northwestern, 12/9/20	20	20
Marvin Bagley (DU), Florida State, 12/30/17	32	21
Brice Johnson (UNC), at Florida State, 1/4/16	39	23
Jahlil Okafor (DU), Elon, 12/15/2014	25	20
Tyler Zeller (UNC), vs. Ohio, 3/23/12	20	22
Tyler Hansbrough (UNC), at Florida State, 2/3/08	22	21
Eric Williams (WF), at Clemson, 1/11/06	22	20
Sean May (UNC), Duke, 3/6/05	26	24
Travis Watson (UVA), Wofford, 1/2/03	21	20
Elton Brand (DU), vs. Fresno State, 11/28/98	21	21
Tim Duncan (WFU), vs. St. Mary's, 3/14/97	22	22
Tim Duncan (WFU), at Virginia, 2/22/97	21	23
Serge Zwikker (UNC), USC, 12/6/96	22	20
Tim Duncan (WFU), Florida State, 1/7/95	26	20
Joe Smith (MD), Florida State, 1/11/94	23	20
Dale Davis (CU), South Carolina State, 12/17/90	22	21
Dale Davis (CU), North Carolina, 2/1/89	21	21
Horace Grant (CU), Wake Forest, 2/18/87	33	20
Horace Grant (CU), Georgia State, 12/18/85	21	20
Ralph Sampson (UVA), NC State, 1/12/83	33	21
Ralph Sampson (UVA), Wake Forest, 2/24/82	22	20
Ralph Sampson (UVA), Virginia Tech, 2/6/82	25	21
Tree Rollins (CU), Maryland, 1/19/77	22	23
Tree Rollins (CU), Georgia Tech, 1/8/77	20	20
Tree Rollins (CU), Tennessee Tech, 12/11/76	28	23
Mitch Kupchak (UNC), at Tulane, 2/14/76	35	21
Tree Rollins (CU), St. John's, 12/1/73	22	20
Tom Burleson (NCST), Pitt, 1/22/72	27	23
Tom Burleson (NCST), Clemson, 1/17/72	24	21
David Angel (CU), vs. Auburn, 12/30/71	27	22
Tom Burleson (NCST), Purdue, 12/10/71	24	21
Tom Burleson (NCST), Georgia, 12/4/71	37	21
Randy Denton (DU), vs. St. Bonaventure, 3/27/71	23	20
Randy Denton (DU), vs. Northwestern, 12/29/70	23	25
Randy Denton (DU), Maryland, 2/21/70	24	21

NCAA • Multiple 20/20 Games In a Season Past 25 Seasons

Rk	Player, School, Year	Total
1.	John Bryant, Santa Clara, 2008-09	6
2.	Caleb Swanigan, Purdue, 2016-17	4
3.	Mike Daum, South Dakota State, 2018-19	3
	Kenneth Faried, Morehead State, 2010-11	3
	Jason Thompson, Rider, 2007-08	3
6.	11 players; last Justin Champagnie, Pitt, 2020-21	2

NCAA • Consecutive 20/20 Games Past 25 Seasons

Player, School	Total
Justin Champagnie, Pitt	2
Gardner-Webb, 12/12/20, 24/21; at Northwestern, 12/9/20, 20/20	
Caleb Swanigan	2
Northwestern, 12/21/16, 32/20; Western Illinois, 12/19/16, 21/21	
Blake Griffin	2
Gardner-Webb, 11/22/08, 35/21; Davidson, 11/18/08, 25/21	

CHAMPAGNIE BROTHERS PUTTING UP BIG NUMBERS

• Justin Champagnie and his twin brother Julian Champagnie (St. John's) are in the midst of one of the most productive seasons by a brother duo. The Champagnie brothers combine to average 38.3 points and 18.4 rebounds per game.

• The Champagnie's are looking to become the eighth pair of brothers to each average better than 18.0 points per game in the same season. The brother duo is also attempting to become the sixth brother duo (seventh time) since at least the 1958-59 season to average better than 35 points and 15 rebounds per game.

Champagnie Brothers Stat Lines

Player, Team	PPG	RPG	FG%	3FG%
Justin Champagnie, Pitt	18.4	11.1	.494	.333
Julian Champagnie, St. John's	19.9	7.3	.439	.387

Brothers to Each Average 18+ PPG In Same Season

Player, Team	Season	PPG
Justin Champagnie, Pitt	2020-21	18.4
Julian Champagnie, St. John's	2020-21	19.9
Jordan Howard, Central Arkansas	2017-18	25.1
Markus Howard, Marquette	2017-18	20.4
Steph Curry, Davidson	2008-09	28.6
Seth Curry, Liberty	2008-09	20.2
Chavis Holmes, VMI	2008-09	22.0
Travis Holmes, VMI	2008-09	19.1
Damon Williams, VMI	1989-90	20.7
Ramon Williams, VMI	1989-90	18.6
Ramon Williams, VMI	1988-89	18.7
Damon Williams, VMI	1988-89	18.2
Dick Van Arsdale, Indiana	1963-64	22.3
Tom Van Arsdale, Indiana	1963-64	21.3
Tom Stith, St. Bonaventure	1959-60	31.5
Sam Stith, St. Bonaventure	1959-60	20.5

Brother Tandems to Average 35+ PPG & 15+ RPG In A Season

Player, Team	Season	PPG	RPG
Justin Champagnie, Pitt	2020-21	18.4	11.1
Julian Champagnie, St. John's	2020-21	19.9	7.3
		38.3	18.4
Jason Thompson, Rider	2007-08	20.4	12.1
Ryan Thompson, Rider	2007-08	15.0	6.2
		35.4	18.3
Horace Grant, Clemson	1986-87	21.0	9.6
Harvey Grant, Oklahoma	1986-87	16.9	9.9
		37.9	19.5
Mark Acres, Oral Roberts	1983-84	20.8	10.5
Jeff Acres, Oral Roberts	1983-84	15.0	7.5
		35.8	18.0
Tom Van Arsdale, Indiana	1964-65	18.4	8.5
Dick Van Arsdale, Indiana	1964-65	17.2	8.7
		35.6	17.2
Dick Van Arsdale, Indiana	1963-64	22.3	12.4
Tom Van Arsdale, Indiana	1963-64	21.3	12.3
		43.6	24.7
Tom Stith, St. Bonaventure	1959-60	31.5	11.4
Sam Stith, St. Bonaventure	1959-60	20.5	7.2
		52.0	18.6

HORTON BOLSTERING BACKCOURT

- **Ithiel Horton** has recorded nine double-figure scoring games and is averaging 8.9 points per game, while shooting 36.9 percent (41-of-111) from three-point range.
- Horton leads the Panthers with 41 three-point field goals and ranks 11th in ACC play in three-point field goals (2.13 3pg.).
- Horton has made four or more threes in a game 16 times in his career. He has 120 career three-point field goals and is shooting 39.5 percent (120-of-304) from beyond the arc.
- Horton went 3-of-5 from three-point range and finished with 11 points at Clemson.
- Horton scored a team-high 18 points and made four three-point field goals at Georgia Tech.
- Horton knocked down three three-pointers and finished with 15 points and four rebounds at No. 14 Virginia.
- Horton came off the bench to knock down four three-point field goals and finished with 15 points in a home win over No. 16 Virginia Tech.
- Horton knocked down a pair of three-point field goals and finished with 12 points, four rebounds and two assists against North Carolina.
- Horton recorded a season-high 20 points and matched a career-high six rebounds in a home win over Syracuse. He went 7-of-12 from the field, including 5-of-10 from three-point range.
- Horton scored a team-high 14 points and went 4-of-11 from three-point range in a road win over Syracuse.
- Horton scored a season-high 18 points - all in the second half - of a road win at Miami. He went 6-of-8 from the field, including 4-of-5 from three-point range in the second half of play.
- Horton knocked down five three-point field goals and finished with 15 points and four assists in a win over Northern Illinois.

Career 4+ Three-Point Field Goal Games

Opponent, Date	PTS	3FG
UNC Wilmington, 1/10/19	31	9
vs. William & Mary, 3/10/19	26	6
Hofstra, 3/2/19	26	6
Syracuse, 1/16/20	20	5
Northern Illinois, 12/5/20	15	5
vs. Hofstra, 3/11/19	21	5
at Georgia Tech, 2/14/21	18	4
Virginia Tech, 2/3/21	15	4
at Syracuse, 1/6/21	14	4
at Miami, 12/16/20	18	4
Northeastern, 2/28/19	16	4
at Northeastern, 12/30/18	27	4
Navy, 12/5/18	22	4
at Columbia, 12/2/18	20	4
UMES, 11/30/18	17	4
UNC Greensboro, 11/23/18	18	4

GROWTH IN YEAR TWO FOR COULIBALY

- **Abdoul Karim Coulibaly** has started 20 games and is averaging 5.4 points and 4.1 rebounds, while shooting 51.7 percent (46-of-89) from the field.
- Coulibaly finished with eight points, six rebounds, three assists and two steals in 25 minutes of action in a win over Wake Forest.
- Coulibaly delivered eight points, three rebounds, one block and two steals in 23 minutes against No. 16 Florida State.
- Coulibaly posted nine points, six rebounds and two assists at No. 14 Virginia.

- Coulibaly scored a career-high 15 points on 4-of-6 shooting from the field and 6-of-7 from the foul line at Wake Forest.
- Coulibaly grabbed a career-high nine rebounds to go along with six points and two blocks in a win over Gardner-Webb.

WHAT CAN BROWN DO FOR YOU?

- **Terrell Brown** is averaging 1.45 blocks per game for his career, eighth best in program history. He leads all active players in the ACC and ranks tied for third in the Pitt record books with 170 career blocked shots.
- Brown recorded his first career double-double with 11 points and 11 rebounds at NC State. He also added two blocks for his 45th career multi-block game.
- Brown came off the bench to spark a Panther comeback win at Syracuse finishing with eight points and four rebounds in just under 18 minutes of action.
- Brown posted season highs in rebounds (7) and blocks (3) in 25 minutes of action at home against NC State.

Pitt • Career Blocks

Rk	Player, Years	Blocks
1.	Charles Smith, 1984-88	346
2.	Eric Mobley, 1991-94	184
3.	Sam Clancy, 1977-81	170
	Terrell Brown, 2017-p.	170
5.	Isaac Hawkins, 1996-01	143

Pitt • Career Blocks Per Game

Rk	Player, Years	GM	BLKS	BPG
1.	Charles Smith, 1984-88	122	346	2.84
2.	Eric Mobley, 1991-94	88	184	2.09
3.	Mark Blount, 1995-97	56	105	1.88
4.	Attila Cosby, 1997-99	55	96	1.75
5.	Chris Taft, 2003-05	65	110	1.69
6.	Jaime Peterson, 1993-95	54	89	1.65
7.	Sam Clancy, 1977-81	116	170	1.47
8.	Terrell Brown, 2017-p.	117	170	1.45
9.	Isaac Hawkins, 1996-01	118	143	1.21
10.	Aaron Gray, 2003-07	113	130	1.15

FEMI GETTIN' BUCKETS

- **Femi Odukale** has stepped up over the past 14 games to provide a lift in the backcourt for the Panthers. He has scored in double figures three times and is averaging 7.1 points, 2.8 rebounds and 2.5 assists in 22.6 minutes per game in that span.
- Odukale has played 25+ minutes in a game five times (Louisville, at Syracuse, at NC State, Wake Forest). He is averaging 11.6 points and 4.2 rebounds per game, while going 20-of-47 (.426) from the field when playing 25+ minutes per game.
- Odukale went 6-of-11 from the field and 5-7 from the foul line en route to a season-high 18 points at NC State. He also added four rebounds and five assists with just one turnover in a season-high 38 minutes of action.
- Odukale had eight points, three rebounds and three assists against No. 16 Florida State.
- Odukale recorded seven points, four rebounds and an assist, while making his first career start in a win over No. 16 Virginia Tech.
- Odukale posted a season-high eight assists with no turnovers to go along with five points and two rebounds in a home win over Syracuse.

- Odukale tallied 10 points and a season-best seven rebounds in a win at Syracuse. He had six points, three rebounds and an assist in the final 3:37 of play as Pitt outscored the Orange, 15-3, to overcome a nine-point deficit.
- Odukale scored a season-high 16 points on 7-of-15 shooting from the field against Louisville. He went 5-of-5 and scored 12 points during four minute stretch of play in the first half.

JUST DO IT

- **Nike Sibande** missed Pitt's first five games of the season, while awaiting the NCAA decision on immediate eligibility for transfers. He also missed time following the holiday break due to COVID-19 contact tracing.
- Sibande has scored in double figures in two of the past four games and is averaging 12.8 points, 6.3 rebounds and 2.8 assists per game over the past four contests.
- Sibande posted season highs in points (23), rebounds (9), assists (4), blocks (1), steals (2) and three-point field goals (3) in a home win over Wake Forest.
- Sibande had nine points, five rebounds and three assists in his fifth start of the season at NC State.
- Sibande recorded 12 points and seven rebounds in 36 minutes of action vs. No. 16 Florida State.
- Sibande scored eight points against Louisville in his first start as a Panther before missing Pitt's road win at Syracuse due to COVID-19 protocols.
- Sibande had three points and two rebounds in eight minutes of action in a win at Miami in his debut. He found out he would be able to play in the game 55 minutes before tip off.
- Sibande has made 197 three-point field goals and is an outstanding rebounder from the guard position, averaging 4.8 rebounds per game for his career.
- Sibande recorded 1,463 points in three seasons at Miami [Ohio] with 76 double-figure scoring games in 97 games, including 26 games with 20 or more points scored.

YOUTH MOVEMENT

- Freshman **Will Jeffress** is one of the youngest players in the NCAA after bypassing his final year of high school to sign with the Panthers for the 2020-21 season. He made his college debut at 17 years, five months and 22 days old, becoming the youngest ACC player to compete in a game since Brad Daugherty debuted for North Carolina at 17 years, one month and one day old Nov. 20, 1982.
- Jeffress scored a season-high eight points to go along with three rebounds, two assists and two blocks in a home win over Wake Forest. He played a season-high 37 minutes in the contest.
- Jeffress recorded two points, a season-high eight rebounds and an assist, while making his first career start at Syracuse.
- Jeffress finished with seven points, four rebounds and a steal in a season-high 33 minutes of action at Northwestern.
- Jeffress registered seven points, four rebounds, one assist and a steal in his Pitt debut.

Youngest player in NCAA DI - 2020-21

Player, School	DOB	Debut
Pavlo Dziuba, Arizona State	7/3/03	11/25/20
17 years, 4 months, 22 days		
William Jeffress, Pitt	6/3/03	11/25/20
17 years, 5 months, 22 days		

Youngest Player in ACC Basketball (research dates back to 1976)

Player, School	DOB	Debut
Brad Daugherty, North Carolina	10/19/65	11/20/82
17 years, 1 month, 1 day		
Mike Gminski, Duke	8/3/59	11/26/76
17 years, 3 months, 23 days		
William Jeffress, Pitt	6/3/03	11/25/20
17 years, 5 months, 22 days		
CJ Felder, Boston College	12/7/01	11/6/19
17 years, 10 months, 29 days		

Youngest Player to Start an ACC Game (research dates back to 1976)

Player, School	DOB	ACC Start
Brad Daugherty, North Carolina	10/19/65	1/13/83
17 years, 2 months, 24 days		
Mike Gminski, Duke	8/3/59	1/12/77
17 years, 5 months, 9 days		
William Jeffress, Pitt	6/3/03	1/6/21
17 years, 7 months, 3 days		

JOHNSON ENTERS TRANSFER PORTAL

• Head coach **Jeff Capel** announced the departure of Xavier Johnson Feb. 24 after both parties mutually agreed that it was in everyone's best interest to part ways. Johnson entered the NCAA Transfer Portal on that same date.

• Johnson concludes his Pitt career with 1,152 points and 415 assists. He scored in double figures in 64 of 84 career games and averaged 13.7 points, 3.7 rebounds and 4.9 assists per game.

• Johnson had scored in double figures 13 times and was averaging 14.2 points, 3.4 rebounds, 5.7 assists and 1.3 steals per game this season. He ranked among the ACC leaders in scoring (16th), free throw percentage (.787 - 7th), assists (2nd) and assist-to-turnover ratio (1.75:1 - 9th).

• Johnson was the 12th player in program history to collect 1,000+ points and 400+ assists in a career. He was in line to become the eighth Panther to lead the team in assists in three seasons before his departure.

TONY ENTERS TRANSFER PORTAL

• **Au'Diese Toney** entered the NCAA Transfer Portal Thursday, Feb. 25. He was averaging a career-best 14.4 points and 5.9 rebounds per game.

• Toney scored 15 or more points in nine games, including three 20+ point efforts. He is one of the top wing defenders in the conference.

• Toney ranked among the ACC leaders in scoring (14.4 ppg. - 13th), free throw attempts (87 FTA - 5th), offensive rebounds (2.31 - 11th) and minutes (34.96 mpg. - 8th).

SCORING SURGE VS. THE ORANGE

• Pitt scored a season-high 96 points, including 64 in the second half of play, in a home win over Syracuse. Capel-led teams are now 27-1 all-time, including a 4-0 mark at Pitt, when scoring 90 or more points in a game.

• The Panthers scored 64 points in the second half, the most by the program since joining the ACC and the fourth most in program history.

• The 96 points scored are the most in a conference game since a 101-96 double-overtime win against Wake Forest Feb. 16, 2016 and the most by the Panthers in a regulation (no overtimes) conference game since posting a 98-79 win over DePaul March 9, 2008.

• **Justin Champagnie** (24), Xavier Johnson (23), **Ithiel Horton** (20) and **Au'Diese Toney** (18) combined for 85 of the team's 96 points in the win.

• Pitt's 20-point margin of victory is the largest against an ACC opponent since an 84-61 win over Boston College Jan. 16, 2016 and tied for the fourth largest in ACC regular season play.

Most Points in an ACC Game

Rk	Opponent, Date	Points
1.	Wake Forest, 2/16/16 [20T]	101
2.	Syracuse, 1/16/21	96
3.	Virginia Tech, 1/31/16	90
4.	Louisville, 1/9/19 [0T]	89
	Georgia Tech, 1/6/16	89
	North Carolina, 2/14/15	89

Pitt • Points in a Half

Rk	Opponent, Date	Pts
1.	Syracuse, 2/13/70	69
2.	Boston College, 1/31/90	67
	Providence, 2/10/90	67
4.	Syracuse, 1/16/21	64
5.	Chicago State, 1/17/87	62
	Youngstown State, 11/27/93	62

Largest Margin of Victory in an ACC Regular Season Game

Rk	Opponent, Date	Score	Margin
1.	Clemson, 1/21/14	76-43	33
2.	Boston College, 1/16/16	84-61	23
3.	Syracuse, 1/16/21	96-76	20
	Maryland, 1/6/14	79-59	20
5.	Virginia Tech, 1/31/16	90-71	19

CARDIAC PANTHERS TOP 'CUSE

• Pitt recorded its second come-from-behind road win with a 63-60 victory at Syracuse. An Au'Diese Toney tip-in with 8.2 seconds remaining gave the Panthers their first lead of the game and erased a 14-point halftime deficit.

• The Panthers erased an 18-point first half deficit, a 14-point halftime margin, a 12-point deficit with 6:57 remaining and a nine-point margin with 4:08 left to play in the contest.

• The 12-point deficit erased in the final seven minutes of play is the largest margin overcome to win a game in the final seven minutes of play in program history.

• Pitt trailed for 39:06 of game action before taking the lead on the Toney tip-in, setting a program record for most consecutive minutes trailed before winning a game.

Largest Second Half Deficit Overcome to Win

Rk	Opponent, Date	Margin
1.	Purdue, 12/2/60	-22
	(trailed 54-32 with 16:00 to go, won 81-80)	
2.	Oakland, 11/17/12	-18
	(trailed 48-30 with 11:34 to go, won 72-62 in OT)	
3.	at St. Francis [Pa.], 12/1/90	-17
	(trailed 63-46 with 16:38 to go, won 91-85)	
4.	at Syracuse, 1/6/21	-16
	(trailed 49-33 with 11:05 to go, won 63-60)	
	at Duquesne, 12/2/09	-16
	(trailed 40-24 with 17:32 to go, won 67-58 in 20T)	

Largest Deficit Overcome to Win • Less than 7:00 Left

Rk	Opponent, Date	Margin
1.	at Syracuse, 1/6/21	-12
	(trailed 53-41 with 6:57 to go, won 63-60)	
2.	Ohio, 2/13/75	-11
	(trailed 65-54 with 3:47 to go, won 72-71)	
	at Syracuse, 3/1/08	-11
	(trailed 75-64 with 3:49 to go, won 82-77)	
4.	Purdue, 12/2/60	-10
	(trailed 69-59 with 7:00 to go, won 81-80)	
	Coppin State, 12/27/93	-10
	(trailed 61-51 with 7:42 left, won 76-70)	
	at Boston College, 1/6/15	-10
	(trailed 53-43 with 3:04 to go, won 61-60 in OT)	
7.	at Northwestern, 12/9/20	-9
	(trailed 64-55 with 4:19 left, won 71-70)	
	West Virginia, 2/17/99	-9
	(trailed 47-38 with 5:00 to go, won 69-67)	
	at West Virginia, 3/5/1949	-9
	(trailed by 9 points with 3:00 to play, won 34-32)	
	St. Bonaventure, 12/15/79	-9
	(trailed 56-47, won 71-70)	

Most Consecutive Minutes Trailed Before Winning

Rk	Opponent, Date	Minutes
1.	at Syracuse, 1/6/21	39:06
	(took first lead with 8.2 second left, won 63-60)	
2.	at Northwestern, 12/9/20	38:13
	(took first lead with 5.8 second left, won 71-70)	
3.	at Duquesne (MA), 12/2/09	36:58
	(tied game with 2:06 left in regulation, won 67-58 in 20T)	
4.	Oakland, 11/17/12	32:20
	(tied game with 10 seconds remaining, won 72-62 OT)	

Largest Halftime Turnaround in Conference Play

Rk	Opp. (Conference), Date	Halftime	Final	Turn
1.	at Connecticut (BEC), 1/22/05	-11 (43-32)	76-66	+21
	West Virginia (E8), 2/21/81	-4 (29-25)	81-64	+21
3.	at NC State (ACC), 1/4/14	-8 (34-26)	74-62	+20
	at Syracuse (BEC), 2/10/02	-8 (35-27)	75-63	+20
5.	Villanova (BEC), 3/6/04	-5 (22-17)	59-45	+19
	Notre Dame (BEC), 1/31/09	-6 (45-39)	93-80	+19
7.	at Georgetown (BEC), 2/24/04	-8 (28-20)	68-58	+18
	at West Virginia (BEC), 2/16/02	-8 (45-37)	85-75	+18
9.	at Syracuse (ACC), (1/6/21)	-14 (32-18)	63-60	+17
	at North Carolina (ACC), 1/8/20	-9 (37-28)	73-65	+17

Largest Halftime Deficit Overcome to Win

Rk	Opponent, Date	Halftime	Final
1.	Massachusetts, 12/8/67	-20 (38-18)	73-71
2.	Duquesne, 2/10/37	-15 (30-15)	51-50
3.	at Syracuse, 1/6/21	-14 (32-18)	63-60
	Oakland (OT), 11/17/12	-14 (34-20)	72-62
	Virginia Tech, 12/4/64	-14 (48-34)	74-69

LATE GAME HEROICS IN EVANSTON

• Pitt secured a come-from-behind, 71-70, win over Northwestern on a **Justin Champagnie** dunk off a dump down pass from Xavier Johnson with 5.8 seconds remaining. The basket gave the Panthers their first lead of the contest after trailing for 38:13.

• The Panthers erased a 14-point first half deficit, an 11-point halftime margin, a nine-point deficit with 4:16 remaining and a five-point margin with 1:27 left to play in the contest.

Largest Deficit Overcome to Win • Less than 1:30 Left

Rk	Opponent, Date	Margin
1.	Oakland, 11/17/12 (trailed 58-51 with 1:07 to go, won 72-62 in OT) West Virginia, 2/12/10 (trailed 66-59 with 1:13 to go, won 98-95 in 3OT)	-7
3.	at Boston College, 1/6/15 (trailed 53-47 with 1:28 to go, won 61-60 in OT) Rutgers, 1/17/98 (trailed 83-77 with 35 seconds to go, won 86-85 in OT) at Temple, 1/4/82 (trailed 56-50 with 1:37 to go, won 60-59)	-6
6.	8x; last at Northwestern, 12/9/20 (trailed 70-65 with 1:27 left, won 71-70)	-5

THREES, DIMES AND SOLID D

- Pitt exploded for 89 points in a Dec. 5 win over Northern Illinois as terrific passing and elite long range shooting led to a 30-point win.
- The Panthers went 14-of-29 (.483) from three-point range as **Ithiel Horton** and **Justin Champagnie** combined to go 9-of-16 (.563) from beyond the arc. The 14 made threes are the most under **Jeff Capel** and tied for the second most in a game in program history.
- Pitt assisted on 86.7 percent (26-of-30) of its made field goals against the Huskies. The 26 assists were the most in a game under Capel and the most since the Panthers had 29 assists against Gardner-Webb Nov. 14, 2016.
- The Panthers defense also delivered in the win creating 18 turnovers which resulted in a +30 margin (33-3) in points off turnovers. The 33 points scored off turnovers is the most in program history. Points off turnovers stat tracking began in 2012-13.

Pitt • Three-Point Field Goals in a Game

Rk	Opponent, Date	3FGM
1.	Notre Dame, 1/29/97	16
2.	Northern Illinois, 12/5/20	14
	McNeese State, 12/16/17	14
	Wofford, 3/14/12	14
	Marshall, 12/6/90	14
	Miami [Fla.], 2/18/95	14
	Maryland-Baltimore County, 12/13/08	14
	Albany, 11/28/03	14
	vs. Georgia, 12/17/94	14

20+ Assist Games Under Jeff Capel

Rk	Opponent, Date	Assists
1.	Northern Illinois, 12/5/20	26
2.	VMI, 11/9/18	24
3.	Troy, 11/12/18	20

Pitt • Points off Opponent Turnovers

Rk	Opponent, Date	Total	Margin
1.	Northern Illinois, 12/5/20	33	+30
2.	Virginia Tech, 1/31/16	33	+29

SHOOTING STARS

- Pitt shot 62.0 percent (31-of-50) from the field in a win over Drexel, marking the second time under **Jeff Capel** the Panthers have shot better than 60 percent from the field.
- Xavier Johnson (9-of-13), Au'Diese Toney (7-of-11) and **Justin Champagnie** (7-of-11) combined to shoot 23-of-35 (.657) from the field.
- Pitt shot 83.9 percent (26-of-31) on its two-point field goal attempts against the Dragons, the best shooting performance from inside the three-point arc in program history.

60 Percent Shooting Games Under Jeff Capel

Opponent, Date	FG-FGA	PCT	Result
VMI, 11/9/19	33-of-52	.635	W, 94-55
Drexel, 11/28/20	31-of-50	.620	W, 83-74

Pitt • Top Two-Point Field Goal PCT Games

Rk	Opponent, Date	Overall FG PCT	2FG PCT
1.	Drexel, 11/28/20	.620 (31-of-50)	.839 (26-of-31)
2.	Mt. St. Mary's, 11/9/12	.708 (34-of-48)	.786 (33-of-42)
3.	vs. Kent State, 3/17/06	.674 (31-of-46)	.781 (25-of-32)
4.	Cincinnati, 2/14/09	.674 (31-of-46)	.765 (26-of-34)
5.	Robert Morris, 1/4/03	.631 (41-of-65)	.741 (40-of-54)

TOP SCORING TRIOS

- Xavier Johnson (27), Au'Diese Toney (20) and **Justin Champagnie** (19) combined for 66 points in a Nov. 28 win over Drexel, the sixth most points by a Pitt trio in the past 10 seasons.
- Champagnie, Johnson and Toney combined to go 23-of-35 (.657) from the field in the win over the Dragons.

Pitt • Top Scoring Trio Games in the Past 10 Seasons

Rk	Opponent, Date	Points
1.	Marshall, 12/28/16 Artis (30), Young (30), Jeter (21)	81
2.	Marshall, 12/28/16 Artis (30), Young (30), Johnson (16)	76
3.	Syracuse, 1/16/21 Champagnie (24), Johnson (23), Horton (20)	67
	Marshall, 12/28/16 Artis (30), Jeter (21), Johnson (16)	67
	Marshall, 12/28/16 Young (30), Jeter (21), Johnson (16)	67
	at Louisville, 1/11/17 Artis (43), Young (17), Jeter (7)	67
7.	Drexel, 11/28/20 Johnson (27), Toney (20), Champagnie (19)	66
8.	Eastern Michigan, 11/11/16 Artis (27), Young (26), Jeter (12)	65
	vs. Boston College, 3/12/19 McGowens (26), Johnson (23), Wilson-Frame (16)	65
	Louisville, 1/9/19 McGowens (33), Johnson (21), Brown (11)	65
	New Orleans, 12/20/18 McGowens (24), Johnson (21), Toney (20)	65

ON THE GLASS

- Pitt recorded 22 offensive rebounds in the season opener, marking the second time under head coach **Jeff Capel** the Panthers have recorded 20 or more offensive rebounds in a game. The Panthers were only able to convert the 22 offensive boards into 16 second chance points.
- Pitt registered 47 rebounds against Saint Francis, marking the third time under Capel the Panthers have collected 45 or more rebounds in a game.
- The Panthers collected 50 or more rebounds in consecutive games against Northwestern and Gardner-Webb. Pitt grabbed 20 offensive rebounds in the win over the Runnin' Bulldogs and had a +20 rebound margin in both contests.
- Pitt delivered a dominating performance on the backboards at Syracuse with a 49-33 rebounding advantage. The Panthers recorded 21 second chance points with a 20-9 edge in offensive boards.

20+ Offensive Rebound Games Under Jeff Capel

Opponent, Date	OReb	2nd Pts	Result
Saint Francis, 11/25/20	22	16	L, 80-70
at NC State, 2/28/21	20	15	L, 65-63
at Syracuse, 1/6/21	20	21	W, 63-60
Gardner-Webb, 12/12/20	20	19	W, 67-50
at Boston College, 2/12/19	20	17	L, 66-57

45+ Rebound Games Under Jeff Capel

Opponent, Date	Reb	Margin	Result
Gardner-Webb, 12/12/20	58	+20	W, 67-50
at Northwestern, 12/9/20	54	+20	W, 71-70
Maryland Eastern Shore, 12/15/18	51	+19	W, 78-43
at Syracuse, 1/6/21	49	+16	W, 63-60
Saint Francis, 11/25/20	47	+9	L, 80-70
North Carolina, 1/5/18	46	-5	L, 85-60

NATIONAL ACCOLADES ADDING UP FOR CHAMPAGNIE

- **Justin Champagnie** continues to garner national attention for his play this season earning Midseason First Team All-America recognition from Dick Vitale/ESPN.
- Champagnie was selected as one of five finalists for the Karl Malone Award, given annually to the top power forward in the country by Naismith Memorial Basketball Hall of Fame.
- Champagnie was named to the Wooden Award Late Season Top 20 Watch List as announced by the Los Angeles Athletic Club Feb. 1. He is looking to become the first Wooden Award finalist from Pitt since DeJuan Blair (2008-09).
- Champagnie was one of 15 players placed on the Naismith National Defensive Player of the Year watch list.
- Champagnie is one of 30 players selected by the Atlanta Tipoff Club to the Naismith Trophy Midseason Team.
- Champagnie is also one of 35 players named to the Collegelinsider.com Lute Olson Award midseason watch list.

Karl Malone Award Finalists

Player	School
Justin Champagnie	Pitt
Drew Timme	Gonzaga
Trayce Jackson-Davis	Indiana
Sandro Mamukelashvili	Seton Hall
Jeremiah Robinson-Earl	Villanova

Naismith National Defensive Player of the Year Watch List

Player	School
Charles Bassey	Western Kentucky
Jared Butler	Baylor
Justin Champagnie	Pitt
Kihei Clark	Virginia
Marcus Garrett	Kansas
Jacob Gilyard	Richmond
Herb Jones	Alabama
Devante' Jones	Coastal Carolina
Davion Mitchell	Baylor
Evan Mobley	USC
Yves Pons	Tennessee
Neemias Queta	Utah State
Aamir Simms	Clemson
Mark Vital	Baylor
Frans Wagner	Michigan

Wooden Award Late Season Top 20 Watch List

Player	School
Charles Bassey	Western Kentucky
James Bouknight	Connecticut
Jared Butler	Baylor
Marcus Carr	Minnesota
Justin Champagnie	Pitt
Kofi Cockburn	Illinois
Cade Cunningham	Oklahoma State
Hunter Dickinson	Michigan
Ayo Dosunmu	Illinois
Luka Garza*	Iowa
Collin Gillespie	Villanova
Quentin Grimes	Houston
Ron Harper Jr.	Rutgers
Trayce Jackson-Davis	Indiana
Carlik Jones	Louisville
Corey Kispert	Gonzaga
Evan Mobley	USC
Jeremiah Robinson-Earl	Villanova
Jalen Suggs	Gonzaga
Drew Timme	Gonzaga

Dick Vitale/ESPN Midseason All-America First Team

Player	School
Luka Garza	Iowa
Justin Champagnie	Pitt
Jared Butler	Baylor
Ayo Dosunmu	Illinois
Jalen Suggs	Gonzaga

CHAMPAGNIE EARNS ACC PLAYER OF THE WEEK HONORS

• **Justin Champagnie** earned ACC Player of the Week honors for the third time Jan. 25 after averaging 24.0 points, 11.0 rebounds, 2.5 blocks and 3.5 steals per game, while going 19-of-27 (.704) from the field, including 6-of-10 (.600) from three-point range, against Duke and Wake Forest. • Champagnie became the second Pitt player, joining Lamar Patterson (2013-14), to earn ACC Player of the Week accolades three times in a season.

• Champagnie claimed ACC Player of the Week recognition Jan. 18 and Jan. 25 to join Michael Young (2016-17) as the only Panthers to claim the honors in consecutive weeks since joining the ACC. He also became the first repeat ACC Player of the Week selection since Joel Berry (North Carolina) claimed honors Jan. 9 and Jan. 16, 2017. • Champagnie became the third Pitt player to earn multiple ACC Player of the Week honors in a season collecting recognition for the second time Jan. 18 following a 24-point, 16-rebound performance in a home win over Syracuse.

• Champagnie became the first Panther to earn ACC Player of the Week honors since Michael Young collected the honor twice (Nov. 14 and Nov. 21) during the 2016-17 season. Champagnie averaged 22.0 points, 20.5 rebounds per game in a pair of wins from Dec. 7-13.

• Champagnie recorded 20/20 games in wins over Northwestern (20/20) and Gardiner-Webb (24-21) to become the first ACC player since Tom Burlinson (NC State) during the 1971-72 season with back-to-back 20/20 games.

Pitt • Multiple Conference POTW Awards

Player, Years	Conference	Awards
Justin Champagnie, 2020-21	ACC	3
Lamar Patterson, 2013-14	ACC	3
Sam Young, 2007-08, 2008-09	Big East	3
Carl Krauser, 2003-04, 2004-05	Big East	3
Brandin Knight, 2001-02, 2002-03	Big East	3
Vonteego Cummings, 1996-97, 1997-98	Big East	3
Clyde Vaughan, 1981-82, 1982-83	Eastern 8, BE	3
Sam Clancy, 1978-79, 1980-81	Eastern 8	3

PRESEASON ACC PROJECTIONS

• Pitt was picked to finish 13th in the Atlantic Coast Conference as voted upon by the league's media as part of its virtual media day in November.

2020-21 ACC Predicted Order of Finish

Rk	School	Points
1.	Virginia	2214 (97)
2.	Duke	2146 (34)
3.	Florida State	1973 (15)
4.	North Carolina	1933 (7)
5.	Louisville	1693 (2)
6.	Syracuse	1234
7.	Miami	1223
8.	NC State	1149
9.	Georgia Tech	1147
10.	Clemson	1057
11.	Virginia Tech	794
12.	Notre Dame	769
13.	Pitt	635
14.	Boston College	404
15.	Wake Forest	229

First-place votes in parentheses; 155 total voters

FATHER-SON COACH COMBOS

• **Jeff Capel** is one of 16 sons of former Division I head coaches serving in the same capacity in the NCAA this season.

Father-Son Division I Head Coach Combos

Father	Son (School)
Jeff Capel II	Jeff Capel III (Pitt)
Dick Bennett	Tony Bennett (Virginia)
Kermit Davis, Sr.	Kermit Davis, Jr. (Mississippi)
Charlie Spoonhour	Jay Spoonhour (Eastern Illinois)
Rick Pitino	Richard Pitino (Minnesota)
Ralph Willard	Kevin Willard (Seton Hall)
Tony Barone, Sr.	Brian Barone (SIUE)
Homer Drew	Scott Drew (Baylor)
	Bryce Drew (Grand Canyon)
Tom Davis	Keno Davis (Central Michigan)
Mike Dunleavy, Sr.	Baker Dunleavy (Quinnipiac)
Jim Dutcher	Brian Dutcher (San Diego State)
Joe Gottfried	Mike Gottfried (Cal State Northridge)
Bill Musselman	Eric Musselman (Arkansas)
Skip Prosser	Mark Prosser (Western Carolina)
Bo Ryan	Will Ryan (Green Bay)

FATHER-SON PITT COMBOS

• Redshirt sophomore guard **Curtis Aiken, Jr.**, is the son of former Panther standout and current member of the Pitt radio broadcast team Curtis Aiken. The elder Aiken scored 1,200 career points for the Panthers from 1983-1987.

• Junior guard **Chayce Smith** joined the program as a walk-on prior to the 2019-20 season. He is the son of Pitt all-time leading scorer and 1988 NBA First Round Draft selection Charles Smith (third overall).

Father-Son Pitt Combos

Father (Years)	Son (Years)
Samuel David (1945-49)	Joey David (1983-86)
Brian Generalovich (1961-64)	Brock Generalovich (1989-93)
Gilbert Johnson (1988-90)	Cameron Johnson (2014-17)
Curtis Aiken (1983-87)	Curtis Aiken, Jr. (2018-p.)
Charles Smith (1984-88)	Chayce Smith (2019-p.)

FAMILY AFFAIR

• Head coach **Jeff Capel** is joined on the coaching staff by his younger brother **Jason Capel**. They are the first brother coaching combination in the ACC since Seth Greenberg and Brad Greenberg were together on the staff at Virginia Tech from 2003-07.

SEASONED STAFF

• Head coach **Jeff Capel** has assembled an impressive coaching staff featuring three former Division I head coaches - **Tim O'Toole** (Fairfield - 1998-2006), **Milan Brown** (Holy Cross - 2010-15 & Mount St. Mary's - 2003-10) and **Jason Capel** (Appalachian State - 2010-13). Iowa is the only other team in the country with three former Division I head coaches currently serving as assistant coaches.

Former Head Coaches on Staff

Rk	School	Total
1.	Pitt	3
	Tim O'Toole - Fairfield	
	Milan Brown - Mount St. Mary & Holy Cross	
	Jason Capel - Appalachian State	
	Iowa	3
	Kirk Speraw - Central Florida	
	Sherman Dillard - Indiana State & James Madison	
	Billy Taylor - Lehigh	
3.	Michigan State	2
	Dane Fife - IPFW	
	Mike Garland - Cleveland State	
	Tulane	2
	Ray McCallum - Ball State, Houston & Detroit	
	Kevin Johnson - Centenary	
	Washington	2
	Cameron Dollar - Seattle	
	Dave Rice - UNLV	
	Colorado	2
	Bill Grier - San Diego	
	Rick Ray - SEMO, Mississippi State	
	Fordham	2
	Dennis Felton - WKU, Georgia, Cleveland State	
	Anthony Evans - Norfolk State, FIU	
	Arkansas	2
	David Patrick - UC Riverside	
	Corey Williams - Stetson	
	Loyola Marymount	2
	David Carter - Nevada	
	Allen Edwards - Wyoming	
	West Virginia	2
	Larry Harrison - Hartford	
	Ron Everhart - Duquesne, Northeastern, McNeese	
	Boise State	2
	Mike Burns - Eastern Washington	
	Tim Duruya - Utah State	
	New Mexico	2
	Dan McHale - Eastern Kentucky	
	Scott Padgett - Samford, Louisville	

PITT IN NCAA STATS (AS OF MARCH 6)

Statistic	National Rank	Conference Rank	Value National Leader	Value Conference Leader	Value
3-pt Field Goal Attempts (340 ranked)	258	14	402 FIU	816 Notre Dame	590
Assist Turnover Ratio (340 ranked)	77	7	1.18 Iowa	2.04 Virginia	1.49
Assists Per Game (340 ranked)	72	7	14.9 Iowa	19.3 Georgia Tech	16.3
Blocked Shots Per Game (340 ranked)	111	11	3.6 Kentucky	6.1 Florida St.	5.0
Defensive Rebounds per Game (340 ranked)	155	6	25.67 Colgate	30.46 North Carolina	27.44
Fewest Fouls (340 ranked)	121	12	362 Howard	89 Virginia	296
Fewest Turnovers (340 ranked)	109	8	264 Howard	72 Virginia	214
Field-Goal Percentage (340 ranked)	228	11	43.0 Gonzaga	55.3 Virginia	48.1
Field-Goal Percentage Defense (340 ranked)	182	8	43.5 Houston	36.6 Florida St.	40.0
Free Throw Attempts (340 ranked)	95	2	459 West Virginia	645 North Carolina	544
Free Throws Made (340 ranked)	123	3	309 Minnesota	467 North Carolina	365
Free-Throw Percentage (340 ranked)	273	14	67.3 Colorado	83.4 Virginia	81.2
Offensive Rebounds Per Game (340 ranked)	22	2	12.71 North Carolina	15.36 North Carolina	15.36
Personal Fouls Per Game (340 ranked)	163	13	17.2 Miami (FL)	12.5 Miami (FL)	12.5
Rebound Margin (340 ranked)	37	2	5.4 North Carolina	10.7 North Carolina	10.7
Scoring Defense (340 ranked)	158	7	69.7 Loyola Chicago	55.2 Virginia	60.1
Scoring Margin (340 ranked)	172	11	1.4 Gonzaga	23.5 Florida St.	9.6
Scoring Offense (340 ranked)	182	10	71.1 Gonzaga	92.9 Florida St.	79.6
Steals Per Game (340 ranked)	198	10	6.2 Eastern Ky.	10.3 Georgia Tech Syracuse	9.0 9.0
Three Pt FG Defense (340 ranked)	114	3	32.6 Colgate	26.2 Louisville	30.1
Three-Point Field Goals Per Game (340 ranked)	260	12	6.4 Oral Roberts	11.6 Boston College	9.4
Three-Point Field-Goal Percentage (340 ranked)	194	11	33.3 Baylor	42.0 Virginia	38.6
Total 3-point FGM (340 ranked)	255	13	134 Toledo	292 Notre Dame	217
Total Assists (340 ranked)	146	7	312 Belmont	547 North Carolina	393
Total Blocks (340 ranked)	133	12	75 Auburn	157 Syracuse	114
Total Rebounds (340 ranked)	155	4	806 Morehead St.	1,125 North Carolina	1,070
Total Rebounds Per Game (340 ranked)	48	2	38.38 Buffalo	44.10 North Carolina	42.80
Total Steals (340 ranked)	218	11	130 Eastern Ky.	299 Georgia Tech Syracuse	206 206
Turnover Margin (339 ranked)	199	9	-0.3 Abilene Christian	6.7 Georgia Tech	4.1
Turnovers Forced (340 ranked)	253	10	12.24 Abilene Christian	20.64 NC State	15.45
Turnovers Per Game (340 ranked)	119	7	12.6 Wisconsin	8.8 Virginia	9.3
Won-Lost Percentage (340 ranked)	200	11	47.6 Gonzaga	100.0 Florida St. Virginia Tech	75.0 75.0

Statistic	Player	National Rank	Conference Rank	Value National Leader	Value Conference Leader	Value
3-pt Field Goal Attempts (343 ranked)	Ithiel Horton	293	13	111 Kaiden Rice, The Citadel	264 Prentiss Hubb, Notre Dame	176
Assist Turnover Ratio (350 ranked)	Xavier Johnson	159	10	1.75 Jon Williams, Robert Morris	4.00 Jordan Goldwire, Duke	2.76
Assists Per Game (342 ranked)	Xavier Johnson	19	2	5.7 Jalen Moore, Oakland	8.5 Prentiss Hubb, Notre Dame	6.0
Blocked Shots Per Game (350 ranked)	Justin Champagnie Abdoul Karim Coulibaly	153 278	10 15	1.16 KC Ndefo, Saint Peter's 0.86	3.70 Manny Bates, NC State	2.95
Defensive Rebounds per Game (350 ranked)	Justin Champagnie	10	1	7.84 Fardaws Aimaq, Utah Valley	10.81 Justin Champagnie, Pittsburgh	7.84
Double Doubles (307 ranked)	Justin Champagnie Au'Diese Toney	8 307	1 19	13 Terry Taylor, Austin Peay 2	20 Justin Champagnie, Pittsburgh	13
Field-Goal Percentage (340 ranked)	Justin Champagnie	104	9	49.4 Asbjorn Midtgaard, Grand Canyon	71.5 Jay Huff, Virginia	59.2
Free Throw Attempts (340 ranked)	Justin Champagnie Xavier Johnson Au'Diese Toney	199 248 269	5 8 12	95 Trayce Jackson-Davis, Indiana 89 87	222 Isaiah Wong, Miami (FL)	106
Free Throws Made (334 ranked)	Xavier Johnson Justin Champagnie	199 208	5 6	70 Cameron Thomas, LSU 69	163 Isaiah Wong, Miami (FL)	85
Free-Throw Percentage (350 ranked)	Xavier Johnson Justin Champagnie	193 309	7 11	78.7 CJ Walker, Ohio St. 72.6	95.7 Jose Alvarado, Georgia Tech	88.1
Minutes Per Game (350 ranked)	Au'Diese Toney Justin Champagnie	69 93	7 10	34:57 Jamir Harris, American 34:34	38:56 Carlík Jones, Louisville	37:29
Offensive Rebounds Per Game (350 ranked)	Justin Champagnie Au'Diese Toney	28 149	2 11	3.26 Terry Taylor, Austin Peay 2.31	5.15 Day'Ron Sharpe, North Carolina	3.40
Points Per Game (350 ranked)	Justin Champagnie Au'Diese Toney Xavier Johnson	58 304 325	2 15 16	18.4 Max Abmas, Oral Roberts 14.4 14.2	24.7 Matthew Hurt, Duke	18.7
Rebounds Per Game (350 ranked)	Justin Champagnie Au'Diese Toney	8 349	1 21	11.1 Fardaws Aimaq, Utah Valley 5.9	15.1 Justin Champagnie, Pittsburgh	11.1
Steals Per Game (350 ranked)	Xavier Johnson Justin Champagnie	323 335	20 21	1.28 Jacob Gilyard, Richmond 1.26	3.52 Jose Alvarado, Georgia Tech	2.87
Three-Point Field Goals Per Game (349 ranked)	Ithiel Horton	258	14	1.95 Max Abmas, Oral Roberts	3.95 Buddy Boeheim, Syracuse	2.60
Three-Point Field-Goal Percentage (92 ranked)				Chris Shelton, Hampton	48.6 Sam Hauser, Virginia	44.4
Total 3-point FGM (345 ranked)	Ithiel Horton	274	12	41 Spencer Littleson, Toledo	96 Prentiss Hubb, Notre Dame	60
Total Assists (340 ranked)	Xavier Johnson	72	3	103 Jalen Moore, Oakland	238 Prentiss Hubb, Notre Dame	145
Total Blocks (338 ranked)	Justin Champagnie Abdoul Karim Coulibaly	192 271	12 16	22 KC Ndefo, Saint Peter's 18	85 Manny Bates, NC State	62
Total Field Goal Attempts (350 ranked)	Justin Champagnie	237	10	261 Isaiah Miller, UNC Greensboro	453 Isaiah Wong, Miami (FL)	323
Total Field Goals Made (346 ranked)	Justin Champagnie	149	5	129 Luka Garza, Iowa	231 Moses Wright, Georgia Tech	167
Total Minutes (350 ranked)				Jalen Moore, Oakland	1054:50 Prentiss Hubb, Notre Dame	897:25
Total Points (349 ranked)	Justin Champagnie	187	8	349 Luka Garza, Iowa	621 Moses Wright, Georgia Tech	413
Total Rebounds (344 ranked)	Justin Champagnie	34	1	211 Fardaws Aimaq, Utah Valley	317 Justin Champagnie, Pittsburgh	211
Total Steals (316 ranked)				Jacob Gilyard, Richmond	74 Jose Alvarado, Georgia Tech	66
Triple Doubles (4 ranked)				Chandler Vaudrin, Winthrop	3	

2020-21 PITT MEN'S BASKETBALL ROSTER

Alphabetical

NO	NAME	POS	HT	WT	CL-EXP	HOMETOWN (HIGH SCHOOL / PREVIOUS COLLEGE)
14	Curtis Aiken, Jr.	G	6-1	200	R-SO-1L	Pittsburgh, Pa. (North Allegheny)
35	Max Amadasun	C	6-10	230	FR-HS	Dublin, Ireland (Christ Our Saviour Lutheran)
21	Terrell Brown	F/C	6-10	235	SR-3L	Providence, R.I. (Tilton School [N.H.])
11	Justin Champagnie	F	6-6	200	SO-1L	Brooklyn, N.Y. (Bishop Loughlin)
3	Noah Collier	F	6-9	210	FR-HS	Mullica Hill, N.J. (Westtown School [Pa.])
12	Abdoul Karim Coulibaly	F	6-8	215	SO-1L	Bamako, Mali (Scotland Campus [Pa.])
4	Gerald Drumgoole, Jr.	F	6-5	200	SO-1L	Rochester, N.Y. (La Lumiere [Ind.])
31	Onyebuchi Ezeakudo	G	6-0	180	JR-2L	Fort Wayne, Ind. (Homestead)
13	Aidan Fisch	F	6-5	200	JR-HS	Murrysville, Pa. (Franklin Regional)
0	Ithiel Horton	G	6-3	200	R-SO-1L	Vauxhall, N.J. (Roselle Catholic / Delaware)
23	John Hugley	F	6-9	240	FR-HS	Cleveland, Ohio (Brush)
24	William Jeffress	G/F	6-7	205	FR-HS	Erie, Pa. (McDowell)
2	Femi Odukale	G	6-5	185	FR-HS	Brooklyn, N.Y. (Springfield Commonwealth Academy [Mass.])
22	Nike Sibande	G	6-4	185	SR	Indianapolis, Ind. (Crispus Attucks / Miami [Ohio])
42	Chayce Smith	G	6-3	185	JR-1L	Mount Laurel, N.J. (The Kiski School [Pa.])

Numerical

NO	NAME	POS	HT	WT	CL-EXP	HOMETOWN (HIGH SCHOOL / PREVIOUS COLLEGE)
0	Ithiel Horton	G	6-3	200	R-SO-1L	Vauxhall, N.J. (Roselle Catholic / Delaware)
2	Femi Odukale	G	6-5	185	FR-HS	Brooklyn, N.Y. (Springfield Commonwealth Academy [Mass.])
3	Noah Collier	F	6-9	210	FR-HS	Mullica Hill, N.J. (Westtown School [Pa.])
4	Gerald Drumgoole, Jr.	G/F	6-5	200	SO-1L	Rochester, N.Y. (La Lumiere [Ind.])
11	Justin Champagnie	F	6-6	200	SO-1L	Brooklyn, N.Y. (Bishop Loughlin)
12	Abdoul Karim Coulibaly	F	6-8	215	SO-1L	Bamako, Mali (Scotland Campus [Pa.])
13	Aidan Fisch	F	6-5	200	JR-HS	Murrysville, Pa. (Franklin Regional)
14	Curtis Aiken, Jr.	G	6-1	200	R-SO-1L	Pittsburgh, Pa. (North Allegheny)
21	Terrell Brown	F/C	6-10	235	SR-3L	Providence, R.I. (Tilton School [N.H.])
22	Nike Sibande	G	6-4	185	SR	Indianapolis, Ind. (Crispus Attucks / Miami [Ohio])
23	John Hugley	F	6-9	240	FR-HS	Cleveland, Ohio (Brush)
24	William Jeffress	G/F	6-7	205	FR-HS	Erie, Pa. (McDowell)
31	Onyebuchi Ezeakudo	G	6-0	180	JR-2L	Fort Wayne, Ind. (Homestead)
35	Max Amadasun	C	6-10	230	FR-HS	Dublin, Ireland (Christ Our Saviour Lutheran)
42	Chayce Smith	G	6-3	185	JR-1L	Mount Laurel, N.J. (The Kiski School [Pa.])

Pitt Staff

Head Coach: Jeff Capel (Duke, '97)

Associate Head Coach: Tim O'Toole (Fairfield, '87)

Assistant Coach: Milan Brown (Howard, '93)

Assistant Coach: Jason Capel (North Carolina, '02)

Director of Student-Athlete Development: Jason Richards (Davidson, '08)

Director of Basketball Operations: Brian Regan (St. Vincent College, '88)

Assistant Director of Basketball Operations: Ronald Ramon (Pitt, '08)

Head Strength & Conditioning Coach: Garry Christopher (Baylor, '08)


Graduate Manager: Robby Lane (Pitt, '19)

Trainer: Jennifer Brown (Northwestern, '99)

Pronunciations

Max AMADASUN	Ah-mad-a-sun
Justin CHAMPAGNIE	Sham-penny
ABDOUL KARIM COULIBALY	Ab-dool Ka-reem Cool-ih-ballee
Gerald DRUMGOOLE, Jr.	Drum-ghoul
ONYEBUCHI EZEAKUDO	O-nee-boochee Ez-e-ah-kooduh
ITHIEL Horton	ITH-ee-ull
John HUGLEY	Hugh-glee
William JEFFRESS	Jeff-ress
FEMI ODUKALE	Femmie O-due-callie
NIKE SIBANDE	Nikee Sii-BAN-dee
CHAYCE Smith	Chase

TV / RADIO HEAD SHOT ROSTER



Ithiel Horton
G • R-SO-1L • 6-3 • 200
Vauxhall, N.J.




Femi Odukale
G • FR-HS • 6-5 • 185
Brooklyn, N.Y.




Noah Collier
F • FR-HS • 6-8 • 210
Mullica Hill, N.J.



Gerald Drumgoole, Jr.
G/F • SO-1L • 6-5 • 200
Rochester, N.Y.



Justin Champagnie
F • SO-1L • 6-6 • 200
Brooklyn, N.Y.



Abdoul Karim Coulibaly
F • SO-1L • 6-8 • 215
Bamako, Mali




Aidan Fisch
F • JR-HS • 6-5 • 200
Murrysville, Pa.




Curtis Aiken, Jr.
G • R-SO-1L • 6-1 • 200
Pittsburgh, Pa.



Terrell Brown
C • SR-3L • 6-10 • 235
Providence, R.I.




Nike Sibande
G • SR-TR • 6-4 • 185
Indianapolis, Ind.



John Hugley
F • FR-HS • 6-9 • 240
Cleveland, Ohio




William Jeffress
G/F • FR-HS • 6-7 • 205
Erie, Pa.



Onyebuchi Ezeakudo
G • JR-1L • 6-0 • 180
Fort Wayne, Ind.



Max Amadasun
C • FR-HS • 6-10 • 230
Dublin, Ireland



Chayce Smith
G • JR-1L • 6-3 • 185
Mount Laurel, N.J.



Jeff Capel
Head Coach



Tim O'Toole
Associate Head Coach



Milan Brown
Assistant Coach



Jason Capel
Assistant Coach



ITHIEL HORTON | #0

R-SO-1L • G • 6-3 • 200

Vauxhall, N.J. • Roselle Catholic / Delaware



Opponent	Date	GS	MIN	Total		3-Pointers		Free throws		Rebounds				Other Stats						
				FG-FGA	PCT	3FG-3FGA	PCT	FT-FTA	PCT	OFF	DEF	TOT	AVG	PF	A	T/O	BLK	STL	PTS	AVG
Saint Francis (PA)	11/25/2020	*	20:23	2-5	.400	1-3	.333	0-0	.000	1	1	2	2.0	3	2	2	1	0	5	5.0
Drexel	11/28/2020	*	17:12	2-5	.400	1-3	.333	0-0	.000	0	0	0	1.0	1	0	3	0	0	5	5.0
Northern Ill.	12/05/2020	*	25:28	5-12	.417	5-10	.500	0-0	.000	1	1	2	1.3	0	4	1	1	0	15	8.3
at Northwestern	12/09/2020	*	13:26	0-5	.000	0-3	.000	0-0	.000	2	2	4	2.0	3	1	1	0	0	0	6.3
Gardner-Webb	12/12/2020	*	27:20	1-6	.167	0-5	.000	0-0	.000	0	1	1	1.8	1	2	0	0	2	2	5.4
at Miami (FL)	12/16/2020	*	26:36	6-11	.545	4-6	.667	2-2	1.000	1	1	2	1.8	0	2	0	0	1	18	7.5
Louisville	12/22/2020	*	34:45	3-9	.333	0-3	.000	0-1	.000	0	4	4	2.1	0	1	1	1	1	6	7.3
at Syracuse	01/06/2021	*	36:16	5-15	.333	4-11	.364	0-0	.000	0	2	2	2.1	3	1	3	0	0	14	8.1
Syracuse	01/16/2021	*	34:52	7-12	.583	5-10	.500	1-1	1.000	0	6	6	2.6	3	1	0	0	0	20	9.4
Duke	01/19/2021	*	32:21	2-5	.400	0-3	.000	0-0	.000	0	1	1	2.4	2	4	2	0	1	4	8.9
at Wake Forest	01/23/2021	*	17:49	1-5	.200	0-2	.000	0-0	.000	0	2	2	2.4	0	2	1	0	0	2	8.3
North Carolina	01/26/2021	*	34:09	4-11	.364	2-5	.400	2-2	1.000	0	4	4	2.5	0	2	1	0	0	12	8.6
Notre Dame	01/30/2021	*	24:13	3-6	.500	3-6	.500	0-0	.000	0	3	3	2.5	2	0	2	0	0	9	8.6
Virginia Tech	02/03/2021	*	31:01	5-11	.455	4-9	.444	1-2	.500	0	2	2	2.5	1	0	0	0	1	15	9.1
at Virginia	02/06/2021	*	34:33	5-13	.385	3-8	.375	2-2	1.000	1	3	4	2.6	2	1	0	0	0	15	9.5
at Georgia Tech	02/14/2021	*	33:20	7-13	.538	4-8	.500	0-0	.000	0	1	1	2.5	4	1	0	0	1	18	10.0
NC State	02/17/2021	*	27:55	3-7	.429	1-4	.250	0-0	.000	0	1	1	2.4	2	5	1	0	0	7	9.8
Florida St.	02/20/2021	*	31:39	3-13	.231	1-5	.200	0-0	.000	0	2	2	2.4	3	2	1	0	2	7	9.7
at NC State	02/28/2021	*	18:02	0-4	.000	0-0	.000	1-2	.500	1	2	3	2.4	3	0	2	0	1	1	9.2
Wake Forest	03/02/2021	*	10:41	0-4	.000	0-2	.000	0-0	.000	0	1	1	2.4	0	1	2	0	0	0	8.8
at Clemson	03/06/2021	*	25:27	4-9	.444	3-5	.600	0-0	.000	0	0	0	2.2	0	0	0	0	1	11	8.9
Totals			18 557:28	68-181	.376	41-111	.369	9-12	.750	7	40	47	2.2	33	32	23	3	11	186	8.9

SEASON	TEAM	GP-GS	MIN/AVG	Field Goals		3-Point		F-Throws		Rebounds				Scoring						
				FG-FGA	FG%	3FG-FGA	3FG%	FT-FTA	FT%	OFF	DEF	TOT	AVG	PF-FO	AST	TO	BLK	STL	PTS	AVG
2018-19	UD	33-23	1076/32.6	151-349	.433	79-193	.409	55-70	.786	14	89	103	3.1	71-0	52	47	4	33	436	13.2
2020-21	Pitt	21-18	557/26.5	68-181	.376	41-111	.369	9-12	.750	7	40	47	2.2	33-0	32	23	3	11	186	8.9
TOTAL FOR Pitt		21-18	557/26.5	68-181	.376	41-111	.369	9-12	.750	7	40	47	2.2	33-0	32	23	3	11	186	8.9
TOTAL		54-41	1634/30.3	219-530	.413	120-304	.395	64-82	.780	21	129	150	2.8	104-0	84	70	7	44	622	11.5

CAREER HIGHS

Points	31, at UNCW, 1/10/19	2020-21	Career
FG	10, at UNCW, 1/10/19	30+ Point Games	-
FGA	17, 2x; last vs. Navy, 12/5/18	20+ Point Games	1
3FG	9, at UNCW, 1/10/19	Double-Figure Points	9
3FGA	13, at UNCW, 1/10/19	5 or more Rebounds	1
FT	7, vs. Louisiana Tech, 11/26/18	4 or more Assists	3
FTA	7, 2x; last vs. William & Mary, 1/3/19	2 or more Steals	2
Rebounds	6, 3x; last vs. Syracuse, 1/16/21	20+ Minutes	16
Off. Rebounds	2, 3x; last at Northwestern, 2/9/20	30+ Minutes	9
Def. Rebounds	6, 3x; last vs. Syracuse, 1/16/21	40+ Minutes	-
Assists	6, vs. Delaware State, 12/19/18	Charges Drawn	-
Steals	4, at William & Mary, 2/2/19		
Blocks	1, 6x; last vs. Louisville, 12/22/20		
Minutes	50, at Columbia, 12/2/18		



FEMI ODUKALE | #2

FR-HS • G • 6-5 • 185

Brooklyn, N.Y. • Springfield Commonwealth Academy [Mass.]



Opponent	Date	GS	MIN	Total		3-Pointers		Free throws		Rebounds				PF	A	T/O	BLK	STL	PTS	AVG
				FG-FGA	PCT	3FG-3FGA	PCT	FT-FTA	PCT	OFF	DEF	TOT	AVG							
Saint Francis (PA)	11/25/2020		08:33	0-1	.000	0-1	.000	0-0	.000	0	1	1	1.0	0	1	2	0	0	0	0.0
Drexel	11/28/2020		06:32	1-2	.500	0-1	.000	0-0	.000	0	0	0	0.5	1	1	1	0	1	2	1.0
Northern Ill.	12/05/2020		13:54	1-4	.250	0-1	.000	1-2	.500	0	2	2	1.0	1	1	0	0	1	3	1.7
at Northwestern	12/09/2020		07:18	0-1	.000	0-0	.000	0-0	.000	0	0	0	0.8	3	3	1	0	1	0	1.3
Gardner-Webb	12/12/2020		20:16	0-2	.000	0-1	.000	4-6	.667	0	2	2	1.0	1	1	2	1	2	4	1.8
at Miami (FL)	12/16/2020		18:28	2-4	.500	0-0	.000	0-1	.000	0	3	3	1.3	1	1	4	0	1	4	2.2
Louisville	12/22/2020		30:09	7-15	.467	2-4	.500	0-4	.000	1	2	3	1.6	2	1	3	0	3	16	4.1
at Syracuse	01/06/2021		27:28	4-10	.400	0-4	.000	2-4	.500	3	4	7	2.3	1	1	2	0	0	10	4.9
Syracuse	01/16/2021		19:26	2-3	.667	0-0	.000	1-4	.250	1	1	2	2.2	1	8	0	0	0	5	4.9
Duke	01/19/2021		11:45	0-1	.000	0-0	.000	0-4	.000	0	3	3	2.3	1	3	0	0	0	0	4.4
at Wake Forest	01/23/2021		19:45	2-5	.400	0-0	.000	5-8	.625	1	0	1	2.2	1	1	2	0	1	9	4.8
North Carolina	01/26/2021		11:06	3-5	.600	0-0	.000	0-1	.000	0	1	1	2.1	1	1	1	0	0	6	4.9
Notre Dame	01/30/2021		09:09	0-1	.000	0-0	.000	0-0	.000	1	1	2	2.1	0	3	1	0	0	0	4.5
Virginia Tech	02/03/2021	*	16:33	2-5	.400	0-1	.000	3-3	1.000	0	4	4	2.2	3	1	1	0	0	7	4.7
at Virginia	02/06/2021		20:46	2-2	1.000	1-1	1.000	1-2	.500	0	2	2	2.2	1	0	1	0	0	6	4.8
at Georgia Tech	02/14/2021		21:53	1-3	.333	0-0	.000	0-2	.000	0	2	2	2.2	1	4	3	0	0	2	4.6
NC State	02/17/2021	*	21:47	1-3	.333	0-2	.000	2-3	.667	0	1	1	2.1	3	2	1	1	2	4	4.6
Florida St.	02/20/2021		23:09	3-5	.600	0-0	.000	2-2	1.000	1	2	3	2.2	2	3	1	0	0	8	4.8
at NC State	02/28/2021	*	38:04	6-11	.545	1-2	.500	5-7	.714	1	3	4	2.3	4	5	1	0	1	18	5.5
Wake Forest	03/02/2021	*	34:10	1-4	.250	0-0	.000	3-8	.375	0	4	4	2.4	1	2	2	1	1	5	5.5
at Clemson	03/06/2021		31:00	2-7	.286	2-3	.667	3-4	.750	0	3	3	2.4	0	3	1	1	4	9	5.6
Totals		4	411:12	40-94	.426	6-21	.286	32-65	.492	9	41	50	2.4	29	46	30	4	18	118	5.6

				Field Goals		3-Point		F-Throws		Rebounds				Scoring						
SEASON	TEAM	GP-GS	MIN/AVG	FG-FGA	FG%	3FG-FGA	3FG%	FT-FTA	FT%	OFF	DEF	TOT	AVG	PF-FO	AST	TO	BLK	STL	PTS	AVG
2020-21	Pitt	21-4	411/19.6	40-94	.426	6-21	.286	32-65	.492	9	41	50	2.4	29-0	46	30	4	18	118	5.6
TOTAL		21-4	411/19.6	40-94	.426	6-21	.286	32-65	.492	9	41	50	2.4	29-0	46	30	4	18	118	5.6

CAREER HIGHS

Points	18, at NC State, 2/28/21	2020-21	Career
FG	7, vs. Louisville, 12/22/20	3	3
FGA	15, vs. Louisville, 12/22/20	5 or more Rebounds	1
3FG	2, 2x; last at Clemson, 3/6/21	4 or more Assists	3
3FGA	4, 2x; last at Syracuse, 1/6/21	2 or more 3PT FG	2
FT	5, 2x; last at NC State, 2/28/21	2 or more Steals	4
FTA	8, 2x; last vs. Wake Forest, 3/2/21	20+ Minutes	12
Rebounds	7, at Syracuse, 1/6/21	30+ Minutes	4
Off. Rebounds	3, at Syracuse, 1/6/21	Dunks	2
Def. Rebounds	4, 3x; last vs. Wake Forest, 3/2/21	Charges Drawn	8
Assists	8, vs. Syracuse, 1/16/21		
Steals	4, at Clemson, 3/6/21		
Blocks	1, 4x; last at Clemson, 3/6/21		
Minutes	38, at NC State, 2/28/21		



NOAH COLLIER | #3

FR-HS • F • 6-9 • 210
 Mullica Hills, N.J. • Westtown School [Pa.]



Opponent	Date	GS	MIN	Total		3-Pointers		Free throws		Rebounds				PF	A	T/O	BLK	STL	PTS	AVG
				FG-FGA	PCT	3FG-3FGA	PCT	FT-FTA	PCT	OFF	DEF	TOT	AVG							
Saint Francis (PA)	11/25/2020		06:21	0-0	.000	0-0	.000	1-2	.500	0	0	0	0.0	0	0	0	0	0	1	1.0
Drexel	11/28/2020		01:00	0-0	.000	0-0	.000	0-0	.000	0	0	0	0.0	1	0	0	0	0	0	0.5
Northern Ill.	12/05/2020		10:30	0-0	.000	0-0	.000	0-3	.000	0	2	2	0.7	1	2	0	2	1	0	0.3
at Northwestern	12/09/2020		07:14	0-0	.000	0-0	.000	0-0	.000	0	0	0	0.5	3	0	1	0	0	0	0.3
Gardner-Webb	12/12/2020		06:22	1-2	.500	0-0	.000	1-1	1.000	0	0	0	0.4	1	0	1	0	0	3	0.8
at Miami (FL)	12/16/2020		11:53	0-0	.000	0-0	.000	0-0	.000	0	4	4	1.0	1	1	0	0	0	0	0.7
Louisville	12/22/2020	*	27:31	1-2	.500	0-0	.000	2-2	1.000	0	2	2	1.1	1	0	0	0	1	4	1.1
Syracuse	01/16/2021		05:07	0-0	.000	0-0	.000	0-0	.000	2	0	2	1.3	1	0	1	0	0	0	1.0
Notre Dame	01/30/2021		05:27	0-2	.000	0-0	.000	0-0	.000	1	0	1	1.2	0	1	0	0	0	0	0.9
at NC State	02/28/2021		01:57	0-1	.000	0-0	.000	1-2	.500	1	0	1	1.2	1	0	0	0	0	1	0.9
Wake Forest	03/02/2021		03:58	0-0	.000	0-0	.000	0-0	.000	0	0	0	1.1	1	0	0	0	0	0	0.8
Totals		1	87:21	2-7	.286	0-0	.000	5-10	.500	4	8	12	1.1	11	4	3	2	2	9	0.8

		Field Goals		3-Point		F-Throws		Rebounds				Scoring									
SEASON	TEAM	GP-GS	MIN/AVG	FG-FGA	FG%	3FG-FGA	3FG%	FT-FTA	FT%	OFF	DEF	TOT	AVG	PF	FO	AST	TO	BLK	STL	PTS	AVG
2020-21	Pitt	11-1	87/7.9	2-7	.286	0-0	.000	5-10	.500	4	8	12	1.1	11-0	4	3	2	2	2	9	0.8
TOTAL		11-1	87/7.9	2-7	.286	0-0	.000	5-10	.500	4	8	12	1.1	11-0	4	3	2	2	2	9	0.8

CAREER HIGHS

Points	4, vs. Louisville, 12/22/20	2020-21	Career
FG	1, 2x; last vs. Louisville, 12/22/20	-	-
FGA	2, 2x; last vs. Louisville, 12/22/20	-	-
3FG	-	-	-
3FGA	-	-	-
FT	2, vs. Louisville, 12/22/20	-	-
FTA	3, vs. Northern Illinois, 12/5/20	-	-
Rebounds	4, at Miami, 12/16/20	-	-
Off. Rebounds	2, vs. Syracuse, 1/16/21	-	-
Def. Rebounds	4, at Miami, 12/16/20	-	-
Assists	2, vs. Northern Illinois, 12/5/20	3	3
Steals	1, 2x; last vs. Louisville, 12/22/20	1	1
Blocks	2, vs. Northern Illinois, 12/5/20	-	-
Minutes	27, vs. Louisville, 12/22/20	-	-
Double-Figure Points		-	-
5 or more Rebounds		-	-
3 or more Assists		-	-
2 or more Steals		-	-
10+ Minutes		3	3
20+ Minutes		1	1
Dunks		-	-
Charges Drawn		-	-



GERALD DRUMGOOLE, JR. | #4



S0-1L • G/F • 6-5 • 200
 Rochester, N.Y. • La Lumiere [Ind.]

Opponent	Date	GS	MIN	Total		3-Pointers		Free throws		Rebounds				PF	A	T/O	BLK	STL	PTS	AVG
				FG-FGA	PCT	3FG-3FGA	PCT	FT-FTA	PCT	OFF	DEF	TOT	AVG							
Saint Francis (PA)	11/25/2020		04:47	0-3	.000	0-2	.000	0-0	.000	2	0	2	2.0	0	0	1	1	0	0	0.0
Drexel	11/28/2020		06:46	1-1	1.000	0-0	.000	0-0	.000	0	1	1	1.5	1	0	0	0	1	2	1.0
Northern Ill.	12/05/2020		05:32	1-1	1.000	0-0	.000	0-0	.000	0	0	0	1.0	1	1	0	0	0	2	1.3
Gardner-Webb	12/12/2020		05:41	0-2	.000	0-1	.000	1-2	.500	1	0	1	1.0	1	0	0	0	0	1	1.3
Louisville	12/22/2020		04:30	0-0	.000	0-0	.000	0-0	.000	0	1	1	1.0	1	0	2	0	0	0	1.0
at Syracuse	01/06/2021		02:38	0-2	.000	0-1	.000	0-0	.000	0	0	0	0.8	0	0	0	0	0	0	0.8
Notre Dame	01/30/2021		03:42	2-2	1.000	1-1	1.000	0-0	.000	0	0	0	0.7	0	0	1	0	0	5	1.4
at NC State	02/28/2021		04:37	0-1	.000	0-1	.000	2-2	1.000	1	1	2	0.9	1	0	1	0	0	2	1.5
at Clemson	03/06/2021		07:28	1-4	.250	1-3	.333	2-2	1.000	0	0	0	0.8	1	0	0	0	0	5	1.9
Totals		0	45:40	5-16	.313	2-9	.222	5-6	.833	4	3	7	0.8	6	1	5	1	1	17	1.9

SEASON	TEAM	GP-GS	MIN/AVG	Field Goals		3-Point		F-Throws		Rebounds				Scoring						
				FG-FGA	FG%	3FG-FGA	3FG%	FT-FTA	FT%	OFF	DEF	TOT	AVG	PF-FO	AST	TO	BLK	STL	PTS	AVG
2019-20	Pitt	21-2	189/9.0	7-38	.184	3-24	.125	8-15	.533	11	13	24	1.1	16-0	8	13	1	2	25	1.2
2020-21	Pitt	9-0	46/5.1	5-16	.313	2-9	.222	5-6	.833	4	3	7	0.8	6-0	1	5	1	1	17	1.9
TOTAL		30-2	235/7.8	12-54	.222	5-33	.152	13-21	.619	15	16	31	1.0	22-0	9	18	2	3	42	1.4

CAREER HIGHS

Points	6, at Georgia Tech, 3/4/20
FG	2, 3x; last vs. Notre Dame, 1/30/21
FGA	4, 4x; last at Clemson, 3/6/21
3FG	1, 5x; last at Clemson, 3/6/21
3FGA	3, 2x; last at Clemson, 3/6/21
FT	3, vs. West Virginia, 11/15/19
FTA	6, vs. West Virginia, 11/15/19
Rebounds	4, 2x; last at Georgia Tech, 3/4/20
Off. Rebounds	3, vs. West Virginia, 11/15/19
Def. Rebounds	3, at Georgia Tech, 3/4/20
Assists	1, 9x; last vs. Northern Illinois, 12/5/20
Steals	1, 3x; last vs. Drexel, 11/28/20
Blocks	1, 2x; last vs. Saint Francis, 11/25/20
Minutes	20, vs. Florida State, 11/6/19

Double-Figure Points	2020-21	Career
5 or more Rebounds	-	-
2 or more 3PT FG	-	-
2 or more Steals	-	-
20+ Minutes	-	1
30+ Minutes	-	-
Dunks	-	-
Charges Drawn	-	-



JUSTIN CHAMPAGNIE | #11

S0-1L • G/F • 6-6 • 200
 Brooklyn, N.Y. • Bishop Loughlin



Opponent	Date	GS	MIN	Total		3-Pointers		Free throws		Rebounds				PF	A	T/O	BLK	STL	PTS	AVG
				FG-FGA	PCT	3FG-3FGA	PCT	FT-FTA	PCT	OFF	DEF	TOT	AVG							
Saint Francis (PA)	11/25/2020	*	31:40	5-16	.313	0-4	.000	2-3	.667	3	4	7	7.0	4	0	2	1	0	12	12.0
Drexel	11/28/2020	*	37:56	7-11	.636	1-2	.500	4-5	.800	1	6	7	7.0	1	1	2	2	2	19	15.5
Northern Ill.	12/05/2020	*	26:54	8-13	.615	4-6	.667	2-4	.500	3	7	10	8.0	0	3	0	0	2	22	17.7
at Northwestern	12/09/2020	*	40:00	9-19	.474	1-6	.167	1-5	.200	5	15	20	11.0	0	0	1	1	0	20	18.3
Gardner-Webb	12/12/2020	*	32:33	10-20	.500	0-4	.000	4-4	1.000	7	14	21	13.0	0	5	2	2	1	24	19.4
at Miami (FL)	12/16/2020	*	23:55	4-9	.444	0-2	.000	2-3	.667	3	6	9	12.3	4	3	1	0	1	10	17.8
Syracuse	01/16/2021	*	34:01	9-18	.500	0-0	.000	6-7	.857	6	10	16	12.9	0	1	3	2	1	24	18.7
Duke	01/19/2021	*	38:49	12-15	.800	4-7	.571	3-6	.500	2	12	14	13.0	1	1	2	5	2	31	20.3
at Wake Forest	01/23/2021	*	37:56	7-12	.583	2-3	.667	1-3	.333	0	8	8	12.4	1	2	0	0	5	17	19.9
North Carolina	01/26/2021	*	35:02	7-9	.778	4-5	.800	5-6	.833	4	6	10	12.2	4	2	1	2	0	23	20.2
Notre Dame	01/30/2021	*	34:33	8-20	.400	2-6	.333	1-1	1.000	4	7	11	12.1	1	1	0	2	2	19	20.1
Virginia Tech	02/03/2021	*	32:49	3-8	.375	0-3	.000	4-4	1.000	3	10	13	12.2	5	2	1	0	0	10	19.3
at Virginia	02/06/2021	*	36:14	8-18	.444	0-1	.000	2-2	1.000	4	6	10	12.0	1	1	2	0	1	18	19.2
at Georgia Tech	02/14/2021	*	37:35	5-6	.833	0-1	.000	3-3	1.000	1	5	6	11.6	2	1	2	0	0	13	18.7
NC State	02/17/2021	*	37:40	3-11	.273	1-5	.200	11-16	.688	4	6	10	11.5	1	1	1	1	1	18	18.7
Florida St.	02/20/2021	*	39:40	7-17	.412	0-2	.000	7-9	.778	3	7	10	11.4	1	2	1	0	1	21	18.8
at NC State	02/28/2021	*	38:03	4-13	.308	0-1	.000	7-8	.875	5	7	12	11.4	3	1	3	1	2	15	18.6
Wake Forest	03/02/2021	*	31:25	7-13	.538	2-4	.500	4-6	.667	4	9	13	11.5	1	2	1	2	1	20	18.7
at Clemson	03/06/2021	*	29:56	6-13	.462	1-4	.250	0-0	.000	0	4	4	11.1	3	1	3	1	2	13	18.4
Totals			18 656:40	129-261	.494	22-66	.333	69-95	.726	62	149	211	11.1	33	30	28	22	24	349	18.4

SEASON	TEAM	GP-GS	MIN/AVG	Field Goals		3-Point		F-Throws		Rebounds				Scoring						
				FG-FGA	FG%	3FG-FGA	3FG%	FT-FTA	FT%	OFF	DEF	TOT	AVG	PF-FO	AST	TO	BLK	STL	PTS	AVG
2019-20	Pitt	33-27	1082/32.8	153-363	.421	33-126	.262	80-103	.777	73	159	232	7.0	74-2	22	33	28	36	419	12.7
2020-21	Pitt	19-18	657/34.6	129-261	.494	22-66	.333	69-95	.726	62	149	211	11.1	33-1	30	28	22	24	349	18.4
TOTAL		52-45	1739/33.4	282-624	.452	55-192	.286	149-198	.753	135	308	443	8.5	107-3	52	61	50	60	768	14.8

CAREER HIGHS

Points	31, vs. Wake Forest, 3/10/20	2020-21	Career
FG	13, vs. Wake Forest, 3/10/20	30+ Point Games	1
FGA	20, 4x; last vs. Notre Dame, 1/30/21	20+ Point Games	8
3FG	5, vs. Canisius, 12/30/19	Double-Figure Points	19
3FGA	11, vs. Northwestern, 11/27/19	Double-Doubles	13
FT	11, vs. NC State, 2/17/21	Double-Figure Rebounds	13
FTA	16, vs. NC State, 2/17/21	5 or more Rebounds	18
Rebounds	21, vs. Gardner-Webb, 12/12/20	2 or more 3PT FG	6
Off. Rebounds	7, vs. Gardner-Webb, 12/12/20	2 or more Steals	7
Def. Rebounds	15, at Northwestern, 2/9/20	2 or more Blocks	7
Assists	5, vs. Gardner-Webb, 12/12/20	30+ Minutes	17
Steals	5, at Wake Forest, 1/23/21	40+ Minutes	2
Blocks	3, vs. Kansas State, 11/25/19	Dunks	13
Minutes	44, vs. Louisville, 1/14/20		



ABDOUL KARIM COULIBALY | #12



S0-1L • F • 6-8 • 215

Bamako, Mali • Scotland Campus [Pa.]

Opponent	Date	GS	MIN	Total		3-Pointers		Free throws		Rebounds				PF	A	T/O	BLK	STL	PTS	AVG
				FG-FGA	PCT	3FG-3FGA	PCT	FT-FTA	PCT	OFF	DEF	TOT	AVG							
Saint Francis (PA)	11/25/2020		10:35	2-3	.667	0-0	.000	0-0	.000	3	2	5	5.0	0	1	0	1	0	4	4.0
Drexel	11/28/2020	*	29:58	2-2	1.000	0-0	.000	0-0	.000	0	3	3	4.0	3	1	0	3	2	4	4.0
Northern Ill.	12/05/2020	*	15:28	2-2	1.000	0-0	.000	0-0	.000	2	1	3	3.7	4	1	1	1	1	4	4.0
at Northwestern	12/09/2020	*	21:11	0-2	.000	0-0	.000	2-2	1.000	0	4	4	3.8	5	0	1	1	1	2	3.5
Gardner-Webb	12/12/2020	*	16:48	3-6	.500	0-0	.000	0-0	.000	4	5	9	4.8	4	1	0	2	0	6	4.0
at Miami (FL)	12/16/2020	*	22:04	2-3	.667	0-0	.000	0-0	.000	0	4	4	4.7	4	2	0	0	0	4	4.0
Louisville	12/22/2020	*	14:28	1-1	1.000	0-0	.000	0-0	.000	0	0	0	4.0	5	1	1	0	0	2	3.7
at Syracuse	01/06/2021	*	22:03	2-4	.500	0-0	.000	1-1	1.000	2	1	3	3.9	1	0	2	0	0	5	3.9
Syracuse	01/16/2021	*	23:09	2-6	.333	0-0	.000	0-0	.000	0	3	3	3.8	3	2	0	1	0	4	3.9
Duke	01/19/2021	*	25:16	2-4	.500	0-0	.000	2-3	.667	2	5	7	4.1	5	0	0	0	0	6	4.1
at Wake Forest	01/23/2021	*	24:54	4-6	.667	1-1	1.000	6-7	.857	3	1	4	4.1	4	0	1	1	2	15	5.1
North Carolina	01/26/2021	*	29:48	3-7	.429	0-0	.000	1-2	.500	2	3	5	4.2	3	2	2	2	1	7	5.3
Notre Dame	01/30/2021	*	28:54	3-6	.500	0-1	.000	0-0	.000	2	3	5	4.2	2	1	0	1	0	6	5.3
Virginia Tech	02/03/2021	*	27:27	1-1	1.000	0-0	.000	3-4	.750	0	1	1	4.0	3	0	1	2	1	5	5.3
at Virginia	02/06/2021	*	31:57	4-9	.444	0-0	.000	1-2	.500	4	2	6	4.1	2	2	0	0	0	9	5.5
at Georgia Tech	02/14/2021	*	37:18	1-5	.200	0-2	.000	0-0	.000	3	5	8	4.4	3	2	2	1	3	2	5.3
NC State	02/17/2021	*	15:09	2-2	1.000	0-0	.000	0-0	.000	1	0	1	4.2	2	0	2	0	0	4	5.2
Florida St.	02/20/2021	*	23:20	3-7	.429	0-0	.000	2-2	1.000	1	2	3	4.1	4	0	0	1	2	8	5.4
at NC State	02/28/2021	*	07:18	1-3	.333	0-0	.000	0-0	.000	1	1	2	4.0	4	0	1	0	0	2	5.2
Wake Forest	03/02/2021		24:54	3-5	.600	1-2	.500	1-2	.500	1	5	6	4.1	4	3	0	1	2	8	5.4
at Clemson	03/06/2021	*	24:08	3-5	.600	0-0	.000	1-2	.500	2	2	4	4.1	2	0	1	0	0	7	5.4
Totals			19 476:06	46-89	.517	2-6	.333	20-27	.741	33	53	86	4.1	67	19	15	18	15	114	5.4

SEASON	TEAM	GP-GS		Field Goals		3-Point		F-Throws		Rebounds				Scoring												
		GP	GS	MIN	AVG	FG-FGA	FG%	3FG-FGA	3FG%	FT-FTA	FT%	OFF	DEF	TOT	AVG	PF-FO	AST	TO	BLK	STL	PTS	AVG				
2019-20	Pitt	26	0	241	9.3	29	69	.420	0	1	.000	12	25	.480	24	20	44	1.7	29	0	5	13	4	5	70	2.7
2020-21	Pitt	21	19	476	22.7	46	89	.517	2	6	.333	20	27	.741	33	53	86	4.1	67	3	19	15	18	15	114	5.4
TOTAL		47	19	717	15.3	75	158	.475	2	7	.286	32	52	.615	57	73	130	2.8	96	3	24	28	22	20	184	3.9

CAREER HIGHS

Points	15, at Wake Forest, 1/23/21
FG	5, at Virginia Tech, 2/15/20
FGA	10, at Virginia Tech, 2/15/20
3FG	1, 2x; last vs. Wake Forest, 3/2/21
3FGA	2, 2x; last vs. Wake Forest, 3/2/21
FT	6, at Wake Forest, 1/23/21
FTA	7, at Wake Forest, 1/23/21
Rebounds	9, vs. Gardner-Webb, 12/12/20
Off. Rebounds	4, 4x; last at Virginia, 2/6/21
Def. Rebounds	5, 4x; last vs. Wake Forest, 3/2/21
Assists	3, vs. Wake Forest, 3/2/21
Steals	3, at Georgia Tech, 2/14/21
Blocks	3, vs. Drexel, 11/28/20
Minutes	37, at Georgia Tech, 2/14/21

Double-Figure Points	2020-21	1	Career	3
5 or more Rebounds		7		8
2 or more Blocks		4		4
2 or more Steals		5		5
10+ Minutes		20		28
20+ Minutes		15		16
Charges Drawn		1		2
Dunks		4		4



TERRELL BROWN | #21

SR-3L • F/C • 6-10 • 235
 Providence, R.I. • Tilton School [N.H.]



Opponent	Date	GS	MIN	Total		3-Pointers		Free throws		Rebounds				PF	A	T/O	BLK	STL	PTS	AVG
				FG-FGA	PCT	3FG-3FGA	PCT	FT-FTA	PCT	OFF	DEF	TOT	AVG							
Saint Francis (PA)	11/25/2020		09:51	2-5	.400	0-0	.000	1-1	1.000	0	2	2	2.0	1	0	0	2	0	5	5.0
Northern Ill.	12/05/2020		06:25	0-2	.000	0-0	.000	0-0	.000	3	0	3	2.5	2	0	0	0	0	0	2.5
at Northwestern	12/09/2020		01:13	0-1	.000	0-0	.000	0-0	.000	0	0	0	1.7	0	0	0	0	0	1.7	
Gardner-Webb	12/12/2020		09:45	1-3	.333	0-0	.000	2-6	.333	5	1	6	2.8	2	0	2	2	0	4	2.3
at Miami (FL)	12/16/2020		05:04	0-0	.000	0-0	.000	0-0	.000	0	1	1	2.4	1	0	0	0	0	1.8	
Louisville	12/22/2020		04:16	0-0	.000	0-0	.000	1-2	.500	0	0	0	2.0	0	0	0	0	0	1.7	
at Syracuse	01/06/2021		20:35	4-6	.667	0-0	.000	0-0	.000	1	3	4	2.3	1	0	2	0	0	8	2.6
Syracuse	01/16/2021		08:18	0-0	.000	0-0	.000	0-0	.000	0	2	2	2.3	4	0	0	1	0	0	2.3
Duke	01/19/2021		09:40	1-3	.333	0-0	.000	2-2	1.000	0	0	0	2.0	1	0	0	2	0	4	2.4
at Wake Forest	01/23/2021		15:00	1-3	.333	0-0	.000	2-2	1.000	1	1	2	2.0	4	0	1	1	0	4	2.6
North Carolina	01/26/2021		11:57	1-4	.250	0-0	.000	0-0	.000	1	0	1	1.9	3	0	1	0	0	2	2.5
Notre Dame	01/30/2021		03:20	0-0	.000	0-0	.000	0-0	.000	0	1	1	1.8	0	0	0	0	0	0	2.3
Virginia Tech	02/03/2021		12:31	0-0	.000	0-0	.000	0-0	.000	0	1	1	1.8	3	0	0	0	1	0	2.2
at Virginia	02/06/2021		03:09	0-0	.000	0-0	.000	0-0	.000	0	0	0	1.6	0	0	1	0	0	0	2.0
at Georgia Tech	02/14/2021		02:42	0-0	.000	0-0	.000	0-0	.000	0	0	0	1.5	1	0	1	0	0	0	1.9
NC State	02/17/2021		24:51	3-5	.600	0-0	.000	0-0	.000	4	3	7	1.9	2	1	1	3	0	6	2.1
Florida St.	02/20/2021		11:32	0-0	.000	0-0	.000	1-2	.500	3	0	3	1.9	3	0	0	0	0	1	2.1
at NC State	02/28/2021		32:39	5-10	.500	0-0	.000	1-2	.500	5	6	11	2.4	3	0	1	2	0	11	2.6
Wake Forest	03/02/2021	*	13:25	2-3	.667	0-0	.000	0-0	.000	1	3	4	2.5	1	1	4	0	0	4	2.6
at Clemson	03/06/2021		15:52	0-0	.000	0-0	.000	3-4	.750	2	3	5	2.7	2	0	2	1	0	3	2.7
Totals		1	222:04	20-45	.444	0-0	.000	13-21	.619	26	27	53	2.7	34	2	16	14	1	53	2.7

SEASON	TEAM	GP-GS	MIN/AVG	Field Goals		3-Point		F-Throws		Rebounds				Scoring						
				FG-FGA	FG%	3FG-FGA	3FG%	FT-FTA	FT%	OFF	DEF	TOT	AVG	PF-FO	AST	TO	BLK	STL	PTS	AVG
2017-18	Pitt	31-17	535/17.3	56-134	.418	3-18	.167	22-35	.629	39	65	104	3.4	69-3	17	30	46	7	137	4.4
2018-19	Pitt	33-16	629/19.1	68-156	.436	3-13	.231	48-73	.658	55	95	150	4.5	68-2	6	35	60	7	187	5.7
2019-20	Pitt	33-12	606/18.4	64-122	.525	0-4	.000	33-52	.635	49	65	114	3.5	67-2	5	26	50	11	161	4.9
2020-21	Pitt	20-1	222/11.1	20-45	.444	0-0	.000	13-21	.619	26	27	53	2.7	34-0	2	16	14	1	53	2.7
TOTAL		117-46	1992/17.0	208-457	.455	6-35	.171	116-181	.641	169	252	421	3.6	238-7	30	107	170	26	538	4.6

CAREER HIGHS

Points	19, at Clemson, 2/8/18
FG	9, at Clemson, 2/8/18
FGA	15, at Clemson, 2/8/18
3FG	2, vs. NC State, 2/9/19
3FGA	3, 2x; last vs. NC State, 2/9/19
FT	7, vs. Clemson, 2/27/19
FTA	8, 2x; last vs. Clemson, 2/27/19
Rebounds	13, vs. Syracuse, 3/13/19
Off. Rebounds	6, vs. Syracuse, 3/13/19
Def. Rebounds	7, 4x; last vs. Syracuse, 3/13/19
Assists	4, vs. McNeese State, 12/16/17
Steals	2, 5x; last vs. Georgia Tech, 2/8/20
Blocks	9, vs. Colgate, 12/29/18
Minutes	35, 2x; last at Robert Morris, 11/12/19

	2020-21	Career
Double-Figure Points	1	19
Double-Figure Rebounds	1	2
5 or more Rebounds	4	37
2 or more Blocks	5	45
2 or more Steals	-	5
20+ Minutes	3	46
30+ Minutes	1	9
Dunks	7	77



NIKE SIBANDE | #22

SR-TR • G • 6-4 • 185

Indianapolis, Ind. • Crispus Attucks / Miami [Ohio]



Opponent	Date	GS	MIN	Total		3-Pointers		Free throws		Rebounds				PF	A	T/O	BLK	STL	PTS	AVG
				FG-FGA	PCT	3FG-3FGA	PCT	FT-FTA	PCT	OFF	DEF	TOT	AVG							
at Miami (FL)	12/16/2020		07:59	1-2	.500	1-1	1.000	0-0	.000	1	1	2	2.0	2	0	3	0	0	3	3.0
Louisville	12/22/2020	*	25:36	3-7	.429	1-3	.333	1-3	.333	0	3	3	2.5	3	2	2	0	1	8	5.5
Duke	01/19/2021		07:05	1-2	.500	1-2	.500	0-0	.000	0	0	0	1.7	0	1	0	0	0	3	4.7
at Wake Forest	01/23/2021		15:09	1-2	.500	1-1	1.000	0-0	.000	0	2	2	1.8	1	0	0	0	0	3	4.3
North Carolina	01/26/2021		07:11	0-1	.000	0-1	.000	0-0	.000	0	0	0	1.4	0	0	0	0	0	0	3.4
Notre Dame	01/30/2021		11:59	1-7	.143	0-2	.000	0-0	.000	2	1	3	1.7	1	3	1	0	0	2	3.2
Virginia Tech	02/03/2021	*	07:46	0-3	.000	0-1	.000	0-0	.000	0	0	0	1.4	0	0	1	0	0	0	2.7
at Georgia Tech	02/14/2021		02:27	0-0	.000	0-0	.000	0-0	.000	0	0	0	1.3	0	0	0	0	0	0	2.4
NC State	02/17/2021	*	14:05	1-3	.333	1-3	.333	0-0	.000	1	0	1	1.2	0	2	1	0	1	3	2.4
Florida St.	02/20/2021	*	36:12	4-13	.308	2-6	.333	2-4	.500	3	4	7	1.8	2	2	2	0	0	12	3.4
at NC State	02/28/2021	*	38:12	3-10	.300	1-5	.200	2-5	.400	2	3	5	2.1	2	3	2	0	1	9	3.9
Wake Forest	03/02/2021	*	36:54	7-13	.538	3-5	.600	6-6	1.000	1	8	9	2.7	0	4	1	1	1	23	5.5
at Clemson	03/06/2021	*	26:43	3-4	.750	1-1	1.000	0-1	.000	1	3	4	2.8	3	2	3	0	0	7	5.6
Totals			7 237:17	25-67	.373	12-31	.387	11-19	.579	11	25	36	2.8	14	19	16	1	4	73	5.6

SEASON	TEAM	GP-GS	MIN/AVG	Field Goals		3-Point		F-Throws		Rebounds				Scoring						
				FG-FGA	FG%	3FG-FGA	3FG%	FT-FTA	FT%	OFF	DEF	TOT	AVG	PF-FO	AST	TO	BLK	STL	PTS	AVG
2017-18	Miami	34-34	1117/32.9	171-413	.414	77-220	.350	96-131	.733	28	118	146	4.3	63-0	42	72	5	39	515	15.1
2018-19	Miami	32-31	960/30.0	165-419	.394	76-231	.329	110-158	.696	28	134	162	5.1	61-0	38	64	13	27	516	16.1
2019-20	Miami	31-30	894/28.8	147-334	.440	33-103	.320	105-128	.820	33	149	182	5.9	63-2	54	86	4	26	432	13.9
2020-21	Pitt	13-7	237/18.3	25-67	.373	12-31	.387	11-19	.579	11	25	36	2.8	14-0	19	16	1	4	73	5.6
TOTAL FOR Pitt		13-7	237/18.3	25-67	.373	12-31	.387	11-19	.579	11	25	36	2.8	14-0	19	16	1	4	73	5.6
TOTAL		110-102	3208/29.2	508-1233	.412	198-585	.338	322-436	.739	100	426	526	4.8	201-2	153	238	23	96	1536	14.0

CAREER HIGHS

Points	31, at Buffalo, 3/9/20	2020-21	Career
FG	11, at Campbell, 3/14/18	30+ Point Games	-
FGA	20, 5x; last at Evansville, 12/17/19	20+ Point Games	1
3FG	7, at Campbell, 3/14/18	Double-Figure Points	2
3FGA	12, 2x; last Central Michigan, 1/15/19	Double-Figures Rebounds	-
FT	11, at Akron, 3/11/19	Double-Doubles	-
FTA	16, at Akron, 3/11/19	5 or more Rebounds	3
Rebounds	11, 4x; last Bowling Green, 2/29/20	4 or more Assists	1
Off. Rebounds	4, 2x; last at Akron, 2/22/20	3 or more 3PT FG	1
Def. Rebounds	10, 4x; last at Ball State, 1/18/20	2 or more Steals	-
Assists	6, Wilberforce, 12/30/19	20+ Minutes	5
Steals	6, at Eastern Michigan, 2/13/18	30+ Minutes	3
Blocks	2, 5x; last Central Michigan, 2/27/20	40+ Minutes	-
Minutes	41, at Western Illinois, 12/2/17	Dunks	-
		Charges Drawn	-



JOHN HUGLEY | #23

FR-HS • F • 6-9 • 240
Cleveland, Ohio • Brush



Opponent	Date	GS	MIN	Total		3-Pointers		Free throws		Rebounds				PF	A	T/O	BLK	STL	PTS	AVG
				FG-FGA	PCT	3FG-3FGA	PCT	FT-FTA	PCT	OFF	DEF	TOT	AVG							
Saint Francis (PA)	11/25/2020	*	19:34	3-10	.300	0-1	.000	1-1	1.000	4	4	8	8.0	3	0	4	0	0	7	7.0
Drexel	11/28/2020		09:33	1-1	1.000	0-0	.000	0-0	.000	0	1	1	4.5	1	0	0	0	0	2	4.5
Northern Ill.	12/05/2020		14:17	3-6	.500	0-0	.000	0-0	.000	2	3	5	4.7	3	0	0	0	0	6	5.0
at Northwestern	12/09/2020		09:56	1-3	.333	0-0	.000	1-1	1.000	2	1	3	4.3	2	1	2	0	0	3	4.5
Gardner-Webb	12/12/2020		12:40	1-5	.200	0-1	.000	0-0	.000	0	6	6	4.6	2	0	1	0	0	2	4.0
at Miami (FL)	12/16/2020		12:52	3-5	.600	0-0	.000	3-5	.600	0	0	0	3.8	3	1	1	1	1	9	4.8
Louisville	12/22/2020		24:26	3-8	.375	0-0	.000	1-3	.333	4	3	7	4.3	3	1	0	0	1	7	5.1
Totals		1	103:18	15-38	.395	0-2	.000	6-10	.600	12	18	30	4.3	17	3	8	1	2	36	5.1

SEASON	TEAM	GP-GS	MIN/AVG	Field Goals		3-Point		F-Throws		Rebounds				Scoring						
				FG-FGA	FG%	3FG-FGA	3FG%	FT-FTA	FT%	OFF	DEF	TOT	AVG	PF	FO	AST	TO	BLK	STL	PTS
2020-21	Pitt	7-1	103/14.8	15-38	.395	0-2	.000	6-10	.600	12	18	30	4.3	17-0	3	8	1	2	36	5.1
TOTAL		7-1	103/14.8	15-38	.395	0-2	.000	6-10	.600	12	18	30	4.3	17-0	3	8	1	2	36	5.1

CAREER HIGHS

Points	9, at Miami, 12/16/20
FG	3, 4x; last vs. Louisville, 12/22/20
FGA	10, vs. Saint Francis, 11/25/20
3FG	-
3FGA	1, 2x; last vs. Gardner-Webb, 12/12/20
FT	3, at Miami, 12/16/20
FTA	5, at Miami, 12/16/20
Rebounds	8, vs. Saint Francis, 11/25/20
Off. Rebounds	4, 2x; last vs. Louisville, 12/22/20
Def. Rebounds	6, vs. Gardner-Webb, 12/12/20
Assists	1, 2x; last vs. Louisville, 12/22/20
Steals	1, 2x; last vs. Louisville, 12/22/20
Blocks	1, at Miami, 12/16/20
Minutes	24, vs. Louisville, 12/22/20

	2020-21	Career
Double-Figure Points	-	-
Double-Figure Rebounds	-	-
5 or more Rebounds	4	4
3 or more Assists	-	-
2 or more 3PT FG	-	-
2 or more Steals	-	-
2 or more Blocks	-	-
20+ Minutes	2	2
30+ Minutes	-	-
Dunks	1	1
Charges Drawn	-	-



WILLIAM JEFFRESS | #24

FR-HS • G/F • 6-7 • 205
Erie, Pa. • McDowell



Opponent	Date	GS	MIN	Total		3-Pointers		Free throws		Rebounds				PF	A	T/O	BLK	STL	PTS	AVG
				FG-FGA	PCT	3FG-3FGA	PCT	FT-FTA	PCT	OFF	DEF	TOT	AVG							
Saint Francis (PA)	11/25/2020		20:24	3-5	.600	1-2	.500	0-0	.000	0	4	4	4.0	3	1	1	0	1	7	7.0
Drexel	11/28/2020		18:06	1-4	.250	0-3	.000	0-0	.000	0	1	1	2.5	0	0	1	0	0	2	4.5
Northern Ill.	12/05/2020		13:36	0-0	.000	0-0	.000	1-2	.500	0	0	0	1.7	0	1	0	0	1	1	3.3
at Northwestern	12/09/2020		32:42	3-11	.273	1-3	.333	0-0	.000	2	2	4	2.3	2	2	0	0	1	7	4.3
Gardner-Webb	12/12/2020		15:47	0-5	.000	0-2	.000	0-0	.000	1	5	6	3.0	2	0	1	0	2	0	3.4
at Miami (FL)	12/16/2020		08:47	0-2	.000	0-1	.000	0-0	.000	0	0	0	2.5	0	0	0	0	0	0	2.8
Louisville	12/22/2020		12:42	0-1	.000	0-0	.000	0-0	.000	1	1	2	2.4	0	0	0	1	0	0	2.4
at Syracuse	01/06/2021	*	27:12	1-6	.167	0-2	.000	0-0	.000	4	4	8	3.1	1	1	0	0	0	2	2.4
Syracuse	01/16/2021		06:31	1-1	1.000	0-0	.000	0-0	.000	0	0	0	2.8	1	1	0	0	0	2	2.3
Notre Dame	01/30/2021		13:41	0-6	.000	0-2	.000	1-2	.500	2	0	2	2.7	3	2	0	0	0	1	2.2
at Georgia Tech	02/14/2021		08:09	0-0	.000	0-0	.000	2-4	.500	0	2	2	2.6	0	0	0	0	0	2	2.2
Florida St.	02/20/2021		02:09	0-0	.000	0-0	.000	0-0	.000	0	0	0	2.4	1	0	0	0	0	0	2.0
at NC State	02/28/2021		18:58	1-5	.200	1-2	.500	0-2	.000	2	0	2	2.4	2	1	1	1	0	3	2.1
Wake Forest	03/02/2021	*	37:02	3-9	.333	0-2	.000	2-2	1.000	1	2	3	2.4	4	2	2	2	0	8	2.5
at Clemson	03/06/2021	*	28:13	0-2	.000	0-1	.000	4-4	1.000	1	0	1	2.3	1	0	1	0	1	4	2.6
Totals		3	263:58	13-57	.228	3-20	.150	10-16	.625	14	21	35	2.3	20	11	7	4	6	39	2.6

				Field Goals		3-Point		F-Throws		Rebounds				Scoring							
SEASON	TEAM	GP-GS	MIN/AVG	FG-FGA	FG%	3FG-FGA	3FG%	FT-FTA	FT%	OFF	DEF	TOT	AVG	PF	FO	AST	TO	BLK	STL	PTS	AVG
2020-21	Pitt	15-3	264/17.6	13-57	.228	3-20	.150	10-16	.625	14	21	35	2.3	20-0	11	7	4	6	6	39	2.6
TOTAL		15-3	264/17.6	13-57	.228	3-20	.150	10-16	.625	14	21	35	2.3	20-0	11	7	4	6	6	39	2.6

CAREER HIGHS

Points	8, vs. Wake Forest, 3/2/21	2020-21	Career
FG	3, 3x; last vs. Wake Forest, 3/2/21	-	-
FGA	11, at Northwestern, 2/9/20	5 or more Rebounds	2
3FG	1, 3x; last at NC State, 2/28/21	3 or more Assists	-
3FGA	3, 2x; last at Northwestern, 2/9/20	2 or more 3PT FG	-
FT	4, at Clemson, 3/6/21	2 or more Steals	1
FTA	4, 2x; last at Clemson, 3/6/21	20+ Minutes	5
Rebounds	8, at Syracuse, 1/6/21	30+ Minutes	2
Off. Rebounds	4, at Syracuse, 1/6/21	Dunks	2
Def. Rebounds	5, vs. Gardner-Webb, 12/12/20	Charges Drawn	4
Assists	2, 3x; last vs. Wake Forest, 3/2/21		
Steals	2, vs. Gardner-Webb, 12/12/20		
Blocks	2, vs. Wake Forest, 3/2/21		
Minutes	37, vs. Wake Forest, 3/2/21		



ONYEBUCHI EZEAKUDO | #31

JR-1L • G • 6-0 • 180
Fort Wayne, Ind. • Homestead



Opponent	Date	GS	MIN	Total		3-Pointers		Free throws		Rebounds				PF	A	T/O	BLK	STL	PTS	AVG
				FG-FGA	PCT	3FG-3FGA	PCT	FT-FTA	PCT	OFF	DEF	TOT	AVG							
Northern Ill.	12/05/2020		03:49	1-1	1.000	1-1	1.000	0-0	.000	0	0	0	0.0	0	1	0	0	0	3	3.0
Gardner-Webb	12/12/2020		01:43	0-0	.000	0-0	.000	0-0	.000	0	0	0	0.0	0	0	1	0	0	0	1.5
at Miami (FL)	12/16/2020		02:08	0-0	.000	0-0	.000	0-0	.000	0	0	0	0.0	1	0	0	0	0	0	1.0
Syracuse	01/16/2021		00:31	0-0	.000	0-0	.000	0-0	.000	0	0	0	0.0	0	0	0	0	0	0	0.8
Notre Dame	01/30/2021		11:55	1-2	.500	1-1	1.000	0-0	.000	0	2	2	0.4	1	1	0	0	1	3	1.2
at NC State	02/28/2021		02:11	0-0	.000	0-0	.000	0-0	.000	0	1	1	0.5	1	0	0	0	0	0	1.0
Wake Forest	03/02/2021		07:31	1-1	1.000	0-0	.000	0-0	.000	0	0	0	0.4	1	1	0	0	1	2	1.1
at Clemson	03/06/2021	*	11:13	1-1	1.000	1-1	1.000	0-0	.000	0	0	0	0.4	1	2	2	0	1	3	1.4
Totals			1 41:01	4-5	.800	3-3	1.000	0-0	.000	0	3	3	0.4	5	5	3	0	3	11	1.4

SEASON	TEAM	GP-GS	MIN/AVG	Field Goals		3-Point		F-Throws		Rebounds				Scoring						
				FG-FGA	FG%	3FG-FGA	3FG%	FT-FTA	FT%	OFF	DEF	TOT	AVG	PF-FO	AST	TO	BLK	STL	PTS	AVG
2018-19	Pitt	2-0	5/2.4	0-1	.000	0-1	.000	0-0	.000	1	0	1	0.5	0-0	3	0	0	1	0	0.0
2019-20	Pitt	13-0	39/3.0	1-4	.250	0-2	.000	0-0	.000	2	4	6	0.5	1-0	3	3	0	4	2	0.2
2020-21	Pitt	8-1	41/5.1	4-5	.800	3-3	1.000	0-0	.000	0	3	3	0.4	5-0	5	3	0	3	11	1.4
TOTAL		23-1	85/3.7	5-10	.500	3-6	.500	0-0	.000	3	7	10	0.4	6-0	11	6	0	8	13	0.6

CAREER HIGHS

Points	3, 3x; last at Clemson, 3/6/21
FG	1, 5x; last at Clemson, 3/6/21
FGA	4, at Clemson, 3/6/21
3FG	1, 3x; last at Clemson, 3/6/21
3FGA	1, 5x; last at Clemson, 3/6/21
FT	-
FTA	-
Rebounds	2, 2x; last vs. Notre Dame, 1/30/21
Off. Rebounds	1, 3x; last vs. Monmouth, 11/18/19
Def. Rebounds	2, 2x; last vs. Notre Dame, 1/30/21
Assists	2, 3x; last at Clemson, 3/6/21
Steals	2, vs. Arkansas Pine Bluff, 11/21/19
Blocks	-
Minutes	12, vs. Notre Dame, 1/30/21

	2020-21	Career
5 or more Points	-	-
3 or more Rebounds	-	-
2 or more Blocks	-	-
2 or more Steals	-	1
10+ Minutes	2	2
20+ Minutes	-	-



MAX AMADASUN | #35

FR-HS • C • 6-10 • 230

Dublin, Ireland • Our Saviour Lutheran [N.Y.]



Opponent	Date	GS	MIN	Total		3-Pointers		Free throws		Rebounds				PF	A	T/O	BLK	STL	PTS	AVG
				FG-FGA	PCT	3FG-3FGA	PCT	FT-FTA	PCT	OFF	DEF	TOT	AVG							
Northern Ill.	12/05/2020		03:50	1-1	1.000	0-0	.000	0-0	.000	0	0	0	0.0	2	0	0	0	0	2	2.0
Gardner-Webb	12/12/2020		00:48	0-0	.000	0-0	.000	0-0	.000	0	0	0	0.0	0	0	0	0	0	0	1.0
North Carolina	01/26/2021		01:52	0-0	.000	0-0	.000	0-0	.000	0	0	0	0.0	0	0	0	0	0	0	0.7
Notre Dame	01/30/2021		05:22	0-4	.000	0-0	.000	0-0	.000	1	2	3	0.8	0	0	0	0	0	0	0.5
Totals		0	11:52	1-5	.200	0-0	.000	0-0	.000	1	2	3	0.8	2	0	0	0	0	2	0.5

				Field Goals		3-Point		F-Throws		Rebounds				Scoring						
SEASON	TEAM	GP-GS	MIN/AVG	FG-FGA	FG%	3FG-FGA	3FG%	FT-FTA	FT%	OFF	DEF	TOT	AVG	PF-FO	AST	TO	BLK	STL	PTS	AVG
2020-21	Pitt	4-0	12/3.0	1-5	.200	0-0	.000	0-0	.000	1	2	3	0.8	2-0	0	0	0	0	2	0.5
TOTAL		4-0	12/3.0	1-5	.200	0-0	.000	0-0	.000	1	2	3	0.8	2-0	0	0	0	0	2	0.5

CAREER HIGHS

Points	2, vs. Northern Illinois, 12/5/20	2020-21	Career
FG	1, vs. Northern Illinois, 12/5/20	-	-
FGA	4, vs. Notre Dame, 1/30/21	-	-
3FG	-	-	-
3FGA	-	-	-
FT	-	-	-
FTA	-	-	-
Rebounds	3, vs. Notre Dame, 1/30/21	-	-
Off. Rebounds	1, vs. Notre Dame, 1/30/21	-	-
Def. Rebounds	2, vs. Notre Dame, 1/30/21	-	-
Assists	-	-	-
Steals	-	-	-
Blocks	-	-	-
Minutes	5, vs. Notre Dame, 1/30/21	-	-
Double-Figure Points	-	-	-
5 or more Rebounds	-	-	-
2 or more Blocks	-	-	-
2 or more Steals	-	-	-
10+ Minutes	-	-	-
20+ Minutes	-	-	-
Dunks	-	-	-
Charges Drawn	-	-	-



JEFF CAPEL | DUKE '97

Head Coach • Third Season at Pitt (12th overall)

Overall Record: 202-157 (.563)

Conference Record: 98-104 (.485)

CAPEL RECORD WHEN

	2020-21	at Pitt	Total
Overall	10-11	40-47	202-157
Home	7-6	29-20	130-48
Road	3-5	5-25	45-86
Neutral	-	6-2	27-24
Conf. Regular Season	6-10	15-39	98-104
Home	4-5	12-16	63-38
Road	2-5	3-23	35-66
Conference Tournament	-	2-2	12-10
NCAA Tournament	-	-	4-3
NIT	-	-	0-1
Regular Season Non-Con	4-1	23-6	88-39
Home	3-1	17-4	62-9
Road	1-0	2-2	10-18
Neutral	-	4-0	16-12
Leading at the half	6-1	27-8	158-30
Trailing at the half	3-10	10-39	38-125
Tied at the half	1-0	3-0	6-2
Shoots 60% or better	1-0	2-0	8-0
Shoots 50% or better	4-1	11-2	83-10
Shoots under 30%	-	0-4	0-7
Holds Opp. to less than 50%	10-6	38-35	196-110
Holds Opp. to less than 40%	7-1	26-6	118-16
Holds Opp. to less than 30%	1-0	2-0	17-0
Outrebounds Opp.	8-7	22-14	133-40
20 or more assists	3-0	5-0	24-0
10 or more 3FG	1-0	3-4	30-16
More made FTs than Opp.	8-4	31-22	144-41
Overtime Games	-	1-2	14-5
Double-overtime games	-	-	2-1
vs. Ranked Opponents (AP)	1-2	2-13	10-47
vs. Unranked Opponents	9-9	37-33	191-109
In November	1-1	14-4	37-19
In December	4-1	11-4	48-20
In January	3-3	8-14	56-40
In February	1-5	3-19	38-54
In March	1-1	4-6	23-24
Scores 59 points or less	0-2	2-18	11-61
Scores 60+ points	10-9	37-28	190-95
Scores 70+ points	8-4	28-11	146-34
Scores 80+ points	4-0	11-1	68-5
Scores 90+ points	1-0	4-0	27-1
Scores 100+ points	-	-	3-0

BY THE NUMBERS

Team Accomplishments

Overall record	202-157 (.563)
30-win seasons	1
25-win seasons	1
20-win seasons	3
20-win/10-league win seasons	2
10-win league seasons	4

National Achievements

NCAA Tournament appearances	3
NCAA Tournament record	4-3
Sweet Sixteen appearances	1
Earned a high seed (1-4)	1
Total postseason appearances (NIT & NCAA)	4

Conference Achievements

Total conference titles	2
Tournament	1
Regular Season	1
Regular season W-L	98-104 (.485)
ACC	15-39
Big 12	33-43
Colonial Athletic Conference	50-22
Conference Tournament W-L	12-10
ACC	2-2
Big 12	3-5
Colonial Athletic Conference	7-3
Tournament title game appearances	2

In The Associated Press Poll

Weeks ranked	22
Highest ranking	2 (3x)
Highest final ranking	7 (2009)
Weeks in the AP Top 10	16
Record when ranked	33-9

Honors & Awards

National Player of the Year	1 (Blake Griffin)
All-America selections	1
Conference Player of the Year	2
Conference Rookie of the Year	2
All-Conference selections	11
Conference All-Defensive Team selections	1
Conference All-Freshman Team selections	5
Academic All-Conference	14

In The NBA Draft

First round draft picks (as a head coach)	2
Highest draft pick	No. 1 (Blake Griffin)
Lottery picks	1
Total draft picks	6
First round draft picks (as a head coach & ast. coach)	18
Highest draft pick	No. 1 (Blake Griffin)
Lottery picks	10
Total draft picks	27

On the Recruiting Trail

McDonald's All-Americans signed (as a head coach)	4
McDonald's All-Americans signed (as a head coach & ast. coach)	23
Top 10 recruiting classes (as a head coach & ast. coach)	6

YEAR-BY-YEAR RECORDS

Year	Overall		Conference		Con. Tourn.		NCAA		NIT		RS Non-Conf.		Home		Road		Neutral		vs. Top-25	
	W-L	Pct.	W-L	Pct.	W-L	Pct.	W-L	Pct.	W-L	Pct.	W-L	Pct.	W-L	Pct.	W-L	Pct.	W-L	Pct.	W-L	Pct.
VCU																				
2002-03	18-10	.643	12-6	.667	1-1	.500	0-0	.000	0-0	.000	5-3	.625	12-3	.800	5-6	.455	1-1	.500	0-0	.000
2003-04	23-8	.742	14-4	.778	3-0	1.000	0-1	.000	0-0	.000	6-3	.667	12-3	.800	8-4	.667	3-1	.750	0-2	.000
2004-05	19-13	.594	13-5	.722	2-1	.667	0-0	.000	0-1	.000	4-6	.444	11-4	.733	6-8	.429	2-1	.677	0-1	.000
2005-06	19-10	.655	11-7	.611	1-1	.500	0-0	.000	0-0	.000	7-2	.778	12-2	.857	6-7	.462	1-1	.500	0-0	.000
Oklahoma																				
2006-07	16-15	.516	6-10	.375	1-1	.500	0-0	.000	0-0	.000	9-4	.692	12-4	.750	1-8	.111	3-3	.500	1-8	.111
2007-08	23-12	.657	9-7	.563	1-1	.500	1-1	.500	0-0	.000	12-3	.800	14-3	.824	5-6	.455	4-3	.571	3-8	.273
2008-09	30-6	.833	13-3	.813	0-1	.000	3-1	.750	0-0	.000	14-1	.933	16-1	.941	8-3	.727	6-2	.750	4-3	.571
*2009-10	13-18	.419	4-12	.250	0-1	.000	0-0	.000	0-0	.000	9-5	.643	11-4	.733	1-10	.091	1-4	.200	1-4	.200
2010-11	14-18	.438	5-11	.313	1-1	.500	0-0	.000	0-0	.000	8-6	.571	12-4	.750	1-9	.100	1-5	.167	0-8	.000
Pitt																				
2018-19	14-19	.424	3-15	.167	1-1	.500	-	-	-	-	10-3	.769	11-7	.611	0-11	.000	3-1	.750	1-7	.125
2019-20	16-17	.485	6-14	.300	1-1	.500	-	-	-	-	9-2	.818	11-7	.611	2-9	.182	3-1	.750	0-4	.000
2020-21	10-11	.476	6-10	.375	-	-	-	-	-	-	4-1	.800	7-6	.539	3-5	.375	-	-	1-2	.333
Career	202-157	.563	98-104	.485	12-10	.546	4-3	.571	0-1	.000	88-39	.693	130-48	.730	45-86	.344	27-24	.529	10-47	.175

* Oklahoma vacated 13 regular season wins, including four conference wins, due to use of an ineligible player during the 2009-10 season; vacated wins not included in career totals

2020-21 PITT BASKETBALL CHART

Overall Record: 10-11 (Home: 7-6; Road: 3-5; Neutral: 0-0)

ACC Record: 6-10 (Home: 4-5; Road: 2-5)

Date	Opponent	Result	Pitt High Scorer	Opponent High Scorer	Pitt High Rebounder	Opponent High Rebounder	Pitt High Assists	Att.
N. 25	SAINT FRANCIS	L, 80-70	ONEY (20)	DIXON-CONOVER (21)	HUGLEY (8)	THOMPSON (8)	JOHNSON (10)	500#
N. 28	DREXEL	W, 83-74	JOHNSON (27)	WYNTER (24)	CHAMPAGNIE (7)	BUTLER (8)	JOHNSON (8)	500#
D. 5	NORTHERN ILLINOIS	W, 89-59	CHAMPAGNIE (22)	HANKERSON (18)	CHAMPAGNIE (10)	CRUMP (9)	JOHNSON (7)	500#
ACC / Big Ten Challenge								
D. 9	at Northwestern	W, 71-70	Johnson (21)	Buie (14)	Champagnie (20)	Nance (7)	Johnson (4)	-
D. 12	GARDNER-WEBB	W, 67-50	CHAMPAGNIE (24)	CORNWELL (13)	CHAMPAGNIE (21)	DUFEAL (8)	CHAMPAGNIE (5)	-
D. 16	at Miami *	W, 70-55	Horton (18)	Wong (21)	Champagnie (9)	Walker (10)	three with (3)	-
D. 22	LOUISVILLE *	L, 64-54	ODUKALE (16)	JOHNSON (17)	HUGHLEY (7)	WILLIAMSON (12)	SIBANDE (2)	-
D. 29	at [-/20] Duke *	PPD	-	-	-	-	-	-
J. 2	NOTRE DAME *	PPD	-	-	-	-	-	-
J. 6	at Syracuse *	W, 63-60	Horton (14)	Griffin (15)	Toney (14)	Griffin (8)	Johnson (7)	-
J. 9	FLORIDA STATE *	PPD	-	-	-	-	-	-
J. 12	at Georgia Tech *	PPD	-	-	-	-	-	-
J. 16	SYRACUSE *	W, 96-76	CHAMPAGNIE (24)	GRIFFIN (28)	CHAMPAGNIE (16)	GUERRIER (12)	ODUKALE (8)	500#
J. 19	DUKE *	W, 79-73	CHAMPAGNIE (31)	JOHNSON (24)	CHAMPAGNIE (14)	JOHNSON (16)	JOHNSON (11)	500#
J. 23	at Boston College *	PPD	-	-	-	-	-	-
J. 23	at Wake Forest *	L, 76-75	Champagnie (17)	Massoud (31)	Champagnie (8)	Oguama (10)	Johnson (8)	79
J. 26	NORTH CAROLINA *	L, 75-65	CHAMPAGNIE (23)	BACOT (21)	CHAMPAGNIE (10)	BACOT (10)	JOHNSON (7)	500#
J. 30	NOTRE DAME *	L, 84-58	CHAMPAGNIE (19)	RYAN (19)	CHAMPAGNIE (11)	TWO WITH (9)	FOUR WITH (3)	500#
F. 3	[-/16] VIRGINIA TECH *	W, 83-72	JOHNSON (32)	ALUMA (30)	CHAMPAGNIE (13)	ALUMA (10)	JOHNSON (7)	500#
F. 6	[-/20] FLORIDA STATE *	PPD	-	-	-	-	-	-
F. 6	at [-/14] Virginia	L, 73-66	Champagnie (18)	Hauser (23)	Champagnie (10)	Huff (8)	Johnson (7)	0
F. 10	at Louisville *	PPD	-	-	-	-	-	-
F. 14	at Georgia Tech *	L, 71-65	Horton (18)	Wright (24)	Toney (9)	Alvarado (7)	Johnson & Odukale (4)	1,200#
F. 17	NC STATE *	L, 74-73	CHAMPAGNIE (18)	HELLEMS (17)	CHAMPAGNIE (10)	FUNDERBURK (8)	HORTON (5)	500#
F. 20	[-/16] FLORIDA STATE	L, 79-72	CHAMPAGNIE (21)	GRAY (16)	CHAMPAGNIE (10)	OSBORNE (9)	JOHNSON & ODUKALE (3)	500#
F. 21	CLEMSON *	PPD	-	-	-	-	-	-
F. 28	at NC State *	L, 65-62	Odukale (18)	Hellems (15)	Champagnie (12)	Hellems (9)	Odukale (5)	500
M. 2	WAKE FOREST *	W, 70-57	SIBANDE (23)	WILLIAMSON (17)	CHAMPAGNIE (13)	DUBOSE (7)	SIBANDE (4)	500#
M. 6	at Clemson *	L, 77-62	Champagnie (13)	Dawes (21)	Brown (5)	Trapp (6)	Odukale (3)	1,876

ACC Tournament

M. 9 vs. ¹³Miami < 2 p.m.

[-/-] Pitt / Opponent AP Poll rank

< - Greensboro Coliseum

* ACC contest

All Game times are Eastern Time Zone

HOME GAMES IN BOLD CAPS

total capacity permitted

Denotes rescheduled game

PITT BY THE NUMBERS

Seasons of Men's Basketball	114th
Total Games	2,844
All-time record	1,647-1,197
All-time ACC record (regular season only)	48-95 (7th season)
NCAA Tournament Appearances	26 (last in 2016)
NIT Appearances	9 (last in 2015)
20+ Win Seasons	22 (last in 2016)
30+ Win Seasons	2 (last in 2004)
Overtime Games	110 (60-50)
Pitt 100-Point Games	43 (43-0)
Consecutive games holding opponents under .500 shooting	0
Consecutive games holding opponents under 100 points	127
Consecutive games scoring at least 70 points	0

TEAM GAME HIGHS & LOWS

		PITT	OPPONENT
Points 1st Half	High Low	46, Drexel (11/28/20) 18, at Syracuse (1/6/21)	46 by Saint Francis (11/25/20) 18 by Gardner-Webb (12/12/20)
Points 2nd Half	High Low	64, Syracuse (1/16/21) 28, Louisville (12/22/20)	43, 2x; last by Virginia (2/6/21) 28, 2x; last by Wake Forest (3/2/21)
Total Points	High Low	96, Syracuse (1/16/21) 54, Louisville (12/22/20)	84 by Notre Dame (1/30/21) 50 by Gardner-Webb (12/12/20)
FG Made	High Low	31, 2x; last Syracuse (1/16/21) 20, at NC State (2/28/21)	32; 2x, last by Notre Dame (1/30/21) 17 by Miami (12/16/20)
FG Attempted	High Low	73, Notre Dame (1/30/21) 45, at Clemson (3/6/21)	70 by Duke (1/19/21) 46 by NC State (2/28/21)
FG Percentage	High Low	.620 [31-of-50], Drexel (11/28/20) .315 [23-of-73], Notre Dame (1/30/21)	.569 [29-of-51] by NC State (2/17/21) .297 [19-of-64] by Gardner-Webb (12/12/20)
3-Pt. FG Made	High Low	14, Northern Illinois (12/5/20) 1, Gardner-Webb (12/12/20)	15 by Wake Forest (1/23/21) 3, 2x; last by Syracuse (1/16/21)
3-Pt. FG Att.	High Low	29, Northern Illinois (12/5/20) 11, at NC State (2/28/21)	38 by Syracuse (1/6/21) 11 by NC State (2/17/21)
3-Pt. FG Pct.	High Low	.500 [9-of-18], at Clemson (3/6/21) .056 [1-of-18], Gardner-Webb (12/12/20)	.542 [13-of-24] by Notre Dame (1/30/21) .136 [3-of-22] by Syracuse (1/16/21)
FT Made	High Low	26, Syracuse (1/16/21) 4, Notre Dame (1/30/21)	24 by NC State (2/28/21) 4 by Syracuse (1/6/21)
FT Attempted	High Low	37, Duke (1/19/21) 5, Notre Dame (1/30/21)	34 by NC State (2/28/21) 5 by Syracuse (1/6/21)
FT Percentage	High Low	.880 [22-of-25], Virginia Tech (2/3/21) .421 [8-of-19], Louisville (12/22/20)	.913 [21-of-23] by Georgia Tech (2/14/21) .500 [7-of-14] by North Carolina (1/26/21)
Off. Rebounds	High Low	22, Saint Francis (11/25/20) 5, Virginia Tech (2/3/21)	15, 3x; last by Duke (1/19/21) 4, 4x; last by Wake Forest (3/2/21)
Def. Rebounds	High Low	38, Gardner-Webb (12/12/20) 16, NC State (2/17/21)	33, by Notre Dame (1/30/21) 18, 2x; last by NC State (2/17/21)
Total Rebounds	High Low	58, Gardner-Webb (12/12/20) 25, at Clemson (3/6/21)	45, by Louisville (12/22/20) 23 by Wake Forest (3/2/21)
Assists	High Low	26, Northern Illinois (12/5/20) 6, Louisville (12/22/20)	22 by North Carolina (1/26/21) 7 by Miami (12/16/20)
Blocked Shots	High Low	10, Saint Francis (11/25/20) 0 at Syracuse (1/6/21)	9 by Syracuse (1/16/21) 0 by Drexel (11/28/20)
Steals	High Low	11, at Wake Forest (1/23/21) 3, 2x; last North Carolina (1/26/21)	12 by Syracuse (1/6/21) 1 by Northern Illinois (12/5/20)
Turnovers	High Low	23, Saint Francis (11/25/20) 6, Syracuse (1/16/21)	18, 2x; last by Gardner-Webb (12/12/20) 5 by Syracuse (1/16/21)
Personal Fouls	High Low	25, at Northwestern (12/9/20) 11 at Virginia (2/6/21)	27 by Gardner-Webb (12/12/20) 9 by Notre Dame (1/30/21)

INDIVIDUAL GAME HIGHS & LOWS

	PITT	OPPONENT
Points	32, Xavier Johnson, Virginia Tech (2/3/21)	31, Ismael Massoud, Wake Forest (1/23/21)
FG Made	12, Justin Champagnie, Duke (1/19/21)	10, 3x; last Keve Aluma, Virginia Tech (2/3/21)
FG Attempted	20, 2x; last Justin Champagnie, Notre Dame (1/30/21)	18, Alan Griffin, Syracuse (1/16/21)
3-Pt. FG Made	5, 3x; last Ithiel Horton, Syracuse (1/16/21)	8, Ismael Massoud, Wake Forest (1/23/21)
3-Pt. FG Attempted	11, Ithiel Horton, at Syracuse (1/6/21)	10, 2x; last Ismael Massoud, Wake Forest (1/23/21)
FT Made	13, 2x; last Au'Diese Toney, Duke (1/19/21)	10, RayQuan Evans, Florida State (2/20/21)
FT Attempted	17, Au'Diese Toney, Duke (1/19/21)	12, RayQuan Evans, Florida State (2/20/21)
Rebounds	21, Justin Champagnie, Gardner-Webb (12/12/20)	16, Jalen Johnson, Duke (1/19/21)
Offensive Rebounds	7, Justin Champagnie, Gardner-Webb (12/12/20)	6, Jalen Johnson, Duke (1/19/21)
Defensive Rebounds	15, Justin Champagnie, at Northwestern (12/9/20)	10, 2x; last Jalen Johnson, Duke (1/19/21)
Assists	11, Xavier Johnson, Duke (1/19/21)	9, 2x; last Cam Hayes, NC State (2/17/21)
Turnovers	7, 2x; last Xavier Johnson, at Georgia Tech (2/14/21)	7, Harlond Beverly, Miami (12/16/20)
Blocked Shots	5, Justin Champagnie, Duke (1/19/21)	6, Manny Bates, NC State (2/28/21)
Steals	5, Justin Champagnie, at Wake Forest (1/23/21)	4, 2x; last Jordan Usher, Georgia Tech (2/14/21)
Minutes	40:00, Justin Champagnie, at Northwestern (12/9/20)	40:00, 2x; last Buddy Boenheim, Syracuse (1/16/21)

GAME-BY-GAME COMPARISON

Opponent	1st Half	2nd Half	Final	FG	FG PCT	3FG	3FG PCT	FT	FT PCT	REB	ASTS	TO	BLKS	STLS	FOULS
Saint Francis	33-46	37-34	70-80	27-68/27-63	.397/.429	6-24/9-25	.250/.360	10-16/17-24	.625/.708	47/38	16/17	23/15	7/2	4/11	22/16
Drexel	46-34	37-40	83-74	31-50/30-62	.620/.484	5-19/3-19	.263/.154	16-22/11-14	.727/.786	26/29	17/17	13/12	5/0	9/10	14/16
Northern Illinois	45-29	44-30	89-59	30-60/20-53	.500/.377	14-29/7-18	.483/.389	15-27/12-16	.556/.750	39/33	26/14	8/18	4/6	9/1	19/20
at Northwestern	22-33	49-37	71-70	25-71/21-57	.352/.368	8-23/8-28	.348/.286	13-21/20-27	.619/.741	54/34	15/12	13/13	5/2	5/4	24/20
Gardner-Webb	27-18	40-32	67-50	23-64/19-64	.359/.297	1-18/5-25	.056/.200	20-32/7-13	.620/.538	58/38	13/10	16/18	7/3	8/8	17/27
at Miami	27-25	43-30	70-55	26-54/17-52	.481/.327	7-17/5-23	.412/.208	11-16/16-31	.688/.516	43/29	16/7	16/13	2/5	8/6	23/14
Louisville	28-30	26-34	54-64	21-52/24-51	.404/.471	4-14/4-17	.286/.235	8-19/12-21	.421/.571	26/45	6/11	12/17	2/5	8/4	20/18
at Syracuse	18-32	45-28	63-60	23-65/22-60	.354/.367	7-28/12-38	.250/.316	10-16/4-5	.625/.800	49/33	13/18	16/13	0/5	3/12	12/18
Syracuse	32-37	64-39	96-76	31-67/27-67	.463/.403	8-23/3-22	.348/.136	26-32/19-22	.813/.864	47/35	20/17	6/5	4/9	4/2	18/22
Duke	43-34	36-39	79-73	24-52/27-70	.462/.386	7-20/8-28	.350/.286	24-37/11-19	.649/.579	42/43	21/20	13/11	7/5	6/8	15/24
at Wake Forest	45-38	30-38	75-76	27-59/26-56	.458/.464	5-12/15-32	.417/.469	16-23/9-12	.696/.750	34/31	16/18	11/15	2/5	11/6	15/22
North Carolina	27-34	38-41	65-75	23-55/32-61	.418/.525	6-15/4-17	.400/.235	13-17/7-14	.765/.500	29/37	17/22	11/13	5/6	3/6	13/15
Notre Dame	29-41	29-43	58-84	23-73/32-57	.315/.561	8-26/13-24	.308/.542	4-5/7-12	.800/.563	40/37	18/20	8/7	3/5	4/4	15/9
Virginia Tech	31-31	52-41	83-72	26-52/25-61	.500/.410	9-23/9-30	.391/.300	22-25/13-16	.880/813	33/31	13/19	7/8	2/5	6/2	18/21
at Virginia	27-30	39-43	66-73	26-60/25-47	.433/.532	4-14/12-24	.286/.500	10-15/11-14	.667/.786	33/27	11/13	9/12	1/2	4/5	11/15
at Georgia Tech	22-31	43-40	65-71	25-49/22-47	.510/.468	7-18/6-18	.389/.333	8-15/21-23	.533/.913	29/24	14/16	18/13	1/2	8/9	19/12
NC State	39-40	34-34	73-74	24-48/29-51	.500/.569	6-18/4-11	.333/.364	19-28/12-18	.679/.667	27/26	17/19	14/14	5/1	5/6	18/21
Florida State	33-39	39-40	72-79	26-68/26-58	.382/.448	4-17/4-14	.235/.286	16-22/23-29	.727/.793	39/43	12/14	8/11	2/6	6/3	20/17
at NC State	21-31	41-34	62-65	20-56/18-46	.345/.391	3-11/5-16	.273/.313	19-30/24-34	.633/.706	44/30	10/12	15/9	4/8	5/6	24/20
Wake Forest	30-29	40-28	70-57	24-52/19-53	.462/.358	6-15/10-29	.400/.345	16-24/9-14	.667/.643	42/23	16/14	13/9	7/3	6/6	13/17
at Clemson	36-38	26-39	62-77	20-45/29-52	.444/.568	9-18/12-25	.500/.480	13-17/7-9	.765/.778	25/26	8/18	13/11	3/3	9/3	13/13

GAME-BY-GAME SPECIALTY STATS

Opponent	Points in the Paint		Points Off Turnovers		2nd Chance Points		Fast Break Points		Bench Scoring	
	Pitt	Opp	Pitt	Opp	Pitt	Opp	Pitt	Opp	Pitt	Opp
Saint Francis	40	28	8	27	16	13	24	16	17	14
Drexel	36	48	11	13	8	12	23	9	8	3
Northern Illinois	28	18	33	3	16	10	16	6	18	12
at Northwestern	28	20	14	13	18	4	15	17	10	24
Gardner-Webb	36	24	12	11	17	6	9	14	14	22
at Miami	26	20	27	12	6	1	13	13	16	4
Louisville	24	34	21	15	10	15	8	11	24	9
at Syracuse	28	12	10	13	21	3	13	9	18	17
Syracuse	40	38	9	7	18	15	18	6	7	2
Duke	28	30	14	18	13	10	15	17	7	39
at Wake Forest	34	16	14	19	8	5	24	13	16	14
North Carolina	32	48	9	6	9	18	6	8	8	15
Notre Dame	24	28	4	12	16	10	6	6	11	27
Virginia Tech	28	30	10	12	4	10	10	0	47	12
at Virginia	42	18	17	10	12	6	16	4	6	14
at Georgia Tech	32	28	17	18	9	5	8	4	4	13
NC State	32	42	16	21	11	12	11	10	27	14
Florida State	38	44	6	8	20	17	8	17	9	33
NC State	24	24	10	23	15	5	12	9	17	18
Wake Forest	28	12	8	13	11	5	9	6	30	18
at Clemson	18	32	14	16	4	3	5	11	28	45

GAME-BY-GAME CHART

Opponent	Jersey	Tip	Largest	Largest	No. of	No. of Lead	Pitt	Opp	Game	Pitt's First Sub
			Pitt Lead	Pitt Deficit	Ties	Changes	Led For	Led For	Tied For	
Saint Francis	White	Pitt	2	20	1	1	0:13	37:44	1:17	Coulibaly
Drexel	White	Pitt	16	none	2	0	39:06	0:00	0:54	Jeffress
Northern Illinois	White	Pitt	36	none	1	0	39:15	0:00	0:45	Hugley
at Northwestern	Blue	NW	1	14	0	1	0:05	38:14	1:41	Hugley
Gardner-Webb	White	GWU	22	none	0	0	39:08	0:00	0:52	Odukale
at Miami	Blue	Pitt	18	2	2	4	34:46	3:28	1:46	Hugley
Louisville	White	Lville	none	13	1	0	0:00	39:03	0:57	Hugley
at Syracuse	Blue	Cuse	3	18	1	1	0:08	39:08	0:44	Brown
Syracuse	White	Cuse	20	9	1	7	21:42	18:00	0:18	Brown, Jeffress
Duke	White	Pitt	15	2	3	4	37:33	0:34	1:53	Sibande
at Wake Forest	Blue	Wake	12	10	2	1	27:51	9:45	3:24	Sibande
North Carolina	White	Pitt	3	16	2	7	3:01	36:19	0:40	Sibande, Brown
Notre Dame	White	ND	3	29	5	8	3:01	33:06	3:53	Odukale
Virginia Tech	White	VT	15	6	8	8	26:15	7:05	6:40	Johnson
at Virginia	Blue	UVA	7	17	2	5	14:27	23:57	1:36	Odukale, Brown
at Georgia Tech	Blue	Pitt	5	11	5	1	8:59	25:28	5:33	Odukale
NC State	White	NCST	2	10	6	16	3:19	36:02	0:39	Johnson, Horton
Florida State	White	FSU	2	11	2	3	2:17	35:29	2:14	Brown
NC State	Gold	Pitt	2	14	2	1	0:30	37:04	2:26	Brown
Wake Forest	White	Pitt	15	3	3	8	33:51	3:02	3:07	Champagnie
at Clemson	Blue	Clemson	-	18	0	0	0:00	39:46	0:00	Odukale

PLAYER SEASON & CAREER HIGHS

	2020-21	CAREER
0 - Ithiel Horton		
Pts	20, vs. Syracuse (1/16/20)	31 vs. UNC Wilmington (1/10/19)
Rebs	6, vs. Syracuse (1/16/20)	6, 3x; last vs. Syracuse (1/16/21)
Asts	5 vs. NC State (2/17/21)	6 vs. Delaware State (12/19/18)
Blks	1, 3x; last vs. Louisville (12/22/20)	1, 7x; last vs. Louisville (12/22/20)
Stls	2, 2x; last vs. Florida State (2/20/21)	4 at William & Mary (2/2/19)
Mins	37 at Syracuse (1/6/21)	50 at Columbia (12/2/18)
2 - Femi Odukale		
Pts	18 at NC State (2/28/21)	same
Rebs	7 at Syracuse (1/6/21)	same
Asts	8 vs. Syracuse (1/16/21)	same
Blks	1, 4x; last at Clemson (3/6/21)	same
Stls	4 at Clemson (3/6/21)	same
Mins	38 at NC State (2/28/21)	same
3 - Noah Collier		
Pts	4 vs. Louisville (12/22/20)	same
Rebs	4 at Miami (12/16/20)	same
Asts	2 vs. Northern Illinois (12/5/20)	same
Blks	2 vs. Northern Illinois (12/5/20)	same
Stls	1, 2x; last vs. Louisville (12/22/20)	same
Mins	27 vs. Louisville (12/22/20)	same
4 - Gerald Drumgoole, Jr.		
Pts	5, 2x; last at Clemson (3/6/21)	6 at Georgia Tech (3/4/20)
Rebs	2, 2x; last at NC State (2/28/21)	4, 2x; last at Georgia Tech (3/4/20)
Asts	1 vs. Northern Illinois (12/5/20)	1, 8x; last vs. Northern Illinois (12/5/20)
Blks	1 vs. Saint Francis (11/25/20)	1, 2x; last vs. Saint Francis (11/25/20)
Stls	1 vs. Drexel (11/28/20)	1, 3x; last vs. Drexel (11/28/20)
Mins	7, 2x; last at Clemson (3/6/21)	20 vs. Florida State (11/6/19)
11 - Justin Champagnie		
Pts	31, vs. Duke (1/19/21)	31, 2x; last vs. Duke (1/19/21)
Rebs	21 vs. Gardner-Webb (12/12/20)	same
Asts	5 vs. Gardner-Webb (12/12/20)	same
Blks	5 vs. Duke (1/19/21)	same
Stls	5 at Wake Forest (1/23/21)	same
Mins	40 at Northwestern (12/9/20)	44 vs. Louisville (1/14/20)
12 - Abdoul Karim Coulibaly		
Pts	15 at Wake Forest (1/23/21)	same
Rebs	9 vs. Gardner-Webb (12/12/20)	same
Asts	3, vs. Wake Forest (3/2/21)	same
Blks	3 vs. Drexel (11/28/20)	same
Stls	3, at Georgia Tech (2/14/21)	same
Mins	37 at Georgia Tech (2/14/21)	same
13 - Aidan Fisch		
Pts	-	-
Rebs	1, 2x; last vs. Syracuse (1/16/21)	same
Asts	-	-
Blks	-	-
Stls	-	-
Mins	3 vs. Northern Illinois (12/5/20)	same
14 - Curtis Aiken, Jr.		
Pts	1 vs. Northern Illinois (12/5/20)	2 vs. NC State (3/11/20)
Rebs	-	1, 2x; last at Georgia Tech (3/4/20)
Asts	-	1, at Florida State (2/18/20)
Blks	-	-
Stls	-	1 vs. NC State (3/11/20)
Mins	3 vs. Northern Illinois (12/5/20)	same

	2020-21	CAREER
21 - Terrell Brown		
Pts	11 at NC State (2/28/21)	19 at Clemson (2/8/18)
Rebs	11 at NC State (2/28/21)	13 vs. Syracuse (3/13/19)
Asts	1 vs. NC State (2/17/21)	4 vs. McNeese State (12/16/17)
Blks	3 vs. NC State (2/17/21)	9 vs. Colgate (12/29/18)
Stls	1 vs. Virginia Tech (2/3/21)	2, 4x; last vs. Canisius (12/30/19)
Mins	25 vs. NC State (2/17/21)	36 at Robert Morris (11/12/19)
22 - Nike Sibande		
Pts	23 vs. Wake Forest (3/2/21)	31 vs. Buffalo (3/9/20)
Rebs	9 vs. Wake Forest (3/2/21)	11, 4x; last at Campbell (3/14/18)
Asts	4 vs. Wake Forest (3/2/21)	6 vs. Wilberforce (12/30/19)
Blks	1 vs. Wake Forest (3/2/21)	2, 5x; last vs. Central Michigan (2/27/20)
Stls	1, 4x; last vs. Wake Forest (3/2/21)	6 at Eastern Michigan (2/13/18)
Mins	38 at NC State (2/28/21)	41 at Western Illinois (12/2/17)
23 - John Hugley		
Pts	9 at Miami (12/16/20)	same
Rebs	8 vs. Saint Francis (11/25/20)	same
Asts	1, 3x; last vs. Louisville (12/22/20)	same
Blks	1 at Miami (12/16/20)	same
Stls	1, 2x; last vs. Louisville (12/22/20)	same
Mins	24 vs. Louisville (12/22/20)	same
24 - William Jeffress		
Pts	8 vs. Wake Forest (3/2/21)	same
Rebs	8 at Syracuse (1/6/21)	same
Asts	2, 3x; last vs. Wake Forest (3/2/21)	same
Blks	2 vs. Wake Forest (3/2/21)	same
Stls	2 vs. Gardner-Webb (12/12/20)	same
Mins	37 vs. Wake Forest (3/2/21)	same
31 - Onyebuchi Ezeakudo		
Pts	3, 3x; last at Clemson (3/6/21)	same
Rebs	2 vs. Notre Dame (1/30/21)	2, 2x; last vs. Notre Dame (1/30/21)
Asts	2 at Clemson (3/6/21)	2, 3x; last at Clemson (3/6/21)
Blks	-	-
Stls	1, 2x; last at Clemson (3/6/21)	2 vs. Arkansas Pine Bluff (11/21/19)
Mins	12 vs. Notre Dame (1/30/21)	same
35 - Max Amadasun		
Pts	2 vs. Northern Illinois (12/5/20)	same
Rebs	3 vs. Notre Dame (1/30/21)	same
Asts	-	-
Blks	-	-
Stls	-	-
Mins	5 vs. Notre Dame (1/30/21)	same
42 - Chayce Smith		
Pts	-	-
Rebs	2 vs. Northern Illinois (12/5/20)	same
Asts	-	-
Blks	-	-
Stls	-	-
Mins	2 vs. Northern Illinois (12/5/20)	2, 2x; last vs. Northern Illinois (12/5/20)

THE LAST TIME IT HAPPENED ...

TEAM

Pitt Was Ranked (AP Poll)

No. 1	Feb. 23, 2009
Top 5 (2-5)	No. 4 on March 14, 2011
Top 10 (6-10)	No. 6 on Dec. 27, 2010
Top 25 (11-25)	No. 20 on Jan. 11, 2016

Pitt Played a Ranked Opponent (AP Poll)

No. 1	at Louisville on Dec. 6, 2019
Top 5	at No. 1 Louisville on Dec. 6, 2019
Top 10	at No. 9 Duke on Jan. 28, 2020
Top 25	vs. No. 16 Florida State on Feb. 20, 2021

Pitt Defeated a Ranked Opponent (AP Poll)

No. 1	vs. Connecticut (70-60) on March 7, 2009
Top 5	vs. No. 3 Syracuse (74-66) on Jan. 17, 2011
Top 10	vs. No. 8 Notre Dame (76-72) on Jan. 31, 2015
Top 25	vs. No. 16 Virginia Tech (83-72) on Feb. 3, 2021

Pitt Lost To a Ranked Opponent (AP Poll)

No. 1	at Louisville (64-46) on Dec. 6, 2019
Top 5	at No. 1 Louisville (64-46) on Dec. 6, 2019
Top 10	at No. 8 Florida State on Feb. 18, 2020
Top 25	vs. No. 16 Florida State (79-72) on Feb. 20, 2021

Pitt Faced No. 1 (AP Poll)

Home	vs. Virginia (L, 66-37) on Feb. 24, 2018
Road	at Louisville (64-46) on Dec. 6, 2019
Neutral	vs. Florida (L, 61-45) on March 22, 2014

100 Points by a Team

By Pitt	112, vs. Marshall (12/28/16)
By Opponent	106, Louisville (1/24/17)

40+ Point Win

By Pitt	42 [99-57], vs. New Orleans (12/20/18)
By Opponent	55 [106-51], vs. Louisville (1/24/17)

30-39 Point Win

By Pitt	30 [89-59], vs. Northern Illinois (12/5/20)
By Opponent	34 [94-60], vs. Louisville (2/11/18)

20-29 Point Win

By Pitt	20 [96-76], vs. Syracuse (1/16/21)
By Opponent	26 [84-58], vs. Notre Dame (1/30/21)

Overtime Game

Pitt Win	89-86, vs. Louisville (1/9/19)
Pitt Loss	73-68, vs. Louisville (1/14/20)

Double Overtime Game

Pitt Win	93-90, vs. Eastern Michigan (11/11/16)
Pitt Loss	95-89, vs. Oklahoma State (12/21/06)

Triple Overtime Game

Pitt Win	98-95, vs. West Virginia (2/12/10)
Pitt Loss	74-73, at George Washington (1/10/76)

Won The Game In The Final Seconds

By Pitt	Au'Diese Toney putback with 8.2 seconds remaining led Pitt a 63-60 win at Syracuse Jan. 6, 2021
By Opponent	Steve Vasturia three-point field goal with 2.5 seconds remaining gave Notre Dame a 78-77 win Dec. 31, 2016

Five or More Players in Double-Digit Scoring

By Pitt	5, vs. Wake Forest (3/10/20)
By Opponent	5, Saint Francis (11/25/20)

Made 40-49 Field Goals

By Pitt	41, vs. Maryland-Eastern Shore (12/18/10)
By Opponent	41, UCLA (2/2/91)

Made Fewer Than 20 Field Goals

By Pitt	17, at Georgia Tech (3/4/20)
By Opponent	19, Wake Forest (3/2/21)

Had 70-79 Field Goal Attempts

By Pitt	73, vs. Notre Dame (1/30/21)
By Opponent	70, Duke (1/19/21)

Had 80-89 Field Goal Attempts

By Pitt	83, vs. Wake Forest (2/16/16)
By Opponent	89, Villanova (3/4/98)

Had 90-99 Field Goal Attempts

By Pitt	92, vs. Houston Baptist (11/9/07)
By Opponent	95, West Virginia (1/18/67)

Had Fewer Than 35 Field Goal Attempts

By Pitt	35, vs. Cincinnati (12/17/13)
By Opponent	34, Notre Dame (3/11/10)

Shot Over 60 Percent From The Field

By Pitt	.620 [31-of-50], vs. Drexel (11/28/20)
By Opponent	.630 [34-of-54], Louisville (2/11/18)

Shot Over 70 Percent From The Field

By Pitt	.717 [33-of-46], at DePaul (3/9/13)
By Opponent	.700 [42-of-60], Syracuse (2/4/89)

Shot Less Than 30 Percent From The Field

By Pitt	.291 [16-of-55], vs. Syracuse (2/26/20)
By Opponent	.297 [19-of-64], Gardner-Webb (12/12/20)

Made 10+ Three-Point Field Goals

By Pitt	14, vs. Northern Illinois (12/5/20)
By Opponent	12, Clemson (3/6/21)

Made 15+ Three-Point Field Goals

By Pitt	16, vs. Notre Dame (1/29/97)
By Opponent	15, Wake Forest (1/23/21)

Made 0 Three-Point Field Goals

By Pitt	at Georgia Tech (3/5/16)
By Opponent	Louisville (2/11/15)

Had 30+ Three-Point Field Goal Attempts

By Pitt	37, at Boston College (2/12/19)
By Opponent	30, Virginia Tech (2/3/21)

Shot Over 60 Percent From The Three-Point Line

By Pitt	.619 [13-of-21], vs. Virginia (1/4/17)
By Opponent	.632 [12-of-19], Syracuse (3/14/13)

Shot Over 70 Percent From The Three-Point Line

By Pitt	.727 [8-of-11], vs. Connecticut (3/10/11)
By Opponent	.700 [7-of-10], Georgetown (1/20/10)

Shot Over 80 Percent From The Three-Point Line

By Pitt	.833 [5-of-6], vs. Providence (2/11/90)
By Opponent	-

Shot Less Than 20 Percent From Three-Point Line

By Pitt	.056 [1-of-18], vs. Gardner-Webb (12/12/20)
By Opponent	.136 [3-of-22], Syracuse (1/16/21)

Made 30-39 Free Throws

By Pitt	38, vs. Florida State (1/14/19)
By Opponent	33, Wichita State (3/21/13)

Made 40+ Free Throws

By Pitt	42, vs. Oklahoma (1/15/89)
By Opponent	42, St. John's (3/9/95)

Made 5 Or Fewer Free Throws

By Pitt	4, vs. Notre Dame (1/30/21)
By Opponent	4, Syracuse (1/6/21)

Had 40-49 Free Throw Attempts

By Pitt	46, vs. Florida State (1/14/19)
By Opponent	40, Florida State (2/18/18)

Had 50+ Free Throw Attempts

By Pitt	50, vs. Seton Hall (2/8/97)
By Opponent	-

Shot Over 90 Percent From The Foul Line

By Pitt	.957 [22-of-23], vs. New Orleans (12/20/18)
By Opponent	.923 [12-of-13], Georgia Tech (3/4/20)

Shot 100 Percent From The Foul Line

By Pitt	3-of-3, at Miami (1/31/18)
By Opponent	6-of-6, Robert Morris (11/12/19)

Had 50-59 Rebounds

By Pitt	58, Gardner-Webb (12/12/20)
By Opponent	51, West Virginia (11/15/19)

Had 60+ Rebounds

By Pitt	60, vs. VMI (12/6/11)
By Opponent	74, West Virginia (2/12/64)

Five Players Fouled Out

By Pitt	vs. Villanova (2/7/86)
By Opponent	Seton Hall (2/9/85)

Had 20-29 Assists

By Pitt	21, vs. Duke (1/19/21)
By Opponent	20, Notre Dame (1/30/21)

Had 30+ Assists

By Pitt	30, vs. Virginia Tech (1/31/16)
By Opponent	31, UCLA (2/2/91)

Had 10+ Blocked Shots

By Pitt	13, vs. Colgate (12/29/18)
By Opponent	10, Georgia Tech (3/4/20)

Had 15+ Steals

By Pitt	15, Binghamton (12/20/19)
By Opponent	16, Boston College (3/10/01)

Had 20+ Turnovers

By Pitt	23, Saint Francis (11/25/20)
By Opponent	22, Georgia Tech (2/8/20)

Had 30+ Turnovers

By Pitt	30, at Navy (11/26/99)
By Opponent	31, Carnegie Mellon (12/16/96)

Committed 10 Or Fewer Turnovers

By Pitt	8 vs. Florida State (2/20/21)
By Opponent	9, Wake Forest (3/2/21)

THE LAST TIME IT HAPPENED ...

INDIVIDUAL

30-39 Points by a Player

By Pitt 32, Xavier Johnson vs. Virginia Tech (2/3/21)
By Opp. 30, Keve Aluma, Virginia Tech (2/3/21)

40+ Points by a Player

By Pitt 43, Jamel Artis at Louisville (1/11/17)
By Opp. 41, T.J. Warren, NC State (3/3/14)

Two Players Scored 30 or More Points

By Pitt Jamel Artis (30) and Michael Young (30)
vs. Marshall (12/28/16)
By Opp. Kenny Anderson (32) and Dennis Scott (30),
Georgia Tech (12/28/89)

Two Players Scored 20 or More Points

By Pitt Nike Sibande (23) and Justin Champagnie (20)
vs. Wake Forest (3/2/21)
By Opp. RJ Barrett (26) and Zion Williamson (25),
Duke (1/22/19)

Three Players Scored 20 or More Points

By Pitt Justin Champagnie (24), Xavier Johnson (23) and
Ithiel Horton (20) vs. Syracuse (1/16/21)
By Opp. CJ Burks (25), Stevie Browning (22) and
Ryan Taylor (22), Marshall (12/28/16)

10+ Field Goals Made by a Player

By Pitt 11, Xavier Johnson vs. Virginia Tech (2/3/21)
By Opp. 10, Keve Aluma, Virginia Tech (2/3/21)

15+ Field Goals Made by a Player

By Pitt 15, Jamel Artis at Louisville (1/11/17)
By Opp. 16, T.J. Warren, NC State (3/3/14)

20-29 Field Goal Attempts by a Player

By Pitt 20, Justin Champagnie vs. Gardner-Webb (12/12/20)
By Opp. 24, RJ Barrett, Duke (1/22/19)

Player Shot 1.000 With 5+ Field Goal Attempts

By Pitt 5-of-5, Khameron Davis vs. Mount St. Mary's (12/5/17)
By Opp. 5-of-5, Juwan Durham, Notre Dame (2/5/20)

Player Shot .800 With 10+ Field Goal Attempts

By Pitt 12-of-15 [.800], Justin Champagnie vs. Duke (1/19/21)
By Opp. 8-of-10 [.800] Amando Bacot, UNC (1/26/21)

Player Shot .900 With 10+ Field Goal Attempts

By Pitt 9-of-10 [.900], Talib Zanna at Clemson (1/21/14)
By Opp. 9-of-10 [.900] Wendall Carter, Jr., Duke (1/20/18)

5+ 3pt Field Goals Made by a Player

By Pitt 5, Ithiel Horton vs. Syracuse (1/16/21)
By Opp. 5, Al-Amir Dawes, Clemson (3/6/21)

10+ 3pt Field Goal Attempts by a Player

By Pitt 10, Ithiel Horton vs. Syracuse (1/16/21)
By Opp. 10, Ismael Massoud, Wake Forest (1/23/21)

Player Shot .800 With 5+ 3pt Field Goal Attempts

By Pitt .800 [4-of-5], Justin Champagnie vs. UNC (1/26/21)
By Opp. .800 [8-of-10], Ismael Massoud, Wake Forest (1/23/21)

10+ Free Throws Made by a Player

By Pitt 11, Justin Champagnie vs. NC State (2/17/21)
By Opp. 10, RayQuan Gray, Florida State (2/20/21)

15+ Free Throws Made by a Player

By Pitt 18, Trey McGowens vs. Florida State (1/14/19)
By Opp. 16, Michael Sweetney, Georgetown (1/19/02)

10+ Free Throws Attempted by a Player

By Pitt 16, Justin Champagnie vs. NC State (2/17/21)
By Opp. 12, RayQuan Gray, Florida State (2/20/21)

15+ Free Throws Attempted by a Player

By Pitt 16, Justin Champagnie vs. NC State (2/17/21)
By Opp. 20, Ovie Soko, Duquesne (11/30/13)

Player Shot 1.000 With 10+ Free Throw Attempts

By Pitt 13-of-13, Xavier Johnson vs. Syracuse (1/16/21)
By Opp. 14-of-14, Anthony Barber, NC State (1/19/16)

10+ Rebounds by a Player

By Pitt 13, Justin Champagnie vs. Wake Forest (3/2/21)
By Opp. 10, Keve Aluma, Virginia Tech (2/3/21)

15+ Rebounds by a Player

By Pitt 16, Justin Champagnie vs. Syracuse (1/16/21)
By Opp. 16, Jalen Johnson, Duke (1/19/21)

20+ Rebounds by a Player

By Pitt 21, Justin Champagnie vs. Gardner-Webb (12/12/20)
By Opp. 21, Mike Davis, Maryland (2/15/77)

Two Players with 10 or More Rebounds

By Pitt Justin Champagnie (12) and Terrell Brown (11)
at NC State (2/28/21)
By Opp. Samuel Williamson (12) and David Johnson (11)
Louisville (12/22/20)

5+ Offensive Rebounds by a Player

By Pitt 5, Justin Champagnie at NC State (2/28/21)
5, Terrell Brown at NC State (2/28/21)
By Opp. 5, Ody Oguama, Wake Forest (1/23/21)

10+ Defensive Rebounds by a Player

By Pitt 10, Justin Champagnie vs. Virginia Tech (2/3/21)
By Opp. 10, Jalen Johnson, Duke (1/19/21)

10+ Assists by a Player

By Pitt 11, Xavier Johnson vs. Duke (1/19/21)
By Opp. 11, Markell Johnson, NC State (3/11/20)

5+ Blocked Shots by a Player

By Pitt 5, Justin Champagnie vs. Duke (1/19/21)
By Opp. 6, Manny Bates, NC State (2/28/21)

5+ Steals by a Player

By Pitt 5, Justin Champagnie, at Wake Forest (1/23/21)
By Opp. 5, Bourama Sidibe, Syracuse (2/26/20)

Double-Double by a Player*

By Pitt 20/13, Justin Champagnie vs. Wake Forest (3/2/21)
By Opp. 30/10, Keve Aluma, Virginia Tech (2/3/21)

Two Players with Double-Doubles in a Game*

By Pitt 15/12, Justin Champagnie at NC State (2/28/21)
11/11, Terrell Brown at NC State (2/28/21)
By Opp. 17/11, David Johnson, Louisville (12/22/20)
14/12, Samuel Williamson, Louisville (12/22/20)

20 - 20 Games (Points - Rebounds)

By Pitt 24/21, J. Champagnie vs. Gardner-Webb (12/12/20)
By Opp. 42/20, Bruce King, Iowa (12/30/76)

20 - 10 Game (Points - Rebounds)

By Pitt 20/13, Justin Champagnie vs. Wake Forest (3/2/21)
By Opp. 21/10, Amando Bacot, UNC (1/26/21)

20 - 10 Game (Points - Assists)

By Pitt 21/10, Xavier Johnson vs. Louisville (1/9/19)
By Opp. 20/11, John Gillon, Syracuse (1/7/17)

30 - 10 Game (Points - Rebounds)

By Pitt 31/14, Justin Champagnie vs. Duke (1/19/21)
By Opp. 30/10, Keve Aluma, Virginia Tech (2/3/21)

Triple-Double by a Player^

By Pitt 23/12/11, Ricardo Greer vs. Villanova (3/4/98)
By Opp. 14/10/11, Mike Griffin, Syracuse (2/27/01)

*Double-doubles are points and rebounds unless otherwise indicated

^Triple-doubles are points, rebounds, and assists

PITT MISCELLANEOUS STATISTICS

Games as Leading Scorer

Justin Champagnie	11
Xavier Johnson	3
Ithiel Horton	3
Femi Odukale	2
Nike Sibande	1
Au'Diese Toney	1

Games as Leading Rebounder

Justin Champagnie	16
John Hugley	2
Au'Diese Toney	2
Terrell Brown	1

Games Leading in Assists

Xavier Johnson	14
Femi Odukale	6
Nike Sibande	3
Justin Champagnie	2
Ithiel Horton	1
Au'Diese Toney	1

30+ Point Scoring Games

Justin Champagnie	1
Xavier Johnson	1

20+ Point Scoring Games

Justin Champagnie	8
Xavier Johnson	4
Au'Diese Toney	3
Nike Sibande	1
Ithiel Horton	1

Double-Figure Scoring Games

Justin Champagnie	19
Xavier Johnson	13
Au'Diese Toney	12
Ithiel Horton	9
Femi Odukale	3
Nike Sibande	2
Terrell Brown	1
Abdoul Karim Coulibaly	1

20+ Rebound Games

Justin Champagnie	2
-------------------	---

Double-Figure Rebound Games

Justin Champagnie	13
Au'Diese Toney	2
Terrell Brown	1

Double-Doubles

Justin Champagnie	13
Au'Diese Toney	2
Terrell Brown	1

Double-Figure Assist Games

Xavier Johnson	2
----------------	---

Pitt's First Substitution

Terrell Brown	6
Femi Odukale	5
John Hugley	4
Nike Sibande	3
William Jeffress	2
Xavier Johnson	2
Abdoul Karim Coulibaly	2
Ithiel Horton	1
Justin Champagnie	1

Technical Fouls / Flagrant 1s

Opponent	6
Pitt	12

Xavier Johnson	4
Justin Champagnie	3
Ithiel Horton	2
Bench	2
Femi Odukale	1

Offensive Fouls Drawn

Opponent	40
Pitt	31

Xavier Johnson	11
Femi Odukale	9
Au'Diese Toney	4
William Jeffress	4
Abdoul Karim Coulibaly	1
Nike Sibande	1

Dunks

Opponent	42
Pitt	43

Justin Champagnie	13
Terrell Brown	9
Au'Diese Toney	6
Xavier Johnson	5
Abdoul Karim Coulibaly	4
Will Jeffress	3
Femi Odukale	2
John Hugley	1

Three-Point Plays

Opponent	20
Pitt	25

Xavier Johnson	6
Au'Diese Toney	4
Justin Champagnie	4
John Hugley	3
Abdoul Karim Coulibaly	3
Femi Odukale	1
Terrell Brown	1
Ithiel Horton	1
Nike Sibande	1

Four-Point Plays

Opponent	1
Pitt	1

Nike Sibande	1
--------------	---

Jump Balls Controlled

Opponent	12
Pitt	9

Abdoul Karim Coulibaly	7
Terrell Brown	1
John Hugley	1

Largest Halftime Lead

16, vs. Northern Illinois (12/5/20)

Largest Halftime Deficit

14, at Syracuse (1/6/21)

Largest Halftime Deficit Overcome to Win

14, at Syracuse (1/6/21)

Largest Deficit Overcome to Win

18, at Syracuse (1/6/21)

Largest Pitt Lead

36 [77-41, 6:34] vs. Northern Illinois (12/5/20)

Largest Pitt Deficit

29 [82-53, 2:58] vs. Notre Dame (1/30/21)

Largest Pitt Win

30 [89-59] vs. Northern Illinois (12/5/20)

Largest Pitt Defeat

26 vs. Notre Dame (1/30/21)

Most Consecutive Points Scored

14 vs. Gardner-Webb (12/12/20)

14 vs. Duke (1/19/21)

Most Consecutive Points Allowed

16 at Virginia (2/6/21)

Longest Winning Streak

5, Nov. 28, 2020 - Dec. 16, 2020

Longest Losing Streak

5, Feb. 6-28, 2021

Largest Home Crowd

500, 11x; last vs. Wake Forest (3/2/21)

*PEC capacity limit was reduced to 500 on Nov. 23 due to COVID-19 attendance mandate

* Fan attendance at the PEC was halted from Dec. 10-Jan. 4

Largest Road Crowd

1,876 at Clemson (3/6/21)

Largest Neutral Crowd

n/a

PITT'S 2020-21 RECORD WHEN ...

Plays at home	7-6
Plays on the road	3-5
Plays at neutral site	0-0
Record vs. the ACC (regular season)	6-10
Record against non-conference	3-1
Wins the game before	6-4
Loses the game before	4-6
Leads at half	6-1
Trails at half	3-10
Tied at half	1-0
Plays an overtime game	0-0
Shoots 50% or better	3-2
Shoots less than 50%	7-8
Opp. shoots 50% or less	10-6
Shoots better than opp.	8-1
Shoots worse than opp.	2-10
Has more FTs made than opp.	8-4
Has equal FTs made	0-0
Has less FTs made than opp.	2-7
Outrebounds opp.	8-8
Is outrebounded	2-3
Has equal rebounds	0-0
Has more TOs than opp.	5-5
Has equal or less TOs than opp.	5-6
Scores more/equal bench pts.	7-4
Scores less bench pts.	3-7
Plays a ranked opp. (AP)	0-0
Makes 5+ 3-Pt. shots	9-7
No Pitt player fouls out	7-8
1+ Pitt player fouls out	3-3
Has 20+ assists	3-0
Wears white uniforms	7-6
Wears gold uniforms	0-1
Wears blue uniforms	3-4
Wears black uniforms	0-0
Plays in tournaments	0-0
Plays on television	8-11
Plays in November	1-1
Plays in December	4-1
Plays in January	3-3
Plays in February	1-5
Plays in March	1-1
Plays during the day	4-2
Plays at night	6-9
Plays on Sunday	0-2
Plays on Monday	0-0
Plays on Tuesday	2-2
Plays on Wednesday	4-2
Plays on Thursday	0-0
Plays on Friday	0-0
Plays on Saturday	4-5
Margin is 5 pts. or less	2-3
Margin is 10 pts. or less	3-9
Margin is between 11-20	5-1
Margin is more than 20	1-1
Has a 20-pt. scorer	8-3
Has a 30-pt. scorer	2-0
Scores 59 points or less	0-2
Scores 60+ points	10-9
Scores 70+ points	8-4
Scores 80+ points	4-0
Scores 90+ points	1-0
Scores 100+ points	0-0

BY STARTING LINEUP

Johnson, Horton, Toney, Champagnie, Coulibaly	7-5
Odukale, Sibande, Toney, Champagnie, Coulibaly	1-1
Odukale, Horton, Sibande, Jeffress, Brown	1-0
Johnson, Horton, Toney, Jeffress, Coulibaly	1-0
Ezeakudo, Sibande, Jeffress, Champagnie, Coulibaly	0-1
Odukale, Horton, Sibande, Champagnie, Coulibaly	0-1
Johnson, Horton, Sibande, Champagnie, Coulibaly	0-1
Johnson, Horton, Toney, Champagnie, Hugley	0-1
Johnson, Horton, Sibande, Collier, Coulibaly	0-1

PITT BASKETBALL IN THE POLLS

The Pitt basketball program has held a prominent spot in the national basketball scene for the past 16 seasons. The final national rankings are just one area to measure the Panthers success in that span. Pitt has finished in the Associated Press top 25 in eight of the past 16 seasons, including three times concluding the year ranked in the top 10 in the nation.

- Pitt has been ranked in the top 25 of the AP Poll at some point in 14 of the past 16 seasons.
- Pitt concluded the 2008-09 and 2010-11 season ranked No. 4 in the AP Poll.
- Pitt claimed its first No. 1 ranking in the AP Poll during the 2008-09 season.
- The Panthers have been ranked in the AP top 25 a total of 260 weeks.
- Pitt has been ranked in the top 10 of the AP Poll 117 times.
- The Panthers spent the entire 2008-09 season ranked in the top 10 of the AP Poll, including 17 weeks in the top 5 and three weeks ranked No. 1 overall.

AP POLL RECORDS

ALL-TIME RECORD - RANKED

Rk	W-L	Pct.
1	3-2	.600
2	11-6	.647
3	24-4	.857
4	36-7	.837
5	25-2	.926
6	17-4	.810
7	17-6	.739
8	8-5	.615
9	13-9	.591
10	15-3	.833
11	14-5	.737
12	11-4	.733
13	18-6	.750
14	11-2	.846
15	14-4	.778
16	11-7	.611
17	26-8	.765
18	12-9	.571
19	4-2	.667
20	14-6	.700
21	3-2	.600
22	17-11	.607
23	6-1	.857
24	8-3	.727
25	4-3	.571
Total	342-121	.739

ALL-TIME RECORD - VS. RANKED

Rk	W-L	Pct.
1	2-18	.100
2	3-11	.214
3	5-15	.250
4	5-9	.357
5	8-9	.471
6	3-11	.214
7	2-5	.286
8	4-11	.267
9	8-11	.421
10	3-12	.200
11	6-20	.231
12	8-14	.364
13	7-7	.500
14	2-17	.105
15	8-12	.400
16	3-9	.250
17	5-10	.333
18	2-15	.118
19	6-11	.353
20	9-7	.563
21	0-10	.000
22	1-3	.250
23	4-5	.444
24	2-6	.250
25	6-5	.545
Total	112-263	.299

PITT IN THE AP POLL

Total Polls Ranked	260
Top 10 Rankings	117
Longest Consecutive Polls Ranked	60
Current Streak	0

Years Ranked

Total Years	23
Consecutive Years	13
Current Streak	1

Final Poll

Total Polls	12
Top 10	5
High Rank	4

No. 1 Ranking

Total Rankings	3
Most No. 1 Weeks in Succession	2

Weeks Ranked By Ranking

First Ranked: Dec. 16, 1958 (No. 18)
Last Ranked: Jan. 11, 2016 (No. 20)

Rank	Weeks
No. 1	3
No. 2	11
No. 3	16
No. 4	21
No. 5	15
No. 6	12
No. 7	12
No. 8	7
No. 9	13
No. 10	10
No. 11	10
No. 12	9
No. 13	10
No. 14	8
No. 15	10
No. 16	13
No. 17	18
No. 18	11
No. 19	3
No. 20	12
No. 21	3
No. 22	14
No. 23	6
No. 24	8
No. 25	4

2020-21 BOX SCORES

Official Basketball Box Score -- Game Totals -- Final Statistics **Syracuse vs Pittsburgh** 01/16/21 12:00 pm at Pittsburgh, PA

Syracuse 76 • 7-4,1-3 ACC

#	Player	Total		3-Ptr	FT-FTA	Rebounds		PF	TP	A	TO	Blk	Stl	Min
		FG-FGA	FG-FGA			Off	Def							
01	Quincy Guerrier	8-17	1-4	1-1	4	8	12	3	18	3	0	4	0	38
21	Marek Dolezal	4-6	0-0	6-8	0	3	3	4	14	3	1	3	0	39
00	Alan Griffin	10-18	2-4	6-6	3	4	7	2	28	1	3	2	0	32
11	Joseph Girard III	0-4	0-3	2-2	0	1	2	2	2	2	1	0	1	22
35	Buddy Boeheim	4-12	0-8	4-4	0	3	3	12	5	0	0	1	40	
03	Kadary Richmond	1-6	0-0	0-1	1	2	3	2	3	0	0	0	0	18
04	Woody Newton	0-1	0-1	0-0	0	0	0	1	0	0	0	0	2	
14	Jesse Edwards	0-1	0-0	0-0	0	0	0	1	0	0	0	0	1	
20	Robert Braswell	0-2	0-2	0-0	1	3	4	2	0	0	0	0	8	
Team						2		2						
Totals		27-67	3-22	19-22	11	24	35	21	76	17	5	9	2	200
FG % 1st Half: 13-31		41.9%	2nd half: 14-36	38.9%	Game: 27-67		40.3%	Deadball						Rebounds
3FG % 1st Half: 1-10		10.0%	2nd half: 2-12	16.7%	Game: 3-22		13.6%							1
FT % 1st Half: 10-11		90.9%	2nd half: 9-11	81.8%	Game: 19-22		86.4%							

Pittsburgh 96 • 7-2,3-1 ACC

#	Player	Total		3-Ptr	FT-FTA	Rebounds		PF	TP	A	TO	Blk	Stl	Min
		FG-FGA	FG-FGA			Off	Def							
11	Justin Champagnie	9-18	0-0	6-7	6	10	16	0	24	1	3	2	1	34
12	A. Karim Coulibaly	2-6	0-0	0-0	0	3	3	3	4	2	0	1	0	23
00	Ithiel Horton	7-12	5-10	1-1	0	6	6	3	20	1	0	0	0	35
01	Xavier Johnson	4-12	2-8	13-13	1	5	6	3	23	7	2	0	1	34
05	Au'Diese Toney	6-14	1-4	5-7	4	1	5	2	18	0	0	0	2	31
02	Femi Odukale	2-3	0-0	1-4	1	1	2	1	5	8	0	0	0	20
03	Noah Collier	0-0	0-0	0-0	2	0	2	1	0	0	1	0	0	5
13	Aidan Fisch	0-0	0-0	0-0	1	0	1	0	0	0	0	0	0	8
21	Terrell Brown	0-0	0-0	0-0	0	2	2	4	0	0	0	1	0	7
24	William Jefferson	1-1	0-0	0-0	0	0	0	1	2	1	0	0	0	7
31	Onyebuchi Ezeakudo	0-0	0-0	0-0	0	0	0	0	0	0	0	0	1	
42	Chayce Smith	0-1	0-1	0-0	0	0	0	0	0	0	0	0	1	
Team						1		3		4				
Totals		31-67	8-23	26-32	16	31	47	18	96	20	6	4	4	200
FG % 1st Half: 9-29		31.0%	2nd half: 22-38	57.9%	Game: 31-67		46.3%	Deadball						Rebounds
3FG % 1st Half: 4-15		26.7%	2nd half: 4-8	50.0%	Game: 8-23		34.8%							2
FT % 1st Half: 10-14		71.4%	2nd half: 16-18	88.9%	Game: 26-32		81.3%							

Officials: Tony Chiazza, Jerry Heater, Jamie Luckie
Technical fouls: Syracuse-TEAM, Pittsburgh-None.
Attendance: 500
2020-21 Men's Basketball, Round: 0, Pittsburgh vs Syracuse, Played at Petersen

Score by periods	1st	2nd	Total
Syracuse	37	39	76
Pittsburgh	32	64	96

Last FG - SYR 2nd-01:58, PITT 2nd-00:37
Largest lead - SYR by 9 1st-11:23, PITT by 20 2nd-00:37.
SYR led for 18:00, PITT led for 21:13. Game was tied for 00:18.

Score tied - 1 time.
Lead changed - 7 times.

Official Basketball Box Score -- Game Totals -- Final Statistics **Pittsburgh vs Wake Forest** 01/23/21 6:00 pm at Winston-Salem, NC

Pittsburgh 75 • 8-3,4-2 ACC

#	Player	Total		3-Ptr	FT-FTA	Rebounds		PF	TP	A	TO	Blk	Stl	Min
		FG-FGA	FG-FGA			Off	Def							
11	Justin Champagnie	7-12	2-3	1-3	0	8	8	1	17	2	0	0	5	38
12	A. Karim Coulibaly	4-6	1-1	6-7	3	1	4	4	15	0	1	1	2	25
00	Ithiel Horton	1-5	0-2	0-0	0	2	2	0	2	2	1	0	0	18
01	Xavier Johnson	6-15	0-4	2-3	1	2	3	2	14	8	5	0	2	32
05	Au'Diese Toney	5-11	1-1	0-0	3	4	7	2	11	3	1	0	1	37
02	Femi Odukale	2-5	0-0	5-8	1	0	1	1	9	1	2	0	1	20
21	Terrell Brown	1-3	0-0	2-2	1	1	2	4	4	0	1	1	0	15
22	Nike Sibande	1-2	1-1	0-0	0	2	2	1	3	0	0	0	0	15
Team						2		3		5				
Totals		27-59	5-12	16-23	11	23	34	15	75	16	11	2	11	200
FG % 1st Half: 16-26		61.5%	2nd half: 11-33	33.3%	Game: 27-59		45.8%	Deadball						Rebounds
3FG % 1st Half: 4-8		50.0%	2nd half: 1-4	25.0%	Game: 5-12		41.7%							5
FT % 1st Half: 9-9		100.0	2nd half: 7-14	50.0%	Game: 16-23		69.6%							

Wake Forest 76 • 4-6,1-6 ACC

#	Player	Total		3-Ptr	FT-FTA	Rebounds		PF	TP	A	TO	Blk	Stl	Min
		FG-FGA	FG-FGA			Off	Def							
01	Isiah Mucius	0-3	0-1	0-0	0	2	2	2	0	1	2	1	0	17
25	Ismael Massoud	10-14	8-10	3-4	1	3	4	4	31	0	3	0	2	34
33	Ody Oquama	2-4	0-0	3-4	5	5	10	3	7	2	0	0	0	19
04	Dalvien Williamson	4-10	1-4	0-0	0	2	2	3	9	8	6	0	2	35
20	Jonah Antonio	5-8	4-7	1-2	0	1	1	2	15	1	1	0	0	22
00	Jahcobi Neath	0-1	0-1	2-2	0	1	1	0	2	1	0	0	0	9
02	Jalen Johnson	4-9	2-6	0-0	0	3	3	2	10	1	0	2	2	27
23	Isalah Wilkins	0-1	0-1	0-0	0	0	0	0	0	0	0	0	0	2
00	Emmanuel Okpomo	0-0	0-0	0-0	0	2	2	2	0	0	0	0	0	14
35	Carter Whitt	1-6	0-2	0-0	0	2	2	4	2	4	3	0	0	21
Team						2		4						
Totals		26-56	15-32	9-12	8	23	31	22	76	18	15	5	6	200
FG % 1st Half: 14-27		51.9%	2nd half: 12-29	41.4%	Game: 26-56		46.4%	Deadball						Rebounds
3FG % 1st Half: 8-15		53.3%	2nd half: 7-17	41.2%	Game: 15-32		46.9%							2
FT % 1st Half: 2-2		100.0	2nd half: 7-10	70.0%	Game: 9-12		75.0%							

Officials: Mark Schnur, AJ Desai, Bert Smith
Technical fouls: Pittsburgh-None, Wake Forest-None.
Attendance: 79
2020-21 Men's Basketball, Round: 0, Pittsburgh vs Wake Forest, Played at LJM

Score by periods	1st	2nd	Total
Pittsburgh	45	30	75
Wake Forest	38	38	76

Last FG - PITT 2nd-00:09, WAKE 2nd-04:49
Largest lead - PITT by 12 2nd-18:09, WAKE by 10 2nd-04:49
PITT led for 27:51, WAKE led for 09:45, Game was tied for 02:24.

Score tied - 2 times.
Lead changed - 1 time.

Official Basketball Box Score -- Game Totals -- Final Statistics **Duke vs Pittsburgh** 01/19/21 9:00 pm at Pittsburgh, PA

Duke 73 • 5-4,3-2 ACC

#	Player	Total		3-Ptr	FT-FTA	Rebounds		PF	TP	A	TO	Blk	Stl	Min
		FG-FGA	FG-FGA			Off	Def							
05	Jaemyn Brakefield	0-2	0-2	0-0	0	1	1	2	0	0	0	0	0	3
21	Matthew Hurt	5-12	2-5	1-2	2	4	6	3	13	4	0	1	0	30
02	DJ Steward	2-8	2-7	0-0	1	5	6	0	6	2	2	0	2	35
03	Jeremy Roach	5-15	0-6	1-4	2	2	4	5	11	3	4	0	2	38
14	Jordan Goldwire	2-3	0-0	0-0	0	0	0	3	4	0	0	0	0	9
00	Wendell Moore Jr.	5-10	3-6	2-3	0	3	3	2	15	3	0	0	1	31
11	Jalen Johnson	8-15	1-1	7-10	6	10	16	5	24	7	0	4	2	33
12	Patrick Tape	0-3	0-0	0-0	3	1	4	2	0	1	2	0	0	10
13	Joey Baker	0-2	0-1	0-0	0	2	2	1	0	0	3	0	1	9
15	Mark Williams	0-0	0-0	0-0	0	0	0	1	0	0	0	0	0	2
Team						1		0						
Totals		27-70	8-28	11-19	15	28	43	24	73	20	11	5	8	200
FG % 1st Half: 13-35		37.1%	2nd half: 14-35	40.0%	Game: 27-70		38.6%	Deadball						Rebounds
3FG % 1st Half: 5-18		27.8%	2nd half: 3-10	30.0%	Game: 8-28		28.6%							2
FT % 1st Half: 3-6		50.0%	2nd half: 8-13	61.5%	Game: 11-19		57.9%							

Pittsburgh 79 • 8-2,4-1 ACC

#	Player	Total		3-Ptr	FT-FTA	Rebounds		PF	TP	A	TO	Blk	Stl	Min
		FG-FGA	FG-FGA			Off	Def							
11	Justin Champagnie	12-15	4-7	3-6	2	12	14	1	31	1	2	5	2	39
12	A. Karim Coulibaly	2-4	0-0	2-3	2	5	7	5	6	0	0	0	0	25
00	Ithiel Horton	2-5	0-3	0-0	0	1	2	4	4	2	0	1	3	33
01	Xavier Johnson	2-9	1-3	4-5	0	3	3	3	9	11	4	0	1	35
05	Au'Diese Toney	4-13	1-											

2020-21 BOX SCORES

Official Basketball Box Score -- Game Totals -- Final Statistics

Notre Dame vs Pittsburgh 01/30/21 8:00 pm at Pittsburgh, PA

Notre Dame 84 • 6-9,3-6 ACC

#	Player	Total			3-Ptr			Rebounds			PF	TP	A	TO	Blk	Stl	Min
		FG-FGA	FT-FTA	FT-FTA	FG-FGA	FT-FTA	Off	Def	Tot								
11	Juwan Durham	f	7-11	0-0	0-1	0	3	3	2	14	1	0	2	1	24		
14	Nate Laszewski	f	3-7	0-3	1-3	0	9	9	1	7	3	0	1	0	24		
02	Trey Wertz	g	1-4	1-2	0-0	0	1	1	2	3	5	1	0	0	29		
03	Prentiss Hubb	g	5-9	5-7	2-2	0	1	1	1	17	9	3	1	0	35		
23	Dane Goodwin	g	6-11	1-2	3-4	0	9	9	1	16	1	0	0	2	29		
05	Cormac Ryan	g	7-8	5-6	0-1	1	4	5	1	19	0	2	0	1	28		
12	Tony Sanders Jr.	g	0-1	0-0	0-0	0	0	0	0	0	0	1	0	0	3		
13	Nikola Djogo	g	3-6	1-4	1-1	2	5	7	1	8	1	0	1	0	22		
25	Matt Zona	g	0-0	0-0	0-0	0	1	1	0	0	0	0	0	0	3		
31	Elijah Morgan	g	0-0	0-0	0-0	0	0	0	0	0	0	0	0	0	3		
Team						1	0	1									
Totals			32-57	13-24	7-12	4	33	37	9	84	20	7	5	4	200		

FG % 1st Half: 17-30 56.7% 2nd half: 15-27 55.6% Game: 32-57 56.1%
 3FG % 1st Half: 6-12 50.0% 2nd half: 7-12 58.3% Game: 13-24 54.2%
 FT % 1st Half: 1-3 33.3% 2nd half: 6-9 66.7% Game: 7-12 58.3%

Deadball
Rebounds
3,1

Pittsburgh 58 • 8-5,4-4 ACC

#	Player	Total			3-Ptr			Rebounds			PF	TP	A	TO	Blk	Stl	Min
		FG-FGA	FT-FTA	FT-FTA	FG-FGA	FT-FTA	Off	Def	Tot								
11	Justin Champagnie	f	8-20	2-6	1-1	4	7	11	1	19	1	0	2	2	34		
12	A. Karim Coulibaly	f	3-6	0-1	0-0	2	3	5	2	6	1	0	1	0	29		
00	Ithiel Horton	g	3-6	3-6	0-0	0	3	3	2	9	0	2	0	0	24		
01	Xavier Johnson	g	2-6	1-2	0-0	0	1	1	5	5	3	2	0	1	19		
05	Au'Diese Toney	g	3-11	0-5	2-2	2	1	3	0	8	3	1	0	0	29		
02	Femi Odukale	g	0-1	0-0	0-0	1	1	2	0	3	1	0	0	0	9		
03	Noah Collier	g	0-2	0-0	0-0	1	0	1	0	0	1	0	0	0	6		
04	Gerald Drumgoole Jr.	g	2-2	1-1	0-0	0	0	0	0	5	0	1	0	0	4		
21	Terrell Brown	g	0-0	0-0	0-0	0	1	1	0	0	0	0	0	0	3		
22	Nike Sibande	g	1-7	0-2	0-0	2	1	3	1	2	3	1	0	0	12		
24	William Jeffress	g	0-6	0-2	1-2	0	2	2	3	1	2	0	0	0	14		
31	Onyebuchi Ezeakudo	g	1-2	1-1	0-0	2	2	1	1	3	1	0	0	1	12		
35	Max Amadasun	g	0-4	0-0	0-0	1	2	3	0	0	0	0	0	0	5		
Team						2	1	3									
Totals			23-73	8-26	4-5	17	23	40	15	58	18	8	3	4	200		

FG % 1st Half: 12-37 32.4% 2nd half: 11-36 30.6% Game: 23-73 31.5%
 3FG % 1st Half: 4-18 22.2% 2nd half: 4-8 50.0% Game: 8-26 30.8%
 FT % 1st Half: 1-1 100.0 2nd half: 3-4 75.0% Game: 4-5 80.0%

Deadball
Rebounds
0

Officials: James Breeding, Raymie Styoins, Lee Cassell

Technical fouls: Notre Dame-Prentiss Hubb; Nikola Djogo. Pittsburgh-Xavier Johnson; Ithiel Horton.

Attendance: 500

2020-21 Men's Basketball. Round: 0. Notre Dame vs Pittsburgh. Played at UPMC C

Score by periods	1st	2nd	Total	In	Off	2nd	Fast	Bench
Notre Dame	41	43	84	28	12	10	6	27
Pittsburgh	29	29	58	24	4	6	11	

Last FG - ND 2nd-00:29, PITT 2nd-00:54.
 Largest lead - ND by 29 2nd-02:58, PITT by 3 1st-15:38.
 ND led for 33:06, PITT led for 03:01. Game was tied for 03:53.

Score tied - 5 times.
 Lead changed - 8 times.

Official Basketball Box Score -- Game Totals -- Final Statistics

Virginia Tech vs Pittsburgh 02/03/21 7:00 pm at Pittsburgh, PA

Virginia Tech 72 • 13-4,7-3 ACC

#	Player	Total			3-Ptr			Rebounds			PF	TP	A	TO	Blk	Stl	Min
		FG-FGA	FT-FTA	FT-FTA	FG-FGA	FT-FTA	Off	Def	Tot								
22	Keve Aluma	f	10-16	4-7	6-6	3	7	10	2	30	5	1	2	0	32		
25	Justyn Mutts	f	7-12	0-1	3-5	4	2	6	3	17	0	2	1	1	38		
03	Wabissa Bede	g	0-5	0-4	0-0	1	3	4	3	0	5	1	1	0	26		
04	Nahiem Alleyne	g	1-8	0-2	2-3	1	3	4	4	4	3	0	0	1	33		
15	Jalen Cone	g	3-9	3-9	0-0	0	2	2	2	9	2	2	0	0	31		
00	Hunter Cattoor	g	4-10	2-7	2-2	0	2	2	5	12	2	1	1	0	24		
01	Joe Bamisile	g	0-0	0-0	0-0	0	1	1	0	0	0	0	0	0	6		
05	David N'Gnessan	g	0-1	0-0	0-0	0	1	1	2	0	2	0	0	0	10		
Team						1	0	1									
Totals			25-61	9-30	13-16	10	21	31	21	72	19	8	5	2	200		

FG % 1st Half: 12-31 38.7% 2nd half: 13-30 43.3% Game: 25-61 41.0%
 3FG % 1st Half: 4-14 28.6% 2nd half: 5-16 31.3% Game: 9-30 30.0%
 FT % 1st Half: 3-3 100.0 2nd half: 10-13 76.9% Game: 13-16 81.3%

Deadball
Rebounds
1

Pittsburgh 83 • 9-5,5-4 ACC

#	Player	Total			3-Ptr			Rebounds			PF	TP	A	TO	Blk	Stl	Min
		FG-FGA	FT-FTA	FT-FTA	FG-FGA	FT-FTA	Off	Def	Tot								
11	Justin Champagnie	f	3-8	0-3	4-4	3	10	13	5	10	2	1	0	0	33		
12	A. Karim Coulibaly	f	1-1	0-0	3-4	0	1	1	3	5	0	1	2	1	27		
02	Femi Odukale	g	2-5	0-1	3-3	0	4	4	3	7	1	1	0	0	17		
05	Au'Diese Toney	g	4-7	1-2	5-5	1	5	6	1	14	3	1	0	1	36		
22	Nike Sibande	g	0-3	0-1	0-0	0	0	0	0	0	1	0	0	0	8		
00	Ithiel Horton	g	5-11	4-9	1-2	0	2	2	1	15	0	0	0	1	31		
01	Xavier Johnson	g	11-17	4-7	6-7	0	5	5	2	32	7	2	0	2	36		
21	Terrell Brown	g	0-0	0-0	0-0	0	1	1	3	0	0	0	0	1	12		
Team						1	0	1									
Totals			26-52	9-23	22-25	5	28	33	18	83	13	7	2	6	200		

FG % 1st Half: 11-26 42.3% 2nd half: 15-26 57.7% Game: 26-52 50.0%
 3FG % 1st Half: 4-14 28.6% 2nd half: 5-9 55.6% Game: 9-23 39.1%
 FT % 1st Half: 5-6 83.3% 2nd half: 17-19 89.5% Game: 22-25 88.0%

Deadball
Rebounds
3

Officials: Jeffrey Anderson, Pat Driscoll, Bill Covington, Jr.

Technical fouls: Virginia Tech-None. Pittsburgh-None.

Attendance: 500

2020-21 Men's Basketball. Round: 0. Pittsburgh vs Virginia Tech. Played at Pet

Score by periods	1st	2nd	Total	In	Off	2nd	Fast	Bench
Virginia Tech	31	41	72	30	13	10	0	12
Pittsburgh	31	52	83	28	10	4	10	47

Last FG - HOKIES 2nd-00:12, PITT 2nd-01:31.
 Largest lead - HOKIES by 6 2nd-14:42, PITT by 15 2nd-04:24.
 HOKIES led for 06:53, PITT led for 25:51. Game was tied for 07:16.

Score tied - 8 times.
 Lead changed - 8 times.

Official Basketball Box Score -- Game Totals -- Final Statistics

Pittsburgh vs Virginia 02/06/21 4:00 pm at Charlottesville, VA

Pittsburgh 66 • 9-6,5-5 ACC

#	Player	Total			3-Ptr			Rebounds			PF	TP	A	TO	Blk	Stl	Min
		FG-FGA	FT-FTA	FT-FTA	FG-FGA	FT-FTA	Off	Def	Tot								
11	Justin Champagnie	f	8-18	0-1	2-2	4	6	10	1	18	1	2	0	1	36		
12	A. Karim Coulibaly	f	4-9	0-0	1-2	4	2	6	2	9	2	0	0	0	32		
00	Ithiel Horton	g	5-13	3-8	2-2	1	3	4	2	15	1	0	0	0	34		
01	Xavier Johnson	g	3-12	0-3	4-6	1	3	4	1	10	7	1	1	1	36		
05	Au'Diese Toney	g	4-6	0-1	0-1	1	2	3	4	8	0	1	0	2	38		
02	Femi Odukale	g	2-2	1-1	1-2	0	2	2	1	6	0	1	0	0	21		
21	Terrell Brown	g	0-0	0-0	0-0	0	0	0	0	0	1	0	0	0	3		
Team						3	1	4									
Totals			26-60	4-14	10-15	14	19	33	11	66	11	9	1	4	200		

FG % 1st Half: 12-26 46.2% 2nd half: 14-34 41.2% Game: 26-60 43.3%
 3FG % 1st Half: 2-9 22.2% 2nd half: 2-5 40.0% Game: 4-14 28.6%
 FT % 1st Half: 1-2 50.0% 2nd half: 9-13 69.2% Game: 10-15 66.7%

Deadball
Rebounds
2

Virginia 73 • 13-3,9-1 ACC

#	Player	Total			3-Ptr			Rebounds			PF	TP	A	TO	Blk	Stl	Min
		FG-FGA	FT-FTA	FT-FTA	FG-FGA	FT-FTA	Off	Def	Tot								
10	Sam Hauser	f	8-9	3-4	4-4	0	6	6	2	23	1	1	0	0	38		
30	Jay Huff	f	5-6	3-4	0-2	1	7	8	5	13	0	2	2	1	25		
00	Kihel Clark	g	4-12	1-6	2-2	0	1	1	3	11	4	4	0	0	37		
02	Reece Beekman	g	1-4	1-2	1-2	0	0	0	3	4	2	0	0	2	27		
25	Trey Murphy III	g	3-8	0-2	2-2	2	2	4	0	8	0	1	0	2	36		
13	Casey Morsell	g	0-2	0-1	0-0	0	0	0	0	0	1	0	0	0	10		
22	Francisco Caffaro	g	0-0	0-0	0-0	0	1	1	2	0	0	1	0	0	7		
53	Tomas Woldetensae	g	4-6	4-5	2-2	0	2	2	0	14	2	0	0	0	20		
Team						1	4	5									
Totals			25-47	12-24	11-14	4	23	27	15	73	13	12	2	5	200		

FG % 1st Half: 12-27 44.4% 2nd half: 13-20 65.0% Game: 25-47 53.2%
 3FG % 1st Half: 6-15 40.0% 2nd half: 6-9 66.7% Game: 12-24 50.0%
 FT % 1st Half: 0-1 0.0% 2nd half: 11-13 84.6% Game: 11-14 78.6%

Deadball
Rebounds
2

Officials: Brent Hampton, Brian O

2020-21 BOX SCORES

Official Basketball Box Score -- Game Totals -- Final Statistics NC State vs Pittsburgh

02/17/21 4:30 pm at Pittsburgh, PA

NC State 74 • 9-9,5-8 ACC

#	Player	Total	3-Ptr	Rebounds			PF	TP	A TO	Blk	Stl	Min			
				FG-FGA	FG-FGA	FT-FTA							Off	Def	Tot
00	DJ Funderburk	f	6-9	0-0	4-9	4	4	8	4	16	1	3	0	1	35
04	Jericole Hellems	f	6-9	1-1	4-5	0	1	1	5	17	0	1	0	0	25
15	Manny Bates	f	3-4	0-0	2-2	2	4	6	3	8	3	1	1	0	33
01	Dereon Seabron	g	4-6	0-1	0-0	0	2	2	2	8	0	1	0	0	30
03	Cam Hayes	g	4-11	1-5	2-2	0	1	1	11	9	4	0	3	33	
02	Shakeel Moore	g	1-4	0-0	0-0	0	5	3	2	6	2	0	0	2	23
10	Braxton Beverly	g	5-8	2-4	0-0	0	0	0	3	12	0	1	0	0	21
	Team					2	1	3			1				
Totals			29-51	4-11	12-18	8	18	26	21	74	19	14	1	6	200

FG % 1st Half: 17-30 56.7% 2nd half: 12-21 57.1% Game: 29-51 56.9% Deadball Rebounds 4
 3FG % 1st Half: 3-8 37.5% 2nd half: 1-3 33.3% Game: 4-11 36.4%
 FT % 1st Half: 3-6 50.0% 2nd half: 9-12 75.0% Game: 12-18 66.7%

Pittsburgh 73 • 9-8,5-7 ACC

#	Player	Total	3-Ptr	Rebounds			PF	TP	A TO	Blk	Stl	Min			
				FG-FGA	FG-FGA	FT-FTA							Off	Def	Tot
11	Justin Champagne	f	3-11	1-5	11-16	4	6	10	1	18	1	1	1	38	
12	A. Karim Coulibaly	f	2-2	0-0	0-0	1	0	1	2	4	0	2	0	0	15
02	Femi Odukalé	g	1-3	0-2	2-3	0	1	1	3	4	2	1	1	2	22
05	Au'Diese Toney	g	6-11	2-3	3-5	1	4	5	3	17	3	3	0	1	39
22	Nike Sibande	g	1-3	1-3	0-0	1	0	1	0	3	2	1	0	1	14
00	Ithiel Horton	g	3-7	1-4	0-0	0	1	1	2	7	5	1	0	0	28
01	Xavier Johnson	g	5-6	1-1	3-4	0	0	0	4	14	3	3	0	0	19
21	Terrell Brown	g	3-5	0-0	0-0	4	3	7	2	6	1	1	3	0	25
	Team					0	1	1			1				
Totals			24-48	6-18	19-28	11	16	27	17	73	17	14	5	5	200

FG % 1st Half: 13-21 61.9% 2nd half: 11-27 40.7% Game: 24-48 50.0% Deadball Rebounds 4
 3FG % 1st Half: 5-10 50.0% 2nd half: 1-8 12.5% Game: 6-18 33.3%
 FT % 1st Half: 8-12 66.7% 2nd half: 11-16 68.8% Game: 19-28 67.9%

Officials: Clarence Armstrong,Brian Dorsey,Jamie Luckie
 Technical fouls: NC State-Jericole Hellems, Pittsburgh-Xavier Johnson, Femi Odukalé, TEAM.
 Attendance: 500
 2020-21 Men's Basketball, Round: 0, NC State vs Pittsburgh, Played at Petersen

Score by periods	1st	2nd	Total
NC State	40	34	74
Pittsburgh	39	34	73

	Points	In	Off	2nd	Fast	Bench
	NCSU	Paint	T/O	Chance	Break	
PITT	42	21	12	10	14	14
PITT	32	16	11	11	27	

Last FG - NCSU 2nd-01:41, PITT 2nd-01:49.
 Largest lead - NCSU by 10 1st-08:22, PITT by 2 2nd-01:49.
 NCSU led for 36:02. PITT led for 03:19. Game was tied for 00:39.

Score tied - 6 times.
 Lead changed - 16 times.

Official Basketball Box Score -- Game Totals -- Final Statistics Florida St. vs Pittsburgh

02/20/21 4:00 pm at Pittsburgh, PA

Florida St. 79 • 13-3,9-2 ACC

#	Player	Total	3-Ptr	Rebounds			PF	TP	A TO	Blk	Stl	Min			
				FG-FGA	FG-FGA	FT-FTA							Off	Def	Tot
01	RaiQuan Gray	f	6-12	0-0	4-5	3	5	8	3	16	0	4	1	2	30
10	Malik Osborne	f	3-4	0-1	6-7	2	7	9	2	12	0	0	0	0	24
31	Wyatt Wilkes	f	2-4	2-4	0-0	0	3	3	0	6	3	0	0	0	12
00	RayQuan Evans	g	1-4	0-1	10-12	0	3	3	2	12	2	1	0	0	21
23	M.J. Walker	g	0-5	0-2	0-0	0	3	3	1	0	1	1	0	0	29
02	Anthony Polite	g	2-4	1-3	0-1	1	1	2	0	5	4	2	1	0	20
04	Scottie Barnes	g	4-13	0-1	3-3	4	2	6	3	11	3	3	3	0	26
05	Balsa Koprivica	g	4-6	0-0	0-1	1	2	3	4	8	1	0	1	0	15
24	Sardaar Calhoun	g	2-3	1-2	0-0	0	3	3	1	5	0	0	0	1	14
34	Tanor Ngom	g	2-3	0-0	0-0	0	2	2	1	4	0	0	0	0	9
	Team					1	0	1			0				
Totals			26-58	4-14	23-29	12	31	43	17	79	14	11	6	3	200

FG % 1st Half: 16-34 47.1% 2nd half: 10-24 41.7% Game: 26-58 44.8% Deadball Rebounds 2.1
 3FG % 1st Half: 3-9 33.3% 2nd half: 1-5 20.0% Game: 4-14 28.6%
 FT % 1st Half: 4-6 66.7% 2nd half: 19-23 82.6% Game: 23-29 79.3%

Pittsburgh 72 • 9-9,5-8 ACC

#	Player	Total	3-Ptr	Rebounds			PF	TP	A TO	Blk	Stl	Min			
				FG-FGA	FG-FGA	FT-FTA							Off	Def	Tot
11	Justin Champagne	f	7-17	0-2	7-9	3	7	10	1	21	2	1	0	1	40
12	A. Karim Coulibaly	f	3-7	0-0	2-2	1	2	3	4	8	0	0	1	2	32
00	Ithiel Horton	g	3-13	1-5	0-0	0	2	2	3	7	2	1	0	2	23
01	Xavier Johnson	g	6-13	1-4	2-3	0	4	4	4	15	3	3	1	1	33
22	Nike Sibande	g	4-13	2-6	2-4	3	4	7	2	12	2	2	0	0	35
02	Femi Odukalé	g	3-5	0-0	2-2	1	2	2	2	8	3	1	0	0	23
21	Terrell Brown	g	0-0	0-0	1-2	3	0	3	3	1	0	0	0	0	12
24	William Jeffress	g	0-0	0-0	0-0	0	0	0	1	0	0	0	0	0	2
	Team					4	3	7			3				
Totals			26-68	4-17	16-22	15	24	39	20	72	12	8	2	6	200

FG % 1st Half: 12-33 36.4% 2nd half: 14-35 40.0% Game: 26-68 38.2% Deadball Rebounds 1
 3FG % 1st Half: 3-10 30.0% 2nd half: 1-7 14.3% Game: 4-17 23.5%
 FT % 1st Half: 6-8 75.0% 2nd half: 10-14 71.4% Game: 16-22 72.7%

Officials: Tony Henderson, Mike Roberts, Bert Smith
 Technical fouls: Florida St.-None, Pittsburgh-None.
 Attendance: 500
 2020-21 Men's Basketball, Round: 0, Florida St. vs Pittsburgh, Played at Peter

Score by periods	1st	2nd	Total
Florida St.	39	40	79
Pittsburgh	33	39	72

	Points	In	Off	2nd	Fast	Bench
	FSU	Paint	T/O	Chance	Break	
FSU	44	8	17	17	33	33
PITT	38	8	20	8	9	

Last FG - FSU 2nd-02:27, PITT 2nd-00:11.
 Largest lead - FSU by 11 2nd-06:48, PITT by 2 1st-19:25.
 FSU led for 35:29. PITT led for 02:17. Game was tied for 02:14.

Score tied - 2 times.
 Lead changed - 3 times.

Official Basketball Box Score -- Game Totals -- Final Statistics Pittsburgh vs NC State

02/28/21 4:00 pm at Raleigh, NC

Pittsburgh 62 • 9-10,5-9 ACC

#	Player	Total	3-Ptr	Rebounds			PF	TP	A TO	Blk	Stl	Min			
				FG-FGA	FG-FGA	FT-FTA							Off	Def	Tot
11	Justin Champagne	f	4-13	0-1	7-8	5	7	12	3	15	1	3	1	2	38
12	A. Karim Coulibaly	f	1-3	0-0	0-0	1	1	2	4	2	0	0	0	0	7
00	Ithiel Horton	g	0-4	0-0	1-2	1	2	3	1	0	2	0	1	1	18
02	Femi Odukalé	g	6-11	1-2	5-7	1	3	4	18	5	1	0	1	38	
22	Nike Sibande	g	3-10	1-5	2-5	2	3	5	2	9	3	2	0	1	38
03	Noah Collier	g	0-1	0-0	1-2	1	0	1	1	1	0	0	0	0	2
04	Gerald Drumgoole Jr.	g	0-1	0-1	2-2	1	1	2	1	2	0	1	0	0	5
21	Terrell Brown	g	5-10	0-0	1-2	5	6	11	3	11	0	1	2	0	33
24	William Jeffress	g	1-5	1-2	0-2	2	0	2	2	3	1	1	1	0	19
31	Onyebuchi Ezeakudo	g	0-0	0-0	0-0	0	1	1	1	0	0	0	0	0	2
	Team					1	0	1			3				
Totals			20-58	3-11	19-30	20	24	44	24	62	10	15	4	5	200

FG % 1st Half: 7-31 22.6% 2nd half: 13-27 48.1% Game: 20-58 34.5% Deadball Rebounds 6
 3FG % 1st Half: 1-6 16.7% 2nd half: 2-5 40.0% Game: 3-11 27.3%
 FT % 1st Half: 6-10 60.0% 2nd half: 13-20 65.0% Game: 19-30 63.3%

NC State 65 • 12-9,8-8 ACC

#	Player	Total	3-Ptr	Rebounds			PF	TP	A TO	Blk	Stl	Min			
				FG-FGA	FG-FGA	FT-FTA							Off	Def	Tot
00	DJ Funderburk	f	4-7	0-0	5-8	1	2	3	5	13	0	1	1	0	22
04	Jericole Hellems	f	5-13	2-4	3-5	2	7	9	3	15	5	0	0	2	37
15	Manny Bates	f	4-7	0-0	2-2	1	2	3	4	10	0	2	6	0	31
01	Dereon Seabron	g	1-2	0-1	1-2	1	0	1	0	3	1	2	0	0	23
03	Cam Hayes	g	1-8	1-7	3-4	0	5	5	1	6	2	0	0	2	34
02	Shakeel Moore	g	0-3	0-1	2-4	2	3	5	3	2	3	2	0	2	18
10	Braxton Beverly	g	2-5	2-3	8-9	0	2	2	14	1	2	0	0	0	28
21	Ebenezer Dowuona	g	1-1	0-0	0-0	0	2	2	2	2	0	0	1	0	7
	Team														

2020-21 BOX SCORES

Official Basketball Box Score -- Game Totals -- Final Statistics

Pittsburgh vs Clemson
03/06/21 12:00 pm at Clemson, SC

Pittsburgh 62 • 10-11,6-10 ACC

#	Player	Total			3-Ptr			Rebounds			PF	TP	A	TO	Blk	Stl	Min
		FG-FGA	FG-FGA	FT-FTA	FG-FGA	FG-FGA	FT-FTA	Off	Def	Tot							
11	Justin Champagnie	r	6-13	1-4	0-0	0	4	4	3	13	1	3	1	2	30		
12	Abdoul Karim Couliba	r	3-5	0-0	1-2	2	2	4	2	7	0	1	0	0	25		
24	William Jeffress	r	0-2	0-1	4-4	1	0	1	1	4	0	1	0	1	28		
22	Nike Sibande	g	3-4	1-1	0-1	1	3	4	3	7	2	3	0	0	26		
31	Onyebuchi Ezeakudo	g	1-1	1-1	0-0	0	0	0	1	3	2	2	0	1	11		
00	Ithiel Horton		4-9	3-5	0-0	0	0	0	0	11	0	0	0	1	25		
02	Femi Odukale		2-7	2-3	3-4	0	3	3	0	9	3	1	1	4	31		
04	Gerald Drumgoole Jr.		1-4	1-3	2-2	0	0	0	1	5	0	0	0	0	8		
21	Terrell Brown		0-0	0-0	3-4	2	3	5	2	3	0	2	1	0	16		
	Team					1	3	4									
Totals			20-45	9-18	13-17	7	18	25	13	62	8	13	3	9	200		

FG % 1st Half: 10-18 55.6% 2nd half: 10-27 37.0% Game: 20-45 44.4% Deadball
3FG % 1st Half: 6-10 60.0% 2nd half: 3-8 37.5% Game: 9-18 50.0% Rebounds
FT % 1st Half: 10-12 83.3% 2nd half: 3-5 60.0% Game: 13-17 76.5%

Clemson 77 • 16-6,10-6 ACC

#	Player	Total			3-Ptr			Rebounds			PF	TP	A	TO	Blk	Stl	Min
		FG-FGA	FG-FGA	FT-FTA	FG-FGA	FG-FGA	FT-FTA	Off	Def	Tot							
01	Jonathan Baehre	r	2-4	0-1	0-0	1	2	3	1	4	1	0	0	0	18		
25	Aamir Simms	r	5-8	1-2	1-2	0	3	3	3	12	5	1	0	0	27		
00	Clyde Trapp	g	3-6	2-3	0-0	1	5	6	2	8	3	3	1	1	32		
04	Nick Honor	g	2-7	2-5	0-0	1	2	3	1	6	3	2	1	0	21		
12	Alex Hemenway	g	1-2	0-1	0-0	0	0	0	0	2	0	0	0	0	5		
02	Al-Amir Dawes		7-10	5-8	2-3	0	2	2	1	21	5	2	0	1	32		
03	Chase Hunter		2-4	0-2	0-0	0	0	0	1	4	0	1	0	0	21		
05	Hunter Tyson		5-6	2-3	4-4	1	2	3	2	16	0	1	0	0	20		
10	Olivier-Maxence Pros		0-0	0-0	0-0	0	2	2	0	0	0	0	0	0	6		
15	John Newman III		1-1	0-0	0-0	0	0	0	1	2	0	0	0	1	6		
24	PJ Hall		1-4	0-0	0-0	1	2	3	1	2	1	0	1	0	12		
	Team					0	1	1			1						
Totals			29-52	12-25	7-9	5	21	26	13	77	18	11	3	3	200		

FG % 1st Half: 14-26 53.8% 2nd half: 15-26 57.7% Game: 29-52 55.8% Deadball
3FG % 1st Half: 7-13 53.8% 2nd half: 5-12 41.7% Game: 12-25 48.0% Rebounds
FT % 1st Half: 3-4 75.0% 2nd half: 4-5 80.0% Game: 7-9 77.8%

Officials: Tom Morrissey,Roger Ayers,Bill Covington, Jr.
Technical fouls: Pittsburgh-Gerald Drumgoole Jr., Clemson-None.
Attendance: 1876
2020-21 Men's Basketball. Round: 0. Clemson vs Pittsburgh. Played at Littlejoh

Score by periods	1st	2nd	Total
Pittsburgh	36	26	62
Clemson	38	39	77

2020-21 SEASON STATS



2020-21 Pittsburgh Men's Basketball Combined Team Statistics All games

Page 1/1
as of Mar 06, 2021

Game Records

Record	Overall	Home	Away	Neutral
ALL GAMES	10-11	7-6	3-5	0-0
CONFERENCE	6-10	4-5	2-5	0-0
NON-CONFERENCE	4-1	3-1	1-0	0-0

Score by Periods

Team	1st	2nd	OT	TOT
Pittsburgh	661	832	0	1493
Opponents	700	764	0	1464

Team Box Score

No.	Player	Overall			Total		3-Point		F-Throw		Rebounds				Other				PTS	AVG		
		GP-GS	MIN	AVG	FG-FGA	FG%	3FG-FGA	3FG%	FT-FTA	FT%	OFF	DEF	TOT	AVG	PF	DQ	A	TO			BLK	STL
11	CHAMPAGNIE, Justin	19-18	656:40	34.6	129-261	.494	22-66	.333	69-95	.726	62	149	211	11.1	33	1	30	28	22	24	349	18.4
5	TONEY, Au'Diese	16-16	559:17	35.0	77-166	.464	18-53	.340	58-87	.667	37	58	95	5.9	33	0	37	38	2	20	230	14.4
1	JOHNSON, Xavier	18-16	517:02	28.7	80-188	.426	25-78	.321	70-89	.787	9	53	62	3.4	56	3	103	59	3	23	255	14.2
0	HORTON, Ithiel	21-18	557:28	26.5	68-181	.376	41-111	.369	9-12	.750	7	40	47	2.2	33	0	32	23	3	11	186	8.9
2	ODUKALE, Femi	21-4	411:12	19.6	40-94	.426	6-21	.286	32-65	.492	9	41	50	2.4	29	0	46	30	4	18	118	5.6
22	SIBANDE, Nike	13-7	237:17	18.3	25-67	.373	12-31	.387	11-19	.579	11	25	36	2.8	14	0	19	16	1	4	73	5.6
12	COULIBALY, Abdoul Karim	21-19	476:06	22.7	46-89	.517	2-6	.333	20-27	.741	33	53	86	4.1	67	3	19	15	18	15	114	5.4
23	HUGLEY, John	7-1	103:18	14.8	15-38	.395	0-2	.000	6-10	.600	12	18	30	4.3	17	0	3	8	1	2	36	5.1
21	BROWN, Terrell	20-1	222:04	11.1	20-45	.444	0-0	.000	13-21	.619	26	27	53	2.7	34	0	2	16	14	1	53	2.7
24	JEFFRESS, William	15-3	263:58	17.6	13-57	.228	3-20	.150	10-16	.625	14	21	35	2.3	20	0	11	7	4	6	39	2.6
4	DRUMGOOLE JR., Gerald	9-0	45:40	5.1	5-16	.313	2-9	.222	5-6	.833	4	3	7	0.8	6	0	1	5	1	1	17	1.9
31	EZEAKUDO, Onyebuchi	8-1	41:01	5.1	4-5	.800	3-3	1.000	0-0	.000	0	3	3	0.4	5	0	5	3	0	3	11	1.4
14	AIKEN JR., Curtis	1-0	02:36	2.6	0-1	.000	0-0	.000	1-2	.500	0	0	0	0.0	0	0	0	0	0	0	1	1.0
3	COLLIER, Noah	11-1	87:21	7.9	2-7	.286	0-0	.000	5-10	.500	4	8	12	1.1	11	0	4	3	2	2	9	0.8
35	AMADASUN, Max	4-0	11:52	3.0	1-5	.200	0-0	.000	0-0	.000	1	2	3	0.8	2	0	0	0	0	0	2	0.5
42	SMITH, Chayce	3-0	03:14	1.1	0-1	.000	0-1	.000	0-0	.000	0	2	2	0.7	1	0	0	0	0	0	0	0.0
13	FISCH, Aidan	3-0	03:54	1.3	0-1	.000	0-1	.000	0-0	.000	1	1	2	0.7	1	0	0	1	0	0	0	0.0
Team											37	35	72					12				
Total		21	4200		525-1222	.430	134-402	.333	309-459	.673	267	539	806	38.4	362	7	312	264	75	130	1493	71.1
Opponents		21	4200		517-1189	.435	158-485	.326	272-387	.703	189	504	693	33.0	376	10	331	257	91	123	1464	69.7

Team Statistics

	PITT	OPP
Scoring	1493	1464
Points per game	71.1	69.7
Scoring margin	+1.4	-
Field goals-att	525-1222	517-1189
Field goal pct	.430	.435
3 point fg-att	134-402	158-485
3-point FG pct	.333	.326
3-pt FG made per game	6.4	7.5
Free throws-att	309-459	272-387
Free throw pct	.673	.703
F-Throws made per game	14.7	13.0
Rebounds	806	693
Rebounds per game	38.4	33.0
Rebounding margin	+5.4	-
Assists	312	331
Assists per game	14.9	15.8
Turnovers	264	257
Turnovers per game	12.6	12.2
Turnover margin	-0.3	-
Assist/turnover ratio	1.2	1.3
Steals	130	123
Steals per game	6.2	5.9
Blocks	75	91
Blocks per game	3.6	4.3
Winning streak	0	-
Home win streak	1	-
Attendance	5500	3655
Home games-Avg/Game	13-423	8-457
Neutral site-Avg/Game	-	0-0

Team Results

Date	Opponent		Score	Att.
11/25/2020	Saint Francis (PA)	L	70-80	500
11/28/2020	Drexel	W	83-74	500
12/05/2020	Northern Ill.	W	89-59	500
12/09/2020	at Northwestern	W	71-70	0
12/12/2020	Gardner-Webb	W	67-50	0
12/16/2020	at Miami (FL)	W	70-55	0
12/22/2020	Louisville	L	54-64	0
01/06/2021	at Syracuse	W	63-60	0
01/16/2021	Syracuse	W	96-76	500
01/19/2021	Duke	W	79-73	500
01/23/2021	at Wake Forest	L	75-76	79
01/26/2021	North Carolina	L	65-75	500
01/30/2021	Notre Dame	L	58-84	500
02/03/2021	Virginia Tech	W	83-72	500
02/06/2021	at Virginia	L	66-73	0
02/14/2021	at Georgia Tech	L	65-71	1200
02/17/2021	NC State	L	73-74	500
02/20/2021	Florida St.	L	72-79	500
02/28/2021	at NC State	L	62-65	500
03/02/2021	Wake Forest	W	70-57	500
03/06/2021	at Clemson	L	62-77	1876



2020-21 Pittsburgh Men's Basketball Combined Team Statistics In Conference games

Game Records

Record	Overall	Home	Away	Neutral
ALL GAMES	6-10	4-5	2-5	0-0
CONFERENCE	6-10	4-5	2-5	0-0
NON-CONFERENCE	0-0	0-0	0-0	0-0

Score by Periods

Team	1st	2nd	OT	TOT
Pittsburgh	488	625	0	1113
Opponents	540	591	0	1131

Team Box Score

No.	Player	Total			3-Point		F-Throw		Rebounds				PF		DQ		A		TO		BLK		STL		PTS		AVG	
		GP-GS	MIN	AVG	FG-FGA	FG%	3FG-FGA	3FG%	FT-FTA	FT%	OFF	DEF	TOT	AVG	PF	DQ	A	TO	BLK	STL	PTS	AVG						
11	CHAMPAGNIE, Justin	14-13	487:37	34.8	90-182	.495	16-44	.364	56-74	.757	43	103	146	10.4	28	1	21	21	16	19	252	18.0						
5	TONEY, Au'Diese	11-11	395:31	36.0	50-115	.435	11-35	.314	37-53	.698	23	47	70	6.4	22	0	24	23	1	14	148	13.5						
1	JOHNSON, Xavier	13-11	371:07	28.5	55-137	.401	14-50	.280	47-57	.825	6	32	38	2.9	42	3	70	42	3	18	171	13.2						
0	HORTON, Ithiel	16-13	453:39	28.4	58-148	.392	34-87	.391	9-12	.750	3	35	38	2.4	25	0	23	16	1	9	159	9.9						
23	HUGLEY, John	2-0	37:18	18.7	6-13	.462	0-0	.000	4-8	.500	4	3	7	3.5	6	0	2	1	1	2	16	8.0						
2	ODUKALE, Femi	16-4	354:38	22.2	38-84	.452	6-17	.353	27-57	.474	9	36	45	2.8	23	0	39	24	3	13	109	6.8						
12	COULIBALY, Abdoul Karim	16-15	382:07	23.9	37-74	.500	2-6	.333	18-25	.720	24	38	62	3.9	51	2	15	13	10	11	94	5.9						
22	SIBANDE, Nike	13-7	237:17	18.3	25-67	.373	12-31	.387	11-19	.579	11	25	36	2.8	14	0	19	16	1	4	73	5.6						
21	BROWN, Terrell	16-1	194:51	12.2	17-34	.500	0-0	.000	10-14	.714	18	24	42	2.6	29	0	2	14	10	1	44	2.8						
4	DRUMGOOLE JR., Gerald	5-0	22:55	4.6	3-9	.333	2-6	.333	4-4	1.000	1	2	3	0.6	3	0	0	4	0	0	12	2.4						
24	JEFFRESS, William	10-3	163:24	16.3	6-32	.188	1-10	.100	9-14	.643	11	9	20	2.0	13	0	7	4	4	1	22	2.2						
31	EZEAKUDO, Onyebuchi	6-1	35:29	5.9	3-4	.750	2-2	1.000	0-0	.000	0	3	3	0.5	5	0	4	2	0	3	8	1.3						
3	COLLIER, Noah	6-1	55:53	9.3	1-5	.200	0-0	.000	3-4	.750	4	6	10	1.7	5	0	2	1	0	1	5	0.8						
42	SMITH, Chayce	1-0	00:31	0.5	0-1	.000	0-1	.000	0-0	.000	0	0	0	0.0	0	0	0	0	0	0	0	0.0						
13	FISCH, Aidan	1-0	00:31	0.5	0-0	.000	0-0	.000	0-0	.000	1	0	1	1.0	0	0	0	0	0	0	0	0.0						
35	AMADASUN, Max	2-0	07:14	3.6	0-4	.000	0-0	.000	0-0	.000	1	2	3	1.5	0	0	0	0	0	0	0	0.0						
Team											29	29	58						10									
Total		16	3200		389-909	.428	100-289	.346	235-341	.689	188	394	582	36.4	266	6	228	191	50	96	1113	69.6						
Opponents		16	3200		400-890	.449	126-370	.341	205-293	.700	138	383	521	32.6	277	7	258	181	75	88	1131	70.7						

Team Statistics

	PITT	OPP
Scoring	1113	1131
Points per game	69.6	70.7
Scoring margin	-1.1	-
Field goals-att	389-909	400-890
Field goal pct	.428	.449
3 point fg-att	100-289	126-370
3-point FG pct	.346	.341
3-pt FG made per game	6.3	7.9
Free throws-att	235-341	205-293
Free throw pct	.689	.700
F-Throws made per game	14.7	12.8
Rebounds	582	521
Rebounds per game	36.4	32.6
Rebounding margin	+3.8	-
Assists	228	258
Assists per game	14.3	16.1
Turnovers	191	181
Turnovers per game	11.9	11.3
Turnover margin	-0.6	-
Assist/turnover ratio	1.2	1.4
Steals	96	88
Steals per game	6.0	5.5
Blocks	50	75
Blocks per game	3.1	4.7
Winning streak	0	-
Home win streak	1	-
Attendance	4000	3655
Home games-Avg/Game	9-444	7-522
Neutral site-Avg/Game	-	0-0

Team Results

Date	Opponent		Score	Att.
12/16/2020	at Miami (FL)	W	70-55	0
12/22/2020	Louisville	L	54-64	0
01/06/2021	at Syracuse	W	63-60	0
01/16/2021	Syracuse	W	96-76	500
01/19/2021	Duke	W	79-73	500
01/23/2021	at Wake Forest	L	75-76	79
01/26/2021	North Carolina	L	65-75	500
01/30/2021	Notre Dame	L	58-84	500
02/03/2021	Virginia Tech	W	83-72	500
02/06/2021	at Virginia	L	66-73	0
02/14/2021	at Georgia Tech	L	65-71	1200
02/17/2021	NC State	L	73-74	500
02/20/2021	Florida St.	L	72-79	500
02/28/2021	at NC State	L	62-65	500
03/02/2021	Wake Forest	W	70-57	500
03/06/2021	at Clemson	L	62-77	1876