



2020-21 @CANESHOOPS GAME NOTES

Miami Athletics Communications • 5821 San Amaro Drive • Coral Gables, FL 33146 • MiamiHurricanes.com
Associate Director of Communications: Alex Schwartz • Email: alexschwartz@miami.edu • Phone: 609-802-3674/305-284-3249
Twitter: @CanesHoops | Instagram: @CanesHoops | Facebook: /CanesHoops

UNCOMMONLY UNFORTUNATE

5 According to the Elias Sports Bureau, Miami is the second team in ACC history to lose three consecutive games by five (5) total points or fewer, joining 1989-90 Georgia Tech.

TOURNAMENT TIME

7 Miami won at least one ACC Tournament game in seven (7) of Coach L's first nine seasons, reaching the quarterfinals in six.

RECENT SUCCESS

7 Before its current two-game series skid, Miami won seven (7) games in a row against Pittsburgh from 3/4/15 to 1/12/20.

IDENTICAL OUTPUT

12.5 Kameron McGusty is averaging 12.5 points on 43.5 percent shooting, the exact same numbers he ended with in 2019-20.

INFREQUENT FOULERS

12.5 The Hurricanes head into the postseason leading the nation in fewest personal fouls per game, at just 12.5 per outing.

ATOP THE LIST

19 Miami played an ACC-high 19 conference games and was one of two schools, along with Virginia, to play every other team.

SHOWING OUT ON SENIOR NIGHT

48 Redshirt seniors Kameron McGusty and Nysier Brooks combined for 48 points in the regular season finale, recording a season-high 27 and career-high 21, respectively.

WALKING WOUNDED

98 Due entirely to injuries, 10 Hurricanes have combined to miss 98 full games and depart four others prior to halftime.

CENTURY MARK

100 Friday night, Jim Larrañaga became the 16th coach with 100 wins in ACC competition (regular season and tournament).

WINNING WAYS

668 With a 668-463 career record, Jim Larrañaga is No. 11 in victories among active DI coaches and tied for No. 36 all-time (min. 10 years at DI school). *More on pages 11-12*

2020-21 SCHEDULE

DATE	OPPONENT	TIME/SCORE (TV)
NOV. 29	NORTH FLORIDA	W, 77-59 (ACCN)
DEC. 4	STETSON	W, 82-60 (ACCN)
DEC. 8	PURDUE+	W, 58-54 (ESPN2)
DEC. 12	FGCU	L, 66-62 (RSN)
DEC. 16	PITTSBURGH*	L, 70-55 (ACCN)
DEC. 19	JACKSONVILLE	W, 73-64 (RSN)
Dec. 29	at #24/RV Virginia Tech*	L, 80-78 (ACCN)
JAN. 2	RV/RV CLEMSON*	L, 66-65 (RSN)
JAN. 5	NORTH CAROLINA*	L, 67-65 (ESPN)
Jan. 9	at RV/RV NC State*	W, 64-59 (RSN)
Jan. 12	at Boston College*	L, 84-62 (RSN)
JAN. 16	#16/18 LOUISVILLE*	W, 78-72 (ACCN)
Jan. 19	at Syracuse*	L, 83-57 (ACCN)
JAN. 24	NOTRE DAME*	L, 73-59 (ACCN)
Jan. 27	at #16/16 Florida State*	L, 81-59 (ACCN)
Jan. 30	at Wake Forest*	L, 66-54 (ACCN)
FEB. 1	DUKE*	W, 77-75 (ESPN)
FEB. 6	#16/16 VIRGINIA TECH*	L, 80-76 (OT) (RSN)
Feb. 8	at RV/-- North Carolina*	POSTPONED (ESPN)
Feb. 14	at Notre Dame*	L, 71-61 (ACCN)
FEB. 20	GEORGIA TECH*	L, 87-60 (RSN)
FEB. 24	#11/9 FLORIDA STATE*	L, 88-71 (ACCN)
Feb. 27	at RV/RV Clemson*	L, 66-58 (RSN)
March 1	at #21/20 Virginia*	L, 62-51 (ACCN)
March 5	BOSTON COLLEGE*	W, 80-76 (ACCN)
March 9	vs. Pittsburgh^	2 p.m. (ACCN)

BOLD CAPS - home game, played at the Watsco Center in Coral Gables, Fla.
* - ACC game
+ - ACC/Big Ten Challenge (Coral Gables, Fla.)
^ - ACC Tournament (Greensboro, N.C.)

GAME 25 | MARCH 9, 2021 • 2:00 P.M. ET • GREENSBORO, N.C.



[13] MIAMI HURRICANES (8-16, 4-15 ACC)

Head Coach: Jim Larrañaga (Providence, 1971)
Record at UM: 198-129 (10th season), Career Record: 668-463 (37th season)

VS



[12] PITTSBURGH PANTHERS (10-11, 6-10 ACC)

Head Coach: Jeff Capel (Duke, 1997)
Record at UP: 40-47 (third season), Career Record: 202-147 (12th season)



SERIES HISTORY

All-Time: 23-20 (16-16 since rebirth) | Home: 14-8 | Away: 8-10 | Neutral: 1-2 | Coach L: 7-4 (7-3 at UM)
Streak: Lost 2 | Last Meeting: 70-55 home loss (Dec. 16, 2020) | First Meeting: 43-40 road win (Dec. 26, 1947)

BROADCAST INFORMATION

ACCN • Play-by-Play: Dave O'Brien • Color: Cory Alexander | ESPN.com/watch
WQAM 560 AM • Joe Zagacki • Danny Rabinowitz | WQAM.Radio.com

NEWS & NOTES

GREAT IN GREENSBORO

The Hurricanes are 9-6 in ACC Tournament play in Greensboro, N.C., and 6-9 elsewhere. The nine victories are seven more than it has in any other city and Greensboro is the only place in which Miami is over .500. In 2013, the top-seeded Hurricanes claimed the tournament title at the Greensboro Coliseum after posting a trio of double-digit triumphs. More information on Miami's ACC Tournament history can be found on pages six and seven.

INJURY ISSUES

Miami's four returning senior starters have totaled 20—of a possible 96—outings in which they were available start to finish. Chris Lykes suffered a season-ending left ankle injury in game two. Kameron McGusty hurt his right hamstring early in game four and missed seven of the next eight affairs. Rodney Miller Jr., injured his left groin early in game four, missed the next outing and then suffered a season-ending right knee injury in his return. Sam Waardenburg hurt his left foot in October and will not play at all in 2020-21. In addition, Earl Timberlake (17), Harlond Beverly (five), Elijah Olaniyi (two), Deng Gak (one) and Anthony Walker (one) have combined to miss 26 contests due to injuries.

THE U TO THE LEAGUE (MORE ON PAGE 5)

Miami is one of 18 schools with four-plus NBA Draft choices over the last four years and one of 20 with at least one draftee in at least three of the past four years. The 15 teams on both lists are Miami, Arizona, Duke, Florida State, Iowa State, Kansas, Kentucky, Maryland, Michigan, North Carolina, Oregon, UCLA, USC, Villanova and Washington.

RUN IT BACK

The Hurricanes are one of just seven teams from a high-major conference (Power Five + BIG EAST) that did not lose a transfer from last season's roster, alongside Baylor, Florida State, Marquette, TCU, Villanova and Virginia. Of those programs, only four (Miami, Baylor, TCU and Virginia) also lost no players to the NBA early-entry list.

HURRICANE HERO

Jim Larrañaga ranks second at Miami with 198 victories and fourth with a .606 winning percentage. His six 20-win seasons at The U are the most of any coach and a third of the program's total. Coach L has also led Miami to all three of its 25-win campaigns, two of its three Sweet 16 berths and four of its 10 NCAA Tournament trips.

PITTSBURGH

The No. 12-seeded Panthers, 10-11 (6-10) on the year, are led by sophomore forward Justin Champagnie's 18.4 points and ACC-best 11.1 rebounds per game. Pittsburgh is 1-6 in its last seven games after starting the year 9-5.

PROJECTED STARTERS

	ANTHONY WALKER	CAREER HIGHS	NOTES
1	So. F 6-9 210 Baltimore, Md. 2020-21: 9.5 ppg, 4.5 rpg, 0.8 apg	Pts: 18 Stl: 2 Reb: 10 Blk: 3 Ast: 4 Min: 38	Averaging 10.8 ppg & 5.2 rpg in 13 starts, with 12+ points 9x and three double-doubles
2	ISAIAH WONG So. G 6-3 180 Piscataway, N.J. 2020-21: 17.1 ppg, 5.0 rpg, 2.3 apg	CAREER HIGHS Pts: 30 Stl: 3 Reb: 12 Blk: 2 Ast: 6 Min: 42	NOTES Since earning first start, averaging 16.1 ppg & 4.9 rpg in last 37 games (44.3 FG%)
3	NYSIER BROOKS RSr. C 7-0 240 Philadelphia, Pa. 2020-21: 6.8 ppg, 5.8 rpg, 0.7 apg	CAREER HIGHS Pts: 21 Stl: 3 Reb: 15 Blk: 5 Ast: 4 Min: 39	NOTES Career-best 21 points on 8/11 FG in victory over BC; Career-high 15 boards vs. FGCU
4	ELIJAH OLANIYI Sr. G 6-5 205 Newark, N.J. 2020-21: 11.1 ppg, 5.1 rpg, 0.8 apg	CAREER HIGHS Pts: 33 Stl: 5 Reb: 11 Blk: 2 Ast: 7 Min: 41	NOTES Double-double in win vs. Louisville; Season-high 21 points on 8/10 FG in win vs. Duke
23	KAMERON MCGUSTY RSr. G 6-5 190 Katy, Texas 2020-21: 12.5 ppg, 3.7 rpg, 2.8 apg	CAREER HIGHS Pts: 28 Stl: 5 Reb: 10 Blk: 2 Ast: 7 Min: 44	NOTES Won Co-ACC POTW on 12/23/19; Scored 10+ points in 32 of 45 appearances at Miami



ROSTER BREAKDOWN

NUMERICAL ROSTER

NO.	NAME	POS.	HT.	WT.	CL.	HOMETOWN / LAST SCHOOL
0	Chris Lykes	G	5-7	160	Sr.	Mitchellville, Md. / Gonzaga College HS (D.C.)
1	Anthony Walker	F	6-9	210	So.	Baltimore, Md. / Brewster Academy (N.H.)
2	Isaiah Wong	G	6-3	180	So.	Piscataway, N.J. / Monsignor Bonner (Pa.)
3	Nysier Brooks	C	7-0	240	RSr.	Philadelphia, Pa. / Cincinnati / Advanced Prep International (Texas)
4	Elijah Olaniyi	G	6-5	205	Sr.	Newark, N.J. / Stony Brook / East Side
5	Harlond Beverly	G	6-5	185	So.	Detroit, Mich. / Montverde Academy (Fla.)
10	Filippos Gkogkos	G	6-3	190	So.	Athens, Greece / International School of Bucharest (Romania)
13	Earl Timberlake	G	6-6	215	Fr.	Washington, D.C. / DeMatha Catholic (Md.)
14	Rodney Miller Jr.	C	7-0	250	RSr.	Laurelton, N.Y. / Oak Hill Academy (Va.)
15	Willie Herenton	G	6-2	180	Sr.	Lincolnshire, Ill. / Adlai Stevenson
21	Sam Waardenburg	F	6-10	225	RSr.	Auckland, New Zealand / Rangitoto College
22	Deng Gak	F	6-11	220	RJr.	Sydney, Australia / Blair Academy (N.J.)
23	Kameron McGusty	G	6-5	190	RSr.	Katy, Texas / Oklahoma / Sunrise Christian Academy (Kan.)

ALPHABETICAL ROSTER

NO.	NAME	POS.	HT.	WT.	CL.	HOMETOWN / LAST SCHOOL
5	Harlond Beverly	G	6-5	185	So.	Detroit, Mich. / Montverde Academy (Fla.)
3	Nysier Brooks	C	7-0	240	RSr.	Philadelphia, Pa. / Cincinnati / Advanced Prep International (Texas)
22	Deng Gak	F	6-11	220	RJr.	Sydney, Australia / Blair Academy (N.J.)
10	Filippos Gkogkos	G	6-3	190	So.	Athens, Greece / International School of Bucharest (Romania)
15	Willie Herenton	G	6-2	180	Sr.	Lincolnshire, Ill. / Adlai Stevenson
0	Chris Lykes	G	5-7	160	Sr.	Mitchellville, Md. / Gonzaga College HS (D.C.)
23	Kameron McGusty	G	6-5	190	RSr.	Katy, Texas / Oklahoma / Sunrise Christian Academy (Kan.)
14	Rodney Miller Jr.	C	7-0	250	RSr.	Laurelton, N.Y. / Oak Hill Academy (Va.)
4	Elijah Olaniyi	G	6-5	205	Sr.	Newark, N.J. / Stony Brook / East Side
13	Earl Timberlake	G	6-6	215	Fr.	Washington, D.C. / DeMatha Catholic (Md.)
21	Sam Waardenburg	F	6-10	225	RSr.	Auckland, New Zealand / Rangitoto College
1	Anthony Walker	F	6-9	210	So.	Baltimore, Md. / Brewster Academy (N.H.)
2	Isaiah Wong	G	6-3	180	So.	Piscataway, N.J. / Monsignor Bonner (Pa.)

COACHING STAFF

Head Coach: Jim Larrañaga (Providence '71, 10th season)
Associate Head Coach: Chris Caputo (Westfield State [Mass.] '02, 10th season)
Assistant Coach: Bill Courtney (Bucknell '92, second season)
Assistant Coach: Adam Fisher (Penn State '06, eighth season, sixth as AC)
Director of Basketball Operations: Lamont Franklin (UNC Wilmington '97, fourth season)
Associate Director of Basketball Operations: Jeff Dyer (Delaware '14, fourth season)
Athletic Trainer: Cory Kaplan (Florida '14, second season)
Strength & Conditioning Coach: Phil Baier (Springfield [Mass.] '13, second season)

PRONUNCIATION GUIDE

Jim Larrañaga: Lare-Uh-NAY-Guh
Chris Caputo: Kuh-PEW-Toe
Phil Baier: BUY-er
Nysier Brooks: Nah-SEER
Deng Gak: GACK
Filippos Gkogkos: Fill-EEP-Ose GO-Gose
Willie Herenton: HEHR-In-Ton
Elijah Olaniyi: Oh-LAH-Nee-Yee
Sam Waardenburg: WAR-Din-Berg

RETURNERS (11)

- No. 0 Chris Lykes*
- No. 1 Anthony Walker
- No. 2 Isaiah Wong
- No. 3 Nysier Brooks+
- No. 5 Harlond Beverly
- No. 10 Filippos Gkogkos
- No. 14 Rodney Miller Jr.*
- No. 15 Willie Herenton
- No. 21 Sam Waardenburg*
- No. 22 Deng Gak
- No. 23 Kameron McGusty*

* returning starter
+ redshirted last season

NEWCOMERS (2)

- No. 4 Elijah Olaniyi
- No. 13 Earl Timberlake

FRESHMEN (1)

- No. 13 Earl Timberlake

SOPHOMORES (4)

- No. 1 Anthony Walker
- No. 2 Isaiah Wong
- No. 5 Harlond Beverly
- No. 10 Filippos Gkogkos

JUNIORS (1)

- No. 22 Deng Gak (RS)

SENIORS (7)

- No. 0 Chris Lykes
- No. 3 Nysier Brooks (RS)
- No. 4 Elijah Olaniyi
- No. 14 Rodney Miller, Jr. (RS)
- No. 15 Willie Herenton
- No. 21 Sam Waardenburg (RS)
- No. 23 Kameron McGusty (RS)

BY LOCATION

MARYLAND (2)

- No. 0 Chris Lykes
- No. 1 Anthony Walker

ILLINOIS (1)

- No. 15 Willie Herenton

MICHIGAN (1)

- No. 5 Harlond Beverly

NEW JERSEY (1)

- No. 2 Isaiah Wong

NEW YORK (1)

- No. 14 Rodney Miller Jr.

PENNSYLVANIA (1)

- No. 3 Nysier Brooks

TEXAS (1)

- No. 23 Kameron McGusty

WASHINGTON, D.C. (1)

- No. 13 Earl Timberlake

AUSTRALIA (1)

- No. 22 Deng Gak

GREECE (1)

- No. 10 Filippos Gkogkos

NEW ZEALAND (1)

- No. 21 Sam Waardenburg



PLAYER SPOTLIGHTS



#0 CHRIS LYKES
Sr. • G • 5-7 • 160
Mitchellville, Md.

	GP-GS	PPG	RPG	APG	MPG
2020-21	2-2	15.5	4.0	5.5	28.5
CAREER	92-68	13.7	2.0	2.7	28.4



#1 ANTHONY WALKER
So. • F • 6-9 • 210
Baltimore, Md.

	GP-GS	PPG	RPG	APG	MPG
2020-21	23-13	9.5	4.5	0.8	25.8
CAREER	48-13	6.3	3.3	0.5	18.7




#2 ISAIAH WONG
So. • G • 6-3 • 180
Piscataway, N.J.

	GP-GS	PPG	RPG	APG	MPG
2020-21	24-23	17.1	5.0	2.3	35.1
CAREER	55-36	11.8	3.8	1.6	27.3



#3 NYSIER BROOKS
RSr. • C • 7-0 • 240
Philadelphia, Pa.

	GP-GS	PPG	RPG	APG	MPG
2020-21	24-22	6.8	5.8	0.7	26.8
CAREER	176-59	4.9	3.9	0.3	16.2



#4 ELIJAH OLANIYI
Sr. • G • 6-5 • 205
Newark, N.J.

	GP-GS	PPG	RPG	APG	MPG
2020-21	18-15	11.1	5.1	0.8	32.5
CAREER	109-79	12.2	5.3	1.3	29.2




#5 HARLOND BEVERLY
So. • G • 6-5 • 185
Detroit, Mich.

	GP-GS	PPG	RPG	APG	MPG
2020-21	19-15	6.7	4.5	3.3	28.7
CAREER	50-20	7.0	3.1	2.7	23.2



#10 FILIPPOS GKOGKOS
So. • G • 6-3 • 193
Athens, Greece

	GP-GS	PPG	RPG	APG	MPG
2020-21	4-0	0.0	0.3	0.0	1.8
CAREER	11-0	0.0	0.4	0.0	1.8



#13 EARL TIMBERLAKE
Fr. • G • 6-6 • 215
Washington, D.C.

	GP-GS	PPG	RPG	APG	MPG
2020-21	7-3	9.3	5.0	2.4	27.2
CAREER	7-3	9.3	5.0	2.4	27.2



#14 RODNEY MILLER JR.
RSr. • C • 7-0 • 250
Laurelton, N.Y.

	GP-GS	PPG	RPG	APG	MPG
2020-21	5-0	0.4	0.4	0.0	4.2
CAREER	65-28	3.8	2.8	0.2	13.2



#15 WILLIE HERENTON
Sr. • G • 6-2 • 180
Lincolnshire, Ill.

	GP-GS	PPG	RPG	APG	MPG
2020-21	14-1	0.8	0.6	0.1	7.9
CAREER	41-1	0.8	0.3	0.1	4.1




#21 SAM WAARDENBURG
RSr. • F • 6-10 • 215
Auckland, New Zealand

	GP-GS	PPG	RPG	APG	MPG
2020-21	-	-	-	-	-
CAREER	83-35	5.0	4.3	1.0	23.6



#22 DENG GAK
R Jr. • F • 6-11 • 220
Sydney, Australia

	GP-GS	PPG	RPG	APG	MPG
2020-21	22-2	2.0	2.9	0.2	13.9
CAREER	37-3	2.1	3.0	0.3	13.7



#23 KAMERON MCGUSTY
RSr. • G • 6-5 • 190
Katy, Texas

	GP-GS	PPG	RPG	APG	MPG
2020-21	17-15	12.5	3.7	2.8	32.6
CAREER	108-61	10.7	2.8	1.2	25.4

THE LAST TIME IT HAPPENED...

Player Scored 40+ Points

Miami Darius Rice (43), vs. Connecticut, 1/20/03
Opponent Sean Singletary (41), vs. Virginia, 3/1/08

Player Scored 35+ Points

Miami Jack McClinton (35), vs. North Carolina, 3/15/09
Opponent Xavier Rathan-Mayes (35), vs. Florida State, 2/25/15

Player Scored 30+ Points

Miami Isaiah Wong (30), vs. Louisville, 1/16/21
Opponent Coby White (33), at North Carolina, 2/9/19

Two Players Scored 20 Points

Miami Kameron McGusty (27), Nysier Brooks (21), vs. Boston College, 3/5/21
Opponent Buddy Boeheim (23), Joseph Girard III (23), at Syracuse, 1/19/21

Three Players Scored 20+ Points

Miami Isaiah Wong (27), Chris Lykes (23), Kameron McGusty (21), at Virginia Tech, 2/19/20
Opponent Travis Mays (40), Alvin Heggis (22), Lance Blanks (21), Texas, 2/22/89

Five (not 5+) Players Scored in Double Figures

Miami Matt Cross (16), Isaiah Wong (16), Harlond Beverly (14), Elijah Olaniyi (11), Nysier Brooks (10), at Virginia Tech, 12/29/20
Opponent Justyn Mutts (22), Keve Aluma (16), Hunter Cattoor (14), Joe Bamisile (11), Nahiem Alleyne (10), vs. Virginia Tech, 2/6/21

Six (not 6+) Players Scored in Double Figures

Miami Chris Lykes (18), Ja'Quan Newton (15), Dewan Huell (14), Lonnie Walker IV (13), Ebuka Izundu (12), DJ Vasiljevic (10), at North Carolina, 2/27/18
Opponent James Kamik (15), Makai Ashton-Langford (13), Frederick Scott (11), Kamari Williams (11), CJ Felder (10), Jay Heath (10), vs. Boston College, 3/5/21

Seven+ Players Scored in Double Figures

Miami Sheldon McClellan (18), Ja'Quan Newton (15), James Palmer (14), Ebuka Izundu (11), Angel Rodriguez (11), Ivan Cruz Uceda (10), Anthony Lawrence II (10), vs. Mississippi State, 11/19/15

Player Grabbed 15+ Rebounds

Miami Nysier Brooks (15), vs. FGCU, 12/8/20
Opponent Day/Ron Sharpe (16), vs. North Carolina, 1/5/21

Player Grabbed 20+ Rebounds

Miami Reggie Johnson (20), vs. Florida Atlantic, 3/16/11
Opponent Kelly Wise (21), vs. Memphis, 12/21/00

Two Players Grabbed 10+ Rebounds

Miami Nysier Brooks (11) & Elijah Olaniyi (10), vs. Louisville, 1/16/21
Opponent Landers Nolley II (11) & Tyrece Radford (10), at Virginia Tech, 2/19/20

Three Players Grabbed 10+ Rebounds

Miami Mark Richardson (11), Eric Brown (10), Joe Wylie (10) vs. FIU, 3/6/89
Opponent Matt Harpring (12), Dion Glover (10), Michael Maddox (10), Georgia Tech, 12/27/97

Player Had 10+ Assists

Miami Bruce Brown, Jr. (10), vs. Gardner-Webb, 11/10/17
Opponent Prentiss Hubb (10), at Notre Dame, 2/23/20

Player Had 10+ Blocks

Miami Anthony King (10), vs. Florida Atlantic, 11/29/04
Opponent Jarvis Varnado (10), Mississippi State, 12/13/07

Player Had a Double-Double

Miami Anthony Walker (13 pts, 10 reb), at Clemson, 2/27/21
Opponent RaiQuan Gray (12 pts, 13 reb), vs. Florida State, 2/24/21

Player Had a Triple-Double

Miami Bruce Brown, Jr. (10 pts, 11 reb, 11 ast), vs. Gardner-Webb, 11/10/17
Opponent Brendan Haywood (18 pts, 14 reb, 10 blk), North Carolina, 12/4/00

Two Players Had Double-Doubles

Miami Keith Stone (12 pts, 18 reb) & Isaiah Wong (27 pts, 12 reb), at Virginia Tech, 2/19/20
Opponent RaiQuan Gray (10 pts, 11 reb) & Malik Osborne (11 pts, 10 reb), at Florida State, 1/27/21

Hit Last-Second Shot to Win

Miami Zach Johnson, jumper with 0.4 secs remaining vs. Clemson to win, 65-64, 2/13/19
Opponent Donte Ingram, Loyola Chicago, 3-pointer with 0.3 secs remaining to win, 64-62 in NCAA Tournament, 3/15/18

Team Scored 100+ Points

Miami 102, at Virginia Tech (3OT), 2/19/20 | In regulation: 105, vs. Mississippi State, 11/19/15

Opponent 103, at Florida State (OT), 1/27/18 | In regulation: 105, at North Carolina, 1/3/07

Team Scored 90-99 Points

Miami 91, vs. Coppin State, 12/21/19
Opponent 99, at Florida State, 2/8/20

Team Scored 50 Points in a Half

Miami 50, first half, at Illinois, 12/2/19
Opponent 51, second half, vs. Louisville, 1/16/21

Team Shot 50 Percent in Both Halves

Miami .519 (14-27) / .552 (16-29), at Virginia Tech, 12/29/20
Opponent .568 (21-37) / .500 (16-32), vs. Florida State, 2/24/21

Team Shot 60 Percent in a Half

Miami .607 (17-28), second half, vs. Duke, 2/1/21
Opponent .633 (19-30), first half, vs. Georgia Tech, 2/20/21

Team Shot 70 Percent in a Half

Miami .720 (18-25), second half, vs. Middle Tennessee, 12/25/17

Team Shot 60 Percent in a Game

Miami .600 (30-50), vs. Middle Tennessee, 12/25/17
Opponent .600 (33-55), at Florida State, 1/27/18

Team Shot Under 30 Percent in a Game

Miami .279 (17-61), at Louisville, 1/7/20
Opponent .288 (15-52), vs. La Salle, 11/22/17

Team Won by 50+ Points

Miami 50, vs. Nova Southeastern (108-58), 11/16/09
Opponent 53, vs. Notre Dame (126-73), 2/22/86

Team won by 40-49 Points

Miami 49, vs. Western Carolina (92-43), 11/11/16
Opponent 41, at North Carolina (105-64), 1/31/07

Team Won by 30-39 Points

Miami 31, vs. Coppin State (91-60), 12/21/19
Opponent 33, vs. Duke (95-62), 1/4/20

Overtime

Miami won in overtime 69-65 (OT), vs. Syracuse, 3/7/20
Miami lost in overtime 83-79 (OT), vs. Florida State, 1/18/20

Rankings

Miami defeated a ranked opponent 78-72, vs. No. 16/18 Louisville, 1/16/21
Miami lost to a ranked opponent 62-51, at No. 21/20 Virginia, 3/1/21
Miami defeated a top-10 opponent 91-88, at No. 9 North Carolina, 2/27/18
Miami lost to a top-10 opponent 88-71, vs. No. 11/9 Florida State, 2/24/21
Miami defeated a top-five opponent 64-61, vs. No. 3 Virginia, 2/22/16
Miami lost to a top-five opponent 95-62, vs. No. 2 Duke, 1/4/20

Comebacks

Miami won when down 10+ points 58-54 (down 20), vs. Purdue, 12/8/20
Miami lost when up 10+ points 67-65 (up 10), vs. North Carolina, 1/5/21
Miami won when down 15+ points 58-54 (down 20), vs. Purdue, 12/8/20
Miami lost when up 15+ points 90-73 (up 15), at Louisville, 1/6/19
Miami won when down 20+ points 58-54 (down 20), vs. Purdue, 12/8/20
Miami won when down at halftime 77-75 (down 2), vs. Duke, 2/1/21
Miami lost when up at halftime 66-65 (up 2), vs. Clemson, 1/2/21
Miami won when down 10+ at halftime 58-54 (down 18), vs. Purdue, 12/8/20
Miami lost when up 10+ at halftime 77-73 (up 10), vs. Yale at AmericanAirlines Arena, 12/1/18

THE LAST TIME A MIAMI FRESHMAN...

Scored 30 Points: Bruce Brown Jr. (30), vs. North Carolina, 1/28/17

Scored 20+ Points: Isaiah Wong (27), at Virginia Tech, 2/19/20

Perfect from Field (5+ att): Reggie Johnson (RS), 8-of-8, vs. Wake Forest, 3/11/10

Perfect from 3-Pt (3+ att): Anthony Lawrence II, 4-of-4, vs. Notre Dame, 2/3/16

Perfect from FT Line (5+ att): Isaiah Wong, 14-of-14, at Virginia Tech, 2/19/20

10+ Rebounds: Isaiah Wong, 12, at Virginia Tech, 2/19/20

10+ Assists: Bruce Brown, Jr., 10, vs. South Carolina State, 12/6/16

5-9 Assists: Earl Timberlake, 5, vs. North Carolina, 1/5/21

5+ Steals: Earl Timberlake, 5, vs. North Carolina, 1/5/21

4+ Blocks: Raphael Akpejori, 4, McNeese State, 11/24/10

Double-Double: Isaiah Wong (27 pts, 12 reb), at Virginia Tech, 2/19/20

Triple-Double: Bruce Brown Jr. (11 pts, 11 reb, 10 ast), vs. South Carolina State, 12/6/16



UPCOMING CAREER MILESTONES

Nysier Brooks is six rebounds away from 500 ... **Kameron McGusty** is nine minutes played away from 2,750 ... **Elijah Olaniyi** is three assists away from 150 and 16 points from 1,350 ... **Anthony Walker** is eight free-throw attempts away from 100... **Isaiah Wong** is two made free throws away from 150.

2020-21 STARTING LINEUPS (12)

- ~ Brooks/Cross/Lykes/McGusty/Wong: 2x, 2-0 record, most recent: 12/4/20
- ~ Beverly/Brooks/Cross/McGusty/Wong: 2x, 1-1 record, most recent: 12/12/20
- ~ Beverly/Brooks/Olaniyi/Walker/Wong: 5x, 2-3 record, most recent: 1/19/21
- ~ Beverly/Brooks/Cross/Olaniyi/Wong: 1x, 0-1 record, most recent: 1/2/21
- ~ Beverly/Brooks/Cross/Timberlake/Wong: 3x, 1-2 record, most recent: 1/12/21
- ~ Brooks/Cross/McGusty/Olaniyi/Wong: 1x, 0-1 record, most recent: 1/24/21
- ~ Beverly/Brooks/McGusty/Walker/Wong: 1x, 0-1 record, most recent: 1/27/21
- ~ Beverly/Gak/McGusty/Walker/Wong: 1x, 0-1 record, most recent: 1/30/21
- ~ Beverly/McGusty/Olaniyi/Walker/Wong: 1x, 1-0 record, most recent: 2/1/21
- ~ Brooks/McGusty/Olaniyi/Walker/Wong: 5x, 0-5 record, most recent: 3/1/21
- ~ Beverly/Brooks/McGusty/Olaniyi/Wong: 1x, 0-1 record, most recent: 2/14/21
- ~ Brooks/Gak/Herenton/McGusty/Olaniyi: 1x, 1-0 record, most recent: 3/5/21

EXCEEDING EXPECTATIONS

Before 2020-21, through Jim Larrañaga's first nine years at Miami, his team finished higher in the ACC than it was picked preseason poll seven times and never finished more than one spot lower.

Year	Pre	Final	Margin	Year	Pre	Final	Margin	Year	Pre	Final	Margin
11-12	5th	t-4th	+1	14-15	10th	t-6th	+4	17-18	4th	t-3rd	+1
12-13	5th	1st	+4	15-16	5th	t-2nd	+3	18-19	10th	t-11th	-1
13-14	12th	10th	+2	16-17	9th	t-7th	+2	19-20	9th	t-10th	-1

BEATING THE BLUE BLOODS

During Jim Larrañaga's 10 seasons at Miami, the Hurricanes are 12-17 against Duke (6-7) and North Carolina (6-10), good for the third-most wins—trailing only Duke (13) and Virginia (15)—by any school against those two teams since 2011-12. Miami beat at least one of them in each of Coach L's first seven years, topping both in 2012-13 (four total wins) and 2016-17. Prior to Larrañaga's arrival, Miami was 4-31 all-time against the two. The Hurricanes are the only team with at least six victories over those schools by double digits since 2011-12 (only Duke and Virginia have even five). Miami and Duke are the lone schools with five road wins against the two teams since 2011-12. Miami is also the only team with at least four triumphs by 15-plus—just Louisville and North Carolina have even three—and joins Ohio State as the lone schools with two decisions by 20-plus. Duke's most lopsided loss of the last nine years is to Miami (90-63 on 1/23/13) and it is the third-largest loss ever for an AP No. 1 team, while North Carolina's third-most lopsided loss of that stretch is to the Hurricanes (87-61 on 2/9/13). In 2012-13, Miami became the first team to top both schools by 20-plus since Maryland did so in 1974-75.

QUITE THE COACH

Jim Larrañaga, who passed John Wooden on the all-time wins list on 1/9/21, is one of 24 active coaches with 650 victories, including one of 14 at the DI level. He is the 64th of 68 NCAA coaches all-time to reach 650, including the 39th of 42 with DI experience and the 38th of 41 with at least 10 years at that level. Coach L is tied for No. 16 all-time in ACC victories (regular season and ACC Tournament) with 100, including tied for fifth among active coaches. He is also No. 18 all-time in total victories while serving as an ACC coach with 198, the sixth-most among active coaches. In addition, Larrañaga is one of 17 coaches with 100-plus wins at three DI schools and one of just four such active coaches, alongside Steve Alford, John Calipari and Lon Kruger.

HERE TO STAY

Over the last four seasons (2016-20), Miami did not have a single scholarship player who appeared in a game transfer to another school. Every other program in the ACC had at least one, 13 had at least three, eight had at least five, five had at least eight and two are in double figures. The average number of scholarship players who appeared in a game for one of those 14 schools before transferring is 6.1 per team (85 total) over the past four years.

THE U TO THE LEAGUE (CONTINUED FROM PAGE 1)

Four Hurricanes have been selected in the NBA Draft over the past four years. In 2017, Davon Reed went No. 32 to Phoenix. In 2018—the third time Miami has had two players picked, along with 1968 and 1970—Lonnie Walker IV went No. 18 to San Antonio and Bruce Brown Jr., went No. 42 to Detroit. Most recently, in 2019, Dewan Hernandez went No. 59 to Toronto.

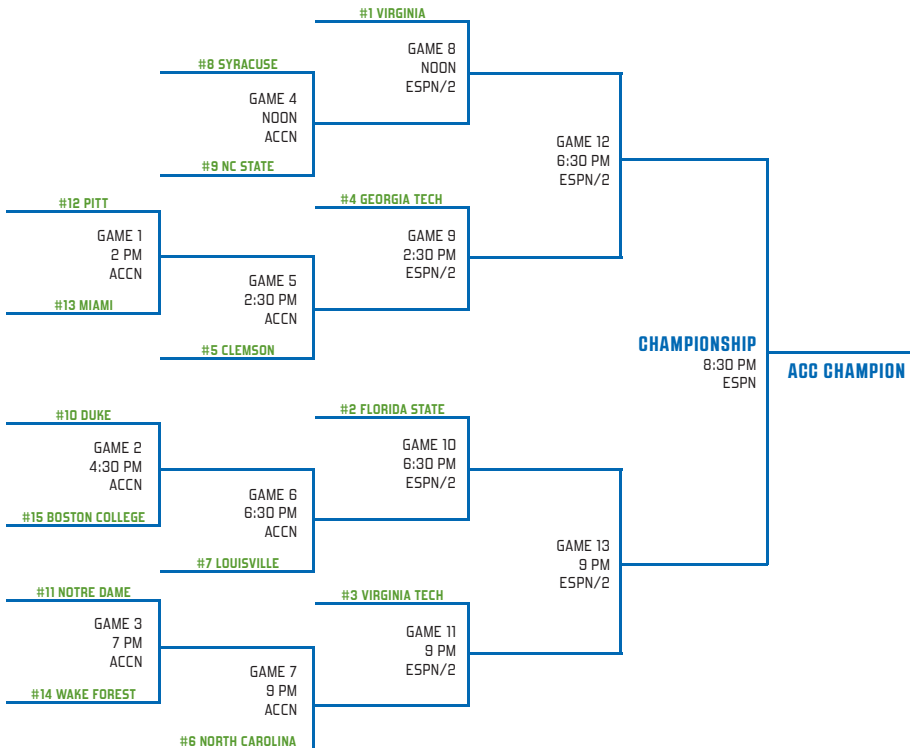
MIAMI'S RECORD WHEN...

Record	2020-21		Larrañaga	
	All	ACC	At UM	ACC
All games	8-16	4-15	198-129	91-90
Home	7-8	3-7	115-43	57-34
Away	1-8	1-8	51-62	34-56
Neutral	—	—	32-24	—
November	1-0	—	45-14	0-1
December	3-3	0-2	44-15	3-3
January	2-7	2-7	35-42	33-42
February	1-5	1-5	45-35	44-35
March	1-1	1-1	29-22	11-9
April	—	—	0-1	0-0
vs. Top-10 opponents	0-1	0-1	8-24	7-20
vs. Top-25 (includes top-10)	1-5	1-5	20-57	14-46
vs. RV opponents	1-2	1-2	16-12	9-6
vs. Teams over .500 on gameday	5-12	3-11	125-111	66-76
vs. Teams under .500 on gameday	3-4	1-4	48-13	19-12
vs. Teams at .500 on gameday	—	—	25-5	6-2
While UM in Top 10	—	—	21-10	9-7
While UM in Top 25 (includes top 10)	—	—	58-25	29-17
While UM is RV (only)	—	—	50-18	20-9
In Top-25 matchups	—	—	8-10	6-6
In Top-10 matchups	—	—	0-3	0-2
<i>Note: above rankings records include teams that were top-25/top-10/RV in either poll, with precedence given to the team's higher ranking</i>				
Leading at halftime	5-1	2-1	150-23	65-18
Trailing at halftime	3-13	2-13	38-96	22-66
Tied at halftime	0-2	0-1	10-10	4-6
In overtime games	0-1	0-1	11-12	8-7
Single overtime	0-1	0-1	7-11	5-6
Double overtime	—	—	3-1	2-1
Triple overtime	—	—	1-0	1-0
Leading w/2:00 left in regulation	6-2	3-2	181-14	81-9
Trailing w/2:00 left in regulation	1-13	0-12	13-111	8-77
Tied w/2:00 left in regulation	1-1	1-1	4-4	2-4
UM shoots 50% or better from field	1-1	1-1	79-9	27-4
UM shoots 40-49.9% from field	6-6	3-5	96-48	53-39
UM shoots under 40% from field	1-9	0-9	23-72	11-47
Opp. shoots 50% or better from field	0-5	0-5	16-47	9-31
Opp. shoots 40-49.9% from field	4-9	3-9	83-60	44-44
Opp. shoots under 40% from field	4-2	0-2	99-22	37-16
UM shoots 70% or better from line	4-8	2-8	124-70	59-53
UM shoots under 70% from line	4-8	2-7	74-59	32-37
UM makes more 3-point FGs	2-2	2-2	113-44	51-35
UM makes fewer 3-point FGs	6-14	2-13	62-65	29-48
3-point FGs are even	—	—	23-20	11-7
4+ Canes in double figures	2-5	0-5	104-35	42-27
3 Canes in double figures	4-8	3-7	71-49	39-31
2 or fewer Canes in double figures	2-3	1-3	23-45	10-32
Outrebounding opponent	6-5	3-4	127-38	53-26
Opponent outrebounds UM	2-10	1-10	63-89	34-62
Tied in rebounds	0-1	0-1	8-2	4-2
UM records 10 or more steals	1-3	0-3	26-14	9-11
UM records 15 or more assists	4-2	2-2	70-10	32-9
UM commits fewer than 15 turnovers	6-11	4-11	168-107	79-71
UM commits 15 or more turnovers	2-5	0-4	30-22	12-19
UM commits fewer turnovers than opp.	5-7	2-7	116-54	50-37
UM commits more turnovers than opp.	3-9	2-8	67-56	32-40
Tied in turnovers	—	—	15-19	9-13
Games decided by 3 points or fewer	1-3	1-3	28-24	16-16
Games decided by 4-9 points	5-3	3-2	58-42	35-32
Games decided by 10-19 points	1-6	0-6	70-44	29-29
Games decided by 20-29 points	1-4	0-4	28-16	11-10
Games decided by 30-39 points	—	—	12-3	0-3
Games decided by 40+ points	—	—	2-0	—
Playing in morning	—	—	4-1	—
Playing in afternoon (12-4:59 p.m.)	2-6	1-5	68-48	37-34
Playing in evening (5 p.m. or later)	6-10	3-10	126-80	54-56
<i>Note: above game times are based off local time at game location</i>				
UM scores 49 points or fewer	—	—	2-8	1-6
UM scores 50-59 points	1-7	0-7	12-51	6-34
UM scores 60-69 points	1-6	1-5	47-37	28-21
UM scores 70-79 points	4-3	2-3	79-27	36-24
UM scores 80-89 points	2-0	1-0	42-5	15-4
UM scores 90-99 points	—	—	14-1	4-1
UM scores 100 or more points	—	—	2-0	1-0
Opponent scores 39 points or fewer	—	—	2-0	—
Opponent scores 40-49 points	—	—	29-2	14-2
Opponent scores 50-59 points	3-0	1-0	62-12	23-9
Opponent scores 60-69 points	2-6	0-5	55-37	31-22
Opponent scores 70-79 points	3-3	3-3	38-42	17-27
Opponent scores 80-89 points	0-7	0-7	10-28	5-23
Opponent scores 90-99 points	—	—	2-7	1-6
Opponent scores 100 or more points	—	—	0-1	0-1



2021 NEW YORK LIFE ACC TOURNAMENT

FIRST ROUND TUESDAY, MARCH 9
SECOND ROUND WEDNESDAY, MARCH 10
QUARTERFINALS THURSDAY, MARCH 11
SEMIFINALS FRIDAY, MARCH 12
CHAMPIONSHIP SATURDAY, MARCH 13



All ACC Tournament games also will be available via the ESPN app.

ACC TOURNAMENT HISTORY (15-15)

2004-05 (No. 6 seed; Washington, D.C.)
 R1: L, 66-65, vs. No. 11 Virginia

2005-06 (No. 8 seed; Greensboro, N.C.)
 R1: W, 66-63, vs. No. 9 Clemson
 QF: L, 80-75, vs. No. 1 [#3] Duke

2006-07 (No. 12 seed; Tampa, Fla.)
 R1: W, 67-62, vs. No. 5 [#17/21] Maryland
 QF: L, 74-71 (OT), vs. No. 4 Boston College

2007-08 (No. 5 seed; Charlotte, N.C.)
 R1: W, 63-50, vs. No. 12 NC State
 QF: L, 63-49, vs. No. 4 Virginia Tech

2008-09 (No. 9 seed; Atlanta, Ga.)
 R1: L, 65-47, vs. No. 8 Virginia Tech

2009-10 (No. 12 seed; Greensboro, N.C.)
 R1: W, 83-62, vs. No. 5 Wake Forest
 QF: W, 70-65, vs. No. 4 Virginia Tech
 SF: L, 77-74, vs. No. 1 [#4] Duke

2010-11 (No. 9 seed; Greensboro, N.C.)
 R1: W, 69-62 (OT), vs. No. 8 Virginia
 QF: L, 61-59, vs. No. 1 [#6/7] North Carolina

2011-12 (No. 6 seed; Atlanta, Ga.)
 R1: W, 54-36, at No. 11 Georgia Tech
 QF: L, 82-71, vs. No. 3 [#17] Florida State

2012-13 (No. 1 seed; Greensboro, N.C.)
 QF: W, 69-58, vs. No. 8 Boston College
 SF: W, 81-71, vs. No. 5 NC State
 FN: W, 87-77, vs. No. 3 North Carolina

2013-14 (No. 10 seed; Greensboro, N.C.)
 R1: W, 57-53, vs. No. 15 Virginia Tech
 R2: L, 67-58 vs. No. 7 NC State

2014-15 (No. 6 seed; Greensboro, N.C.)
 R2: W, 59-49, vs. No. 14 Virginia Tech
 QF: L, 70-63, vs. No. 3 [#11/9] Notre Dame

2015-16 (No. 3 seed; Washington, D.C.)
 QF: W, 88-82, vs. No. 6 Virginia Tech
 SF: L, 73-68, vs. No. 2 [#4] Virginia

2016-17 (No. 9 seed; Brooklyn, N.Y.)
 R2: W, 62-57, vs. No. 8 Syracuse
 QF: L, 78-53, vs. No. 1 [#6] North Carolina

2017-18 (No. 3 seed; Brooklyn, N.Y.)
 QF: L, 82-65, vs. No. 6 [#12/11] North Carolina

2018-19 (No. 12 seed; Charlotte, N.C.)
 R1: W, 79-71, vs. No. 13 Wake Forest
 R2: L, 71-56, vs. No. 5 [#16/15] Virginia Tech

2019-20 (No. 9 seed; Greensboro, N.C.)
 R2: L, 69-64, vs. No. 8 Clemson

GREENSBORO COLISEUM | GREENSBORO, NC | MARCH 9-13 | #ACCTOURNEY | @ACCMBB | THEACC.COM

CAREER ACC TOURNAMENT STATS

NAME	GP	GS	FG	3P	FT	MPG	PPG	RPG	APG	SPG	BPG
H. Beverly	1	0	0-0	0-0	0-0	4.0	0.0	1.0	0.0	0.0	0.0
W. Herenton	1	0	0-3	0-1	0-0	3.0	0.0	1.0	0.0	0.0	0.0
C. Lykes	4	3	20-54	9-26	10-10	29.0	14.8	2.8	1.8	0.8	0.0
K. McGusty	1	1	5-15	2-9	0-0	31.0	12.0	3.0	1.0	1.0	1.0
R. Miller Jr.	3	0	2-6	0-0	1-2	6.7	1.7	1.0	0.0	0.0	0.0
S. Waardenburg	4	1	5-11	0-2	0-0	25.5	2.5	5.5	1.3	1.0	0.8
A. Walker	1	0	0-0	0-0	0-2	0.0+	0.0	0.0	0.0	0.0	0.0
I. Wong	1	1	3-9	1-4	1-1	31.0	8.0	6.0	3.0	1.0	0.0

OVERALL RECORD

The Hurricanes posted a 6-12 record in BIG EAST Tournament play from 1992 to 2003. They did not qualify for the field in 2004. Including those seasons, Miami owns a 21-27 all-time mark in conference tournaments.

BREAKDOWN

- As a . . .**
- ~ Higher seed: 10-2
 - ~ Lower seed: 5-13
 - ~ No. 13 seed: 0-0
 - ~ Double-digit seed: 5-4
- Against . . .**
- ~ No. 12 seeds: 1-0
 - ~ Pittsburgh: 0-0
 - ~ Double-digit seeds: 5-1
- In . . .**
- ~ North Carolina: 11-8
 - ~ Greensboro: 9-6
 - ~ Coach L's tenure: 9-8
 - ~ Opening games: 12-4
 - ~ 12 vs. 13 games: 0-0

TEAM ACC TOURNAMENT RECORDS

MIAMI		
POINTS		
88	vs. Virginia Tech	3/10/16
87	vs. North Carolina	3/17/13
83	vs. Wake Forest	3/11/10
FIELD GOALS MADE		
30	vs. Virginia Tech	3/10/16
30	vs. North Carolina	3/17/13
30	vs. Wake Forest	3/11/10
FIELD GOALS ATTEMPTED		
70	vs. North Carolina	3/8/15
64	vs. Florida State	3/9/12
64	vs. Virginia	3/10/11
64	vs. Virginia	3/10/05
FIELD GOAL PERCENTAGE		
56.6 (30-53)	vs. Virginia Tech	3/10/16
54.8 (23-42)	vs. Virginia	3/11/16
52.7 (29-55)	vs. Boston College	3/9/07
3-POINT FIELD GOALS MADE		
12	vs. North Carolina	3/17/13
11	vs. Clemson	3/11/20
10	vs. Virginia	3/11/16
10	vs. Boston College	3/9/07
3-POINT FIELD GOALS ATTEMPTED		
36	vs. Clemson	3/11/20
29	vs. Virginia Tech	3/13/19
29	vs. Virginia	3/10/11
3-POINT FIELD GOAL PERCENTAGE		
54.5 (12-22)	vs. North Carolina	3/17/13
53.3 (8-15)	vs. Duke	3/13/10
50.0 (4-8)	vs. Virginia Tech	3/10/16
FREE THROWS MADE		
26	vs. NC State	3/13/08
23	vs. NC State	3/16/13
22	vs. Maryland	3/8/07
FREE THROWS ATTEMPTED		
30	vs. NC State	3/13/08
30	vs. NC State	3/16/13
28	vs. Maryland	3/8/07
28	vs. Virginia	3/10/05
FREE THROW PERCENTAGE		
100 (6-6)	vs. Boston College	3/9/07
86.7 (26-30)	vs. NC State	3/13/08
84.2 (16-19)	vs. Virginia Tech	3/12/14
REBOUNDS		
47	vs. Virginia	3/10/05
46	vs. Virginia Tech	3/12/10
46	vs. Duke	3/10/06
ASSISTS		
18	vs. Virginia Tech	3/10/16
14	vs. Wake Forest	3/11/10
14	vs. Duke	3/10/06
STEALS		
12	vs. North Carolina	3/11/11
11	vs. Virginia Tech	3/10/16
11	at Georgia Tech	3/8/12
11	vs. NC State	3/13/08
BLOCKED SHOTS		
7	vs. Maryland	3/8/07
6	vs. North Carolina	3/8/18
6	vs. Virginia	3/10/11
6	vs. Clemson	3/9/06

OPPONENTS		
POINTS		
82	North Carolina	3/8/18
82	Virginia Tech	3/10/16
82	Florida State	3/9/12
FIELD GOALS MADE		
29	North Carolina	3/8/18
28	North Carolina	3/9/17
27	Virginia Tech	3/13/19
27	Wake Forest	3/12/19
27	North Carolina	3/17/13
FIELD GOALS ATTEMPTED		
71	North Carolina	3/8/18
68	Clemson	3/9/06
63	Virginia Tech	3/12/10
FIELD GOAL PERCENTAGE		
52.8 (28-53)	North Carolina	3/9/17
52.0 (26-50)	Virginia	3/11/16
50.0 (27-54)	Virginia Tech	3/13/19
50.0 (25-50)	NC State	3/16/13
50.0 (21-42)	Virginia Tech	3/12/09
3-POINT FIELD GOALS MADE		
13	North Carolina	3/17/13
12	Duke	3/10/06
11	Virginia Tech	3/13/09
11	Boston College	3/9/07
3-POINT FIELD GOALS ATTEMPTED		
32	Duke	3/10/06
29	North Carolina	3/17/13
27	Virginia Tech	3/13/19
3-POINT FIELD GOAL PERCENTAGE		
56.3 (9-16)	Florida State	3/9/12
47.6 (10-21)	North Carolina	3/11/11
46.7 (7-15)	Virginia Tech	3/13/19
FREE THROWS MADE		
28	Virginia Tech	3/10/16
25	Florida State	3/9/12
19	Notre Dame	3/12/15
19	Virginia Tech	3/12/09
FREE THROWS ATTEMPTED		
32	Florida State	3/9/12
31	Virginia Tech	3/10/16
28	Wake Forest	3/11/10
FREE THROW PERCENTAGE		
94.7 (18-19)	Clemson	3/11/20
92.3 (12-13)	Syracuse	3/8/17
90.9 (10-11)	North Carolina	3/17/13
REBOUNDS		
52	North Carolina	3/8/18
51	Virginia Tech	3/14/08
48	Clemson	3/9/06
ASSISTS		
21	North Carolina	3/9/17
19	North Carolina	3/8/18
17	four times	
STEALS		
13	Virginia Tech	3/12/10
11	Maryland	3/8/07
10	NC State	3/16/13
BLOCKED SHOTS		
8	North Carolina	3/8/18
8	Florida State	3/9/12
7	three times	

INDIV. ACC TOURNAMENT RECORDS

MIAMI		
POINTS		
32, Durand Scott	vs. NC State	3/16/13
28, Shane Larkin	vs. N. Carolina	3/17/13
23, Shane Larkin	vs. NC State	3/16/13
FIELD GOALS MADE		
12, Durand Scott	vs. NC State	3/16/13
10, Durand Scott	vs. Duke	3/13/10
9, Bruce Brown, Jr.	vs. N. Carolina	3/9/17
FIELD GOALS ATTEMPTED		
19, Guillermo Diaz	vs. Duke	3/10/06
18, Durand Scott	vs. NC State	3/16/13
17	three times	
FIELD GOAL PERCENTAGE (min. 6 FGM)		
100 (6-6), Reggie Johnson	vs. Wake	3/11/10
69.2 (9-13), Bruce Brown	vs. N. Carolina	3/9/17
66.7 (12-18), Durand Scott	vs. NC State	3/16/13
66.7 recorded three other times on fewer shots		
3-POINT FIELD GOALS MADE		
6, Trey McKinney Jones	vs. N. Carolina	3/17/13
5, Chris Lykes	vs. Clemson	3/11/20
5, Durand Scott	vs. NC State	3/16/13
5, Malcolm Grant	vs. Fla. State	3/9/12
3-POINT FIELD GOALS ATTEMPTED		
11, Chris Lykes	vs. Clemson	3/11/20
11, Adrian Thomas	vs. N. Carolina	3/11/11
11, Malcolm Grant	vs. Virginia	3/10/11
11, Jack McClinton	vs. Va. Tech	3/14/08
3-POINT FIELD GOAL PERCENT (min. 4 3PM)		
66.7 (6-9), Trey McKinney Jones	vs. N. Carolina	3/17/13
62.5 (5-8), Durand Scott	vs. NC State	3/16/13
62.5 (5-8), Malcolm Grant	vs. Fla. State	3/9/12
FREE THROWS MADE		
10, Anthony King	vs. Duke	3/10/06
10, Guillermo Diaz	vs. Virginia	3/10/05
9, Ja'Quan Newton	vs. Virginia	3/11/16
FREE THROWS ATTEMPTED		
12, Anthony King	vs. Duke	3/10/06
12, Guillermo Diaz	vs. Virginia	3/10/05
11, Ja'Quan Newton	vs. Virginia	3/11/16
FREE THROW PERCENTAGE (min. 6 FTM)		
100 (8-8), Shane Larkin	vs. N. Carolina	3/17/13
100 (8-8), James Dews	vs. NC State	3/13/08
100 (6-6)	five times	
REBOUNDS		
14, Anthony King	vs. Virginia	3/10/05
13, Julian Gamble	vs. Wake	3/11/10
12	four times	
ASSISTS		
9, Angel Rodriguez	vs. Va. Tech	3/10/16
7, Anthony Lawrence II	vs. Va. Tech	3/13/19
7, Shane Larkin	vs. N. Carolina	3/17/13
7, Malcolm Grant	vs. Virginia	3/10/11
7, Lance Hurdle	vs. Va. Tech	3/12/09
STEALS		
5, Jack McClinton	vs. NC State	3/13/08
4, Anthony Lawrence II	vs. N. Carolina	3/9/17
4, Sheldon McClellan	vs. Notre Dame	3/12/15
4, Malcolm Grant	vs. N. Carolina	3/11/11
BLOCKED SHOTS		
5, Jimmy Graham	vs. Maryland	3/8/07
4, Anthony King	vs. Clemson	3/9/06
3	five times	

OPPONENTS		
POINTS		
32, Tyrese Rice	Boston Coll.	3/9/07
32, JR Reynolds	Virginia	3/10/05
28, PJ Hairson	Nor. Carolina	3/17/13
FIELD GOALS MADE		
10, JR Reynolds	Virginia	3/10/05
9	five times	
FIELD GOALS ATTEMPTED		
18, TJ Warren	NC State	3/13/14
17, PJ Hariston	Nor. Carolina	3/1/13
17, JJ Redick	Duke	3/10/06
FIELD GOAL PERCENTAGE (min. 5 FGM)		
75.0 (9-12), Theo Pinson	Nor. Carolina	3/8/18
75.0 (6-8), TJ Warren	NC State	3/16/13
71.4 (10-14), JR Reynolds	Virginia	3/10/05
71.4 (5-7), Michael Snaer	Florida State	3/9/12
3-POINT FIELD GOALS MADE		
6, PJ Hairson	Nor. Carolina	3/17/13
6, Scott Wood	NC State	3/16/13
6, Tyrese Rice	Boston Coll.	3/9/07
3-POINT FIELD GOALS ATTEMPTED		
13, PJ Hariston	Nor. Carolina	3/17/13
11, JJ Redick	Duke	3/10/06
10	four times	
3-POINT FIELD GOAL PERCENT (min. 4 3PM)		
80.0 (4-5), Michael Snaer	Florida State	3/9/12
80.0 (4-5), Malcolm Delaney	Virginia Tech	3/14/08
71.4 (5-7), JR Reynolds	Virginia	3/10/05
FREE THROWS MADE		
14, Malcolm Delaney	Virginia Tech	3/12/09
11, JJ Hickson	NC State	3/13/08
9, Isaiah Hicks	Nor. Carolina	3/9/17
9, Andrew White III	Syracuse	3/8/17
FREE THROWS ATTEMPTED		
15, Malcolm Delaney	Virginia Tech	3/12/09
15, JJ Hickson	NC State	3/13/08
13, Tyrese Rice	Boston Coll.	3/9/07
FREE THROW PERCENTAGE (min. 6 FTM)		
100 (9-9), Isaiah Hicks	Nor. Carolina	3/9/17
100 (8-8), Al-Amir Dawes	Clemson	3/11/20
100 (8-8), Luke Loucks	Florida State	3/9/12
REBOUNDS		
14, JJ Hickson	NC State	3/13/08
14, Akin Akingbala	Clemson	3/9/08
13	three times	
ASSISTS		
10, Kendall Marshall	Nor. Carolina	3/11/11
8, Dexter Strickland	Nor. Carolina	3/17/13
8, Lorenzo Brown	NC State	3/16/13
8, Malcolm Delaney	Virginia Tech	3/12/09
STEALS		
4, Lorenzo Brown	NC State	3/16/13
4, Joe Harris	Virginia	3/10/11
4, Malcolm Delaney	Virginia Tech	3/12/10
BLOCKED SHOTS		
5, Daniel Miller	Georgia Tech	3/8/12
5, John Henson	Nor. Carolina	3/11/11
5, Shelden Williams	Duke	3/10/06

HAPPY AT HOME

The Hurricanes are 115-43 (.728) at the Watsco Center in Jim Larrañaga's nine seasons at the helm, including 65-23 (.739) over their last 88 outings. As a whole, Miami is 210-87 (.707) at the Watsco Center, which opened as the BankUnited Center Jan. 4, 2003. Prior to Coach L's arrival, the Hurricanes were 95-44 (.683) there.

Miami at the Watsco Center under Jim Larrañaga

Year	Overall	Non-Conf	ACC
2011-12	14-4	8-2	6-2
2012-13	14-1	6-0	8-1
2013-14	8-8	5-2	3-6
2014-15	12-6	7-2	5-4
2015-16	15-1	6-1	9-0
2016-17	14-2	7-0	7-2
2017-18	11-3	5-0	6-3
2018-19	11-5	6-1	5-4
2019-20	9-5	4-0	5-5
2020-21	7-8	4-1	3-7
Totals	115-43	58-9	57-34

CURRENT PRO CANES (25)

NBA (2)

Name	Letter Years	Team
Bruce Brown Jr.*	2016-18	Brooklyn Nets
Lonnice Walker IV*	2017-18	San Antonio Spurs

NFL (1)

Name	Letter Years	Team
Jimmy Graham	2005-09	Chicago Bears

NBA G League (3)

Name	Letter Years	Team
Dewan Hernandez*	2016-18	Raptors 905
Anthony Lawrence II*	2015-19	Fort Wayne Mad Ants
Sheldon Mac*	2014-16	Canton Charge

International (19)

Name	Letter Years	Team	Country
Rion Brown*	2010-14	KK Cedevita Olimpija	Slovenia
Ivan Cruz Uceda*	2014-16	CB Leche Río Breogán	Spain
Guillermo Diaz	2003-06	Santeros de Aguada	Puerto Rico
Julian Gamble*	2008-11; 12-13	Virtus Segafredo Bologna	Italy
Malcolm Grant*	2009-12	Shahrdari Qazvin	Iran
Gary Hamilton	2002-06	Ibaraki Robots	Japan
Ebuka Izundu*	2015-19	SIG Strasbourg	France
Tonye Jekiri*	2012-16	Saski Baskonia	Spain
DeQuan Jones*	2008-12	Nishinomiya Storks	Japan
Kenny Kadji*	2011-13	Bursaspor Basketbol	Turkey
Anthony King	2003-06; 07-08	Keravnos Strovolou B.C.	Cyprus
Shane Larkin*	2011-13	Anadolu Efes S.K.	Turkey
Trey McKinney Jones*	2011-13	Gunma Crane Thunders	Japan
Kamari Murphy*	2015-17	Fraport Skyliners	Germany
Davon Reed*	2015-18	Taoyuan Pilots	China
Angel Rodriguez*	2014-16	Vaqueros de Bayamón	Puerto Rico
Durand Scott*	2009-13	Maccabi Ashdod B.C	Israel
Keith Stone*	2019-20	BC Musel Pikes	Luxembourg
DJ Vasiljevic*	2016-20	Sydney Kings	Australia

* asterisk indicates the individual played for Jim Larrañaga at Miami

PRIME PROGRAM

Through Jim Larrañaga's first nine seasons at Miami (2011-20), the Hurricanes have the fifth-most victories (190) of any team in the ACC for that full stretch. In addition, Miami has the fourth-most road victories (51) and is tied for the fourth-most wins away from home (83) of any such program. In ACC play only, the Hurricanes own the fifth-most victories (87) and fifth-most road triumphs (33) during that nine-year span.

SHORT BENCH

Due largely to injury issues over the past three-plus seasons, the last time Miami used double-digit scholarship players in the same game was Dec. 23, 2017, against New Mexico State in the Diamond Head Classic semifinals in Honolulu. For the last 24 games of the 2018-19 season, as well as in several contests in both 2019-20 and 2020-21, Miami had just seven scholarship players available, even entering a game with only six on several occasions.

CARDIAC CANES

Before rallying to beat Purdue (12/8/20), Miami posted 14 points in the first half, its lowest total in a frame since joining the ACC (2004-05). The Hurricanes trailed by 20 with under 21 minutes left, by 18 at halftime, by 17 with fewer than 13 minutes to go, by 13 with below nine minutes remaining, by eight with under five minutes to play and by one in the final two minutes. The 20-point comeback is Miami's biggest in the ACC era, while the 18-point halftime deficit is the largest it has overcome since the program rebirth (1985-86). It is tied for the 10th-largest DI comeback this year, through 3/6/21, per KenPom.

DOMINANT DOWN LOW

Twice in 2020-21, Miami has finished a game at least +20 on the glass. The Hurricanes had a 49-29 edge (+20) against Stetson on 12/4/20 and a 49-26 advantage (+23) versus Jacksonville on 12/19/20. Over the first nine seasons of Jim Larrañaga's tenure, Miami had just two games with a margin of at least +20. The last one was 12/22/15 at La Salle, when it had a 51-24 mark (+27) and the lone prior one was 2/18/15 against Virginia Tech, when it tallied a 40-19 edge (+21).

DISHING OUT DIMES

Miami registered 18 assists in each of its first two games of the 2020-21 season, victories over North Florida (11/29/20) and Stetson (12/4/20). The Hurricanes reached 18 assists in a contest just once in 2019-20, doing so on 3/7/20 in an overtime matchup with Syracuse. This was the first time in Jim Larrañaga's tenure Miami logged 18-plus assists in consecutive games and the first time the program did so since the first three games of the 2009-10 season (19 on 11/14/09 against NC Central, 26 on 11/16/09 against Nova Southeastern and 19 on 11/19/09 against Tulane).

The Hurricanes then logged 20 assists at Virginia Tech (12/29/20), their 15th time reaching that mark—sixth in ACC play—under Jim Larrañaga, including the first time since 2/23/19 versus Georgia Tech and first on the road since 1/21/18 at NC State. It marked the first time Miami lost a game under Coach L when logging at least 20 assists.

BALLIN' ABROAD

Former Miami guard Shane Larkin set the EuroLeague scoring record (49) on 11/29/19 on just 19 shots in Anadolu Efes' 103-75 win over FC Bayern Munich. He also owns the EuroLeague Final Four-era title game scoring record (29), set 5/19/19 in Anadolu Efes' 91-83 loss to CSKA Moscow. In addition, he holds the EuroLeague record for most points in a Final Four (59), as he tallied 30 in a 92-73 semifinal win over Fenerbahçe Basketball two days before posting 29 in the championship, both in Spain. After a 2019-20 season in which he became the first player with two 40-point games in a campaign, Eurobasket.com tabbed Larkin as the EuroLeague MVP. The website then also listed him as the top player in the league entering 2020-21.

OUTSTANDING OUTING

Isaiah Wong posted 30 points, seven rebounds, six assists and no turnovers in the win over No. 16/18 Louisville (1/16/21). He is the fifth ACC player—alongside RJ Barrett, Ky Bowman, Dennis Smith and Anthony Barber—in the last 10 seasons with 30p/7r/6a and the only one to do so without a giveaway. The only other ACC player in the past decade with even 30p/5r/5a/0t is Marcus Paige. Wong is the fifth Hurricane to log 30 points in Jim Larrañaga's tenure and first since Bruce Brown Jr., on 1/28/17, as well as the first ACC player in 2020-21 to tally the 30 in regulation and/or in league play. He shot 12-of-20, becoming the first ACC player with 12 FGM in a game this season and matching the second-highest total ever by a Hurricane in ACC action.

TALLYING TAKEAWAYS

The Hurricanes registered 14 steals against North Carolina on 1/5/21, good for their most in over eight years, as they last reached that mark on 12/23/12 against No. 4/5 Arizona in Honolulu. In addition, it was the second-highest total Miami has ever recorded in ACC competition.

COACHING CONTINUITY

Miami's three assistant coaches are in their 38th combined season working for Jim Larrañaga. Associate head coach Chris Caputo is in his 19th year (10 at Miami, nine at George Mason), Bill Courtney is in his 11th (two at Miami, eight at George Mason, one at Bowling Green) and Adam Fisher is in his eighth (all at Miami). That is the second-highest total in the ACC, behind only the 43-year tally from North Carolina's three assistants.

COACHING COORDINATORS

Jim Larrañaga's assistant coaching staff is set up in a coordinator system. Associate head coach Chris Caputo, in his 10th year with the Hurricanes, is the defensive coordinator. Adam Fisher, in his eighth season at Miami (sixth as a coach) is the offensive coordinator. Bill Courtney, in his second year with the Hurricanes, handles the scout for every opponent.

PERFECTION

The Miami men's basketball team posted its first perfect Graduate Success Rate (GSR) in 2018 and then repeated the feat in both 2019 and 2020. The Hurricanes' 100 score was at least 12 points above the national average, regardless of sport, each year. In addition, University of Miami student-athletes as a whole tallied a 91 in 2020, the eighth time in nine years and fifth in a row the Hurricanes posted a figure of 90-plus.

WELCOME TO THE U

Miami inked guards Nisine Poplar and Jakai Robinson in the early signing period. Poplar (6'5, 180) hails from Philadelphia and is a four-star, top-120 recruit, per both 247Sports and Rivals. Robinson (6'4, 200) is a unanimous four-star, top-90 prospect out of Ossining, N.Y., who goes to high school in Maryland and checks in at No. 72 in the 247Sports Composite rankings.

10 COMMITMENTS OF MIAMI BASKETBALL

Prior to each practice, 10 poster boards are placed on the baseline, each featuring one commitment of Miami basketball. The 10 are as follows:

- ~ We will set our defense every time.
- ~ We will pressure the man with the ball.
- ~ We will pack the lane to prevent penetration.
- ~ We will contest all shots, hands high. Without fouling.
- ~ We will block out, rebound and run.
- ~ We will run for layups and open threes.
- ~ We will share the ball.
- ~ We will penetrate the defense.
- ~ We will create good shots both inside and outside.
- ~ We will attack the offensive boards.

FANTASTIC FEAT

Earl Timberlake had 10 points, five rebounds, five assists and five steals versus North Carolina (1/5/21), becoming the third Miami player in Jim Larrañaga's tenure to record a 4x5 game, including the first with steals. He also became the first Hurricane to log five steals since Chris Lykes did so on 12/17/19 against Temple and the first Miami freshman to do so since Shane Larkin on 1/10/12 at third-ranked North Carolina.

QUITE THE CONTRAST

Miami is holding opponents to just a 28.9 3-point percentage (61-of-211) in its eight wins this season, but its foes are shooting 41.3 percent (158-of-383) from deep in its 15 defeats.

FAMILIAR FACES

Associate head coach Chris Caputo is in his 19th year on Jim Larrañaga's coaching staff, dating back to 2002-03 at George Mason. Only three assistants in the ACC have worked for their current head coach longer: North Carolina's Steve Robinson (26), Florida State's Stan Jones (24) and Notre Dame's Rod Balanis (21). In addition, Caputo and Larrañaga are both New York natives and graduates of Archbishop Molloy High School, where they played for the legendary Jack Curran. The only other DI staffs with two coaches who attended the same high school are Southern Illinois, St. Mary's and Wake Forest. The Salukis, with brothers Bryan and Brendan Mullins, are the lone other team with the head coach in the duo.

RARE AIR

Jim Larrañaga is one of 15 active DI head coaches to earn conference coach of the year accolades in at least three leagues. Of those, he is one of seven with at least five total honors. The other 14 coaches are as follows, with an asterisk indicating the coach has five-plus total plaudits: Oregon's Dana Altman*, Tennessee's Rick Barnes*, Kentucky's John Calipari*, UCLA's Mick Cronin, Ole Miss' Kermit Davis, Coastal Carolina's Cliff Ellis*, Ohio State's Chris Holtmann, Mississippi State's Ben Howland, West Virginia's Bob Huggins*, Oklahoma's Lon Kruger, Santa Clara's Herb Sendek, High Point's Tubby Smith*, Kansas State's Bruce Weber and Florida's Mike White.

FINAL ACC STANDINGS

The Hurricanes finished No. 13 in the ACC this season, marking the first time in Jim Larrañaga's 10-year tenure they did not place in the top 11. The full final league standings are below.

1. Virginia (13-4, .765)
2. Florida State (11-4, .733)
3. Virginia Tech (9-4, .692)
4. Georgia Tech (11-6, .647)
- T-5. Clemson (10-6, .625)
- T-5. North Carolina (10-6, .625)
7. Louisville (8-5, .615)
8. Syracuse (9-7, .563)
9. NC State (9-8, .529)
10. Duke (9-9, .500)
11. Notre Dame (7-11, .389)
12. Pittsburgh (6-10, .375)
- 13. Miami (4-15, .211)**
14. Wake Forest (3-15, .167)
15. Boston College (2-11, .154)

FRESH FACES

Largely because of injuries, 52.8 percent of Miami's minutes this season have been played by freshmen or sophomores. Another 25.5 percent have been played by transfers in their first season competing for the Hurricanes. In total, 78.3 percent of Miami's minutes this year have gone to players in their first or second year with the program.

WALK ON IN

Six times since joining the ACC has a Miami walk-on played double-digit minutes. Willie Herenton has logged five of those totals this season:
~ 1/27/21 at No. 16 Florida State (17)
~ 1/30/21 at Wake Forest (11)
~ 2/20/21 vs. Georgia Tech (20)
~ 2/24/21 vs. No. 11/9 Florida State (11)
~ 3/5/21 vs. Boston College (14)
The senior guard also did so last year on 1/25/20 at North Carolina (10). Ryan Quiglar set the prior top mark of eight on 3/3/12 vs. Boston College. Before that, Brandon Okpalobi played 10-plus minutes 12 times in 2004-05, but he was on scholarship that season.

BIG NUMBERS

Miami was one of 12 DI teams to return over 75 percent of its scoring, rebounds, assists, steals and blocks from last year. The others are Drexel, East Carolina, George Mason, Navy, New Hampshire, Richmond, Rutgers, South Dakota State, Texas, UCLA and USC Upstate. The Hurricanes' totals include all of their injured players.

WONG'S WONDERFUL SOPHOMORE SEASON

ACC STATISTICAL RANKINGS

Isaiah Wong is near the top of the ACC leaderboard in numerous statistical categories, including placing top-six in eight areas, top-three in five and first in two. A complete list of his positions in the ACC standings is below.

FTM: 1st (85; No. 94 in NCAA)	FT%: 5th (80.2)
FTA: 1st (106)	MPG: 6th (35.1; No. 65 in NCAA)
PTS: 3rd (410; No. 67 in NCAA)	3PM: 8th (47)
MIN: 3rd (842; No. 69 in NCAA)	FG%: 12th (43.0)
FGM: 3rd (139; No. 85 in NCAA)	STL: 18th (27)
PPG: 4th (17.1)	

SOPHOMORE SENSATION

Isaiah Wong is on pace to become just the 10th ACC underclassman (FR or SO) in the last 20 years to average at least 17.0 points, 5.0 rebounds and 2.0 assists per game. He would be the eighth from that group to also average at least 1.0 steal per contest. Below is the full list of players to do so—an asterisk indicates the individual tallied at least 1.0 spg—along with each player's postseason league honor. All but one eventually went top-20 in the NBA Draft.

Year	(CL) Name	School	ACC Honor
2019-20	(FR) Cole Anthony*	North Carolina	Third Team
2018-19	(FR) RJ Barrett	Duke	First Team
2018-19	(FR) Zion Williamson*	Duke	First Team (POY)
2017-18	(SO) Ky Bowman*	Boston College	Hon. Mention
2017-18	(SO) Josh Okogie*	Georgia Tech	Third Team
2016-17	(SO) Luke Kennard	Duke	First Team
2015-16	(FR) Brandon Ingram*	Duke	Second Team
2014-15	(SO) Terry Rozier*	Louisville	Second Team
2002-03	(SO) Julius Hodge*	NC State	First Team

OFFENSIVE ONSLAUGHT

Should he keep up his pace, Isaiah Wong would be just the sixth ACC player in the last 20 years to average at least 17.0 points, 5.0 rebounds and 2.0 assists per game, while shooting at least 43 percent from the floor, 35 percent from deep and 80 percent at the line. Below is the full list of players to do so—just one is an underclassman—with their postseason league honor.

Year	(CL) Name	School	ACC Honor
2018-19	(R-SR) Marcquise Reed	Clemson	Third Team
2016-17	(SO) Luke Kennard	Duke	First Team
2008-09	(SR) AD Vassallo	Virginia Tech	Third Team
2003-04	(JR) Julius Hodge	NC State	First Team
2001-02	(SR) Darius Songaila	Wake Forest	Second Team

DOUBLING DOWN

Over the last 10 seasons, Isaiah Wong is one of just 10 ACC players to log two games in the same campaign with at least 19 points, seven rebounds and six assists. Below is the full list of the prior nine, with each one's league honor.

Year	Name	School	ACC Honor
2019-20	Elijah Hughes (2x)	Syracuse	First Team
2019-20	Tre Jones (2x)	Duke	First Team (POY)
2018-19	RJ Barrett (5x)	Duke	First Team
2018-19	Coby White (2x)	North Carolina	Second Team
2017-18	Ky Bowman (5x)	Boston College	Hon. Mention
2016-17	Dennis Smith Jr. (2x)	NC State	Second Team
2016-17	Michael Young (3x)	Pittsburgh	Third Team
2015-16	Anthony Barber (2x)	NC State	First Team
2013-14	Lamar Patterson (3x)	Pittsburgh	Second Team

ASTRONOMICAL ASCENSION

Just nine Power Five players have increased their scoring output by at least nine points per game from last season (min. 3 GP in 2019-20). Isaiah Wong ranks seventh on the list, including first among ACC/Big Ten/Big 12 players and fifth among those who did not transfer in the offseason.

Rank	Name	School	Averages	Increase
1.	Johnny Juzang	UCLA (via Kentucky)	2.9 to 14.2	+11.3
2.	Allen Flanigan	Auburn	3.2 to 14.3	+11.1
3.	Iverson Molinar	Mississippi State	5.9 to 16.4	+10.5
T-4.	Colin Castleton	Florida (via Michigan)	3.1 to 12.8	+9.7
T-4.	Tre Mann	Florida	5.3 to 15.0	+9.7
6.	Emanuel Miller	Texas A&M	6.4 to 15.9	+9.5
7.	Isaiah Wong	Miami	7.7 to 17.1	+9.4
8.	EJ Liddell	Ohio State	6.7 to 16.0	+9.3
9.	Matthew Hurt	Duke	9.7 to 18.7	+9.0

TALENTED TRIO

Isaiah Wong (+9.4 in 2020-21) has the second-highest scoring increase of any player in the ACC over the past three seasons and is one of only three individuals from the ACC with an improvement of at least nine points during that span. He joins Louisville's Jordan Nwora (+11.3 in 2018-19) and Duke's Matthew Hurt (+9.0 in 2020-21) on that list.

QUALITY QUARTET

On 1/16/21, Isaiah Wong totaled 30 points, seven rebounds, six assists and zero turnovers in a win over No. 16/18 Louisville. Just four players in the country this season have reached even 30 points, five rebounds and five assists with no turnovers against a Division I foe. The full list is below.

School	(CL) Name	Opponent	Line
St. Mary's	(R-SR) Tommy Kuhse	Eastern Washington	34p, 7r, 6a, 0to
UAB	(JR) Tavin Lovan	Rice	32p, 11r, 5a, 0to
Ohio	(JR) Jason Preston	at Illinois	31p, 6r, 8a, 0to
Miami	(SO) Isaiah Wong	Louisville	30p, 7r, 6a, 0to

STUFFING THE STAT SHEET

Just four Power Five players are on pace to average at least 17.0 points, 5.0 rebounds, 2.0 assists and 1.0 steal per game this season. Only two of them, including Isaiah Wong, are underclassmen (FR or SO). The full list is below.

School	(CL) Name	Averages
Oklahoma State	(FR) Cade Cunningham	19.7p, 6.3r, 3.5a, 1.4s
Illinois	(JR) Ayo Dosunmu	20.9p, 6.2r, 5.2a, 1.1s
Miami	(SO) Isaiah Wong	17.1p, 5.0r, 2.3a, 1.1s
Georgia Tech	(SR) Moses Wright	18.0p, 8.1r, 2.3a, 1.5s

HURRICANE HISTORY

Isaiah Wong is set to be the third Hurricane—would-be fifth occurrence—since the program 1985-86 rebirth to average at least 15.0 points, 5.0 rebounds and 2.0 assists per game, including just the second in the last 30 years. The complete list is below, with an asterisk meaning the player also averaged 17.0 points per game and a carrot indicating he averaged 1.0 steal per outing (none did both).

Season	(CL) Name	Averages
2013-14	(SR) Rion Brown^	15.5p, 5.8r, 2.3a
1988-89	(SR) Eric Brown*	24.7p, 8.0r, 2.1a
1986-87	(SO) Eric Brown^	15.9p, 5.9r, 2.3a
1985-86	(FR) Eric Brown	16.4p, 7.4r, 2.2a

NOTE: All information on this page is accurate through 3/6/21. Much of the data is via Sports-Reference.com's Play Index search tools.

QUICK FACTS

UNIVERSITY INFORMATION

Location	Coral Gables, Fla.
Enrollment	17,809
Founded	1925
Nickname	Hurricanes
Colors	Orange (PMS 1665), Green (PMS 3435) and White
President	Dr. Julio Frenk
Director of Athletics	Blake James
Faculty Athletics Representative	Dr. Marvin Dawkins
Conference	Atlantic Coast Conference (joined in 2004)
Arena / Capacity	Watsco Center / 7,972
Ticket Office Phone	1-800-GO-CANES
Press Row Phone	305-284-2111
Website	MiamiHurricanes.com
Mailing Address	5821 San Amaro Drive, Coral Gables, FL 33146

COACHING STAFF

Head Coach	Jim Larrañaga (Providence, 1971)
Record at Miami	198-128, 91-90 ACC (10th season)
Career Record	668-463 (37th season)
Associate Head Coach	Chris Caputo (Westfield State [Mass.] '02, 10th season)
Assistant Coach	Bill Courtney (Bucknell '92, second season)
Assistant Coach	Adam Fisher (Penn State '06, eighth season, sixth as AC)
Director of Basketball Operations	Lamont Franklin (UNC Wilmington '97, fourth season)
Associate Director of Basketball Operations	Jeff Dyer (Delaware '14, fourth season)
Athletic Trainer	Cory Kaplan (Florida '14, second season)
Strength & Conditioning Coach	Phil Baier (Springfield [Mass.] '13, second season)

PROGRAM INFORMATION

First Year of Basketball	1926-27 (no team from 1971-72 to 1984-85)
All-Time Record	1,070-799 (.572)
All-Time ACC Record	134-159 (.457)
NCAA Tournament Appearances	10 (1960, '98, '99, 2000, '02, '08, '13, '16, '17, '18 ... 8-10 record)
Last NCAA Tournament Opponent	Loyola Chicago, 2018 (L, 64-62, First Round)
NIT Appearances	12 (1961, '63, '64, '95, '97, 2001, '05, '06, '09, '11, '12, '15 ... 11-12 record)
Last NIT Opponent	Stanford, 2015 (L, 66-64 [OT], Final)

2019-20 Overall Record	15-16
Home / Away / Neutral	9-5 / 4-8 / 2-3
ACC Record / Finish	7-13 / T-10th
Letter Winners Returning / Lost	10 / 2
Starters Returning / Lost	4 / 1
Newcomers	3 (plus an eligible transfer)

RETURNING STARTERS	CL	POS	PPG	RPG	APG
Chris Lykes	Sr.	G	16.2	2.7	3.2
Kameron McGusty	RSr.	G	12.5	4.0	1.6
Rodney Miller Jr.	RSr.	C	7.2	5.5	0.5
Sam Waardenburg	RSr.	F	5.9	6.0	1.0

LOSSES	POS	PPG	RPG	APG
Dejan "DJ" Vasiljevic (graduation)	G	13.2	4.2	1.0
Keith Stone (graduation)	F	4.9	4.6	0.9

RETURNING NUMBERS	AVG/NUM	PCT
Points	34.3	.478
Rebounds (excludes team rebounds)	11.8	.387
Assists	5.7	.443
Blocks	0.7	.220
Steals	2.6	.387
Starts	69 of 160	.431

NEWCOMERS	POS	HT	WT	CL
Nysier Brooks (redshirted last year)	C	6-11	240	Sr.
Elijah Olaniyi	G	6-5	205	Sr.
Earl Timberlake	G	6-6	215	Fr.

TERRIFIC TENURE

In his first nine seasons, Jim Larrañaga has led Miami to 20 more wins (190) than it had in any prior nine-year stretch (170 from 1958-59 to 1966-67). The six 20-win campaigns in Coach L's tenure are over half of the program's previous total (11) and match the full prior total since the rebirth (1985-86). Miami's four NCAA Tournament trips under Coach L are two shy of its previous total, including just one short of its combined total after the rebirth. The Hurricanes' six postseason trips in their first seven campaigns under Coach L match the program record for any seven-year span.

2011-12:	20-13 (9-7 ACC; T4th); NIT Second Round
2012-13:	29-7 (15-3 ACC; 1st), NCAA Tournament Sweet 16
2013-14:	17-16 (7-11 ACC; 10th), no postseason
2014-15:	25-13 (10-8 ACC; T6th), NIT Final
2015-16:	27-8 (13-5 ACC; T2nd), NCAA Tournament Sweet 16
2016-17:	21-12 (10-8; T7th), NCAA Tournament First Round
2017-18:	22-10 (11-7; T3rd), NCAA Tournament First Round
2018-19:	14-18 (5-13 ACC; T11th), no postseason
2019-20:	15-16 (7-13 ACC; T10th), postseason play canceled due to COVID-19

WINNINGEST COACHES OF ALL-TIME

Minimum 10 head coaching seasons in Division I

All coaches with 600+ career victories are listed; Coaches in bold are still active
List includes games played through 3/6/21

Rank	Name	Schools	Wins
1.	Mike Krzyzewski	Army West Point, Duke	1,168
2.	Jim Boeheim	Syracuse	979
3.	Jim Calhoun	Northeastern, UConn, St. Joseph (CT)	916
4.	Bob Knight	Army West Point, Indiana, Texas Tech	902
5.	Roy Williams	Kansas, North Carolina	901
6.	Bob Huggins	Walsh (OH), Akron, Cincinnati, Kansas St., West Virginia	899
7.	Dean Smith	North Carolina	879
8.	Adolph Rupp	Kentucky (2x)	876
9.	Jim Phelan	Mount St. Mary's	830
10.	Rollie Massimino	Stony Brook, Villanova, UNLV, Cleveland St., Keiser (FL)	816
11.	Eddie Sutton	Creighton, Arkansas, Kentucky, Oklahoma St., San Francisco	806
12.	Rick Byrd	Maryville (TN), Lincoln Memorial, Belmont	805
13.	Cliff Ellis	South Alabama, Clemson, Auburn, Coastal Carolina	796
14.	Lefty Driesell	Davidson, Maryland, James Madison, Georgia State	786
15.	Lute Olson	Long Beach State, Iowa, Arizona	781
16.	Lou Henson	Hardin-Simmons (TX), New Mexico St. (2x), Illinois	779
17.	Bo Ryan	Wisconsin-Platteville, Milwaukee, Wisconsin	762
18.	Ed Diddle	Western Kentucky	759
19.	Henry Iba	Northwest Missouri State, Colorado, Oklahoma State	755
20.	John Beilein	six schools	753
21.	Phog Allen	Baker (KS) (2x), Kansas (3x), Haskell (KS), Central Missouri	746
22.	John Calipari	UMass, Memphis, Kentucky	742
23.	John Chaney	Cheyney (PA), Temple	741
24.	Norm Stewart	Northern Iowa, Missouri	729
	Jerry Tarkanian	Long Beach State, UNLV, Fresno State	729
26.	Bill Self	Oral Roberts, Tulsa, Illinois, Kansas	727
27.	Rick Barnes	George Mason, Providence, Clemson, Texas, Tennessee	725
	Ray Meyer	DePaul	724
29.	Jerry Sloum	Nyack (NY), Geneva (PA), Gannon (PA), Youngstown St.	723
30.	Don Haskins	UTEP	719
31.	Larry Hunter	Wittenberg, Ohio, Western Carolina	702
32.	Dana Altman	Marshall, Kansas State, Creighton, Oregon	687
33.	Mike Montgomery	Montana, Stanford, California	677
34.	Denny Crum	Louisville	675
35.	Lon Kruger	six schools (currently at Oklahoma)	672
36.	Jim Larrañaga	American Int'l (MA), Bowling Green, George Mason, Miami	668
	Gary Williams	American, Boston College, Ohio State, Maryland	668
38.	John Wooden	Indiana State, UCLA	664
39.	Kelvin Sampson	Montana Tech, Washington St. Oklahoma, Indiana, Houston	659
40.	Ralph Miller	Wichita State, Iowa, Oregon State	657
41.	Rick Pitino	six schools (currently at Iona)	655
42.	Tom Penders	seven schools	649
43.	Gene Bartow	six schools	647
44.	Tom Izzo	Michigan State	642
45.	Greg Kampe	Oakland	641
	Billy Tubbs	Southwestern (TX), Lamar (2x), Oklahoma, TCU	641
47.	Homer Drew	Bethel (IN), Indiana-South Bend, Valparaiso	640
48.	Marv Harshman	Pacific Lutheran (WA), Washington St., Washington	637
49.	Hugh Durham	Florida State, Georgia, Jacksonville	633
50.	Tubby Smith	seven schools (currently at High Point)	631
51.	Norm Sloan	Presbyterian, The Citadel, Florida (2x), NC State	624
52.	Mark Few	Gonzaga	623
53.	Steve Alford	six schools (currently at Nevada)	621
54.	Stew Morrill	Montana, Colorado State, Utah State	620
55.	Ben Braun	Siena Heights (MI), Eastern Michigan, California, Rice	615
56.	Jay Wright	Hofstra, Villanova	610
57.	Bob McKillop	Davidson	607
58.	Bruce Pearl	Southern Indiana, Milwaukee, Tennessee, Auburn	600

ATHLETICS COMMUNICATIONS

Associate Director of Communications (MBB Primary)

Phone C: 609-802-3674 / O: 305-284-3249
 Email alexschwartz@miami.edu
 Twitter @AlexJSchwartz

Communications Assistant (MBB Co-Secondary)

Phone / Email C: 786-423-1320 / ashleigh.young@miami.edu
 Ashleigh Young

Communications Assistant (MBB Co-Secondary)

Phone / Email C: 305-389-6612 / ksi9@miami.edu
 Kevin Ivany

Twitter @CanesHoops | @MiamiHurricanes

Instagram @CanesHoops | @MiamiHurricanes

Facebook /CanesHoops | /MiamiHurricanes

Coach Larrañaga & Blake James Twitter @CanesCoachL | @CanesAllAccess



HEAD COACH JIM LARRAÑAGA

10TH SEASON AT MIAMI | 37TH SEASON OVERALL

Alma Mater: Providence, 1971 | Hometown: Bronx, N.Y.

LARRAÑAGA'S CAREER

1971-76 Davidson Assistant Coach
 1976-77 Geronemo BC Player/Coach
 1977-79 American Int'l Head Coach
 1979-86 Virginia Assistant Coach
 1986-97 Bowling Green Head Coach
 1997-2011 George Mason Head Coach
 2011-pres. Miami Head Coach

EDUCATION

Archbishop Molloy High School, 1967
 Providence College, 1971 (B.A. Economics)

NCAA APPEARANCES

1999 - George Mason - First Round
 2001 - George Mason - First Round
 2006 - George Mason - Final Four
 2008 - George Mason - First Round
 2011 - George Mason - Second Round
 2013 - Miami - Sweet 16
 2016 - Miami - Sweet 16
 2017 - Miami - First Round
 2018 - Miami - First Round

NIT APPEARANCES

1990 - Bowling Green - First Round
 1991 - Bowling Green - First Round
 1997 - Bowling Green - First Round
 2002 - George Mason - Opening Round
 2004 - George Mason - Round of 16
 2009 - George Mason - First Round
 2012 - Miami - Round of 16
 2015 - Miami - Final

CIT APPEARANCES

2010 - George Mason - First Round

PLAYING CAREER

Archbishop Molloy High School, 1963-67
 Providence College, 1968-71
 1971 NBA Draft sixth-round pick (Detroit)
 Geronemo BC (Belgium), 1976-77

NATIONAL COACHING HONORS

Associated Press - 2013
 Naismith - 2013
 Rupp - 2013
 USBWA Henry Iba - 2013
 Clair Bee - 2006

REGION COACHING HONORS

USBWA District IV - 2016, 2013 (2x)
 NABC All-District II - 2013

CONFERENCE COACHING HONORS

ACC - 2016, 2013 (2x)
 CAA - 2011, 1999 (2x)
 MAC - 1997

TEAM SUCCESS

18 postseason appearances (six at Miami)
 Nine NCAA Tournament beths (four at Miami)
 Eight NIT appearances (two at Miami)
 12 20-win campaigns (six at Miami)
 21 10-win conference seasons (six at Miami)

In his nine seasons at the University of Miami, head coach Jim Larrañaga has led the Hurricanes to four NCAA Tournament appearances, including two trips to the Sweet 16, and won the 2013 ACC regular-season and tournament titles. He has been named the Associated Press, Naismith, USBWA and Henry Iba National Coach of the Year, twice was both the ACC and USBWA District Coach of the Year and was the 2013 NABC District Coach of the Year.

Larrañaga has posted three 25-win seasons at UM – the only Miami coach to do so – and five in his career. He also has recorded six 20-win campaigns at Miami and 12 in his career. In conference action, the Canes have won nine or more league games in six of eight seasons, while prior to Larrañaga's arrival, Miami had never won more than eight ACC games in a season. Larrañaga has helped the Canes to 18 postseason victories, including four in the NCAA Tournament (three appearances), nine in the ACC Tournament (eight) and five in the NIT (two).

During Coach L's nine seasons, the Hurricanes have the fifth-most total victories (190) of any team in the ACC for that full stretch. In addition, Miami has the fourth-most road victories and is tied for the fourth-most wins away from home of any such program. In ACC play only, the Hurricanes own the fifth-most victories (87) and fifth-most road triumphs (33) during that nine-year span.

Miami has seen unprecedented fan interest in the program under Larrañaga. For the third straight season in 2017-18, Miami sold out its season-ticket allotment at the Watsco Center. The 2015-16 season marked the first time in Miami Hurricanes' history that any team sold out of season tickets.

Miami played in its fourth NCAA Tournament in the past six years in 2017-18, claiming a No. 6 seed in the South Region. The Hurricanes tied for third in the ACC and finished the season with a 22-10 mark, including an 11-7 record in conference play. The Canes were nationally ranked for 15 weeks, reaching as high as No. 6 in the polls.

Freshman Lonnie Walker IV was named Honorable Mention All-ACC, becoming the first freshman all-conference honoree in program history. He also was named to the ACC All-Freshman Team. Miami earned road wins over then-No. 12 Minnesota and then-No. 9 North Carolina, the fourth straight year and the sixth time in Larrañaga's seven seasons that the Canes defeated two or more top-15 teams.

The 2015-16 Hurricanes played their way into the NCAA Tournament's Sweet 16 for the second time in four seasons, and just the third time in school history.

In 2012-13, Larrañaga helped Miami to a No. 2 national ranking by both the AP and USA TODAY and a No. 2 seed in the NCAA tournament. At the time, he was the 10th coach in the last 10 years to lead two top-10 programs, as Miami was No. 2 on Feb. 18, 2013, and George Mason was No. 8 in the final Top 25 poll in 2006.

Individually, Shane Larkin earned the ACC Player of the Year and Lute Olson National Player of the Year awards, as well as All-American status and finalist nods for the Bob Cousy, John Wooden and James Naismith player of the year honors before declaring early for the 2013 NBA Draft. Larkin was also the ACC Tournament MVP, on the ACC All-Defensive Team and a Defensive All-American. Durand Scott was the ACC Defensive Player of the Year.

Larrañaga came to Miami after serving as the head coach at George Mason for 14 seasons. He guided the program to five NCAA Tournament appearances (1999, 2001, 2006, 2008, 2011), including an unprecedented run to the 2006 Final Four that captured the nation's attention, as the Patriots defeated Michigan State, North Carolina, Wichita State and UConn along the way. Following

LARRAÑAGA'S CAREER RECORDS

School	Years	Overall	Conf.
American International	1977-79 (2)	27-26	n/a
Bowling Green	1986-97 (11)	170-144	101-85
George Mason	1997-2011 (14)	273-164	165-79
Miami	2011-pres. (10)	198-129	91-90
Overall	37	668-463	357-254

WINNINGEST ACTIVE COACHES AT DIVISION I SCHOOLS (600+ VICTORIES)

Rank	Name	School	Wins
1.	Mike Krzyzewski	Duke	1,168
2.	Jim Boeheim	Syracuse	979
3.	Roy Williams	North Carolina	901
4.	Bob Huggins	West Virginia	899
5.	Cliff Ellis	Coastal Carolina	796
6.	John Calipari	Kentucky	742
7.	Bill Self	Kansas	727
8.	Rick Barnes	Tennessee	725
9.	Dana Altman	Oregon	687
10.	Lon Kruger	Oklahoma	672
11.	Jim Larrañaga	Miami	668
12.	Kelvin Sampson	Houston	659
13.	Rick Pitino	Iona	655
14.	Tom Izzo	Michigan State	642
15.	Greg Kampe	Oakland	641
16.	Tubby Smith	High Point	631
17.	Mark Few	Gonzaga	623
18.	Steve Alford	Nevada	621
19.	Jay Wright	Villanova	610
20.	Bob McKillop	Davidson	607
21.	Brue Pearl	Auburn	600

List includes games played through 3/6/21



that run, Larrañaga was selected the 2006 Clair Bee National Coach of the Year.

Larrañaga built the George Mason program into a perennial contender in the highly-regarded Colonial Athletic Association, winning more games than any other coach in program and conference history (273) en route to three conference titles (1999, 2001, 2008).

In 2006, Larrañaga became the first coach at a mid-major school to take his team to the Final Four in 27 years and earned the CAA's first NCAA tournament at-large berth in 20 years. Along the way, he led Mason to a school record in wins, its first-ever national ranking, its first-ever appearance in the Top 10 and its first wins over Top 10 teams.

Larrañaga served as the head coach at Bowling Green for 11 seasons (1986-1997) and at Division II American International for two seasons (1977-79).

At Bowling Green, he made an immediate impact in his first season. In 1986-87, the Falcons were the nation's most improved team under a first-year head coach that took over a program with a losing record, posting a 15-14 record for an eight-game improvement over the previous season. Larrañaga went on to record a 170-144 mark in 11 years at Bowling Green, earning 1997 Mid-American Conference Coach of the Year honors after leading Bowling Green to a 22-10 record, a conference regular season co-championship and a berth in the NIT. The 22 victories were the most by a Bowling Green team in 47 years and the 13 conference wins were the second-highest total in BGSU history.

Larrañaga's 170 victories at Bowling Green ranked second all-time on the Falcons' coaching list and he was only the second coach to record consecutive postseason appearances. Larrañaga led his squad to NIT berths in 1990 (18-11) and again in 1991 (17-13), the first time the Falcons enjoyed back-to-back postseason appearances since the early '60s. Bowling Green won better than 60 percent of its games in Larrañaga's last four years, recording a 70-44 mark during that stretch. The Falcons finished fourth or better in the MAC in five of Larrañaga's 11 seasons and he is among the winningest coaches in MAC history.

Larrañaga received his first head coaching position in 1977 when he was named to the post at American International, a Division II program in Springfield, Mass. Taking over a team that had suffered through five consecutive losing seasons prior to his arrival, Larrañaga turned AIC into a winning program in his first year and compiled a 28-25 mark in two seasons.

Larrañaga's first coaching opportunity came at Davidson College from 1971-76, serving as an assistant coach to Terry Holland. Davidson captured three Southern Conference regular-season championships and an NIT berth in his five years there, and he compiled a 47-12 record doubling as the freshman team coach. In 1976, he left Davidson and spent one season as player-coach for the Geronemo Basketball Club in Belgium.

After his two-year stint at American International, Larrañaga was reunited with Holland at the University of Virginia in April 1979. An assistant coach under Holland at UVA for seven seasons from 1979-86, he helped the Cavaliers reach the NCAA Final Four on two occasions (1981 and 1984), finish in the top five of the AP and UPI polls and average more than 24 victories per season. The Cavaliers were 169-62, won three regular-season Atlantic Coast Conference championships and

made four NCAA Tournament appearances in that span. Virginia also made a pair of NIT appearances, winning the NIT Championship in 1980. Larrañaga was on the staff during the careers of three-time National Player of the Year Ralph Sampson and NBA first-round draft choice Olden Polynice.

A 1971 graduate of Providence College with a degree in economics, Larrañaga was a four-year letterman for the Friars. As the team captain in his senior season, he led Providence to a 20-8 record and an NIT appearance. He graduated as the school's fifth all-time leading scorer with 1,258 points and was selected in the sixth round of the draft by the Detroit Pistons of the National Basketball Association. He was the team's top scorer as a sophomore and junior and was named New England's Division I Sophomore of the Year in 1969. He was inducted into the Providence College Hall of Fame in 1991.

Larrañaga and his wife, Liz, have two sons and four grandchildren. Their son, Jay, played for his father at Bowling Green, was the head coach of the NBDL's Erie Bayhawks and is now an assistant coach with the Boston Celtics. Jon was a member of his father's George Mason teams from 1999-2003, earning first team Academic All-America honors for NCAA Division I-AAA schools.

LARRAÑAGA YEAR-BY-YEAR

Year	School	Overall W-L	Conf.		Post-Season
			W-L	Finish	
1977-78	American Int'l	14-13			
1978-79	American Int'l	13-13			
1986-87	Bowling Green	15-14	10-6	3	
1987-88	Bowling Green	12-16	7-9	t-5	
1988-89	Bowling Green	13-15	6-10	t-6	
1989-90	Bowling Green	18-11	9-7	t-3	NIT 0-1
1990-91	Bowling Green	17-13	9-7	t-4	NIT 0-1
1991-92	Bowling Green	14-15	8-8	5	
1992-93	Bowling Green	11-16	8-10	t-6	
1993-94	Bowling Green	18-10	12-6	t-2	
1994-95	Bowling Green	16-11	10-8	t-5	
1995-96	Bowling Green	14-13	9-9	t-6	
1996-97	Bowling Green	22-10	13-5	t-1	NIT 0-1
1997-98	George Mason	9-18	6-10	6	
1998-99	George Mason	19-11	13-3	1	NCAA 0-1
1999-2000	George Mason	19-11	12-4	t-1	
2000-01	George Mason	18-12	11-5	3	NCAA 0-1
2001-02	George Mason	19-10	13-5	2	NIT 0-1
2002-03	George Mason	16-12	11-7	4	
2003-04	George Mason	23-10	12-6	3	NIT 2-1
2004-05	George Mason	16-13	10-8	6	
2005-06	George Mason	27-8	15-3	t-1	NCAA 4-1
2006-07	George Mason	18-15	9-9	5	
2007-08	George Mason	23-11	12-6	2	NCAA 0-1
2008-09	George Mason	22-11	13-5	2	NIT 0-1
2009-10	George Mason	17-15	12-6	4	CIT 0-1
2010-11	George Mason	27-7	16-2	1	NCAA 1-1
2011-12	Miami	20-13	9-7	t-4	NIT 1-1
2012-13	Miami	29-7	15-3	1	NCAA 2-1
2013-14	Miami	17-16	7-11	10	
2014-15	Miami	25-13	10-8	t-6	NIT 4-1
2015-16	Miami	27-8	13-5	t-2	NCAA 2-1
2016-17	Miami	21-12	10-8	t-7	NCAA 0-1
2017-18	Miami	22-10	11-7	t-3	NCAA 0-1
2018-19	Miami	14-18	5-13	t-11	
2019-20	Miami	15-16	7-13	t-10	n/a (COVID)
2020-21	Miami	8-16	4-15		
Overall		668-463	357-254		16-18

STUDENT-ATHLETE HONORS

AT MIAMI

- One All-American
- One USBWA District IV selection
- One Basketball Times All-District honoree
- One ACC Player of the Year
- One ACC Defensive Player of the Year
- One ACC Skip Prosser Award winner
- One ACC Tournament MVP
- Two ACC All-Rookie Team selections
- Three NABC Honors Court designees
- Four Preseason All-ACC Team choices
- Five ACC All-Defensive Team honorees
- Five ACC Rookies of the Week
- Six ACC All-Tournament picks
- Seven ACC Players of the Week
- Eight NBA players (five drafted)
- 15 All-ACC Team selections

PRIOR TO MIAMI

- Two All-Americans
- Two MAC Freshman of the Year honorees
- Three Dean Ehlers Award winners
- Four MAC All-Freshman Team picks
- Eight CAA All-Rookie Team choices
- Nine CAA All-Defensive Team picks
- 12 All-MAC Team selections
- 28 All-CAA Team designees

NBA PLAYERS/DRAFTEES COACHED

Name	School
Lance Blanks	Virginia
Frank Booker	Bowling Green
Bruce Brown Jr.	Miami
Rick Carlisle	Virginia
Antonio Daniels	Bowling Green
Dewan Hernandez	Miami
DeQuan Jones	Miami
Jeff Jones	Virginia
Andrew Kennedy	Virginia
Jeff Lamp	Virginia
Shane Larkin	Miami
Lewis Latimore	Virginia
Sheldon Mac	Miami
Trey McKinney Jones	Miami
Jason Miskiri	George Mason
Olden Polynice	Virginia
Lee Raker	Virginia
Davon Reed	Miami
Ralph Sampson	Virginia
Tom Sheehy	Virginia
Clinton Venable	Bowling Green
Lonnie Walker IV	Miami
Othell Wilson	Virginia



#5



HARLOND BEVERLY

SOPHOMORE | GUARD | 6-5 | 185

Detroit, Mich. | Montverde Academy (Fla.)

- 20-Point Games: One (none in 2020-21)
- 10-Point Games: 13 (four in 2020-21)
- Five-Assist Games: Eight (four in 2020-21)
- Double-Doubles: One (one in 2020-21)
- Size, skill and versatility give Miami the flexibility to play him at multiple positions on both offense and defense
- Brings experience and a genuine, youthful enthusiasm to the team; fun for everyone to be around and play basketball with
- Logged 20 points on 7-of-12 shooting in 40 minutes of action against NC State (2/5/20), becoming the first Miami freshman to tally 20 points in a game since 1/27/18 when Lonnie Walker IV had 23 versus Florida State
- Became the fifth Miami true freshmen--then-11th total showing--with a 20-point game in the program's ACC era (2004-05 to present), joining Lonnie Walker IV (three), Bruce Brown, Jr., (three), Durand Scott (three) and Dwayne Collins (one)
- In the 2020-21 season opener against North Florida (11/29/20), logged the first double-double of his career, totaling 11 points to go along with a career- and game-high 11 rebounds
- Started against Purdue (12/8/20) in place of the injured Chris Lykes and stuffed the stat sheet with nine points, nine rebounds, a career-high-tying six assists, a career-best four steals and a career-high-tying two blocks in Miami's comeback victory
- Grabbed eight-plus rebounds in four of the first seven games of 2020-21, including each of the first three, after posting a high of seven in 2019-20
- Connected on multiple 3-pointers in consecutive ACC games, at No. 24/RV Virginia Tech (12/29/20) and against Clemson (1/2/21), after making one or zero in each of the first 21 league games of his career
- Dished out a career-high nine assists at Wake Forest (1/30/21), good for the top mark by a Hurricane since Chris Lykes logged the same amount on 3/8/19 at Virginia Tech
- After appearing in the first 50 games of his college career, announced on 2/20/21 as out indefinitely due to a lingering back injury and then, on 2/27/21, ruled out for the remainder of the season

2020-21			
Opposition	P	R	A
North Florida	11	11	2
Stetson	5	8	6
Purdue	9	9	6
FGCU	9	5	4
Pittsburgh	9	4	3
Jacksonville	5	4	3
at Virginia Tech	14	9	6
Clemson	10	3	3
North Carolina	9	2	2
at NC State	6	4	3
at Boston College	10	5	2
Louisville	5	4	2
at Syracuse	3	3	3
Notre Dame	0	1	2
at Florida State	5	3	0
at Wake Forest	4	3	9
Duke	8	4	2
Virginia Tech	4	1	1
at North Carolina	NOT PLAYED		
at Notre Dame	2	3	3
Georgia Tech	-	-	-
Florida State	-	-	-
at Clemson	-	-	-
at Virginia	-	-	-
Boston College	-	-	-
vs. Pittsburgh	-	-	-

2019-20			
Opposition	P	R	A
Louisville	9	1	2
Florida Atlantic	14	3	4
at UCF	15	1	4
Quinnipiac	10	3	3
vs. Missouri State	6	1	1
vs. Florida	2	2	1
vs. UConn	7	3	3
at Illinois	2	0	0
Alabama A&M	12	4	3
vs. Temple	6	0	1
Coppin State	3	4	6
at Clemson	3	3	1
Duke	6	1	1
at Louisville	2	0	0
Pittsburgh	6	1	5
at NC State	6	0	0
Florida State	8	3	3
at Duke	0	2	3
at North Carolina	9	3	2
Virginia Tech	13	4	6
Pittsburgh	11	5	2
NC State	20	3	3
at Florida State	14	2	1
Boston College	9	7	6
Wake Forest	2	2	3
at Virginia Tech	0	1	2
at Notre Dame	12	6	3
at Georgia Tech	6	1	0
Virginia	6	2	1
Syracuse	6	2	1
vs. Clemson	0	1	0

BEVERLY CAREER / SEASON HIGHS

Points
 Career: 20, vs. NC State, 2/5/20
 Season: 14, at Virginia Tech, 12/29/20
 ACC: 20, vs. NC State, 2/5/20

Rebounds
 Career: 11, vs. North Florida, 11/29/20
 Season: 11, vs. North Florida, 11/29/20
 ACC: 9, at Virginia Tech, 12/29/20

Assists
 Career: 9, at Wake Forest, 1/30/21
 Season: 9, at Wake Forest, 1/30/21
 ACC: 9, at Wake Forest, 1/30/21

Steals
 Career: 4, vs. Purdue, 12/8/20
 Season: 4, vs. Purdue, 12/8/20
 ACC: 3*, vs. Virginia Tech, 1/28/20

Blocked Shots
 Career: 2*, at Notre Dame, 2/14/21
 Season: 2*, at Notre Dame, 2/14/21
 ACC: 2*, at Notre Dame, 2/14/21

Field Goals Made
 Career: 7, vs. NC State, 2/5/20
 Season: 6, at Virginia Tech, 12/29/20
 ACC: 7, vs. NC State, 2/5/20

Field Goal Attempts
 Career: 14, vs. North Carolina, 1/5/21
 Season: 14, vs. North Carolina, 1/5/21
 ACC: 14, vs. North Carolina, 1/5/21

3-Point Field Goals Made
 Career: 2*, vs. Clemson, 1/2/21
 Season: 2*, vs. Clemson, 1/2/21
 ACC: 2*, vs. Clemson, 1/2/21

3-Point Field Goal Attempts
 Career: 7, at Pittsburgh, 2/2/20
 Season: 5*, vs. Jacksonville, 12/19/20
 ACC: 7, at Pittsburgh, 2/2/20

Free Throws Made
 Career: 8, at Florida State, 2/8/20
 Season: 5, vs. Stetson, 12/4/20
 ACC: 8, at Florida State, 2/8/20

Free Throw Attempts
 Career: 10, at Florida State, 2/8/20
 Season: 9, vs. North Florida, 11/29/20
 ACC: 10, at Florida State, 2/8/20

Minutes
 Career: 40, vs. NC State, 2/5/20
 Season: 39, vs. FGCU, 12/12/20
 ACC: 40, vs. NC State, 2/5/20

* Recorded more than once with most recent listed

As a Freshman (2019-20): One of three Hurricanes to play in all 31 games, earning five starts ... Averaged 7.2 points, 2.3 rebounds and 2.3 assists, second on the team, across 19.9 minutes per game ... Seventh of eight Miami freshmen (six true) with a 20-point game in the ACC era, including the first since Lonnie Walker IV on 1/27/18 ... Tied for the fifth-most minutes (40) in a contest by a Miami freshman in the ACC era ... First Miami freshman with a five-assist game since Chris Lykes on 1/31/18 ... Amassed three of the team's six, six-assist games and tied for the second-most made free throws (eight) in a contest by a Hurricane ... Logged double-digit points nine times, five-plus rebounds in three appearances and multiple steals on five occasions, while playing 30-plus minutes in four affairs ... Led Miami with four five-assist performances and with 71 total assists ... Paced the Hurricanes twice each in scoring and rebounding ... Scored nine points against fifth-ranked Louisville (11/5) in his college debut ... Notched 14 points and four assists versus Florida Atlantic (11/8), finishing 6-of-9 from the floor and 2-of-3 beyond the arc ... Posted 15 points on 6-of-11 shooting, adding four assists, in his first road game, a win at UCF (11/12) ... Notched 10 points and went 2-of-4 from deep against Quinnipiac (11/16) ... Scored 12 points and went 6-of-8 at the line versus Alabama A&M (12/14) ... Dished out a season-best six assists versus Coppin State (12/21) ... Limited to three minutes at No. 13/11 Louisville (1/7) due to upper back spasms ... Posted five assists and a season-high two blocks against Pittsburgh (1/12) ... Scored nine points in 35 minutes in his first start, a road affair at North Carolina (1/25) ... Tallied 13 points, including six in the final 42 seconds, plus tied season highs in both assists (six) and steals (three), against Virginia Tech (1/28) in his first home start ... Logged 11 points and five boards in 35 minutes at Pittsburgh (2/2) ... Scored a season-high 20 points against NC State (2/5), finishing 7-of-12 from the floor and 5-of-6 at the line while playing all 40 minutes, also setting season bests in made field goals and minutes ... Scored 14 points at eighth-ranked Florida State (2/8), setting season highs in free throws made (eight) and attempted (10) ... Stuffed the stat sheet with nine points, a season-high seven rebounds, a season-high-tying six assists and two steals against Boston College (2/12), while making all of his shots from the field and the line ... Compiled 12 points on 6-of-12 shooting and a co-season-high six steals at Notre Dame (2/23).

High School: Graduated from Montverde Academy (Fla.) ... Consensus four-star recruit ... Tabbed as the No. 42 prospect nationally by Rivals, including ninth among shooting guards ... Ranked No. 69 in the country by 247Sports and No. 55 by ESPN ... Averaged 14.0 points per game in his lone year at Montverde, aiding the team to a 22-3 record and a No. 4 spot in the USA TODAY Super 25 Expert Rankings ... Scored a team-high 23 points in the GEICO Nationals semifinals against national champion IMG Academy ... Led Southfield Christian (Mich.) to the Class D state championship during his junior season, tallying 23 points, seven rebounds, four assists, eight blocks and six steals in the title game ... Earned Associated Press Class D Player of the Year honors after averaging 16 points, six rebounds, six assists and three steals per game ... Helped his team to the Class D semifinals as a sophomore ... Attended University of Detroit Jesuit as a freshman and scored 51 points in a junior varsity game ... Former Montverde basketball players include Precious Achiuwa, RJ Barrett, Jordan Caroline, Joel Embiid, Dakari Johnson, Luc Richard Mbah a Moute, D'Angelo Russell and Ben Simmons ... Roommate of Achiuwa, now with the Miami Heat, during their year together at Montverde.

Personal: Full name is Harmond Terrill Beverly ... Goes by "H" ... Born May 31, 2001 ... Parents are Clayton and Rebecca Holmes ... Father works for an energy company and mother works in a senior citizen community ... Has a younger sister, Madison ... First cousin once removed is Jon Berti of the Miami Marlins ... Major is undecided ... Favorite athlete is CJ McCollum ... Best sports memory is playing in the 2019 GEICO Nationals ... Committed to Miami over Georgia, Indiana, Kansas and Michigan State.

Year	CAREER STATISTICS				Total			3-Point			Free Throws			Rebounds			Scoring								
	GP	GS	Min	Avg	FG	FGA	Pct	FG	FGA	Pct	FT	FTA	Pct	Off	Def	Tot	Avg	PF	FO	Ast	TO	Blk	Stl	Pts	Avg
2019-20	31	5	617	19.9	85	210	.405	14	64	.219	40	54	.741	11	60	71	2.3	48	0	71	69	6	21	224	7.2
2020-21	19	15	545	28.7	51	154	.331	7	47	.149	19	47	.404	6	80	86	4.5	32	0	62	52	6	29	128	6.7
TOTAL	50	20	1162	23.2	136	364	.374	21	111	.189	59	101	.584	17	140	157	3.1	80	0	133	121	12	50	352	7.0



#3



NYSIER BROOKS

REDSHIRT SENIOR | CENTER | 7-0 | 245

Philadelphia, Pa. | Cincinnati | Advanced Prep International (Texas)

- 20-Point Games: One (one in 2020-21)

- 10-Point Games: 21 (seven in 2020-21)

- 10-Rebound Games: 10 (four in 2020-21)

- Double-Doubles: Five (two in 2020-21)

- Even as big and strong as he is, his best attributes are his communication skills and ability to make his teammates/team better

- Uses his own energy to raise the energy level of the entire team, especially on defense

- Team co-captain is expected to help elevate Miami on a national level

- Helped Cincinnati to an 89-18 (46-8 AAC) record, three NCAA Tournament berths (two wins), two AAC Tournament titles and one AAC regular season crown in his three seasons there

- Logged the fourth double-double of his career in his fourth game as a Hurricane, notching 13 points and a career-high 15 rebounds against FGCU (12/12)

- First Hurricane to grab 15-plus boards in a game since Keith Stone (18) on 2/19/20 at Virginia Tech (3OT) and first to do so in a regulation affair since Ebuka Izundu (19) on 11/13/18 against Stephen F. Austin

- Pulled down 10 rebounds in the first half of Miami's win over No. 16/18 Louisville (1/16/21), the most by a Hurricane in a frame since Ebuka Izundu had 11 before the break on 11/13/18 versus Stephen F. Austin

- After starting his opening 15 games as a Hurricane, came off the bench at Wake Forest (1/30/21), marking his first non-start since 3/18/18, while at Cincinnati, against Nevada in the NCAA Tournament

- Recorded a career-high-tying three assists in Miami's victory over Duke (2/1/21), marking just the second time he reached the mark, along with a game on 12/20/18 against UCLA while playing for Cincinnati

- Played a career-high 39 minutes against No. 16 Virginia Tech (2/6/21) and finished with a 10-point, 12-rebound double-double, good for his most boards in an ACC outing

- Set a career highs in assists (four), free throws made (eight) and free throws attempted (10) in Miami's game against Georgia Tech (2/20/21)

- Tallied 16 first-half points on Senior Night against Boston College (3/5/21), finishing the game with 21 points on 8-of-11 shooting, setting career bests in both points and made field goals, while also logging a season-best three blocked shots

- One of three ACC players named a candidate for the 2020-21 Senior CLASS Award, alongside Virginia Tech's Wabissa Bede and North Carolina's Garrison Brooks

2020-21			
Opposition	P	R	A
North Florida	7	4	0
Stetson	8	8	0
Purdue	6	3	0
FGU	13	15	1
Pittsburgh	2	4	0
Jacksonville	2	8	0
at Virginia Tech	10	6	1
Clemson	2	6	0
North Carolina	10	6	0
at NC State	5	4	0
at Boston College	14	7	1
Louisville	8	11	1
at Syracuse	6	6	0
Notre Dame	6	3	0
at Florida State	2	5	0
at Wake Forest	0	3	0
Duke	4	4	3
Virginia Tech	10	12	1
at North Carolina	NOT PLAYED		
at Notre Dame	5	10	0
Georgia Tech	12	2	4
Florida State	2	6	1
at Clemson	3	1	3
at Virginia	5	1	1
Boston College	21	4	0
vs. Pittsburgh	-	-	-

2018-19 (at Cincinnati)			
Opposition	P	R	A
Ohio State	7	6	0
North Carolina Central	5	7	1
Milwaukee	12	10	0
Western Michigan	15	10	1
vs. George Mason	3	3	0
vs. Ole Miss	4	4	1
Arkansas-Pine Bluff	6	3	0
at UNLV	9	4	0
Northern Kentucky	10	2	0
Xavier	4	4	0
at Mississippi State	9	8	0
UCLA	14	6	3
South Carolina State	17	8	0
Tulane	0	2	1
at East Carolina	15	5	0
at Tulsa	2	4	1
UConn	17	6	1
USF	10	6	1
at Wichita State	8	10	0
Tulsa	8	7	0
at Temple	2	6	0
SMU	10	5	1
at Memphis	0	5	1
at Houston	7	10	0
Wichita State	3	6	0
UCF	9	7	0
at UConn	4	5	0
at SMU	8	12	0
Memphis	13	12	0
at UCF	2	3	0
Houston	16	6	1
vs. SMU	7	8	1
vs. Wichita State	13	9	0
vs. Houston	2	7	0
vs. Iowa	11	5	0

2017-18 (at Cincinnati)			
Opposition	P	R	A
Savannah State	3	7	0
Western Carolina	4	8	2
Coppin State	2	2	1
vs. Buffalo	2	2	0
vs. Richmond	2	1	0
vs. Wyoming	2	2	0
Alabama State	9	1	0
at Xavier	0	0	0
vs. Florida	2	2	0
Mississippi State	0	1	0
at UCLA	2	1	0
Arkansas-Pine Bluff	7	1	0
Cleveland State	8	2	1
Memphis	6	3	0
at Temple	2	7	0
SMU	0	2	0
at USF	6	2	0
at UCF	2	0	0
East Carolina	8	5	1
Temple	0	2	0
at Memphis	0	2	0
Houston	6	0	0
at UConn	0	0	0
UCF	3	6	0
at SMU	4	5	1
at Houston	0	5	0
Wichita State	0	0	0
UConn	2	3	1
Tulsa	0	0	0
at Tulane	4	3	0
at Wichita State	0	3	0
vs. SMU	6	1	0
vs. Memphis	0	0	0
vs. Houston	0	1	0
vs. Georgia State	0	1	1
vs. Nevada	-	-	-

2016-17 (at Cincinnati)			
Opposition	P	R	A
Brown	1	1	0
Albany	1	1	1
vs. Rhode Island	1	0	0
vs. Penn State	0	1	0
Sampford	10	4	0
Lipscomb	5	0	0
at Iowa State	2	4	0
Bowling Green	6	1	0
at Butler	0	0	0
Texas Southern	6	2	0
Farleigh Dickinson	8	3	0
Marshall	2	0	0
at Temple	0	2	0
Tulane	5	1	0
at Houston	0	1	0
SMU	0	0	0
at East Carolina	2	4	0
Temple	2	1	0
at Tulane	0	3	1
Xavier	4	3	0
USF	-	-	-
at Tulsa	-	-	-
UConn	-	-	-
UCF	8	1	0
at SMU	0	0	0
at USF	1	1	0
Tulsa	3	2	0
Memphis	4	2	0
at UCF	2	1	0
Houston	0	2	0
at UConn	0	0	0
vs. Tulsa	0	3	0
at UConn	3	5	0
vs. SMU	0	2	0
vs. Kansas State	1	1	0
vs. UCLA	2	1	0

BROOKS CAREER / SEASON HIGHS (Includes three years at University of Cincinnati)

Points
Career: 21, vs. Boston College, 3/5/21
Season: 21, vs. Boston College, 3/5/21
ACC: 21, vs. Boston College, 3/5/21

Rebounds
Career: 15, vs. FGCU, 12/12/20
Season: 15, vs. FGCU, 12/12/20
ACC: 12, vs. Virginia Tech, 2/6/21

Assists
Career: 4, vs. Georgia Tech, 2/20/21
Season: 4, vs. Georgia Tech, 2/20/21
ACC: 4, vs. Georgia Tech, 2/20/21

Steals
Career: 3, at Tulsa, 1/10/19
Season: 2, vs. North Carolina, 1/5/21
ACC: 2, vs. North Carolina, 1/5/21

Blocked Shots
Career: 5, vs. Wichita State, 2/17/19
Season: 3, vs. Boston College, 3/5/21
ACC: 3, vs. Boston College, 3/5/21

Field Goals Made
Career: 8, vs. Boston College, 3/5/21
Season: 8, vs. Boston College, 3/5/21
ACC: 8, vs. Boston College, 3/5/21

Field Goal Attempts
Career: 12, at SMU, 2/27/19
Season: 11, vs. Boston College, 3/5/21
ACC: 11, vs. Boston College, 3/5/21

3-Point Field Goals Made
Career: N/A
Season: N/A
ACC: N/A

3-Point Field Goal Attempts
Career: 1*, at Virginia, 3/1/21
Season: 1*, at Virginia, 3/1/21
ACC: 1*, at Virginia, 3/1/21

Free Throws Made
Career: 8, vs. Georgia Tech, 2/20/21
Season: 8, vs. Georgia Tech, 2/20/21
ACC: 8, vs. Georgia Tech, 2/20/21

Free Throw Attempts
Career: 10, vs. Georgia Tech, 2/20/21
Season: 10, vs. Georgia Tech, 2/20/21
ACC: 10, vs. Georgia Tech, 2/20/21

Minutes
Career: 39, vs. Virginia Tech, 2/6/21
Season: 39, vs. Virginia Tech, 2/6/21
ACC: 39, vs. Virginia Tech, 2/6/21

* Recorded more than once with most recent listed

As a Redshirt Senior (2020-21): Senior CLASS Award candidate

As a Senior (2019-20): NABC Honors Court

Transferred from the University of Cincinnati ... Sat out season in accordance with NCAA rules.

As a Junior at Cincinnati (2018-19): Started all 35 games, averaging 8.1 points, 6.3 rebounds and 1.5 blocks in 22.9 minutes ... Ranked among the AAC leaders in blocks (third at 1.5), offensive rebounds (fourth at 2.7) and rebounds (No. 11 at 6.3) ... Posted three double-doubles ... Led



#3

NYSIER BROOKS

the Bearcats in rebounds in 15 games ... Recorded at least two blocks in 17 games ... Scored 17 points on 5-of-8 shooting from the field and 7-of-8 shooting from the free throw line with eight rebounds against South Carolina State (12/22) ... Matched a career high, scoring 17 points on 6-of-8 shooting against UConn (1/12) ... Matched a career high with five blocks against Wichita State (2/17) ... Grabbed a career-high 12 rebounds against SMU (2/27) and Memphis (3/2) ... Tallied 16 points on 6-of-8 shooting with six rebounds and two blocks against Houston (3/10) ... Scored a team-high 13 points to go with a game-high nine rebounds against Wichita State (3/16) in the semifinals of the AAC Tournament ... Aided the Bearcats to a 28-7 (14-4 AAC) finish, including winning the AAC Tournament and reaching the NCAA Tournament.

As a Sophomore at Cincinnati (2017-18): Started two of 35 games played, averaging 2.6 points, 2.3 rebounds and 0.6 blocks in 9.7 minutes ... Pulled down three or more rebounds in 11 games ... Recorded at least one block in 10 conference games ... Blocked two shots each at No. 21 Xavier (12/2), at USF (1/13) and at Wichita State (3/4) ... Scored a season-high nine points on 3-of-3 shooting from the field in 13 minutes against Alabama State (11/27) ... Netted eight points on 4-of-5 shooting with two rebounds, a block and a steal in 12 minutes against Cleveland State (12/21) ... Tallied eight points with five rebounds in 11 minutes against ECU (1/20) ... Made his first collegiate start, pulling down a season-best eight rebounds with four points and two assists in 12 minutes against Western Carolina (11/13) ... Grabbed a team-high seven rebounds at Temple (1/4) ... Helped the Bearcats go 31-5 (16-2 AAC), sweep the AAC championships and make the NCAA Tournament Round of 32.

As a Freshman at Cincinnati (2016-17): Played in 33 games as a reserve, averaging 2.4 points, 1.6 rebounds and 0.7 blocks in 8.5 minutes ... Scored 10 points on 4-of-5 shooting with four rebounds and three blocks against Samford (11/23) ... Had eight points with three rebounds against Fairleigh Dickinson (12/17) ... Recorded a season-best five blocks with four rebounds at East Carolina (1/15) ... Tallied eight points in a season-high 16 minutes against USF (1/29) ... Grabbed a season-high five rebounds at UConn (3/5) ... Earned the Legion of Excellence award for the best GPA (3.5) on the men's basketball team ... Cincinnati finished 30-6 (16-2 AAC) and advanced to the second round of the NCAA Tournament.

High School: Graduated from Advanced Prep International (API) in Dallas ... Tabbed as a three-star prospect by 247Sports, ESPN and Rivals ... Considered the No. 207 recruit nationally by 247Sports, as well as No. 213 on its composite list ... Averaged eight points, eight rebounds and two blocks in his lone year at API, helping the team go 34-7 and win the league title ... Aided his team to a No. 24 finish in the No. 24 in the USA TODAY Super 25 Expert Rankings, alongside teammate Terrance Ferguson, the No. 21 pick in the 2017 NBA Draft ... Attended Life Center Academy (N.J.) as a junior, tallying 12 points and eight rebounds per game while playing for the No. 1 pick in the 1989 NBA Draft, Pervis Ellison ... Went to Archbishop Carroll (Pa.) as a sophomore and Imhotep Charter (Pa.) as a freshman, claiming the Class AAA state title at the latter.

Personal: Full name is Nysier Ta-Jhon Brooks ... Goes by Nas ... First name is pronounced Nah-SEER... Born Dec. 5, 1996 ... Parents are John Walter Mitchell and Monique Brooks ... Guardian is James Johns ... Has 10 siblings (two older sisters, three younger sisters and five younger brothers) ... Majoring in criminology with a minor in sociology ... Career goal is to be a children's psychologist ... Enjoys giving back to the youth in his community ... Made the Dean's List in two of his three years at Cincinnati ... Favorite athlete is Russell Westbrook because of his activity on the court and determination to be the best ... Best sports memory is getting a late-game stop at Wichita State in 2018 to clinch the AAC regular season title with the Bearcats ... Chose Miami because he felt it would help him get better on and off the court, as well as allow him to build a resume and gain the tools he needs for the workplace when he is done with basketball ... Committed to Miami over Baylor, Georgia, LSU, Texas Tech, UCLA, Virginia Tech and West Virginia.

CAREER STATISTICS				Total			3-Point			Free Throws			Rebounds				Scoring										
Year	GP	GS	Min	Avg	FG	FGA	Pct	FG	FGA	Pct	FT	FTA	Pct	Off	Def	Tot	Avg	PF	FO	Ast	TO	Blk	Stl	Pts	Avg		
2016-17*	33	0	279	8.5	28	53	.528	0	0	.000	23	40	.575	20	33	53	1.6	55	1	2	19	22	4	79	2.4		
2017-18*	35	2	340	9.7	38	77	.494	0	0	.000	16	29	.552	32	49	81	2.3	54	0	8	22	20	12	92	2.6		
2018-19*	35	35	802	22.9	99	185	.535	0	0	.000	84	133	.632	94	127	221	6.3	114	6	14	31	51	13	282	8.1		
2019-20	DNP																										
2020-21	24	22	640	26.7	62	123	.504	0	5	.000	39	63	.619	57	82	139	5.8	58	1	17	32	23	12	163	6.8		
TOTAL	127	59	2061	16.2	227	438	.518	0	5	.000	162	265	.611	203	291	494	3.9	281	8	41	104	116	41	616	4.9		

* - at University of Cincinnati



DENG GAK

REDSHIRT JUNIOR | FORWARD | 6-11 | 220

#22

Sydney, Australia | Blair Academy (N.J.)

- Missed the last 24 contests of the 2019-20 season due to a right knee injury sustained in practice
- Missed the final 24 games of the 2018-19 season due to a left knee injury
- Height and length are exactly what Miami needs to protect the rim when the defense breaks down
- Team co-captain's offensive game is steadily improving
- If he remains healthy, will help fill in for the absence of Sam Waardenburg
- Grabbed five rebounds, the second-most of his career, against Purdue (12/8/20) and earned credit from Jim Larranaga as a key cog in Miami's rally to victory after trailing by 20 points
- Withheld from action at Boston College (1/12/21) because of his left knee
- Shot 4-of-4 from the field in his first-career ACC road game, at No. 24/RV Virginia Tech (12/29/20), and totaled a career-high eight points
- Turned in one of his best games as a Hurricane against Notre Dame (1/24/21), finishing with six points, five rebounds and a career-best three steals in a career-high-tying 20 minutes of action
- In the next outing, at No. 16 Florida State (1/27/21), set a new top mark with 25 minutes of playing time
- At Wake Forest (1/30/21), set or tied a career high in minutes for the third straight game, notching a new top mark of 29, while also making his first collegiate 3-pointer
- Earned the start on Senior Night against Boston College (3/5/21) and grabbed five rebounds

2020-21				
Opposition	P	R	A	
North Florida	-	-	-	
Stetson	2	4	0	
Purdue	3	5	1	
FGCU	3	4	0	
Pittsburgh	0	3	0	
Jacksonville	0	2	1	
at Virginia Tech	8	3	0	
Clemson	0	0	0	
North Carolina	0	5	0	
at NC State	0	1	0	
at Boston College	-	-	-	
Louisville	2	0	0	
at Syracuse	0	3	1	
Notre Dame	6	5	0	
at Florida State	2	3	0	
at Wake Forest	7	3	0	
Duke	6	4	2	
Virginia Tech	2	1	0	
at North Carolina	NOT PLAYED			
at Notre Dame	0	0	0	
Georgia Tech	2	6	0	
Florida State	0	5	0	
at Clemson	0	2	0	
at Virginia	2	0	0	
Boston College	0	5	0	
vs. Pittsburgh	-	-	-	

2019-20				
Opposition	P	R	A	
Louisville	0	2	0	
Florida Atlantic	0	0	0	
at UCF	4	2	0	
Quinnipiac	4	4	0	
vs. Missouri State	0	0	0	
vs. Florida	4	3	0	
vs. UConn	0	3	1	
at Illinois	-	-	-	
Alabama A&M	-	-	-	
vs. Temple	-	-	-	
Coppin State	-	-	-	
at Clemson	-	-	-	
Duke	-	-	-	
at Louisville	-	-	-	
Pittsburgh	-	-	-	
at NC State	-	-	-	
Florida State	-	-	-	
at Duke	-	-	-	
at North Carolina	-	-	-	
Virginia Tech	-	-	-	
at Pittsburgh	-	-	-	
NC State	-	-	-	
at Florida State	-	-	-	
Boston College	-	-	-	
Wake Forest	-	-	-	
at Virginia Tech	-	-	-	
at Notre Dame	-	-	-	
at Georgia Tech	-	-	-	
Virginia	-	-	-	
Syracuse	-	-	-	
vs. Clemson	-	-	-	

2018-19				
Opposition	P	R	A	
Lehigh	0	6	1	
Stephen F. Austin	2	4	1	
Bethune-Cookman	2	3	0	
vs. La Salle	4	7	1	
vs. Fresno State	2	1	1	
vs. Seton Hall	4	3	0	
Rutgers	1	6	1	
vs. Yale	5	3	0	
at Penn	-	-	-	
Houston Baptist	-	-	-	
Florida Atlantic	-	-	-	
Campbell	-	-	-	
NC State	-	-	-	
at Louisville	-	-	-	
at Florida State	-	-	-	
Wake Forest	-	-	-	
North Carolina	-	-	-	
at Syracuse	-	-	-	
Florida State	-	-	-	
Virginia Tech	-	-	-	
at Virginia	-	-	-	
Notre Dame	-	-	-	
at North Carolina	-	-	-	
Clemson	-	-	-	
at Boston College	-	-	-	
Georgia Tech	-	-	-	
at Wake Forest	-	-	-	
at Duke	-	-	-	
Pittsburgh	-	-	-	
at Virginia Tech	-	-	-	
vs. Wake Forest	-	-	-	
vs. Virginia Tech	-	-	-	

GAK CAREER / SEASON HIGHS

Points
Career: 8, at Virginia Tech, 12/29/20
Season: 8, at Virginia Tech, 12/29/20
ACC: 8, at Virginia Tech, 12/29/20
Rebounds
Career: 7~, vs. La Salle, 11/25/18
Season: 6, vs. Georgia Tech, 2/20/21
ACC: 6, vs. Georgia Tech, 2/20/21
Assists
Career: 2, vs. Duke, 2/1/21
Season: 2, vs. Duke, 2/1/21
ACC: 2, vs. Duke, 2/1/21
Steals
Career: 3, vs. Notre Dame, 1/24/21
Season: 3, vs. Notre Dame, 1/24/21
ACC: 3, vs. Notre Dame, 1/24/21
Blocked Shots
Career: 3, vs. Lehigh, 11/9/18
Season: 2*, at Florida State, 1/27/21
ACC: 2*, at Florida State, 1/27/21
Field Goals Made
Career: 4, at Virginia Tech, 12/29/20
Season: 4, at Virginia Tech, 12/29/20
ACC: 4, at Virginia Tech, 12/29/20
Field Goal Attempts
Career: 6*, vs. Notre Dame, 1/24/21
Season: 6, vs. Notre Dame, 1/24/21
ACC: 6, vs. Notre Dame, 1/24/21
3-Point Field Goals Made
Career: 1, at Wake Forest, 1/30/21
Season: 1, at Wake Forest, 1/30/21
ACC: 1, at Wake Forest, 1/30/21
3-Point Field Goal Attempts
Career: 1*, at Wake Forest, 1/30/21
Season: 1*, at Wake Forest, 1/30/21
ACC: 1, at Wake Forest, 1/30/21
Free Throws Made
Career: 3~, vs. Yale, 12/1/18
Season: 1*, vs. FGCU, 12/12/20
ACC: N/A
Free Throw Attempts
Career: 4~, vs. Yale, 12/1/18
Season: 2, vs. FGCU, 12/12/20
ACC: 1*, vs. North Carolina, 1/5/21
Minutes
Career: 29, at Wake Forest, 1/30/21
Season: 29, at Wake Forest, 1/30/21
ACC: 29, at Wake Forest, 1/30/21

* Recorded more than once with most recent listed
~ Regular season game at neutral site

As a Redshirt Sophomore (2019-20): Played in the first seven affairs of the season before suffering a season-ending right knee injury in practice ... Averaged 1.7 points and 2.0 rebounds in 12.0 minutes per game ... Returned to action in the season opener against fifth-ranked Louisville (11/5), recording two rebounds, two blocks and two steals ... Scored four points in the victory at UCF (11/12) ... Notched four points, a season-high four rebounds and two blocks against Quinnipiac (11/16) ... Scored four points in a matchup with his brother, Gorjok, of Florida (11/22) at the Charleston Classic ... Played a career-high 20 minutes against UConn (11/24) at the Charleston Classic in his final outing of the season.

As a Redshirt Freshman (2018-19): Played in eight games, including making one start ... Suffered season-ending left knee injury on Dec. 1 against Yale ... Played at least 11 minutes off the bench in each of his eight games ... Recorded six rebounds and three blocks in 14 minutes of action in his Miami debut against Lehigh (11/9) ... Scored first college points in win over Stephen F. Austin (11/13) ... Made first college start against Yale (12/1), scored five points in season-high 19 minutes.

As a Freshman (2017-18): Redshirted and did not compete.

High School: Member of the 2017 Jordan Brand Classic Regional Team ... Ranked No. 91 nationally by ESPN, including No. 16 among power forwards and first in New Jersey ... Joined former Miami teammate Dejan Vasiljevic on the Australian U19 team, averaging 4.0 points, 4.1 rebounds and 0.7 blocks for the Emus at the 2015 FIBA World Championship ... Played high school basketball at Australia's Centre of Excellence before attending Blair Academy in New Jersey ... Other Blair grads include NBA players Luol Deng, Charlie Villanueva and Royal Ivey ... Played on the AAU circuit for the PSA Cardinals ... Pangos All-American Camp Top 30 Cream of the Crop Game ... A long shot blocker who protects the rim with his 7-foot-5-inch wingspan ... A versatile big man who can run the floor and hit the mid-range jump shot ... Committed to Miami over Connecticut, Florida and Kansas.

Personal: Born in Cairo and moved to Australia at three months old ... Of Dinka descent ... Older brother, Gorjok, plays basketball at California Baptist after spending four years at Florida ... Moved to New Jersey in the fall of 2015 to begin his career at Blair Academy ... Majoring in sociology with a minor in sport administration.

Year	CAREER STATISTICS				Total			3-Point			Free Throws			Rebounds			Scoring									
	GP	GS	Min	Avg	FG	FGA	Pct	FG	FGA	Pct	FT	FTA	Pct	Off	Def	Tot	Avg	PF	FO	Ast	TO	Blk	Stl	Pts	Avg	
2017-18	DNP																									
2018-19	8	1	117	14.6	8	24	.333	0	1	.000	4	10	.400	16	17	33	4.1	15	0	5	3	9	1	20	2.5	
2019-20	7	0	84	12.0	5	8	.625	0	0	.000	2	6	.333	4	10	14	2.0	7	0	1	2	4	4	12	1.7	
2020-21	22	2	305	13.9	21	48	.438	1	4	.250	2	4	.500	17	47	64	2.9	22	0	5	11	12	7	45	2.0	
TOTAL	37	3	506	13.7	34	80	.425	1	5	.200	8	20	.400	37	74	111	3.0	44	0	11	16	25	12	77	2.1	



FILIPPOS GKOGKOS

SOPHOMORE | GUARD | 6-3 | 193

#13

Athens, Greece | International School of Bucharest (Romania)

- A brilliant student who brings an energetic personality to the team
- Solid shooter and ball-handler
- After playing five total minutes in the first 18 games of his career, saw six minutes of action at the Dean E. Smith Center against North Carolina (1/25/20)
- Took classes remotely from Romania during the 2020 fall semester, before returning to Miami in January and rejoining the team in advance of the win over No. 16/18 Louisville (1/6/21)

As a Freshman (2019-20): Joined the team as a walk-on ... Appeared in seven games, including five in ACC play ... Totaled three rebounds and one steal in 14 minutes of action ... Made his Miami debut against Quinnipiac (11/16) ... Grabbed two rebounds versus Coppin State (12/21) ... Played a season-high six minutes at North Carolina (1/25) and recorded his first steal ... Pulled down a rebound at eighth-ranked Florida State (2/8).

High School: Graduated from the International School of Bucharest in Romania ... Played for Ka Sam Basketball Club ... Aided his team to a third-place finish in the Romanian Basketball Federation tournament in 2019 ... Ranked as a top-five player in the league after averaging 23 points, 12 rebounds and four assists per game ... Helped his team finish second in 2018 after tallying 20 points, 11 boards and five assists per contest ... Finished in fourth place in Romania in 2017 and took second in 2016 ... Competed in national and international fencing tournaments, including winning the Romanian U16 title in 2017 and U17 crown in 2018, as well as the Greek U20 championship in 2018 ... High school prefect and high honors receipt for his academic success.

Personal: Full name is Filippos Gkogkos ... Name is pronounced Fill-EEP-Ose GO-Gose ... Goes by Filip ... Born June 16, 2001 ... Parents are Anargyros Gkogkos and Theano Milla ... Father is a business executive and mother owns a company ... Has an older brother, Alexandros ... Double-majoring in economics and finance ... Favorite athlete is LeBron James because of his athletic ability, accomplishments, community involvement and personality ... Best sports memory is winning the Romanian national title in 2015, the year before starting high school ... Chose Miami because of its great business school, receiving an academic scholarship and the opportunities the University provides ... Also considered attending Drexel, Hofstra, North Carolina and San Diego.

2020-21				
Opposition	P	R	A	
North Florida	-	-	-	
Sletson	-	-	-	
Purdue	-	-	-	
FGCU	-	-	-	
Pittsburgh	-	-	-	
Jacksonville	-	-	-	
at Virginia Tech	-	-	-	
Clemson	-	-	-	
North Carolina	-	-	-	
at NC State	-	-	-	
at Boston College	-	-	-	
Louisville	-	-	-	
at Syracuse	-	-	-	
Notre Dame	-	-	-	
at Florida State	0	0	0	
at Wake Forest	-	-	-	
Duke	-	-	-	
Virginia Tech	-	-	-	
at North Carolina	NOT PLAYED	-	-	
at Notre Dame	-	-	-	
Georgia Tech	0	0	0	
Florida State	0	1	0	
at Clemson	-	-	-	
at Virginia	0	0	0	
Boston College	-	-	-	
vs. Pittsburgh	-	-	-	

2019-20				
Opposition	P	R	A	
Louisville	-	-	-	
Florida Atlantic	-	-	-	
at UCF	-	-	-	
Quinnipiac	0	0	0	
vs. Missouri State	-	-	-	
vs. Florida	-	-	-	
at UConn	-	-	-	
at Illinois	-	-	-	
Alabama A&M	-	-	-	
vs. Temple	-	-	-	
Coppin State	0	2	0	
at Clemson	-	-	-	
Duke	-	-	-	
at Louisville	-	-	-	
Pittsburgh	-	-	-	
at NC State	0	0	0	
Florida State	-	-	-	
at Duke	0	0	0	
at North Carolina	0	0	0	
Virginia Tech	-	-	-	
at Pittsburgh	-	-	-	
NC State	-	-	-	
at Florida State	0	1	0	
Boston College	0	0	0	
Wake Forest	-	-	-	
at Virginia Tech	-	-	-	
at Notre Dame	-	-	-	
at Georgia Tech	-	-	-	
Virginia	-	-	-	
Syracuse	-	-	-	
vs. Clemson	-	-	-	

GKOGKOS CAREER / SEASON HIGHS

Points
Career: N/A
Season: N/A
ACC: N/A
Rebounds
Career: 2, vs. Coppin State, 12/21/19
Season: 1, vs. Florida State, 2/24/21
ACC: 1*, vs. Florida State, 2/24/21
Assists
Career: N/A
Season: N/A
ACC: N/A
Steals
Career: 1, at North Carolina, 1/25/20
Season: N/A
ACC: 1, at North Carolina, 1/25/20
Blocked Shots
Career: N/A
Season: N/A
ACC: N/A
Field Goals Made
Career: N/A
Season: N/A
ACC: N/A
Field Goal Attempts
Career: 2, at North Carolina, 1/25/20
Season: 1, at Florida State, 1/27/21
ACC: 2, at North Carolina, 1/25/20
3-Point Field Goals Made
Career: N/A
Season: N/A
ACC: N/A
3-Point Field Goal Attempts
Career: N/A
Season: N/A
ACC: N/A
Free Throws Made
Career: N/A
Season: N/A
ACC: N/A
Free Throw Attempts
Career: N/A
Season: N/A
ACC: N/A
Minutes
Career: 6, at North Carolina, 1/25/20
Season: 2*, vs. Florida State, 2/24/21
ACC: 6, at North Carolina, 1/25/20

* Recorded more than once with most recent listed

CAREER STATISTICS				Total			3-Point			Free Throws			Rebounds				Scoring								
Year	GP	GS	Min	Avg	FG	FGA	Pct	FG	FGA	Pct	FT	FTA	Pct	Off	Def	Tot	Avg	PF	FO	Ast	TO	Blk	Stl	Pts	Avg
2019-20	7	0	14	2.0	0	3	.000	0	0	.000	0	0	.000	1	2	3	0.4	1	0	0	0	0	1	0	0.0
2020-21	4	0	6	1.5	0	1	.000	0	0	.000	0	0	.000	1	0	1	0.3	0	0	0	0	0	0	0	0.0
TOTAL	11	0	20	1.8	0	4	.000	0	0	.000	0	0	.000	2	2	4	0.4	1	0	0	0	0	1	0	0.0



#15



WILLIE HERENTON

SENIOR | GUARD | 6-2 | 180

Lincolnshire, Ill. | Adlai Stevenson

- Has created a solid role within the program
- Terrific practice player who may earn some playing time because of his tenacious defense and 3-point shooting ability
- Wore No. 2 as a sophomore in 2018-19
- Set new career highs in minutes played (17), rebounds (three), field-goal attempts (six), 3-point attempts (three) and free-throw attempts (three), as well as matched his top marks in steals (one) and made 3-pointers (one), at No. 16 Florida State (1/27/21)
- Earned the first start of his collegiate career on Senior Night against Boston College (3/5/21) and played 14 minutes in the win
- Owns the six highest minute totals by a Miami non-scholarship walk-on since the Hurricanes joined the ACC in 2004-05: 20 on 2/20/21 vs. Georgia Tech, 17 on 1/27/21 at No. 16 Florida State, 14 on 3/5/21 vs. Boston College, 11 at Wake Forest on 1/30/21, 11 against No. 11/9 Florida State on 2/24/21 and, as a junior, 10 on 1/25/20 at North Carolina

2020-21				
Opposition	P	R	A	
North Florida	-	-	-	
Stetson	-	-	-	
Purdue	-	-	-	
FGU	0	0	0	
Pittsburgh	0	0	0	
Jacksonville	0	0	1	
at Virginia Tech	0	0	0	
Clemson	-	-	-	
North Carolina	-	-	-	
at NC State	-	-	-	
at Boston College	0	1	0	
Louisville	-	-	-	
at Syracuse	2	1	0	
Notre Dame	1	0	0	
at Florida State	3	3	0	
at Wake Forest	0	1	0	
Duke	-	-	-	
Virginia Tech	-	-	-	
at North Carolina	NOT PLAYED	-	-	
at Notre Dame	-	-	-	
Georgia Tech	0	1	0	
Florida State	5	1	1	
at Clemson	0	0	0	
at Virginia	0	0	0	
Boston College	0	1	0	
vs. Pittsburgh	-	-	-	

2019-20				
Opposition	P	R	A	
Louisville	-	-	-	
Florida Atlantic	-	-	-	
at UCF	-	-	-	
Quinnipiac	0	0	0	
vs. Missouri State	-	-	-	
vs. Florida	0	0	0	
vs. UConn	0	0	0	
at Illinois	-	-	-	
Alabama A&M	-	-	-	
vs. Temple	-	-	-	
Coppin State	0	0	0	
at Clemson	-	-	-	
Duke	-	-	-	
at Louisville	0	0	0	
Pittsburgh	-	-	-	
at NC State	0	0	0	
Florida State	-	-	-	
at Duke	0	0	0	
at North Carolina	6	2	1	
Virginia Tech	-	-	-	
at Pittsburgh	0	0	0	
NC State	0	0	0	
at Florida State	3	0	0	
Boston College	-	-	-	
Wake Forest	-	-	-	
at Virginia Tech	-	-	-	
at Notre Dame	-	-	-	
at Georgia Tech	-	-	-	
Virginia	-	-	-	
Syracuse	-	-	-	
vs. Clemson	-	-	-	

2018-19				
Opposition	P	R	A	
Lehigh	0	0	0	
Stephen F. Austin	0	0	0	
Bethune-Cookman	-	-	-	
vs. La Salle	5	0	0	
vs. Fresno State	-	-	-	
vs. Seton Hall	-	-	-	
Rutgers	-	-	-	
vs. Yale	-	-	-	
at Penn	-	-	-	
Houston Baptist	-	-	-	
Florida Atlantic	0	0	0	
Campbell	-	-	-	
NC State	-	-	-	
at Louisville	0	0	0	
at Florida State	0	0	0	
Wake Forest	-	-	-	
North Carolina	-	-	-	
at Syracuse	3	0	0	
Florida State	0	0	0	
Virginia Tech	-	-	-	
at Virginia	-	-	-	
Notre Dame	-	-	-	
at North Carolina	0	0	0	
Clemson	-	-	-	
at Boston College	3	0	0	
Georgia Tech	0	1	0	
at Wake Forest	0	0	0	
Duke	3	0	0	
Pittsburgh	0	0	0	
at Virginia Tech	0	0	0	
vs. Wake Forest	-	-	-	
vs. Virginia Tech	0	1	0	

HERENTON CAREER / SEASON HIGHS

Points
Career: 6, at North Carolina, 1/25/20
Season: 5, vs. Florida State, 2/24/21
ACC: 6, at North Carolina, 1/25/20
Rebounds
Career: 3, at Florida State, 1/27/21
Season: 3, at Florida State, 1/27/21
ACC: 3, at Florida State, 1/27/21
Assists
Career: 1*, vs. Florida State, 2/24/21
Season: 1*, vs. Florida State, 2/24/21
ACC: 1*, vs. Florida State, 2/24/21
Steals
Career: 1*, vs. Florida State, 2/24/21
Season: 1*, vs. Florida State, 2/24/21
ACC: 1*, vs. Florida State, 2/24/21
Blocked Shots
Career: N/A
Season: N/A
ACC: N/A
Field Goals Made
Career: 2*, vs. Florida State, 2/24/21
Season: 2, vs. Florida State, 2/24/21
ACC: 2*, vs. Florida State, 2/24/21
Field Goal Attempts
Career: 6*, vs. Florida State, 2/24/21
Season: 6*, vs. Florida State, 2/24/21
ACC: 6*, vs. Florida State, 2/24/21
3-Point Field Goals Made
Career: 1*, vs. Florida State, 2/24/21
Season: 1*, vs. Florida State, 2/24/21
ACC: 1*, vs. Florida State, 2/24/21
3-Point Field Goal Attempts
Career: 3*, vs. Florida State, 2/24/21
Season: 3*, vs. Florida State, 2/24/21
ACC: 3*, vs. Florida State, 2/24/21
Free Throws Made
Career: 2-, vs. La Salle, 11/22/18
Season: 1, vs. Notre Dame, 1/24/21
ACC: 1*, vs. Notre Dame, 1/24/21
Free Throw Attempts
Career: 3, at Florida State, 1/27/21
Season: 3, at Florida State, 1/27/21
ACC: 3, at Florida State, 1/27/21
Minutes
Career: 20, vs. Georgia Tech, 2/20/21
Season: 20, vs. Georgia Tech, 2/20/21
ACC: 20, vs. Georgia Tech, 2/20/21

* Recorded more than once with most recent listed
~ Regular season game at neutral site

As a Junior (2019-20): NABC Honors Court

Appeared in 11 contests, including seven in ACC play ... Amassed nine points, three steals, two rebounds and one assist over 28 minutes of action ... Registered his first collegiate steal against Quinnipiac (11/16) in his first action of the season ... Set new career highs in points (six), rebounds (two), made field goals (two) and minutes played (10) at North Carolina (1/25), finishing 2-of-3 from the floor and making his lone attempt both from long range and at the line ... Scored three points at eighth-ranked Florida State (2/8).

As a Sophomore (2018-19): Joined team as walk-on, but was awarded scholarship for remainder of season on Jan. 18 ... Played in 16 games, including 11 in conference action ... Hit 3-pointers in ACC play at Syracuse (1/24), Boston College (2/17) and Duke (3/2) ... Saw his first playing time in final minute of season opener against Lehigh (11/9) ... Scored first five Miami points against La Salle (11/22) ... Played two minutes, including final minute of first half, at Louisville (1/6) ... Played season-high four minutes at Boston College (2/17).

High School: Graduated from Adlai Stevenson High School ... Named First Team All-Area and First Team All-Conference by the *Daily Herald* in 2017 ... Finished as one of the top 10 scorers in Stevenson history despite only playing one year as a full-time starter (2016-17) ... Averaged 17.2 ppg during his senior season, including 19.8 ppg during conference play ... Also averaged 1.8 spg ... Shot 51.0 percent from the field and 80.0 percent at the charity stripe during his senior campaign ... Went to Whitney Young Magnet High School in Chicago his first two years of high school ... Once named Prep Hoops Player of the Week for Illinois ... Played in every AAU Basketball National since the second grade ... Was home schooled up until high school.

Personal: Parents are Rodney and Andrea Herenton, both of whom attended Harvard University ... Has two brothers, Rodney and Samuel ... Rodney played basketball at Stanford from 2016-20 ... Named after his grandfather, Dr. Willie Herenton, who was a five-time Golden Glove Boxing Champion and whose jersey is retired at Lemoyne-Owen College ... His grandfather was also a five-term mayor of Memphis and the first African-American mayor in the state of Tennessee ... Enjoys international travel and entrepreneurialism ... Chose Miami because it was his dream school ... Majoring in economics with a minor in sociology.

Year	CAREER STATISTICS				Total			3-Point			Free Throws			Rebounds				Scoring							
	GP	GS	Min	Avg	FG	FGA	Pct	FG	FGA	Pct	FT	FTA	Pct	Off	Def	Tot	Avg	PF	FO	Ast	TO	Blk	Stl	Pts	Avg
2018-19	16	0	30	1.9	4	11	.364	4	8	.500	2	2	1.000	1	2	0.1	2	0	0	0	0	0	0	14	0.9
2019-20	11	0	28	2.5	3	7	.429	1	4	.250	2	2	1.000	0	2	0.2	2	0	1	2	0	3	9	0.8	
2020-21	14	1	112	8.0	4	30	.133	2	17	.118	1	7	.143	3	6	0.6	5	0	2	0	0	2	11	0.8	
TOTAL	41	1	170	4.1	11	48	.229	7	29	.241	5	11	.455	4	9	13	0.3	9	0	3	2	0	5	34	0.8



#0



CHRIS LYKES

SENIOR | GUARD | 5-7 | 160

Mitchellville, Md. | Gonzaga College HS (D.C.)

- 20-Point Games: 17 (one in 2020-21)

- 10-Point Games: 66 (two in 2020-21)

- Five-Assist Games: 17 (two in 2020-21)

- Team captain is an offensive dynamo with the ability to get in the paint repeatedly against anybody

- One of the top scorers in the ACC, but for the Hurricanes to excel, needs to demonstrate tremendous leadership qualities for his teammates to follow, as well as distribute and make others better

- Wore No. 2 as a freshman in 2017-18

- First Hurricane to garner Preseason All-ACC honors in back-to-back years and fourth to do so

even once, alongside Jack McClinton (2008-09), Malcolm Grant (2011-12) and Bruce Brown, Jr. (2017-18)

- Third Miami player to earn Preseason First Team All-ACC status, joining Grant and McClinton

- In an anonymous poll conducted by The Athletic (11/20/20), voted by his ACC peers as the toughest player in the league to guard, earning seven of the 13 votes cast for active players (no other current player surpassed two)

- Entered his senior season with the most points and fifth-most steals of any active ACC player (based off time in ACC only)

- Third-leading returning scorer in the ACC (15.4 ppg) from 2019-20 after being the second-leading returning scorer (16.2 ppg) last season from 2018-19

- Placed No. 12 nationally in 2018-19 and No. 17 in 2019-20 among Division I players under 6-foot, including second among players in a high-major league (Power Five + BIG EAST) in 2018-19 and third in 2019-20

- Shortest player at a high-major program this season and one of just 16 high-major scholarship players under 6-foot

- Scored 27 points, one shy of his career best, in an overtime victory at Clemson (12/31/19), to eclipse 1,000 in his career, becoming the 41st Hurricane to reach quadruple digits, including the 26th in fewer than four years and the 10th under Jim Larrañaga

- Needed just 43 games to enter the top five on Miami's all-time ACC-only scoring list, doing so against Florida State (1/18/20) when he passed Dwayne Collins

- After appearing in the first 82 contests of his career and making 52 consecutive starts, missed Miami's games versus North Carolina (1/25/20), Virginia Tech (1/28/20), Pittsburgh (2/2/20) and NC State (2/5/20) with a groin injury

- Scored 16 of Miami's first 30 points against No. 22 Virginia (3/4/20) before leaving the game with 12:11 remaining after suffering face injuries and then also missed the matchup with Syracuse (3/7/20)

- Logged the fourth 20-point, five-assist game of his career in the win over Stetson (12/4/20), but departed with 11:30 remaining due to a left ankle injury and has not played since

- Ruled out for the remainder of the season on 2/27/21

As a Senior (2020-21): Preseason First Team All-ACC

As a Junior (2019-20): All-ACC Honorable Mention ... Air Force Reserve Basketball HOF Invitational Game MVP (12/17) ... Preseason Second Team All-ACC

Played in 26 games, missing five due to injury, and started 24, including each of the first 18 ... Averaged 15.4 points, 2.1 rebounds, 2.4 assists and 1.1 steals in 30.0 minutes per game ... Led the Hurricanes in points, assists and steals per game, as well as made field goals (140), made free throws (70) and free-throw attempts (86) ... Placed second in minutes per game and made 3-pointers (51) ... Finished fourth in the ACC in free-throw percentage (81.4), ninth in field-goal percentage (43.2), No. 10 in scoring and No. 12 3-pointers per game (1.96) ... In ACC-only action, placed fourth in free-throw clip (84.3), ninth in scoring (15.6) and No. 14 in 3-pointers (1.93) ... Placed No. 17 nationally in scoring among individuals under 6-foot, including third of high-major players ... Fourth Hurricane to earn preseason All-ACC honors ... Notched the eighth-best single-season free-throw clip in program history ... Tied for the fifth-most made 3-pointers (six) by a Hurricane ever in an ACC game ... Ascended to No. 24 on Miami's all-time scoring list (1,225) ... Finished the season in the top 10 of nine ACC-only career leaderboards and the top five of six of them, including third in made free throws (159) and fourth in both points (735) and made field goals (241) ... Tied for the most (28) and third-most (27) points in a game by a Hurricane on the season, as well as notched the most steals in a contest (five) and tied for both the most assists (six) and made 3-pointers (six) ... Recorded the only two instances (11 and 10) of a Miami player hitting double-digit made field goals, plus tied for second in made free throws (eight) and made free throws without a miss (eight) ... Scored in

2020-21				
Opposition	P	R	A	
North Florida	11	4	6	
Stetson	20	4	5	
Purdue	-	-	-	
FGCU	-	-	-	
Pittsburgh	-	-	-	
Jacksonville	-	-	-	
at Virginia Tech	-	-	-	
Clemson	-	-	-	
North Carolina	-	-	-	
at NC State	-	-	-	
at Boston College	-	-	-	
Louisville	-	-	-	
at Syracuse	-	-	-	
Notre Dame	-	-	-	
at Florida State	-	-	-	
at Wake Forest	-	-	-	
Duke	-	-	-	
Virginia Tech	-	-	-	
at North Carolina	NOT PLAYED			
at Notre Dame	-	-	-	
Georgia Tech	-	-	-	
Florida State	-	-	-	
at Clemson	-	-	-	
at Virginia	-	-	-	
Boston College	-	-	-	
vs. Pittsburgh	-	-	-	

2019-20				
Opposition	P	R	A	
Louisville	18	1	5	
Florida Atlantic	15	3	2	
at UCF	11	1	3	
Quinnipiac	12	4	1	
vs. Missouri State	11	1	1	
vs. Florida	16	0	2	
vs. UConn	7	1	1	
at Illinois	28	0	2	
Alabama A&M	13	3	5	
vs. Temple	17	1	6	
Coppin State	16	4	3	
at Clemson	27	2	2	
Duke	8	1	4	
at Louisville	18	4	2	
Pittsburgh	12	2	4	
at NC State	20	4	1	
Florida State	24	0	2	
at Duke	9	1	0	
at North Carolina	-	-	-	
Virginia Tech	-	-	-	
at Pittsburgh	-	-	-	
NC State	-	-	-	
at Florida State	8	1	0	
Boston College	16	2	3	
Wake Forest	13	2	3	
at Virginia Tech	23	3	4	
at Notre Dame	8	4	4	
at Virginia Tech	14	5	0	
Virginia	16	2	1	
Syracuse	-	-	-	
vs. Clemson	21	3	1	

2018-19				
Opposition	P	R	A	
Lehigh	22	5	4	
Stephen F. Austin	20	2	6	
Bethune-Cookman	21	2	6	
vs. La Salle	18	1	0	
vs. Fresno State	17	5	2	
vs. Seton Hall	18	4	2	
Rutgers	8	2	4	
vs. Yale	12	0	3	
at Penn	16	4	5	
Houston Baptist	14	5	4	
Florida Atlantic	12	1	7	
Campbell	21	2	2	
NC State	28	0	2	
at Louisville	18	4	4	
at Florida State	17	3	2	
Wake Forest	25	4	2	
North Carolina	20	3	6	
at Syracuse	8	3	2	
Florida State	1	2	2	
Virginia Tech	19	0	4	
at Virginia	16	4	1	
Notre Dame	11	3	1	
at North Carolina	27	2	4	
Clemson	21	4	2	
at Boston College	10	2	4	
Georgia Tech	11	2	0	
at Wake Forest	26	4	1	
at Duke	4	3	2	
Pittsburgh	8	2	3	
at Virginia Tech	16	3	9	
vs. Wake Forest	13	5	4	
vs. Virginia Tech	19	2	1	

2017-18				
Opposition	P	R	A	
Gardner-Webb	3	1	1	
Navy	8	1	2	
Florida A&M	13	1	4	
vs. La Salle	0	1	0	
North Florida	10	0	4	
at Minnesota	10	1	0	
vs. Princeton	5	1	2	
Boston University	8	0	0	
at George Washington	3	0	1	
at Hawai'i	7	5	0	
vs. New Mexico State	1	1	0	
vs. Middle Tennessee	8	0	2	
at Pittsburgh	10	1	0	
at Georgia Tech	8	0	5	
Florida State	18	1	2	
at Clemson	13	1	1	
Duke	13	1	2	
at NC State	6	2	5	
Louisville	9	0	4	
at Florida State	0	0	5	
Pittsburgh	13	3	5	
at Virginia Tech	6	2	0	
Wake Forest	13	2	5	
at Boston College	16	3	2	
Virginia	19	1	1	
Syracuse	14	0	4	
at Notre Dame	9	1	1	
Boston College	15	0	3	
at North Carolina	18	1	4	
Virginia Tech	15	1	7	
vs. North Carolina	6	1	1	
vs. Loyola Chicago	10	6	2	

LYKES CAREER / SEASON HIGHS

Points
Career: 28*, at Illinois, 12/2/19
Season: 20, vs. Stetson, 12/4/20
ACC: 28, vs. NC State, 1/3/19

Rebounds
Career: 61, vs. Loyola Chicago, 3/15/18
Season: 4*, vs. Stetson, 12/4/20
ACC: 5, at Georgia Tech, 2/29/20

Assists
Career: 9, at Virginia Tech, 3/8/19
Season: 6, vs. North Florida, 11/29/20
ACC: 9, at Virginia Tech, 3/8/19

Steals
Career: 5-, vs. Temple, 12/17/19
Season: 3, vs. North Florida, 11/29/20
ACC: 3, at Virginia Tech, 3/8/19

Blocked Shots
Career: 2, vs. Florida State, 1/18/20
Season: 1, vs. North Florida, 11/29/20
ACC: 2, vs. Florida State, 1/18/20

Field Goals Made
Career: 11, at Illinois, 12/2/19
Season: 5, vs. Stetson, 12/4/20
ACC: 10*, at Clemson, 12/31/19

Field Goal Attempts
Career: 23, at North Carolina, 2/9/19
Season: 13, vs. North Florida, 11/29/20
ACC: 23, at North Carolina, 2/9/19

3-Point Field Goals Made
Career: 6*, vs. Florida State, 1/18/20
Season: 3, vs. Stetson, 12/4/20
ACC: 6*, vs. Florida State, 1/18/20

3-Point Field Goal Attempts
Career: 11**, vs. Clemson, 3/11/20
Season: 6, vs. North Florida, 11/29/20
ACC: 11, at North Carolina, 2/9/19

Free Throws Made
Career: 14, vs. Wake Forest, 1/12/19
Season: 7, vs. Stetson, 12/4/20
ACC: 14, vs. Wake Forest, 1/12/19

Free Throw Attempts
Career: 14, vs. Wake Forest, 1/12/19
Season: 7, vs. Stetson, 12/4/20
ACC: 14, vs. Wake Forest, 1/12/19

Minutes
Career: 42, vs. Florida State, 1/18/20
Season: 34, vs. North Florida, 11/29/20
ACC: 42, vs. Florida State, 1/18/20

* Recorded more than once with most recent listed
! NCAA Tournament
^ ACC Tournament
~ Regular season game at neutral site



#0

CHRIS LYKES

double figures 21 times, notching 15-plus on 14 occasions and 20-plus in six outings, the latter two both team highs ... Notched five-plus assists in three appearances and 30-plus minutes 13 times, with 40-plus twice ... Paced Miami in scoring a team-best 13 times ... Opened the season with an 18-point, five-assist showing against fifth-ranked Louisville (11/5) ... Scored 15 points versus Florida Atlantic (11/8) ... Tallied 16 points on 7-of-12 shooting against Florida (11/22) in the Charleston Classic ... Dropped a season-best 28 points in the win at Illinois (12/2), adding four steals and finishing 11-of-17 from the floor to set a career high in makes ... Recorded 17 points to go along with a season-high six assists and career-best five steals against Temple (12/17) at the Barclays Center, hitting the game-winning free throws with 4.4 seconds left ... Posted 16 points and four rebounds against Coppin State (12/21) ... Registered 27 points on 10-of-16 shooting in 41 minutes in the overtime victory at Clemson (12/31) ... Put up 18 points and four rebounds in 38 minutes at No. 13/11 Louisville (1/7), finishing 8-of-8 at the stripe ... Totaled 20 points and four boards at NC State (1/15), as well as hit all seven of his free throws ... Notched 24 points and a career-high two blocks in a career-best 42 minutes against ninth-ranked Florida State (1/18), tallying a 9-of-18 mark from the floor and a 6-of-10 ledger from long range, tying his career high in made 3-pointers ... After playing in the first 82 affairs of his career, missed Miami's contests at North Carolina (1/25), against Virginia Tech (1/28), at Pittsburgh (2/2) and against NC State (2/5) due to a groin injury sustained versus the Seminoles, snapping a 52-game streak of starts ... Scored 16 points against Boston College (2/12) ... Amassed 23 points in the triple-overtime triumph at Virginia Tech (2/19) ... Posted 14 points and a season-high five boards at Georgia Tech (2/29) ... Scored 16 points on 7-of-12 shooting against No. 22 Virginia (3/4), but missed the final 12 minutes after getting elbowed in the face ... Did not play against Syracuse (3/7) due to face injuries ... Recorded 21 points and went 5-of-11 from 3-point range versus Clemson (3/11) in the ACC Tournament.

As a Sophomore (2018-19): All-ACC Academic Team

Played and started in all 32 games ... Ranked ninth in ACC in overall scoring (16.2) and eighth in league play (15.9) ... was fifth in conference in free-throw shooting in ACC play at 80.8 percent (63-78) ... Racked up 10 games of 20 or more points, including six in conference action ... Scored in double figures in all but five games and 16 or more points in 20 games ... Upped his scoring average by 6.6 ppg (9.6 to 16.2), which was third highest among ACC players ... Played at least 30 minutes in 26 of 32 games ... Ranked No. 14 in ACC in minutes per game (33.8) and No. 16 in league-only action (34.8) ... Ranked fifth in ACC in free-throw shooting in conference games (63-78, 80.8 percent) ... First Miami player to record three straight 20-point efforts since Shane Larkin in March 2013 ... Scored 20 or more points in each of the first three games this season, becoming first UM player since Joe Wylie in 1989 to do so ... Scored 22 points and also played then-career-best 39 minutes in season opener against Lehigh (11/9) ... Averaged 17.7 ppg in three games at Wooden Legacy ... Scored career-high 28 points on 10-of-15 shooting in ACC opener against NC State (1/3) ... Scored 25 points against Wake Forest (1/12), including 14-of-14 from free-throw line which is second-best FT performance in program history (Jack McClinton, 16-16 vs. NC State, March 7, 2009) ... Recorded 27 points in career-high 41 minutes at North Carolina (2/9), including 19 points in second half and overtime ... Scored 21 points in win over Clemson (2/13) ... Scored 26 points and hit career-high six 3-pointers at Wake Forest (2/26) ... Had streak of 21 straight made free throws snapped against Florida State (1/27) ... Scored 16 points and dished out career-high nine assists at Virginia Tech (3/8) ... Totaled 19 points and hit 3-pointers against Virginia Tech in ACC Tournament (3/13).

As a Freshman (2017-18): All-ACC Academic Team ... ACC Rookie of the Week (1/8)

Played in all 32 games, with 10 starts ... Averaged 9.6 points and 2.3 assists per game ... Shot 72 percent (59-82) from free-throw line ... Averaged 11.9 points per game in ACC play (second on team) ... Scored in double figures in 12 ACC games, including eight of last 10 in regular season ... Averaged team-high 12.8 points per game in the 12 games after Bruce Brown Jr.'s injury ... Averaged 12.1 ppg in his 10 starts ... Hit at least one 3-pointer in 26 of 32 games, including two or more in 17 contests ... Hit a 3-pointer and played 18 minutes in college debut against Gardner-Webb (11/10) ... Scored 13 points and dished out four assists in win over Florida A&M (11/16) ... Scored 10 points and added three steals in win at No. 12 Minnesota (11/29) ... Recorded 10 points (2-3 3FG) in ACC opener at Pittsburgh (12/30) ... Scored eight points and handed out five assists at Georgia Tech (1/3) ... Recorded 18 points on 6-of-10 shooting in 25 minutes in win over Florida State (1/7) ... Named ACC Rookie of Week on Jan. 8 after GT/FSU performances ... Scored 13 points (3-5 3FG) at Clemson (1/13) ... Made first college start at NC State (1/21) ... Started and played season-high 33 minutes against Pittsburgh, scoring 13 points and dishing out five assists (1/31) ... Scored 16 points at Boston College (2/10) ... Scored career-high 19 points (17 in second half) against Virginia (2/13) ... Scored 15 points, including 11 in the game's final four minutes, in comeback win over Boston College (2/24) ... Recorded team-high 18 points, including four 3-pointers, in victory at UNC (2/27) ... Scored 15 points and dished out season-high seven assists against Virginia Tech (3/3); hit go-ahead free throw with three seconds remaining.

High School: Member of the 2017 Jordan Brand Classic Regional Team ... Ranked No. 45 in the ESPN Top 100, No. 12 at his position and first in Maryland ... 2017 All-Met Player of the Year ... 2017 DC State Athletic Association MVP... 2016 Washington, D.C. Gatorade Player of the Year ... 2017 American Family Insurance third team ALL-USA Boys Basketball Team ... 2017 Max Preps All-American, fifth team ... Two-time Washington Catholic Athletic Conference (WCAC) Player of the Year ... As a senior, set school's career scoring record with 2,266 points ... Won 2017 Triple Crown of WCAC Championship, DC State Athletic Association (DCSAA) Championship and Alhambra Catholic Invitational Tournament ... Also won Gonzaga D.C. Classic and took third at Les Schwab Invitational (Ore.) ... Eagles finished No. 1 in D.C. area, according to The Washington Post final rankings ... Averaged 17.6 points, 4.2 assists and 2.9 rebounds while leading Gonzaga to a 32-5 overall and 15-3 region record ... As a junior, averaged 22.0 points, 4.3 assists, 3.7 rebounds and 2.7 steals. Knocked down 47.3 percent of shots from three and hit 74.9 percent at the line ... Led Eagles (24-10) to the semifinals in both the WCAC and DCSAA ... As a sophomore won the WCAC Championship ... Played AAU ball for Team Takeover on the EYBL circuit.

Personal: Born July 22, 1998, in Mitchellville, Md. ... Parents are Marvin and Vanessa Lykes ... Sport administration major with a marketing minor ... Has donated his time as a youth basketball instructor, as well as volunteering both at his church and the National Foundation for Cancer Research as a peer tutor ... Committed to Miami over offers from Georgetown, Notre Dame, Stanford and Villanova.

Year	CAREER STATISTICS				Total			3-Point			Free Throws			Rebounds			Scoring								
	GP	GS	Min	Avg	FG	FGA	Pct	FG	FGA	Pct	FT	FTA	Pct	Off	Def	Tot	Avg	PF	FO	Ast	TO	Blk	Stl	Pts	Avg
2017-18	32	10	690	21.6	100	249	.402	48	139	.345	59	82	.720	3	36	39	1.2	70	0	75	58	1	25	307	9.6
2018-19	32	32	1082	33.8	171	421	.406	61	192	.318	114	146	.781	14	72	86	2.7	72	0	103	93	1	43	517	16.2
2019-20	26	24	780	30.0	140	324	.432	51	134	.381	70	86	.814	10	45	55	2.1	68	1	62	54	7	28	401	15.4
2020-21	2	2	57	28.5	8	22	.364	5	11	.455	10	11	.909	0	8	8	4.0	4	0	11	3	1	4	31	15.5
TOTAL	92	68	2609	28.4	419	1016	.412	165	476	.347	253	325	.778	27	161	188	2.0	214	1	251	208	10	100	1256	13.7



KAMERON MCGUSTY

REDSHIRT SENIOR | GUARD | 6-5 | 190

#23

Katy, Texas | Oklahoma | Sunrise Christian Academy (Kan.)

- 20-Point Games: 12
(two in 2020-21)

- 10-Point Games: 60
(11 in 2020-21)

- 10-Rebound Games:
Two (none in 2020-21)

- Five-Assist Games:
Three (two in 2020-21)

- Double-Doubles: Two
(none in 2020-21)

- Experienced, multi-dimensional offensive player who will be counted upon as a leader on and off the court

- Team co-captain got in the best shape of his life, as well as improved his athletic ability, 3-point range and overall game in advance of his final season

- Wore No. 20 both years at Oklahoma

- Recorded the first double-digit rebounding output (10) and first double-double of his career in his first road game at Miami, a victory at UCF (11/12/19)

- Logged three-plus assists in six of his first nine games as a Hurricane, including hitting that figure in four straight games, after doing so twice in two seasons at Oklahoma

- Tallied five-plus rebounds in eight of his first 16 games at Miami after doing so three times in two years as a Sooner

- Earned Co-ACC Player of the Week distinction on 12/23/19 after averaging 20.0 points on 58.3 percent shooting to go along with 7.5 boards in Miami's wins over Temple (12/17/19) and Coppin State (12/23/19)

- Averaged 15.6 points in wins and 8.8 points in losses during the 2019-20 season, plus missed three additional defeats due to back spasms

- Scored 15 points of his 18 points in the second half in the win over Purdue (12/8/20) to help Miami rally back from down by 20, including giving the team the lead on a pair of free throws with 1:36 left, notching a three-point play with 42.3 ticks to go and icing the game with two more free throws with three seconds left

- Suffered a right hamstring injury just 4:31 into Miami's game against FGCU (12/12/20) and missed the final 35-plus minutes, other than throwing an inbounds pass in the closing seconds

- Missed the ensuing three games against Pittsburgh (12/16/20), Jacksonville (12/19/20) and No. 24/RV Virginia Tech (12/29/20), then returned to play against Clemson (1/2/21) before missing the next four matchups versus North Carolina (1/5/21), NC State (1/9/21), Boston College (1/12/21) and No. 16/18 Louisville (1/16/21)

- Returned to action at Syracuse (1/19/21) and scored nine points to eclipse 1,000 in his career, reaching quadruple digits in his 97th collegiate outing

- In his second game back from injury, against Notre Dame (1/24/21), scored a season-high 20 points on 8-of-15 shooting, tying a career high for makes in an ACC contest

- Dished out a career-high seven assists at Clemson (2/27/21), including notching a would-be season-high five in the first 11 minutes alone

- On Senior Night against Boston College (3/5/21), recorded arguably his finest game as a Hurricane, notching a season-high 27 points—including nine of the team's final 14—along with six rebounds, five assists, two steals and just one turnover in 39-plus minutes, while shooting 9-of-12 from the floor, 4-of-7 beyond the arc and 5-of-5 at the line, tying his career high in made field goals

As a Redshirt Junior (2019-20): Co-ACC Player of the Week (12/23)

Played in 28 games, missing three due to injury, and earned 21 starts, including in each of the first 18 affairs before getting hurt ... Averaged 12.5 points, third on the team, 4.0 rebounds and 1.6 assists over 29.4 minutes, also third-best on the roster, per game ... Shot 43.5 percent from the floor, second among Hurricanes ... Tenth Hurricane—13th honor—to win ACC Player of the Week, including the first since Tonye Jekiri on 11/23/15 ... Tied for the most points (28) and assists (six) in a game by a Hurricane, as well as posted the second-highest minute total (44) ... Scored in double figures 21 times, with 15-

Opposition	2020-21		
	P	R	A
North Florida	10	7	4
Stetson	11	2	3
Purdue	18	5	2
FGCU	3	0	1
Pittsburgh	-	-	-
Jacksonville	-	-	-
at Virginia Tech	-	-	-
Clemson	9	1	0
North Carolina	-	-	-
at NC State	-	-	-
at Boston College	-	-	-
Louisville	-	-	-
at Syracuse	9	0	1
Notre Dame	20	3	3
at Florida State	13	4	3
at Wake Forest	17	5	2
Duke	6	3	2
Virginia Tech	18	4	2
at North Carolina	NOT PLAYED		
at Notre Dame	12	5	3
Georgia Tech	8	5	4
Florida State	12	4	4
at Clemson	6	4	7
at Virginia	14	5	1
Boston College	27	6	5
vs. Pittsburgh	-	-	-

Opposition	2019-20		
	P	R	A
Louisville	12	2	1
Florida Atlantic	8	3	1
at UCF	17	10	3
Quinnipiac	22	3	3
vs. Missouri State	19	5	1
vs. Florida	10	5	3
vs. UConn	5	3	4
at Illinois	13	3	3
Alabama A&M	21	6	3
vs. Temple	12	10	0
Coppin State	28	5	2
at Clemson	15	3	1
Duke	12	0	0
at Louisville	18	7	1
Pittsburgh	19	3	1
at NC State	2	8	1
Florida State	15	1	6
at Duke	13	4	1
at North Carolina	-	-	-
Virginia Tech	3	2	1
at Pittsburgh	-	-	-
NC State	-	-	-
at Florida State	0	2	1
Boston College	12	1	2
Wake Forest	11	5	0
at Virginia Tech	21	4	1
at Notre Dame	5	2	1
at Georgia State	11	5	1
Virginia	0	2	0
Syracuse	13	4	1
vs. Clemson	12	3	1

Opposition	2017-18 (at Oklahoma)		
	P	R	A
Omaha	9	3	0
Ball State	8	3	1
vs. Arkansas	7	2	1
vs. Portland	7	2	2
vs. Oregon	5	0	0
North Texas	6	2	1
UTSA	3	4	0
vs. USC	8	1	1
at Wichita State	13	1	0
Northwestern State	15	6	0
Northwestern	11	2	0
at TCU	22	2	0
Oklahoma State	15	2	1
at Oklahoma State	10	4	1
Texas Tech	5	4	0
TCU	3	0	0
at Kansas State	0	1	0
at Oklahoma State	5	2	0
Kansas	5	1	0
at Alabama	3	2	0
Baylor	5	2	0
at Texas	4	1	0
West Virginia	0	0	0
at Iowa State	0	0	0
at Texas Tech	13	1	0
Texas	9	0	0
at Kansas	22	3	0
Kansas State	4	2	0
at Baylor	6	4	1
Iowa State	18	2	0
vs. Oklahoma State	6	2	0
vs. Rhode Island	9	1	2

Opposition	2016-17 (at Oklahoma)		
	P	R	A
Northwestern State	3	1	0
vs. Tulane	4	2	2
vs. Northern Iowa	3	1	0
vs. Clemson	14	1	0
Ablene Christian	6	2	3
Northern Colorado	6	3	1
at Wisconsin	11	1	0
Oral Roberts	8	3	2
Wichita State	0	0	0
Memphis	0	0	1
vs. Auburn	4	2	1
Baylor	9	2	0
at TCU	11	3	3
at Kansas State	20	1	0
Kansas	13	1	1
Texas Tech	10	2	1
at West Virginia	17	5	1
Iowa State	19	2	0
at Texas	21	1	1
Florida	10	2	0
Oklahoma State	22	4	2
at Texas Tech	16	3	1
West Virginia	11	3	1
at Iowa State	13	3	0
Texas	11	2	1
at Oklahoma State	10	2	1
at Baylor	13	1	2
Kansas State	7	4	0
at Kansas	14	2	0
TCU	22	1	0
vs. TCU	9	7	1

McGUSTY CAREER / SEASON HIGHS (Includes two years at University of Oklahoma)

Points
Career: 28, vs. Coppin State, 12/21/19
Season: 27, vs. Boston College, 3/5/21
ACC: 27, vs. Boston College, 3/5/21

Rebounds
Career: 10~*, vs. Temple, 12/17/19
Season: 7, vs. North Florida, 11/29/20
ACC: 8, at NC State, 1/15/20

Assists
Career: 7, at Clemson, 2/27/21
Season: 7, at Clemson, 2/27/21
ACC: 7, at Clemson, 2/27/21

Steals
Career: 5, vs. Texas, 2/14/17
Season: 3, at Notre Dame, 2/14/21
ACC: 3, at Notre Dame, 2/14/21

Blocked Shots
Career: 2, vs. Northern Colorado, 11/29/16
Season: 1, at Wake Forest, 1/30/21
ACC: 1*, at Wake Forest, 1/30/21

Field Goals Made
Career: 9*, vs. Boston College, 3/5/21
Season: 9, vs. Boston College, 3/5/21
ACC: 9, vs. Boston College, 3/5/21

Field Goal Attempts
Career: 18, at Clemson, 12/31/19
Season: 15*, vs. Virginia Tech, 2/6/21
ACC: 18, at Clemson, 12/31/19

3-Point Field Goals Made
Career: 5, vs. Coppin State, 12/21/19
Season: 4, vs. Boston College, 3/5/21
ACC: 4, vs. Boston College, 3/5/21

3-Point Field Goal Attempts
Career: 9^, vs. Clemson, 3/11/20
Season: 7, vs. Boston College, 3/5/21
ACC: 7*, vs. Boston College, 3/5/21

Free Throws Made
Career: 8, at Kansas State, 1/7/17
Season: 7, vs. Purdue, 12/8/20
ACC: 6*, vs. Florida State, 2/24/21

Free Throw Attempts
Career: 10, vs. Purdue, 12/8/20
Season: 10, vs. Purdue, 12/8/20
ACC: 9, at Notre Dame, 2/14/21

Minutes
Career: 44*, at Virginia Tech, 2/19/20
Season: 41, vs. Virginia Tech, 2/6/21
ACC: 44, at Virginia Tech, 2/19/20

* Recorded more than once with most recent listed
^ ACC Tournament

~ Regular season game at neutral site



KAMERON McGUSTY

#23

plus in 10 appearances and 20-plus in four ... Grabbed five-plus rebounds 10 times, including doing so in six of the first 11 games, and notched 10 twice ... Played 30-plus minutes 15 times, 35-plus 10 times and 40-plus thrice ... Paced Miami in scoring on eight occasions and in rebounding twice ... Lone Hurricane with two double-doubles ... Scored 12 points against fifth-ranked Louisville (11/5) in his Miami debut ... Notched a double-double with 17 points and a career-high 10 boards in 35 minutes at UCF (11/12) ... Scored 22 points on 7-of-11 shooting from the floor, including 4-of-6 from deep, and a 4-of-4 mark at the line against Quinnipiac (11/16) ... Totaled 19 points and five boards versus Missouri State (11/21) in the Charleston Classic ... Posted 21 points and six rebounds against Alabama A&M, shooting 9-of-15 from the floor ... Tallied his second double-double in the win over Temple (12/17) at the Barclays Center, posting 12 points and a career-high-tying 10 rebounds ... Poured in 28 points on 9-of-11 shooting from the floor, with a 5-of-7 mark from deep and 5-of-6 tally at the line against Coppin State (12/21), setting career highs in points, made field goals and made 3-pointers, as well as a season high in steals (three) ... Notched 15 points in 41 minutes in the overtime win at Clemson (12/31) ... Compiled 18 points and seven boards at No. 13/11 Louisville (1/7) ... Scored 19 points on 8-of-12 shooting versus Pittsburgh (1/12) ... Registered 15 points and a career-high six assists against ninth-ranked Florida State (1/18) ... Scored 13 points at eighth-ranked Duke and went 6-of-6 from the line ... Did not play at North Carolina (1/25) or, after returning for one game, at Pittsburgh (2/2) and against NC State (2/5) due to back spasms ... Amassed 21 points, including the game-tying three-point play in the closing seconds of regulation, in a career-high 44 minutes in the triple-overtime win at Virginia Tech (2/19) ... Tallied 13 points in 41 minutes in the regular season finale, an overtime triumph over Syracuse (3/7).

As a Junior (2018-19): Transferred from the University of Oklahoma ... Sat out season in accordance with NCAA transfer rules.

As a Sophomore at Oklahoma (2017-18): Preseason All-Big 12 Team Honorable Mention

Played in 32 games, making eight starts ... Averaged 8.0 points per game in 18.5 minutes per game ... Shot 42.3 percent from field, 33.3 percent from 3-point range and 75.0 percent from free-throw line ... Averaged 8.1 points and shot 40.0 percent (20-50) from 3-point range in Big 12 play ... Had nine games of double-digit scoring, including two games with 20-plus points ... Shot 4-of-6 from the field to score nine points against Omaha (11/12) ... Sunk a pair of 3-pointers and scored eight points against USC (12/8) ... Led Oklahoma reserves with a then-season-high 13 points at Wichita State (12/16), making 3-of-6 attempts from behind the arc ... Produced a career-high-tying 22 points against TCU (12/30) ... Came off bench to shoot 3-of-3 from deep and score 13 points at Texas Tech (2/13) ... Tied his career high with 22 points at Kansas (2/19) ... Scored 18 points with 4-of-7 3-point shooting against Iowa State (3/2) ... Started and scored nine points in the NCAA Tournament Round of 64 against Rhode Island (3/15).

As a Freshman at Oklahoma (2016-17): All Big-12 Team Honorable Mention ... Big 12 All-Newcomer Team ... Big 12 Newcomer of the Week (3/5)

Played in all 31 games with 17 starts ... Averaged 10.9 points and 2.2 rebounds in 24.9 minutes ... Shot 43.0 percent from the field, 35.2 percent from 3-point range and 77.8 percent from the line ... During conference play, led the Sooners with 14.4 points (No. 12 in Big 12), 2.3 rebounds and 1.0 steal in 30.7 minutes per game ... Shot 30-of-79 (38.0 percent) from 3-point range in Big 12 games (No. 11 in Big 12) ... First Oklahoma freshman to earn All-Big 12 honors and All-Newcomer status since Tommy Mason-Griffin in 2009-10 ... Finished third in conference scoring among freshmen ... Had a double-figure scoring streak of 15 consecutive outings (Jan. 3-Feb. 21), the longest streak by a Sooner freshman since Jeff Webster (22) in 1990-91 and longest by any Big 12 freshman on the season ... Shot 4-of-4 from the field to score 11 points in first true road game at Wisconsin (12/3) ... Logged 20 points, shooting 5-of-9 from the field and 2-of-3 from 3-point range while making 8-of-9 foul shots, against Kansas State (1/7) ... Made his starting debut versus Kansas (1/10), scoring a team-best 13 points ... Notched 17 points at seventh-ranked West Virginia (1/18) ... Tallied 21 points at Texas (1/23) ... Posted 19 points against Iowa State (1/21) ... Recorded a career-high 22 points against Oklahoma State (1/30) ... Scored 14 points against Kansas (2/27) ... Tied a career best with 22 points versus TCU (3/4).

High School: Graduated from Sunrise Christian Academy (Kan.) ... Consensus four-star, top-55 recruit ... Ranked as the No. 46 prospect, including the No. 10 shooting guard, by ESPN ... Tabbed as the No. 47 overall player, including seventh among shooting guards, by 247Sports, which placed him No. 41 on its composite list ... Listed as the nation's No. 51 recruit by Rivals ... Attended Seven Lakes High School (Texas) the first three years of his high school tenure ... Averaging 22 points, five rebounds and three rebounds as a junior, winning district offensive player of the year honors and helping team reach the third round of the state playoffs ... Became the first player in his district to win MVP as a sophomore after leading Seven Lakes to a perfect 14-0 mark in district play ... NBA standout Buddy Hield and former Miami basketball player Raphael Akpjeiori also attended Sunrise Christian Academy.

Personal: Full name is Kameron Alexander McGusty ... Goes by Kam ... Born Sept. 9, 1997 ... Parents are Kerol McGusty and Julie Winn ... Father played basketball at Stephen F. Austin ... Mother is a talent acquisition manager ... Has a younger half-sister, Kylie, a younger stepsister, Jayden, and a younger stepbrother, Jackson ... Majoring in sport administration with a minor in sociology ... Favorite athlete is LeBron James because of his influence ... Chose Miami because of the opportunity to play and accomplish his goals ... Committed to Miami over Houston and Virginia Tech.

CAREER STATISTICS				Total			3-Point			Free Throws			Rebounds			Scoring											
Year	GP	GS	Min	Avg	FG	FGA	Pct	FG	FGA	Pct	FT	FTA	Pct	Off	Def	Tot	Avg	PF	FO	Ast	TO	Blk	Stl	Pts	Avg		
2016-17*	31	17	771	24.9	125	291	.430	38	108	.352	49	63	.778	12	55	67	2.2	41	0	27	48	8	24	337	10.9		
2017-18*	32	8	592	18.5	90	213	.423	34	102	.333	42	56	.750	12	50	62	1.9	34	0	11	26	1	11	256	8.0		
2018-19	DNP																										
2019-20	28	21	824	29.4	130	299	.435	38	116	.328	51	68	.750	13	98	111	4.0	35	0	44	64	5	19	349	12.5		
2020-21	17	15	554	32.6	77	177	.435	20	59	.339	39	46	.848	7	56	63	3.7	13	0	47	41	1	21	213	12.5		
TOTAL	108	61	2741	25.4	422	980	.431	130	385	.338	181	233	.777	44	259	303	2.8	123	0	129	179	15	75	1155	10.7		

* - at University of Oklahoma



RODNEY MILLER JR.

REDSHIRT SENIOR | CENTER | 7-0 | 250

#14

Laurelton, N.Y. | Oak Hill Academy (Va.)

- 10-Point Games: 10 (none in 2020-21)

- 10-Rebound Games: Two (none in 2020-21)

- Double-Doubles: One (none in 2020-21)

- Missed the final 30-plus minutes against FGCU (12/12/20) and the entire ensuing outing versus Pittsburgh (12/16/20), with a left groin injury - Returned against Jacksonville (12/19/20), but departed after 33 seconds of action due to a right knee injury that will keep him out for the remainder of the season

- When healthy, team co-captain's back-to-the-basket game is extremely fundamental, while his left and right jump hooks are both very difficult to guard

2020-21	P	R	A
North Florida	0	1	0
Stetson	2	0	0
Purdue	0	0	0
FGCU	0	1	0
Pittsburgh	-	-	-
Jacksonville	0	0	0
at Virginia Tech	-	-	-
Clemson	-	-	-
North Carolina	-	-	-
at NC State	-	-	-
Boston College	-	-	-
Louisville	-	-	-
at Syracuse	-	-	-
Notre Dame	-	-	-
at Florida State	-	-	-
at Wake Forest	-	-	-
Duke	-	-	-
Virginia Tech	-	-	-
at North Carolina	NOT PLAYED	-	-
at Notre Dame	-	-	-
Georgia Tech	-	-	-
Florida State	-	-	-
at Clemson	-	-	-
at Virginia	-	-	-
Boston College	-	-	-
vs. Pittsburgh	-	-	-

2019-20	P	R	A
Louisville	6	9	0
Florida Atlantic	12	5	2
at UCF	8	6	0
Quinnipiac	4	7	0
vs. Missouri State	8	8	0
vs. Florida	4	4	1
vs. UConn	10	1	0
at Illinois	2	2	2
Alabama A&M	6	3	1
vs. Temple	11	9	1
Coppin State	0	5	1
at Clemson	0	2	0
Duke	8	3	0
at Louisville	0	6	0
Pittsburgh	7	7	0
at NC State	16	7	0
Florida State	4	8	0
at Duke	13	13	0
at North Carolina	13	4	0
Virginia Tech	11	8	0
at Pittsburgh	16	4	1
NC State	5	3	0
at Florida State	-	-	-
Boston College	11	7	0
Wake Forest	8	10	1
at Virginia Tech	10	5	0
at Notre Dame	5	6	0
at Georgia Tech	8	4	2
Virginia	6	4	1
Syracuse	4	4	1
vs. Clemson	0	1	0

2017-18	P	R	A
Gardner-Webb	0	1	0
Navy	4	0	0
Florida A&M	2	1	0
vs. La Salle	0	0	0
North Florida	-	-	-
at Minnesota	-	-	-
vs. Princeton	2	0	0
Boston University	-	-	-
at George Washington	-	-	-
at Hawai'i	-	-	-
vs. New Mexico State	0	1	0
vs. Middle Tennessee	2	0	0
at Pittsburgh	0	0	0
at Georgia Tech	0	0	0
Florida State	-	-	-
at Clemson	-	-	-
Duke	-	-	-
at NC State	-	-	-
Louisville	-	-	-
at Florida State	-	-	-
Pittsburgh	-	-	-
at Virginia Tech	2	3	0
Wake Forest	1	0	0
at Boston College	0	0	0
Virginia	-	-	-
Syracuse	-	-	-
at Notre Dame	0	0	0
Boston College	-	-	-
at North Carolina	-	-	-
Virginia Tech	2	0	0
vs. North Carolina	3	1	0
vs. Loyola Chicago	-	-	-

2016-17	P	R	A
Western Carolina	5	2	0
at North Florida	4	3	0
Penn	2	0	0
vs. Stanford	-	-	-
vs. Iowa State	-	-	-
vs. Florida	0	0	0
Rutgers	0	0	0
vs. Wofford	-	-	-
South Carolina State	0	2	0
Florida Atlantic	0	0	0
George Washington	-	-	-
Columbia	-	-	-
NC State	0	0	0
at Syracuse	0	0	0
Notre Dame	0	0	0
at Wake Forest	1	0	0
at Duke	-	-	-
Boston College	-	-	-
North Carolina	-	-	-
Florida State	0	0	0
at NC State	-	-	-
Virginia Tech	-	-	-
at Louisville	0	0	0
Georgia Tech	-	-	-
Clemson	-	-	-
at Virginia	-	-	-
Duke	-	-	-
at Virginia Tech	-	-	-
at Florida State	-	-	-
vs. Syracuse	-	-	-
vs. North Carolina	2	1	0
vs. Michigan State	0	1	0

MILLER JR. CAREER / SEASON HIGHS

Points
Career: 16*, at Pittsburgh, 2/2/20
Season: 2, vs. Stetson, 12/4/20
ACC: 16*, at Pittsburgh, 2/2/20

Rebounds
Career: 13, at Duke, 1/21/20
Season: 1*, vs. FGCU, 12/12/20
ACC: 13, at Duke, 1/21/20

Assists
Career: 2*, at Georgia Tech, 2/29/20
Season: N/A
ACC: 2, at Georgia Tech, 2/29/20

Steals
Career: 4, at Georgia Tech, 2/29/20
Season: 2, vs. Stetson, 12/4/20
ACC: 4, at Georgia Tech, 2/29/20

Blocked Shots
Career: 2*, at Virginia Tech, 2/19/20
Season: 1, vs. Stetson, 12/4/20
ACC: 2*, at Virginia Tech, 2/19/20

Field Goals Made
Career: 6*, at Pittsburgh, 2/2/20
Season: N/A
ACC: 6*, at Pittsburgh, 2/2/20

Field Goal Attempts
Career: 10, Virginia Tech, 2/19/20
Season: 2, vs. FGCU, 12/12/20
ACC: 10, Virginia Tech, 2/19/20

3-Point Field Goals Made
Career: N/A
Season: N/A
ACC: N/A

3-Point Field Goal Attempts
Career: 1, Virginia Tech, 2/19/20
Season: N/A
ACC: 1, Virginia Tech, 2/19/20

Free Throws Made
Career: 5, at Duke, 1/21/20
Season: 2, vs. Stetson, 12/4/20
ACC: 5, at Duke, 1/21/20

Free Throw Attempts
Career: 6*, at Duke, 1/21/20
Season: 4, vs. Stetson, 12/4/20
ACC: 6, at Duke, 1/21/20

Minutes
Career: 36, vs. Pittsburgh, 1/12/20
Season: 10, vs. Stetson, 12/4/20
ACC: 36, vs. Pittsburgh, 1/12/20

* Recorded more than once with most recent listed

As a Redshirt Junior (2019-20): All-ACC Academic Team

Played in 30 of 31 games, missing one due to injury, and earned 28 starts ... Averaged 7.2 points and 5.5 rebounds, second on the team, over 24.1 minutes per game, while shooting a team-high 57.5 percent from the floor ... Tied for No. 15 in ACC-only offensive rebounding (2.0) and tied for No. 20 in ACC-only total rebounding (6.0) ... Registered the fifth-best single-season ACC-only field goal percentage (56.9) in program history ... Recorded two of the four-best single-game field goal marks (5-of-6) and tied for the second-most steals (four) in a game by a Hurricane ... Scored in double figures 10 times and grabbed seven-plus boards 11 times, including 10-plus twice with a high of 13, the second-most by a Hurricane all season ... Blocked multiple shots five times and played 30-plus minutes in eight outings ... Led Miami in scoring twice and in rebounding eight times ... Grabbed nine boards against fifth-ranked Louisville (11/5) in the season opener in his first collegiate start ... Totaled 12 points, his first double-digit performance, on 5-of-6 shooting in 32 minutes against Florida Atlantic (11/8) ... Notched eight points and eight boards versus Missouri State (11/21) in the Charleston Classic ... Scored 10 points against UConn (11/24), also in the Charleston Classic ... In a return to New York, posted 11 points and nine rebounds versus Temple (12/17) at the Barclays Center ... Scored a career-high 16 points at NC State (1/15), shooting 6-of-8 from the floor and 4-of-5 at the line, while adding seven boards ... Logged his first-career double-double with 13 points and a career-best 13 rebounds at eighth-ranked Duke (1/21) ... Notched 13 points on 6-of-8 shooting at North Carolina (1/25) ... Posted 11 points on 5-of-6 shooting, adding eight rebounds, against Virginia Tech (1/28) ... Recorded a fourth consecutive double-digit scoring total with a career-high-tying 16 points at Pittsburgh (2/2), finishing 6-of-9 from the floor and 4-of-4 at the stripe in 33 minutes ... Did not play at eighth-ranked Florida State (2/8) due to a left ankle injury sustained against NC State (2/5) ... Scored 11 points, made all four of his field goals and grabbed seven boards against Boston College (2/12) ... Compiled eight points and 10 rebounds against Wake Forest (2/15) ... Put up 10 points in a career-high 35 minutes in the triple-overtime win at Virginia Tech (2/19), his seventh double-digit scoring total in a 10-outing stretch during which he averaged 10.7 points per game.

As a Junior (2018-19): Redshirted and did not compete.

As a Sophomore (2017-18): Played in 15 games off bench, including seven in ACC play ... Averaged 1.1 points and 0.5 rebounds per game ... Scored four points in five minutes of action against Navy (11/12) ... Played season-high six minutes against Middle Tennessee (12/25) ... Scored two points and matched career high with three rebounds at Virginia Tech (2/3) ... Recorded three points in five minutes of action in ACC tournament against North Carolina (3/8).

As a Freshman (2016-17): Played 15 games ... Averaged 0.9 points, 0.6 rebounds, 0.1 blocks in 3.8 minutes per game ... Totaled 14 points, nine rebounds and one block in 57 minutes ... Hit 45.5 percent (5-of-11) from the field, and 44.4 percent (4-of-9) at the line ... Season highs: 5 points vs. Western Carolina (11/11); 3 rebounds at North Florida (11/16); 1 blocked shot vs. NC State (12/31); 11 minutes at North Florida (11/16) ... Played in six ACC games ... In ACC play, totaled one point in 10 minutes.


High School: Consensus four-star recruit, ranked No. 90 overall by Scout and No. 96 by 247Sports ... As a center, tabbed No. 15 by ESPN and No. 17 by Scout ... Has a 7-foot-1-inch wingspan ... In 2014 participated in the Nike Elite 100 ... Played AAU ball for the NY Lightning ... Played freshman season at St. Benedict's (N.J.) ... On Oak Hill's Honor Court, a leadership committee where student members are chosen by the administration for their citizenship and sound ethical and moral judgment.

Personal: Born Dec. 29, 1996 ... Parents are Rodney Sr., and Maria ... Has a sister, Sasha ... Enrolled in Miami's sport administration master's program ... Earned a bachelor's degree from Miami in 2020 after majoring in sport administration with a minor in sociology ... Started playing basketball at age 11 and first dunk was at age 12, in the Rucker League ... While attending Eaglebrook School (Mass.) in seventh and eighth grade, also competed in middle school baseball and water polo.

Year	CAREER STATISTICS			Total			3-Point			Free Throws			Rebounds			Scoring											
	GP	GS	Min	Avg	FG	FGA	Pct	FG	FGA	Pct	FT	FTA	Pct	Off	Def	Tot	Avg	PF	FO	Ast	TO	Blk	Stl	Pts	Avg		
2016-17	15	0	57	3.8	5	11	.455	0	0	.000	4	9	.444	4	5	9	0.6	6	0	0	1	1	0	14	0.9		
2017-18	15	0	52	3.5	8	14	.571	0	0	.000	2	12	.167	3	4	7	0.5	7	0	0	3	1	0	18	1.2		
2018-19	DNP																										
2019-20	30	28	723	24.1	92	160	.575	0	1	.000	32	53	.604	57	108	165	5.5	68	0	14	21	22	19	216	7.2		
2020-21	5	0	23	4.6	0	2	.000	0	0	.000	2	4	.500	2	0	2	0.4	4	0	0	2	1	2	2	0.4		
TOTAL	65	28	855	13.2	105	187	.561	0	1	.000	40	78	.513	66	117	183	2.8	85	0	14	27	25	21	250	3.8		



#4



ELIJAH OLANIYI

SENIOR | GUARD | 6-5 | 205

Newark, N.J. | Stony Brook | East Side

- 20-Point Games: 19 (one in 2020-21)

- 10-Point Games: 71 (12 in 2020-21)

- 10-Rebound Games: Eight (one in 2020-21)

- Five-Assist Games: Two (none in 2020-21)

- Double-Doubles: Eight (one in 2020-21)

- Very good athlete and scorer who is adept at both driving to the basket with the ball and cutting without the ball

- Hard worker defensively who will make a nice contribution this season after receiving a waiver at an opportune time with the Hurricanes facing so many injuries

- Wore No. 3 during his full career at Stony Brook

- After sitting out the first four games of the season, ruled eligible on 12/16/20 when the NCAA approved a blanket waiver request for four-year transfers serving a year of residence and then, one hour after the announcement, started the Hurricanes' ACC opener against Pittsburgh, playing 37 minutes

- Wears his mother, Ruth's, maiden name, "Abidoye," on the back of his jersey to honor her, as she passed away in 2017, after his senior year of high school (*pronounced Ahh-Bee-DOY-Aay*)

- In his first game against a top-20 foe at Miami, logged season highs in points (15), rebounds (10) and made field goals (six) in the win over No. 16/18 Louisville (1/16/21) to register his first double-double as a Hurricane

- Did not play in Miami's games at No. 16 Florida State (1/27/21) and Wake Forest (1/30/21) due to a left shoulder injury

- In his return to action versus Duke (2/1/21), scored a season-best and co-game-high 21 points on 8-of-10 shooting, including a 3-of-5 clip from 3-point range, to set season bests in makes in both categories, as well as paced all players with three steals and co-led all players with seven rebounds, helping Miami defeat the Blue Devils

- Scored 19 points in a career-high-tying 41 minutes against No. 16 Virginia Tech (2/6/21), shooting 6-of-11 from the floor and 5-of-6 at the line, with both free-throw marks season bests

- Totaled 18 points and seven rebounds versus Georgia Tech (2/20/21), finishing 6-of-9 from the field and 2-of-4 from deep

As a Junior at Stony Brook (2019-20): First Team All-NABC District I ... First Team All-America East ... Three-time America East Player of the Week (1/13, 12/30, 12/9)

Appeared in 28 games, missing five due to injury, and earned 26 starts ... Averaged team-highs in points (18.0), rebounds (6.5) and assists (2.1) per game ... Also ranked first in made field goals (172), made free throws (107), free-throw attempts (151) and 3-point percentage (36.1) ... Placed second in steals (1.6) and minutes (32.6) per contest ... Finished fifth in America East in scoring, sixth in steals, eighth in field-goal percentage (43.5), eighth in free-throw percentage (70.9), ninth in made 3-pointers per game (1.9) and No. 11 in rebounding ... In conference-only action, ranked second in steals (2.0), fifth in rebounding (7.1), sixth in scoring (17.5) and eighth in free-throw percentage (72.3) ... One of three players in the league with multiple 30-point games ... Fourth Stony Brook player to earn first team all-district accolades ... The 27th 1,000-point scorer in program history, finishing No. 18, and 10th in its Division I era ... Registered five double-doubles, including four in a row ... Scored in double figures 25 times, notching 16-plus in 20 games and 20-plus in 15 outings, including five in a row ... Totaled at least 25 points four times and at least 30 twice, the latter mark tying a program single-season record ... Grabbed five-plus rebounds 21 times with eight-plus nine times and double figures five times, including logging 11 in four consecutive games ... Recorded at least three assists in 10 outings, at least three steals in five contests and over 30 minutes in 23 affairs, with 35-plus 13 times ... Opened the season with a 19-point showing in 38 minutes against Yale (11/5) ... Tallied 14 points and six boards at No. 12/13 Seton Hall (11/9) ... Scored 21 points in just 20 minutes versus Farmingdale State (11/11) ... Notched 19 points and six boards at Texas A&M-Corpus Christi (11/15) ... Posted 20 points on 6-of-9 shooting to go along with six rebounds and three assists versus UTRGV (11/16) ... Logged 20 points and eight boards against North Dakota State (11/17), finishing 5-of-5 at the line ... Scored 18 points and went 6-of-7 from the line at Wagner (11/23) ... Amassed 20 points and nine rebounds at Delaware (11/27) ... Scored 16 points versus Manhattan (12/2) ... In his 10th straight game with at least 14 points, dropped a then-career-high 30 against Brown (12/7), finishing 11-of-15 from the floor, tying a career-best in makes, and 6-of-8 from deep, while adding seven boards ... At Providence (12/14), recorded 25 points, nine rebounds, three assists and four steals, shooting 9-of-15 overall, 3-of-5 on 3-pointers and 4-of-4 at the stripe in 38 minutes ... Tallied 11 points and seven boards at the reigning national champion, No. 9/7 Virginia (12/18) ... Registered 21 points, including the tiebreaking layup with 1:24 left, and six boards at American (12/21) ... Compiled 20 points, seven rebounds and a career-high seven assists against Norfolk State (12/29) and went 8-of-10 on free throws in 35 minutes ... Set or tied then-career-highs in points (28), rebounds (11), made free throws (eight), free-throw attempts (14) and field-goal attempts (21) at Vermont (1/8), adding four assists in 39 minutes ... Scored 22 points on 7-of-11 shooting to go along with 11 rebounds against New Hampshire (1/11) ... Posted 22 points

2020-21				
Opposition	P	R	A	
North Florida	-	-	-	
Stetson	-	-	-	
Purdue	-	-	-	
FGCU	-	-	-	
Pittsburgh	7	2	3	
Jacksonville	4	0	0	
at Virginia Tech	11	3	2	
Clemson	10	4	2	
North Carolina	11	3	0	
at NC State	7	2	0	
at Boston College	14	6	0	
Louisville	15	10	3	
at Syracuse	4	5	1	
Notre Dame	10	5	0	
at Florida State	-	-	-	
at Wake Forest	-	-	-	
Duke	21	7	0	
Virginia Tech	19	4	1	
at North Carolina	NOT PLAYED			
at Notre Dame	11	7	0	
Georgia Tech	18	7	1	
Florida State	11	4	1	
at Clemson	8	9	0	
at Virginia	12	6	0	
Boston College	6	8	1	
vs. Pittsburgh	-	-	-	

2019-20				
Opposition	P	R	A	
Yale	19	5	1	
at Seton Hall	14	6	1	
Farmingdale State	21	3	0	
at Texas A&M-CC	19	6	2	
vs. UTRGV	20	6	3	
vs. North Dakota State	20	8	2	
at Wagner	18	3	4	
at Delaware	20	9	0	
Manhattan	16	3	1	
Brown	30	7	1	
at Hofstra	8	4	3	
at Providence	25	9	3	
at Virginia	11	7	2	
at American	21	6	1	
Norfolk State	20	7	7	
at Maine	11	4	4	
at Vermont	28	11	4	
New Hampshire	22	11	2	
at Hartford	22	11	1	
Albany	20	11	2	
Binghamton	20	6	3	
at UMass Lowell	13	7	3	
UMBC	21	5	1	
UMass Lowell	33	10	1	
at New Hampshire	0	1	1	
at Binghamton	-	-	-	
Vermont	-	-	-	
Maine	-	-	-	
Hartford	-	-	-	
at Albany	-	-	-	
at UMass Lowell	2	1	2	
Albany	11	5	3	
Hartford	19	9	0	

2018-19				
Opposition	P	R	A	
at George Washington	18	10	3	
at South Carolina	16	9	1	
vs. Holy Cross	19	0	0	
vs. Norfolk State	14	8	3	
Molloy	9	8	4	
at Rhode Island	-	-	-	
at Norfolk State	-	-	-	
Quinnipiac	13	4	2	
at Manhattan	3	6	2	
Brown	2	1	1	
LIU Brooklyn	14	5	3	
Delaware	12	5	3	
Hofstra	8	4	5	
at Quinnipiac	9	3	0	
at Northern Iowa	12	5	2	
at UMass Lowell	11	6	1	
Binghamton	12	6	1	
New Hampshire	15	6	0	
at Maine	14	3	1	
at Albany	5	4	1	
Vermont	6	6	1	
at UMass Lowell	4	4	0	
Hartford	28	7	2	
at Binghamton	17	6	2	
UMass Lowell	15	8	2	
at New Hampshire	4	7	1	
Albany	9	8	3	
Maine	16	8	1	
UMBC	15	6	3	
at Vermont	11	9	0	
at Hartford	11	7	0	
Binghamton	27	9	2	
at USF	13	5	1	

2017-18				
Opposition	P	R	A	
vs. Maryland	3	2	1	
at UConn	7	1	0	
at Ball State	2	3	1	
at Michigan State	16	4	0	
Brown	11	4	0	
Bucknell	14	3	2	
Shawnee State	16	4	2	
St. Francis (PA)	13	1	1	
at LIU	0	2	0	
at Columbia	8	9	1	
Hofstra	16	6	1	
at Providence	2	5	0	
at Rutgers	9	5	0	
Norfolk State	0	5	0	
Maine	3	2	0	
at Hartford	2	3	1	
at Albany	2	3	0	
at Vermont	6	4	0	
Binghamton	4	4	0	
at New Hampshire	2	1	0	
at UMass Lowell	16	5	1	
Albany	2	2	0	
UMBC	2	2	2	
Hartford	10	10	3	
UMass Lowell	9	6	1	
at Maine	11	6	0	
at Binghamton	5	3	0	
New Hampshire	9	4	1	
at UMass Lowell	13	4	0	
Vermont	11	2	0	
at Albany	12	4	2	
at Vermont	13	4	1	

OLANIYI CAREER / SEASON HIGHS

(Includes three years at Stony Brook University)

Points

Career: 33, vs. UMass Lowell, 2/5/20

Season: 21, vs. Duke, 2/1/21

ACC: 21, vs. Duke, 2/1/21

Rebounds

Career: 11*, vs. Albany, 1/18/20

Season: 10, vs. Louisville, 1/16/21

ACC: 10, vs. Louisville, 1/16/21

Assists

Career: 7, vs. Norfolk State, 12/29/19

Season: 3*, vs. Louisville, 1/16/21

ACC: 3*, vs. Louisville, 1/16/21

Steals

Career: 5, at UMass Lowell, 1/29/20

Season: 4, vs. Notre Dame, 1/24/21

ACC: 4, vs. Notre Dame, 1/24/21

Blocked Shots

Career: 2*, at Virginia, 3/1/21

Season: 2, at Virginia, 3/1/21

ACC: 2, at Virginia, 3/1/21

Field Goals Made

Career: 11, vs. UMass Lowell, 2/5/20

Season: 8, vs. Duke, 2/1/21

ACC: 8, vs. Duke, 2/1/21

Field Goal Attempts

Career: 21, at Vermont, 1/8/20

Season: 17, vs. Florida State, 2/24/21

ACC: 17, vs. Florida State, 2/24/21

3-Point Field Goals Made

Career: 6, vs. Brown, 12/7/19

Season: 3, vs. Duke, 2/1/21

ACC: 3, vs. Duke, 2/1/21

3-Point Field Goal Attempts

Career: 9, at Vermont, 1/8/20

Season: 7, vs. Pittsburgh, 12/16/20

ACC: 7, vs. Pittsburgh, 12/16/20

Free Throws Made

Career: 10, at Hartford, 1/5/20

Season: 5, vs. Virginia Tech, 2/6/21

ACC: 5, vs. Virginia Tech, 2/6/21

Free Throw Attempts

Career: 14, at Vermont, 1/8/20

Season: 8, vs. Georgia Tech, 2/20/21

ACC: 8, vs. Georgia Tech, 2/20/21

Minutes

Career: 41*, vs. Virginia Tech, 2/6/21

Season: 41, vs. Virginia Tech, 2/6/21

ACC: 41, vs. Virginia Tech, 2/6/21

* Recorded more than once with most recent listed



ELIJAH OLANIYI

#4

and 11 boards at Hartford (1/15), finishing 10-of-12 from the line to set a career high in makes ... Recorded 20 points on 9-of-14 shooting, 11 rebounds and three steals in 38 minutes against Albany (1/18), his fourth straight game with a 20-point double-double and a career-best 11 boards ... Notched 20 points, six rebounds and three assists in 35 minutes against Binghamton (1/22), capping a five-game 20-point streak ... Amassed 21 points and five boards versus UMBC (2/1), hitting all seven of his free throws in 35 minutes ... Scored a career-high 33 points against UMass Lowell (2/5), shooting 11-of-20 from the field, 3-of-4 on 3-pointers and 8-of-10 at the line, while adding 10 boards to notch a double-double ... Played just 12 minutes at New Hampshire (2/8) and then missed the next five games due to an ankle injury ... Posted 11 points, five rebounds, three assists and three steals versus Albany (3/7) in the conference quarterfinals ... Totaled 19 points and nine boards against Hartford (3/10) in the America East semifinals to end the year.

As a Sophomore at Stony Brook (2018-19): *Third Team All-America East*

Appeared in 31 of 33 games, logging 30 starts ... Averaged 12.3 points, 5.9 rebounds and 1.7 assists in 31.1 minutes per outing ... Ranked second on the team in points, rebounds, assists, made field goals (131), made free throws (91) and free-throw attempts (129) ... Placed eighth in America East in free-throw percentage (70.5), No. 10 in rebounding, No. 11 in field-goal percentage (42.5) and No. 18 in scoring ... In league-only play, finished sixth in field-goal percentage (47.9), ninth in rebounding (6.3) and No. 16 in scoring (12.1) ... Scored double-digit points 21 times, notching at least 15 in 10 appearances and surpassing 25 twice ... Grabbed five-plus boards in 23 outings, including each of his last 11, with at least eight on nine occasions ... Posted three-plus assists nine times and reached 30 minutes in 20 appearances, with 35-plus in eight ... Recorded his lone double-double of the year in the season opener, finishing with 18 points, including 15 after halftime, and 10 boards in an overtime win at George Washington (11/6), adding three assists in 40 minutes, one shy of a career high ... Logged 16 points and nine rebounds in a win at South Carolina (11/9), finishing 8-of-10 at the line ... In the Hall of Fame Tip-Off, scored 19 points against Holy Cross (11/16), then totaled 14 points and eight rebounds versus Norfolk State (11/17), posting a 6-of-7 clip at the line ... Scored 13 points against Quinnipiac (12/1) ... Registered 14 points, five boards and three assists versus LIU (12/12) ... Notched 12 points, five rebounds and three assists against Delaware (12/16) ... Dished out a season-best five assists against Hofstra (12/19) ... Put up 12 points and five rebounds in a victory at Northern Iowa (12/29) ... Posted 11 points and six boards at UMass Lowell (1/5) ... Recorded 12 points and six rebounds against Binghamton (1/9) ... Amassed 15 points and six boards versus New Hampshire (1/12) ... Scored 14 points at Maine (1/19) ... Dropped a season-high 28 points, including 20 before halftime, against Hartford (2/2), finishing 11-of-16 from the floor, good for a career-high in makes, and 4-of-9 from deep, while adding seven boards and four assists in 35 minutes ... Compiled 17 points and six rebounds at Binghamton (2/6) ... Posted 15 points and eight boards against UMass Lowell (2/9), shooting 6-of-7 from the floor in 37 minutes ... Totaled 16 points and eight rebounds against Maine (2/23), shooting 5-of-6 from the field and hitting both his 3-pointers ... Notched 15 points, six rebounds and three assists against UMBC (2/27), finishing 6-of-7 at the stripe in 38 minutes ... Logged 11 points and nine boards at Vermont (3/2) ... Recorded 11 points and seven rebounds at Hartford (3/5) to end the regular season ... Amassed 27 points and nine rebounds in 36 minutes against Binghamton (3/9) in the America East quarterfinals, tying a season high in made free throws (eight) and setting a top mark in attempts (12) ... Posted 13 points and five rebounds at USF (3/20) in the opening round of the CBI to conclude the season.

As a Freshman at Stony Brook (2017-18): *America East Rookie of the Year ... America East All-Rookie Team ... Four-time America East Rookie of the Week (2/26, 2/12, 12/4, 11/27)*


One of five Seawolves to play in all 32 games ... Started eight of the final nine outings ... Averaged 7.8 points, 3.8 rebounds and 1.0 steal in 22.3 minutes per game, while shooting 45.7 percent from the floor ... Placed second on the team in field-goal percentage and field goals made (96), as well as third in steals ... Ranked fourth in both scoring, rebounding and minutes ... Compiled double-digit points in 13 appearances, eclipsing 15 in three of them, as well as five-plus rebounds in nine outings and three steals on four occasions, while playing 30-plus minutes seven times ... Posted one double-double ... Amassed 13 double-digit point totals, eclipsing 15 three times, and nine five-rebound outings ... Recorded three steals in three outings and played 30-plus minutes on seven occasions ... Logged three points and three steals against Maryland (11/10) in his collegiate debut ... Registered seven points at UConn (11/14) in his first road outing ... Scored a season-high 16 points on 6-of-10 shooting, including a 3-of-4 clip from deep, at second-ranked Michigan State (11/19) in the fourth game of his career ... Posted 11 points versus Brown (11/22) ... Tallied 14 points on 6-of-7 shooting against Bucknell (11/26) ... Recorded a season-high-tying 16 points on 6-of-9 shooting versus Shawnee State (11/29), adding three steals ... Notched 13 points against St. Francis (PA) (12/2), his fifth straight double-digit outing ... Registered eight points and nine rebounds at Columbia (12/7) ... Finished with 16 points and six rebounds against Hofstra (12/12), shooting 5-of-8 from the field, 2-of-4 on 3-pointers and 4-of-4 at the line in 30 minutes ... Logged a co-season-best 16 points on 7-of-11 shooting at UMass Lowell (1/24), adding five boards in 36 minutes ... In his first collegiate start, set season highs in rebounds (10), assists (three) and minutes (39) against Hartford (2/3), as well as tied a season-best with three steals and scored 10 points to tally his first double-double ... Posted 11 points, six rebounds, three steals, a season-high two blocks and a 3-of-5 clip from deep in 33 minutes at Maine (2/11) ... Scored 13 points on 5-of-7 shooting in 31 minutes at UMBC (2/21) ... Recorded 11 points against Vermont (2/24) in the regular season finale ... Scored 12 points in 32 minutes at Albany (3/3) in the conference quarterfinals ... Totaled 13 points at Vermont (3/6) in the league semifinals to cap the season.

High School: Graduated from East Side in Newark, N.J. ... Labeled the No. 11 recruit in New Jersey by ESPN ... Averaged 10.7 points and 6.8 rebounds per game in his four-year high school career, totaling 928 and 588, respectively ... As a senior, tallied nearly 15.0 points per game ... Aided his team to a state title as a sophomore (2015) and to county championships as both a senior (2017) and freshman (2014) ... Attended Great Oaks Charter School for the first semester of his freshman year ... Played AAU ball for the NJ Roadrunners, who produced players such as Kyrie Irving, Al Harrington and Randy Foye, the latter of whom also went to East Side.

Personal: Full name is Elijah Olaniyi ... Last name is pronounced Oh-LAH-Nee-Yee ... Born Jan. 11, 1999 in Brooklyn, N.Y. ... Goes by "E" ... Parents are Festus and Ruth Olaniyi ... Father, who works in construction, immigrated to the U.S. from Nigeria over 30 years ago and mother followed several years after ... Fourth of seven children and the first one born in the U.S. ... Has two older brothers, Noah and Samson, and one older sister, Esther ... Has two younger brothers, Gabriel and David, and one younger sister, Hannah ... Family moved from Brooklyn to New Jersey when he was three or four years old ... Majoring in sociology with a minor in Africana studies ... Favorite athlete is Kobe Bryant because of his approach to both life and basketball ... Best sports memory is getting his first scholarship offer ... Committed to Miami over Arkansas, DePaul, Minnesota, Nevada, Western Kentucky and Xavier ... Chose Miami because of its combination of high-level academics and basketball.

CAREER STATISTICS	Total			3-Point			Free Throws			Rebounds			Scoring												
	Year	GP	GS	Min	Avg	FG	FGA	Pct	3F	FGA	Pct	FT	FTA	Pct	Off	Def	Tot	Avg	PF	FO	Ast	TO	Blk	Stl	Pts
2017-18*	32	8	713	22.3	96	211	.455	26	83	.313	31	58	.534	39	84	123	3.8	62	0	21	48	4	32	249	7.8
2018-19*	31	30	965	31.1	131	308	.425	29	91	.319	91	129	.705	58	125	183	5.9	63	1	53	76	11	26	382	12.3
2019-20*	28	26	913	32.6	172	395	.435	53	147	.361	107	151	.709	34	147	181	6.5	57	2	58	89	9	44	504	18.0
2020-21	18	15	588	32.7	73	174	.420	18	70	.257	35	51	.686	24	68	92	5.1	37	0	15	32	7	19	199	11.1
TOTAL	109	79	3179	29.2	472	1088	.434	126	391	.322	264	389	.679	155	424	579	5.3	219	3	147	245	31	121	1334	12.2

* - at Stony Brook University



EARL TIMBERLAKE

FRESHMAN | GUARD | 6-6 | 215

#13

Washington, D.C. | DeMatha Catholic (Md.)

- 10-Point Games: Five (all in 2020-21)
- Five-Assist Games: Two (all in 2020-21)
- Plays hard every possession and among the toughest competitors Jim Larrañaga has coached in 10 years at Miami
- Multi-dimensional player with a similar size and skill profile of recent Miami standouts such as Bruce Brown Jr., Davon Reed, Durand Scott and Lonnie Walker IV
- Uniform number (13) is one of only two in program history, along with No. 33, to produce four 1,000-point scorers: Guillermo Diaz, Dick Hickox, Rick Jones and Gene Stage
- Uniform number (13) is one of only two in program history, along with No. 33, to produce three UM Sports Hall of Fame members: Hickox, Stage and Abe Friedman
- Missed the first five games of the season due to a right ankle injury sustained in preseason practice
- In his first collegiate start, stuffed the stat sheet against North Carolina (1/5/21), logging a team-high 12 points, five rebounds, game-high five assists, game-high five steals and co-team high two blocks, becoming the first Hurricane under Jim Larrañaga to record five assists/rebounds/steals in a game
- Against the Tar Heels, became the first Miami player with five steals in a game since Chris Lykes on 12/17/19 against Temple in Brooklyn, N.Y., and the first Hurricane freshman with at least five in a contest since Shane Larkin on 1/10/12 at third-ranked North Carolina
- Outing versus North Carolina made him the third Hurricane—first in ACC play—in Jim Larrañaga’s tenure to register a 4x5 game, joining Reggie Johnson (15p/9r/5a/5b on 12/17/11 vs. Florida Atlantic) and Tonye Jekiri (13p/8r/8a/5b on 11/28/14 vs. South Alabama)
- In addition, became the first ACC player to tally five rebounds/assists/steals in a game since Notre Dame’s Rex Pflueger on 11/21/19 versus Toledo and first to do so in ACC play since Duke’s Cam Reddish on 1/26/19 against Georgia Tech, as well as the first ACC player to notch a stat line of at least 7p/5r/5a/5s/2b since Florida State’s Chris Singleton on 11/14/10 versus UNC Greensboro
- The first of five players to record 10p/5r/5a/5s for or against a Power Five team during the 2020-21 season, through 3/6/21, joining South Carolina’s AJ Lawson (1/16/21 at LSU), Rutgers’ Geo Baker (1/28/21 vs. Michigan State), Georgia Tech’s Jose Alvarado (2/6/21 vs. Notre Dame) and Arkansas’ JD Notae (3/2/21 at South Carolina)
- Did not play in Miami’s game against No. 16/18 Louisville (1/16/21) due to a left arm injury
- Announced on 1/24/21 as out indefinitely due to a lingering left shoulder injury and then, on 2/14/21, ruled out for the remainder of the season

Opposition	2020-21			
	P	R	A	
North Florida	-	-	-	-
Stetson	-	-	-	-
Purdue	-	-	-	-
FGCU	-	-	-	-
Pittsburgh	-	-	-	-
Jacksonville	12	5	2	
at Virginia Tech	1	4	5	
Clemson	11	8	1	
North Carolina	12	5	5	
at NC State	13	4	1	
at Boston College	12	8	2	
Louisville	-	-	-	-
at Syracuse	4	1	1	
Notre Dame	-	-	-	-
at Florida State	-	-	-	-
at Wake Forest	-	-	-	-
Duke	-	-	-	-
Virginia Tech	-	-	-	-
at North Carolina	NOT PLAYED	-	-	-
at Notre Dame	-	-	-	-
Georgia Tech	-	-	-	-
Florida State	-	-	-	-
at Clemson	-	-	-	-
at Virginia	-	-	-	-
Boston College	-	-	-	-
vs. Pittsburgh	-	-	-	-

TIMBERLAKE CAREER / SEASON HIGHS

Points
Career: 13, at NC State, 1/9/21
Season: 13, at NC State, 1/9/21
ACC: 13, at NC State, 1/9/21
Rebounds
Career: 8*, at Boston College, 1/12/21
Season: 8*, at Boston College, 1/12/21
ACC: 8*, at Boston College, 1/12/21
Assists
Career: 5*, vs. North Carolina, 1/5/21
Season: 5*, vs. North Carolina, 1/5/21
ACC: 5*, vs. North Carolina, 1/5/21
Steals
Career: 5, vs. North Carolina, 1/5/21
Season: 5, vs. North Carolina, 1/5/21
ACC: 5, vs. North Carolina, 1/5/21
Blocked Shots
Career: 2*, vs. North Carolina, 1/5/21
Season: 2*, vs. North Carolina, 1/5/21
ACC: 2*, vs. North Carolina, 1/5/21
Field Goals Made
Career: 5*, at Boston College, 1/12/21
Season: 5*, at Boston College, 1/12/21
ACC: 5*, at Boston College, 1/12/21
Field Goal Attempts
Career: 13, vs. North Carolina, 1/5/21
Season: 13, vs. North Carolina, 1/5/21
ACC: 13, vs. North Carolina, 1/5/21
3-Point Field Goals Made
Career: 1*, vs. Clemson, 1/2/21
Season: 1*, vs. Clemson, 1/2/21
ACC: 1, vs. Clemson, 1/2/21
3-Point Field Goal Attempts
Career: 3, vs. North Carolina, 1/5/21
Season: 3, vs. North Carolina, 1/5/21
ACC: 3, vs. North Carolina, 1/5/21
Free Throws Made
Career: 6, vs. North Carolina, 1/5/21
Season: 6, vs. North Carolina, 1/5/21
ACC: 6, vs. North Carolina, 1/5/21
Free Throw Attempts
Career: 7, vs. North Carolina, 1/5/21
Season: 7, vs. North Carolina, 1/5/21
ACC: 7, vs. North Carolina, 1/5/21
Minutes
Career: 37, vs. North Carolina, 1/5/21
Season: 37, vs. North Carolina, 1/5/21
ACC: 37, vs. North Carolina, 1/5/21

* Recorded more than once with most recent listed

High School: Graduated from DeMatha Catholic (Md.) ... Consensus four-star, top-40 recruit ... Labeled as the best player in Maryland by all three major outlets ... Named the No. 32 player in the nation—one spot outside five-star status—and seventh-best small forward by Rivals ... Tabbed No. 36 overall and seventh among shooting guards by 247Sports, as well as No. 35 in the 247Sports Composite ranking and No. 37 nationally by ESPN ... Averaged 16.5 points, 10.0 rebounds and 4.0 assists per game as a senior, helping DeMatha to a 30-3 record ... Tallied 19 points and eight rebounds in the WCAC league title game to help the Stags to their 41st such crown ... McDonald’s All-American Game nominee ... Earned both First Team All-WCAC and *The Washington Post* First Team All-Met honors, as well as MaxPreps All-America Honorable Mention and Jersey Mike’s Naismith All-America Honorable Mention ... *WaPo* Second Team All-Met as a junior ... Averaged 13.2 points and 8.9 rebounds as a sophomore, garnering *WaPo* Fourth Team All-Met and MaxPreps Sophomore All-America Team Honorable Mention distinctions ... Attended Rock Christian Academy (Md.) as a freshman ... Voted a member of the WCAC All-Decade Team ... Honor roll student ... On the Nike EYBL circuit, averaged 18.3 points on 46.4 percent shooting across 18 outings for Team Durant in 2019, adding 9.6 rebounds and 2.4 assists per game ... Tallied double-digit points in 17 of 18 appearances, notched 20-plus on eight occasions and recorded nine double-doubles ... Former DeMatha basketball standouts include Adrian Dantley, Danny Ferry, Markelle Fultz, Victor Oladipo and several other NBA players.

Personal: Full name is Earl Anthony Timberlake Jr. ... Nickname is “Easy” ... Born Nov. 4, 2000 ... Parents are Earl Timberlake Sr., and Taundaleah Stewart ... Has two younger sisters, Christiana and Brooklyn ... Majoring in sport administration ... Favorite athletes are Jimmy Butler and James Harden ... Best sports memory is hitting the go-ahead shot to help DeMatha win the WCAC title both as a sophomore and a senior ... Pregame superstitions include writing the names on his shoes of family and friends who have passed away and calling his grandmother, Juanita Walker, who prays for him ... Chose Miami because it was the best fit for him and, on his visit, he loved both the coaching staff and the beautiful campus ... Committed to Miami over Alabama, North Carolina, Pittsburgh, Providence, Seton Hall and South Carolina.

Year	CAREER STATISTICS				Total			3-Point			Free Throws			Rebounds				Scoring							
	GP	GS	Min	Avg	FG	FGA	Pct	FG	FGA	Pct	FT	FTA	Pct	Off	Def	Tot	Avg	PF	FO	Ast	TO	Blk	Stl	Pts	Avg
2020-21	7	3	191	27.3	22	49	.449	2	7	.286	19	27	.704	11	24	35	5.0	21	0	17	23	4	12	65	9.3
TOTAL	7	3	191	27.3	22	49	.449	2	7	.286	19	27	.704	11	24	35	5.0	21	0	17	23	4	12	65	9.3



SAM WAARDENBURG

REDSHIRT SENIOR | FORWARD | 6-10 | 225

#21

Auckland, New Zealand | Rangitoto College

- 10-Point Games: 12 (five in 2019-20)
- 10-Rebound Games: Five (all in 2019-20)
- Double-Doubles: One (in 2019-20)
- Will miss the entire 2020-21 season due to a left foot injury sustained in practice in late October
- Miami's most experienced frontcourt player, as well as its best returning frontcourt defender and rebounder
- Team co-captain is a quality 3-point shooter who can also drive to the rim and finish strong
- One of two players from New Zealand in a high-major league (ACC, Big 12, BIG EAST, Big Ten, Pac-12 and SEC), along with TCU walk-on Harrison Young (Auckland)

As a Redshirt Junior (2019-20): Played in 30 of 31 games, missing one due to injury, and earned 24 starts, including in each of the first 23 contests ... Averaged 5.9 points, a team-high 6.0 rebounds and a team-best 1.1 blocks in 28.3 minutes per game ... Placed No. 12 in the ACC in blocked shots per game and No. 11 in league-only play, also with 1.1 per contest ... Tied for No. 10 on Miami's ACC-only single-season blocks list (20) ... Moved into the top 10 on the Hurricanes' ACC-only career blocks list (33) ... Scored in double figures five times, registered multiple blocked shots in nine appearances and played at least 30 minutes 10 times, including 40-plus thrice ... Grabbed seven-plus rebounds 11 times, including reaching double figures in five appearances to lead the team ... Paced Miami in rebounding in a team-best 13 outings, including doing so 10 times in the first 17 games ... Put up nine points and a career-high 11 rebounds versus Florida

Atlantic (11/8) ... Notched 12 points on 4-of-7 shooting to go along with eight rebounds in 34 minutes in the win at Illinois (12/2) ... Tallied 11 points and nine boards against Alabama A&M (12/14) ... Set a career high with three blocked shots in 35 minutes in the victory over Temple (12/17) at the Barclays Center ... Registered his first double-double with a 15-point, 11-rebound performance, both career highs, against Coppin State (12/21), finishing 6-of-8 from the floor and 3-of-5 from deep to set a new top mark in made field goals and tie his best total in made 3-pointers ... Scored 11 points versus second-ranked Duke (1/4) ... Grabbed 10 boards at No. 13/11 Louisville (1/7) ... Posted 10 rebounds and three assists, playing all 40 minutes, against Pittsburgh (1/12) ... Tied his career high with 11 boards in a career-best 41 minutes against ninth-ranked Florida State (1/18) ... Tied his career high with 15 points at eighth-ranked Florida State (2/8), finishing 4-of-4 from the floor and 6-of-6 at the line ... Missed the game against Boston College (2/12) due to an injury sustained from getting elbowed in the face in practice the day prior ... Tallied nine rebounds, a season-high-tying three assists and career-high-tying three blocks in an overtime win versus Syracuse (3/7) in the regular season finale ... Grabbed eight boards and tied his career high with three steals against Clemson (3/11) in the ACC Tournament to cap the season.

As a Redshirt Sophomore (2018-19): Played in all 32 games, with 11 starts ... Scored 10 points on perfect shooting (3-3 FG, 2-2 3FG, 2-2 FT) at Boston College (2/17) ... Scored 10 points in 36 minutes at Virginia (2/2) ... Recorded nine points in 30 minutes against Virginia Tech (1/30) ... Scored 13 points on 4-for-4 shooting against Florida State (1/27) ... Grabbed career-high nine rebounds and added six points and three assists in 26 minutes against Wake Forest (1/12) ... Recorded eight rebounds at Louisville (1/6) ... Scored career-high 14 points in 37 minutes at Penn (12/4) ... Averaged 7.0 ppg and 4.3 rpg in three games at Wooden Legacy ... Made first-career start and scored 11 points with career-high five rebounds in career-high 28 minutes in season opener against Lehigh (11/9).

As a Redshirt Freshman (2017-18): Played in 21 games off bench, including each of last 15 contests ... Averaged 3.3 points and 2.8 rebounds per game ... Shot 43.8 percent (14-32) from 3-point range ... Averaged 16.7 minutes per game in conference play ... Did not play in first three games of season (back) ... Made solid Miami debut with seven points and two rebounds in 12 minutes of action vs. La Salle (11/22) ... Scored nine points and added six rebounds against North Florida (11/25) ... Saw first action in ACC play in final minute of first half at NC State (1/21) ... Played 13 minutes off bench against Louisville and recorded career-high seven rebounds (1/24) ... Hit three straight 3-pointers in second half and scored career-high 12 points in win over Wake Forest (2/7) ... Nailed pair of 3-pointers and racked up three steals at Boston College (2/10) ... Played season-high 23 minutes and pulled down six rebounds in comeback win over Boston College (2/24).

As a Freshman (2016-17): Enrolled at Miami at the semester break ... Did not compete and redshirted.

High School: Won tournament MVP honors when he helped Rangitoto College win the SAS Secondary Schools National Championship. In the final game, he had 18 points, eight rebounds and four blocks ... Internationally, has represented New Zealand in the FIBA 3x3 U18 World Championship in Kazakhstan ... On the U17 team that won silver at the age-groups FIBA Oceania Championships ... Member of the U16 team that won bronze at the Australian State Championships ... Played in adidas Nations Tournament in Los Angeles, averaging 13.4 points and 6.4 rebounds in five outings, finishing 7-of-11 from long range in the event and to be named one of the top 10 players of the camp ... Participated in the NBPA Top 100 Camp in Charlottesville, Va. ... Named the most outstanding player at both the Nike All Asia Camp in Beijing and the Basketball Without Borders Camp in Australia ... Spent time with the Supercity Rangers and the Breakers Academy, which led him to a role as a development player for the SKYCITY Breakers ... Played games in the United States with Harbour Basketball.

Personal: Through the first four years of his career, was one of three Hurricanes from the Australasia region of the South Pacific, along with Dejan Vasiljevic and Deng Gak, both of Australia ... Enrolled in Miami's sport administration master's program ... Earned a bachelor's degree from Miami in 2020 after majoring in geography with a minor in sociology ... Committed to Miami over offers from Virginia, SMU and Utah.

2019-20				
Opposition	P	R	A	
Louisville	2	4	1	
Florida Atlantic	9	11	2	
at UCF	2	2	1	
Quinnipiac	4	5	1	
vs. Missouri State	0	5	1	
vs. Florida	5	5	1	
vs. UConn	6	5	0	
at Illinois	12	8	1	
Alabama A&M	11	9	1	
vs. Temple	8	5	1	
Coppin State	15	11	1	
at Clemson	7	6	2	
Duke	11	6	0	
at Louisville	5	10	2	
Pittsburgh	7	10	3	
at NC State	1	3	0	
Florida State	7	11	1	
at Duke	0	5	2	
at North Carolina	9	2	0	
Virginia Tech	2	6	0	
at Pittsburgh	5	2	2	
NC State	5	7	0	
at Florida State	15	3	1	
Boston College	-	-	-	
Wake Forest	9	7	0	
at Virginia Tech	3	1	0	
at Notre Dame	3	4	0	
at Georgia Tech	5	3	0	
Virginia	2	5	1	
Syracuse	6	9	3	
vs. Clemson	0	8	0	

2018-19				
Opposition	P	R	A	
Lehigh	11	5	2	
Stephen F. Austin	2	4	5	
Bethune-Cookman	8	4	1	
vs. La Salle	10	4	2	
vs. Fresno State	6	4	0	
vs. Seton Hall	5	5	0	
Rutgers	2	3	0	
vs. Yale	0	0	0	
at Penn	14	3	0	
Houston Baptist	6	3	1	
Florida Atlantic	4	2	1	
Campbell	2	4	1	
NC State	0	0	0	
at Louisville	2	8	1	
at Florida State	4	0	0	
Wake Forest	6	9	3	
North Carolina	5	3	3	
at Syracuse	0	3	1	
Florida State	13	2	1	
Virginia Tech	9	6	3	
at Virginia	10	3	0	
Notre Dame	2	5	0	
at North Carolina	8	3	1	
Clemson	6	2	0	
at Boston College	10	5	2	
Georgia Tech	7	2	1	
at Wake Forest	4	1	3	
at Duke	6	3	2	
Pittsburgh	0	1	2	
at Virginia Tech	0	5	0	
vs. Wake Forest	6	5	1	
vs. Virginia Tech	2	6	1	

2017-18				
Opposition	P	R	A	
Gardner-Webb	-	-	-	
Navy	-	-	-	
Florida A&M	-	-	-	
vs. La Salle	7	2	0	
North Florida	9	6	1	
at Minnesota	0	1	0	
vs. Princeton	0	4	0	
Boston University	0	2	0	
at George Washington	-	-	-	
at Hawai'i	-	-	-	
vs. New Mexico State	0	0	0	
vs. Middle Tennessee	-	-	-	
at Pittsburgh	-	-	-	
at Georgia Tech	-	-	-	
Florida State	-	-	-	
at Clemson	-	-	-	
Duke	-	-	-	
at NC State	0	0	0	
Louisville	0	7	1	
at Florida State	5	1	0	
Pittsburgh	4	4	1	
at Virginia Tech	3	5	0	
Wake Forest	12	3	1	
at Boston College	6	0	0	
Virginia	6	0	0	
Syracuse	2	4	0	
at Notre Dame	6	2	0	
Boston College	4	6	1	
at North Carolina	3	2	4	
Virginia Tech	0	5	1	
vs. North Carolina	2	3	3	
vs. Loyola Chicago	0	2	4	

WAARDENBURG CAREER / SEASON HIGHS

- Points**
Career: 15*, at Florida State, 2/8/20
Season: N/A
ACC: 15, at Florida State, 2/8/20
- Rebounds**
Career: 11*, vs. Florida State, 1/18/20
Season: N/A
ACC: 11, vs. Florida State, 1/18/20
- Assists**
Career: 5, vs. Stephen F. Austin, 11/13/18
Season: N/A
ACC: 4, at North Carolina, 2/27/18
- Steals**
Career: 3**, vs. Clemson, 3/11/20
Season: N/A
ACC: 3, at Boston College, 2/10/18
- Blocked Shots**
Career: 3*, vs. Syracuse, 3/7/20
Season: N/A
ACC: 3, vs. Syracuse, 3/7/20
- Field Goals Made**
Career: 6, vs. Coppin State, 12/21/19
Season: N/A
ACC: 4*, at Florida State, 2/8/20
- Field Goal Attempts**
Career: 10~, vs. La Salle, 11/22/18
Season: N/A
ACC: 9*, vs. Florida State, 1/18/20
- 3-Point Field Goals Made**
Career: 3*, vs. Coppin State, 12/21/19
Season: N/A
ACC: 3, vs. Wake Forest, 2/7/18
- 3-Point Field Goal Attempts**
Career: 5*, at Clemson, 12/31/19
Season: N/A
ACC: 5, at Clemson, 12/31/19
- Free Throws Made**
Career: 6, at Florida State, 2/8/20
Season: N/A
ACC: 6, at Florida State, 2/8/20
- Free Throw Attempts**
Career: 9, vs. Alabama A&M, 12/14/19
Season: N/A
ACC: 6*, at Florida State, 2/8/20
- Minutes**
Career: 41, vs. Florida State, 1/18/20
Season: N/A
ACC: 41, vs. Florida State, 1/18/20

* Recorded more than once with most recent listed
^ ACC Tournament
~ Regular season game at neutral site

Year	CAREER STATISTICS				Total			3-Point			Free Throws			Rebounds				Scoring							
	GP	GS	Min	Avg	FG	FGA	Pct	FG	FGA	Pct	FT	FTA	Pct	Off	Def	Tot	Avg	PF	FO	Ast	TO	Blk	Stl	Pts	Avg
2016-17	DNP																								
2017-18	21	0	310	14.8	24	58	.414	14	32	.438	7	8	.875	26	33	59	2.8	31	0	17	14	9	10	69	3.3
2018-19	32	11	798	24.9	56	134	.418	19	54	.352	39	52	.750	35	78	113	3.5	71	0	38	37	11	16	170	5.3
2019-20	30	24	848	28.3	61	148	.412	13	52	.250	41	60	.683	49	132	181	6.0	53	1	31	34	33	23	176	5.9
2020-21	-																								
TOTAL	83	35	1956	23.6	141	340	.415	46	138	.333	87	120	.725	110	243	353	4.3	155	1	86	85	53	49	415	5.0



#1



ANTHONY WALKER

SOPHOMORE | FORWARD | 6-9 | 210

Baltimore, Md. | Brewster Academy (N.H.)

- 10-Point Games: 13 (12 in 2020-21)
- 10-Rebound Games: Five (all in 2020-21)
- Double-Doubles: Four (all in 2020-21)
- Shown signs of tremendous long-term potential and improved dramatically from his freshman season
- Counted upon to help fill the absence left by Keith Stone (graduation) and Sam Waardenburg (injury)
- Missed four weeks of preseason practice due to a right knee injury
- Wore No. 11 as a freshman in 2019-20
- As a freshman, set season highs in points (14), field goals made (four) and attempted (eight), free throws made (five) and attempted (five), 3-point attempts (four) and minutes (25) at North Carolina (1/25/20), plus tied his high in made 3-pointers (one)
- Made the first start of his career versus Pittsburgh (12/16/20) and tallied his first collegiate double-double, notching 12 points and a career-high 10 rebounds, while also setting a new top mark in minutes played (35)
- In his second start, against Jacksonville (12/19/20), logged his third straight double-digit point total, second consecutive double-digit rebounding output and second straight double-double, finishing with career highs in points (18) and made free throws (five), while tying his top mark in rebounds (10), made field goals (five), free-throw attempts (eight) and blocked shots (three)
- Scored nine points the first seven minutes at Syracuse (1/19/21), eclipsing his total from the prior three games combined, and finished with 13, good for his third-highest mark as a collegian, as well as matched his then-career best in made field goals (five)
- Did not play against Notre Dame (1/24/21) due to a right foot injury sustained in practice two days prior
- Returned to action at No. 16 Florida State (1/27/21) and scored 13 points in a career-high 36 minutes, shooting 2-of-3 on 3-pointers to tally multiple long-range makes for the first time as a collegian
- In the win over Duke (2/1/21), scored 16 points, the second-most of his career and most in ACC play, on 6-of-9 shooting to set a career high in made field goals, as well as tied his top mark in assists (two) and steals (two)
- At Notre Dame (2/14/21), logged a double-double as a reserve for the first time, totaling 14 points and a team-high 10 rebounds
- Notched 16 points, equaling the second-highest mark of his career and tying his top total in ACC play, against Georgia Tech (2/20/21), finishing 6-of-11 from the floor, 2-of-5 on 3-pointers and 2-of-2 at the stripe
- Recorded his fourth double-double of the season at Clemson (2/27/21), totaling 13 points and 10 rebounds, the latter tying a career high and pacing all players in the contest
- In the regular season finale against Boston College (3/5/21), logged 17 points, one shy of his career best and his top total in ACC play, and added a career-best four assists, doubling his prior high mark

2020-21				
Opposition	P	R	A	
North Florida	8	3	2	
Stetson	6	4	1	
Purdue	4	2	0	
FGCU	12	4	0	
Pittsburgh	12	10	0	
Jacksonville	18	10	1	
at Virginia Tech	2	0	2	
Clemson	1	0	1	
North Carolina	9	3	0	
at NC State	0	0	0	
at Boston College	6	2	0	
Louisville	2	0	1	
at Syracuse	13	5	0	
Notre Dame	-	-	-	
at Florida State	13	2	1	
at Wake Forest	12	7	1	
Duke	16	3	2	
Virginia Tech	4	3	1	
at North Carolina	NOT PLAYED			
at Notre Dame	14	10	0	
Georgia Tech	16	1	0	
Florida State	12	7	1	
at Clemson	13	10	1	
at Virginia	8	10	1	
Boston College	17	7	4	
vs. Pittsburgh	-	-	-	

2019-20				
Opposition	P	R	A	
Louisville	9	5	0	
Florida Atlantic	4	2	1	
at UCF	6	2	1	
Quinnipiac	4	3	1	
vs. Missouri State	0	1	0	
vs. Florida	4	1	0	
vs. UConn	2	2	0	
at Illinois	0	0	0	
Alabama A&M	0	0	0	
vs. Temple	-	-	-	
Coppin State	3	2	0	
at Clemson	-	-	-	
Duke	0	0	0	
at Louisville	0	0	0	
Pittsburgh	-	-	-	
at NC State	-	-	-	
Florida State	2	3	0	
at Duke	4	4	0	
at North Carolina	14	3	0	
Virginia Tech	7	4	0	
at Pittsburgh	0	2	0	
NC State	6	7	0	
at Florida State	0	5	2	
Boston College	9	3	0	
Wake Forest	2	1	0	
at Virginia Tech	0	1	0	
at Notre Dame	4	1	0	
at Georgia Tech	-	-	-	
Virginia	-	-	-	
Syracuse	2	1	0	
vs. Clemson	0	0	0	

WALKER CAREER / SEASON HIGHS

Points
 Career: 18, vs. Jacksonville, 12/19/20
 Season: 18, vs. Jacksonville, 12/19/20
 ACC: 17, vs. Boston College, 3/5/21

Rebounds
 Career: 10*, at Virginia, 3/1/21
 Season: 10*, at Virginia, 3/1/21
 ACC: 10*, at Virginia, 3/1/21

Assists
 Career: 4, vs. Boston College, 3/5/21
 Season: 4, vs. Boston College, 3/5/21
 ACC: 4, vs. Boston College, 3/5/21

Steals
 Career: 2*, vs. Boston College, 3/5/21
 Season: 2*, vs. Boston College, 3/5/21
 ACC: 2*, vs. Boston College, 3/5/21

Blocked Shots
 Career: 3*, vs. Jacksonville, 12/19/20
 Season: 3*, vs. Jacksonville, 12/19/20
 ACC: 2*, at Wake Forest, 1/30/21

Field Goals Made
 Career: 6*, vs. Georgia Tech, 2/20/21
 Season: 6*, vs. Georgia Tech, 2/20/21
 ACC: 6*, vs. Georgia Tech, 2/20/21

Field Goal Attempts
 Career: 15, at Notre Dame, 2/14/21
 Season: 15, at Notre Dame, 2/14/21
 ACC: 15, at Notre Dame, 2/14/21

3-Point Field Goals Made
 Career: 2*, vs. Florida State, 2/24/21
 Season: 2*, vs. Florida State, 2/24/21
 ACC: 2*, vs. Florida State, 2/24/21

3-Point Field Goal Attempts
 Career: 6, vs. Pittsburgh, 12/16/20
 Season: 6, vs. Pittsburgh, 12/16/20
 ACC: 6, vs. Pittsburgh, 12/16/20

Free Throws Made
 Career: 8, vs. Jacksonville, 12/19/20
 Season: 8, vs. Jacksonville, 12/19/20
 ACC: 6, vs. Boston College, 3/5/21

Free Throw Attempts
 Career: 8*, vs. Jacksonville, 12/19/20
 Season: 8*, vs. Jacksonville, 12/19/20
 ACC: 8, vs. Pittsburgh, 12/16/20

Minutes
 Career: 38, vs. Virginia Tech, 2/6/21
 Season: 38, vs. Virginia Tech, 2/6/21
 ACC: 38, vs. Virginia Tech, 2/6/21

* Recorded more than once with most recent listed

As a Freshman (2019-20): Played in 25 contests, averaging 3.3 points and 2.1 rebounds over 12.3 minutes per game ... Scored in double figures once, grabbed five-plus boards in three appearances, blocked multiple shots on three occasions and played 20-plus minutes five times ... Twice paced Miami in rebounding ... Opened his collegiate career by notching nine points and five rebounds against fifth-ranked Louisville (11/5), finishing 3-of-6 from the floor and hitting a 3-pointer ... Registered six points, two blocks and a season-high two steals in the road win at UCF (11/12) ... Set a season best with three blocked shots in 20 minutes of action against UConn (11/24) in the Charleston Classic ... Played 24 minutes at eighth-ranked Duke (1/21), notching four points and four boards ... Set season highs in points (14), field goals made (four) and attempted (eight), free throws made (five) and attempted (five), and minutes played (25) at North Carolina (1/25) ... Posted seven points and two blocks in the win over Virginia Tech (1/28) ... Recorded six points and a season-best seven rebounds in 21 minutes versus NC State (2/5) ... Grabbed five boards and dished out a season-high two assists in 21 minutes at eighth-ranked Florida State (2/8) ... Scored nine points on 4-of-7 shooting in the victory against Boston College (2/12).

High School: Graduated from Brewster Academy (N.H.) ... Listed as a four-star prospect by ESPN, as well as a three-star recruit by 247Sports and Rivals ... Tabbed as the No. 33 power forward in the country by both 247Sports and Rivals ... McDonald's All-American Game nominee ... Helped Brewster win the National Prep Championships and a region championship, as well as reach the NEPSAC AAA title game, during his lone year with the team ... Led Perry Hall (Md.) to 4A state crowns, the first two in school history, as a junior and sophomore ... Attended Hope Academy (Ga.) as a freshman and did not play basketball ... Member of multiple high schools honor rolls ... Numerous NBA players have attended Brewster, including Will Barton, Donovan Mitchell, Thomas Robinson and TJ Warren.

Personal: Full name is Anthony Edward Walker III ... Born Feb. 9, 2001 ... Parents are Anthony Walker Jr., and Towanda Hayes ... Has a younger brother, Darius ... Majoring in sociology ... Started playing competitive basketball as a 15-year-old sophomore ... Favorite athlete is Giannis Antetokounmpo ... Best sports memory is making a game-winning shot in the state playoffs as a junior ... Chose Miami because he felt was a great fit both basketball-wise and academically ... Committed to Miami over Kansas, Maryland, Pittsburgh, Seton Hall and VCU.

Year	CAREER STATISTICS				Total			3-Point			Free Throws			Rebounds			Scoring								
	GP	GS	Min	Avg	FG	FGA	Pct	FG	FGA	Pct	FT	FTA	Pct	Off	Def	Tot	Avg	PF	FO	Ast	TO	Blk	Stl	Pts	Avg
2019-20	25	0	308	12.3	32	79	.405	3	19	.158	15	23	.652	23	30	53	2.1	31	0	5	15	17	13	82	3.3
2020-21	23	13	590	25.7	78	182	.429	13	57	.228	49	69	.710	23	80	103	4.5	44	0	19	39	19	14	218	9.5
TOTAL	48	13	898	18.7	110	261	.421	16	76	.211	64	92	.696	46	110	156	3.3	75	0	24	54	36	27	300	6.3



#2



ISAIAH WONG

SOPHOMORE | GUARD | 6-3 | 180

Piscataway, N.J. | Monsignor Bonner (Pa.)

- 20-Point Games: 12 (nine in 2020-21, third-most in the ACC)
- 10-Point Games: 30 (20 in 2020-21)
- 10-Rebound Games: Two (one in 2020-21)
- Five-Assist Games: Three (all in 2020-21)
- Double-Doubles: Two (one in 2020-21)

- Aggressive player at both ends of the court and a high-octane scorer who is consistently in attack mode

- Increased size and strength through added muscle give him the chance to take his game to another level

- Scored in double figures in each of his first nine starts, beginning with a 19-point performance at North Carolina (1/25/20) in place of the injured Kameron McGusty, after not tallying even nine points in a game through the first 18 appearances of his career

- Averaged 3.1 points, 1.7 rebounds and 0.6 assists in 12.9 minutes per game through his first 18 outings, shooting 29.7 percent overall, 30.8 percent from deep and 60.9 percent at the line

- With 23 points at eighth-ranked Florida State (2/8/20), became the eighth Miami freshman (sixth true) with a 20-point performance in the ACC era (2004-05) and the third of that group to do so on the road

- Named ACC Freshman of the Week on 2/17/20—the seventh Hurricane to claim the award and first since Lonnie Walker IV (2/5/18)—after averaging 17.0 points on 60.0 percent shooting in wins over Boston College (2/12/20) and Wake Forest (2/15/20), adding 4.5 rebounds and 3.0 assists per game

- His 27 points at Virginia Tech (2/19/20) are the 10th-most by a Miami freshman—ninth-most by a true freshman—since the program rebirth (1985-86) and he is the ninth freshman (eighth true) since then to log a 25-point outing, including the fifth freshman (fourth true) to do so on the road

- The lone five DI players from 2010-11 to 2020-21 to post 27-plus points, 12-plus rebounds and 14-plus made free throws in a game without a miss are Wong (2/19/20 at Virginia Tech), Coastal Carolina's DeVante' Jones (3/7/20 at UT Arlington), South Dakota State's Mike Daum (1/3/18 at North Dakota State), High Point's John Brown (2/15/14 at Radford) and USC's Nikola Vučević (12/29/10 vs. Washington)

- The only other Miami freshman with multiple 20-point outings in conference road action is Darius Rice, who did so three times in BIG EAST play in 2000-01, while Rice (twice) and Durand Scott (2009-10) are the only others with a 25-point showing in a league road game

- Named ACC Freshman of the Week for the second time in a row on 2/24/20 after averaging 19.5 points and 7.5 rebounds in Miami's victory at Virginia Tech (2/19/20) and its setback at Notre Dame (2/23/20), becoming the third Hurricane to win back-to-back weekly conference rookie accolades, joining Lonnie Walker (2017-18) and Tim James (1995-96 in the BIG EAST)

- One of 14 players since the start of the 2010-11 campaign—Jim Larrañaga's first at Miami—to win consecutive ACC Freshman of the Week honors, with eight of the prior 13 going top-10 in the NBA Draft and all making the NBA

- Connected on 32 consecutive free throws over the course of two seasons, from his second attempt on 2/12/20 against Boston College through his second attempt on 12/4/20 versus Stetson

- In the second game of 2020-21, logged his second-career double-double by posting 17 points and a career-high-tying 12 rebounds against Stetson (12/4/20)

- Logged his fourth 20-point game in the season's first six outings in the win over Jacksonville (12/19/20), finishing with the then-second-highest point total of his career (25) and connecting on three 3-pointers for the second game in a row after never doing so in his first 35 outings

- Tallied career highs in points (30), assists (six) and made field goals (12) in the win over No. 16/18 Louisville, while tying a career best in made 3-pointers (three), grabbing seven rebounds and committing zero turnovers in 39 minutes, becoming the first Miami player in 25 seasons to log at least 30p/5r/5a, per ESPN Stats & Info Group

- First Hurricane in nearly four years to score 30 points and the fifth to do so under Jim Larrañaga, joining Bruce Brown Jr. (30 on 1/28/17 vs. No. 9/6 North Carolina), Sheldon McClellan (31 on 11/25/14 at Charlotte), Durand Scott (32 on 3/16/13 vs. NC State in ACCT) and Kenny Kadji (30 on 1/2/12 vs. UNCG)

- First ACC player with 30 points in a league game or in regulation during the 2020-21 campaign, as well as the first to post 12 made field goals in any contest

- Twelve made field goals tied for the second-most in an ACC game by a Hurricane and made him the third Hurricane—fourth occurrence—to post at least that many, including the first since Jack McClinton on on 2/7/09 at No. 4/3 Duke

- Over the last 10 seasons, since Jim Larrañaga got to Miami, is one of 13 ACC players—18 total instances—to record 30p/5r/5a in a game, with North Carolina's Marcus Paige (1/4/16 at Florida State) the only other to do so with zero turnovers

- Fifth ACC player in the last 10 years to register 30p/7r/6a in a contest, joining Duke's RJ Barrett, Boston College's Ky Bowman, NC State's Dennis Smith and NC State's Anthony Barber, with Wong the only one to tally zero turnovers

- Among the four players to record 30p/5r/5a/0t against a Division I opponent this season, through 2/17/21, alongside Jason Preston of Ohio, Tommy Kuhse of St. Mary's and Tavin Lovan of UAB

- One of 12 players to post 30p/7r/6a versus a Division I foe this season, through 3/6/21, including one of just three have for or against a Power Five team, alongside Washington State's Noah Williams (2/18/21 vs. Cal) and Nebraska's Teddy Allen (2/23/21 vs. Penn State)

- Totaled 19 points, eight rebounds and six assists in 40 minutes of action against No. 16 Virginia Tech (2/6/21), finishing 8-of-9 from the free-throw line, joining Duke's Jalen

2020-21		P	R	A
North Florida	20	7	2	
Stetson	17	12	3	
Purdue	11	3	1	
FGCU	20	3	1	
Pittsburgh	21	3	1	
Jacksonville	25	9	1	
at Virginia Tech	16	5	3	
Clemson	13	5	4	
North Carolina	8	4	0	
at NC State	24	9	2	
at Boston College	6	5	3	
Louisville	30	7	6	
at Syracuse	16	4	0	
Notre Dame	16	4	3	
at Florida State	24	1	3	
at Wake Forest	11	7	1	
Duke	16	3	3	
Virginia Tech	19	8	6	
at North Carolina	NOT PLAYED			
at Notre Dame	17	3	1	
Georgia Tech	4	3	1	
Florida State	29	4	1	
at Clemson	28	3	1	
at Virginia	10	6	2	
Boston College	9	1	5	
vs. Pittsburgh	-	-	-	

2019-20		P	R	A
Louisville	2	2	0	
Florida Atlantic	4	1	0	
at UCF	0	1	0	
Quinnipiac	7	1	2	
vs. Missouri State	5	0	2	
vs. Florida	5	3	1	
vs. UConn	7	1	3	
at Illinois	2	2	0	
Alabama A&M	4	2	0	
vs. Temple	0	0	0	
Coppin State	3	2	2	
at Clemson	0	1	0	
Duke	2	1	0	
at Louisville	3	2	0	
Pittsburgh	2	3	0	
at NC State	2	6	0	
Florida State	0	0	0	
at Duke	8	1	0	
at North Carolina	19	2	3	
Virginia Tech	10	1	1	
at Pittsburgh	15	2	0	
NC State	12	7	2	
at Florida State	23	1	1	
Boston College	21	5	3	
Wake Forest	13	4	3	
at Virginia Tech	27	12	1	
at Notre Dame	12	3	0	
at Georgia Tech	6	6	0	
Virginia	0	3	0	
Syracuse	18	9	4	
vs. Clemson	8	6	3	

WONG CAREER / SEASON HIGHS

Points

Career: 30, vs. Louisville, 1/16/21

Season: 30, vs. Louisville, 1/16/21

ACC: 30, vs. Louisville, 1/16/21

Rebounds

Career: 12*, vs. Stetson, 12/4/20

Season: 12, vs. Stetson, 12/4/20

ACC: 12, at Virginia Tech, 2/19/20

Assists

Career: 6*, vs. Virginia Tech, 2/6/21

Season: 6*, vs. Virginia Tech, 2/6/21

ACC: 6*, vs. Virginia Tech, 2/6/21

Steals

Career: 3*, at Florida State, 1/27/21

Season: 3*, at Florida State, 1/27/21

ACC: 3*, at Florida State, 1/27/21

Blocked Shots

Career: 2, vs. Duke, 2/1/21

Season: 2, vs. Duke, 2/1/21

ACC: 2, vs. Duke, 2/1/21

Field Goals Made

Career: 12, vs. Louisville, 1/16/21

Season: 12, vs. Louisville, 1/16/21

ACC: 12, vs. Louisville, 1/16/21

Field Goal Attempts

Career: 20, vs. Louisville, 1/16/21

Season: 20, vs. Louisville, 1/16/21

ACC: 20, vs. Louisville, 1/16/21

3-Point Field Goals Made

Career: 4*, vs. Florida State, 2/24/21

Season: 4*, vs. Florida State, 2/24/21

ACC: 4*, vs. Florida State, 2/24/21

3-Point Field Goal Attempts

Career: 12, at Syracuse, 1/19/21

Season: 12, at Syracuse, 1/19/21

ACC: 12, at Syracuse, 1/19/21

Free Throws Made

Career: 14, at Virginia Tech, 2/19/20

Season: 8, vs. Virginia Tech, 2/6/21

ACC: 14, at Virginia Tech, 2/19/20

Free Throw Attempts

Career: 14, at Virginia Tech, 2/19/20

Season: 11, vs. Purdue, 12/8/20

ACC: 14, at Virginia Tech, 2/19/20

Minutes

Career: 42, at Virginia Tech, 2/19/20

Season: 40*, vs. Virginia Tech, 2/6/21

ACC: 42, at Virginia Tech, 2/19/20

* Recorded more than once with most recent listed



ISAIAH WONG

Johnson and Virginia Tech's Justyn Mutts as the lone ACC players to post a game with 19p/8r/6a this season, through 2/27/21

- One of 10 ACC players in the last decade with multiple 19p/7r/6a games in a season, alongside NC State's Anthony Barber, Duke's RJ Barrett, Boston College's Ky Bowman, Syracuse's Elijah Hughes, Duke's Tre Jones, Pittsburgh's Lamar Patterson, NC State's Dennis Smith Jr., North Carolina's Coby White and Pittsburgh's Michael Young
- Owns two of the three 19p/7r/6a games by a Hurricane during Jim Larrañaga's tenure, with Durand Scott (24p/8r/7a) posting the other on 2/1/12 vs. Maryland
- Missed the second half of Miami's game against Georgia Tech (2/20/21) due to a right ankle injury and finished with just four points, his lowest total of the season, dropping his scoring average at the time from 17.4 to 16.7 points per game
- Returned to action versus No. 11/9 Florida State (2/24/21) and totaled 29 points, shooting 9-of-16 from the floor, 4-of-5 from 3-point range and 7-of-8 at the line
- Poured in 28 points at Clemson (2/27/21), finishing 10-of-16 from the field, 3-of-6 beyond the arc and 5-of-5 at the stripe
- The 57 points against the Seminoles and Tigers are tied with Georgia Tech's Moses Wright for the third-most by an ACC player in back-to-back games this season, trailing only the mark of 60 set by Wright (includes one overlapping game with the 57-point tally) and 59 by Keve Aluma of Virginia Tech
- Came off the bench on Senior Night against Boston College (3/5/21), snapping a 36-game starting streak that dated back to 1/25/20 at North Carolina
- One of three ACC players, joining Georgia Tech's Jose Alvarado and Moses Wright, to log four 25-point showings this year and the first of two, alongside Wright, to reach 28 points three times, through 3/2/21
- Placed No. 12 in the All-ACC balloting with 102 points to pick up Third Team All-ACC distinction, becoming the first Hurricane to make one of the three all-conference teams since Davon Reed garnered third-team status in 2016-17
- Finished as the runner-up for ACC Most Improved Player, logging 13 votes to the 17 earned by Duke's Matthew Hurt, becoming the second Hurricane to place second for the honor, alongside Tonye Jekiri in 2014-15

As a Sophomore (2020-21): *Third Team All-ACC*

As a Freshman (2019-20): *Two-time ACC Freshman of the Week (2/17, 2/24) ... College Sports Madness ACC Player of the Week (2/17)*

One of three Hurricanes to appear in all 31 games, earning starts in the final 13 ... Averaged 7.7 points, 3.0 rebounds and 1.0 assist in 21.2 minutes per contest ... Shot 82.9 percent from the free-throw line and 37.3 percent from 3-point range, both second-best on the team ... Fourth Hurricane to win multiple ACC Freshman of the Week honors and the second to do so back-to-back, joining Lonnie Walker IV (February 2018) ... Lone player to claim the accolade consecutively in 2019-20 and just the 14th in the nine seasons since Jim Larrañaga got to Miami ... Tied for seventh in ACC-only free-throw percentage with an 80.9 clip ... Tied for the most made free throws in a game (14) without a miss by an ACC player—the second-best mark at Miami since the program rebirth in 1985-96—and tied for the third-most made free throws ... Fourth of five DI players in the last 10 years to record a 27-point, 12-rebound game while hitting 14 free throws without a miss and the first high-major player to do so since USC junior Nikola Vucevic on 12/29/10 ... First DI freshman in the last decade to notch a 25-point, 10-rebound game while making 10 free throws without a miss and one of just three players nationally to do so in 2019-20, joining Washington State sophomore CJ Elleby and Coastal Carolina sophomore DeVante' Jones ... First Miami freshman with a double-double since Bruce Brown Jr., on 12/22/16, first to do so in league play since Dwayne Collins on 2/21/07 and first to do so on the road since Collins on 1/16/07 ... Sixth Miami freshman (fifth true) since the program rebirth to notch back-to-back 20-point games, including the second in the ACC era and fourth in league play ... Fifth Miami freshman (fourth true) since the program rebirth with multiple 20-point road games and the second to do so in conference action, joining Darius Rice (2000-01 in the BIG EAST) ... One of 13 Miami freshmen (11 true) since the program rebirth with at least three 20-point showings, including the fourth of the ACC era, alongside Lonnie Walker IV (2017-18), Bruce Brown Jr. (2016-17) and Durand Scott (2009-10) ... Ninth freshman (eighth true) since the program rebirth to tally a 25-point performance, including the fifth (fourth true) to do so on the road ... Logged the second-best single-season free-throw percentage and third-most made free throws (63) by a Miami freshman in the ACC era, as well as played the second-most minutes (42) in a game by a Miami freshman in that time ... Shot 49-of-53 (92.5 percent) from the line in the last 13 games, making his final 28 attempts ... Posted the most (14) and tied for the second-most (eight) made free throws in a game by a Hurricane, as well as tied for the best single-game field goal clip (5-of-6), tallied three of the four perfect 3-point marks on multiple attempts and tied for the third-most points (27) in an outing ... Scored 10-plus points 10 times, all in the final 13 games, notching 15-plus in six outings and 20-plus thrice ... Logged five-plus assists on seven occasions, reaching double figures once, and played 30-plus minutes eight times, all in the last 13 games ... Led the Hurricanes in scoring in seven outings and in rebounding three times ... Made his collegiate debut with 17 minutes in the season opener against fifth-ranked Louisville (11/5) ... Made his first start at North Carolina (1/25) and finished with 19 points and three assists, shooting 6-of-11 from the floor and 5-of-5 at the line in 35 minutes ... Tallied 15 points in 39 minutes at Pittsburgh (2/2), finishing 5-of-6 from the floor, including his first 2-of-2 3-point clip in a four-game span ... Compiled 12 points, seven rebounds and a season-high three steals in 39 minutes against NC State (2/5) ... Put up 23 points on 8-of-12 shooting, both marks season highs, at eighth-ranked Florida State (2/8) ... Notched 21 points on 7-of-10 shooting, adding five rebounds and three assists, versus Boston College (2/12) ... Set season highs in points (27), free throws made (14) and attempted (14), rebounds (12), and minutes played (42) in the triple-overtime win at Virginia Tech (2/19), hitting game-tying jump-shots in the final 20 seconds of the first two extra sessions ... Scored 12 points at Notre Dame (2/23) to conclude a nine-game double-digit scoring streak ... Posted 18 points, nine boards, a season-high four assists and a season-high-tying three steals in 37 minutes in the overtime triumph versus Syracuse (3/7) to cap the regular season.

High School: Graduated from Monsignor Bonner (Pa.) ... Consensus top-90, four-star recruit ... Ranked No. 78 nationally, including No. 12 among point guards, by Rivals ... Tabbed No. 83 in the country and No. 16 among shooting guards by ESPN ... Listed No. 87 overall, including No. 13 among combo guards, by 247Sports, as well as No. 79 nationally in its composite rankings ... McDonald's All-American Game nominee ... Helped Bonner go 22-6 and reach the 4A state finals his senior season, logging 29 points and eight rebounds in the title game ... Averaged 22.0 points and 7.4 rebounds per game, claiming a second straight Philadelphia Catholic League MVP distinction ... Posted 22.3 points and 6.9 boards per game as a junior, winning his first PCL MVP award ... Attended Notre Dame (N.J.) the first two years of his high school tenure ... Won the Mercer County Tournament title as a freshman ... Notable Bonner alums include former NBA general managers John Nash and Ed Stefanski, La Salle head men's basketball coach Ashley Howard, former 42-year Villanova head women's basketball coach Harry Perretta, 1973 Heisman Trophy winner John Cappelletti and 12-year NFL veteran Anthony Becht.

Personal: Full name is Isaiah Robert-Johan Wong ... Nickname is Zay ... Born Jan. 28, 2001 ... Parents are Terrence and Lachelle Wong ... Has two older brothers, Brian and Tyler, and a younger brother, Elijah ... Majoring in sport administration ... Favorite athlete is Kobe Bryant ... Best sports memory is making a game-winning shot against Roman Catholic in a league game as a senior ... Chose Miami because he felt it was a great opportunity and he could have a big role ... Committed to Miami over Clemson, Connecticut, Pittsburgh and Villanova.

CAREER STATISTICS	Total			3-Point			Free Throws			Rebounds			Scoring												
	Year	GP	GS	Min	Avg	FG	FGA	Pct	FG	FGA	Pct	FT	FTA	Pct	Off	Def	Tot	Avg	PF	FO	Ast	TO	Blk	Stl	Pts
2019-20	31	13	657	21.2	79	190	.416	19	51	.373	63	76	.829	33	59	92	3.0	43	0	32	52	11	15	240	7.7
2020-21	24	23	845	35.2	139	323	.430	47	132	.356	85	106	.802	22	97	119	5.0	38	0	54	41	13	27	410	17.1
TOTAL	55	36	1502	27.3	218	513	.425	66	183	.361	148	182	.813	55	156	211	3.8	81	0	86	93	24	42	650	11.8

BOX SCORES

Official Basketball Box Score - Final
North Florida at Miami
 12/20/21 Men's Basketball
 2021 Men's Basketball
 OHSide: Tom Valentin, Pat Givner, Raymie Scales

NO. Name	Min	FG	3P	FT	Rebounds	Fouls	PF	AS	TS	ST	Blocks	BS	SA	BA	PTS
3 Carter Hendrickson	37:55	7:22	5:11	2:2	4	2	3	2	1	3	2	0	1	1	14
4 Josh Endrey	31:58	5:8	1:0	2	5	7	0	1	0	0	0	0	0	0	21
11 Jonathan Aybar	25:04	4:10	2:4	2	2	4	1	1	1	1	0	0	0	0	18
6 Emmanuel Aducci	30:55	3:8	2:4	0	3	4	2	1	1	4	1	0	0	0	7
10 Jose Paez	27:27	1:2	0:0	0	2	3	1	1	1	1	0	0	0	0	2
12 Ryan Burkhardt	25:49	3:9	3:0	0	1	4	5	0	1	0	0	0	0	0	13
24 Justin Parker	12:36	0:2	0:0	0	2	1	0	0	0	0	0	0	0	0	0
13 Adonis LaGrone	11:56	1:3	0:0	0	1	1	0	0	0	0	0	0	0	0	2
Totals	21:47	12:50	5:14	2:4	24	34	13	15	15	15	8	6	6	6	58

Official Basketball Box Score - Final
Seton at Miami
 12/20/21 Men's Basketball
 2021 Men's Basketball
 OHSide: Tom Valentin, Pat Givner, Raymie Scales

NO. Name	Min	FG	3P	FT	Rebounds	Fouls	PF	AS	TS	ST	Blocks	BS	SA	BA	PTS
33 Joel Habib	24:43	5:5	2:5	0	5	2	0	0	0	2	0	0	0	0	28
15 Mahmooda Diwara	26:17	6:8	0:0	1	6	4	5	1	0	0	0	0	0	0	22
30 Stephen Johnson	20:59	3:7	1:1	0	2	1	0	0	0	0	0	0	0	0	24
2 Rolo Perry	28:39	0:8	0:4	1:2	1	1	2	1	0	0	0	0	0	0	24
11 Chase Johnson	26:24	7:13	0:0	1	3	1	0	1	0	1	0	0	0	0	14
5 GianCarlo Valdes	16:00	0:4	0:1	0:0	1	0	0	0	0	0	0	0	0	0	22
12 Josh Miller	15:21	2:6	0:0	0	2	0	0	0	0	0	0	0	0	0	22
32 Gabriel Villar	06:49	0:2	0:0	0:0	0	0	0	0	0	0	0	0	0	0	4
4 Keith Lamar	05:16	1:2	0:2	0	1	0	0	0	0	0	0	0	0	0	4
Totals	23:50	11:31	5:8	5	24	25	12	15	11	11	1	1	1	1	22

Official Basketball Box Score - Final
Purdue at Miami
 12/20/21 Men's Basketball
 2021 Men's Basketball
 OHSide: Roger Ayers, Bill Conroy, Jay, Mike Hayes

NO. Name	Min	FG	3P	FT	Rebounds	Fouls	PF	AS	TS	ST	Blocks	BS	SA	BA	PTS
1 Aaron Wheeler	20:22	0:0	0:0	2	4	0	0	0	0	0	0	0	0	0	0
50 Tasha Williams	20:00	0:0	0:0	0	0	0	0	0	0	0	0	0	0	0	0
5 Brandon Newman	24:40	3:7	1:3	0	1	0	0	1	0	0	0	0	0	0	11
11 Isaiah Thompson	20:01	0:0	0:0	0	2	1	0	0	0	0	0	0	0	0	0
50 Zach Selsman	14:28	1:4	1:2	0	5	2	1	0	0	0	0	0	0	0	3
2 Eric Hunter Jr.	14:00	1:1	0:0	1	2	1	0	0	0	0	0	0	0	0	3
15 Zach Ertz	14:28	1:5	0:0	0	3	0	0	0	0	0	0	0	0	0	3
0 Mason Ellis	22:25	4:10	0:0	0	3	0	0	0	0	0	0	0	0	0	8
25 Ethan Morton	11:25	0:4	0:0	0	2	0	0	0	0	0	0	0	0	0	0
Totals	21:45	12:05	6:10	13	27	10	13	15	14	14	8	5	4	4	44

Technical Fouls: NONE

Shooting By Period

Period	FG	3P	FT
1st	10/20 (50.0%)	3/8 (37.5%)	10/12 (83.3%)
2nd	10/20 (50.0%)	3/8 (37.5%)	10/12 (83.3%)
3rd	10/20 (50.0%)	3/8 (37.5%)	10/12 (83.3%)
4th	10/20 (50.0%)	3/8 (37.5%)	10/12 (83.3%)
Totals	40/80 (50.0%)	12/32 (37.5%)	40/48 (83.3%)

Biggest lead 20 (1st 20:00) 18 (2nd 00:00)

Best Scoring Run 12 (1st 17:00) 11 (1st 17:00)

Lead Changes 0

Times Tied 0

Time with Lead 00:00

Technical Fouls: NONE

Shooting By Period

Period	FG	3P	FT
1st	10/20 (50.0%)	3/8 (37.5%)	10/12 (83.3%)
2nd	10/20 (50.0%)	3/8 (37.5%)	10/12 (83.3%)
3rd	10/20 (50.0%)	3/8 (37.5%)	10/12 (83.3%)
4th	10/20 (50.0%)	3/8 (37.5%)	10/12 (83.3%)
Totals	40/80 (50.0%)	12/32 (37.5%)	40/48 (83.3%)

Biggest lead 20 (1st 20:00) 18 (2nd 00:00)

Best Scoring Run 12 (1st 17:00) 11 (1st 17:00)

Lead Changes 0

Times Tied 0

Time with Lead 00:00

Technical Fouls: NONE

Shooting By Period

Period	FG	3P	FT
1st	10/20 (50.0%)	3/8 (37.5%)	10/12 (83.3%)
2nd	10/20 (50.0%)	3/8 (37.5%)	10/12 (83.3%)
3rd	10/20 (50.0%)	3/8 (37.5%)	10/12 (83.3%)
4th	10/20 (50.0%)	3/8 (37.5%)	10/12 (83.3%)
Totals	40/80 (50.0%)	12/32 (37.5%)	40/48 (83.3%)

Biggest lead 20 (1st 20:00) 18 (2nd 00:00)

Best Scoring Run 12 (1st 17:00) 11 (1st 17:00)

Lead Changes 0

Times Tied 0

Time with Lead 00:00

Official Basketball Box Score - Final
FGU at Miami
 12/20/21 Men's Basketball
 2021 Men's Basketball
 OHSide: Clarence Armstrong, Tony Hamilton, Jimmy Spaulmer

NO. Name	Min	FG	3P	FT	Rebounds	Fouls	PF	AS	TS	ST	Blocks	BS	SA	BA	PTS
14 El Abaz	35:47	5:12	1:1	0	4	9	2	1	3	0	0	0	0	0	16
20 Justin Rainwater	30:00	4:10	0:0	0	2	1	0	0	0	0	0	0	0	0	16
1 Luis Rolon	15:47	0:1	0:0	0	1	2	0	0	0	0	0	0	0	0	0
2 Caleb Catts	30:41	7:12	2:4	0	0	3	0	0	0	0	0	0	0	0	19
10 Cyrus Leage	34:03	4:11	1:1	0	0	1	0	0	0	0	0	0	0	0	9
23 Cameron McGusty	13:56	0:2	0:0	0	2	1	0	0	0	0	0	0	0	0	0
9 Franco Miller	17:55	1:1	0:0	0	0	1	0	0	0	0	0	0	0	0	2
21 Don London	06:44	0:3	0:0	0	0	1	0	0	0	0	0	0	0	0	0
2 Darius Rivers	20:21	3:11	0:0	0	1	1	0	0	0	0	0	0	0	0	10
Totals	21:56	13:50	11:16	0	20	25	13	15	16	15	8	4	4	4	62

Technical Fouls: NONE

Shooting By Period

Period	FG	3P	FT
1st	10/20 (50.0%)	3/8 (37.5%)	10/12 (83.3%)
2nd	10/20 (50.0%)	3/8 (37.5%)	10/12 (83.3%)
3rd	10/20 (50.0%)	3/8 (37.5%)	10/12 (83.3%)
4th	10/20 (50.0%)	3/8 (37.5%)	10/12 (83.3%)
Totals	40/80 (50.0%)	12/32 (37.5%)	40/48 (83.3%)

Biggest lead 18 (2nd 2:44) 21 (1st 17:54)

Best Scoring Run 12 (1st 17:54) 11 (1st 17:54)

Lead Changes 0

Times Tied 2

Time with Lead 04:46

Technical Fouls: NONE

Shooting By Period

Period	FG	3P	FT
1st	10/20 (50.0%)	3/8 (37.5%)	10/12 (83.3%)
2nd	10/20 (50.0%)	3/8 (37.5%)	10/12 (83.3%)
3rd	10/20 (50.0%)	3/8 (37.5%)	10/12 (83.3%)
4th	10/20 (50.0%)	3/8 (37.5%)	10/12 (83.3%)
Totals	40/80 (50.0%)	12/32 (37.5%)	40/48 (83.3%)

Biggest lead 18 (2nd 2:44) 21 (1st 17:54)

Best Scoring Run 12 (1st 17:54) 11 (1st 17:54)

Lead Changes 0

Times Tied 2

Time with Lead 04:46

Official Basketball Box Score - Final
UNC at Miami
 12/20/21 Men's Basketball
 2021 Men's Basketball
 OHSide: Roger Ayers, Bill Conroy, Jay, Mike Hayes

NO. Name	Min	FG	3P	FT	Rebounds	Fouls	PF	AS	TS	ST	Blocks	BS	SA	BA	PTS
33 Matt Cross	27:25	5:9	0:0	0	2	2	0	0	0	0	0	0	0	0	11
3 Nyaser Brooks	38:35	4:7	0:0	5	9	15	3	1	0	0	0	0	0	0	11
9 Isaiah Wong	40:00	9:10	5:7	0	6	13	1	0	0	0	0	0	0	0	22
5 Harold Beverly	38:52	4:13	0:0	1	5	5	3	3	0	0	0	0	0	0	16
23 Cameron McGusty	34:03	4:11	1:1	0	0	4	0	0	0	0	0	0	0	0	10
1 Anthony Walker	31:56	5:8	0:0	2	0	4	0	0	0	0	0	0	0	0	12
22 Deng Ga	16:08	1:3	0:0	1	3	1	0	0	0	0	0	0	0	0	3
14 Rodney Miller	02:04	0:2	0:0	0	1	0	0	0	0	0	0	0	0	0	0
15 Willie Henderson	02:18	0:1	0:0	0	0	0	0	0	0	0	0	0	0	0	0
Totals	20:59	39:19	19:14	2	49	13	6	12	15	17	7	3	4	4	62

Technical Fouls: NONE

Shooting By Period

Period	FG	3P	FT
1st	10/20 (50.0%)	3/8 (37.5%)	10/12 (83.3%)
2nd	10/20 (50.0%)	3/8 (37.5%)	10/12 (83.3%)
3rd	10/20 (50.0%)	3/8 (37.5%)	10/12 (83.3%)
4th	10/20 (50.0%)	3/8 (37.5%)	10/12 (83.3%)
Totals	40/80 (50.0%)	12/32 (37.5%)	40/48 (83.3%)

Biggest lead 18 (2nd 2:44) 21 (1st 17:54)

Best Scoring Run 12 (1st 17:54) 11 (1st 17:54)

Lead Changes 0

Times Tied 2

Time with Lead 04:46

Technical Fouls: NONE

Shooting By Period

Period	FG	3P	FT
1st	10/20 (50.0%)	3/8 (37.5%)	10/12 (83.3%)
2nd	10/20 (50.0%)	3/8 (37.5%)	10/12 (83.3%)
3rd	10/20 (50.0%)	3/8 (37.5%)	10/12 (83.3%)
4th	10/20 (50.0%)	3/8 (37.5%)	10/12 (83.3%)
Totals	40/80 (50.0%)	12/32 (37.5%)	40/48 (83.3%)

Biggest lead 18 (2nd 2:44) 21 (1st 17:54)

Best Scoring Run 12 (1st 17:54) 11 (1st 17:54)

Lead Changes 0

Times Tied 2

Time with Lead 04:46

Official Basketball Box Score - Final
Miami at Virginia Tech

BOX SCORES

Official Basketball Box Score - Final
Miami at Syracuse
 03/21/21 Final
 2021 Men's Basketball

Official: Ted Wambler, John Henderson, Jeff Henderson

NO.	NAME	MIN	FG	3P	FT	REB	AST	ST	PTS	PLUS/MINUS	Shooting By Period	
											1st	2nd
1	Anthony Walker	37	12	2	5	7	3	12	1	2	0	0
2	Deng Gak	29	5	1	2	3	1	1	1	1	0	0
3	Nyler Brooks	26	5	0	0	7	0	1	1	0	0	0
4	Eljah Olonyi	25	5	0	0	3	1	1	1	0	0	0
5	Harold Beverly	25	5	0	0	3	1	1	1	0	0	0
6	Kameron McGusty	20	18	0	0	0	0	0	0	0	0	0
7	Willie Henton	18	0	0	0	0	0	0	0	0	0	0
8	Deng Gak	18	0	0	0	0	0	0	0	0	0	0
9	Marko Delovic	17	0	0	0	0	0	0	0	0	0	0
10	Isiah Walker	16	0	0	0	0	0	0	0	0	0	0
11	James Durham	15	0	0	0	0	0	0	0	0	0	0
12	Dani Gooden	14	0	0	0	0	0	0	0	0	0	0
13	Willie Henton	12	0	0	0	0	0	0	0	0	0	0
14	Marko Delovic	12	0	0	0	0	0	0	0	0	0	0
15	Isiah Walker	11	0	0	0	0	0	0	0	0	0	0
16	Willie Henton	11	0	0	0	0	0	0	0	0	0	0
17	Isiah Walker	10	0	0	0	0	0	0	0	0	0	0
18	Willie Henton	10	0	0	0	0	0	0	0	0	0	0
19	Isiah Walker	10	0	0	0	0	0	0	0	0	0	0
20	Willie Henton	10	0	0	0	0	0	0	0	0	0	0
21	Isiah Walker	10	0	0	0	0	0	0	0	0	0	0
22	Willie Henton	10	0	0	0	0	0	0	0	0	0	0
23	Isiah Walker	10	0	0	0	0	0	0	0	0	0	0
24	Willie Henton	10	0	0	0	0	0	0	0	0	0	0
25	Isiah Walker	10	0	0	0	0	0	0	0	0	0	0
26	Willie Henton	10	0	0	0	0	0	0	0	0	0	0
27	Isiah Walker	10	0	0	0	0	0	0	0	0	0	0
28	Willie Henton	10	0	0	0	0	0	0	0	0	0	0
29	Isiah Walker	10	0	0	0	0	0	0	0	0	0	0
30	Willie Henton	10	0	0	0	0	0	0	0	0	0	0
31	Isiah Walker	10	0	0	0	0	0	0	0	0	0	0
32	Willie Henton	10	0	0	0	0	0	0	0	0	0	0
33	Isiah Walker	10	0	0	0	0	0	0	0	0	0	0
34	Willie Henton	10	0	0	0	0	0	0	0	0	0	0
35	Isiah Walker	10	0	0	0	0	0	0	0	0	0	0
36	Willie Henton	10	0	0	0	0	0	0	0	0	0	0
37	Isiah Walker	10	0	0	0	0	0	0	0	0	0	0
38	Willie Henton	10	0	0	0	0	0	0	0	0	0	0
39	Isiah Walker	10	0	0	0	0	0	0	0	0	0	0
40	Willie Henton	10	0	0	0	0	0	0	0	0	0	0
41	Isiah Walker	10	0	0	0	0	0	0	0	0	0	0
42	Willie Henton	10	0	0	0	0	0	0	0	0	0	0
43	Isiah Walker	10	0	0	0	0	0	0	0	0	0	0
44	Willie Henton	10	0	0	0	0	0	0	0	0	0	0
45	Isiah Walker	10	0	0	0	0	0	0	0	0	0	0
46	Willie Henton	10	0	0	0	0	0	0	0	0	0	0
47	Isiah Walker	10	0	0	0	0	0	0	0	0	0	0
48	Willie Henton	10	0	0	0	0	0	0	0	0	0	0
49	Isiah Walker	10	0	0	0	0	0	0	0	0	0	0
50	Willie Henton	10	0	0	0	0	0	0	0	0	0	0
51	Isiah Walker	10	0	0	0	0	0	0	0	0	0	0
52	Willie Henton	10	0	0	0	0	0	0	0	0	0	0
53	Isiah Walker	10	0	0	0	0	0	0	0	0	0	0
54	Willie Henton	10	0	0	0	0	0	0	0	0	0	0
55	Isiah Walker	10	0	0	0	0	0	0	0	0	0	0
56	Willie Henton	10	0	0	0	0	0	0	0	0	0	0
57	Isiah Walker	10	0	0	0	0	0	0	0	0	0	0
58	Willie Henton	10	0	0	0	0	0	0	0	0	0	0
59	Isiah Walker	10	0	0	0	0	0	0	0	0	0	0
60	Willie Henton	10	0	0	0	0	0	0	0	0	0	0
61	Isiah Walker	10	0	0	0	0	0	0	0	0	0	0
62	Willie Henton	10	0	0	0	0	0	0	0	0	0	0
63	Isiah Walker	10	0	0	0	0	0	0	0	0	0	0
64	Willie Henton	10	0	0	0	0	0	0	0	0	0	0
65	Isiah Walker	10	0	0	0	0	0	0	0	0	0	0
66	Willie Henton	10	0	0	0	0	0	0	0	0	0	0
67	Isiah Walker	10	0	0	0	0	0	0	0	0	0	0
68	Willie Henton	10	0	0	0	0	0	0	0	0	0	0
69	Isiah Walker	10	0	0	0	0	0	0	0	0	0	0
70	Willie Henton	10	0	0	0	0	0	0	0	0	0	0
71	Isiah Walker	10	0	0	0	0	0	0	0	0	0	0
72	Willie Henton	10	0	0	0	0	0	0	0	0	0	0
73	Isiah Walker	10	0	0	0	0	0	0	0	0	0	0
74	Willie Henton	10	0	0	0	0	0	0	0	0	0	0
75	Isiah Walker	10	0	0	0	0	0	0	0	0	0	0
76	Willie Henton	10	0	0	0	0	0	0	0	0	0	0
77	Isiah Walker	10	0	0	0	0	0	0	0	0	0	0
78	Willie Henton	10	0	0	0	0	0	0	0	0	0	0
79	Isiah Walker	10	0	0	0	0	0	0	0	0	0	0
80	Willie Henton	10	0	0	0	0	0	0	0	0	0	0
81	Isiah Walker	10	0	0	0	0	0	0	0	0	0	0
82	Willie Henton	10	0	0	0	0	0	0	0	0	0	0
83	Isiah Walker	10	0	0	0	0	0	0	0	0	0	0
84	Willie Henton	10	0	0	0	0	0	0	0	0	0	0
85	Isiah Walker	10	0	0	0	0	0	0	0	0	0	0
86	Willie Henton	10	0	0	0	0	0	0	0	0	0	0
87	Isiah Walker	10	0	0	0	0	0	0	0	0	0	0
88	Willie Henton	10	0	0	0	0	0	0	0	0	0	0
89	Isiah Walker	10	0	0	0	0	0	0	0	0	0	0
90	Willie Henton	10	0	0	0	0	0	0	0	0	0	0
91	Isiah Walker	10	0	0	0	0	0	0	0	0	0	0
92	Willie Henton	10	0	0	0	0	0	0	0	0	0	0
93	Isiah Walker	10	0	0	0	0	0	0	0	0	0	0
94	Willie Henton	10	0	0	0	0	0	0	0	0	0	0
95	Isiah Walker	10	0	0	0	0	0	0	0	0	0	0
96	Willie Henton	10	0	0	0	0	0	0	0	0	0	0
97	Isiah Walker	10	0	0	0	0	0	0	0	0	0	0
98	Willie Henton	10	0	0	0	0	0	0	0	0	0	0
99	Isiah Walker	10	0	0	0	0	0	0	0	0	0	0
100	Willie Henton	10	0	0	0	0	0	0	0	0	0	0

Official Basketball Box Score - Final
North State at Miami
 03/21/21 Final
 2021 Men's Basketball

Official: James Lewis, Clarence Armstrong, Pat DeLoach

NO.	NAME	MIN	FG	3P	FT	REB	AST	ST	PTS	PLUS/MINUS	Shooting By Period	
											1st	2nd
1	Tony Sanders Jr.	34	10	0	0	1	0	0	0	0	0	0
2	Isiah Walker	28	10	0	0	1	0	0	0	0	0	0
3	Corbin Ryan	22	10	0	0	1	0	0	0	0	0	0
4	Isiah Walker	22	10	0	0	1	0	0	0	0	0	0
5	Eljah Olonyi	21	10	0	0	1	0	0	0	0	0	0
6	Isiah Walker	20	10	0	0	1	0	0	0	0	0	0
7	Isiah Walker	19	10	0	0	1	0	0	0	0	0	0
8	Isiah Walker	18	10	0	0	1	0	0	0	0	0	0
9	Isiah Walker	17	10	0	0	1	0	0	0	0	0	0
10	Isiah Walker	16	10	0	0	1	0	0	0	0	0	0
11	Isiah Walker	15	10	0	0	1	0	0	0	0	0	0
12	Isiah Walker	14	10	0	0	1	0	0	0	0	0	0
13	Isiah Walker	13	10	0	0	1	0	0	0	0	0	0
14	Isiah Walker	12	10	0	0	1	0	0	0	0	0	0
15	Isiah Walker	11	10	0	0	1	0	0	0	0	0	0



**2020-21 Miami (FL) Men's Basketball
Player Highs Analysis
All games**

Miami (FL) - Individual Game Highs

POINTS	30		Isaiah Wong vs Louisville (01/16/2021)
	29		Isaiah Wong vs Florida St. (02/24/2021)
	28		Isaiah Wong at Clemson (02/27/2021)
	27		Kameron McGusty vs Boston College (03/05/2021)
	25		Isaiah Wong vs Jacksonville (12/19/2020)
FIELD GOALS MADE	12		Isaiah Wong vs Louisville (01/16/2021)
	10		Isaiah Wong at Clemson (02/27/2021)
FIELD GOAL ATTEMPTS	20		Isaiah Wong vs Louisville (01/16/2021)
	19		Isaiah Wong vs FGCU (12/12/2020)
FIELD GOAL PERCENTAGE (min 5 made)	1.000	(5-5)	Nysier Brooks at Virginia Tech (12/29/2020)
	.800	(8-10)	Elijah Olaniyi vs Duke (02/01/2021)
3 PT FG MADE	4		Kameron McGusty vs Boston College (03/05/2021)
	4		Isaiah Wong vs Florida St. (02/24/2021)
	4		Isaiah Wong at Wake Forest (01/30/2021)
	4		Matt Cross vs Louisville (01/16/2021)
	4		Matt Cross at Virginia Tech (12/29/2020)
3 PT FG ATTEMPTS	12		Isaiah Wong at Syracuse (01/19/2021)
	9		Isaiah Wong at Notre Dame (02/14/2021)
	9		Isaiah Wong at Virginia Tech (12/29/2020)
3 PT FG PERCENTAGE (min 2 made)	.800	(4-5)	Isaiah Wong vs Florida St. (02/24/2021)
	.750	(3-4)	Kameron McGusty at Wake Forest (01/30/2021)
	.750	(3-4)	Matt Cross vs Clemson (01/02/2021)
FREE THROWS MADE	8		Nysier Brooks vs Georgia Tech (02/20/2021)
	8		Isaiah Wong vs Virginia Tech (02/06/2021)
	8		Anthony Walker vs Jacksonville (12/19/2020)
FREE THROW ATTEMPTS	11		Isaiah Wong vs Purdue (12/08/2020)
	10		Nysier Brooks vs Georgia Tech (02/20/2021)
	10		Kameron McGusty vs Purdue (12/08/2020)
FREE THROW PERCENTAGE (min 3 made)	1.000	(8-8)	Anthony Walker vs Jacksonville (12/19/2020)
	1.000	(7-7)	Chris Lykes vs Stetson (12/04/2020)
	1.000	(6-6)	Kameron McGusty vs Florida St. (02/24/2021)
	1.000	(6-6)	Isaiah Wong at Florida St. (01/27/2021)
	1.000	(6-6)	Nysier Brooks at Boston College (01/12/2021)
	1.000	(6-6)	Isaiah Wong vs Clemson (01/02/2021)
	1.000	(5-5)	Kameron McGusty vs Boston College (03/05/2021)
	1.000	(5-5)	Isaiah Wong at Clemson (02/27/2021)
	1.000	(4-4)	Nysier Brooks vs Virginia Tech (02/06/2021)
	1.000	(4-4)	Matt Cross vs Louisville (01/16/2021)
	1.000	(4-4)	Elijah Olaniyi vs North Carolina (01/05/2021)
1.000	(4-4)	Kameron McGusty vs North Florida (11/29/2020)	
1.000	(3-3)	Anthony Walker vs North Carolina (01/05/2021)	
REBOUNDS	15		Nysier Brooks vs FGCU (12/12/2020)
	12		Nysier Brooks vs Virginia Tech (02/06/2021)
	12		Isaiah Wong vs Stetson (12/04/2020)
ASSISTS	9		Harlond Beverly at Wake Forest (01/30/2021)
	7		Kameron McGusty at Clemson (02/27/2021)
	7		Matt Cross vs Clemson (01/02/2021)
STEALS	5		Earl Timberlake vs North Carolina (01/05/2021)
	4		Elijah Olaniyi vs Notre Dame (01/24/2021)
	4		Harlond Beverly vs Purdue (12/08/2020)
BLOCKED SHOTS	3		Nysier Brooks vs Boston College (03/05/2021)
	3		Anthony Walker vs Jacksonville (12/19/2020)
	3		Anthony Walker vs FGCU (12/12/2020)
TURNOVERS	7		Harlond Beverly vs Pittsburgh (12/16/2020)
	6		Harlond Beverly at Syracuse (01/19/2021)



2020-21 Miami (FL) Men's Basketball
Player Highs Analysis
All games

Miami (FL) - Individual Game Highs

FOULS	5	Nysier Brooks vs North Carolina (01/05/2021)
	4	Nysier Brooks vs Boston College (03/05/2021)
	4	Elijah Olaniyi at Clemson (02/27/2021)
	4	Elijah Olaniyi vs Virginia Tech (02/06/2021)
	4	Nysier Brooks vs Louisville (01/16/2021)
	4	Earl Timberlake at NC State (01/09/2021)
	4	Isaiah Wong at Virginia Tech (12/29/2020)
	4	Elijah Olaniyi vs Jacksonville (12/19/2020)
	4	Harlond Beverly vs Jacksonville (12/19/2020)
	4	Nysier Brooks vs Pittsburgh (12/16/2020)
4	Anthony Walker vs FGCU (12/12/2020)	



2020-21 Miami (FL) Men's Basketball
Team Game-by-Game
All games

Opponent	Date	Score	W/L	Total		3-Pointers		Free throws		Rebounds				PF	A	TO	BLK	STL	PTS	AVG
				FG-FGA	PCT	3FG-FGA	PCT	FT-FTA	PCT	OFF	DEF	TOT	AVG							
North Florida	11/29/2020	77-59	W	29-59	.492	5-16	.313	14-23	.609	10	37	47	47.0	11	18	16	6	11	77	77.0
Stetson	12/04/2020	82-60	W	28-64	.438	8-23	.348	18-23	.783	13	36	49	48.0	12	18	10	3	6	82	79.5
Purdue	12/08/2020	58-54	W	20-47	.426	1-17	.059	17-29	.586	7	26	33	43.0	14	12	13	5	7	58	72.3
FGCU	12/12/2020	62-66	L	25-59	.424	3-19	.158	9-13	.692	14	29	43	43.0	15	8	15	8	7	62	69.8
Pittsburgh	12/16/2020	55-70	L	17-52	.327	5-24	.208	16-31	.516	6	23	29	40.2	14	7	13	5	6	55	66.8
Jacksonville	12/19/2020	73-64	W	23-60	.383	6-20	.300	21-25	.840	19	30	49	41.7	20	9	16	5	4	73	67.8
at Virginia Tech	12/29/2020	78-80	L	30-56	.536	10-25	.400	8-10	.800	5	29	34	40.6	19	20	19	2	7	78	69.3
Clemson	01/02/2021	65-66	L	23-49	.469	7-17	.412	12-18	.667	9	26	35	39.9	13	17	16	3	7	65	68.8
North Carolina	01/05/2021	65-67	L	22-63	.349	3-16	.188	18-22	.818	12	27	39	39.8	17	9	14	7	14	65	68.3
at NC State	01/09/2021	64-59	W	22-48	.458	5-11	.455	15-20	.750	6	24	30	38.8	15	6	12	4	6	64	67.9
at Boston College	01/12/2021	62-84	L	24-53	.453	2-16	.125	12-18	.667	9	25	34	38.4	10	8	12	2	4	62	67.4
Louisville	01/16/2021	78-72	W	29-59	.492	8-20	.400	12-19	.632	12	26	38	38.3	13	15	12	1	3	78	68.3
at Syracuse	01/19/2021	57-83	L	22-56	.393	4-25	.160	9-13	.692	10	23	33	37.9	12	9	17	5	6	57	67.4
Notre Dame	01/24/2021	59-73	L	24-62	.387	3-22	.136	8-10	.800	8	20	28	37.2	13	9	10	3	11	59	66.8
at Florida St.	01/27/2021	59-81	L	20-54	.370	9-23	.391	10-17	.588	7	16	23	36.3	9	7	13	2	10	59	66.3
at Wake Forest	01/30/2021	54-66	L	22-51	.431	9-16	.563	1-8	.125	3	27	30	35.9	12	13	10	6	7	54	65.5
Duke	02/01/2021	77-75	W	31-59	.525	7-13	.538	8-13	.615	11	22	33	35.7	11	14	14	5	9	77	66.2
Virginia Tech	02/06/2021	76-80	Lot	24-58	.414	6-20	.300	22-26	.846	9	28	37	35.8	12	12	12	2	5	76	66.7
at Notre Dame	02/14/2021	61-71	L	22-68	.324	5-22	.227	12-21	.571	15	27	42	36.1	10	7	5	4	6	61	66.4
Georgia Tech	02/20/2021	60-87	L	20-51	.392	5-17	.294	15-21	.714	7	19	26	35.6	5	10	15	2	4	60	66.1
Florida St.	02/24/2021	71-88	L	24-70	.343	8-23	.348	15-19	.789	17	19	36	35.6	8	9	8	2	6	71	66.3
at Clemson	02/27/2021	58-66	L	22-50	.440	5-15	.333	9-10	.900	7	25	32	35.5	10	12	13	2	3	58	66.0
at Virginia	03/01/2021	51-62	L	20-52	.385	4-15	.267	7-8	.875	6	26	32	35.3	11	5	11	4	5	51	65.3
Boston College	03/05/2021	80-76	W	27-63	.429	7-24	.292	19-26	.731	11	28	39	35.5	14	15	7	6	6	80	65.9
Total		1582		570-1363	.418	135-459	.294	307-443	.693	233	618	851	35.5	300	269	303	94	160	1582	65.9
Opponents		1709		642-1442	.445	219-594	.369	206-286	.720	220	624	844	35.2	369	362	291	98	171	1709	71.2

Miami (FL) Averages

Games Played	Points/game	FG Pct	3FG Pct	FT Pct	Rebounds/game	Assists/game	Turnovers/game	Assist/Turnover ratio	Steals/game	Blocks/game
24	65.9	41.8	29.4	69.3	35.5	11.2	12.6	0.9	6.7	3.9



**2020-21 Miami (FL) Men's Basketball
Team High/Low Analysis
All games**

Miami (FL) - Game Highs

POINTS	82		Stetson (12/04/2020)
	80		Boston College (03/05/2021)
	78		Louisville (01/16/2021)
	78		at Virginia Tech (12/29/2020)
	77		Duke (02/01/2021)
	77		North Florida (11/29/2020)
FIELD GOALS MADE	31		Duke (02/01/2021)
	30		at Virginia Tech (12/29/2020)
FIELD GOAL ATTEMPTS	70		Florida St. (02/24/2021)
	68		at Notre Dame (02/14/2021)
FIELD GOAL PERCENTAGE	.536	(30-56)	at Virginia Tech (12/29/2020)
	.525	(31-59)	Duke (02/01/2021)
3 PT FG MADE	10		at Virginia Tech (12/29/2020)
	9		at Wake Forest (01/30/2021)
	9		at Florida St. (01/27/2021)
3 PT FG ATTEMPTS	25		at Syracuse (01/19/2021)
	25		at Virginia Tech (12/29/2020)
3 PT FG PERCENTAGE	.563	(9-16)	at Wake Forest (01/30/2021)
	.538	(7-13)	Duke (02/01/2021)
FREE THROWS MADE	22		Virginia Tech (02/06/2021)
	21		Jacksonville (12/19/2020)
FREE THROW ATTEMPTS	31		Pittsburgh (12/16/2020)
	29		Purdue (12/08/2020)
FREE THROW PERCENTAGE	.900	(9-10)	at Clemson (02/27/2021)
	.875	(7-8)	at Virginia (03/01/2021)
REBOUNDS	49		Jacksonville (12/19/2020)
	49		Stetson (12/04/2020)
ASSISTS	20		at Virginia Tech (12/29/2020)
	18		Stetson (12/04/2020)
	18		North Florida (11/29/2020)
STEALS	14		North Carolina (01/05/2021)
	11		Notre Dame (01/24/2021)
	11		North Florida (11/29/2020)
BLOCKED SHOTS	8		FGCU (12/12/2020)
	7		North Carolina (01/05/2021)
TURNOVERS	19		at Virginia Tech (12/29/2020)
	17		at Syracuse (01/19/2021)
FOULS	20		Jacksonville (12/19/2020)
	19		at Virginia Tech (12/29/2020)

**Individual Double-Doubles (as of Mar 05, 2021)
All games**

Harlond Beverly	11 pts, 11 reb; NORTH FLORIDA, 11/29/20
Nysier Brooks	13 pts, 15 reb; FGCU, 12/12/20
Nysier Brooks	10 pts, 12 reb; #16 VIRGINIA TECH, 02/06/21
Elijah Olaniyi	15 pts, 10 reb; #16/18 LOUISVILLE, 01/16/21
Anthony Walker	12 pts, 10 reb; PITTSBURGH, 12/16/20
Anthony Walker	18 pts, 10 reb; JACKSONVILLE, 12/19/20
Anthony Walker	14 pts, 10 reb; at Notre Dame, 02/14/21
Anthony Walker	13 pts, 10 reb; at Clemson, 02/27/21
Isaiah Wong	17 pts, 12 reb; STETSON, 12/04/20



**2020-21 Miami (FL) Men's Basketball
Season Schedule/Results & Leaders
All games**

Game Records

Record	Overall	Home	Away	Neutral
ALL GAMES	8-16	7-8	1-8	0-0
CONFERENCE	4-15	3-7	1-8	0-0
NON-CONFERENCE	4-1	4-1	0-0	0-0

Team Results

Date	Opponent		Score	Att.	High Points	High Rebounds
11/29/2020	North Florida	W	77-59	0	(20) WONG, Isaiah	(11) BEVERLY, Harlond
12/04/2020	Stetson	W	82-60	0	(20) LYKES, Chris	(12) WONG, Isaiah
12/08/2020	Purdue	W	58-54	0	(18) MCGUSTY, Kameron	(9) BEVERLY, Harlond
12/12/2020	FGCU	L	62-66	0	(20) WONG, Isaiah	(15) BROOKS, Nysier
12/16/2020	Pittsburgh	L	55-70	0	(21) WONG, Isaiah	(10) WALKER, Anthony
12/19/2020	Jacksonville	W	73-64	0	(25) WONG, Isaiah	(10) WALKER, Anthony
12/29/2020	at Virginia Tech	L	78-80	250	(16) WONG, Isaiah	(9) BEVERLY, Harlond
					(16) CROSS, Matt	
01/02/2021	Clemson	L	65-66	0	(13) WONG, Isaiah	(8) TIMBERLAKE, Earl
01/05/2021	North Carolina	L	65-67	0	(12) TIMBERLAKE, Earl	(6) BROOKS, Nysier
01/09/2021	at NC State	W	64-59	0	(24) WONG, Isaiah	(9) WONG, Isaiah
01/12/2021	at Boston College	L	62-84	0	(14) BROOKS, Nysier	(8) TIMBERLAKE, Earl
					(14) OLANIYI, Elijah	
01/16/2021	Louisville	W	78-72	0	(30) WONG, Isaiah	(11) BROOKS, Nysier
01/19/2021	at Syracuse	L	57-83	0	(16) WONG, Isaiah	(6) BROOKS, Nysier
01/24/2021	Notre Dame	L	59-73	0	(20) MCGUSTY, Kameron	(5) GAK, Deng
						(5) OLANIYI, Elijah
01/27/2021	at Florida St.	L	59-81	2825	(21) WONG, Isaiah	(5) BROOKS, Nysier
01/30/2021	at Wake Forest	L	54-66	82	(17) MCGUSTY, Kameron	(7) WONG, Isaiah
						(7) WALKER, Anthony
02/01/2021	Duke	W	77-75	0	(21) OLANIYI, Elijah	(7) OLANIYI, Elijah
02/06/2021	Virginia Tech	Lot	76-80	0	(19) OLANIYI, Elijah	(12) BROOKS, Nysier
					(19) WONG, Isaiah	
02/14/2021	at Notre Dame	L	61-71	114	(17) WONG, Isaiah	(10) BROOKS, Nysier
						(10) WALKER, Anthony
02/20/2021	Georgia Tech	L	60-87	0	(18) OLANIYI, Elijah	(7) OLANIYI, Elijah
02/24/2021	Florida St.	L	71-88	0	(29) WONG, Isaiah	(7) WALKER, Anthony
02/27/2021	at Clemson	L	58-66	1876	(28) WONG, Isaiah	(10) WALKER, Anthony
03/01/2021	at Virginia	L	51-62	0	(14) MCGUSTY, Kameron	(10) WALKER, Anthony
03/05/2021	Boston College	W	80-76	0	(27) MCGUSTY, Kameron	(8) OLANIYI, Elijah



2020-21 Miami (FL) Men's Basketball Combined Team Statistics In Conference games

Game Records

Record	Overall	Home	Away	Neutral
ALL GAMES	4-15	3-7	1-8	0-0
CONFERENCE	4-15	3-7	1-8	0-0
NON-CONFERENCE	0-0	0-0	0-0	0-0

Score by Periods

Team	1st	2nd	OT	TOT
Miami (FL)	543	685	2	1230
Opponents	665	735	6	1406

Team Box Score

No.	Player				Total		3-Point		F-Throw		Rebounds											
		GP-GS	MIN	AVG	FG-FGA	FG%	3FG-FGA	3FG%	FT-FTA	FT%	OFF	DEF	TOT	AVG	PF	DQ	A	TO	BLK	STL	PTS	AVG
2	WONG, Isaiah	19-18	665:59	35.1	104-249	.418	40-105	.381	69-84	.821	11	74	85	4.5	31	0	46	33	9	20	317	16.7
23	MCGUSTY, Kameron	13-11	456:32	35.1	63-145	.434	17-49	.347	28-32	.875	5	44	49	3.8	11	0	37	33	1	18	171	13.2
4	OLANIYI, Elijah	17-14	565:26	33.3	72-170	.424	18-69	.261	33-49	.673	24	68	92	5.4	33	0	15	30	7	19	195	11.5
1	WALKER, Anthony	18-12	470:30	26.1	61-150	.407	12-47	.255	36-53	.679	21	59	80	4.4	34	0	15	30	13	11	170	9.4
13	TIMBERLAKE, Earl	6-3	165:12	27.5	19-44	.432	1-5	.200	14-21	.667	10	20	30	5.0	18	0	15	19	4	11	53	8.8
3	BROOKS, Nysier	19-17	506:54	26.7	48-92	.522	0-4	.000	31-50	.620	43	58	101	5.3	45	1	16	23	16	9	127	6.7
33	CROSS, Matt	9-5	229:51	25.5	19-46	.413	16-37	.432	6-6	1.000	3	19	22	2.4	14	0	15	14	4	9	60	6.7
5	BEVERLY, Harlond	14-12	399:17	28.5	37-113	.327	5-31	.161	10-27	.370	2	47	49	3.5	18	0	41	36	4	19	89	6.4
22	GAK, Deng	18-2	254:16	14.1	18-37	.486	1-2	.500	0-1	.000	13	36	49	2.7	19	0	3	10	9	7	37	2.1
15	HERENTON, Willie	12-1	103:45	8.6	4-27	.148	2-15	.133	1-7	.143	3	6	9	0.8	5	0	1	0	0	2	11	0.9
10	GKOGKOS, Filippos	4-0	07:18	1.8	0-1	.000	0-0	.000	0-0	.000	1	0	1	0.3	0	0	0	0	0	0	0	0.0
Team											34	29	63					5				
Total		19	3825		445-1074	.414	112-364	.308	228-330	.691	170	460	630	33.2	228	1	204	233	67	125	1230	64.7
Opponents		19	3825		531-1142	.465	169-440	.384	175-234	.748	177	510	687	36.2	278	2	291	221	84	136	1406	74.0

Team Statistics

	MIAMI	OPP
Scoring	1230	1406
Points per game	64.7	74.0
Scoring margin	-9.3	-
Field goals-att	445-1074	531-1142
Field goal pct	.414	.465
3 point fg-att	112-364	169-440
3-point FG pct	.308	.384
3-pt FG made per game	5.9	8.9
Free throws-att	228-330	175-234
Free throw pct	.691	.748
F-Throws made per game	12.0	9.2
Rebounds	630	687
Rebounds per game	33.2	36.2
Rebounding margin	-3.0	-
Assists	204	291
Assists per game	10.7	15.3
Turnovers	233	221
Turnovers per game	12.3	11.6
Turnover margin	-0.6	-
Assist/turnover ratio	0.9	1.3
Steals	125	136
Steals per game	6.6	7.2
Blocks	67	84
Blocks per game	3.5	4.4
Winning streak	1	-
Home win streak	1	-
Attendance	0	5147
Home games-Avg/Game	10-0	9-572
Neutral site-Avg/Game	-	0-0

Team Results

Date	Opponent		Score	Att.
12/16/2020	Pittsburgh	L	55-70	0
12/29/2020	at Virginia Tech	L	78-80	250
01/02/2021	Clemson	L	65-66	0
01/05/2021	North Carolina	L	65-67	0
01/09/2021	at NC State	W	64-59	0
01/12/2021	at Boston College	L	62-84	0
01/16/2021	Louisville	W	78-72	0
01/19/2021	at Syracuse	L	57-83	0
01/24/2021	Notre Dame	L	59-73	0
01/27/2021	at Florida St.	L	59-81	2825
01/30/2021	at Wake Forest	L	54-66	82
02/01/2021	Duke	W	77-75	0
02/06/2021	Virginia Tech	Lot	76-80	0
02/14/2021	at Notre Dame	L	61-71	114
02/20/2021	Georgia Tech	L	60-87	0
02/24/2021	Florida St.	L	71-88	0
02/27/2021	at Clemson	L	58-66	1876
03/01/2021	at Virginia	L	51-62	0
03/05/2021	Boston College	W	80-76	0



2020-21 Miami (FL) Men's Basketball Combined Team Statistics All games

Game Records

Record	Overall	Home	Away	Neutral
ALL GAMES	8-16	7-8	1-8	0-0
CONFERENCE	4-15	3-7	1-8	0-0
NON-CONFERENCE	4-1	4-1	0-0	0-0

Score by Periods

Team	1st	2nd	OT	TOT
Miami (FL)	704	876	2	1582
Opponents	812	891	6	1709

Team Box Score

No.	Player	Total			3-Point		F-Throw		Rebounds				Other									
		GP-GS	MIN	AVG	FG-FGA	FG%	3FG-FGA	3FG%	FT-FTA	FT%	OFF	DEF	TOT	AVG	PF	DQ	A	TO	BLK	STL	PTS	AVG
2	WONG, Isaiah	24-23	841:54	35.1	139-323	.430	47-132	.356	85-106	.802	22	97	119	5.0	38	0	54	41	13	27	410	17.1
00	LYKES, Chris	2-2	56:42	28.4	8-22	.364	5-11	.455	10-11	.909	0	8	8	4.0	4	0	11	3	1	4	31	15.5
23	MCGUSTY, Kameron	17-15	553:47	32.6	77-177	.435	20-59	.339	39-46	.848	7	56	63	3.7	13	0	47	41	1	21	213	12.5
4	OLANIYI, Elijah	18-15	585:31	32.5	73-174	.420	18-70	.257	35-51	.686	24	68	92	5.1	37	0	15	32	7	19	199	11.1
1	WALKER, Anthony	23-13	594:12	25.8	78-182	.429	13-57	.228	49-69	.710	23	80	103	4.5	44	0	19	39	19	14	218	9.5
13	TIMBERLAKE, Earl	7-3	190:43	27.2	22-49	.449	2-7	.286	19-27	.704	11	24	35	5.0	21	0	17	23	4	12	65	9.3
33	CROSS, Matt	14-9	369:38	26.4	35-78	.449	20-50	.400	7-8	.875	15	34	49	3.5	22	0	20	21	7	11	97	6.9
3	BROOKS, Nysier	24-22	642:46	26.8	62-123	.504	0-5	.000	39-63	.619	57	82	139	5.8	58	1	17	32	23	12	163	6.8
5	BEVERLY, Harlond	19-15	545:23	28.7	51-154	.331	7-47	.149	19-47	.404	6	80	86	4.5	32	0	62	52	6	29	128	6.7
22	GAK, Deng	22-2	305:11	13.9	21-48	.438	1-4	.250	2-4	.500	17	47	64	2.9	22	0	5	11	12	7	45	2.0
15	HERENTON, Willie	14-1	111:09	7.9	4-30	.133	2-17	.118	1-7	.143	3	6	9	0.6	5	0	2	0	0	2	11	0.8
14	MILLER, Rodney	5-0	20:45	4.2	0-2	.000	0-0	.000	2-4	.500	2	0	2	0.4	4	0	0	2	1	2	2	0.4
10	GKOGKOS, Filippos	4-0	07:18	1.8	0-1	.000	0-0	.000	0-0	.000	1	0	1	0.3	0	0	0	0	0	0	0	0.0
Team											45	36	81					6				
Total		24	4825		570-1363	.418	135-459	.294	307-443	.693	233	618	851	35.5	300	1	269	303	94	160	1582	65.9
Opponents		24	4825		642-1442	.445	219-594	.369	206-286	.720	220	624	844	35.2	369	7	362	291	98	171	1709	71.2

Team Statistics

	MIAMI	OPP
Scoring	1582	1709
Points per game	65.9	71.2
Scoring margin	-5.3	-
Field goals-att	570-1363	642-1442
Field goal pct	.418	.445
3 point fg-att	135-459	219-594
3-point FG pct	.294	.369
3-pt FG made per game	5.6	9.1
Free throws-att	307-443	206-286
Free throw pct	.693	.720
F-Throws made per game	12.8	8.6
Rebounds	851	844
Rebounds per game	35.5	35.2
Rebounding margin	+0.3	-
Assists	269	362
Assists per game	11.2	15.1
Turnovers	303	291
Turnovers per game	12.6	12.1
Turnover margin	-0.5	-
Assist/turnover ratio	0.9	1.2
Steals	160	171
Steals per game	6.7	7.1
Blocks	94	98
Blocks per game	3.9	4.1
Winning streak	1	-
Home win streak	1	-
Attendance	0	5147
Home games-Avg/Game	15-0	9-572
Neutral site-Avg/Game	-	0-0

Team Results

Date	Opponent		Score	Att.
11/29/2020	North Florida	W	77-59	0
12/04/2020	Stetson	W	82-60	0
12/08/2020	Purdue	W	58-54	0
12/12/2020	FGCU	L	62-66	0
12/16/2020	Pittsburgh	L	55-70	0
12/19/2020	Jacksonville	W	73-64	0
12/29/2020	at Virginia Tech	L	78-80	250
01/02/2021	Clemson	L	65-66	0
01/05/2021	North Carolina	L	65-67	0
01/09/2021	at NC State	W	64-59	0
01/12/2021	at Boston College	L	62-84	0
01/16/2021	Louisville	W	78-72	0
01/19/2021	at Syracuse	L	57-83	0
01/24/2021	Notre Dame	L	59-73	0
01/27/2021	at Florida St.	L	59-81	2825
01/30/2021	at Wake Forest	L	54-66	82
02/01/2021	Duke	W	77-75	0
02/06/2021	Virginia Tech	Lot	76-80	0
02/14/2021	at Notre Dame	L	61-71	114
02/20/2021	Georgia Tech	L	60-87	0
02/24/2021	Florida St.	L	71-88	0
02/27/2021	at Clemson	L	58-66	1876
03/01/2021	at Virginia	L	51-62	0
03/05/2021	Boston College	W	80-76	0