



MIAMI BASKETBALL

2018-19 SCHEDULE/RESULTS

OPPONENT	TV	TIME/SCORE
OCTOBER		
30 BARRY (EXHIBITION)	ACCNE	W, 91-61
NOVEMBER (5-2)		
9 LEHIGH	ACCNE	W, 83-62
13 STEPHEN F. AUSTIN	ESPNU	W, 96-58
17 BETHUNE-COOKMAN	ACCNE	W, 78-70
22 vs. La Salle ¹	ESPNU	W, 85-49
23 vs. Fresno State ¹	ESPN2	W, 78-76
25 vs. Seton Hall ¹	ESPN2	L, 81-83
28 RUTGERS ²	ESPNU	L, 54-57
DECEMBER (3-2)		
1 vs. Yale ³	ESPN3	L, 73-77
4 at Penn	ESPN+	L, 75-89
19 HOUSTON BAPTIST	ACCNE	W, 80-73
22 FLORIDA ATLANTIC	ACCNE	W, 75-55
29 CAMPBELL	RSN	W, 73-62
JANUARY (1-7)		
3 No. 18/19 NC STATE	ESPNU	L, 82-87
6 at Louisville	ESPNU	L, 73-90
9 at No. 13 Florida State	RSN	L, 62-68
12 WAKE FOREST	RSN	W, 76-65
19 No. 13/15 N. CAROLINA	ESPN2	L, 76-85
24 at Syracuse	Raycom	L, 53-73
27 No. RV/23 FLORIDA STATE	ESPNU	L, 66-78
30 No. 12/11 VIRGINIA TECH	ESPN2	L, 70-82
FEBRUARY (3-4)		
2 at No. 3 Virginia	Raycom	L, 46-56
6 NOTRE DAME	ESPN2	W, 62-47
9 at No. 8 North Carolina	Raycom	L, 85-88 (OT)
13 CLEMSON	ESPN2	W, 65-64
17 at Boston College	ESPNU	L, 57-64
23 GEORGIA TECH	RSN	W, 80-65
26 at Wake Forest	RSN	L, 75-76
MARCH (2-3)		
2 at No. 3/2 Duke	CBS	L, 57-87
5 PITTSBURGH	Raycom	W, 76-63
8 at No. 15/16 Virginia Tech	ESPN2	L, 70-84
12 vs. Wake Forest ⁴	ESPN	W, 79-71
13 vs. No. 16/15 Virginia Tech ⁴	ESPN/ Raycom	L, 56-71

BOLD CAPS denotes home games at Watsco Center, Coral Gables, Fla.

[##] denotes Miami's AP/USA TODAY ranking

* ACC game

¹ Wooden Legacy, Fullerton, Calif.; ² ACC/Big Ten Challenge

³ Hoophall Miami Invitational, AmericanAirlines Arena (Miami, Fla.)

⁴ ACC Tournament, Spectrum Center, Charlotte, N.C.

All times Eastern and subject to change

ATHLETICS COMMUNICATIONS

Assistant AD for Communications & Content:

Andy Fledderjohann (Men's Basketball Contact)

Email: afledderjohann@miami.edu

Cell Phone: 434-906-0075

Twitter/Instagram/Facebook: @CanesHoops

FINAL GAME NOTES



MIAMI HURRICANES (14-18, 5-13 ACC)

Head Coach: Jim Larrañaga (Providence, '71)

Record at UM: 175-97 (8th season), Career Record: 645-431 (35th season)

THINGS TO KNOW

- Miami is 15-13 all-time in the ACC Tournament. The Canes have won at least one game in the tournament in seven of Jim Larrañaga's eight seasons at the helm.
- Miami is the only power conference team with five players each averaging at least 11 points per game.
- Over the last 10 games, Anthony Lawrence II is averaging 15.2 ppg, 9.1 rpg and 3.7 apg. He owns five double-doubles in the last six games.
- Lawrence averaged a double-double (15 pts, 10 reb) in two games against Virginia Tech this season, while Chris Lykes averaged 17.5 ppg and 6.5 apg against the Hokies.
- Lykes is 10th in the ACC in overall scoring (16.1 ppg) and eighth in conference play (15.9 ppg).
- Zach Johnson is one of 14 players nationally with 1,700 career points and 350 assists.
- As a team Miami ranks ninth nationally in fewest fouls per game (14.6).

MIAMI IN ACC TOURNAMENT

Competing in its 15th ACC Tournament, Miami is 15-13 all-time in the event.

The Canes are the No. 12 seed for the third time (2007, 2010). As the 12-seed in 2010, UM upset the No. 5 seed (Wake Forest) and No. 4 seed (Virginia Tech) en route to a semifinal appearance.

UM is 2-1 in tournament games in Charlotte (2008).

In head coach Jim Larrañaga's eight seasons, Miami is 9-6 in the ACC Tournament, winning at least one game in seven of the appearances.

UM has won at least one game in the tournament in 12 of 15 seasons.

LAWRENCE STEPS UP IN STRETCH RUN

Over the last 10 games, Anthony Lawrence II is averaging 15.2 ppg, 9.1 rpg and 3.7 apg.

Lawrence recorded six double-doubles, including five in the last six games, in that span. He scored a career-high 27 points on March 5 against Pitt.

He nearly became the third UM player to record a triple-double but fell an assist shy on Feb. 23 against Georgia Tech (16 pts, 10 rebs, nine assists).

THE MAGNIFICENT SEVEN

Miami has primarily played with a rotation of seven players this season.

UM currently has seven scholarship student-athletes available, plus Willie Herenton, a former walk-on who in January was awarded a scholarship for the remainder of the school year.

Chris Lykes (33.9, 12th), Anthony Lawrence (33.3, 14th) and DJ Vasiljevic (31.7, 23rd) rank in the ACC's top 25 in minutes played, while Zach Johnson (31.5) is just outside the top 25.

THE LYKES SHOW

Chris Lykes is averaging 16.1 ppg and ranks 10th in the ACC in scoring. He averaged 15.9 ppg in ACC games, which is eighth among all ACC players.

Lykes owns 10 20-point games this season and upped his scoring average by 6.5 ppg from his freshman season, marking the third-largest increase among active ACC players.

Lykes has scored in double figures in 26 of 31 outings, including 19 games of 16 or more points.

BALANCE ON OFFENSE

Miami is the only power conference team with five players averaging at least 11 points per game.

The Miami five: Chris Lykes (16.1), Anthony Lawrence (12.8), Zach Johnson (12.1), DJ Vasiljevic (11.6) and Ebuka Izundu (11.0).

The five also averaged in double figures in conference play, led by Lykes at 15.9 ppg and followed by Lawrence (12.2), Johnson (11.2), Izundu (10.5) and Vasiljevic (10.4).

LAWRENCE ETCHING NAME IN MIAMI RECORDS BOOK

Anthony Lawrence II joined Miami's 1,000-point club last Tuesday against Pitt, becoming the 39th Hurricane to reach the milestone. After a 20-point

PROJECTED STARTING LINEUP

Pos. No.	Name	Yr.	Ht.	Wt.	PPG	RPG	APG	Of Note
G 0	Chris Lykes	So.	5-7	157	16.1	2.7	3.3	Averaged 17.5 ppg, 6.5 apg vs. Va. Tech this year
G 1	Dejan (DJ) Vasiljevic	Jr.	6-3	184	11.6	4.5	1.2	Ranks eighth in career 3-pointers at UM (195)
G 3	Anthony Lawrence II	Sr.	6-7	207	12.8	6.5	3.0	Currently 36th in career scoring at UM (1,039)
G 5	Zach Johnson	R-Sr.	6-2	192	12.1	2.9	2.5	Second in ACC in steals in conference games (34)
C 15	Ebuka Izundu	Sr.	6-10	232	11.0	8.5	1.3*	12 games of double-figure rebounds this season
RESERVES								
G 2	Willie Herenton	So	6-1	178	0.9	0.1	0.0	Walk-on who earned scholarship on Jan. 18
G 10	Dominic Proctor	So.	6-6	180	0.0	0.0	0.0	Joined team as walk-on for 2018-19 season
G 13	Anthony Mack	R-Fr.	6-6	214	2.6	1.0	0.7	Hit pair of 3-pointers and scored six points at Duke
F 21	Sam Waardenburg	R-So.	6-10	216	5.4	3.5	1.2	Averaged 6.2 ppg, 26.1 mpg in last 13 games

*Blocks per game

BROADCAST BULLET POINTS



0 CHRIS LYKES

So. • 5-7 • 157 • Guard
Mitchellville, Md. • Gonzaga HS

- 2018-19: 16.2 ppg, 2.6 rpg, 3.3 apg, 1.4 spg**
- 10th in ACC in overall scoring; eighth in ACC play (15.9 ppg)
 - Has third-highest scoring increase in ACC this season (+6.6 ppg)
 - Second-leading scorer among players under 6-feet tall in basketball's six power conferences (Markus Howard, Marquette, 25.0 ppg)
 - Named to All-ACC Academic Team each of last two seasons
 - Had offseason surgery on right shoulder



1 DJ VASILJEVIC

Jr. • 6-3 • 184 • Guard
Melbourne, Australia • Australian Institute of Sport


- 2018-19: 11.3 ppg, 4.5 rpg**
- Seventh in ACC in 3FG (2.4/game)
 - 191 career 3FG made (eighth in UM history)
 - Led ACC in 3-point shooting last season (41.1%)
 - Named to All-ACC Academic Team last season; on track to graduate in spring with bachelor's degree in management
 - Named top Australian junior in college hoops by FOX Sports Australia
 - Lost 20 lbs during offseason; also had offseason foot surgery



2 WILLIE HERENTON

So. • 6-1 • 178 • Guard
Lincolnshire, Ill. • Stevenson HS

- 2018-19: 0.9 ppg, 0.1 rpg**
- Walk-on for 2018-19 season but awarded scholarship on Jan. 18
 - Finished as one of top scorers in Stevenson HS history despite playing one year as full-time starter
 - Home schooled until high school
 - Brother Rodney is junior on Stanford basketball team
 - Parents, Rodney and Andrea, both attended Harvard



3 ANTHONY LAWRENCE II

Sr. • 6-7 • 207 • Guard
St. Petersburg, Fla. • Lakewood Senior HS

- 2018-19: 12.6 ppg, 6.4 rpg, 3.0 apg, 1.2 spg**
- Has played in 128 career games (team-high 70 ACC games)
 - 39th in career scoring at Miami (1,019 points)
 - Seventh in career games, ninth in career steals at UM
 - Started 70 of Miami's last 71 games, dating to 2016-17 season
 - Was point guard in high school
 - Father, Anthony Sr., played at UM from 1991-94



5 ZACH JOHNSON

R-Sr. • 6-2 • 192 • Guard
Miami, Fla. • Florida Gulf Coast • Norland HS


- 2018-19: 12.1 ppg, 2.9 rpg, 2.5 apg, 1.7 spg**
- Graduate transfer from Florida Gulf Coast
 - 1 of 14 active players nationally w/1,700 pts and 350 assists
 - Has scored 1,706 points and played in 133 career games (both team highs); FGCU's fourth all-time leading scorer
 - Scored 37 points in A-Sun Championship game last season and averaged 18.2 ppg in nine career A-Sun Tournament games
 - First-Team All-A-Sun pick last season (16.1 ppg, 3.3 rpg, 3.0 apg)
 - Earned bachelor's degree in legal studies from FGCU



10 DOMINIC PROCTOR

So. • 6-6 • 180 • Guard
Las Vegas, Nev. • Bishop Gorman HS

- 2018-19: 0.0 ppg, 0.0 rpg**
- Walked on for 2018-19 season
 - Was 14th-ranked player in Nevada in 2017 per 24/7 Sports
 - Father (Michael) played basketball at Cornell



13 ANTHONY MACK

R-Fr. • 6-6 • 214 • Guard
Las Vegas, Nev. • Wyoming • Blair Academy (N.J.)

- 2018-19: 2.6 ppg, 1.1 rpg**
- Averaging 16.6 mins per game in last 21 games (total of five points in 33 minutes in team's first nine games)
 - Transfer from University of Wyoming who was granted waiver for immediate eligibility for this season
 - High school teammates with Deng Gak at Blair Academy (N.J.)



14 RODNEY MILLER JR.

Jr. • 7-0 • 255 • Center
Laurelton, N.Y. • Oak Hill Academy

- 2018-19: has not played**
- Redshirting 2018-19 season
 - Lost 25 pounds during the offseason
 - Has played in 30 career games



15 EBUKA IZUNDU

Sr. • 6-10 • 232 • Center
Nigeria/Charlotte, N.C. • Victory Christian Center

- 2018-19: 11.2 ppg, 8.6 rpg, 1.3 bpg**
- Fourth in ACC in rebounding and first in offensive boards (3.63/gm)
 - Has played in 109 career games
 - Has more than doubled his averages from last season (5.0 ppg, 3.8 rpg per game in 2017-18)
 - Named to ACC Academic Honor Roll for first time last year
 - Moved to U.S in 2013 at age 17; grew up playing soccer, then started playing basketball in 2011



21 SAM WAARDENBURG

R-So. • 6-10 • 216 • Forward
Auckland, New Zealand • Rangitoto College

- 2018-19: 5.6 ppg, 3.3 rpg**
- Started 11 games; averaging 24.6 minutes per game
 - Averaging 6.3 ppg, 26.3 mpg, 12-24 3FG in last 12 games
 - Played in 21 games off bench last season, including each of last 15 contests (averaged 3.3 ppg and 2.8 rpg)
 - Shot 43.8 percent (14-32) from 3-point range last year



22 DENG GAK

R-Fr. • 6-10 • 211 • Forward
Sydney, Australia • Blair Academy (N.J.)

- 2018-19: 2.5 ppg, 4.1 rpg, 1.1 bpg (8 games)**
- Out for season (left knee injury suffered Dec. 1 vs. Yale)
 - Redshirted 2017-18 season and has put on about 20 pounds since he arrived at UM
 - Brother, Gorjok, is junior center at Florida



23 KAMERON MCGUSTY

Jr. • 6-5 • 192 • Guard
Katy, Texas • Oklahoma • Sunrise Christian Academy (Kansas)

- 2018-19: Redshirt Season**
- Sitting out 2018-19 season per NCAA transfer regulations
 - 9.4 ppg, 2.0 rpg in 63 career games (25 starts) at Oklahoma
 - Was Big 12 All-Freshman Team selection in 2017
 - Father, Kerol, played college basketball at Stephen F. Austin

game Tuesday, he currently has 1,039 points.

With three points Wednesday, Lawrence can move into a tie for 34th place with Julie Cohen (1959-62) and Dick Miani (1952-56).

Lawrence has played in 129 career games, tied for sixth most in program history. With his next appearance he will tie Brian Asbury (2005-09) for fifth in school history at 130 games.

With 144 career steals, Lawrence is ninth most in program history.

THE ACC GRIND CONTINUES

To put it mildly, Miami's ACC slate has been tough.

A league-high eight of Miami's 18 conference games pitted the Canes against teams currently ranked in the AP or USA Today Coaches Top 25 polls.

The Canes' conference schedule included home-and-homes with Florida State, UNC and Virginia Tech, all of which are currently ranked in the top 15.

Seven of Miami's first 11 league games were against teams that are currently ranked or were ranked at the time – most of any ACC team.

CHRIS LYKES: HEART OVER HEIGHT

At 5-foot-7, Chris Lykes is the shortest player on any team in basketball's six power conferences (ACC, BIG EAST, Big Ten, Big 12, Pac-12, SEC).

Within these conferences, he is the second-leading scorer among players under 6-feet tall at 16.2 ppg (Markus Howard, 5-11, Marquette, 25.0 ppg).

He is one of six players under 6-feet tall to regularly be a starter this year, joining Howard, Aaron Calixte (Oklahoma), Justin Coleman (Arizona), Jared Harper (Auburn) and Tremont Waters (LSU).

The other five in this group all are at least 5-10.

JOHNSON IN ELITE 1,700/350 CLUB

Zach Johnson is one of 14 active players nationally to score 1,700 career points and rack up 350 career assists.

Johnson has scored 1,706 career points (1,344 at Florida Gulf Coast, 362 at UM) and owns 395 career assists (321 at FGCU, 74 at UM).

Johnson ranks 49th nationally in career scoring and 58th in assists among active Division I players. He also is 19th in steals (197).

He is averaging 12.1 ppg this season.

IZUNDU CONTINUES BREAKOUT YEAR

Ebuka Izundu has stepped into a starting role this season, averaging 11.2 ppg and a team-high 8.6 rebounds per game (5.0 ppg, 3.8 rpg last season).

Izundu has produced eight double-doubles.

He leads the ACC in offensive rebounds (3.63/game) and ranks fourth overall in rebounds and double-doubles.

Izundu ranks sixth nationally in offensive rebounds and owns the most offensive boards (109) by a Miami player since Tonye Jekiri in 2014-15 (118).

In the last three games, he has racked up 18 offensive rebounds (9 at Duke, 7 vs. Pitt, 2 at VT).

QUICK FACTS

Location	Coral Gables, Fla.
Enrollment	17,348
Founded	1925
Nickname	Hurricanes
Colors	Orange (PMS 1665), Green (3435) and White
President	Dr. Julio Frenk
Director of Athletics	Blake James
Conference	Atlantic Coast (joined 2004)
Arena/Capacity	Watsco Center/7,972
Press Row	305-284-2111

COACHING STAFF

Head Coach	Jim Larrañaga (Providence, '71)
Record at Miami	175-97 (8th season)
Career Record	645-431 (35th season)
Assoc. Head Coach	Chris Caputo (Westfield [Mass.] St, '02)
Assistant Coach	Alvin "Pooh" Williamson (Tulsa, '95)
Assistant Coach	Adam Fisher (Penn State, '06, '09)
Dir of BB Ops	Lamont Franklin (UNC Wilmington, '97)
Associate Director of Ops	Jeff Dyer (Delaware, '14)
Strength & Conditioning Coach	Casey Cathrall (Ithaca, '12)
Assistant Athletic Trainer	Javier Jimenez (Temple, '06)

PROGRAM HISTORY

First Year of Basketball	1926
All-Time Record	1,046-767 (.577)
Under Jim Larrañaga	175-97 (.643; 8 years)
All-Time ACC Record	123-131 (.484)
Under Jim Larrañaga	80-62 (.563)
ACC Regular-Season Championships	1 (2013)
ACC Tournament Championships	1 (2013)
NCAA Tournament Appearances	10
	1960, '98, '99, 2000, '02, '08, '13, '16, '17, '18
All-Time Record in NCAA Tournament	8-10
Last NCAA Postseason Finish	2018 First Round
NIT Appearances	12
	1961, '63, '64, '95, '97, 2001, '05, '06, '09, '11, '12, '15
All-Time Record in NIT	11-12
Last NIT Finish	2015 Runner-Up

CANES IN PRO BASKETBALL/FOOTBALL

Years at Miami in parentheses

NBA (2)

Bruce Brown Jr. (2016-18)	Detroit Pistons
Lonnie Walker IV (2017-18)	San Antonio Spurs

NFL (2)

Jimmy Graham (2005-09)	Green Bay Packers
Erik Swoope (2010-14)	New Orleans Saints

G-League (3)

Kamari Murphy (2015-17)	Long Island Nets
Davon Reed (2013-17)	Fort Wayne Mad Ants

Angel Rodriguez (2014-16)	Rio Grande Valley Vipers
---------------------------	--------------------------

International (17)

Brian Asbury (2005-09)	Kouvot (Finland)
Rion Brown (2010-14)	Promitheas (Greece)
Ivan Cruz Uceda (2014-16)	RETAbet BB (Spain)
Guillermo Diaz (2003-06)	Real Esteli (Nicaragua)
Julian Gamble (2008-13)	JSF Nanterre (France)
Malcolm Grant (2009-12)	Prienu Skytop (Lithuania)
Gary Hamilton (2002-06)	Bambitious Nara (Japan)
Tonye Jekiri (2012-16)	Gaziantep Basketbol (Turkey)
Reggie Johnson (2009-13)	Rain or Shine Elasto Painters (Philippine Basketball League)
DeQuan Jones (2008-12)	Hapoel Unet Holon (Israeli Premier League)

Kenny Kadji (2011-13)	Tofaş (Turkey)
Anthony King (2003-08)	Keravnos (Cyprus)
Shane Larkin (2011-13)	Anadolu Efes (Turkey)
Trey McKinney Jones (2011-13)	Chiba Jets Funabashi (Japanese B.League)

JaQuan Newton (2015-18)	Miasto Szkla Krosno (Poland)
Darius Rice (2000-04)	Plaza (Dominican Republic)
Durand Scott (2009-13)	Hapoel Galil Gilboa (Israel)

Ebuka Izundu: Year-by-Year Progression

Year	G-GS	PPG	RPG	MPG
2015-16	15-0	2.1	1.3	5.3
2016-17	32-7	4.2	3.0	13.0
2017-18	32-2	5.0	3.8	14.6
2018-19	30-30	11.2	8.6	27.8

VASILJEVIC AMONG ACC 3-PT LEADERS

DJ Vasiljevic is 73-for-204 (35.8%) from 3-point range and averaging 11.3 ppg.

He is seventh in the ACC in 3-pointers per game (2.4).

Vasiljevic has 15 games with three or more 3-pointers this season.

He had a 33-game streak with at least one made 3-pointer snapped on Feb. 2 at Virginia. It was the third-longest streak in Miami history and tied for the 20th longest in ACC history

Vasiljevic led the ACC in 3-point field goal percentage last season (41.1%), becoming the fifth Hurricane to top the conference in 3-point shooting (first since Malcolm Grant in 2011).

WAARDENBURG ON UPWARD SWING

Sam Waardenburg has stepped up in the last 12 games, averaging 6.3 points per game in 26.3 minutes per contest.

During that stretch, he is shooting 22-48 (.458) from the field, 12-24 from 3-point range and 19-23 (.826) from the free-throw line.

In the nine games prior to this stretch, he averaged 3.2 ppg.

MACK PROVIDING VALUABLE MINUTES

Anthony Mack has given Miami valuable minutes off the bench in the 21 games since returning from the fall finals break, averaging 16.6 minutes per game in that span.

He played in all 18 ACC contests, averaging 16.4 minutes per game and making seven starts.

He scored a career-high nine points in the first matchup with Wake Forest, including a pair of 3-pointers.

He scored five total points in 33 minutes while playing in five of UM's first nine games.

ACC ANNOUNCES 20-GAME SCHEDULE FUTURE OPPONENTS

The ACC announced Feb. 13 the future matchups of the league's 20-game schedule, which begins with the 2019-20 season. The 20-game matrix is in effect for three years through the 2021-22 season.

Miami will play its two primary rivals, Florida State and Virginia Tech, every season both home and away (four games) as well as four repeat opponents both home and away (eight games). The remaining eight opponents will be single games (four home, four road). The full cycle of repeat opponents will be complete following the third year.

Miami's 2019-20 opponents:

Repeats: Florida State, Virginia Tech, Duke, Louisville, NC State, Pitt

Home Only: BC, Syracuse, Virginia, Wake Forest

Away Only: Clemson, Ga. Tech, UNC, Notre Dame

CANES SIGN TWO TO 2019-20 NLI

Miami announced Nov. 14 the signing of Anthony Walker and Isaiah Wong to National Letters of Intent for the 2019-20 school year.

Walker and Wong are four-star recruits and rated among the top 100 players nationally in the Rivals recruiting rankings. Walker is a 6-foot-9, 210-pound power forward from Nottingham, Md. Wong is a 6-foot-3, 170-pound guard from Trenton, N.J.

Isaiah Wong (6-3, 170, Guard, Trenton, N.J.)

- Athletic combo guard is consensus 4-star recruit
- Ranked No. 71 nationally, No. 10 guard by Rivals
- Also ranked No. 78 nationally, No. 16 guard and No. 3 recruit in New Jersey on ESPN100 list
- 22.2 ppg, 6.9 rpg, 3.3 apg last year for Monsignor Bonner/Archbishop Prendergast Catholic HS
- Played for AAU team WE-R1 last year; averaged 19.3 ppg and shot 45 percent from 3-point range
- Picked Miami over Villanova, UConn, Clemson and Pittsburgh

Anthony Walker (6-9, 210, F, Nottingham, Md.)

- Rated as 4-star recruit by Rivals; listed No. 76 nationally by Rivals and No. 17 power forward
- Helped Perry Hall (Baltimore, Md.) to back-to-back state championships, including its first-ever state championship in 2016-17
- Averaged 18.0 ppg and 7.0 rpg for Perry Hall
- Transferred to Brewster Academy for senior year
- Plays for Baltimore's Team BBC AAU program
- Picked Miami over Pitt, Illinois and Boston College

HERNANDEZ RULED INELIGIBLE

Junior forward Dewan Hernandez was ruled ineligible by the NCAA on Jan. 28.

The NCAA announced Hernandez must sit the remainder of the 2018-19 season and 40 percent of the 2019-20 season "for entering into an agreement with and accepting benefits from an agent."

A 6-11 junior forward, Hernandez averaged 11.4 ppg and 6.7 rpg last season and started all 32 games.

HERENTON EARNS SCHOLARSHIP

Sophomore guard Willie Herenton was awarded an athletic scholarship for the spring semester on Jan. 18 by Miami head coach Jim Larrañaga.

Herenton served as a team manager last season before joining the team as a student-athlete last summer.

GAK OUT FOR SEASON

Redshirt freshman forward Deng Gak will miss the remainder of the season after suffering a left-knee injury on Dec. 1 against Yale.

He had surgery Dec. 18 to repair the injured knee.

He averaged 2.5 ppg and 4.1 rpg in eight games. He made his first career start against Yale and played a season-high 19 minutes in that contest.

MILLER JR. TO REDSHIRT

Junior center Rodney Miller Jr. will redshirt the 2018-19 season.

Miller lost 25 pounds during the offseason.

He averaged 1.1 points in 3.6 minutes per game in 30 games during his first two seasons.

CANES TO VISIT ITALY IN AUGUST

The UM men's basketball team will head abroad next summer as the Canes will take a foreign tour of

IN THE POLLS (MARCH 4)

ASSOCIATED PRESS USA TODAY COACHES

Rk	Team	Rk	Team
1	Gonzaga (42)	1	Gonzaga (27)
2	Virginia (21)	2	Virginia (5)
3	North Carolina	3	North Carolina
4	Duke (1)	4	Duke
5	Tennessee	5	Tennessee
6	Kentucky	6	Kentucky
7	Michigan	7	Michigan
8	Texas Tech	8	Texas Tech
9	Michigan State	9	Purdue
10	LSU	10	LSU
11	Purdue	11	Michigan State
12	Houston	12	Houston
13	Kansas	13	Florida State
14	Florida State	14	Kansas
15	Virginia Tech	15	Marquette
16	Marquette	16	Virginia Tech
17	Nevada	17	Kansas State
18	Kansas State	18	Nevada
19	Buffalo	19	Cincinnati
20	Cincinnati	20	Buffalo
21	Wisconsin	21	Wisconsin
22	Wofford	22	Wofford
23	Villanova	23	Villanova
24	Maryland	24	Maryland
25	UCF	25	Iowa State

2018-19 Miami opponents listed in *italics*

MIAMI IN THE POLLS

Date	AP	USA Today	NET	KenPom
Pre	RV (10)	RV (2)	-	21
Nov. 12	RV (16)	n/a	-	20
Nov. 19	RV (18)	RV (22)	-	22
Nov. 26	RV (10)	RV (30)	63	22
Dec. 3	NR	NR	84	35
Dec. 10	NR	NR	107	45
Dec. 17	NR	NR	103	46
Dec. 24	NR	NR	80	48
Dec. 31	NR	NR	92	56
Jan. 7	NR	NR	93	67
Jan. 14	NR	NR	90	68
Jan. 21	NR	NR	96	71
Jan. 28	NR	NR	116	103
Feb. 4	NR	NR	110	93
Feb. 11	NR	NR	88	73
Feb. 18	NR	NR	90	74
Feb. 25	NR	NR	88	68
March 4	NR	NR	93	72

*NOTE: Votes in parentheses

Italy from August 9-18, 2019.

The 10-day tour will include visits to Rome, Florence and Como. The Canes are scheduled to play four exhibition games, with at least one at each stop on the trip.

Once every four years, college basketball programs are permitted to embark on a foreign tour and given 10 extra summer practices to prepare.

Miami's last foreign tour was to Spain in 2014.

THE WATSCO ADVANTAGE

Miami is 99-30 (.767) at home under Jim Larrañaga. The Canes have won 49 of their last 60 games at the Watsco Center.

In its 17th year at the Watsco Center (formerly BankUnited Center), Miami is 192-75 (.719) on its home court.

In eight years under Larrañaga, Miami is 49-22 in ACC action at home and 50-8 in non-conference play.

Miami at Watsco Center Under Jim Larrañaga

Year	Overall	N-C	ACC
2011-12	14-4	8-2	6-2
2012-13	14-1	6-0	8-1
2013-14	8-8	5-2	3-6
2014-15	12-6	7-2	5-4
2015-16	15-1	6-1	9-0
2016-17	14-2	7-0	7-2
2017-18	11-3	5-0	6-3
2018-19	11-5	6-1	5-4
Totals	99-30	50-8	49-22

WHO'S GONE

Miami lost three players from its 2017-18 squad, each of whom started at least 18 games: Lonnie Walker IV, Bruce Brown Jr. and Ja'Quan Newton.

Walker was an Honorable Mention All-ACC pick and ACC All-Freshman Team honoree last year. He was selected 18th overall in the NBA Draft by the San Antonio Spurs.

Brown started 19 games before missing the remainder of the season with a foot injury. He was picked 42nd overall in the NBA Draft by Detroit.

Newton played in 127 career games (seventh in program history) and finished with 1,134 career points.

PROGRAM EARNS PERFECT GSR

The Miami men's basketball program earned its first perfect GSR rating, coming in 19 percent above the NCAA average of 81 percent.

The GSR measures graduation rates at Division I institutions and includes students transferring into the institutions. The most recent Division I Graduation Success Rates are based on the four entering classes from 2008-09 to 2011-12

TEAM CAPTAINS

Miami has six team co-captains this season: Dewan Hernandez, Ebuka Izundu, Zach Johnson, Anthony Lawrence II, Chris Lykes and DJ Vasiljevic.

Hernandez, Lawrence and Vasiljevic are team captains for the second straight season.

SELLING OUT THE WATSCO CENTER

Miami sold out its season ticket allotment for all home games at the Watsco Center for each of the last three seasons.

Fans bought over 5,500 season tickets for each of the last three years, more than doubling the total number of season tickets sold in Jim Larrañaga's first season in Coral Gables.

Season Tickets Per Year (Under Larrañaga)

2017-18: 5,986	2016-17: 5,965	2015-16: 5,500
2014-15: 3,427	2013-14: 3,674	2012-13: 2,372
2011-12: 2,251		

COACHING COORDINATORS

Miami's assistant coaching staff is set up in a coordinator system. Adam Fisher serves as the team's offensive coordinator, while Chris Caputo handles the defense. Pooh Williamson manages the

MIAMI'S RECORD WHEN ...

Record	2018-19		Larranaga	
	All	ACC	At UM	ACC
All games	14-18	5-13	175-97	80-62
Home	11-5	5-4	99-30	49-22
Away	0-10	0-9	48-46	31-40
Neutral	3-3	-	29-21	-
November	5-2	-	40-11	-
December	3-2	-	36-12	2-1
January	1-7	1-7	31-29	29-29
February	3-4	3-4	41-25	41-25
March	2-3	1-2	27-19	9-7
April	0-0	-	0-1	0-0
vs. Top-10 opponents	0-3	0-3	8-18	7-15
vs. Top-25 (includes Top-10)	0-10	0-9	19-45	13-34
vs. RV opponents (either poll)	1-2	1-2	15-8	8-4
vs. Teams over .500 on game day	6-16	2-12	109-87	58-55
vs. Teams under .500 on game day	4-1	2-1	40-8	17-7
vs. Teams at .500 on game day	4-1	1-0	22-2	5-0
While UM in Top 25	0-0	0-0	58-25	29-17
While UM is RV (only)	5-3	0-0	50-18	20-9
Leading at halftime	10-4	3-3	131-21	56-17
Trailing at halftime	4-12	2-9	35-68	20-40
Tied at halftime	0-2	0-1	9-8	3-5
In overtime games	0-0	0-0	8-8	5-4
Single overtime	0-1	0-1	5-7	3-3
Double overtime	0-0	0-0	3-1	2-1
Leading w/2:00 left in regulation	14-1	5-1	161-11	72-6
Trailing w/2:00 left in regulation	0-16	0-12	11-82	6-65
Tied w/2:00 left in regulation	0-1	0-0	3-2	1-1
UM shoots 50% or better from field	6-1	0-0	72-8	24-3
UM shoots 40-49% from field	6-9	4-7	83-34	46-28
UM shoots under 40% from field	2-8	1-6	21-55	10-31
Opp. shoots 50% or better from field	0-7	0-3	14-34	9-20
Opp. shoots 40-49% from field	7-9	3-8	76-43	40-28
Opp. shoots under 40% from field	7-1	2-1	87-18	32-12
UM shoots 70% or better from line	11-13	5-11	109-52	51-34
UM shoots less than 70% from line	3-5	0-3	66-44	38-26
UM makes more 3-point FGs	8-6	3-3	95-38	44-29
UM makes fewer 3-point FGs	2-10	1-8	49-43	25-27
3-point FGs are even	4-2	1-2	22-9	11-6
4+ Canes in double figures	11-10	3-7	92-27	38-19
3 Canes in double figures	2-5	1-4	62-33	33-17
2 or fewer Canes in double figures	1-3	1-2	21-37	9-26
Outrebounding opponent	8-3	3-2	113-30	45-20
Opp. outrebounds UM	4-15	2-11	53-66	32-40
Tied in rebounds	1-0	0-0	7-1	3-1
UM records 10 or more steals	4-3	2-3	25-9	9-6
UM records 15 or more assists	5-2	2-2	58-7	26-6
UM commits fewer than 15 turnovers	10-14	3-10	147-76	67-51
UM commits 15 or more turnovers	3-4	1-3	25-14	10-11
UM commits fewer turnovers than opp.	11-9	3-6	99-38	45-23
UM commits more turnovers than opp.	3-6	2-5	58-40	26-27
Tied in turnovers	0-3	0-2	15-18	9-12
UM scores 59 points or fewer	0-6	0-4	13-44	7-28
UM scores 60-69 points	2-2	2-2	44-28	25-14
UM scores 70-79 points	7-7	2-4	69-20	30-16
UM scores 80-89 points	4-3	1-2	35-4	13-3
UM scores 90-99 points	1-0	0-0	13-1	4-1
UM scores 100 or more points	0-0	0-0	1-0	0-0
Playing during morning	2-0	0-0	3-1	-
Playing during afternoon	6-5	2-4	58-34	33-25
Playing in evening (5 p.m. or later)	6-13	3-9	112-61	47-37
Games decided by 3 points or fewer	2-4	1-2	24-19	15-12
Games decided by 4-10 points	3-6	0-5	53-39	28-30
Games decided by 11-19 points	5-6	4-4	58-28	26-13
Games decided by 20+ points	4-2	0-2	40-10	11-6

scout for every opponent.

AMONG ACC'S BEST UNDER LARRAÑAGA

Despite a tough season this year, Miami has been one of the ACC's top teams since the arrival of Jim Larrañaga for the 2011-12 season.

He has recorded six 20-win seasons in his eight years at the helm, including a 22-win campaign last season as the Canes made their third straight NCAA Tournament appearance.

He is the first coach in program history to post six 20-win seasons. Bruce Hale (1954-67) recorded five 20-win campaigns from 1954-67.

ACC Records Since 2011-12 Season

Virginia.....	109-33
Duke.....	104-38
North Carolina.....	105-37
Miami.....	80-62
Florida State.....	80-62
Clemson.....	67-75
NC State.....	68-74
Virginia Tech.....	54-88
Georgia Tech.....	47-95
Wake Forest.....	40-102
Boston College.....	33-109

Others:

Louisville (entered 2015).....	55-35
Syracuse (entered 2014).....	60-48
Notre Dame (entered 2014).....	54-54
Pitt (entered 2014).....	35-73

10 COMMITMENTS OF MIAMI BASKETBALL

- We will set our defense every time.
- We will pressure the man with the ball.
- We will pack the lane to prevent penetration.
- We will contest all shots, hands high. Without fouling.
- We will block out, rebound and run.
- We will run for layups and open threes.
- We will share the ball.
- We will penetrate the defense.
- We will create good shots both inside and outside.
- We will attack the offensive boards.

DRAFT SUCCESS

For just the third time in program history, Miami had two student-athletes selected in the NBA Draft last season. The others were 1968 and 1970.

Lonnie Walker IV was chosen 18th overall by the San Antonio Spurs.

Bruce Brown Jr. was picked in the second round by Detroit with the 42nd overall pick.

LARRAÑAGA 11TH IN WINS AMONG ACTIVE D-I NCAA COACHES

Entering the ACC Tournament, Jim Larrañaga ranks 11th in career wins among active Division I coaches with 644. Of those 11, four are in the Naismith Memorial Basketball Hall of Fame, including three from the Atlantic Coast Conference.

Now in his 35th season as a head coach, Larrañaga ranks 40th in all-time NCAA victories among Division I head coaches.

In his career, Larrañaga won 27 games at American International, 170 at Bowling Green and 273 at George Mason, and he now has 174 at Miami. He is one of 15 coaches all-time with 100 or more wins at three D-I schools, four of whom are actively coaching.

WINNINGEST ACTIVE COACHES*

(minimum five years as Division I head coach)

Rank	Coach	Wins
1.	Mike Krzyzewski, Duke.....	1,126
2.	Jim Boeheim, Syracuse.....	945
3.	Roy Williams, North Carolina.....	868
4.	Bob Huggins, West Virginia.....	857
5.	Rick Byrd, Belmont.....	804
6.	Cliff Ellis, Coastal Carolina.....	764
7.	John Beilein, Michigan.....	750
8.	John Calipari, Kentucky.....	704
9.	Rick Barnes, Tennessee.....	688
10.	Bill Self, Kansas.....	677
11.	Jim Larrañaga, Miami.....	644

LARRAÑAGA AND CAPUTO IN 17TH YEAR TOGETHER

Head coach Jim Larrañaga and associate head coach Chris Caputo are in their 17th season together, dating back to their time at George Mason.

Caputo started on Larrañaga's staff as the video coordinator for the 2002-03 season, and along the way, the native of Elmhurst, N.Y., was an assistant coach and is now the associate head coach for the Hurricanes. Caputo helped the 2006 GMU team to the NCAA Final Four and has made five total NCAA Tournament appearances with Larrañaga.

Both Caputo and Larrañaga attended Archbishop Molloy (N.Y.) High School and played for legendary head coach Jack Curran.

RECORDS WATCH

CAREER 3-POINT FIELD GOALS MADE

1.	Jack McClinton, 2006-09.....	286
2.	Steven Edwards, 1992-96.....	265
3.	Darius Rice, 2000-04.....	260
4.	Robert Hite, 2002-06.....	228
5.	Malcolm Grant, 2009-12.....	223
6.	Adrian Thomas, 2005-11.....	204
7.	Davon Reed, 2013-17.....	202
8.	DJ Vasiljevic, 2016-present.....	191
9.	Rion Brown, 2010-14.....	174
	Guillermo Diaz, 2003-06.....	174

3-POINT FIELD GOALS ATTEMPTED

1.	Steven Edwards, 1992-96.....	766
2.	Darius Rice, 2000-04.....	755
3.	Jack McClinton, 2006-09.....	650
4.	Robert Hite, 2002-05.....	593
5.	Malcolm Grant, 2009-12.....	576
6.	Rion Brown, 2010-14.....	523
7.	Adrian Thomas, 2005-11.....	521
8.	DJ Vasiljevic, 2016-present.....	513
9.	Davon Reed, 2013-17.....	512
10.	Johnny Hemsley, 1996-2000.....	487

CAREER 3-POINT FG PERCENTAGE (MIN. 75 ATT.)

1.	Jack McClinton, 2006-09 (286-650).....	.440
2.	Manu Lecomte, 2014-15 (79-182).....	.434
3.	Thomas Hocker, 1987-90 (53-125).....	.424
4.	Trevor Burton, 1989-93 (75-189).....	.397
5.	Davon Reed, 2013-17 (202-512).....	.395
6.	Adrian Thomas, 2005-11 (204-521).....	.392
7.	Malcolm Grant, 2009-12 (223-576).....	.387
8.	Trey McKinney Jones, 2011-13 (99-257).....	.385
9.	Robert Hite, 2002-06 (228-593).....	.384
10.	James Jones, 1999-2003 (124-324).....	.383

--
DJ Vasiljevic, 2016-present (188-496) . . .372

CAREER STEALS

1.	Kevin Norris, 1994-98.....	208
2.	Vernon Jennings, 1996-2000.....	199
3.	John Salmons, 1998-2002.....	192
4.	Robert Hite, 2002-06.....	187
5.	Jerome Scott, 1988-92.....	187
6.	Jake Morton, 1988-93.....	167
7.	Durand Scott, 2009-13.....	166
8.	Kevin Presto, 1985-89.....	154
9.	Anthony Lawrence II, 2015-present.....	141
	Mike Simmons, 1998-2003.....	141

GAMES PLAYED

1.	Tonye Jekiri, 2012-16.....	139
2.	Rion Brown, 2010-14.....	136
3.	Durand Scott, 2009-13.....	132
4.	Davon Reed, 2013-17.....	131
5.	Brian Asbury, 2005-09.....	130
6.	Julian Gamble, 2008-13.....	129
7.	Anthony Lawrence II, 2015-present.....	128
8.	Anthony King, 2003-08.....	126
9.	Elton Tyler, 1997-2000, 2001-02.....	124
	John Salmons, 1998-2002.....	124

TEAM HIGHS/LOWS

MIAMI - TEAM GAME HIGHS

POINTS	96	STEPHEN F. AUSTIN (11/13/18)
FG MADE	37	STEPHEN F. AUSTIN (11/13/18)
FIELD GOAL ATT.	69	STEPHEN F. AUSTIN (11/13/18)
FIELD GOAL PCT.	.545 (24-44)	CAMPBELL (12/29/18)
	.545 (30-55)	vs Seton Hall (11/25/18)
	.545 (30-55)	vs La Salle (11/22/18)
3 PT FG MADE	14	at North Carolina (2/9/19)
	14	LEHIGH (11/9/18)
3 PT FG ATT.	33	VIRGINIA TECH (1/30/19)
3 PT FG PCT.	.500 (12-24)	CAMPBELL (12/29/18)
FT MADE	24	at Wake Forest (2/26/19)
FT ATT.	32	LEHIGH (11/9/18)
FT PCT.	1.000 (7-7)	at North Carolina (2/9/19)
REBOUNDS	45	LEHIGH (11/09/18)
ASSISTS	22	STEPHEN F. AUSTIN (11/13/18)
STEALS	11	at Duke (3/2/19)
	11	VIRGINIA TECH (1/30/19)
BLOCKED SHOTS	9	LEHIGH (11/9/18)
TURNOVERS	19	vs La Salle (11/22/18)
FOULS	20	vs Fresno State (11/23/18)

OPPONENT - GAME HIGHS

POINTS	90	at Louisville (1/6/19)
FG MADE	36	at Duke (3/2/19)
FIELD GOAL ATT.	73	WAKE FOREST (1/12/19)
FIELD GOAL PCT.	.596 (34-57)	at Penn (12/4/18)
3 PT FG MADE	14	at Virginia Tech (3/8/19)
	14	at Syracuse (1/24/19)
3 PT FG ATT.	33	WAKE FOREST (1/12/19)
3 PT FG PCT.	.600 (12-20)	FLORIDA STATE (1/27/19)
FT MADE	19	at Wake Forest (2/26/19)
FT ATT.	23	PITT (3/5/19)
		at Wake Forest (2/26/19)
FT PCT.	1.000 (15-15)	CLEMSON (2/13/19)
REBOUNDS	51	NC STATE (1/3/19)
ASSISTS	26	NORTH CAROLINA (1/19/19)
STEALS	12	CAMPBELL (12/29/18)
BLOCKED SHOTS	11	at Syracuse (1/24/19)
TURNOVERS	20	vs Fresno State (11/23/18)
	20	vs La Salle (11/22/18)
FOULS	25	vs Fresno State (11/23/18)
	25	BETHUNE-COOKMAN (11/17/18)

MIAMI - GAME LOWS

POINTS	46	at Virginia (2/2/19)
FG MADE	17	at Virginia (2/2/19)
FIELD GOAL ATT.	44	CAMPBELL (12/29/18)
FIELD GOAL PCT.	.338 (22-65)	RUTGERS (11/28/18)
3 PT FG MADE	4	at Boston College (2/17/19)
	4	NOTRE DAME (2/6/19)
	4	at Virginia (2/2/19)
	4	at Florida State (1/9/19)
3 PT FG ATT.	16	vs Wake Forest (3/12/19)
3 PT FG PCT.	.154	at Boston College (2/17/19)
FT MADE	3	RUTGERS (11/28/18)
FT ATT.	5	NOTRE DAME (2/6/19)
FT PCT.	.429 (3-7)	RUTGERS (11/28/18)
REBOUNDS	23	NORTH CAROLINA (1/19/19)
ASSISTS	6	at Virginia (2/2/19)
STEALS	2	at Penn (12/4/18)
BLOCKED SHOTS	0	vs Virginia Tech (3/13/19)
	0	PITT (3/5/19)
	0	at Florida State (1/9/19)
	0	at Louisville (1/6/19)
TURNOVERS	7	CLEMSON (2/13/19)
	7	at Virginia (2/2/19)
	7	at Penn (12/4/18)
FOULS	8	at Syracuse (1/24/19)

OPPONENT - GAME LOWS

POINTS	47	NOTRE DAME (2/6/19)
FG MADE	18	NOTRE DAME (2/6/19)
FIELD GOAL ATT.	48	PITTSBURGH (3/5/19)
FIELD GOAL PCT.	.321 (18-56)	NOTRE DAME (2/6/19)
3 PT FG MADE	2	vs La Salle (11/22/18)
3 PT FG ATT.	13	STEPHEN F. AUSTIN (11/13/18)
3 PT FG PCT.	.080 (2-25)	vs La Salle (11/22/18)
FT MADE	3	RUTGERS (11/28/18)
FT ATT.	6	RUTGERS (11/28/18)
FT PCT.	.500 (3-6)	RUTGERS (11/28/18)
REBOUNDS	28	VIRGINIA TECH (1/30/19)
	28	at Syracuse (1/24/19)
	28	vs La Salle (11/22/18)
ASSISTS	6	LEHIGH (11/9/18)
STEALS	1	at Louisville (1/6/19)
BLOCKED SHOTS	0	at Virginia Tech (3/8/19)
	0	WAKE FOREST (1/12/19)
	0	CAMPBELL (12/29/18)
	0	FLORIDA ATLANTIC (12/22/18)
TURNOVERS	6	at Syracuse (1/24/19)
FOULS	8	at Syracuse (1/24/19)

INDIVIDUAL HIGHS

MIAMI INDIVIDUAL GAME HIGHS

Points	28	Chris Lykes vs NC State (1/3/19)
Field Goals Made	11	Ebuka Izundu vs Stephen F. Austin (11/13/18)
Field Goal Att.	23	Chris Lykes at North Carolina (2/9/19)
FG Pct (min 5 made)	1.000 (8-8)	Ebuka Izundu at Va. Tech (3/8/19)
3-Point FG Made	6	Chris Lykes at Wake Forest (2/26/19)
3-Point FG Att.	11	DJ Vasiljevic vs. Georgia Tech (2/23/19)
	11	Chris Lykes at North Carolina (2/9/19)
Free Throws Made	14	Chris Lykes vs Wake Forest (1/12/19)
Free Throw Att.	14	Chris Lykes vs Wake Forest (1/12/19)
Rebounds	19	Ebuka Izundu vs Stephen F. Austin (11/13/18)
Assists	9	Chris Lykes at Virginia Tech (3/8/19)
	9	Anthony Lawrence vs. Georgia Tech (2/26/19)
Steals	4	DJ Vasiljevic vs. Pitt (3/5/19)
	4	Ebuka Izundu at Duke (3/2/19)
Blocked Shots	4	Ebuka Izundu vs HBU (12/19/18)
	4	Ebuka Izundu vs Stephen F. Austin (11/13/18)
Turnovers	6	Chris Lykes at North Carolina (2/9/19)
	6	Anthony Lawrence vs Wake Forest (1/12/19)
	6	Chris Lykes vs Campbell (12/29/18)
Minutes	41	Chris Lykes at North Carolina (2/9/19)

OPPONENT INDIVIDUAL GAME HIGHS

Points	33	Coby White, at North Carolina (2/9/19)
Field Goals Made	11	Coby White, North Carolina (2/9/19)
	11	Nickeil Alexander-Walker, Va. Tech (1/30/19)
	11	Malik Maitland, Bethune-Cookman (11/17/18)
Field Goal Att.	21	Chris Clemons, Campbell (12/29/18)
	21	Braxton Huggins, Fresno State (11/23/18)
FG Pct (min 5 made)	1.000 (8-8)	Michael Nzei, Seton Hall (11/25/18)
3-Point FG Made	7	Coby White, at North Carolina (2/9/19)
3-Point FG Att.	12	Brandon Childress, at Wake Forest (2/26/19)
	12	Myles Powell, Seton Hall (11/25/18)
Free Throws Made	9	Marcoise Reed, Clemson (2/13/19)
Free Throw Att.	11	Jaylen Hoad, at Wake Forest (2/26/19)
Rebounds	15	Nate Grimes, Fresno State (11/23/18)
Assists	9	Tyus Battle, at Syracuse (1/24/19)
	9	Ryan McMahon, at Louisville (1/6/19)
Steals	6	Tre Jones, at Duke (3/2/19)
	6	Nickeil Alexander-Walker, Va. Tech (1/30/19)
Blocked Shots	5	Paschal Chukwu, at Syracuse (1/24/19)
Turnovers	8	Lance Tejada, Lehigh (11/9/18)

MIAMI'S LARGEST IN 2018-19

Lead.....	40 (2H) vs. Stephen F. Austin, 11/13
Deficit.....	32 (2H) at Duke, 3/2
Halftime Lead	31 vs. La Salle, 11/22
Halftime Deficit	28 at Duke, 3/2
Margin of Victory	38 vs. Stephen F. Austin, 11/13
Margin of Defeat	30 at Duke, 3/2
Deficit in Win	9 (1H) vs. Notre Dame, 2/6
Halftime Deficit in Win	4 vs. Fresno State, 11/23
Lead in Loss	15 (1H) at Louisville, 1/6
	15 (2H) vs. Yale, 12/1
Halftime Lead in Loss.....	10 vs. Yale, 12/1
Most Points in First Half.....	53 vs. Stephen F. Austin, 11/13
Fewest Points in First Half.....	19 at Duke, 3/2
Opponent Most Points in 1st Half.....	50 at Penn, 12/4
Opponent Fewest Points in 1st Half.....	23 vs. Georgia Tech, 2/23
	23 vs. Notre Dame, 2/6
	23 vs. FAU, 12/22
Most Points in 2nd Half.....	48 vs. Bethune-Cookman, 11/17
Fewest Points in 2nd Half.....	24 at Syracuse, 1/24
	24 vs. Yale, 12/1
Opponent Most Points in 2nd Half.....	50 at Louisville, 1/6
	50 vs. NC State, 1/3
Opponent Fewest Points in 2nd Half.....	24 vs. Notre Dame, 2/6

MIAMI'S MOST POINTS FROM

Turnovers.....	30	SFA, 11/13
Paint	46	SFA, 11/13
Second Chance	22	Georgia Tech, 2/23
Fast Break	17	Wake Forest, 2/26
Bench	26	3 times, last vs. NC State, 1/3

OPPONENTS' MOST POINTS FROM

Turnovers.....	22	Virginia Tech, 1/30
Paint	58	at Duke, 3/2
Second Chance	24	Wake Forest, 1/12
Fast Break	25	at Wake Forest, 2/26
Bench	41	at Florida State, 1/9

2018-19 STARTERS BY GAME

Opp.	Guard	Guard	Guard	Forward	Center
Lehigh	Lykes	Vasiljevic	Lawrence	Waardenburg	Izundu
SFA	Lykes	Vasiljevic	Lawrence	Waardenburg	Izundu
BCU	Lykes	Vasiljevic	Lawrence	Waardenburg	Izundu
La Salle	Lykes	Vasiljevic	Lawrence	Waardenburg	Izundu
Fresno	Lykes	Vasiljevic	Lawrence	Waardenburg	Izundu
S. Hall	Lykes	Vasiljevic	Johnson	Lawrence	Izundu
Rutgers	Lykes	Vasiljevic	Johnson	Lawrence	Izundu
Yale	Lykes	Johnson	Lawrence	Gak	Izundu (1; 0-1)
Penn	Lykes	Vasiljevic	Lawrence	Waardenburg	Izundu
HBU	Lykes	Vasiljevic	Lawrence	Waardenburg	Izundu
FAU	Lykes	Vasiljevic	Lawrence	Waardenburg	Izundu
Campbell	Lykes	Vasiljevic	Lawrence	Waardenburg	Izundu
NC State	Lykes	Vasiljevic	Lawrence	Waardenburg	Izundu
at LOU	Lykes	Johnson	Mack	Lawrence	Izundu
at FSU	Lykes	Johnson	Mack	Lawrence	Izundu
Wake	Lykes	Johnson	Mack	Lawrence	Izundu
UNC	Lykes	Johnson	Mack	Lawrence	Izundu
at SYR	Lykes	Vasiljevic	Lawrence	Waardenburg	Izundu (11; 8-3)
FSU	Lykes	Johnson	Mack	Lawrence	Izundu
VT	Lykes	Vasiljevic	Johnson	Lawrence	Izundu
UVA	Lykes	Vasiljevic	Johnson	Lawrence	Izundu
ND	Lykes	Vasiljevic	Johnson	Lawrence	Izundu
at UNC	Lykes	Vasiljevic	Mack	Lawrence	Izundu (1; 0-1)
CLEM	Lykes	Vasiljevic	Johnson	Lawrence	Izundu
at BC	Lykes	Vasiljevic	Johnson	Lawrence	Izundu
GT	Lykes	Vasiljevic	Johnson	Lawrence	Izundu
at WF	Lykes	Vasiljevic	Johnson	Lawrence	Izundu
at Duke	Lykes	Vasiljevic	Johnson	Lawrence	Izundu
PITT	Lykes	Johnson	Mack	Lawrence	Izundu (6; 2-4)
at VT	Lykes	Vasiljevic	Johnson	Lawrence	Izundu
vs. WF	Lykes	Vasiljevic	Johnson	Lawrence	Izundu
vs. VT	Lykes	Vasiljevic	Johnson	Lawrence	Izundu (13; 4-9)

THE LAST TIME ...

Player Scored 30 Points

Miami Bruce Brown (30) vs. North Carolina, 1/28/17
Opponent Coby White (33) at North Carolina, 2/9/19

Player Scored 35 Points

Miami Jack McClinton (35) vs. North Carolina, 3/15/09
Opponent Xavier Rathan-Mayes (35) vs. Florida State, 2/25/15

Player Scored 40 Points

Miami Darius Rice (43) vs. Connecticut, 1/20/03
Opponent Sean Singletary (41) vs. Virginia, 3/1/08

Two Players Scored 20 Points

Miami DJ Vasiljevic (21), Anthony Lawrence II (20), vs. Wake Forest, 3/12/19
Opponent Chaundee Brown (23), Brandon Childress (21), at Wake Forest, 2/26/19

Three Players Scored 20 Points

Miami Dwayne Collins (23), Brian Asbury (21), Jack McClinton (20) vs. Virginia Tech, 1/25/09
Opponent Travis Mays (40), Alvin Heggs (22), Lance Blanks (21), Texas, 2/22/89

Five (not 5+) Players Scored in Double Figures

Miami Chris Lykes (18), DJ Vasiljevic (15), Zach Johnson (12),
Ebuka Izundu (10), Sam Waardenburg (10) vs. La Salle, 11/22/18
Opponent Jaylen Hoard (16), Brandon Childress (16), Chaundee Brown (13),
Isaiah Mucius (10), Torry Johnson (10), Wake Forest, 3/12/19

Six (not 6+) Players Scored in Double Figures

Miami Chris Lykes (18), Ja'Quan Newton (15), Dewan Huell (14), Lonnie Walker (13),
Ebuka Izundu (12), DJ Vasiljevic (10) at North Carolina, 2/27/18
Opponent Phil Cofer (21), Braian Angola (18), CJ Walker (17), Terance Mann (14),
MJ Walker (13), Christ Koumadje (13) at Florida State, 1/27/18

Seven+ Players Scored in Double Figures

Miami Sheldon McClellan (18), Ja'Quan Newton (15), James Palmer (14), Ebuka
Izundu (11) Angel Rodriguez (11), Ivan Cruz Uceda (10), Anthony Lawrence Jr. (10)
vs. Mississippi State 11/19/15

Player Grabbed 15 Rebounds

Miami Ebuka Izundu (19), vs. Stephen F. Austin, 11/13/18
Opponent Brice Johnson (15) vs. North Carolina, 2/20/16

Player Grabbed 20 Rebounds

Miami Reggie Johnson (20), vs. Florida Atlantic, 3/16/11
Opponent Kelly Wise (21), vs. Memphis, 12/21/00

Two Players Grabbed 10 Rebounds

Miami Ebuka Izundu (14) & Anthony Lawrence II (11) vs. Pittsburgh, 3/5/19
Opponent RJ Barrett (10) & Marques Bolden (10) at Duke, 3/2/19

Three Players Grabbed 10 Rebounds

Miami Mark Richardson (11), Eric Brown (10), Joe Wylie (10) vs. FIU, 3/6/89
Opponent Matt Harpring (12), Dion Glover (10), Michael Maddox (10), Ga. Tech, 12/27/97

Player Had 10 Assists

Miami Bruce Brown (10), vs. Gardner-Webb, 11/10/17
Opponent John Gillon (11), at Syracuse, 1/4/17

Player Had 10 Blocks

Miami Anthony King (10) vs. Florida Atlantic, 11/29/04
Opponent Jarvis Varnado (10), Mississippi State, 12/13/07

Player Had a Double-Double

Miami Anthony Lawrence II (20 pts, 11 reb) vs. Wake Forest, 3/12/19
Opponent Kerry Blackshear Jr. (19 pts, 10 reb), vs. Virginia Tech, 3/13/19

Player Had a Triple-Double

Miami Bruce Brown (10 pts, 11 reb, 11 ast), vs. Gardner-Webb, 11/10/17
Opponent Brendan Haywood (18 pts, 14 reb, 10 blks), North Carolina, 12/4/00

Hit Last-Second Shot to Win Game

Miami Zach Johnson, jumper with 0.4 secs remaining vs. Clemson to win, 65-64, 2/13/19
Opponent Donte Ingram, Loyola Chicago, 3-pointer at buzzer to win, 64-62,
in NCAA Tournament, 3/15/18

Two Players Had Double-Doubles

Miami Anthony Lawrence II (27 pts, 11 reb) & Ebuka Izundu (14 pts, 14 reb)
vs. Pittsburgh, 3/5/19
Opponent RJ Barrett (18 pts, 10 reb) & Marques Bolden (15 pts, 10 reb) at Duke, 3/2/19

Team Scored 100 Points

Miami 105 vs. Mississippi State, 11/19/15
Opponent 103 at Florida State, 1/27/18

Team Scored 90-99 Points

Miami 96 vs. Stephen F. Austin, 11/13/18
Opponent 90 at Louisville, 1/6/19

Team Scored 50 Points in a Half

Miami 53 (1st half) vs. Stephen F. Austin, 11/13/18
Opponent 50 (2nd half) at Louisville, 1/6/19

Team Shot 50 Percent in Both Halves

Miami .583 (14-24) / .500 (10-20), vs. Campbell, 12/29/18
Opponent .563 (18-32) / .581 (18-31), at Duke, 3/2/19

Team Shot 60 Percent in a Half

Miami .667 (16-24), first half, vs. Seton Hall, 11/25/18
Opponent .640 (16-25), second half, at North Carolina, 2/9/19

Team Shot 70 Percent in a Half

Miami .720 (18-25), second half, vs. Middle Tennessee, 12/25/17

Team Shot 60 Percent in a Game

Miami .600 (30-50) vs. Middle Tennessee, 12/25/17
Opponent .600 (33-55) at Florida State, 1/27/18

Team Shot Less Than 30 Percent in a Game

Miami .293 (12-41) vs. Eastern Kentucky, 12/19/14
Opponent .290 (18-62) vs. South Carolina State, 12/6/16

Team Won by 50+ Points

Miami 50 vs. Nova Southeastern (108-58), 11/16/09
Opponent 53 vs. Notre Dame (126-73), 2/22/86

Team won by 40-49 Points

Miami 49 vs. Western Carolina (92-43), 11/11/16
Opponent 41 at North Carolina (105-64), 1/31/07

Team Won by 30-39 Points

Miami 36 vs. La Salle (85-49), 11/22/18
Opponent 30 at Duke (87-57), 3/2/19

Overtime

Miami won in overtime 78-75 (OT) vs. Louisville, 1/24/18
Miami lost in overtime 88-85 (OT) at North Carolina, 2/9/19

Rankings

Miami defeated a ranked opponent 91-88 at No. 9 North Carolina, 2/27/18
Miami lost to a ranked opponent 71-56 vs. No. 16 Virginia Tech, 3/13/19
Miami defeated a top 10 opponent 91-88 at No. 9 North Carolina, 2/27/18
Miami lost to a top 10 opponent 87-57 at No. 3 Duke, 3/2/19
Miami defeated a top 5 opponent 64-61 vs. No. 3 Virginia, 2/22/16
Miami lost to a top 5 opponent 87-57 at No. 3 Duke, 3/2/19

THE LAST TIME A MIAMI FRESHMAN ...

Scored 30 Points: Bruce Brown (30), vs. North Carolina, 1/28/17
Scored 20+ Points: Lonnie Walker IV (23), at Florida State, 1/27/18
Perfect from Field (5+ att): Reggie Johnson (RS), 8-of-8, vs. Wake Forest, 3/11/10
Perfect from 3-Pt (3+ att): Anthony Lawrence, 4-of-4, vs. Notre Dame, 2/3/16
10+ Rebounds: Bruce Brown, 12, vs. George Washington, 12/22/16
10+ Assists: Bruce Brown, 10, vs. South Carolina State, 12/6/16
5-9 Assists: Chris Lykes, 5, vs. Pitt, 1/31/18
5+ Steals: Shane Larkin, 6, vs. North Carolina, 1/10/12
4+ Blocks: Raphael Akpejiori, 4, McNeese State, 11/24/10
Double-Double: Bruce Brown (14 pts, 12 reb), vs. George Washington, 12/22/16
Triple-Double: Bruce Brown (11 pts, 11 reb, 10 ast), vs. South Carolina State, 12/6/16



JIM LARRAÑAGA

8TH SEASON AT MIAMI (175-97)
35TH SEASON AS HEAD COACH (645-431)

PERSONAL

Hometown Bronx, N.Y.
Born Oct. 2, 1949
Family Wife: Liz, Sons: Jay and Jon
Grandchildren: Tia, James, Jon Temple, Henry
Education Providence College, 1971, B.A. Economics
Archbishop Molloy High School, 1967

PLAYING CAREER

Geronemo Basketball Club (Belgium), 1976-77
Providence College, 1967-71
Archbishop Molloy, 1963-67

COACHING EXPERIENCE

Head Coach

2011-present Miami
1997-2011 George Mason
1986-97 Bowling Green
1977-79 American International

Assistant Coach

1979-86 Virginia
1971-76 Davidson

Player/Coach

1977 Geronemo Basketball Club (Belgium)

IN THE HISTORY BOOKS

- 11th winningest active Division I head coach
- 40th in wins all-time among Division I head coaches
- Owns second-most coaching wins in Miami program history
- 13th in career ACC home game win percentage (.690, 49-22)
- 16th in career wins in ACC games (89)
- 21st in career wins while in ACC (175)

COACHING HONORS

AP, Naismith, Iba, Rupp Coach of the Year, 2013
NABC All-District II, 2013
USBWA District IV Coach of the Year, 2013, 2016
Clair Bee National Coach of the Year, 2006
ACC Coach of the Year, 2013, 2016
CAA Coach of the Year, 1999, 2011
MAC Coach of the Year, 1997

TEAM HONORS

18 Postseason appearances
Nine NCAA tournament appearances
1999, 2001, 2006, 2008, 2011, 2013, 2016, 2017, 2018
Three Sweet 16 appearances ('06, '13, '16), One Final Four ('06)
Eight postseason NIT appearances
1990, 1991, 1997, 2002, 2004, 2009, 2012, 2015
12 20-win seasons

NOTABLE NBA PLAYERS COACHED

Lance Blanks (UVA) Frank Booker (BGSU) Bruce Brown Jr. (UM)
Rick Carlisle (UVA) Antonio Daniels (BGSU) Jeff Jones (UVA)
Andrew Kennedy (UVA) Jeff Lamp (UVA) Shane Larkin (UM)
Lewis Latimore (UVA) Sheldon Mac (UM) Jason Miskiri (GMU)
Olden Polynice (UVA) Lee Raker (UVA) Davon Reed (UM)
Ralph Sampson (UVA) Tom Sheehy (UVA) Clinton Venable (BGSU)
Lonnie Walker IV (UM) Othell Wilson (UVA)

STUDENT-ATHLETE HONORS

At Miami

- One All-American
- One USBWA All-District IV selection
- One Basketball Times All-District
- One ACC Player of the Year
- One ACC Defensive Player of the Year
- One ACC Tournament MVP
- 14 All-ACC postseason selections
- Five ACC-All-Defensive Team selections
- One ACC All-Rookie Team selection
- Four ACC Academic Honor Roll picks
- Seven ACC Players of the Week
- One ACC Rookie of the Week
- Six ACC All-Tournament team selections
- Two NIT All-Tournament Team picks
- Two NABC Honors Court selections

Prior to Miami

- Two All-Americans
- 28 All-CAA selections
- Nine CAA All-Defensive Team picks
- Eight CAA All-Rookie Team picks
- Three Dean Ehlers Award winners (given to CAA player who best meets criteria of academic achievement, leadership and community service)
- 12 All-MAC selections
- Two MAC Freshman of Year selections
- Four MAC All-Freshman Team picks

YEAR-BY-YEAR RESULTS

Year	School	Overall		Conference	
		W-L	W-L	Finish	Postseason
1977-78	American Int'l	14-13	-	-	-
1978-79	American Int'l	13-13	-	-	-
	AIC Totals	27-26	-		
1986-87	Bowling Green	15-14	10-6	3	-
1987-88	Bowling Green	12-16	7-9	t-5	-
1988-89	Bowling Green	13-15	6-10	t-6	-
1989-90	Bowling Green	18-11	9-7	t-3	NIT First Round (0-1)
1990-91	Bowling Green	17-13	9-7	t-4	NIT First Round (0-1)
1991-92	Bowling Green	14-15	8-8	5	-
1992-93	Bowling Green	11-16	8-10	t-6	-
1993-94	Bowling Green	18-10	12-6	t-2	-
1994-95	Bowling Green	16-11	10-8	t-5	-
1995-96	Bowling Green	14-13	9-9	t-6	-
1996-97	Bowling Green	22-10	13-5	t-1	NIT First Round (0-1)
	BGSU Totals	170-144	101-85 (MAC)		
1997-98	George Mason	9-18	6-10	6	-
1998-99	George Mason	19-11	13-3	1	NCAA First Round (0-1)
1999-00	George Mason	19-11	12-4	t-1	-
2000-01	George Mason	18-12	11-5	3	NCAA First Round (0-1)
2001-02	George Mason	19-10	13-5	2	NIT First Round (0-1)
2002-03	George Mason	16-12	11-7	4	-
2003-04	George Mason	23-10	12-6	3	NIT Third Round (2-1)
2004-05	George Mason	16-13	10-8	6	-
2005-06	George Mason	27-8	15-3	t-1	NCAA Final Four (4-1)
2006-07	George Mason	18-15	9-9	5	-
2007-08	George Mason	23-11	12-6	2	NCAA First Round (0-1)
2008-09	George Mason	22-11	13-5	2	NIT First Round (0-1)
2009-10	George Mason	17-15	12-6	4	CIT First Round (0-1)
2010-11	George Mason	27-7	16-2	1	NCAA Second Round (1-1)
	GMU Totals	273-164	165-79 (CAA)		
2011-12	Miami	20-13	9-7	t-4	NIT Second Round (1-1)
2012-13	Miami	29-7	15-3	1	NCAA Sweet 16 (2-1)
2013-14	Miami	17-16	7-11	10	-
2014-15	Miami	25-13	10-8	6	NIT Finals (4-1)
2015-16	Miami	27-8	13-5	t-2	NCAA Sweet 16 (2-1)
2016-17	Miami	21-12	10-8	t-7	NCAA First Round (0-1)
2017-18	Miami	22-10	11-7	t-3	NCAA First Round (0-1)
2018-19	Miami	14-18	5-13	t-11	-
	UM Totals	175-97	80-62 (ACC)		
	OVERALL	645-431	346-226		9 NCAA, 8 NIT, 1 CIT
2 years	American Int'l	27-26 (.509)			
11 years	Bowling Green	170-144 (.541)			
14 years	George Mason	273-164 (.625)			
8 years	Miami	175-97 (.643)			
35 years		645-431 (.599)			

2018-19 Miami Men's Basketball
Miami Combined Team Statistics (as of Mar 12, 2019)
All games

RECORD:	OVERALL	HOME	AWAY	NEUTRAL
ALL GAMES	14-17	11-5	0-10	3-2
CONFERENCE	5-13	5-4	0-0	0-0
NON-CONFERENCE	9-4	6-1	0-1	3-2

#	Player	Total		3-Point		F-Throw		Rebounds														
		pts	reb	fg%	3pt%	ft%	off	def	tot	avg	pf	sh	a	to	blk	stl	pts	avg				
08	Chris Lyles	31-31	1058	33.9	164-404	.406	58-184	.315	112-144	.778	13	71	84	2.7	72	8	182	91	1	42	498	16.1
03	Anthony Lawrence	31-31	1033	33.3	140-305	.459	51-144	.354	67-89	.753	27	176	203	6.5	58	0	93	77	23	39	398	12.8
05	Zach Johnson	31-19	976	31.5	126-321	.393	38-112	.295	89-135	.669	12	77	89	2.9	64	8	78	61	12	53	374	12.1
01	DJ Vasijevic	31-24	984	31.7	121-299	.405	77-211	.365	40-44	.909	31	110	141	4.5	50	0	37	26	1	22	359	11.6
15	Ebuka Iuamie	31-31	856	27.6	143-218	.656	1-3	.333	53-76	.697	109	153	262	8.5	96	6	32	44	98	25	340	11.0
21	Sam Waardenburg	31-11	771	24.9	55-133	.414	19-54	.352	39-52	.750	34	73	107	3.5	69	0	37	37	11	16	168	5.4
13	Anthony Mack	27-7	418	15.2	25-83	.301	17-60	.283	3-4	.750	6	22	28	1.0	27	8	19	14	4	11	70	2.6
22	Deng Gak	8-1	117	14.6	8-24	.333	0-1	.000	4-10	.400	16	17	33	4.1	15	0	5	3	9	1	20	2.5
02	Willie Henderson	15-8	27	1.8	4-8	.500	4-7	.571	2-2	1.000	0	1	1	0.1	2	8	8	0	0	8	14	0.9
10	Dominic Proctor	1-0	1	1.0	0-0	.000	0-0	.000	0-0	.000	0	0	0	0.0	0	0	0	0	0	0	0	0.0
Team											34	48	83		1		11					
Total.....		31	6225		786-1795	.438	260-776	.335	409-556	.736	282	745	1031	33.3	456	6	403	364	100	209	2241	72.3
Opponents.....		31	6222		825-1834	.458	289-717	.347	305-421	.724	318	804	1122	36.2	531	13	438	425	88	178	2304	71.1

TEAM STATISTICS	MIAMI	OPP	Date	Opponent	Score	Att
SCORING	2241	2204	11/09/18	LEHIGH	W 83-82	6799
Points per game	72.3	71.1	11/13/18	STEPHEN F. AUSTIN	W 96-58	6866
Scoring margin	+1.2	-	11/17/18	BETHUNE-COORMAN	W 78-78	6222
FIELD GOALS-ATT	786-1795	825-1834	1 11/22/18	vs La Salle	W 85-49	885
Field goal pct	.438	.450	1 11/23/18	vs Fresno State	W 78-76	986
3 POINT FG-ATT	260-776	289-717	1 11/25/18	vs Seton Hall	L 81-83	1589
3-point FG pct	.335	.347	2 11/28/18	RUTGERS	L 54-57	8276
3-pt FG made per game	8.4	8.0	3 12/01/18	vs Yale	L 73-77	5749
FREE THROWS-ATT	409-556	305-421	12/04/18	at Penn	L 75-89	3019
Free throw pct	.736	.724	12/19/18	HOUSTON BAPTIST	W 80-73	6553
F-Throws made per game	13.2	9.8	12/22/18	FLA. ATLANTIC	W 75-55	6222
REBOUNDS	1831	1122	12/29/18	CAMPBELL	W 73-82	6789
Rebounds per game	59.1	36.2	- 01/03/19	NC STATE	L 82-87	6883
Rebounding margin	+2.9	-	- 01/05/19	at Louisville	L 73-88	15258
ASSISTS	483	438	- 01/09/19	at Florida State	L 62-68	10531
Assists per game	13.0	14.1	- 01/12/19	WAKE FOREST	W 76-85	7197
TURNOVERS	364	425	- 01/19/19	NORTH CAROLINA	L 76-85	7131
Turnovers per game	11.7	13.7	- 01/24/19	at Syracuse	L 59-73	21058
Turnover margin	+2.0	-	- 01/27/19	FLORIDA STATE	L 66-78	7122
Assist/Turnover ratio	1.1	1.0	- 01/30/19	VIRGINIA TECH	L 70-82	6888
STEALS	289	178	- 02/02/19	at Virginia	L 46-56	13978
Steals per game	5.7	5.7	- 02/05/19	NOTRE DAME	W 62-47	6372
BLOCKS	180	88	- 02/09/19	at North Carolina	Lat 85-88	21383
Blocks per game	3.2	2.8	- 02/13/19	CLEMSON	W 65-64	6338
ATTENDANCE	106316	128252	- 02/17/19	at Boston College	L 57-64	7251
Home games-Avg/Game	16-6645	10-11614	- 02/23/19	GEORGIA TECH	W 80-85	6813
Neutral site-Avg/Game	-	5-1822	- 02/26/19	at Wake Forest	L 75-76	5283
			- 03/02/19	at Duke	L 57-87	9314
			- 03/05/19	PITTSBURGH	W 76-83	6373
			- 03/08/19	at Virginia Tech	L 70-84	9275
			03/12/19	vs Wake Forest	W 79-71	8

* = Conference game
 1 = Wooden Legacy, Fullerton, Calif.
 2 = ACC Big Ten Challenge
 3 = Hoopball Miami Invitational, Miami, Fla.

2018-19 Miami Men's Basketball
Miami Combined Team Statistics (as of Mar 08, 2019)
ACC games only

RECORD:	OVERALL	HOME	AWAY	NEUTRAL
ALL GAMES	5-13	5-4	0-9	0-0
CONFERENCE	5-13	5-4	0-9	0-0
NON-CONFERENCE	0-0	0-0	0-0	0-0

#	Player	gp-gs	min	avg	Total		3-Point		F-Throws		Rebounds											
					fg-pts	fg%	3fg-pts	3fg%	ft-pts	ft%	off	def	tot	avg	pf	sh	a	to	blk	stl	pts	avg
01	Chris Lykes	18-18	626	34.8	94-241	.398	35-117	.299	63-78	.806	9	37	46	2.6	36	8	53	43	1	21	286	15.9
03	Anthony Lawrence	18-18	590	32.8	74-165	.448	28-77	.364	43-58	.741	16	101	117	6.5	35	0	55	45	9	17	219	12.2
05	Zach Johnson	18-15	584	32.4	69-195	.354	18-67	.269	46-69	.667	7	48	55	3.1	38	8	45	37	6	34	202	11.2
15	Ebuka Izundu	18-18	507	28.2	80-127	.630	0-1	.000	29-41	.707	69	75	148	8.2	60	2	16	27	13	14	189	10.5
01	DJ Vasilejevic	18-12	558	31.8	67-179	.374	38-123	.309	16-18	.889	18	62	80	4.4	28	8	14	9	1	16	188	10.4
21	Sam Waardenburg	18-2	443	24.6	27-64	.422	14-31	.452	24-30	.800	22	35	61	3.4	44	0	23	22	8	9	92	5.1
13	Anthony Mack	18-7	295	16.4	16-58	.276	11-42	.262	3-4	.750	4	17	21	1.2	15	8	13	10	3	9	46	2.6
02	Willie Herenton	11-0	22	2.0	3-7	.429	3-6	.500	0-0	.000	0	1	1	0.1	2	0	0	0	0	0	9	0.8
Team											19	28	47		1		8					
Total.....		18	3625		430-1036	.415	147-464	.317	224-298	.752	164	412	576	32.0	259	2	219	201	41	120	1231	68.4
Opponents.....		18	3625		486-1068	.458	158-429	.368	192-252	.762	190	477	667	37.1	285	7	275	227	50	106	1322	73.4

**Miami Game-by-Game Highs (as of Mar 12, 2019)
All games**

Opponent	Date	Score	Points	Rebounds	Assists	Steals	Blocked shots
LEHIGH	11/03/18	83-82	22-Chris Lyles	12-Anthony Lawrence	4-Chris Lyles	3-Anthony Lawrence	3-Dierg Galk Ebulu Izundu Anthony Lawrence
STEPHEN F. AUSTIN	11/13/18	96-58	22-Ebulu Izundu	19-Ebulu Izundu	6-Chris Lyles	3-Ebulu Izundu Chris Lyles	4-Ebulu Izundu
BETHUNE-COOKMAN	11/17/18	78-78	21-Chris Lyles	9-Anthony Lawrence	6-Chris Lyles	3-DJ Vasiljevic	3-Ebulu Izundu
vs La Salle	11/23/18	85-49	18-Chris Lyles	8-Ebulu Izundu	5-Zach Johnson	2-Chris Lyles Anthony Lawrence	2-Anthony Lawrence
vs Fresno State	11/23/18	78-76	24-Zach Johnson	6-Ebulu Izundu	3-Zach Johnson Anthony Lawrence	3-Chris Lyles	1-Ebulu Izundu
vs Seton Hall	11/25/18	81-83	18-Chris Lyles Zach Johnson	5-Ebulu Izundu Sam Waardenburg DJ Vasiljevic	5-DJ Vasiljevic	2-Chris Lyles	2-Ebulu Izundu
RUTGERS	11/28/18	54-57	16-Anthony Lawrence	12-Ebulu Izundu	4-Anthony Lawrence Chris Lyles	3-Zach Johnson	2-Anthony Lawrence Zach Johnson
vs Yale	12/01/18	73-77	19-Ebulu Izundu	9-Ebulu Izundu	5-Zach Johnson	2-Anthony Lawrence	2-Dierg Galk Ebulu Izundu
at Penn	12/04/18	75-89	17-Zach Johnson	7-Ebulu Izundu	5-Chris Lyles	2-Ebulu Izundu	1-Zach Johnson Anthony Lawrence
HOUSTON BAPTIST	12/19/18	80-73	17-Anthony Lawrence	11-Ebulu Izundu	4-Chris Lyles DJ Vasiljevic	3-Zach Johnson Anthony Lawrence	4-Ebulu Izundu
FLA ATLANTIC	12/23/18	75-55	19-Ebulu Izundu	13-Ebulu Izundu	8-Anthony Lawrence	3-Chris Lyles	3-Ebulu Izundu
CAMPBELL	12/29/18	73-82	22-Zach Johnson	8-Ebulu Izundu Anthony Lawrence	3-Anthony Lawrence	2-Chris Lyles Zach Johnson Anthony Lawrence	1-Zach Johnson Anthony Lawrence Sam Waardenburg Ebulu Izundu
NC STATE	01/03/19	82-87	28-Chris Lyles	11-Ebulu Izundu	4-Zach Johnson	2-Zach Johnson Anthony Lawrence	1-Anthony Lawrence
at Louisville	01/05/19	73-98	19-Zach Johnson DJ Vasiljevic	10-Ebulu Izundu	4-Chris Lyles	3-Zach Johnson	None
at Florida State	01/09/19	62-68	17-Chris Lyles	9-Ebulu Izundu	4-Anthony Mack	2-Zach Johnson	None
WAKE FOREST	01/12/19	76-65	25-Chris Lyles	11-Ebulu Izundu	4-Chris Lyles	2-Zach Johnson	2-Anthony Lawrence
NORTH CAROLINA	01/19/19	76-85	20-Chris Lyles	8-Ebulu Izundu	6-Chris Lyles	2-Zach Johnson Chris Lyles	1-Anthony Lawrence Ebulu Izundu
at Syracuse	01/24/19	59-73	11-DJ Vasiljevic	10-Ebulu Izundu	3-Anthony Lawrence	2-Chris Lyles Anthony Lawrence	1-Chris Lyles
FLORIDA STATE	01/27/19	66-78	20-Zach Johnson	7-Anthony Lawrence	4-Anthony Lawrence Zach Johnson	2-Zach Johnson DJ Vasiljevic	2-Ebulu Izundu
VIRGINIA TECH	01/30/19	70-82	19-Chris Lyles	9-Anthony Lawrence	4-Chris Lyles	3-Zach Johnson	1-Zach Johnson
at Virginia	02/02/19	46-56	16-Chris Lyles	11-Ebulu Izundu	3-Anthony Lawrence	1-Ebulu Izundu DJ Vasiljevic Sam Waardenburg Chris Lyles Zach Johnson Anthony Lawrence	1-Zach Johnson Sam Waardenburg
NOTRE DAME	02/05/19	62-47	15-DJ Vasiljevic	12-Anthony Lawrence	3-Zach Johnson	3-Zach Johnson	1-Sam Waardenburg
at North Carolina	02/09/19	85-88	27-Chris Lyles	10-Ebulu Izundu	5-Anthony Lawrence	2-Zach Johnson	2-Ebulu Izundu
CLEMSON	02/13/19	65-64	22-DJ Vasiljevic	8-Anthony Lawrence	3-Zach Johnson	1-DJ Vasiljevic Anthony Lawrence Zach Johnson	2-Anthony Lawrence
at Boston College	02/17/19	57-64	14-Ebulu Izundu	9-Ebulu Izundu	4-Chris Lyles	3-Zach Johnson	1-Ebulu Izundu Sam Waardenburg
GEORGIA TECH	02/23/19	80-65	21-DJ Vasiljevic	10-Anthony Lawrence Ebulu Izundu	9-Anthony Lawrence	3-Zach Johnson	2-Sam Waardenburg
at Wake Forest	02/26/19	75-76	26-Chris Lyles	12-Anthony Lawrence	6-Anthony Lawrence	2-Sam Waardenburg Ebulu Izundu Zach Johnson Anthony Lawrence	2-Ebulu Izundu
at Duke	03/02/19	57-87	15-Ebulu Izundu Anthony Lawrence	9-Ebulu Izundu	3-Anthony Lawrence Zach Johnson	4-Ebulu Izundu	1-Ebulu Izundu Anthony Lawrence Zach Johnson
PITTSBURGH	03/05/19	76-63	27-Anthony Lawrence	14-Ebulu Izundu	4-Anthony Lawrence Zach Johnson	4-DJ Vasiljevic	None
at Virginia Tech	03/09/19	70-84	16-Chris Lyles Ebulu Izundu	11-Anthony Lawrence	9-Chris Lyles	3-Chris Lyles	2-Ebulu Izundu
vs Wake Forest	03/12/19	79-71	21-DJ Vasiljevic	10-Anthony Lawrence	4-Zach Johnson Chris Lyles	3-Anthony Lawrence	1-Anthony Lawrence Anthony Mack Ebulu Izundu

Miami Team Game-by-Game Comparison (as of Mar 12, 2018)
All games

Opponent	1st	2nd	Score	Reb	Total FG	FG Pct	3-Pointers	3-FG Pct	Free Throws	FT Pct	Rebounds	Assist	Turnover	Block	Steal	Fouls	
LEHIGH	30:25	45:25	83-82	+21	23-61/21-61	.377/394	14-32/8-21	.438/381	23-32/12-21	.719/571	45/44	+1	15/6	11/14	9/4	8/5	17/24
STEPHEN F. AUSTIN	53:32	43:25	96-58	+38	37-69/24-61	.536/393	11-23/4-13	.478/308	11-18/6-7	.611/1857	41/34	+7	22/8	8/18	6/4	10/5	11/15
BETHLEHEM-COXSACK	30:51	48:29	78-70	+8	25-65/27-59	.400/453	8-25/5-14	.300/333	18-20/18-13	.750/728	38/40	(2)	12/12	11/14	6/5	7/5	15/25
La Salle	49:18	36:31	85-49	+36	30-55/21-60	.545/350	8-19/2-25	.421/1080	17-21/15-9	.810/1556	39/28	+11	15/9	19/20	4/3	7/6	14/22
Fresno State	37:41	41:25	78-76	+2	25-57/27-58	.438/466	7-22/5-23	.310/391	21-28/13-14	.750/722	29/43	(14)	12/16	11/20	1/5	7/4	20/25
Seton Hall	45:45	36:38	81-83	(2)	30-55/34-65	.545/523	7-20/5-23	.350/261	14-18/9-14	.778/1643	29/30	(1)	11/15	16/13	4/1	4/5	18/21
RUTGERS	24:28	38:29	54-57	(5)	22-65/24-59	.338/407	7-28/5-24	.289/290	3-7/3-6	.429/588	49/40	+8	12/10	19/14	5/8	5/8	12/13
Yale	49:39	24:38	73-77	(4)	26-63/30-58	.413/517	6-26/4-18	.231/222	15-18/13-17	.883/1765	39/35	(2)	12/15	11/11	4/2	5/7	16/15
Penn	36:50	29:29	75-89	(14)	28-58/34-57	.481/596	6-29/3-23	.300/365	13-19/8-12	.684/1567	24/34	(10)	10/23	7/9	2/5	2/4	16/18
HOUSTON BAPTIST	40:33	40:40	80-73	+7	29-57/27-55	.509/491	11-28/11-23	.393/478	11-17/8-14	.647/1571	35/29	+6	17/15	14/17	7/1	9/5	13/14
FLA. ATLANTIC	46:23	29:32	73-55	+2	25-57/23-50	.500/388	9-28/5-25	.321/310	8-10/6-9	.800/1567	36/35	-	21/11	12/16	4/0	10/5	13/16
CAMPBELL	37:26	36:36	73-62	+11	24-44/23-64	.545/359	12-24/6-32	.500/188	13-21/10-13	.619/1769	33/31	+2	13/13	18/13	4/0	8/12	13/19
NC STATE	45:57	37:50	82-87	(5)	28-61/51-68	.460/456	10-25/11-38	.400/367	16-29/14-18	.552/778	29/51	(23)	12/17	7/16	1/5	7/4	14/23
Louisville	41:40	32:50	73-90	(17)	24-56/33-69	.429/478	10-26/13-31	.385/419	15-20/11-15	.750/733	35/39	(4)	7/19	13/7	0/1	4/1	16/16
Florida State	29:58	33:35	62-68	(6)	23-54/27-64	.370/422	4-18/5-25	.222/231	18-22/8-13	.818/1715	51/58	(7)	10/15	12/9	0/5	3/7	15/20
WAKE FOREST	32:33	44:32	76-65	+11	23-48/25-73	.479/342	11-25/7-33	.440/212	19-23/8-9	.826/1889	37/39	(2)	16/11	15/12	5/0	5/7	12/20
NORTH CAROLINA	37:57	39:48	76-85	(9)	27-55/33-60	.451/550	9-21/5-20	.429/450	13-18/11-14	.722/714	23/38	(15)	19/25	11/15	2/1	7/7	15/19
Syracuse	29:32	24:41	53-73	(20)	20-59/26-53	.339/491	8-29/14-30	.276/467	5-6/7-8	.833/1875	39/28	+11	11/22	13/6	1/11	4/7	8/8
FLORIDA STATE	28:45	38:33	66-76	(12)	23-55/33-60	.418/580	7-29/2-28	.241/1000	13-18/11-14	.722/714	26/34	(9)	11/20	10/14	3/4	5/5	17/17
VIRGINIA TECH	27:34	43:48	70-82	(12)	23-56/30-51	.411/588	12-33/9-19	.364/474	12-14/13-15	.857/1867	27/28	(1)	14/13	16/15	1/3	11/11	12/14
Virginia	21:23	25:28	45-56	(10)	17-50/22-52	.340/423	4-21/5-17	.190/353	8-15/6-10	.588/1000	20/42	(18)	6/16	7/14	2/6	6/5	14/10
NOTRE DAME	28:23	34:24	62-47	+15	27-62/18-56	.435/321	4-22/4-28	.182/143	4-5/7-7	.800/1000	39/33	+6	8/7	10/14	1/1	10/6	13/10
North Carolina	30:51	47:46	85-88	(3)	32-68/51-66	.471/470	14-31/3-25	.452/500	7-21/3-17	.600/765	39/32	+7	14/15	16/10	3/4	6/9	16/13
CLEMSON	24:26	41:38	65-64	+1	21-54/23-55	.389/418	10-25/3-19	.400/158	13-17/15-15	.765/1000	29/38	(9)	9/8	7/11	4/2	3/5	16/17
Drexel College	21:25	35:39	57-64	(7)	22-60/24-54	.367/444	4-25/5-15	.154/400	9-12/11-12	.750/833	51/40	(9)	11/11	10/15	2/2	5/5	15/12
GEORGIA TECH	39:23	41:42	80-65	+15	27-59/25-58	.458/431	9-25/7-21	.360/333	17-19/8-12	.895/1667	36/33	+3	20/13	11/16	4/3	10/6	16/18
Wake Forest	35:23	48:48	75-76	(1)	23-54/24-61	.370/393	11-31/8-25	.355/346	24-29/19-23	.828/1025	34/41	(7)	15/12	10/14	5/1	10/4	15/22
Duke	19:47	38:40	57-87	(30)	22-63/36-63	.349/571	6-24/5-17	.250/353	7-12/9-14	.583/1643	29/45	(16)	11/18	16/16	3/4	11/10	16/14
PITTSBURGH	36:51	48:32	76-63	+13	27-63/27-48	.428/458	8-24/5-25	.300/360	14-18/12-23	.778/1522	38/35	+8	14/13	9/15	0/1	8/4	16/19
Virginia Tech	31:45	39:39	70-84	(14)	27-59/29-59	.458/492	6-29/14-26	.207/538	10-14/12-13	.714/1923	30/33	(3)	17/19	8/8	4/0	5/2	13/13
Wake Forest	34:51	45:40	79-71	+8	27-53/27-57	.500/474	7-16/7-16	.438/438	18-25/11-16	.730/1025	31/32	(1)	12/10	12/15	3/2	7/4	15/19

Note: Game totals are displayed in the format TEAM/OPPONENT for each category

Official Basketball Box Score - Game Totals - Final Statistics

Lehigh vs Miami
11/18/18 7:00 pm at Coral Gables, FL (Watco Center)

Lehigh 62 - 1-1

#	Player	Total			3-Pr			Rebounds			PF	TP	A	TO	Blk	Stl	Min
		FG-FGA	FG-FGA	FT-FTA	Off	Def	Total	Off	Def	Total							
1	Andree, Pat	3-10	2-5	2-3	0	7	7	2	10	1	1	0	0	0	0	29	
13	Kamik, James	0-2	0-0	2-4	2	2	4	5	2	0	1	1	0	0	0	14	
02	Leutroy, Kyle	5-8	2-3	0-0	0	9	9	2	12	1	2	0	0	0	33		
05	Tejada, Lance	7-19	3-9	2-2	1	2	3	4	19	1	8	0	0	2	29		
11	Cohen, Jordan	1-6	0-1	0-0	1	0	1	5	2	3	4	1	0	0	25		
00	Bennett, Caleb	1-2	0-0	2-2	0	3	3	0	4	0	1	0	0	0	15		
01	Wilson, Jeameril	0-0	0-0	0-0	0	1	1	2	0	0	0	0	0	0	9		
04	Foley, Joe	0-0	0-0	0-0	1	0	1	0	0	0	0	0	0	0	1		
20	Wilson, Marques	1-3	1-3	0-2	1	1	2	0	3	0	0	0	3	1	19		
44	Lynch, Nic	3-11	0-0	4-8	5	5	10	4	10	0	1	2	0	0	26		
	Team				2	1	3										
Totals		21-61	8-21	12-21	13	31	44	24	62	6	18	4	5	20	0		
FG % 1st Half:		7-30	23.3%	2nd half:	14-31	45.2%	Games:	21-61	34.4%	Deadball							
3FG % 1st Half:		5-12	41.7%	2nd half:	3-9	33.3%	Games:	8-21	38.1%	Rebounds							
FT % 1st Half:		7-14	50.0%	2nd half:	5-7	71.4%	Games:	12-21	57.1%	9							

Miami 83 - 1-0

#	Player	Total			3-Pr			Rebounds			PF	TP	A	TO	Blk	Stl	Min
		FG-FGA	FG-FGA	FT-FTA	Off	Def	Total	Off	Def	Total							
1	Sam Waardenburg	3-7	1-2	4-4	3	2	5	1	11	2	1	0	1	0	28		
15	Ebuka Izundu	3-5	0-0	4-6	4	5	9	3	10	1	2	3	0	0	28		
00	Chris Lykes	5-17	4-8	8-11	1	4	5	3	22	4	2	0	2	3	39		
01	DJ Vasiljevic	5-10	4-7	2-2	0	3	3	3	16	2	2	0	0	0	26		
03	Anthony Lawrence	5-9	4-7	5-6	1	11	12	2	19	2	0	3	3	3	35		
02	Willie Herenton	0-0	0-0	0-0	0	0	0	0	0	0	0	0	0	0	0+		
00	Zach Johnson	2-6	1-3	0-1	0	0	0	1	5	3	4	0	2	22			
13	Anthony Mack	0-4	0-4	0-0	0	0	0	1	0	0	0	0	0	0	8		
22	Deng Gak	0-3	0-1	0-2	1	5	6	3	0	1	0	3	0	14			
	Team				3	2	5										
Totals		23-61	14-32	23-32	13	32	45	17	83	15	11	9	8	20	0		
FG % 1st Half:		12-35	34.3%	2nd half:	11-26	42.3%	Games:	23-61	37.7%	Deadball							
3FG % 1st Half:		8-21	38.1%	2nd half:	6-11	54.5%	Games:	14-32	43.8%	Rebounds							
FT % 1st Half:		9-9	100.0%	2nd half:	17-23	73.9%	Games:	23-32	71.9%	9							

Officials: Jeff Clark, Jamal Spasman, Anthony Franklin
Technical fouls: Lehigh-None, Miami-None.
Attendance: 6799

Score by periods	1st	2nd	Total	Points	In	Off	2nd	Fast	Bench
Lehigh	26	36	62	LEHIGH	22	10	9	9	17
Miami	30	45	75	UM	18	28	19	10	8

Last FG - LEHIGH 2nd-00:18, UM 2nd-01:28.
Largest lead - LEHIGH by 2 1st-00:14, UM by 40 2nd-00:28.
LEHIGH led for 00:10, UM led for 39:54. Game was tied for 00:00.

Score tied - 0 times.
Lead changed - 1 time.

Official Basketball Box Score - Game Totals - Final Statistics

Stephen F. Austin vs Miami
11/18/18 7:00 pm at Coral Gables, FL (Watco Center)

Stephen F. Austin 58 - 2-1

#	Player	Total			3-Pr			Rebounds			PF	TP	A	TO	Blk	Stl	Min
		FG-FGA	FG-FGA	FT-FTA	Off	Def	Total	Off	Def	Total							
1	Dawonte Fitzgerald	3-12	0-2	0-0	3	2	5	1	6	0	1	1	0	0	22		
23	Nathan Bain	2-6	0-0	3-3	3	5	8	3	7	2	2	1	1	33			
24	Samu Nieminien	1-2	0-1	0-0	0	0	0	0	2	0	1	1	0	8			
01	Kevon Harris	2-8	0-3	1-2	2	3	5	3	5	2	4	0	2	29			
02	Shannon Bogues	5-10	3-5	1-1	0	1	1	2	14	2	3	1	1	30			
02	Jack Hughes	1-3	0-0	0-0	1	0	1	1	2	0	1	0	0	8			
02	Mitchell Sessale	0-2	0-0	0-0	0	0	0	0	2	0	1	3	0	14			
11	Odyssey Walker	1-3	1-2	0-0	1	3	4	1	3	0	1	0	1	18			
20	Aaron Walton	0-1	0-0	0-0	0	0	0	1	0	1	0	0	0	7			
25	Karl Nicholas	8-11	0-0	1-1	3	5	8	1	17	0	1	0	0	21			
02	Jovan Guajir	1-3	0-0	0-0	0	0	0	0	2	0	0	0	0	8			
	Team				1	1	2										
Totals		24-61	4-13	6-7	14	20	34	15	58	8	18	4	5	19	0		
FG % 1st Half:		14-30	46.7%	2nd half:	10-31	32.3%	Games:	24-61	39.3%	Deadball							
3FG % 1st Half:		1-5	20.0%	2nd half:	3-8	37.5%	Games:	4-13	30.8%	Rebounds							
FT % 1st Half:		3-4	75.0%	2nd half:	3-3	100.0%	Games:	6-7	85.7%	0							

Miami 96 - 2-0

#	Player	Total			3-Pr			Rebounds			PF	TP	A	TO	Blk	Stl	Min
		FG-FGA	FG-FGA	FT-FTA	Off	Def	Total	Off	Def	Total							
1	Sam Waardenburg	1-6	0-2	0-1	0	4	4	3	22	5	2	0	1	33			
15	Ebuka Izundu	11-13	0-0	0-1	11	8	19	1	22	3	0	4	3	32			
00	Chris Lykes	7-12	2-5	4-5	0	2	2	1	20	6	1	0	3	28			
01	DJ Vasiljevic	4-9	4-7	5-5	1	3	4	3	17	0	1	0	0	30			
03	Anthony Lawrence	8-12	2-4	0-0	0	3	3	0	18	3	1	1	2	31			
02	Willie Herenton	0-0	0-0	0-0	0	0	0	0	0	0	0	0	0	2			
02	Zach Johnson	5-11	3-5	2-4	1	2	3	1	15	4	3	0	0	28			
22	Deng Gak	1-6	0-0	0-2	3	1	4	2	2	1	0	1	1	17			
	Team				1	1	2										
Totals		37-69	11-23	11-18	17	24	41	11	96	22	8	6	10	20	0		
FG % 1st Half:		23-41	56.1%	2nd half:	14-28	50.0%	Games:	37-69	53.6%	Deadball							
3FG % 1st Half:		6-15	40.0%	2nd half:	5-8	62.5%	Games:	11-23	47.8%	Rebounds							
FT % 1st Half:		1-2	50.0%	2nd half:	10-18	55.6%	Games:	11-18	61.1%	2							

Officials: Ted Valentino, Jamie Ludkin, Jeb Harrison
Technical fouls: Stephen F. Austin-None, Miami-None.
Attendance: 6086

Score by periods	1st	2nd	Total	Points	In	Off	2nd	Fast	Bench
Stephen F. Austin	32	26	58	SFA	34	9	11	8	24
Miami	53	43	96	UM	46	30	15	10	17

Last FG - SFA 2nd-00:14, UM 2nd-00:38.
Largest lead - SFA None, UM by 40 2nd-00:28.
SFA led for 00:00, UM led for 39:54. Game was tied for 01:58.

Score tied - 1 time.
Lead changed - 0 times.

Official Basketball Box Score - Game Totals - Final Statistics

Bethune-Cookman vs Miami
11/17/18 2:00 pm at Coral Gables, FL (Watco Center)

Bethune-Cookman 70 - 2-3

#	Player	Total			3-Pr			Rebounds			PF	TP	A	TO	Blk	Stl	Min
		FG-FGA	FG-FGA	FT-FTA	Off	Def	Total	Off	Def	Total							
1	Souffiane Diakite	0-3	0-1	0-0	0	2	2	2	0	1	1	1	0	16			
12	Shawntez Davis	1-6	0-1	0-0	0	2	2	5	2	0	1	0	0	16			
01	Malik Maitland	11-16	5-7	2-2	3	6	9	3	29	3	4	0	3	38			
02	Houston Smith	2-6	0-1	0-0	0	2	2	0	4	1	2	0	0	16			
18	Mark Gordon	2-6	1-3	0-0	0	1	1	4	5	0	2	0	0	17			
03	Wali Parks	2-4	0-1	0-0	2	1	3	4	4	2	0	1	0	21			
00	Leon Reddi	1-5	0-4	1-2	1	2	3	4	3	0	2	0	1	21			
10	Cletrell Pope	7-10	0-0	4-4	2	8	10	2	18	1	0	3	1	31			
21	Diondre Duffus	1-3	0-0	3-5	0	1	1	5	4	0	0	0	0	23			
	Team				3	4	7										
Totals		27-59	6-18	10-13	11	29	40	25	70	12	14	5	5	19	0		
FG % 1st Half:		14-29	48.3%	2nd half:	13-33	39.4%	Games:	27-59	45.8%	Deadball							
3FG % 1st Half:		3-7	42.9%	2nd half:	3-11	27.3%	Games:	6-18	33.3%	Rebounds							
FT % 1st Half:		0-0	0.0%	2nd half:	10-13	76.9%	Games:	10-13	76.9%	1							

Miami 78 - 3-0

#	Player	Total			3-Pr			Rebounds			PF	TP	A	TO	Blk	Stl	Min
		FG-FGA	FG-FGA	FT-FTA	Off	Def	Total	Off	Def	Total							
1	Sam Waardenburg	4-6	0-1	0-1	1	3	4	3	8	1	0	0	0	27			
15	Ebuka Izundu	2-8	0-0	1-2	3	1	4	5	5	1	2	3	0	27			
00	Chris Lykes	7-16	3-8	4-5	0	2	2	3	21	6	2	0	2	36			
01	DJ Vasiljevic	5-12	4-9														

Official Basketball Box Score - Game Totals - Final Statistics

Miami vs Fresno State
11/23/18 11:00 am at Titan Gym

Miami 78 - 5-0

#	Player	Total		3-Ptr		Rebounds			PF	TP	A	TO	Blk	Stl	Min			
		FG-FGA	FT-FTA	FG-FGA	FT-FTA	Off	Def	Tot										
21	Sam Waardenburg	1-5	0-2	4-5	1 3 4	2 6	0 0 0	1	24									
16	Ebuka Izundu	3-3	0-0	4-5	1 5 6	5 10	1 0 1	0	21									
00	Chris Lykes	6-16	2-8	3-4	0 5 5	3 17	2 4 0	3	35									
01	DJ Vasiljevic	4-10	4-7	0-0	1 4 5	2 12	1 2 0	0	31									
09	Anthony Lawrence	2-5	0-1	3-3	1 4 5	3 7	3 5 0	1	38									
05	Zach Johnson	8-16	1-4	7-11	1 1 2	3 24	3 0 0	2	34									
19	Anthony Mack	0-1	0-0	0 0 0	0 0 0	1 0	1 0 0	0	5									
22	Deng Gak	1-1	0-0	0 0 0	1 0 1	1 2	1 0 0	0	12									
	Team				1 0 1													
Totals		25-57	7-22	21-28	7 22 29	20 78	12 11 1	7	200									
FG % 1st Half: 13-31 41.9%		2nd half: 12-28 42.9%		Game: 25-57 43.9%		3FG % 1st Half: 4-12 33.3%		2nd half: 3-10 30.0%		Game: 7-22 31.8%		FT % 1st Half: 7-9 77.8%		2nd half: 14-19 73.7%		Game: 21-28 75.0%		Deadball Rebounds: 2

Fresno State 76 - 2-2

#	Player	Total		3-Ptr		Rebounds			PF	TP	A	TO	Blk	Stl	Min			
		FG-FGA	FT-FTA	FG-FGA	FT-FTA	Off	Def	Tot										
20	BITTNER, Sam	1-2	0-2	0-0	3 2 5	3 4	6 0 0	0	33									
32	GRIMES, Nate	1-4	0-0	1-2	5 10 15	2 9	1 1 4	1	27									
00	WILLIAMS, New	3-7	2-4	0-0	1 4 5	4 8	0 3 1	1	30									
04	HUGGINS, Braxton	10-21	5-10	3-4	1 3 4	5 28	2 0 0	0	31									
21	TAYLOR, Deshon	8-14	2-6	7-8	0 2 2	4 25	3 6 0	3	32									
09	McWILLIAMS, Johnny	0-0	0-0	0 0 0	0 1 1	1 0	1 0 0	0	3									
11	GRAY, Christian	0-1	0-0	2-4	0 1 1	2 2	0 1 0	0	10									
13	AGAU, Aguir	0-0	0-0	0 0 0	0 0 0	1 0	0 2 0	0	3									
30	ROJAS, Lazaro	0-0	0-0	0 0 0	0 0 0	0 0	0 1 0	0	3									
55	BLACKWELL, Noah	0-2	0-1	0 0 0	0 3 3	3 0	5 4 0	0	28									
	Team				3 4 7													
Totals		27-58	9-23	13-18	13 30 43	25 76	16 20 5	4	200									
FG % 1st Half: 15-25 60.0%		2nd half: 12-33 36.4%		Game: 27-58 46.9%		3FG % 1st Half: 4-9 44.4%		2nd half: 5-14 35.7%		Game: 9-23 39.1%		FT % 1st Half: 7-10 70.0%		2nd half: 8-8 100.0%		Game: 13-18 72.2%		Deadball Rebounds: 1

Officials: Mike Greenstein, Kevin Bell, Frank Bestall
Technical fouls: Miami-None, Fresno State-None.
Attendance: 906

Score by periods	1st	2nd	Total
Miami	37	41	78
Fresno State	41	35	76

	In	Off	2nd	Fast	Bench
Points	Paint	T/O	Chance	Break	
Miami	34	16	7	3	26
FG	28	8	18	0	2

Last FG - UM 2nd-09:01, FS 2nd-02:28.
Largest lead - UM by 6 2nd-16:43, FS by 5 1st-17:51.
UM led for 19:26, FS led for 17:00. Game was tied for 07:21.
Bench led - 12 times.
Lead changed - 11 times.

Official Basketball Box Score - Game Totals - Final Statistics

Miami vs Seton Hall
11/25/18 7:30 pm at Titan Gym

Miami 81 - 5-1

#	Player	Total		3-Ptr		Rebounds			PF	TP	A	TO	Blk	Stl	Min			
		FG-FGA	FT-FTA	FG-FGA	FT-FTA	Off	Def	Tot										
19	Ebuka Izundu	3-4	1-1	4-6	1 4 5	4 11	1 2 2	0	21									
00	Chris Lykes	7-13	2-5	2-2	0 4 4	4 18	2 5 0	2	37									
01	DJ Vasiljevic	3-8	2-5	0-0	0 5 5	0 8	5 0 0	0	34									
03	Anthony Lawrence	8-16	0-5	1-2	0 2 2	4 17	1 4 1	1	32									
09	Zach Johnson	5-7	2-3	6-6	0 3 3	2 18	2 2 0	0	37									
21	Sam Waardenburg	2-4	0-1	1-2	0 5 5	1 5	0 2 0	1	24									
22	Deng Gak	2-3	0-0	0-0	2 1 3	3 4	0 1 1	0	15									
	Team				1 1 2													
Totals		30-55	7-20	14-18	4 25 29	18 81	11 16 4	4	200									
FG % 1st Half: 16-24 66.7%		2nd half: 14-31 45.2%		Game: 30-55 54.5%		3FG % 1st Half: 3-8 37.5%		2nd half: 4-12 33.3%		Game: 7-20 35.0%		FT % 1st Half: 10-12 83.3%		2nd half: 4-8 50.0%		Game: 14-18 77.8%		Deadball Rebounds: 2

Seton Hall 83 - 4-2

#	Player	Total		3-Ptr		Rebounds			PF	TP	A	TO	Blk	Stl	Min			
		FG-FGA	FT-FTA	FG-FGA	FT-FTA	Off	Def	Tot										
01	NZEI, Michael	1-8	0-0	5-7	1 3 4	2 21	0 0 0	0	33									
28	MAMUKELASHVILI, S.	1-4	1-4	0-0	0 5 5	2 9	3 0 1	1	30									
00	McKNIGHT, Quincy	7-9	1-1	1-2	1 3 4	3 16	5 1 0	3	33									
10	POWELL, Myles	6-15	4-12	1-1	1 2 3	2 17	2 4 0	0	37									
22	CALE, Myles	1-4	0-2	1-2	0 5 5	3 3	1 1 0	0	14									
02	NELSON, Anthony	0-0	0-0	0 0 0	0 0 0	3 0	2 4 0	0	5									
14	RHODEN, Jared	4-7	0-2	0 0 0	2 2 4	2 8	1 1 0	1	24									
15	THOMPSON, Taurean	3-8	0-1	1-2	1 1 2	2 7	1 1 0	0	14									
30	REYNOLDS, Shawar	0-1	0-0	0 1 1	1 1 0	0 1	0 0 0	0	7									
35	GILL, Romaro	1-1	0-0	0 0 0	0 0 0	1 2	0 0 0	0	3									
	Team				1 1 2													
Totals		34-65	6-23	9-14	7 23 30	21 83	15 13 1	5	200									
FG % 1st Half: 19-33 57.6%		2nd half: 15-32 46.9%		Game: 34-65 52.3%		3FG % 1st Half: 3-11 27.3%		2nd half: 3-12 25.0%		Game: 7-20 35.0%		FT % 1st Half: 4-7 57.1%		2nd half: 5-7 71.4%		Game: 9-14 64.3%		Deadball Rebounds: 5

Officials: Michael Irving, Chris Rastetter, Mike Greenstein
Technical fouls: Miami-None, Seton Hall-None.
Attendance: 1599

Score by periods	1st	2nd	Total
Miami	45	36	81
Seton Hall	45	38	83

	In	Off	2nd	Fast	Bench
Points	Paint	T/O	Chance	Break	
Miami	34	18	6	4	9
Seton Hall	36	19	0	8	17

Last FG - UM 2nd-09:28, HALL 2nd-04:48.
Largest lead - UM by 6 1st-12:16, HALL by 7 2nd-09:22.
UM led for 12:28, HALL led for 20:27. Game was tied for 09:47.
Bench led - 12 times.
Lead changed - 16 times.

Official Basketball Box Score - Game Totals - Final Statistics

Rutgers vs Miami
11/28/18 7:15 pm at Coral Gables, FL (Watsco Center)

Rutgers 57 - 5-1

#	Player	Total		3-Ptr		Rebounds			PF	TP	A	TO	Blk	Stl	Min			
		FG-FGA	FT-FTA	FG-FGA	FT-FTA	Off	Def	Tot										
08	Eugene Omoruyi	1-12	1-3	0-0	1 3 4	3 11	1 5 1	1	32									
02	Shaquille Doorson	0-0	0-0	1-3	4 6 10	0 1	0 0 1	0	26									
00	Geo Balkar	7-17	2-6	0-0	0 7 7	2 16	6 4 2	0	39									
32	Peter Kiss	5-10	2-6	0-0	0 3 3	0 12	0 1 1	3	26									
30	Issa Thiam	2-7	1-5	2-2	0 7 7	1 7	1 1 2	2	30									
11	Mamadou Doucoure	0-1	0-0	0 0 0	1 0 1	0 0	0 0 0	0	2									
19	Myles Johnson	0-1	0-0	0 0 0	0 2 2	2 0	1 1 0	1	12									
22	Caleb McConnell	0-0	0-0	0 0 0	0 0 0	0 0	0 0 0	0	1									
23	Montez Mathis	2-4	0-1	0-1	0 1 1	2 4	0 1 0	1	13									
24	Ron Harper Jr.	3-7	0-3	0 0 0	2 2 4	3 6	1 1 1	0	19									
	Team				0 1 1													
Totals		24-59	6-24	3-6	8 32 40	13 57	10 14 8	8	200									
FG % 1st Half: 13-31 41.9%		2nd half: 11-28 39.3%		Game: 24-59 40.7%		3FG % 1st Half: 2-11 18.2%		2nd half: 4-13 30.8%		Game: 6-24 25.0%		FT % 1st Half: 0-0 0.0%		2nd half: 3-8 37.5%		Game: 3-8 37.5%		Deadball Rebounds: 1

Miami 54 - 5-2

#	Player	Total		3-Ptr		Rebounds			PF	TP	A	TO	Blk	Stl	Min
		FG-FGA	FT-FTA	FG-FGA	FT-FTA	Off	Def	Tot							
19	Ebuka Izundu	5-8	0-1	2-2	4 8 12	2 12	1 2 1	0	26						
00	Chris Lykes	3-11	2-6	0-0	0 2 2	2 8	4 5 0	1	32						
01	DJ Vasiljevic	1-8	1-6	0-0	2 1 3	3 3	0 2 0	0	38						
03	Anthony Lawrence	6-13	4-8	0-0	1 7 8	1 16	4 0 2	1	36						
09	Zach Johnson	6-15	0-4	0-3	2 2 4	2 12	2 2 2	3	37						
21	Sam Waardenburg	1-7	0-3	0-0	1 2										

Official Basketball Box Score – Game Totals – Final Statistics
Miami vs Penn
12/04/18 7:30 pm at Philadelphia, PA (The Palestra)

Miami 75 - 54

#	Player	Total			3-Ptr			Rebounds			PF	TP	A	TO	Blk	Stl	Min
		FG-FGA	FG-FGA	FT-FTA	FG-FGA	FG-FGA	FT-FTA	Off	Def	Tot							
21	Sam Waardenburg	1	5-7	2-3	2-3	2	1	3	2	14	0	1	0	0	0	37	
15	Ebuka Izundu	c	4-8	0-0	1-1	4	3	7	5	9	2	0	0	2	26		
00	Chris Lykess	g	5-15	0-4	6-8	0	4	4	4	16	5	4	0	0	31		
01	DJ Vasiljevic	g	4-7	2-5	0-0	2	1	3	3	10	0	0	0	0	34		
09	Anthony Lawrence	g	3-6	1-2	2-4	0	3	3	2	9	2	1	1	0	34		
05	Zach Johnson	g	7-14	1-5	2-3	0	1	1	0	17	1	1	1	0	29		
19	Anthony Mack	g	0-1	0-1	0-0	0	1	1	0	0	0	0	0	0	9		
Team						1	1	2									
Totals			29-58	6-20	13-19	9	15	24	16	75	10	7	2	2	200		
FG % 1st Half: 14-27		51.0%	2nd half: 14-31	45.2%	Game: 29-58	50.0%	Deadball										
3FG % 1st Half: 4-8		50.0%	2nd half: 2-12	16.7%	Game: 6-20	30.0%	Rebounds										
FT % 1st Half: 4-7		57.1%	2nd half: 9-12	75.0%	Game: 13-18	72.2%											

Penn 89 - 72

#	Player	Total			3-Ptr			Rebounds			PF	TP	A	TO	Blk	Stl	Min
		FG-FGA	FG-FGA	FT-FTA	FG-FGA	FG-FGA	FT-FTA	Off	Def	Tot							
00	Max Flotheschild	1	1-2	0-0	3-4	0	2	2	3	5	3	2	1	2	18		
25	AJ Brodeur	1	9-15	0-0	0-1	1	7	8	3	18	6	3	1	2	35		
02	Antonio Woods	g	2-6	0-2	3-4	0	5	5	1	7	4	0	0	0	35		
12	Devon Goodman	g	6-10	3-5	1-1	1	1	2	4	16	4	2	1	0	34		
00	Elyce Washington	g	3-7	1-5	0-0	2	1	3	5	7	0	0	0	0	21		
03	Jake Silpe	g	3-4	3-4	1-2	0	6	6	2	10	5	0	0	0	25		
09	Jackson Donahue	g	1-1	1-1	0-0	1	0	1	0	3	0	0	0	0	5		
28	Michael Wang	g	9-12	5-6	0-0	2	2	4	0	23	1	2	0	0	27		
Team						2	1	3									
Totals			34-57	13-23	8-12	9	25	34	18	89	23	9	3	4	200		
FG % 1st Half: 19-29		65.5%	2nd half: 15-29	51.7%	Game: 34-57	59.6%	Deadball										
3FG % 1st Half: 11-18		61.1%	2nd half: 2-5	40.0%	Game: 13-23	56.5%	Rebounds										
FT % 1st Half: 1-2		50.0%	2nd half: 7-10	70.0%	Game: 8-12	66.7%											

Officials: Nathan Farrell, Alford Smith, Lamar Simpson
 Technical fouls: Miami-None, Penn-None.
 Attendance: 3019

Score by periods	1st	2nd	Total
Miami	36	39	75
Penn	50	39	89

	P	O	2nd	Fast	Bench
Points	UM	TCO	Chance	Break	
Miami	34	9	9	6	17
Penn	42	10	14	14	39

Last FG - UM 2nd-01:26, PENN 2nd-01:25.
 Largest lead - UM by 4 1st-16:29, PENN by 19 2nd-00:26.
 UM led for 01:47, PENN led for 57:26. Game was tied for 00:29.

Score tied - 1 time.
 Lead changed - 1 time.

Official Basketball Box Score – Game Totals – Final Statistics
Houston Baptist vs Miami
12/19/18 7:30 pm at Coral Gables, FL (Watco Center)

Houston Baptist 79 - 37

#	Player	Total			3-Ptr			Rebounds			PF	TP	A	TO	Blk	Stl	Min
		FG-FGA	FG-FGA	FT-FTA	FG-FGA	FG-FGA	FT-FTA	Off	Def	Tot							
02	Philip McKenzie	1	5-7	2-3	3-4	3	1	4	1	15	2	1	0	1	34		
15	Edward Hardt	c	7-14	0-0	0-1	2	5	7	3	14	1	4	0	1	31		
00	Ian DuBose	g	4-11	1-5	1-3	1	2	3	2	10	3	6	1	2	27		
04	Stephen O'Suij	g	1-2	1-1	0-0	0	1	1	1	3	2	0	0	0	15		
29	Oliver Lynch-Daniels	g	6-10	5-7	2-2	0	4	4	3	19	3	3	0	0	34		
03	Jackson Stent	g	0-0	0-0	0-0	0	1	1	1	0	1	0	0	0	6		
22	Jalon Gates	g	3-8	2-6	0-0	0	0	0	1	8	0	0	0	0	16		
30	Braxton Bonds	g	0-2	0-1	2-4	0	7	7	1	2	3	2	0	1	28		
32	Benjamin Uko	g	1-1	0-0	0-0	0	1	1	1	2	0	1	0	0	9		
Team						1	0	1									
Totals			27-55	11-23	8-14	7	22	29	14	73	15	17	1	5	200		
FG % 1st Half: 13-30		43.3%	2nd half: 14-25	56.0%	Game: 27-55	49.1%	Deadball										
3FG % 1st Half: 6-12		50.0%	2nd half: 5-11	45.5%	Game: 11-23	47.8%	Rebounds										
FT % 1st Half: 1-8		12.5%	2nd half: 7-8	87.5%	Game: 8-14	57.1%											

Miami 80 - 54

#	Player	Total			3-Ptr			Rebounds			PF	TP	A	TO	Blk	Stl	Min
		FG-FGA	FG-FGA	FT-FTA	FG-FGA	FG-FGA	FT-FTA	Off	Def	Tot							
21	Sam Waardenburg	1	2-3	0-1	2-2	1	2	3	4	6	1	1	1	1	24		
15	Ebuka Izundu	c	6-8	0-0	3-4	4	7	11	0	15	2	1	4	2	34		
00	Chris Lykess	g	5-9	1-2	3-5	1	4	5	1	14	4	4	0	0	31		
01	DJ Vasiljevic	g	4-12	3-10	2-2	1	4	5	2	13	4	0	0	0	34		
09	Anthony Lawrence	g	6-12	4-7	1-2	1	4	5	1	17	2	3	2	3	33		
05	Zach Johnson	g	4-8	1-3	0-2	0	1	1	3	9	2	4	0	3	27		
19	Anthony Mack	g	2-5	2-5	0-0	2	2	4	2	6	2	1	0	0	17		
Team						0	1	1									
Totals			29-57	11-28	11-17	10	25	35	13	80	17	14	7	9	200		
FG % 1st Half: 15-28		53.6%	2nd half: 14-29	48.3%	Game: 29-57	50.9%	Deadball										
3FG % 1st Half: 9-17		52.9%	2nd half: 5-11	45.5%	Game: 11-28	39.3%	Rebounds										
FT % 1st Half: 2-2		100.0%	2nd half: 9-15	60.0%	Game: 11-17	64.7%											

Officials: Bill Covington Jr., AJ Desai, Bert Smith
 Technical fouls: Houston Baptist-None, Miami-DJ Vasiljevic.
 Attendance: 6553

Score by periods	1st	2nd	Total
Houston Baptist	33	40	73
Miami	40	40	80

Last FG - HBU 2nd-00:14, UM 2nd-00:28.
 Largest lead - HBU by 1 2nd-13:28, UM by 19 2nd-00:20.
 HBU led for 00:58, UM led for 59:12. Game was tied for 00:42.

Score tied - 1 time.
 Lead changed - 2 times.

Official Basketball Box Score – Game Totals – Final Statistics
Fla. Atlantic vs Miami
12/22/18 2:00 pm at Coral Gables, FL (Watco Center)

Fla. Atlantic 55 - 84

#	Player	Total			3-Ptr			Rebounds			PF	TP	A	TO	Blk	Stl	Min
		FG-FGA	FG-FGA	FT-FTA	FG-FGA	FG-FGA	FT-FTA	Off	Def	Tot							
00	Jaylen Schree	1	6-14	4-7	2-2	0	1	1	2	18	1	3	0	0	28		
01	Madiaw Niang	1	2-6	0-2	0-0	2	4	6	2	4	1	2	0	1	26		
29	Kautis Silens	1	0-0	0-0	0-0	0	0	0	0	0	0	0	0	0	6		
08	Anthony Adger	g	7-14	5-9	0-1	0	4	4	2	19	2	4	0	2	31		
29	Richardson Maitre	g	0-4	0-2	0-0	0	1	1	0	0	0	1	0	0	14		
10	Kevaughn Ellis	g	0-1	0-1	0-0	0	0	0	0	2	0	0	0	0	14		
11	Michael Forrest	g	2-9	0-4	1-2	0	4	4	3	5	5	4	0	0	29		
12	Aleksandar Zecevic	g	1-4	0-0	2-2	3	2	5	0	4	1	1	0	0	14		
21	Simeon Lepichev	g	2-5	0-1	1-2	4	3	7	2	5	1	1	0	0	31		
24	Cedric Jackson	g	0-3	0-3	0-0	0	0	0	2	0	0	0	0	0	7		
Team						2	5	7									
Totals			20-60	9-29	6-9	11	24	35	16	55	11	16	0	3	200		
FG % 1st Half: 8-30		26.7%	2nd half: 11-30	36.7%	Game: 20-60	33.3%	Deadball										
3FG % 1st Half: 4-15		26.7%	2nd half: 5-14	35.7%	Game: 9-29	31.0%	Rebounds										
FT % 1st Half: 1-2		50.0%	2nd half: 5-7	71.4%	Game: 6-8	75.0%											

Miami 75 - 74

#	Player	Total			3-Ptr			Rebounds			PF	TP	A	TO	Blk	Stl	Min
		FG-FGA	FG-FGA	FT-FTA	FG-FGA	FG-FGA	FT-FTA	Off	Def	Tot							
21	Sam Waardenburg	1	1-5	1-4	1-2	0	2	2	1	4	1	2	0	1	29		
15	Ebuka Izundu	c	9-11	0-0	1-2	2	11	13	1	19	0	1	3	2	31		
00	Chris Lykess	g	5-12	0-4	2-2	0	1	1	4	12	7	2	0	3	29		
01																	

Official Basketball Box Score - Game Totals - Final Statistics

NC State vs Miami
01/09/19 7:30 pm at Coral Gables, Fla. (Watsco Center)

NC State 87 - 13-1, 1-0 ACC

#	Player	Total			3-Ptr			Rebounds			PF	TP	A	TO	Blk	Stl	Min
		FG	FGA	FT	FTA	Off	Def	Total									
20	Wyatt Walker	3	7	0	0	3	4	8	3	11	4	9	0	2	0	0	23
02	Torin Dorn	3	9	0	3	1	2	0	6	6	1	7	3	1	1	2	33
10	Erasmus Beverley	4	12	3	10	0	0	2	2	4	3	11	6	4	0	0	30
18	C.J. Bryce	4	10	0	3	2	2	3	6	9	3	10	2	1	0	0	25
24	Devon Daniels	7	10	2	3	4	7	8	1	7	8	3	19	0	3	1	32
00	Derek Funderburk	3	3	1	1	2	1	3	4	5	8	0	1	1	2	16	
04	Jenicoke Helms	1	7	1	4	0	0	2	2	1	3	0	0	0	0	12	
05	Eric Lockett	0	2	0	1	0	2	1	0	2	1	0	1	0	0	6	
11	Markell Johnson	6	8	4	4	4	4	2	20	5	4	0	4	0	0	23	
	Team																
	Totals	31	68	11	30	14	18	33	51	23	87	17	16	3	4	200	

FG % 1st Half: 14-36 38.9% 2nd half: 17-30 56.7% Game: 31-68 45.9%
 3FG % 1st Half: 5-15 33.3% 2nd half: 6-12 50.0% Game: 11-30 36.7%
 FT % 1st Half: 4-8 50.0% 2nd half: 10-12 83.3% Game: 14-18 77.8%

Miami 82 - 8-5, 0-1 ACC

#	Player	Total			3-Ptr			Rebounds			PF	TP	A	TO	Blk	Stl	Min	
		FG	FGA	FT	FTA	Off	Def	Total										
21	Sam Waardenburg	1	0	2	0	1	0	0	0	0	4	0	0	1	0	0	15	
15	Ebukka Izundu	0	4	0	1	2	5	7	4	11	2	10	2	1	0	0	36	
00	Chris Lykes	0	10	15	3	4	5	6	0	0	0	3	28	2	2	0	1	35
01	DJ Vasiljevic	1	5	1	4	3	4	0	3	3	1	6	1	0	0	1	27	
09	Anthony Lawrence	4	7	3	4	1	4	1	5	6	1	12	3	2	1	2	28	
06	Zach Johnson	7	17	2	5	10	1	4	5	1	21	4	1	0	2	32		
19	Anthony Mack	2	7	1	6	0	0	2	2	2	5	0	0	0	1	27		
	Team																	
	Totals	28	61	10	25	16	29	9	20	29	14	82	12	7	1	7		

FG % 1st Half: 17-34 50.0% 2nd half: 11-27 40.7% Game: 28-61 45.9%
 3FG % 1st Half: 5-11 45.5% 2nd half: 5-14 35.7% Game: 10-25 40.0%
 FT % 1st Half: 6-13 46.2% 2nd half: 10-18 55.6% Game: 16-28 57.1%

Officials: Brent Hampton, Doug Shores, Ted Valentine
 Technical fouls: NC State-None, Miami-None.
 Attendance: 6683

Score by periods	1st	2nd	Total
NC State	37	50	87
Miami	45	37	82

Last FG - BT 2nd-08:41, UM 2nd-00:28.
 Largest lead - BT by 7 1st-08:46, UM by 10 2nd-09:26.
 BT led for 16:28, UM led for 22:26. Game was tied for 01:06.

Official Basketball Box Score - Game Totals - Final Statistics

Miami vs Florida State
01/09/19 9:00 pm at The Tucker Center - Tallahassee, Florida

Miami 62 - 8-7, 0-3 ACC

#	Player	Total			3-Ptr			Rebounds			PF	TP	A	TO	Blk	Stl	Min
		FG	FGA	FT	FTA	Off	Def	Total									
19	Ebukka Izundu	0	6	10	0	1	1	5	4	9	4	13	1	1	0	0	37
00	Chris Lykes	5	12	1	3	6	6	0	3	3	3	17	2	2	0	0	25
09	Anthony Lawrence	4	9	1	3	5	6	0	4	4	3	14	2	4	0	0	32
05	Zach Johnson	2	11	0	3	2	4	1	5	6	3	6	0	5	0	2	34
19	Anthony Mack	1	4	0	3	0	0	2	2	2	0	4	0	0	0	0	26
01	DJ Vasiljevic	2	6	2	6	0	1	2	3	5	2	6	1	0	0	0	29
02	Willie Herenton	0	0	0	0	0	0	0	0	0	0	0	0	0	0	3	
21	Sam Waardenburg	0	0	0	0	4	4	0	0	0	0	4	0	0	0	14	
	Team																
	Totals	20	54	4	18	18	22	8	23	31	15	62	10	12	0	3	

FG % 1st Half: 7-24 29.2% 2nd half: 13-30 43.3% Game: 20-54 37.0%
 3FG % 1st Half: 2-10 20.0% 2nd half: 2-8 25.0% Game: 4-18 22.2%
 FT % 1st Half: 13-15 86.7% 2nd half: 5-7 71.4% Game: 18-22 81.8%

Florida State 68 - 13-2, 1-1 ACC

#	Player	Total			3-Ptr			Rebounds			PF	TP	A	TO	Blk	Stl	Min
		FG	FGA	FT	FTA	Off	Def	Total									
00	Cofer, Phil	1	3	8	1	4	6	1	7	2	1	0	0	0	0	29	
21	Koumadje, Christ	0	0	6	0	1	2	3	2	5	3	1	2	0	0	0	14
09	Forrest, Trent	0	2	8	0	3	6	1	5	6	0	6	1	2	1	2	27
14	Mann, Terance	3	5	1	0	2	4	2	7	2	2	0	1	0	1	28	
23	Walker, MJ	2	6	4	2	0	3	1	6	2	1	1	2	0	1	20	
01	Gray, RaiQuan	3	4	0	1	0	1	2	3	1	6	3	1	0	1	17	
09	Savoy, PJ	4	10	2	8	0	0	1	1	1	10	0	0	0	1	17	
11	Nichols, David	5	8	1	3	2	0	1	1	3	13	3	1	0	0	22	
19	Polite, Anthony	0	0	0	0	0	0	2	0	0	2	0	0	0	0	2	
24	Vassell, Devin	1	2	1	0	0	0	1	3	0	0	0	0	0	0	7	
28	Kabengele, Mfondu	4	7	0	1	2	2	5	7	5	9	0	1	1	0	17	
	Team																
	Totals	27	64	6	26	8	13	11	27	38	20	68	15	9	3	7	

FG % 1st Half: 13-33 39.4% 2nd half: 14-31 45.2% Game: 27-64 42.2%
 3FG % 1st Half: 3-15 20.0% 2nd half: 3-11 27.3% Game: 6-26 23.1%
 FT % 1st Half: 4-5 80.0% 2nd half: 4-8 50.0% Game: 8-13 61.5%

Officials: Mike Endes, Pat Driscoll, Tim Clougherty
 Technical fouls: Miami-None, Florida State-None.
 Attendance: 10531

Score by periods	1st	2nd	Total
Miami	29	33	62
Florida State	33	35	68

Last FG - UM 2nd-09:36, FS 2nd-00:26.
 Largest lead - UM by 9 1st-08:26, FS by 18 2nd-07:15.
 UM led for 09:24, FS led for 27:06. Game was tied for 02:44.

Official Basketball Box Score - Game Totals - Final Statistics

Miami vs Louisville
01/09/19 6:30 pm at Louisville, Ky. (KFC Yum! Center)

Miami 73 - 8-6 (0-2 ACC)

#	Player	Total			3-Ptr			Rebounds			PF	TP	A	TO	Blk	Stl	Min
		FG	FGA	FT	FTA	Off	Def	Total									
19	Ebukka Izundu	0	1	5	0	0	6	7	5	5	10	3	8	0	3	0	26
00	Chris Lykes	6	12	2	5	4	5	1	3	4	1	18	4	2	0	0	33
09	Anthony Lawrence	1	6	1	5	1	2	0	1	1	3	4	1	2	0	1	24
05	Zach Johnson	7	14	1	4	6	0	4	4	1	19	0	3	0	3	37	
19	Anthony Mack	1	3	1	2	0	0	3	3	3	3	1	0	0	0	21	
01	DJ Vasiljevic	7	11	5	8	0	0	4	4	3	19	0	0	0	0	32	
02	Willie Herenton	0	0	0	0	0	0	0	0	0	0	0	0	0	0	2	
21	Sam Waardenburg	1	5	0	2	0	4	8	2	2	1	2	0	0	0	25	
	Team																
	Totals	24	56	10	26	15	20	35	16	73	7	13	0	4	200		

FG % 1st Half: 12-25 48.0% 2nd half: 12-31 38.7% Game: 24-56 42.9%
 3FG % 1st Half: 7-14 50.0% 2nd half: 3-12 25.0% Game: 10-28 35.7%
 FT % 1st Half: 10-12 83.3% 2nd half: 5-8 62.5% Game: 15-20 75.0%

Louisville 90 - 10-4 (1-0 ACC)

#	Player	Total			3-Ptr			Rebounds			PF	TP	A	TO	Blk	Stl	Min
		FG	FGA	FT	FTA	Off	Def	Total									
24	Dwayne Sutton	1	4	9	1	5	4	3	7	1	13	2	1	0	0	34	
33	Jordan Nwora	1	8	16	3	6	1	1	6	7	1	20	1	1	0	1	37
00	Shavon Enoch	3	5	0	0	0	2	2	2	6	0	1	0	0	0	13	
01	Christen Cunningham	4	8	3	5	0	1	0	4	4	2	11	5	1	0	0	35
02	Darius Perry	0	1	2	0	0	0	1	2	0	1	2	0	2	0	4	
00	Akoy Agau	0	1	0	0	0	0	0	0	0	1	0	0	1	0	3	
09	Jo Griffin	0	0	0	0	0	0	0	0	0	0	0	0	0	0	0	
04	Khwan Fore	1	2	1	1	0	0	1	1	2	3	1	0	0	0	13	
06	Malik Williams	8	14	2	4	1	2	6	5	11	2	19	0	0	1	0	23
18	VJ King	2	3	0	0	0	3	0	3	2	4	1	0	0	0	10	
30	Ryan McMahon	3	10	3	9	3	4	0	3	3	2	12	9	0	0	0	28
	Team																
	Totals	33	6														

Official Basketball Box Score - Game Totals - Final Statistics
North Carolina vs Miami
 01/19/19 12:00 pm at Coral Gables, Fla. (Watco Center)

North Carolina IS - 13-4 (1-1 ACC)

#	Player	Total			3-Ptr			Rebounds			PF	TP	A	TO	Blk	Stl	Min
		FG	FGA	FT	FTA	OR	DR	TR									
1	Garrison Brooks	1	2-5	0-0	0-0	2	5	7	3	4	0	2	0	0	0	28	
32	Luke Maye	1	7-13	0-2	0-0	2	7	9	4	14	4	2	0	2	28		
02	Coby White	g	6-12	1-5	2-2	0	5	5	0	15	8	3	0	3	33		
13	Cameron Johnson	g	8-14	5-7	1-1	4	3	7	2	22	2	3	0	0	35		
24	Kenny Williams	g	6-9	3-5	1-3	2	2	4	2	16	7	0	0	0	34		
00	Seventh Woods	0-0	0-0	0-0	0-0	0	0	0	1	0	0	2	0	0	4		
01	Leaky Black	0-1	0-0	0-0	0-0	2	2	2	1	0	0	1	0	0	6		
03	Andrew Platek	1-1	0-0	0-0	0-0	0	0	0	0	2	0	0	0	0	3		
04	Brandon Robinson	0-1	0-1	0-0	0-0	0	0	0	2	0	4	1	0	0	16		
05	Nassir Little	3-4	0-0	6-8	1	1	2	4	12	1	1	1	2	13			
42	Brandon Huffman	0-0	0-0	0-0	0-0	0	0	0	0	0	0	0	0	0			
	Team					2	0	2									
	Totals		33-60	9-20	10-14	13	25	38	19	85	26	15	1	7	200		

FG % 1st Half: 15-30 50.0% 2nd half: 18-30 60.0% Games: 33-60 55.0%
 3FG % 1st Half: 4-10 40.0% 2nd half: 5-10 50.0% Games: 9-20 45.0%
 FT % 1st Half: 3-4 75.0% 2nd half: 7-10 70.0% Games: 10-14 71.4%

Miami 76 - 9-8 (1-4 ACC)

#	Player	Total			3-Ptr			Rebounds			PF	TP	A	TO	Blk	Stl	Min
		FG	FGA	FT	FTA	OR	DR	TR									
18	Ebuka Izundu	o	6-10	0-0	1-1	3	5	8	3	13	1	1	1	1	32		
00	Chris Lykes	g	8-16	4-8	0-0	1	2	3	2	20	6	3	0	2	36		
09	Anthony Lawrence	g	5-7	3-4	5-6	0	0	0	4	18	0	1	1	1	30		
06	Zach Johnson	g	5-12	0-3	7-10	0	5	5	2	17	3	3	0	2	36		
19	Anthony Mack	g	0-2	0-2	0-0	0	1	1	2	0	0	1	0	0	18		
01	DJ Vasiljevic	1-5	1-2	0-0	1	2	3	1	3	0	1	0	1	22			
21	Sam Waardenburg	2-3	1-2	0-1	1	2	3	1	5	3	1	0	0	26			
	Team					0	0	0									
	Totals		27-55	9-21	13-18	6	17	23	15	76	13	11	2	7	200		

FG % 1st Half: 12-29 41.4% 2nd half: 15-26 57.7% Games: 27-55 48.1%
 3FG % 1st Half: 7-14 50.0% 2nd half: 2-7 28.6% Games: 9-21 42.9%
 FT % 1st Half: 8-9 88.9% 2nd half: 7-9 77.8% Games: 13-18 72.2%

Officials: Brent Hampton, Jeffrey Anderson, Bert Smith
 Technical fouls: North Carolina-None, Miami-None.
 Attendance: 7131

Score by periods	1st	2nd	Total
North Carolina	37	45	85
Miami	37	39	76

Points in Paint: NC 32, UM 32
 2nd Chance: NC 14, UM 8
 Fast Break: NC 9, UM 8
 Bench: NC 14, UM 8

Boone Red - 8 Times.
 Lead changed - 18 Times.

Official Basketball Box Score - Game Totals - Final Statistics
Florida State vs Miami
 01/27/19 6:00 pm at Coral Gables, FL (Watco Center)

Florida State 78 - 15-5 (3-4)

#	Player	Total			3-Ptr			Rebounds			PF	TP	A	TO	Blk	Stl	Min
		FG	FGA	FT	FTA	OR	DR	TR									
21	Koumadji, Christ	o	4-5	0-0	1-2	0	4	4	4	9	0	1	1	0	11		
09	Forrest, Trent	g	2-4	0-1	0-0	1	3	4	1	4	6	2	0	3	32		
09	Sawoy, PJ	g	2-5	2-4	1-1	0	2	2	0	7	1	0	0	1	13		
14	Mann, Terance	g	4-8	2-2	0-0	3	7	10	3	10	4	2	0	0	34		
23	Walker, MJ	g	7-10	6-7	2-2	0	2	2	1	22	5	1	1	0	35		
00	Cofey, Phil	1-3	1-2	1-2	0	1	1	1	4	1	1	0	0	19			
01	Gray, RaQuan	1-2	0-0	0-0	0	2	2	1	2	0	1	0	1	10			
11	Nichols, David	0-0	0-0	1-2	0	1	1	4	1	2	2	0	0	12			
19	Polite, Anthony	1-2	0-1	0-0	0	0	0	2	1	1	0	0	0	7			
24	Vassell, Devin	0-2	0-1	0-0	0	0	0	0	0	0	0	0	0	3			
29	Kabengele, Mfondu	6-9	1-2	4-5	1	5	6	2	17	0	3	2	0	24			
	Team					1	2										
	Totals		28-50	12-20	10-14	6	26	34	17	78	20	14	4	5	200		

FG % 1st Half: 17-31 54.8% 2nd half: 11-19 57.9% Games: 28-50 56.0%
 3FG % 1st Half: 7-11 63.6% 2nd half: 5-9 55.6% Games: 12-20 60.0%
 FT % 1st Half: 4-7 57.1% 2nd half: 8-7 85.7% Games: 10-14 71.4%

Miami 66 - 9-10 (1-6)

#	Player	Total			3-Ptr			Rebounds			PF	TP	A	TO	Blk	Stl	Min
		FG	FGA	FT	FTA	OR	DR	TR									
18	Ebuka Izundu	o	3-4	0-0	3-4	0	3	3	5	9	0	1	2	0	28		
00	Chris Lykes	g	0-12	0-7	1-2	2	0	2	1	1	2	3	0	1	28		
09	Anthony Lawrence	g	4-8	0-3	3-5	2	5	7	1	11	4	3	1	0	35		
06	Zach Johnson	g	8-12	4-7	0-0	0	4	4	4	20	4	1	0	2	29		
19	Anthony Mack	g	0-3	0-1	0-0	1	1	2	0	0	0	0	0	0	19		
01	DJ Vasiljevic	4-11	1-8	3-3	0	3	3	2	12	0	0	0	2	35			
02	Willie Herenton	0-1	0-1	0-0	0	0	0	0	0	0	0	0	0	2			
21	Sam Waardenburg	4-4	2-2	3-4	0	2	2	4	13	1	1	0	0	24			
	Team					3	0	3									
	Totals		23-55	7-29	13-18	8	18	26	17	66	11	10	3	5	200		

FG % 1st Half: 8-25 32.0% 2nd half: 14-30 46.7% Games: 23-55 41.8%
 3FG % 1st Half: 3-12 25.0% 2nd half: 4-17 23.5% Games: 7-29 24.1%
 FT % 1st Half: 7-11 63.6% 2nd half: 8-7 85.7% Games: 13-18 72.2%

Officials: Jerry Heister, John Gaffney, Ron Gooover
 Technical fouls: Florida State-None, Miami-None.
 Attendance: 7122

Score by periods	1st	2nd	Total
Florida State	45	33	78
Miami	28	38	66

Points in Paint: FS 28, UM 14
 2nd Chance: FS 11, UM 8
 Fast Break: FS 7, UM 8
 Bench: FS 28, UM 25

Boone Red - 0 Times.
 Lead changed - 0 Times.

Official Basketball Box Score - Game Totals - Final Statistics
Miami vs Syracuse
 1/24/19 8:05 pm at Carrier Dome, Syracuse, N.Y.

Miami 53 - (9-9) (1-5)

#	Player	Total			3-Ptr			Rebounds			PF	TP	A	TO	Blk	Stl	Min
		FG	FGA	FT	FTA	OR	DR	TR									
21	Sam Waardenburg	1	0-2	0-1	0-0	1	2	3	3	0	1	5	0	0	22		
15	Ebuka Izundu	o	3-7	0-0	2-2	4	6	10	2	8	2	3	1	0	37		
00	Chris Lykes	g	4-15	0-8	0-0	1	2	3	1	8	2	3	1	0	32		
01	DJ Vasiljevic	g	4-9	3-8	0-0	3	5	8	1	11	1	0	0	0	33		
09	Anthony Lawrence	g	2-8	1-4	3-4	1	6	7	0	8	3	2	0	2	34		
02	Willie Herenton	1-1	1-1	0-0	0	0	0	0	3	0	0	0	0	2			
06	Zach Johnson	4-13	1-5	0-0	0	1	1	0	9	1	1	0	0	26			
13	Anthony Mack	2-4	2-2	0-0	0	0	0	0	6	1	0	0	0	14			
	Team					5	2	7									
	Totals		20-59	8-29	5-6	15	24	39	8	53	11	13	1	4	200		

FG % 1st Half: 10-29 34.5% 2nd half: 10-30 33.3% Games: 20-59 33.9%
 3FG % 1st Half: 5-17 29.4% 2nd half: 3-12 25.0% Games: 8-29 27.6%
 FT % 1st Half: 4-4 100.0% 2nd half: 1-2 50.0% Games: 5-4 83.3%

Syracuse 73 - (14-5) (5-1)

#	Player	Total			3-Ptr			Rebounds			PF	TP	A	TO	Blk	Stl	Min
		FG	FGA	FT	FTA	OR	DR	TR									
11	Oshae Brissett	1	2-8	0-2	3-3	1	2	3	1	7	2	1	1	0	26		
33	Elijah Hughes	o	8-13	6-9	0-0	0	3	3	0	22	3	0	3	3	37		
16	Paschal Chukwura	o	3-3	0-0	0-0	0	4	4	3	6	0	0	5	0	21		
23	Frank Howard	g	3-7	3-6	0-0	1	1	2	1	9	1	1	1	1	27		
28	Tyus Battle	g	3-8	1-5	3-3	1	5	6	0	10	9	0	0	0	36		
06	Jalen Carey	0-1	0-0	0-0	0	0	0	0	0	0	0	0	1	0	3		
30	Robert Brasswell	0-1	0-0	0-0	0	0	0	0	0	0	0	0	0	0	2		
21	Marek Dolezal	2-3	1-2	0-0	1	4	5	0	5	5	2	0	0	0	23		
04	Ekuramua Skidbe	1-2	0-0	0-0	0	1	1	2	2	0	2	0	3	10			
35	Buddy Boeheim	4-7	3-6	1-2	0	3	3	1	12	2	0	0	0	15			
	Team					0	1	1									
	Totals		26-53	14-30	7-8	4	24	28	8	73	22	6	11	7	200		

Official Basketball Box Score - Game Totals - Final Statistics

Miami vs Virginia
02/02/19 2:00 pm at Charlottesville, Va. (LJPJ Arena)

Miami 46 - 9-12 (1-8 ACC)

#	Player	Total			3-Ptr			Rebounds			PF	TP	A	TO	Blk	Stl	Min
		FG-FGA	FG-FGA	FT-FTA	FG-FGA	FG-FGA	FT-FTA	Off	Def	Total							
18	Ebuka Izundu	4-7	0-0	0-2	3	8	11	4	8	0	1	0	1	34			
00	Chris Lykes	5-13	2-7	4-7	1	3	4	3	16	1	0	0	1	35			
01	D.J. Vasiljevic	0-3	0-3	0-0	0	2	2	0	0	0	1	0	1	16			
03	Anthony Lawrence	0-7	0-5	2-2	0	0	0	1	2	3	1	0	1	34			
09	Zach Johnson	4-10	1-2	1-2	0	3	3	10	2	2	1	0	1	39			
13	Anthony Mack	0-1	0-1	0-0	0	0	0	0	0	0	1	0	0	6			
21	Sam Waardenburg	4-9	1-3	1-2	1	2	3	3	10	0	1	1	1	36			
Team					0			1									
Totals		17-50	4-21	8-15	5	19	24	14	46	6	7	2	6	200			

Virginia 56 - 20-1 (8-1 ACC)

#	Player	Total			3-Ptr			Rebounds			PF	TP	A	TO	Blk	Stl	Min
		FG-FGA	FG-FGA	FT-FTA	FG-FGA	FG-FGA	FT-FTA	Off	Def	Total							
28	Marnadi Djalilte	4-7	0-0	3-4	5	1	6	4	11	0	2	3	0	31			
33	Jack Salt	3-5	0-0	1-1	2	7	9	1	7	0	1	0	0	18			
00	Khevi Clark	3-5	2-3	1-3	0	5	5	1	9	6	6	0	0	37			
05	Kyle Guy	4-15	2-8	0-0	0	4	4	10	3	0	0	1	1	38			
12	De'Andre Hunter	6-13	1-2	1-2	1	5	6	2	14	2	2	1	2	39			
02	Braxton Key	2-5	1-3	0-0	1	7	8	1	5	4	2	2	2	27			
34	Macco Anthony	0-0	0-0	0-0	0	0	0	0	0	0	0	0	0	1			
20	Jay Huff	0-2	0-1	0-0	1	1	2	0	0	1	1	0	0	9			
Team					2			2									
Totals		22-52	6-17	6-10	12	30	42	10	56	16	14	6	5	200			

Officials: Lamar Simpson, Jeff Clark, Mike Roberts
Technical fouls: Miami-None, Virginia-None
Attendance: 13678

Score by periods	1st	2nd	Total
Miami	21	25	46
Virginia	28	28	56

Last FG - UM 2nd-02:28, VA 2nd-02:37
Largest lead - UM by 8 1st-11:06, VA by 19 2nd-02:37
UM led for 01:32, VA led for 35:12, Game was tied for 05:36

Score tied - 8 times
Lead changed - 2 times

Official Basketball Box Score - Game Totals - Final Statistics

Notre Dame vs Miami
02/05/19 7:00 pm at Coral Gables, Fla. (Watsco Center)

Notre Dame 47 - 12-11 (2-8 ACC)

#	Player	Total			3-Ptr			Rebounds			PF	TP	A	TO	Blk	Stl	Min
		FG-FGA	FG-FGA	FT-FTA	FG-FGA	FG-FGA	FT-FTA	Off	Def	Total							
20	John Mooney	4-9	1-5	2-2	0	6	6	3	11	2	3	0	0	26			
09	Prontiso Hubb	1-7	1-6	0-0	2	1	3	1	3	2	6	0	3	32			
09	D.J. Haury	4-8	2-5	4-4	0	2	2	0	14	0	2	0	1	29			
10	T.J. Gibbs	1-9	0-6	0-0	0	2	2	2	2	2	1	0	0	35			
19	Nikola Djogo	2-6	0-3	0-0	1	6	7	1	4	1	0	0	1	21			
11	Juwon Durham	4-6	0-0	0-0	2	2	4	2	8	0	1	1	1	13			
14	Nate Laszewski	2-6	0-2	1-1	2	2	4	0	5	0	1	0	0	19			
15	Chris Doherty	0-0	0-0	0-0	0	0	0	0	0	0	0	0	0	2			
20	Dane Goodwin	0-5	0-1	0-0	0	3	3	1	0	0	0	0	0	23			
25	Liam Nelligan	0-0	0-0	0-0	0	0	0	0	0	0	0	0	0	0+			
Team					2			2									
Totals		18-56	4-28	7-7	9	24	33	10	47	7	14	1	6	200			

Miami 62 - 10-12 (2-8 ACC)

#	Player	Total			3-Ptr			Rebounds			PF	TP	A	TO	Blk	Stl	Min
		FG-FGA	FG-FGA	FT-FTA	FG-FGA	FG-FGA	FT-FTA	Off	Def	Total							
18	Ebuka Izundu	7-7	0-0	0-0	3	4	7	2	14	1	0	0	1	30			
00	Chris Lykes	5-10	0-4	1-1	1	2	3	2	11	1	2	0	2	31			
01	D.J. Vasiljevic	5-14	3-9	2-2	2	8	10	2	15	1	2	0	2	34			
03	Anthony Lawrence	5-13	1-4	0-0	3	9	12	3	11	2	1	0	2	37			
09	Zach Johnson	4-12	0-2	1-2	0	0	0	1	9	3	2	0	3	33			
13	Anthony Mack	0-2	0-2	0-0	0	1	1	0	0	0	1	0	0	8			
21	Sam Waardenburg	1-4	0-1	0-0	2	3	5	3	2	0	2	1	0	27			
Team					1			1									
Totals		27-62	4-22	4-5	11	28	39	13	62	8	10	1	10	200			

Officials: James Broadring, Pat Driscoll, AJ Dasi
Technical fouls: Notre Dame-None, Miami-None
Attendance: 6372

Score by periods	1st	2nd	Total
Notre Dame	23	24	47
Miami	28	34	62

Last FG - ND 2nd-01:06, UM 2nd-02:26
Largest lead - ND by 9 1st-17:21, UM by 19 2nd-02:27
ND led for 13:38, UM led for 28:35, Game was tied for 01:00

Score tied - 8 times
Lead changed - 8 times

Official Basketball Box Score - Game Totals - Final Statistics

Miami vs North Carolina
02/05/19 12:00 PM at Smith Center

Miami 85 - 10-13, 2-9 ACC

#	Player	Total			3-Ptr			Rebounds			PF	TP	A	TO	Blk	Stl	Min
		FG-FGA	FG-FGA	FT-FTA	FG-FGA	FG-FGA	FT-FTA	Off	Def	Total							
18	Ebuka Izundu	4-6	0-0	0-0	5	5	10	4	9	0	0	2	1	39			
00	Chris Lykes	10-23	5-11	2-1	0	2	2	1	27	4	6	0	1	41			
01	D.J. Vasiljevic	5-9	1-5	0-0	0	7	7	2	11	2	2	0	0	40			
03	Anthony Lawrence	6-13	3-8	2-2	0	9	9	4	17	5	3	0	1	39			
19	Anthony Mack	0-1	0-0	0-0	1	0	1	0	0	0	0	0	0	12			
02	Willie Herenton	0-0	0-0	0-0	0	0	0	0	0	0	0	0	0	1			
09	Zach Johnson	4-13	3-5	2-2	2	1	3	2	13	2	3	0	2	34			
21	Sam Waardenburg	3-3	2-2	0-0	1	2	3	3	8	1	1	1	0	19			
Team					0			4									
Totals		32-68	14-31	7-7	9	30	39	16	85	14	16	3	6	225			

North Carolina 88 - 19-4, 9-1 ACC

#	Player	Total			3-Ptr			Rebounds			PF	TP	A	TO	Blk	Stl	Min
		FG-FGA	FG-FGA	FT-FTA	FG-FGA	FG-FGA	FT-FTA	Off	Def	Total							
18	Garrison Brooks	3-6	0-0	0-0	1	5	6	1	6	2	0	0	1	32			
32	Luke Maye	7-15	2-4	4-6	1	5	6	2	20	2	2	1	1	39			
02	Coby White	11-16	7-10	4-5	0	3	3	2	33	6	3	1	2	32			
13	Cameron Johnson	3-11	2-7	4-4	1	3	4	2	12	1	1	0	1	37			
24	Kenny Williams	2-5	1-4	0-0	0	3	3	2	5	1	2	1	2	34			
00	Seventh Woods	0-2	0-0	0-0	0	0	0	1	0	2	1	0	0	13			
04	Andrew Platek	0-0	0-0	0-0	0	0	0	0	0	0	0	0	0	3			
04	Brandon Robinson	0-2	0-0	0-0	0	0	0	1	0	1	0	0	2	6			
09	Nassir Little	4-8	1-1	1-2	0	6	6	1	10	0	1	1	0	26			
42	Brandon Huffman	1-1	0-0	0-0	0	1	1	2	0	0	0	0	0	3			
Team					3			0									
Totals		31-66	13-26	13-17	6	26	32	13	88	15	10	4	9	225			

Officials: Roger Ayes, Bill Covington, Terry Henderson
Technical fouls: Miami-None, North Carolina-None
Attendance: 21383

Score by periods	1st	2nd	OT	Total
Miami	30	47	8	85
North Carolina	31	46	11	88

Last FG - UM OT-02:58, NC OT-02:00
Largest lead - UM by 7 2nd-07:34, NC by 7 1st-06:37
UM led for 16:46, NC led for 16:34, Game was tied for 07:40

Score tied - 7 times
Lead changed - 12 times

Official Basketball Box Score - Game Totals - Final Statistics

Clemson vs Miami
02/15/19 7:00 pm at Coral Gables, FL (Watsco Center)

Clemson 64 - 15-9 (5-6)

#	Player	Total			3-Ptr			Rebounds			PF	TP	A	TO	Blk	Stl	Min
		FG-FGA	FG-FGA	FT-FTA	FG-FGA	FG-FGA	FT-FTA	Off	Def	Total							
14	Elijah Thomas	7-11	0-0	2-2	2	7	9	3	16	1	2	1	0	35			
24	David Skara	0-3	0-2	0-0	1	3	4	1	0	1	2	0	0	34			
28	Aamir Simms	2-5	1-4	0-0	1	4	5	4	5	1	2	1	1	18			
02	Marquise Reed	5-17	0-3	9-9	0	4	4	2	19	0	1	0	1	28			
04	Shelton Mitchell	5-11	1-5	4-4	2	3	5	0	15	2	2	0	1	38			
00	Clyde Trapp	4-4	1-1	0-0	0	4	4	4	9	1	2	0	1	24			
09	Hunter Tyson	0-4	0-4	0-0	0	0	0	0	1	0	2	0	0	15			
15	John Newman III	0-0	0-0	0-0	0	0	0	1	0	0	0	0	1	3			
30	Jawan White	0-0	0-0	0-0	0	3	3	1	0	0	0	0	0	5			
Team					4			0									

Official Basketball Box Score - Game Totals - Final Statistics
Miami vs Boston College
02/17/19 6:00 pm at Chestnut Hill, Mass. (Conte Forum)

Miami 57 - 11-14 (9-10 ACC)

#	Player	Total			3-Ptr			Rebounds			PF	TP	A	TO	Blk	Stl	Min
		FG-FGA	FG-FGA	FT-FTA	Off	Def	Tot	Off	Def	Tot							
19	Ebuka Izundu	9	7-12	0-0	0-0	3	6	9	4	14	0	1	1	0	0	29	
00	Chris Lykes	g	3-15	0-8	4-4	0	2	2	3	10	4	2	0	1	38		
01	DJ Vasiljevic	g	1-6	0-3	0-0	0	1	1	2	0	0	0	0	0	25		
03	Anthony Lawrence	g	4-9	1-5	1-2	2	3	5	0	10	3	3	0	0	31		
06	Zach Johnson	g	3-10	0-4	2-4	1	3	4	2	8	2	2	0	3	34		
02	Willie Herenton	g	1-2	1-1	0-0	0	0	0	1	3	0	0	0	0	4		
19	Anthony Mack	g	0-3	0-3	0-0	0	0	0	0	0	0	0	0	0	11		
21	Sam Waardenburg	g	3-3	2-2	2-2	2	3	5	4	10	2	1	1	1	28		
Team						1	4	5						1			
Totals			22-60	4-26	9-12	9	22	31	15	57	11	10	2	5	200		
FG % 1st Half: 8-30		30.0%	2nd half: 13-30	43.3%	Games: 22-60		36.7%	Deadball									
3FG % 1st Half: 3-13		23.1%	2nd half: 1-13	7.7%	Games: 4-26		15.4%	Rebounds									
FT % 1st Half: 0-0		0.0%	2nd half: 9-12	75.0%	Games: 9-12		75.0%	2									

Boston College 64 - 13-11 (4-8 ACC)

#	Player	Total			3-Ptr			Rebounds			PF	TP	A	TO	Blk	Stl	Min
		FG-FGA	FG-FGA	FT-FTA	Off	Def	Tot	Off	Def	Tot							
21	Nik Popovic	1	6-10	1-2	2-2	6	8	14	5	15	0	3	0	1	37		
41	Steffon Mitchell	1	2-5	0-0	5-5	1	5	6	1	9	2	0	1	0	24		
00	Ky Bowman	g	3-11	0-1	0-1	0	8	8	2	6	8	4	1	1	39		
03	Jared Hamilton	g	3-8	0-1	0-1	2	3	5	1	6	0	2	0	1	30		
29	Jordan Chatman	g	6-11	3-7	2-2	0	1	1	1	17	1	2	0	1	36		
01	Jairus Hamilton	g	2-5	1-2	0-0	0	1	1	0	5	0	1	0	0	16		
04	Chris Herren Jr.	g	2-3	1-2	1-1	1	4	5	1	6	0	1	0	1	15		
12	Johncarlos Reyes	g	0-1	0-0	0-0	0	0	0	1	0	0	1	0	0	3		
Team						0	0	0						1			
Totals			24-54	6-15	10-12	10	30	40	12	64	11	15	2	5	200		
FG % 1st Half: 11-22		50.0%	2nd half: 13-32	40.6%	Games: 24-54		44.4%	Deadball									
3FG % 1st Half: 3-7		42.9%	2nd half: 3-8	37.5%	Games: 6-15		40.0%	Rebounds									
FT % 1st Half: 0-0		0.0%	2nd half: 10-12	83.3%	Games: 10-12		83.3%	0									

Officials: Keith Kimble, Jamir Lucio, Mike Eades
 Technical fouls: Miami-None, Boston College-None.
 Attendance: 7251

Score by periods	1st	2nd	Total
Miami	21	36	57
Boston College	25	39	64

Points	In	Off	2nd	Fast	Bench
UM	Point	TCO	Chance	Break	
UM	28	9	12	6	18
BO	28	9	19	7	11

Lead FG - UM 2nd-00:00, BO 2nd-00:57.
 Largest lead - UM by 2 1st-10:36, BO by 14 2nd-05:00.
 UM led for 01:44, BO led for 38:11. Game was tied for 08:05.

Boone led - 8 times.
 Lead changed - 9 times.

Official Basketball Box Score - Game Totals - Final Statistics
Georgia Tech vs Miami
02/23/19 2:00 pm at Coral Gables, FL (Watco Center)

Georgia Tech 65 - 12-16 (4-11)

#	Player	Total			3-Ptr			Rebounds			PF	TP	A	TO	Blk	Stl	Min
		FG-FGA	FG-FGA	FT-FTA	Off	Def	Tot	Off	Def	Tot							
06	Moses Wright	1	9-13	1-1	0-0	2	3	5	2	19	0	2	1	0	27		
35	Kristian Sjolund	1	2-7	0-4	0-0	0	1	1	4	1	0	0	2	2	22		
01	James Banks III	g	0-1	0-0	0-0	0	4	4	1	0	1	3	2	0	30		
00	Michael Devoe	g	4-12	3-7	2-3	0	0	0	1	13	3	1	0	0	38		
10	Jose Alvarado	g	6-14	2-6	6-9	2	5	7	4	20	4	2	0	2	40		
06	Evan Cole	g	0-3	0-0	0-0	2	0	2	1	0	1	1	0	1	4		
04	Brandon Alston	g	1-1	1-1	0-0	0	1	1	3	0	2	0	0	0	11		
12	Khalid Moore	g	0-0	0-0	0-0	0	0	0	0	0	0	0	0	0	1		
19	Curis Haywood II	g	0-2	0-2	0-0	0	4	4	2	0	2	0	0	0	10		
34	Abdoulaye Gueye	g	3-5	0-0	0-0	1	2	3	3	6	3	1	0	1	17		
Team						6	0	6						2			
Totals			25-58	7-21	8-12	13	20	33	18	65	13	16	3	6	200		
FG % 1st Half: 8-27		33.3%	2nd half: 18-31	58.1%	Games: 25-58		43.1%	Deadball									
3FG % 1st Half: 2-11		18.2%	2nd half: 5-10	50.0%	Games: 7-21		33.3%	Rebounds									
FT % 1st Half: 3-3		100.0%	2nd half: 5-9	55.6%	Games: 8-12		66.7%	2									

Miami 80 - 12-14 (4-10)

#	Player	Total			3-Ptr			Rebounds			PF	TP	A	TO	Blk	Stl	Min
		FG-FGA	FG-FGA	FT-FTA	Off	Def	Tot	Off	Def	Tot							
19	Ebuka Izundu	g	8-10	0-0	2-2	5	5	10	4	18	0	2	1	0	21		
00	Chris Lykes	g	3-10	1-5	4-5	1	1	2	2	11	0	0	0	2	34		
01	DJ Vasiljevic	g	7-15	5-11	2-2	2	3	5	3	21	4	2	0	1	32		
03	Anthony Lawrence	g	5-9	1-3	5-5	2	8	10	2	16	9	4	0	1	39		
06	Zach Johnson	g	1-7	0-0	0-0	1	1	2	3	2	5	0	0	3	32		
02	Willie Herenton	g	0-1	0-1	0-0	0	1	1	1	0	0	0	0	0	2		
19	Anthony Mack	g	2-2	1-1	0-0	1	0	1	1	5	1	2	1	0	14		
21	Sam Waardenburg	g	1-5	1-4	4-5	1	1	2	0	7	1	0	2	2	26		
Team						1	2	3						1			
Totals			27-59	9-25	17-19	14	22	36	16	80	20	11	4	10	200		
FG % 1st Half: 13-29		50.0%	2nd half: 14-33	42.4%	Games: 27-59		45.8%	Deadball									
3FG % 1st Half: 5-11		45.5%	2nd half: 4-14	28.6%	Games: 9-25		36.0%	Rebounds									
FT % 1st Half: 0-0		0.0%	2nd half: 9-10	90.0%	Games: 17-18		94.4%	0									

Officials: Lou Jones, Tony Chiosso, Brian Dessoy
 Technical fouls: Georgia Tech-None, Miami-None.
 Attendance: 6813

Score by periods	1st	2nd	Total
Georgia Tech	23	42	65
Miami	39	41	80

Lead FG - GT 2nd-00:00, UM 2nd-00:27.
 Largest lead - GT Home, UM by 30 2nd-04:10.
 GT led for 00:00, UM led for 58:16. Game was tied for 00:41.

Boone led - 0 times.
 Lead changed - 0 times.

Official Basketball Box Score - Game Totals - Final Statistics
Miami vs Wake Forest
02/25/19 7:00 pm at Winston-Salem, N.C. (LVM Coliseum)

Miami 75 - 12-15 (4-11 ACC)

#	Player	Total			3-Ptr			Rebounds			PF	TP	A	TO	Blk	Stl	Min
		FG-FGA	FG-FGA	FT-FTA	Off	Def	Tot	Off	Def	Tot							
19	Ebuka Izundu	g	1-5	0-0	0-0	1	2	3	2	2	0	0	2	2	16		
00	Chris Lykes	g	7-12	6-10	6-8	1	3	4	2	26	1	1	0	0	35		
01	DJ Vasiljevic	g	4-15	2-10	2-2	1	5	6	2	12	0	0	0	1	36		
03	Anthony Lawrence	g	4-8	2-5	4-4	3	9	12	1	14	6	3	1	2	36		
06	Zach Johnson	g	2-7	0-1	10-13	0	2	2	3	14	3	4	1	2	31		
02	Willie Herenton	g	0-0	0-0	0-0	0	0	0	0	0	0	0	0	0	4		
19	Anthony Mack	g	1-4	1-3	0-0	1	2	3	2	3	2	0	0	1	17		
21	Sam Waardenburg	g	1-3	0-2	2-2	1	0	1	3	4	3	1	1	2	29		
Team						0	3	3						1			
Totals			20-54	11-31	24-29	8	26	34	15	75	15	10	5	10	200		
FG % 1st Half: 13-31		41.9%	2nd half: 7-23	30.4%	Games: 20-54		37.0%	Deadball									
3FG % 1st Half: 8-17		47.1%	2nd half: 5-14	35.7%	Games: 11-31		35.4%	Rebounds									
FT % 1st Half: 3-3		100.0%	2nd half: 21-21	100.0%	Games: 24-24		100.0%	4									

Wake Forest 76 - 11-16 (4-11 ACC)

#	Player	Total			3-Ptr			Rebounds			PF	TP	A	TO	Blk	Stl	Min
		FG-FGA	FG-FGA	FT-FTA	Off	Def	Tot	Off	Def	Tot							
10	Jaylen Howard	1	2-9	0-2	8-11	3	7	10	4	12	5	3	1	0	36		
35	Kerna Smart	1	1-2	0-0	0-0	0	0	0	2	2	0	1	0	1	13		
06	Brandon Childress	g	7-17	4-12	3-3	1	4	5	3	21	5	4	0	2	38		
02	Sharone Wright, Jr.	g	3-7	1-1	0-0	1	0	1	2	7	1	0	0	0	17		
23	Chaundee Brown	g	7-14	4-9	3-3	3	11	14	2	21	0	0	0	0	35		
01	Isaiah Mucius	g	1-4	0-1	3-4	2	2	4	2	5	0	1	0	1	16		
0																	

Official Basketball Box Score - Game Totals - Final Statistics

Pittsburgh vs Miami
03/05/19 8:00 pm at Coral Gables, FL (Watsco Center)

Pittsburgh 63 - 12-18 (2-15)

#	Player	Total		3-Ptr		Rebounds			PF	TP	A	TO	Blk	Stl	Min
		FG	FGA	FG	FGA	OR	Def	Tot							
21	Terrill Brown	0	0-4	0	0-1	1-2	1	0	1	1	1	0	0	0	14
01	Xavier Johnson	g	3-8	0-2	4-8	0	6	6	4	10	5	7	0	1	37
02	Trey McGowens	g	2-5	1-3	1-3	1	2	3	0	6	0	0	0	1	16
04	Jared Wilson-Frame	g	6-12	6-11	0-2	1	3	4	3	18	1	1	0	0	40
09	Audiesse Toney	g	1-2	1-2	1-2	2	4	6	5	4	0	2	0	0	17
08	Malik Ellison	g	2-5	1-2	0-0	0	6	6	2	5	1	2	0	0	20
11	Sidy N'Dir	g	3-8	0-4	3-4	1	2	3	1	9	5	3	0	2	30
15	Kene Chukwuka	g	4-4	0-0	2-2	1	2	3	3	10	1	0	1	0	26
Team						2	1	3							
Totals			21-48	9-25	12-23	9	26	35	19	63	13	15	1	4	200

FG % 1st Half: 8.3% 39.1% 2nd half: 12.2% 48.0% Games: 21-48 43.8%
 3FG % 1st Half: 3.1% 25.0% 2nd half: 6.1% 48.2% Games: 9-25 36.0%
 FT % 1st Half: 10.1% 76.0% 2nd half: 2.1% 21.0% Games: 12-23 52.2%

Miami 76 - 13-16 (5-12)

#	Player	Total		3-Ptr		Rebounds			PF	TP	A	TO	Blk	Stl	Min
		FG	FGA	FG	FGA	OR	Def	Tot							
18	Ebuka Izundu	0	5-10	0-0	4-7	7	7	14	3	14	1	1	0	0	27
00	Chris Lykes	g	3-8	2-4	0-1	0	2	2	4	8	3	2	0	0	29
09	Anthony Lawrence	g	10-16	3-5	4-4	2	9	11	1	27	4	1	0	0	39
05	Zach Johnson	g	4-11	0-3	4-4	1	0	1	2	12	4	2	0	2	33
19	Anthony Mack	g	0-2	0-2	2-2	0	1	1	0	2	0	1	0	2	13
01	DJ Vasiljevic	g	5-14	3-9	0-0	1	3	4	2	13	0	0	0	4	36
02	Willie Herenton	g	0-0	0-0	0-0	0	0	0	0	0	0	0	0	0	0
21	Sam Waardenburg	g	0-2	0-1	0-0	0	1	1	4	0	2	1	0	0	23
Team						3	1	4							
Totals			27-63	8-24	14-18	14	24	38	16	76	14	9	0	8	200

FG % 1st Half: 14.3% 38.0% 2nd half: 13.2% 48.1% Games: 27-63 42.9%
 3FG % 1st Half: 3.0% 33.3% 2nd half: 5.1% 33.3% Games: 8-24 33.3%
 FT % 1st Half: 5.7% 71.4% 2nd half: 9.1% 81.8% Games: 14-18 77.8%

Officials: Tim Clougherty, Pat Driscoll, Bill Covington Jr.
 Technical fouls: Pittsburgh-None, Miami-None.
 Attendance: 6373

Score by periods	1st	2nd	Total
Pittsburgh	31	32	63
Miami	36	40	76

Lead FG - UP 2nd-01:36, UM 2nd-01:14.
 Largest lead - UP by 1 1st-18:18, UM by 18 2nd-00:57.
 UP led for 07:42, UM led for 37:36. Game was tied for 01:42.

Points	In	Off	2nd	Fast	Bench
UP	20	19	10	11	24
UM	36	20	14	9	18

Score tied - 0 times.
 Lead changed - 1 time.

Official Basketball Box Score - Game Totals - Final Statistics

Miami vs Virginia Tech
03/06/19 7:00 pm at Blacksburg, Va. (Cassell Coliseum)

Miami 70 - 13-17 (5-18 ACC)

#	Player	Total		3-Ptr		Rebounds			PF	TP	A	TO	Blk	Stl	Min
		FG	FGA	FG	FGA	OR	Def	Tot							
18	Ebuka Izundu	0	8-8	0-0	0-0	2	2	4	3	16	3	2	2	0	25
00	Chris Lykes	g	5-15	2-10	4-4	0	3	3	2	16	9	2	0	3	38
01	DJ Vasiljevic	g	4-14	0-8	1-1	3	3	6	0	9	0	0	0	1	32
09	Anthony Lawrence	g	5-12	2-5	3-4	0	11	11	1	15	3	1	0	0	32
06	Zach Johnson	g	5-7	2-3	2-5	0	0	0	2	14	2	2	1	0	29
02	Willie Herenton	g	0-1	0-1	0-0	0	0	0	0	0	0	0	0	0	3
19	Anthony Mack	g	0-1	0-1	0-0	0	0	0	2	0	0	1	1	1	18
21	Sam Waardenburg	g	0-1	0-1	0-0	1	4	5	3	0	1	0	1	0	23
Team						0	1	1							
Totals			27-59	6-29	10-14	6	24	30	13	70	17	8	4	5	200

FG % 1st Half: 13.2% 48.1% 2nd half: 14.3% 43.8% Games: 27-59 46.8%
 3FG % 1st Half: 2.1% 15.4% 2nd half: 4.1% 25.0% Games: 8-29 27.6%
 FT % 1st Half: 3.5% 80.0% 2nd half: 7.0% 77.8% Games: 10-14 71.4%

Virginia Tech 84 - 23-7 (12-6 ACC)

#	Player	Total		3-Ptr		Rebounds			PF	TP	A	TO	Blk	Stl	Min
		FG	FGA	FG	FGA	OR	Def	Tot							
24	Kerry Blackshear	1	4-15	0-3	0-0	2	6	8	1	8	7	1	0	0	31
42	Ty Outlaw	1	5-10	5-9	4-5	0	4	4	3	19	2	0	0	0	31
04	Nickel Alexander-Wa	g	6-14	3-5	6-6	1	9	10	2	21	8	3	0	0	39
05	Justin Robinson	g	0-0	0-0	0-0	0	0	0	0	0	0	0	0	0	0
19	Ahmed Hill	g	6-8	5-5	0-0	0	5	5	2	17	0	1	0	0	39
01	Isaiah Wilkins	g	5-7	1-3	0-0	2	0	2	1	11	0	2	0	0	20
09	Wabissa Badi	g	3-4	0-1	0-0	0	0	0	2	6	2	0	0	2	25
10	Jonathan Kabongo	g	0-0	0-0	0-0	0	0	0	0	0	0	0	0	0	5
11	Erendon Palmer	g	0-0	0-0	0-0	0	0	0	0	0	0	0	0	0	1
14	P.J. Horne	g	0-1	0-0	2-2	0	1	1	2	2	0	1	0	0	9
Team						1	2	3							
Totals			29-59	14-26	12-13	6	27	33	13	84	19	8	0	2	200

FG % 1st Half: 17.3% 50.0% 2nd half: 12.2% 48.0% Games: 29-59 48.8%
 3FG % 1st Half: 8.1% 15.4% 2nd half: 5.1% 45.5% Games: 14-26 53.8%
 FT % 1st Half: 2.2% 100.0% 2nd half: 10.1% 81.9% Games: 12-13 92.3%

Officials: Tony Henderson, Ted Valentine, Brian Desory
 Technical fouls: Miami-None, Virginia Tech-None.
 Attendance: 9275

Score by periods	1st	2nd	Total
Miami	31	39	70
Virginia Tech	45	39	84

Lead FG - UM 2nd-05:42, VT 2nd-00:16.
 Largest lead - UM by 8 1st-14:52, VT by 21 2nd-12:57.
 UM led for 07:44, VT led for 81:21. Game was tied for 00:36.

Points	In	Off	2nd	Fast	Bench
UM	40	9	6	11	0
VT	30	19	4	6	10

Score tied - 1 time.
 Lead changed - 9 times.



22 DENG GAK

R-Fr. • 6-10 • 211 • Forward
 Sydney, Australia
 Blair Academy (N.J.)

2018-19 HIGHLIGHTS

- Suffered season-ending left knee injury on Dec. 1 against Yale
- Played at least 11 minutes off the bench in each of his eight games
- Made first college start against Yale (12/1), scored five points in season-high 19 minutes
- Scored first college points in win over Stephen F. Austin (11/13)
- Recorded six rebounds and three blocks in 14 minutes of action in his Miami debut against Lehigh (11/9)

2018-19 GAME-BY-GAME

	GS	Min	FG	Pct	3FG	Pct	FT	Pct	O-D-T	Avg	PF	FO	A	TO	Blk	Stl	Pts	Avg
Lehigh	14	0-3	.000	0-1	.000	0-2	.000	1-5-6	6.0	3	0	1	0	3	0	0	0.0	
Stephen F. Austin	17	1-6	.167	0-0	.000	0-2	.000	3-1-4	5.0	2	0	1	0	1	1	2	1.0	
Bethune-Cookman	11	1-2	.500	0-0	.000	0-0	.000	2-1-3	4.3	0	0	0	1	2	0	2	1.3	
vs La Salle	15	2-4	.500	0-0	.000	0-0	.000	3-4-7	5.0	3	0	1	0	0	0	4	2.0	
vs Fresno State	12	1-1	1.000	0-0	.000	0-0	.000	1-0-1	4.2	1	0	1	0	0	0	2	2.0	
vs Seton Hall	15	2-3	.667	0-0	.000	0-0	.000	2-1-3	4.0	3	0	0	1	1	0	4	2.3	
Rutgers	14	0-3	.000	0-0	.000	1-2	.500	2-4-6	4.3	2	0	1	0	0	0	1	2.1	
vs Yale	* 19	1-2	.500	0-0	.000	3-4	.750	2-1-3	4.1	1	0	0	1	2	0	5	2.5	
at Penn	DNP																	
Houston Baptist	DNP																	
Florida Atlantic	DNP																	
Campbell	DNP																	
NC State	DNP																	
at Louisville	DNP																	
at Florida State	DNP																	
Wake Forest	DNP																	
North Carolina	DNP																	
at Syracuse	DNP																	
Florida State	DNP																	
Virginia Tech	DNP																	
at Virginia	DNP																	
Notre Dame	DNP																	
at North Carolina	DNP																	
Clemson	DNP																	
at Boston College	DNP																	
Georgia Tech	DNP																	
at Wake Forest	DNP																	
at Duke	DNP																	
Pittsburgh	DNP																	
at Virginia Tech	DNP																	
vs. Wake Forest	DNP																	
vs. Virginia Tech	DNP																	

CAREER HIGHS

Points

Career: 5 vs. Yale, 12/1/18

ACC: -

Rebounds

Career: 7 vs. La Salle, 11/25/18

ACC: -

Assists

Career: 1 5x, last vs. Rutgers, 11/28/18

ACC: -

Steals

Career: 1 Stephen F. Austin, 11/13/18

ACC: -

Blocked Shots

Career: 3 Lehigh, 11/9/18

ACC: -

Field Goals

Career: 2 2x, last vs. Seton Hall, 11/25/18

ACC: -

Field-Goal Attempts

Career: 6 Stephen F. Austin, 11/13/18

ACC: -

Free Throws

Career: 3 vs. Yale, 12/1/18

ACC: -

Free-Throw Attempts

Career: 4 vs. Yale, 12/1/18

ACC: -

3-Point Field Goals

Career: -

ACC: -

3-Point Field-Goal Attempts

Career: 1 Lehigh, 11/9/18

ACC: -

Minutes

Career: 19 vs. Yale, 12/1/18

ACC: -

GAK'S CAREER STATISTICS

Season	GP	GS	Min.	Avg.	FG	FGA	Pct.	3-Point	Free Throws	Rebounds					Scoring							
								FG	FTA	Pct.	Off.	Def.	Tot.	Avg.	PF	FO	Ast.	TO	Blk	Stl	Pts.	Avg.
2018-19	8	1	117	14.6	8	24	.333	0	1	.000	4	10	33	4.1	15	0	5	3	9	1	20	2.5
TOTAL	8	1	117	14.6	8	24	.333	0	1	.000	4	10	33	4.1	15	0	5	3	9	1	20	2.5



2 WILLIE HERENTON

So. • 6-1 • 178 • Guard
Lincolnshire, Illinois
Stevenson HS

2018-19 HIGHLIGHTS

- Joined team as walk-on for 2018-19 season, but awarded scholarship for remainder of season on Jan. 18
- Played in 16 games, including 11 in conference action
- Hit 3-pointers in ACC play at Syracuse (1/24), Boston College (2/17) and Duke (3/2)
- Played season-high four minutes at Boston College
- Played two minutes, including final minute of first half, at Louisville (1/6)
- Scored first five Miami points against La Salle (11/22)
- Saw his first playing time in final minute of season opener against Lehigh (11/9)

2018-19 GAME-BY-GAME

	GS	Min	FG	Pct	3FG	Pct	FT	Pct	O-D-T	Avg	PF	FO	A	TO	Blk	Stl	Pts	Avg
Lehigh	0		0-0	.000	0-0	.000	0-0	.000	0-0-0	0.0	0	0	0	0	0	0	0	0.0
Stephen F. Austin	2		0-0	.000	0-0	.000	0-0	.000	0-0-0	0.0	0	0	0	0	0	0	0	0.0
Bethune-Cookman	DNP																	
vs La Salle	2		1-1	1.000	1-1	1.000	2-2	1.000	0-0-0	0.0	0	0	0	0	0	0	5	1.7
vs Fresno State	DNP																	
vs Seton Hall	DNP																	
Rutgers	DNP																	
vs Yale	DNP																	
at Penn	DNP																	
Houston Baptist	DNP																	
Florida Atlantic	1		0-0	.000	0-0	.000	0-0	.000	0-0-0	0.0	0	0	0	0	0	0	0	1.3
Campbell	DNP																	
NC State	DNP																	
at Louisville	2		0-0	.000	0-0	.000	0-0	.000	0-0-0	0.0	0	0	0	0	0	0	0	1.0
at Florida State	3		0-0	.000	0-0	.000	0-0	.000	0-0-0	0.0	0	0	0	0	0	0	0	0.8
Wake Forest	DNP																	
North Carolina	DNP																	
at Syracuse	2		1-1	1.000	1-1	1.000	0-0	.000	0-0-0	0.0	0	0	0	0	0	0	3	1.1
Florida State	2		0-1	.000	0-1	.000	0-0	.000	0-0-0	0.0	0	0	0	0	0	0	0	1.0
Virginia Tech	DNP																	
at Virginia	DNP																	
Notre Dame	DNP																	
at North Carolina	1		0-0	.000	0-0	.000	0-0	.000	0-0-0	0.0	0	0	0	0	0	0	0	0.9
Clemson	DNP																	
at Boston College	4		1-2	.500	1-1	1.000	0-0	.000	0-0-0	0.0	1	0	0	0	0	0	3	1.1
Georgia Tech	2		0-1	.000	0-1	.000	0-0	.000	0-1-1	0.1	1	0	0	0	0	0	0	1.0
at Wake Forest	0+		0-0	.000	0-0	.000	0-0	.000	0-0-0	0.1	0	0	0	0	0	0	0	0.9
at Duke	3		1-1	1.000	1-1	1.000	0-0	.000	0-0-0	0.1	0	0	0	0	0	0	3	1.1
Pittsburgh	0+		0-0	.000	0-0	.000	0-0	.000	0-0-0	0.1	0	0	0	0	0	0	0	1.0
at Virginia Tech	3		0-1	.000	0-1	.000	0-0	.000	0-0-0	0.1	0	0	0	0	0	0	0	0.9
vs. Wake Forest	DNP																	
vs Virginia Tech	3		0-3	.000	0-1	.000	0-0	.000	1-0-1	0.1	0	0	0	0	0	0	0	0.9

CAREER HIGHS

Points

Career: 5 vs. La Salle, 11/22/18
ACC: 3 3x, last at Duke, 3/2/19

Rebounds

Career: 1 2x, last vs. Virginia Tech, 3/13/19
ACC: 1 Georgia Tech, 2/23/19

Assists

Career: -
ACC: -

Steals

Career: -
ACC: -

Blocked Shots

Career: -
ACC: -

Field Goals

Career: 1 4x, last at Duke, 3/2/19
ACC: 1 3x, last at Duke, 3/2/19

Field-Goal Attempts

Career: 3 vs. Virginia Tech, 3/13/19
ACC: 2 at Boston College, 2/17/19

Free Throws

Career: 2 vs. La Salle, 11/22/18
ACC: -

Free-Throw Attempts

Career: 2 vs. La Salle, 11/22/18
ACC: -

3-Point Field Goals

Career: 1 4x, last at Duke, 3/2/19
ACC: 1 3x, last at Duke, 3/2/19

3-Point Field-Goal Attempts

Career: 1 8x, last vs. Virginia Tech, 3/13/19
ACC: 1 6x, last at Virginia Tech, 3/8/19

Minutes

Career: 4 at Boston College, 2/17/19
ACC: 4 at Boston College, 2/17/19

HERENTON'S CAREER STATISTICS

Season	GP	GS	Min.	Avg.	FG	FGA	Pct.	3-Point FG	3-Point FGA	Pct.	Free Throws FT	Free Throws FTA	Pct.	Off. Rebounds	Def. Rebounds	Tot. Rebounds	Avg.	PF	FO	Ast.	TO	Blk	Stl	Pts.	Avg.
2018-19	16	0	30	1.9	4	11	.364	4	8	.500	2	2	1.000	1	1	2	0.1	2	0	0	0	0	0	14	0.9



10 DOMINIC PROCTOR

So. • 6-6 • 190 • Guard
Las Vegas, Nevada
Bishop Gorman HS

2018-19 HIGHLIGHTS

- Made first Miami appearance in final minute of Wooden Legacy game against La Salle (11/22)
- Joined team as walk-on for 2018-19 season

CAREER HIGHS

Points

Career: -
ACC: -

Rebounds

Career: -
ACC: -

Assists

Career: -
ACC: -

Steals

Career: -
ACC: -

Blocked Shots

Career: -
ACC: -

Field Goals

Career: -
ACC: -

Field-Goal Attempts

Career: -
ACC: -

Free Throws

Career: -
ACC: -

Free-Throw Attempts

Career: -
ACC: -

3-Point Field Goals

Career: -
ACC: -

3-Point Field-Goal Attempts

Career: -
ACC: -

Minutes

Career: 1 vs. La Salle, 11/22/18
ACC: -



15 EBUKA IZUNDU

Sr. • 6-10 • 232 • Center
Charlotte, North Carolina / Lagos, Nigeria
Victory Christian Center

2018-19 HIGHLIGHTS

- Finished first in ACC and sixth nationally in offensive rebounds (3.63/game)
- Fourth in ACC in rebounding (8.6)
- Had a dozen 10-rebound games (third in ACC)
- Racked up eight double-doubles (tied for seventh most among ACC players)
- Went perfect from field at Virginia Tech (3/8), going 8-for-8 in 16-point effort
- Recorded double-double with 14 points, 14 rebounds on Senior Night against Pitt (3/5)
- Scored 15 points and grabbed nine rebounds (all on offensive end) at Duke (3/2)
- Scored 18 points against Georgia Tech, his most career points in an ACC game (2/23)
- Had 19 points and 13 rebounds against FAU (12/22); first UM player to record back-to-back double-doubles since Tonye Jekiri in November 2015
- Recorded double-double with 15 points, 11 rebounds in career-high 34 minutes against Houston Baptist (12/19)
- Posted double-double with 12 points, 12 rebounds against Rutgers (11/28); missed several stretches in game with cramps
- Averaged 10.3 ppg and 6.3 rpg in three games at Wooden Legacy; scored in double figures in each game
- Had career night against Stephen F. Austin (11/13), recording career highs in points (22), rebounds (19), blocks (four) and assists (three). He also tied a career best with three steals.
- It was the most rebounds by a UM player since Reggie Johnson piled up 20 boards on March 16, 2011, against FAU.
- Just missed double-double in opener with 10 points, nine rebounds against Lehigh (11/9)

2018-19 GAME-BY-GAME

	GS	Min	FG	Pct	3FG	Pct	FT	Pct	O-D-T	Avg	PF	FO	A	TO	Blk	Stl	Pts	Avg
Lehigh	*	28	3-5	.600	0-0	.000	4-6	.667	4-5-9	9.0	3	0	1	2	3	0	10	10.0
SFA	*	32	11-13	.846	0-0	.000	0-1	.000	11-8-19	14.0	1	0	3	0	4	3	22	16.0
Bethune-Cook	*	27	2-8	.250	0-0	.000	1-2	.500	3-1-4	10.7	5	1	1	2	3	0	5	12.3
vs La Salle	*	23	5-5	1.000	0-0	.000	0-0	.000	2-6-8	10.0	4	0	1	5	1	1	10	11.8
vs Fresno St	*	21	3-3	1.000	0-0	.000	4-5	.800	1-5-6	9.2	5	1	1	0	1	0	10	11.4
vs Seton Hall	*	21	3-4	.750	1-1	1.000	4-6	.667	1-4-5	8.5	4	0	1	2	2	0	11	11.3
Rutgers	*	26	5-8	.625	0-1	.000	2-2	1.000	4-8-12	9.0	2	0	1	2	1	0	12	11.4
vs Yale	*	29	8-11	.727	0-0	.000	3-4	.750	2-7-9	9.0	2	0	0	2	0	2	19	12.4
at Penn	*	26	4-8	.500	0-0	.000	1-1	1.000	4-3-7	8.8	5	1	2	0	0	2	9	12.0
Houston Bapt	*	34	6-8	.750	0-0	.000	3-4	.750	4-7-11	9.0	0	0	2	1	4	2	15	12.3
Fla Atlantic	*	31	9-11	.818	0-0	.000	1-2	.500	2-11-13	9.4	1	0	0	1	3	2	19	12.9
Campbell	*	30	2-4	.500	0-0	.000	0-0	.000	2-6-8	9.3	1	0	2	1	1	1	4	12.2
NC State	*	36	4-8	.500	0-1	.000	2-5	.400	7-4-11	9.4	2	0	2	1	0	0	10	12.0
at Louisville	*	26	1-5	.200	0-0	.000	6-7	.857	5-5-10	9.4	3	0	0	3	0	0	8	11.7
at Florida St	*	27	6-10	.600	0-0	.000	1-1	1.000	5-4-9	9.4	4	0	1	1	0	0	13	11.8
Wake Forest	*	28	5-7	.714	0-0	.000	1-2	.500	3-8-11	9.5	4	0	3	4	1	1	11	11.8
N. Carolina	*	32	6-10	.600	0-0	.000	1-1	1.000	3-5-8	9.4	3	0	1	1	1	1	13	11.8
at Syracuse	*	37	3-7	.429	0-0	.000	2-2	1.000	4-6-10	9.4	2	0	2	1	0	0	8	11.6
Florida State	*	28	3-4	.750	0-0	.000	3-4	.750	0-3-3	9.1	5	1	0	1	2	0	9	11.5
Virginia Tech	*	22	2-2	1.000	0-0	.000	0-0	.000	1-1-2	8.8	3	0	0	4	0	2	4	11.1
at Virginia	*	34	4-7	.571	0-0	.000	0-2	.000	3-8-11	8.9	4	0	0	1	0	1	8	11.0
Notre Dame	*	30	7-7	1.000	0-0	.000	0-0	.000	3-4-7	8.8	2	0	1	0	0	1	14	11.1
at N. Carolina	*	39	4-6	.667	0-0	.000	1-1	1.000	5-5-10	8.8	4	0	0	2	1	9	11.0	
Clemson	*	21	0-2	.000	0-0	.000	3-4	.750	3-4-7	8.8	3	0	2	1	0	0	3	10.7
at Boston Coll	*	29	7-12	.583	0-0	.000	0-0	.000	3-6-9	8.8	4	0	0	1	1	0	14	10.8
Georgia Tech	*	21	8-10	.800	0-0	.000	2-2	1.000	5-5-10	8.8	4	0	0	2	1	1	18	11.1
at Wake	*	16	1-5	.200	0-0	.000	0-0	.000	1-2-3	8.6	2	0	0	0	2	2	2	10.7
at Duke	*	29	6-7	.857	0-0	.000	3-3	1.000	9-0-9	8.6	5	1	0	3	1	4	15	10.9
Pittsburgh	*	27	5-10	.500	0-0	.000	4-7	.571	7-7-14	8.8	3	0	1	1	0	0	14	11.0
at Va. Tech	*	25	8-8	1.000	0-0	.000	0-0	.000	2-2-4	8.6	3	0	3	2	2	0	16	11.2
vs Wake	*	21	2-3	.667	0-0	.000	1-2	.500	0-3-3	8.5	5	1	1	1	1	0	5	11.0
vs Va. Tech	*	27	4-7	.571	0-0	.000	1-3	.333	2-3-5	8.3	2	0	1	0	0	1	9	10.9

2017-18

Opponent	P	R	A
Gard-Webb	14	10	1
Navy	12	4	2
Florida A&M	4	6	0
vs. La Salle	3	2	0
N. Florida	5	7	0
at Minnesota	0	3	1
vs. Princeton	6	4	0
Boston U.	0	5	0
at GW	2	3	0
at Hawai'i	7	3	0
vs. NMSU	4	3	0
vs. MTSU	2	2	0
at Pitt	4	5	1
at Ga. Tech	0	1	0
FSU	4	1	0
at Clemson	0	3	0
Duke	2	3	0
at NC State	15	3	0
Louisville	2	1	0
at FSU	2	0	0
Pittsburgh	4	4	0
at Va. Tech	5	2	0
Wake Forest	3	2	0
at BC	6	4	0
Virginia	8	5	0
Syracuse	2	2	0

at ND	14	8	0
BC	4	6	0
at UNC	12	5	0
Va. Tech	4	3	0
vs. UNC	5	5	2
vs. Loyola	5	5	1

2016-17

Opponent	P	R	A
WCU	13	7	1
at N. Florida	15	8	0
vs Stanford	0	3	0
vs Iowa State	0	3	0
vs Florida	0	0	0
Rutgers	4	2	0
vs Wofford	9	5	0
SC State	9	3	0
FAU	2	2	0
GW	12	4	0
Columbia	6	3	1
NC State	3	7	0
at Syracuse	0	2	0
Notre Dame	2	4	0
at Pittsburgh	2	2	0
at Wake	6	5	0
at Duke	0	2	1
Boston Coll.	0	2	0
UNC	0	3	0
Florida State	0	1	0
at NC State	16	6	0
Virginia Tech	8	1	1
at Louisville	8	5	0
Georgia Tech	2	3	0
Clemson	12	2	1
at Virginia	6	3	1
Duke	3	5	0
at Va. Tech	0	2	0
vs Florida St.	0	2	0
vs Syracuse	0	1	0
vs UNC	2	2	0
vs Mich. St.	5	3	0

2015-16

Opponent	P	R	A
UTRGV	0	0	0
Louisiana	0	0	0
vs. Miss. St.	11	7	0
vs. Utah	4	3	1
Charlotte	0	0	1
Florida	0	1	0
Charleston	1	0	0
at La Salle	6	4	0
at Clemson	0	0	0
Pittsburgh	2	0	0
at Florida St.	0	0	0
Virginia Tech	0	0	0
at UNC	6	2	1
at Va. Tech	2	0	0
vs. Villanova	0	2	0

SEASON/CAREER HIGHS

Points

Season: 22 Stephen F. Austin, 11/13/18
 Career: 22 Stephen F. Austin, 11/13/18
 ACC: 18 Georgia Tech, 2/23/19

Rebounds

Season: 19 Stephen F. Austin, 11/13/18
 Career: 19 Stephen F. Austin, 11/13/18
 ACC: 14 Pitt, 3/5/19

Assists

Season: 3 2x, last at Va. Tech, 3/8/19
 Career: 3 2x, last at Va. Tech, 3/8/19
 ACC: 3 2x, last at Va. Tech, 3/8/19

Steals

Season: 4 at Duke, 3/2/19
 Career: 4 at Duke, 3/2/19
 ACC: 4 at Duke, 3/2/19

Blocked Shots

Season: 4 2x, last vs. HBU, 12/19/18
 Career: 4 2x, last vs. HBU, 12/19/18
 ACC: 3 Notre Dame, 1/12/17

Field Goals

Season: 11 Stephen F. Austin, 11/13/18
 Career: 11 Stephen F. Austin, 11/13/18
 ACC: 8 2x, last at Va. Tech, 3/8/19

Field-Goal Attempts

Season: 13 Stephen F. Austin, 11/13/18
 Career: 13 Stephen F. Austin, 11/13/18
 ACC: 10 3x, last vs. UNC, 1/19/19

3-Point Field Goals

Season: 1 vs. Seton Hall, 11/25/18
 Career: 1 vs. Seton Hall, 11/25/18
 ACC: -

3-Point Field Goal Attempts

Season: 1 3x, last vs. NC State, 1/3/19
 Career: 1 3x, last vs. NC State, 1/3/19
 ACC: 1 NC State, 1/3/19

Free Throws

Season: 6 at Louisville, 1/6/19
 Career: 6 at Louisville, 1/6/19
 ACC: 6 at Louisville, 1/6/19

Free-Throw Attempts

Season: 7 2x, last vs. Pitt, 3/5/19
 Career: 7 3x, last vs. Pitt, 3/5/19
 ACC: 7 2x, last vs. Pitt, 3/5/19

Minutes

Season: 39 at North Carolina, 2/9/19
 Career: 39 at North Carolina, 2/9/19
 ACC: 39 at North Carolina, 2/9/19

CAREER DOUBLE-DOUBLES (9)

- 14p, 10r vs. Gardner-Webb, 11/10/17
- 22p, 19r vs. Stephen F. Austin, 11/13/18
- 12p, 12r vs. Rutgers, 11/28/18
- 15p, 11r vs. Houston Baptist, 12/19/18
- 19p, 13r vs. Florida Atlantic, 12/22/18
- 10p, 11r vs. NC State, 1/3/19
- 11p, 11r vs. Wake Forest, 1/12/19
- 18p, 10r vs. Georgia Tech, 2/23/19
- 14p, 14r vs. Pitt, 3/5/19

IZUNDU'S CAREER STATISTICS										3-Point				Free Throws			----- Rebounds -----				Scoring				
Season	GP	GS	Min.	Avg.	FG	FGA	Pct.	FG	FGA	Pct.	FT	FTA	Pct.	Off.	Def.	Tot.	Avg.	PF	FO	Ast.	TO	Blk	Stl	Pts.	Avg.
2015-16	15	0	79	5.3	10	16	.625	0	0	.000	12	19	.632	13	6	19	1.3	17	0	3	5	3	2	32	2.1
2016-17	32	7	417	13.0	53	98	.541	0	0	.000	29	42	.690	47	50	97	3.0	75	2	6	27	25	7	135	4.2
2017-18	32	2	467	14.6	72	104	.692	0	0	.000	16	34	.471	56	64	120	3.8	76	1	8	27	20	15	160	5.0
2018-19	32	32	883	27.6	147	225	.653	1	3	.333	54	79	.684	111	156	267	8.3	100	6	33	44	39	26	349	10.9
TOTAL	111	43	1846	16.6	282	443	.637	1	3	.333	111	174	.638	227	276	503	4.5	268	9	50	103	87	50	676	6.1



5 ZACH JOHNSON

R-Sr. • 6-2 • 192 • Guard
Miami, Florida
Florida Gulf Coast Univ./Norland HS

CAREER

- Finished career with 1,720 career points
- Played in 135 career games and racked 199 career steals and 399 assists
- **One of 14 active players nationally with 1,700 career points and 350 career assists**

2018-19 HIGHLIGHTS

- **Ninth in ACC in steals (1.7/game); second in ACC in steals in conference games with 34 (1.9/game)**
- Recorded 12 points and four assists in ACC Tournament win over Wake Forest (3/12)
- Nailed game-winning shot with 0.4 seconds remaining against Clemson (2/13)
- Hit 8-of-12 field goals and scored 20 points against Florida State (1/27)
- Scored 21 points in ACC opener against NC State; marks second time in his career he has scored 20-plus in back-to-back games
- Scored 22 points (5-6 3FG) against Campbell to reach 1,500 career points (12/29)
- Named to Wooden Legacy All-Tournament Team
- Averaged 18.0 ppg in three games at Wooden Legacy
- Made first Miami start at Wooden Legacy in championship game vs. Seton Hall (11/25)
- Scored season-high 24 points, including go-ahead putback dunk with 0.6 seconds remaining, in win over Fresno State (11/23)

2018-19 GAME-BY-GAME

	GS	Min	FG	Pct	3FG	Pct	FT	Pct	O-D-T	Avg	PF	FO	A	TO	Blk	Stl	Pts	Avg
Lehigh	22	2-6	.333	1-3	.333	0-1	.000	0-0-0	0.0	1	0	3	4	0	2	5	5.0	
Stephen F. Austin	28	5-11	.455	3-5	.600	2-4	.500	1-2-3	1.5	1	0	4	3	0	0	15	10.0	
Bethune-Cookman	29	3-10	.300	0-3	.000	3-6	.500	1-2-3	2.0	2	0	0	0	1	1	9	9.7	
vs La Salle	27	3-8	.375	1-3	.333	5-7	.714	0-4-4	2.5	0	0	5	1	0	1	12	10.3	
vs Fresno State	34	8-16	.500	1-4	.250	7-11	.636	1-1-2	2.4	3	0	3	0	0	2	24	13.0	
vs Seton Hall	* 37	5-7	.714	2-3	.667	6-6	1.000	0-3-3	2.5	2	0	2	2	0	0	18	13.8	
Rutgers	* 37	6-15	.400	0-4	.000	0-3	.000	2-2-4	2.7	2	0	2	2	2	2	12	13.6	
vs Yale	* 35	3-9	.333	0-2	.000	5-5	1.000	0-3-3	2.8	2	0	5	1	0	1	11	13.3	
at Penn	29	7-14	.500	1-5	.200	2-3	.667	0-1-1	2.6	0	1	1	1	1	0	17	13.7	
Houston Baptist	27	4-8	.500	1-3	.333	0-2	.000	0-1-1	2.4	3	0	2	4	0	3	9	13.2	
Florida Atlantic	23	2-6	.333	0-2	.000	2-2	1.000	0-3-3	2.5	3	0	0	1	1	2	6	12.5	
Campbell	26	5-6	.833	5-6	.833	7-9	.778	0-5-5	2.7	3	0	2	3	1	2	22	13.3	
NC State	32	7-17	.412	2-5	.400	5-10	.500	1-4-5	2.8	1	0	4	1	0	2	21	13.9	
at Louisville	* 37	7-14	.500	1-4	.250	4-6	.667	0-4-4	2.9	1	0	0	3	0	3	19	14.3	
at Florida State	* 34	2-11	.182	0-3	.000	2-4	.500	1-5-6	3.1	3	0	0	5	0	2	6	13.7	
Wake Forest	* 34	2-7	.286	2-5	.400	2-2	1.000	0-5-5	3.3	1	0	3	0	1	2	8	13.4	
North Carolina	* 36	5-12	.417	0-3	.000	7-10	.700	0-5-5	3.4	2	0	3	3	0	2	17	13.6	
at Syracuse	26	4-13	.308	1-5	.200	0-0	.000	0-1-1	3.2	0	0	1	1	0	0	9	13.3	
Florida State	* 29	8-12	.667	4-7	.571	0-0	.000	0-4-4	3.3	4	0	4	1	0	2	20	13.7	
Virginia Tech	* 33	3-13	.231	2-7	.286	2-2	1.000	0-4-4	3.3	1	0	1	3	1	3	10	13.5	
at Virginia	* 39	4-10	.400	1-2	.500	1-2	.500	0-3-3	3.3	3	0	2	2	1	1	10	13.3	
Notre Dame	* 33	4-12	.333	0-2	.000	1-2	.500	0-0-0	3.1	1	0	3	2	0	3	9	13.1	
at North Carolina	34	4-13	.308	3-5	.600	2-2	1.000	2-1-3	3.1	2	0	2	3	0	2	13	13.1	
Clemson	* 33	2-9	.222	0-5	.000	2-3	.667	0-1-1	3.0	4	0	3	1	0	1	6	12.8	
at Boston College	* 34	3-10	.300	0-4	.000	2-4	.500	1-3-4	3.1	2	0	2	2	0	3	8	12.6	
Georgia Tech	* 32	1-7	.143	0-0	.000	0-0	.000	1-1-2	3.0	3	0	5	0	0	3	2	12.2	
at Wake Forest	* 31	2-7	.286	0-1	.000	10-13	.769	0-2-2	3.0	3	0	3	4	1	2	14	12.3	
at Duke	* 25	2-10	.200	0-3	.000	0-0	.000	0-5-5	3.1	3	0	3	2	1	1	4	12.0	
Pittsburgh	* 33	4-11	.364	0-3	.000	4-4	1.000	1-0-1	3.0	2	0	4	2	0	2	12	12.0	
at Virginia Tech	* 29	5-7	.714	2-3	.667	2-5	.400	0-0-0	2.9	2	0	2	2	1	0	14	12.1	
vs Wake Forest	* 38	4-10	.400	0-2	.000	4-7	.571	0-2-2	2.9	4	0	4	2	0	2	12	12.1	
vs Virginia Tech	* 12	1-4	.250	0-2	.000	0-2	.000	0-0-0	2.8	1	0	0	2	0	0	2	11.8	

JOHNSON'S CAREER STATISTICS

Season	GP	GS	Min.	Avg.	FG	FGA	Pct.	3-Point	Free Throws	Rebounds	PF	FO	Ast.	TO	Blk	Stl	Scoring								
								FG	FTA	Pct.	Off.	Def.	Tot.	Avg.			Pts.	Avg.							
2015-16*	35	20	94.1	26.9	141	298	.473	27	71	.380	78	120	.650	11	78	89	2.5	83	2	115	82	19	31	387	11.1
2016-17*	33	32	96.7	29.3	136	357	.381	54	157	.344	67	106	.632	18	75	93	2.8	77	2	102	88	12	45	393	11.9
2017-18*	35	35	113.4	32.4	203	433	.469	69	176	.392	89	114	.781	15	100	115	3.3	72	2	104	79	5	70	564	16.1
2018-19	32	20	98.8	30.9	127	325	.391	33	114	.289	89	137	.650	12	77	89	2.8	65	0	78	63	12	53	376	11.8
Total	135	107	4028	29.9	607	1413	.430	183	518	.353	323	477	.677	56	330	386	2.9	297	6	399	312	48	199	1720	12.7

* at Florida Gulf Coast

SEASON/CAREER HIGHS

Points

Season: 24 vs. Fresno State, 11/23/18
 Career: 37* vs. Lipscomb, 3/4/18
 ACC: 21 NC State, 1/3/19

Rebounds

Season: 6 at Florida State, 1/9/19
 Career: 7* North Florida, 1/29/18
 ACC: 6 at Florida State, 1/9/19

Assists

Season: 5 3x, last vs. Ga. Tech, 2/23/19
 Career: 9* at Georgia Southern, 12/4/16
 ACC: 5 Georgia Tech, 2/23/19

Steals

Season: 3 6x, last vs. Ga. Tech, 2/23/19
 Career: 4* 8x, last vs. Lipscomb, 2/17/18
 ACC: 3 5x, last vs. Ga. Tech, 2/23/19

Field Goals Made

Season: 8 vs. Fresno State, 11/23/18
 Career: 11* 2x, last vs. Stetson, 2/26/18
 ACC: 7 NC State, 1/3/19

Field Goals Attempted

Season: 17 NC State, 1/3/19
 Career: 19* 2x, last vs. Lipscomb, 3/4/18
 ACC: 17 NC State, 1/3/19

Free Throws Made

Season: 10 at Wake Forest, 2/26/19
 Career: 10 at Wake Forest, 2/26/19
 ACC: 10 at Wake Forest, 2/26/19

Free Throws Attempted

Season: 13 at Wake Forest, 2/26/19
 Career: 15* Siena, 12/9/16
 ACC: 13 at Wake Forest, 2/26/19

3-Point Field Goals Made

Season: 5 Campbell, 12/29/18
 Career: 9* vs. Lipscomb, 3/4/18
 ACC: 2 3x, last vs. Wake, 1/12/19

3-Point Field Goals Attempted

Season: 6 Campbell, 12/29/18
 Career: 13* vs. Lipscomb, 3/4/18
 ACC: 5 2x, last vs. Wake, 1/12/19

Minutes

Season: 39 at Virginia, 2/2/19
 Career: 42* 2x, last at USC Upstate, 2/18/17
 ACC: 39 at Virginia, 2/2/19

*while at Florida Gulf Coast



3 ANTHONY LAWRENCE II

Sr. • 6-7 • 207 • Guard
 St. Petersburg, Florida
 Lakewood Senior HS

CAREER

- Finished his career ranked 34th in career scoring at Miami with 1,043 points
- Played in 130 career games, which tied for fifth most in program history
- Wrapped up his career ranked ninth in career steals at UM with 141 and 10th in career minutes with 3,300

2018-19 HIGHLIGHTS

- Ranked 14th in ACC in minutes played (33.2/game) and 17th in rebounding (6.4)
- Finished season with five double-doubles in last seven games
- Recorded 20 points, 10 boards and three steals in ACC Tournament win over Wake Forest (3/12)
- Picked up fourth double-double in five games with 15 points, 11 rebounds at Virginia Tech (3/8)
- Scored career-high 27 points and pulled down 11 rebounds on Senior Night against Pitt (3/5)
- Recorded second straight double-double with 14 points, 12 rebounds at Wake Forest (2/26)
- Just missed triple-double with 16 points, 10 rebounds and career-high nine assists against Georgia Tech (2/23)
- Recorded 17 points, nine rebounds and five assists in overtime game at North Carolina (2/9)
- Notched second double-double of season with 11 points, 12 boards against Notre Dame (2/6)
- Recorded 15 points and nine boards against Virginia Tech (1/30)
- Scored 18 points against North Carolina (1/19)
- Approached a triple-double with 17 points, eight rebounds and career-high eight assists against FAU (12/22)
- Averaged 10.0 ppg in three games at Wooden Legacy

2018-19 GAME-BY-GAME

	GS	Min	FG	Pct	3FG	Pct	FT	Pct	O-D-T	Avg	PF	FO	A	TO	Blk	Stl	Pts	Avg
Lehigh	* 35	5-9	.556	4-7	.571	5-6	.833	1-11-12	12.0	2	0	2	0	3	3	19	19.0	
Stephen F. Austin	* 31	8-12	.667	2-4	.500	0-0	.000	0-3-3	7.5	0	0	3	1	1	2	18	18.5	
Bethune-Cookman	* 37	4-11	.364	1-5	.200	4-4	1.000	2-7-9	8.0	1	0	2	4	0	1	13	16.7	
vs La Salle	* 32	3-8	.375	0-4	.000	0-0	.000	0-5-5	7.3	2	0	3	4	2	2	6	14.0	
vs Fresno State	* 31	2-5	.400	0-1	.000	3-3	1.000	1-4-5	6.8	3	0	3	5	0	1	7	12.6	
vs Seton Hall	* 32	8-16	.500	0-5	.000	1-2	.500	0-2-2	6.0	4	0	1	4	1	1	17	13.3	
Rutgers	* 36	6-13	.462	4-8	.500	0-0	.000	1-7-8	6.3	1	0	4	0	2	1	16	13.7	
vs Yale	* 37	4-13	.308	1-8	.125	0-0	.000	1-7-8	6.5	3	0	3	2	0	2	9	13.1	
at Penn	* 34	3-6	.500	1-2	.500	2-4	.500	0-3-3	6.1	2	0	2	1	1	0	9	12.7	
Houston Baptist	* 33	6-12	.500	4-7	.571	1-2	.500	1-4-5	6.0	1	0	2	3	2	3	17	13.1	
Florida Atlantic	* 33	6-12	.500	3-8	.375	2-2	1.000	2-6-8	6.2	2	0	8	3	0	1	17	13.5	
Campbell	* 34	5-11	.455	1-4	.250	0-0	.000	0-8-8	6.3	2	0	3	3	1	2	11	13.3	
NC State	* 28	4-7	.571	3-4	.750	1-4	.250	1-5-6	6.3	1	0	3	2	1	2	12	13.2	
at Louisville	* 24	1-6	.167	1-5	.200	1-2	.500	0-1-1	5.9	3	0	1	2	0	1	4	12.5	
at Florida State	* 32	4-9	.444	1-3	.333	5-6	.833	0-4-4	5.8	3	0	2	4	0	0	14	12.6	
Wake Forest	* 24	1-3	.333	1-2	.500	0-1	.000	0-2-2	5.6	4	0	2	6	2	1	3	12.0	
North Carolina	* 30	5-7	.714	3-4	.750	5-6	.833	0-0-0	5.2	4	0	0	1	1	1	18	12.4	
at Syracuse	* 34	2-8	.250	1-4	.250	3-4	.750	1-6-7	5.3	0	0	3	2	0	2	8	12.1	
Florida State	* 35	4-8	.500	0-3	.000	3-5	.600	2-5-7	5.4	1	0	4	3	1	0	11	12.1	
Virginia Tech	* 29	5-8	.625	3-5	.600	2-2	1.000	0-9-9	5.6	0	0	2	3	0	0	15	12.2	
at Virginia	* 34	0-7	.000	0-5	.000	2-2	1.000	0-0-0	5.3	1	0	3	1	0	1	2	11.7	
Notre Dame	* 37	5-13	.385	1-4	.250	0-0	.000	3-9-12	5.6	3	0	2	1	0	2	11	11.7	
at North Carolina	* 39	6-13	.462	3-8	.375	2-2	1.000	0-9-9	5.8	4	0	5	3	0	1	17	11.9	
Clemson	* 36	3-11	.273	1-4	.250	0-0	.000	0-8-8	5.9	3	0	0	3	2	1	7	11.7	
at Boston College	* 31	4-9	.444	1-5	.200	1-2	.500	2-3-5	5.8	0	0	3	3	0	0	10	11.6	
Georgia Tech	* 39	5-9	.556	1-3	.333	5-5	1.000	2-8-10	6.0	2	0	9	4	0	1	16	11.8	
at Wake Forest	* 36	4-8	.500	2-5	.400	4-4	1.000	3-9-12	6.2	1	0	6	3	1	2	14	11.9	
at Duke	* 31	6-11	.545	1-3	.333	2-5	.400	0-3-3	6.1	3	0	3	2	1	2	15	12.0	
Pittsburgh	* 39	10-16	.625	3-5	.600	4-4	1.000	2-9-11	6.3	1	0	4	1	0	0	27	12.5	
at Virginia Tech	* 32	5-12	.417	2-5	.400	3-4	.750	0-11-11	6.4	1	0	3	1	0	0	15	12.6	
vs Wake Forest	* 38	6-12	.500	2-4	.500	6-8	.750	2-8-10	6.5	0	0	2	2	1	3	20	12.8	
vs Virginia Tech	* 38	1-6	.167	0-3	.000	2-2	1.000	2-9-11	6.7	4	0	7	3	0	0	4	12.6	

LAWRENCE'S CAREER STATISTICS

Season	GP	GS	Min.	Avg.	FG	FGA	Pct.	3FG	FGA	Pct.	FT	FTA	Pct.	Off.	Def.	Tot.	Avg.	PF	FO	Ast.	TO	Blk	Stl	Pts.	Avg.
2015-16	33	0	397	12.0	47	92	.511	18	42	.429	24	40	.600	29	34	63	1.9	39	0	27	13	11	17	136	4.1
2016-17	33	18	857	26.0	72	173	.416	35	99	.354	45	62	.726	27	97	124	3.8	78	1	57	47	15	42	224	6.8
2017-18	32	31	975	30.5	100	214	.467	38	88	.432	43	63	.683	45	163	208	6.5	81	2	74	53	31	46	281	8.8
2018-19	32	32	1071	33.5	141	311	.453	51	147	.347	69	91	.758	29	185	214	6.7	62	0	100	80	23	39	402	12.6
TOTAL	130	81	3300	25.4	360	790	.456	142	376	.378	181	256	.707	130	479	609	4.7	260	3	258	193	80	144	1043	8.0

SEASON/CAREER HIGHS

- Points**
 Season: 27 Pitt, 3/5/19
 Career: 27 Pitt, 3/5/19
 ACC: 27 Pitt, 3/5/19
- Rebounds**
 Season: 12 3x, last at Wake, 2/26/19
 Career: 13 at Virginia Tech, 2/3/18
 ACC: 13 at Virginia Tech, 2/3/18
- Assists**
 Season: 9 Georgia Tech, 2/23/19
 Career: 9 Georgia Tech, 2/23/19
 ACC: 9 Georgia Tech, 2/23/19
- Steals**
 Season: 3 3x, last vs. Wake, 3/12/19
 Career: 5 Duke, 1/15/18
 ACC: 5 Duke, 1/15/18
- Blocked Shots**
 Season: 3 Lehigh, 11/9/18
 Career: 3 6x, last vs. Lehigh, 11/9/18
 ACC: 3 2x, last at Virginia Tech, 2/3/18
- Field Goals**
 Season: 10 Pitt, 3/5/19
 Career: 10 Pitt, 3/5/19
 ACC: 10 Pitt, 3/5/19
- Field-Goal Attempts**
 Season: 16 2x, last vs. Pitt, 3/5/19
 Career: 16 2x, last vs. Pitt, 3/5/19
 ACC: 16 Pitt, 3/5/19
- Free Throws**
 Season: 6 vs. Wake Forest, 3/12/19
 Career: 6 2x, last vs. Wake, 3/12/19
 ACC: 5 3x, last vs. Ga. Tech, 2/23/19
- Free-Throw Attempts**
 Season: 8 vs. Wake Forest, 3/12/19
 Career: 8 vs. Wake Forest, 3/12/19
 ACC: 6 2x, last vs. UNC, 1/19/19
- 3-Point Field Goals**
 Season: 4 3x, last vs. HBU, 12/19/18
 Career: 4 6x, last vs. HBU, 12/19/18
 ACC: 4 3x, last at Florida State, 1/27/18
- 3-Point Field-Goal Attempts**
 Season: 8 4x, last at UNC, 2/9/19
 Career: 9 5x, last at Virginia Tech, 2/27/17
 ACC: 9 4x, at Virginia Tech, 2/27/17
- Minutes**
 Season: 39 3x, last vs. Pitt, 3/5/19
 Career: 40 at Virginia, 2/20/17
 ACC: 40 at Virginia, 2/20/17

CAREER DOUBLE-DOUBLES (9)

- 10p, 10r vs. Pitt, 1/31/18
- 25p, 13r at Virginia Tech, 2/3/18
- 19p, 12r vs. Lehigh, 11/9/18
- 11p, 12r vs. Notre Dame, 2/6/19
- 16p, 10r vs. Georgia Tech, 2/23/19
- 14p, 12r at Wake Forest, 2/26/19
- 27p, 11r vs. Pitt, 3/5/19
- 15p, 11r at Virginia Tech, 3/8/19
- 20p, 10r vs. Wake Forest, 3/12/19



CHRIS LYKES

So. • 5-7 • 157 • Guard
Mitchellville, Maryland
Gonzaga College HS

2018-19 HIGHLIGHTS

- Played and started in all 32 games
- **Ranked 10th in ACC in overall scoring** (16.2) and eighth in league play (15.9)
- Racked up 10 games of 20 or more points, including six in conference action
- Scored in double figures in all but five games and 16 or more points in 20 games
- **Upped his scoring average by 6.6 ppg (9.6 to 16.2), which was third highest among ACC players**
- **Played at least 30 minutes in 26 of 32 games (ranked 12th in ACC in minutes per game at 34.1)**
- Ranked fifth in ACC in free-throw shooting in conference games (63-78, 80.8 percent)
- Named to ACC All-Academic Men's Basketball Team for second straight year
- Racked up 19 points and hit 3-pointers against Virginia Tech in ACC Tournament (3/13)
- Scored 16 points and dished out career-high nine assists at Virginia Tech (3/8)
- Had streak of 21 straight made free throws snapped on Jan. 27 vs. FSU
- Scored 26 points and hit career-high six 3-pointers at Wake Forest (2/26)
- Scored 21 points in win over Clemson (2/13)
- Recorded 27 points in career-high 41 minutes at North Carolina (2/9), including 19 points in second half and overtime
- Scored 25 points against Wake Forest (1/12), including 14-of-14 from free-throw line which is second-best FT performance in program history (Jack McClinton, 16-16 vs. NC State, March 7, 2009)
- Scored career-high 28 points on 10-of-15 shooting in ACC opener against NC State (1/3)
- Averaged 17.7 ppg in three games at Wooden Legacy
- Scored 20 or more points in each of the first three games this season, becoming first UM player since Joe Wylie in 1989 to do so to begin a season
- First UM player to record three straight 20-point efforts since Shane Larkin put up 20 or more points in consecutive games in 2013
- Scored 22 points and also played career-best 39 minutes in season opener against Lehigh

2018-19 GAME-BY-GAME

	GS	Min	FG	Pct	3FG	Pct	FT	Pct	O-D-T	Avg	PF	FO	A	TO	Blk	Stl	Pts	Avg
Lehigh	* 39	5-17	.294	4-8	.500	8-11	.727	1-4-5	5.0	3	0	4	2	0	2	22	22.0	
Stephen F. Austin	* 28	7-12	.583	2-5	.400	4-5	.800	0-2-2	3.5	1	0	6	1	0	3	20	21.0	
Bethune-Cookman	* 36	7-16	.438	3-8	.375	4-5	.800	0-2-2	3.0	3	0	6	2	0	2	21	21.0	
vs La Salle	* 29	5-7	.714	1-1	1.000	7-8	.875	0-1-1	2.5	2	0	0	3	0	2	18	20.3	
vs Fresno State	* 35	6-16	.375	2-8	.250	3-4	.750	0-5-5	3.0	3	0	2	4	0	3	17	19.6	
vs Seton Hall	* 37	7-13	.538	2-5	.400	2-2	1.000	0-4-4	3.2	4	0	2	5	0	2	18	19.3	
Rutgers	* 32	3-11	.273	2-6	.333	0-0	.000	0-2-2	3.0	2	0	4	5	0	1	8	17.7	
vs Yale	* 34	5-13	.385	1-5	.200	1-2	.500	0-0-0	2.6	3	0	3	5	0	1	12	17.0	
at Penn	* 31	5-15	.333	0-4	.000	6-8	.750	0-4-4	2.8	4	0	5	4	0	0	16	16.9	
Houston Baptist	* 31	5-9	.556	1-2	.500	3-5	.600	1-4-5	3.0	1	0	4	4	0	0	14	16.6	
Florida Atlantic	* 29	5-12	.417	0-4	.000	2-2	1.000	0-1-1	2.8	4	0	7	2	0	3	12	16.2	
Campbell	* 35	7-12	.583	4-8	.500	3-8	.375	0-2-2	2.8	2	0	2	6	0	2	21	16.6	
NC State	* 35	10-15	.667	3-4	.750	5-6	.833	0-0-0	2.5	3	0	2	2	0	1	28	17.5	
at Louisville	* 33	6-12	.500	2-5	.400	4-5	.800	1-3-4	2.6	1	0	4	2	0	0	18	17.5	
at Florida State	* 35	5-12	.417	1-3	.333	6-6	1.000	0-3-3	2.7	3	0	2	2	0	1	17	17.5	
Wake Forest	* 35	5-11	.455	1-4	.250	14-14	1.000	0-2-2	2.6	1	0	4	2	0	0	25	17.9	
North Carolina	* 36	8-16	.500	4-8	.500	0-0	.000	1-2-3	2.6	2	0	6	3	0	2	20	18.1	
at Syracuse	* 32	4-15	.267	0-8	.000	0-0	.000	1-2-3	2.7	1	0	2	3	1	2	8	17.5	
Florida State	* 28	0-12	.000	0-7	.000	1-2	.500	2-0-2	2.6	1	0	2	3	0	1	1	16.6	
Virginia Tech	* 37	6-10	.600	3-7	.429	4-6	.667	0-0-0	2.5	2	0	4	5	0	2	19	16.8	
at Virginia	* 35	5-13	.385	2-7	.286	4-7	.571	1-3-4	2.6	3	0	1	0	0	1	16	16.7	
Notre Dame	* 31	5-10	.500	0-4	.000	1-1	1.000	1-2-3	2.6	2	0	1	2	0	2	11	16.5	
at North Carolina	* 41	10-23	.435	5-11	.455	2-2	1.000	0-2-2	2.6	1	0	4	6	0	1	27	16.9	
Clemson	* 37	8-17	.471	3-5	.600	2-3	.667	0-4-4	2.6	2	0	2	2	0	0	21	17.1	
at Boston College	* 38	3-15	.200	0-8	.000	4-4	1.000	0-2-2	2.6	3	0	4	2	0	1	10	16.8	
Georgia Tech	* 34	3-10	.300	1-5	.200	4-5	.800	1-1-2	2.6	2	0	0	0	0	2	11	16.6	
at Wake Forest	* 35	7-12	.583	6-10	.600	6-8	.750	1-3-4	2.6	2	0	1	1	0	0	26	16.9	
at Duke	* 37	1-15	.067	0-7	.000	2-4	.500	0-3-3	2.6	1	0	2	4	0	2	4	16.5	
Pittsburgh	* 29	3-8	.375	2-4	.500	0-1	.000	0-2-2	2.6	4	0	3	2	0	0	8	16.2	
at Virginia Tech	* 38	5-15	.333	2-10	.200	4-4	1.000	0-3-3	2.6	2	0	9	2	0	3	16	16.2	
vs Wake Forest	* 28	3-10	.300	1-3	.333	6-6	1.000	2-3-5	2.7	4	0	4	5	0	0	13	16.1	
vs Virginia Tech	* 32	7-17	.412	3-8	.375	2-2	1.000	1-1-2	2.7	0	0	1	2	0	1	19	16.2	

2017-18


Opponent	P	R	A
Gard-Webb	3	1	1
Navy	8	1	2
Florida A&M	13	1	4
vs. La Salle	0	1	0
Boston U.	10	0	4
at Minnesota	10	1	0
vs. Princeton	5	1	2
Boston U.	8	0	0
at GW	3	0	1
at Hawai'i	7	5	0
vs. NMSU	1	1	0
vs. MTSU	8	0	2
at Pitt	10	1	0
at Ga. Tech	8	0	5
FSU	18	1	2
at Clemson	13	1	1
Duke	13	1	2
at NC State	6	2	5
Louisville.	9	0	4
at FSU	0	0	5
Pittsburgh	13	3	5
at Va. Tech	6	2	0
Wake Forest	13	2	5
at BC	16	3	2
Virginia	19	1	1
Syracuse	14	0	4
at ND	9	1	1
BC	15	0	3
at UNC	18	1	4
Va. Tech	15	1	7
vs. UNC	6	1	1
vs. Loyola	10	6	2

SEASON/CAREER HIGHS

- Points**
 Season: 28 NC State, 1/3/19
 Career: 28 NC State, 1/3/19
 ACC: 28 NC State, 1/3/19
- Rebounds**
 Season: 5 4x, last vs. Wake, 3/12/19
 Career: 6 vs. Loyola Chicago, 3/15/18
 ACC: 4 4x, last at Wake, 2/26/19
- Assists**
 Season: 9 at Virginia Tech, 3/8/19
 Career: 9 at Virginia Tech, 3/8/19
 ACC: 9 at Virginia Tech, 3/8/19
- Steals**
 Season: 3 4x, last at Va. Tech, 3/8/19
 Career: 3 5x, last at Va. Tech, 3/8/19
 ACC: 3 at Virginia Tech, 3/8/19
- Blocked Shots**
 Season: 1 at Syracuse, 1/24/19
 Career: 1 2x, last at Syracuse, 1/24/19
 ACC: 1 2x, last at Syracuse, 1/24/19
- Field Goals**
 Season: 10 2x, last at UNC, 2/9/19
 Career: 10 2x, last at UNC, 2/9/19
 ACC: 10 2x, last at UNC, 2/9/19
- Field-Goal Attempts**
 Season: 23 at North Carolina, 2/9/19
 Career: 23 at North Carolina, 2/9/19
 ACC: 23 at North Carolina, 2/9/19
- Free Throws**
 Season: 14 Wake Forest, 1/12/19
 Career: 14 Wake Forest, 1/12/19
 ACC: 14 Wake Forest, 1/12/19
- Free-Throw Attempts**
 Season: 14 Wake Forest, 1/12/19
 Career: 14 Wake Forest, 1/12/19
 ACC: 14 Wake Forest, 1/12/19
- 3-Point Field Goals**
 Season: 6 at Wake Forest, 2/26/19
 Career: 6 at Wake Forest, 2/26/19
 ACC: 6 at Wake Forest, 2/26/19
- 3-Point Field-Goal Attempts**
 Season: 11 at North Carolina, 2/9/19
 Career: 11 at North Carolina, 2/9/19
 ACC: 11 at North Carolina, 2/9/19
- Minutes**
 Season: 41 at North Carolina, 2/9/19
 Career: 41 at North Carolina, 2/9/19
 ACC: 41 at North Carolina, 2/9/19

LYKES' CAREER STATISTICS

Season	GP	GS	Min.	Avg.	3-Point			Free Throws			Rebounds				Scoring										
					FG	FGA	Pct.	FT	FTA	Pct.	Off.	Def.	Tot.	Avg.	PF	FO	Ast.	TO	Blk	Stl	Pts.	Avg.			
2017-18	32	10	690	21.6	100	249	.402	48	139	.345	59	82	.720	3	36	39	1.2	70	0	75	58	1	25	307	9.6
2018-19	32	32	1082	33.8	171	421	.406	61	192	.318	114	146	.781	14	72	86	2.7	72	0	103	93	1	43	517	16.2
TOTAL	64	42	1772	27.7	271	670	.404	109	331	.329	173	228	.759	17	108	125	2.0	142	0	178	151	2	68	824	12.9



13 ANTHONY MACK

R-Fr. • 6-6 • 214 • Guard
 Las Vegas, Nevada
 Univ. of Wyoming/Blair Academy (N.J.)

2018-19 HIGHLIGHTS

- Played in 28 games, including seven starts
- Hit both of his 3-point attempts and scored six points at Duke (3/2)
- Scored season-high nine points in 27 minutes in first matchup against Wake Forest (1/12)
- Made first college start at Louisville (1/6)
- Played 27 minutes off bench in ACC opener against NC State (1/3)
- Scored six points against HBU (12/19) and eight against FAU (12/22)
- Played eight minutes in his Miami debut in season opener vs. Lehigh (11/9)
- Joined team this summer after transferring from Wyoming
- Granted waiver from NCAA to gain immediate eligibility following transfer

2018-19 GAME-BY-GAME

	GS	Min	FG	Pct	3FG	Pct	FT	Pct	O-D-T	Avg	PF	FO	A	TO	Blk	Stl	Pts	Avg
Lehigh	8	0-4	.000	0-4	.000	0-0	.000	0-0-0	0.0	1	0	0	0	0	0	0	0	0.0
SFA	DNP																	
Bethune-Cookman	DNP																	
vs La Salle	15	2-4	.500	1-2	.500	0-0	.000	0-0-0	0.0	3	0	0	2	0	1	5	2.5	
vs Fresno State	5	0-1	.000	0-0	.000	0-0	.000	0-0-0	0.0	1	0	1	0	0	0	0	1.7	
vs Seton Hall	DNP																	
Rutgers	DNP (illness)																	
vs Yale	12	0-3	.000	0-1	.000	0-0	.000	0-2-2	0.5	1	0	0	1	0	0	0	1.3	
at Penn	9	0-1	.000	0-1	.000	0-0	.000	0-1-1	0.6	0	0	0	0	0	0	0	1.0	
Houston Baptist	17	2-5	.400	2-5	.400	0-0	.000	2-2-4	1.2	2	0	2	1	0	0	6	1.8	
Florida Atlantic	21	3-4	.750	2-3	.667	0-0	.000	0-0-0	1.0	2	0	2	0	0	1	8	2.7	
Campbell	14	1-2	.500	1-2	.500	0-0	.000	0-0-0	0.9	0	0	1	0	0	0	3	2.8	
NC State	27	2-7	.286	1-6	.167	0-0	.000	0-2-2	1.0	2	0	0	0	0	1	5	3.0	
at Louisville	* 21	1-3	.333	1-2	.500	0-0	.000	0-3-3	1.2	3	0	1	0	0	0	3	3.0	
at Florida State	* 26	1-6	.167	0-3	.000	0-0	.000	0-2-2	1.3	0	0	4	0	0	0	2	2.9	
Wake Forest	* 27	3-7	.429	2-5	.400	1-2	.500	0-3-3	1.4	1	0	1	3	1	1	9	3.4	
North Carolina	* 18	0-2	.000	0-2	.000	0-0	.000	0-1-1	1.4	2	0	0	1	0	0	0	3.2	
at Syracuse	14	2-4	.500	2-2	1.000	0-0	.000	0-0-0	1.3	0	0	1	0	0	0	6	3.4	
Florida State	* 19	0-3	.000	0-1	.000	0-0	.000	1-1-2	1.3	0	0	0	0	0	0	0	3.1	
Virginia Tech	18	2-7	.286	1-5	.200	0-0	.000	0-0-0	1.3	1	0	2	1	0	2	5	3.3	
at Virginia	6	0-1	.000	0-1	.000	0-0	.000	0-0-0	1.2	0	0	0	1	0	0	0	3.1	
Notre Dame	8	0-2	.000	0-2	.000	0-0	.000	0-1-1	1.2	0	0	0	1	0	0	0	2.9	
at North Carolina	* 12	0-1	.000	0-0	.000	0-0	.000	1-0-1	1.2	0	0	0	0	0	1	0	2.7	
Clemson	6	0-0	.000	0-0	.000	0-0	.000	0-1-1	1.2	0	0	0	0	0	0	0	2.6	
at Boston College	11	0-3	.000	0-3	.000	0-0	.000	0-0-0	1.1	0	0	0	0	0	0	0	2.5	
Georgia Tech	14	2-2	1.000	1-1	1.000	0-0	.000	1-0-1	1.1	1	0	1	2	1	0	5	2.6	
at Wake Forest	17	1-4	.250	1-3	.333	0-0	.000	1-2-3	1.2	2	0	2	0	0	1	3	2.6	
at Duke	20	2-3	.667	2-3	.667	0-0	.000	0-0-0	1.1	1	0	1	0	0	0	6	2.8	
Pittsburgh	* 13	0-2	.000	0-2	.000	2-2	1.000	0-1-1	1.1	0	0	0	1	0	2	2	2.7	
at Virginia Tech	18	0-1	.000	0-1	.000	0-0	.000	0-0-0	1.1	2	0	0	0	1	1	0	2.6	
vs Wake Forest	14	1-1	1.000	0-0	.000	0-0	.000	0-0-0	1.0	2	0	0	0	1	0	2	2.6	
vs Virginia Tech	21	1-5	.200	1-5	.200	0-0	.000	0-1-1	1.0	1	0	0	0	0	1	3	2.6	

CAREER HIGHS

Points

Career: 9 Wake Forest, 1/12/19
 ACC: 9 Wake Forest, 1/12/19

Rebounds

Career: 4 Houston Baptist, 12/19/18
 ACC: 3 3x, last at Wake Forest, 2/26/19

Assists

Career: 4 at Florida State, 1/9/19
 ACC: 4 at Florida State, 1/9/19

Steals

Career: 2 Virginia Tech, 1/30/19
 ACC: 2 Virginia Tech, 1/30/19

Blocked Shots

Career: 1 3x, last vs. Wake Forest, 3/12/19
 ACC: 1 2x, last at Virginia Tech, 3/8/19

Field Goals

Career: 3 2x, last vs. Wake Forest, 1/12/19
 ACC: 3 Wake Forest, 1/12/19

Field-Goal Attempts

Career: 7 2x, last vs. Wake Forest, 1/12/19
 ACC: 7 2x, last vs. Wake Forest, 1/12/19

Free Throws

Career: 2 Pittsburgh, 3/8/19
 ACC: 2 Pittsburgh, 3/8/19

Free-Throw Attempts

Career: 2 2x, last vs. Pittsburgh, 3/8/19
 ACC: 2 2x, last vs. Pittsburgh, 3/8/19

3-Point Field Goals

Career: 2 5x, last at Duke, 3/2/19
 ACC: 2 3x, last at Duke, 3/2/19

3-Point Field-Goal Attempts


Career: 6 NC State, 1/3/19
 ACC: 6 NC State, 1/3/19

Minutes

Career: 27 2x, last vs. Wake Forest, 1/12/19
 ACC: 27 2x, last vs. Wake Forest, 1/12/19

MACK'S CAREER STATISTICS

Season	GP	GS	Min.	Avg.	FG	FGA	Pct.	3-Point	Free Throws	Rebounds				Scoring											
								FG	FTA	Off.	Def.	Tot.	Avg.	PF	FO	Ast.	TO	Blk	Stl	Pts.	Avg.				
2018-19	28	7	431	15.4	26	88	.295	18	65	.277	3	4	.750	6	23	29	1.0	28	0	19	14	4	12	73	2.6



1 DEJAN (DJ) VASILJEVIC

Jr. • 6-3 • 184 • Guard
Melbourne, Australia
Australian Institute of Sport

CAREER

- With 199 career 3-pointers at conclusion of 2018-19 season, he ranks eighth in career 3-point field goals made at Miami
- Also ranks sixth in 3-pointers attempted at Miami (530)

2018-19 HIGHLIGHTS

- Played in all 32 games, with 25 starts
- **Finished seventh in ACC in 3-pointers per game (2.4)**
- Hit three or more 3-pointers in 16 games
- Had big ACC Tournament, hitting 8-of-17 from 3-point range and scoring 38 points
- Scored 21 points against Wake Forest and 17 versus Virginia Tech in ACC Tournament
- Played all 40 minutes for first time in career in ACC Tournament against Virginia Tech
- Had streak of 33 consecutive games with at least one 3-pointer made snapped on Feb. 2 at Virginia (at the time, was longest active streak in ACC, third longest in program history and 20th longest in ACC history)
- Posted 21 points, including five 3-pointers, against Georgia Tech (2/23)
- Scored career-high 22 points in win over Clemson (2/13); hit his first five 3-point attempts to start the second half
- Recorded first career double-double with 15 points and 10 rebounds against Notre Dame (2/6)
- Hit season-high five 3-pointers and scored 19 points at Louisville (1/6)
- Averaged 11.7 ppg and 5.7 rpg in three games at Wooden Legacy
- Hit four 3-pointers and scored 16 points in season opener against Lehigh (11/9)

2018-19 GAME-BY-GAME

	GS	Min	FG	Pct	3FG	Pct	FT	Pct	O-D-T	Avg	PF	FO	A	TO	Blk	Stl	Pts	Avg
Lehigh	*	26	5-10	.500	4-7	.571	2-2	1.000	0-3-3	3.0	3	0	2	2	0	0	16	16.0
Stephen F. Austin	*	30	4-9	.444	4-7	.571	5-5	1.000	1-3-4	3.5	3	0	0	1	0	0	17	16.5
Bethune-Cookman	*	32	5-12	.417	4-9	.444	6-6	1.000	2-3-5	4.0	1	0	2	2	0	3	20	17.7
vs La Salle	*	28	5-8	.625	3-5	.600	2-2	1.000	0-7-7	4.8	0	0	3	2	0	0	15	17.0
vs Fresno State	*	38	4-10	.400	4-7	.571	0-0	.000	1-4-5	4.8	2	0	1	2	0	0	12	16.0
vs Seton Hall	*	34	3-8	.375	2-5	.400	0-0	.000	0-5-5	4.8	0	0	5	0	0	0	8	14.7
Rutgers	*	38	1-8	.125	1-6	.167	0-0	.000	2-1-3	4.6	3	0	0	2	0	0	3	13.0
vs Yale		28	5-12	.417	4-10	.400	3-3	1.000	1-5-6	4.8	3	0	1	1	0	1	17	13.5
at Penn	*	34	4-7	.571	2-5	.400	0-0	.000	2-1-3	4.6	3	0	0	0	0	0	10	13.1
Houston Baptist	*	34	4-12	.333	3-10	.300	2-2	1.000	1-4-5	4.6	2	0	4	0	0	0	13	13.1
Florida Atlantic	*	33	3-7	.429	3-7	.429	0-0	.000	0-5-5	4.6	0	0	3	1	0	1	9	12.7
Campbell	*	34	3-5	.600	1-3	.333	3-4	.750	1-3-4	4.6	1	0	2	3	0	0	10	12.5
NC State	*	27	1-5	.200	1-4	.250	3-4	.750	0-3-3	4.5	1	0	1	0	0	1	6	12.0
at Louisville		32	7-11	.636	5-8	.625	0-0	.000	0-4-4	4.4	3	0	0	0	0	0	19	12.5
at Florida State		29	2-6	.333	2-6	.333	0-1	.000	2-3-5	4.5	2	0	1	0	0	0	6	12.1
Wake Forest		26	5-9	.556	4-8	.500	0-0	.000	0-4-4	4.4	1	0	0	0	0	0	14	12.2
North Carolina		22	1-5	.200	1-2	.500	0-0	.000	1-2-3	4.4	1	0	0	1	0	1	3	11.6
at Syracuse	*	33	4-9	.444	3-8	.375	0-0	.000	3-5-8	4.6	1	0	1	0	0	0	11	11.6
Florida State		35	4-11	.364	1-8	.125	3-3	1.000	0-3-3	4.5	2	0	0	0	0	2	12	11.6
Virginia Tech	*	31	3-9	.333	2-7	.286	0-0	.000	0-1-1	4.3	3	0	2	0	0	0	8	11.5
at Virginia	*	16	0-3	.000	0-3	.000	0-0	.000	0-2-2	4.2	0	0	0	1	0	1	0	10.9
Notre Dame	*	34	5-14	.357	3-9	.333	2-2	1.000	2-8-10	4.5	2	0	1	2	0	2	15	11.1
at North Carolina	*	40	5-9	.556	1-5	.200	0-0	.000	0-7-7	4.6	2	0	2	2	0	0	11	11.1
Clemson	*	37	7-13	.538	5-10	.500	3-3	1.000	1-2-3	4.5	2	0	2	0	1	1	22	11.5
at Boston College	*	25	1-6	.167	0-3	.000	0-0	.000	0-1-1	4.4	1	0	0	0	0	0	2	11.2
Georgia Tech	*	32	7-15	.467	5-11	.455	2-2	1.000	2-3-5	4.4	3	0	4	2	0	1	21	11.5
at Wake Forest	*	36	4-15	.267	2-10	.200	2-2	1.000	1-5-6	4.4	2	0	0	0	0	1	12	11.6
at Duke	*	35	2-11	.182	0-4	.000	0-0	.000	2-3-5	4.5	0	0	0	1	0	1	4	11.3
Pittsburgh		36	5-14	.357	3-9	.333	0-0	.000	1-3-4	4.4	2	0	0	0	0	4	13	11.3
at Virginia Tech	*	32	4-14	.286	0-8	.000	1-1	1.000	3-3-6	4.5	0	0	0	0	0	1	9	11.3
vs Wake Forest	*	37	8-12	.667	4-7	.571	1-2	.500	2-4-6	4.5	1	0	0	1	0	1	21	11.6
vs Virginia Tech	*	40	4-13	.308	4-10	.400	5-5	1.000	2-1-3	4.5	0	0	0	1	0	0	17	11.8

SEASON/CAREER HIGHS

Points

Season: 22 Clemson, 2/13/19
 Career: 22 Clemson, 2/13/19
 ACC: 22 Clemson, 2/13/19

Rebounds

Season: 10 Notre Dame, 2/6/19
 Career: 10 Notre Dame, 2/6/19
 ACC: 10 Notre Dame, 2/6/19

Assists

Season: 5 vs. Seton Hall, 11/25/18
 Career: 5 vs. Seton Hall, 11/25/18
 ACC: 4 2x, last vs. Ga. Tech, 2/23/19

Steals

Season: 4 Pitt, 3/5/19
 Career: 4 Pitt, 3/5/19
 ACC: 4 Pitt, 3/5/19

Blocked Shots

Season: 1 Clemson, 2/13/19
 Career: 1 4x, last vs. Clemson, 2/13/19
 ACC: 1 Clemson, 2/13/19

Field Goals

Season: 8 vs. Wake Forest, 3/12/19
 Career: 8 vs. Wake Forest, 3/12/19
 ACC: 7 4x, last vs. Ga. Tech, 2/23/19

Field-Goal Attempts

Season: 15 2x, last at Wake Forest, 2/26/19
 Career: 15 2x, last at Wake Forest, 2/26/19
 ACC: 15 2x, last at Wake Forest, 2/26/19

Free Throws

Season: 6 Bethune-Cookman, 11/17/18
 Career: 6 Bethune-Cookman, 11/17/18
 ACC: 3 3x, last vs. Clemson, 2/13/19

Free-Throw Attempts

Season: 6 Bethune-Cookman, 11/17/18
 Career: 6 Bethune-Cookman, 11/17/18
 ACC: 4 NC State, 1/3/19

3-Point Field Goals

Season: 5 3x, last vs. Ga. Tech, 2/23/19
 Career: 6 2x, last at Florida St., 1/27/18
 ACC: 6 2x, last at Florida St., 1/27/18

3-Point Field-Goal Attempts

Season: 11 Georgia Tech, 2/23/19
 Career: 12 at Syracuse, 1/4/17
 ACC: 12 at Syracuse, 1/4/17

Minutes


Season: 40 2x, last vs. Va. Tech, 3/13/19
 Career: 40 2x, last vs. Va. Tech, 3/13/19
 ACC: 40 at North Carolina, 2/9/19

CAREER DOUBLE-DOUBLES (1)

15p, 10r vs. Notre Dame, 2/6/19

VASILJEVIC'S CAREER STATISTICS

Season	GP	GS	Min.	Avg.	3-Point			Free Throws			Rebounds				Scoring										
					FG	FGA	Pct.	FT	FTA	Pct.	Off.	Def.	Tot.	Avg.	PF	FO	Ast.	TO	Blk	Stl	Pts.	Avg.			
2016-17	33	0	577	17.5	65	182	.357	51	146	.349	16	20	.800	5	39	44	1.3	31	0	15	13	1	11	197	6.0
2017-18	32	20	731	22.8	104	231	.450	67	163	.411	14	16	.875	15	65	80	2.5	49	0	14	16	2	13	289	9.0
2018-19	32	25	1024	32.0	125	312	.401	81	221	.367	45	49	.918	33	111	144	4.5	50	0	37	27	1	22	376	11.8
TOTAL	97	45	2332	24.0	294	725	.406	199	530	.375	75	85	.882	53	215	268	2.8	130	0	66	56	4	46	862	8.9



21 SAM WAARDENBURG

R-So. • 6-10 • 216 • Forward
Henderson, New Zealand
Rangitoto College

2018-19 HIGHLIGHTS

- Played in all 32 games, with 11 starts
- Scored 10 points on perfect shooting (3-3 FG, 2-2 3FG, 2-2 FT) at Boston College (2/17)
- Scored 10 points in 36 minutes at Virginia (2/2)
- Recorded nine points in 30 minutes against Virginia Tech (1/30)
- Scored 13 points on 4-for-4 shooting against Florida State (1/27)
- Grabbed career-high nine rebounds and added six points and three assists in 26 minutes against Wake Forest (1/12)
- Recorded eight rebounds at Louisville (1/6)
- Scored career-high 14 points in 37 minutes at Penn (12/4)
- Averaged 7.0 ppg and 4.3 rpg in three games at Wooden Legacy
- Made first career start and scored 11 points with career-high five rebounds in career-high 28 minutes in season opener against Lehigh (11/9)

2018-19 GAME-BY-GAME

	GS	Min	FG	Pct	3FG	Pct	FT	Pct	O-D-T	Avg	PF	FO	A	TO	Blk	Stl	Pts	Avg
Lehigh	*	28	3-7	.429	1-2	.500	4-4	1.000	3-2-5	5.0	1	0	2	1	0	1	11	11.0
Stephen F. Austin	*	33	1-6	.167	0-2	.000	0-1	.000	0-4-4	4.5	3	0	5	2	0	1	2	6.5
Bethune-Cookman	*	27	4-6	.667	0-1	.000	0-1	.000	1-3-4	4.3	3	0	1	0	0	0	8	7.0
vs La Salle	*	28	4-10	.400	1-3	.333	1-2	.500	1-3-4	4.3	0	0	2	2	1	0	10	7.8
vs Fresno State	*	24	1-5	.200	0-2	.000	4-5	.800	1-3-4	4.2	2	0	0	0	0	1	6	7.4
vs Seton Hall		24	2-4	.500	0-1	.000	1-2	.500	0-5-4	4.3	1	0	0	2	0	1	5	7.0
Rutgers		17	1-7	.143	0-3	.000	0-0	.000	1-2-3	4.1	0	0	0	2	0	0	2	6.3
vs Yale		6	0-0	.000	0-0	.000	0-0	.000	0-0-0	3.6	1	0	0	0	0	0	0	5.5
at Penn	*	37	5-7	.714	2-3	.667	2-3	.667	2-1-3	3.6	2	0	0	1	0	0	14	6.4
Houston Baptist	*	24	2-3	.667	0-1	.000	2-2	1.000	1-2-3	3.5	4	0	1	1	1	1	6	6.4
Florida Atlantic	*	29	1-5	.200	1-4	.250	1-2	.500	0-2-2	3.4	1	0	1	2	0	0	4	6.2
Campbell	*	27	1-4	.250	0-1	.000	0-0	.000	0-4-4	3.4	4	0	1	2	1	1	2	5.8
NC State	*	15	0-2	.000	0-1	.000	0-0	.000	0-0-0	3.2	4	0	0	1	0	0	0	5.4
at Louisville		25	1-5	.200	0-2	.000	0-0	.000	4-4-8	3.5	2	0	1	2	0	0	2	5.1
at Florida State		14	0-0	.000	0-0	.000	4-4	1.000	0-0-0	3.3	0	0	0	0	0	0	4	5.1
Wake Forest		26	2-4	.500	1-1	1.000	1-2	.500	3-6-9	3.6	0	0	3	0	0	0	6	5.1
North Carolina		26	2-3	.667	1-2	.500	0-1	.000	1-2-3	3.6	1	0	3	1	0	0	5	5.1
at Syracuse	*	22	0-2	.000	0-1	.000	0-0	.000	1-2-3	3.6	3	0	1	5	0	0	0	4.8
Florida State		24	4-4	1.000	2-2	1.000	3-4	.750	0-2-2	3.5	4	0	1	1	0	0	13	5.3
Virginia Tech		30	2-7	.286	1-2	.500	4-4	1.000	3-3-6	3.6	2	0	3	0	0	2	9	5.5
at Virginia		36	4-9	.444	1-3	.333	1-2	.500	1-2-3	3.6	3	0	0	1	1	1	10	5.7
Notre Dame		27	1-4	.250	0-1	.000	0-0	.000	2-3-5	3.6	3	0	0	2	1	0	2	5.5
at North Carolina		19	3-3	1.000	2-2	1.000	0-0	.000	1-2-3	3.6	3	0	1	1	1	0	8	5.6
Clemson		30	1-2	.500	1-1	1.000	3-4	.750	1-1-2	3.5	2	0	0	0	1	0	6	5.6
at Boston College		28	3-3	1.000	2-2	1.000	2-2	1.000	2-3-5	3.6	4	0	2	1	1	1	10	5.8
Georgia Tech		26	1-5	.200	1-4	.250	4-5	.800	1-1-2	3.5	0	0	1	0	2	2	7	5.8
at Wake Forest		29	1-3	.333	0-2	.000	2-2	1.000	1-0-1	3.4	3	0	3	1	1	2	4	5.8
at Duke		20	2-5	.400	2-3	.667	0-0	.000	0-3-3	3.4	3	0	2	4	0	1	6	5.8
Pittsburgh		23	0-2	.000	0-1	.000	0-0	.000	0-1-1	3.3	4	0	2	2	1	0	0	5.6
at Virginia Tech		23	0-1	.000	0-1	.000	0-0	.000	1-4-5	3.4	3	0	0	1	0	0	0	5.4
vs Wake Forest		24	3-5	.600	0-0	.000	0-0	.000	2-3-5	3.5	3	0	1	0	0	1	6	5.4
vs Virginia Tech		27	1-1	1.000	0-0	.000	0-0	.000	1-5-6	3.5	2	0	1	0	0	0	2	5.3

2017-18

Opponent	P	R	A
Gard-Webb	DNP		
Navy	DNP		
Florida A&M	DNP		
vs. La Salle	7	2	0
N. Florida	9	6	1
at Minnesota	0	1	0
vs. Princeton	0	4	0
Boston U.	0	2	0
at GW	DNP		
at Hawai'i	DNP		
vs. NMSU	0	0	0
vs. MTSU	DNP		
at Pitt	DNP		
at Ga. Tech	DNP		
FSU	DNP		
at Clemson	DNP		
Duke	DNP		
at NC State	0	0	0
Louisville.	0	7	1
at FSU	5	1	0
Pittsburgh	4	4	1
at Va. Tech	3	5	0
Wake Forest	12	3	1
at BC	6	0	0
Virginia	6	0	0
Syracuse	2	4	0
at ND	6	2	0
BC	4	6	1
at UNC	3	2	4
Va. Tech	0	5	1
vs. UNC	2	3	3
Loyola	0	2	4

SEASON/CAREER HIGHS

Points

Season: 14 at Penn, 12/4/18
 Career: 14 at Penn, 12/4/18
 ACC: 13 Florida State, 1/27/19

Rebounds

Season: 9 Wake Forest, 1/12/19
 Career: 9 Wake Forest, 1/12/19
 ACC: 9 Wake Forest, 1/12/19

Assists

Season: 5 Stephen F. Austin, 11/13/18
 Career: 5 Stephen F. Austin, 11/13/18
 ACC: 4 at North Carolina, 2/27/18

Steals

Season: 2 3x, last at Wake Forest, 2/26/19
 Career: 3 at Boston College, 2/10/18
 ACC: 3 at Boston College, 2/10/18

Blocked Shots

Season: 2 Georgia Tech, 2/23/19
 Career: 2 2x, last vs. Georgia Tech, 2/23/19
 ACC: 2 Georgia Tech, 2/23/19

Field Goals

Season: 4 4x, last at Virginia, 2/2/19
 Career: 4 5x, last at Virginia, 2/2/19
 ACC: 4 2x, last at Virginia, 2/2/19

Field-Goal Attempts

Season: 10 La Salle, 11/22/18
 Career: 10 La Salle, 11/22/18
 ACC: 9 at Virginia, 2/2/19

Free Throws

Season: 4 4x, last vs. Virginia Tech, 1/30/19
 Career: 4 4x, last vs. Virginia Tech, 1/30/19
 ACC: 4 2x, last vs. Virginia Tech, 1/30/19

Free-Throw Attempts

Season: 5 vs. Fresno State, 11/23/18
 Career: 5 vs. Fresno State, 11/23/18
 ACC: 4 5x, last vs. Clemson, 2/13/19

3-Point Field Goals

Season: 2 5x, last at Duke, 3/2/19
 Career: 3 Wake Forest, 2/7/18
 ACC: 3 Wake Forest, 2/7/18

3-Point Field-Goal Attempts

Season: 4 2x, last vs. Georgia Tech, 2/23/19
 Career: 4 4x, last vs. Georgia Tech, 2/23/19
 ACC: 4 3x, last vs. Georgia Tech, 2/23/19

Minutes

Season: 37 at Penn, 12/4/18
 Career: 37 at Penn, 12/4/18
 ACC: 36 at Virginia, 2/2/19

WAARDENBURG'S CAREER STATISTICS

Season	GP	GS	Min.	Avg.	3-Point			Free Throws			[-----Rebounds-----]				Scoring										
					FG	FGA	Pct.	FT	FTA	Pct.	Off.	Def.	Tot.	Avg.	PF	FO	Ast.	TO	Blk	Stl	Pts.	Avg.			
2017-18	21	0	310	14.8	24	58	.414	14	32	.438	7	8	.875	26	33	59	2.8	31	0	17	14	9	10	69	3.3
2018-19	32	11	798	24.9	56	134	.418	19	54	.352	39	52	.750	35	78	113	3.5	71	0	38	37	11	16	170	5.3
TOTAL	53	11	1108	20.9	80	192	.417	33	86	.384	46	60	.767	61	111	172	3.2	102	0	55	51	20	26	239	4.5

TV/RADIO ROSTER



0 CHRIS LYKES
So. • G • 5-7 • 157
Mitchellville, Md.
Gonzaga College HS



1 DEJAN (DJ) VASILJEVIC
Jr. • G • 6-3 • 184
Melbourne, Australia
Australian Institute of Sport



2 WILLIE HERENTON
So. • G • 6-1 • 178
Lincolnshire, Ill.
Stevenson HS




3 ANTHONY LAWRENCE II
Sr. • G • 6-7 • 207
St. Petersburg, Fla.
Lakewood Senior HS



5 ZACH JOHNSON
R-Sr. • G • 6-2 • 192
Miami, Fla.
Florida Gulf Coast/Norland HS



10 DOMINIC PROCTOR
So. • G • 6-6 • 190
Las Vegas, Nev.
Bishop Gorman HS




13 ANTHONY MACK
R-Fr. • G • 6-6 • 214
Las Vegas, Nev.
Wyoming/Blair Academy (N.J.)



14 RODNEY MILLER JR.
Jr. • C • 7-0 • 255
Laurelton, N.Y.
Oak Hill Academy



15 EBUKA IZUNDU
Sr. • C • 6-10 • 232
Charlotte, N.C.
Victory Christian Center



21 SAM WAARDENBURG
R-So. • F • 6-10 • 216
Auckland, New Zealand
Rangitoto College



22 DENG GAK
R-Fr. • F • 6-10 • 211
Sydney, Australia
Blair Academy (N.J.)



23 KAMERON MCGUSTY
Jr. • G • 6-5 • 192
Katy, Texas
Oklahoma/Sunrise Christian Acad. (Kan.)



JIM LARRAÑAGA
Head Coach



CHRIS CAPUTO
Associate Head Coach



ALVIN "POOH" WILLIAMSON
Assistant Coach



ADAM FISHER
Assistant Coach



LAMONT FRANKLIN
Director of Operations

2018-19 MIAMI BASKETBALL ROSTER

NUMERICAL

No.	Name	Yr.	Pos.	Ht.	Wt.	Hometown/Previous School
0	Chris Lykes	So.	G	5-7	157	Mitchellville, Md./Gonzaga College HS
1	Dejan (DJ) Vasiljevic	Jr.	G	6-3	184	Melbourne, Australia/Australian Institute of Sport
2	Willie Herenton	So.	G	6-1	178	Lincolnshire, Ill./Stevenson HS
3	Anthony Lawrence II	Sr.	G	6-7	207	St. Petersburg, Fla./Lakewood Senior HS
5	Zach Johnson	R-Sr.	G	6-2	192	Miami, Fla./Florida Gulf Coast Univ./Norland HS
10	Dominic Proctor	So.	G	6-6	190	Las Vegas, Nev./Bishop Gorman HS
13	Anthony Mack	R-Fr.	G	6-6	214	Las Vegas, Nev./Wyoming/Blair Academy (N.J.)
14	Rodney Miller Jr.	Jr.	C	7-0	255	Laurelton, N.Y./Oak Hill Academy
15	Ebuka Izundu	Sr.	C	6-10	232	Charlotte, N.C./Victory Christian Center
21	Sam Waardenburg	R-So.	F	6-10	216	Auckland, New Zealand/Rangitoto College
22	Deng Gak	R-Fr.	F	6-10	211	Sydney, Australia/Blair Academy (N.J.)
23	Kameron McGusty ^A	Jr.	G	6-5	192	Katy, Texas/Oklahoma/Sunrise Christian Acad. (Kan.)

ALPHABETICAL

No.	Name	Yr.	Pos.	Ht.	Wt.	Hometown/Previous School
2	Willie Herenton	So.	G	6-1	178	Lincolnshire, Ill./Stevenson HS
22	Deng Gak	R-Fr.	F	6-10	211	Sydney, Australia/Blair Academy (N.J.)
15	Ebuka Izundu	Sr.	C	6-10	232	Charlotte, N.C./Victory Christian Center
5	Zach Johnson	R-Sr.	G	6-2	192	Miami, Fla./Florida Gulf Coast Univ./Norland HS
3	Anthony Lawrence II	Sr.	G	6-7	207	St. Petersburg, Fla./Lakewood Senior HS
0	Chris Lykes	So.	G	5-7	157	Mitchellville, Md./Gonzaga College HS
13	Anthony Mack	R-Fr.	G	6-6	214	Las Vegas, Nev./Wyoming/Blair Academy (N.J.)
23	Kameron McGusty ^A	Jr.	G	6-5	192	Katy, Texas/Oklahoma/Sunrise Christian Acad. (Kan.)
14	Rodney Miller Jr.	Jr.	C	7-0	255	Laurelton, N.Y./Oak Hill Academy
10	Dominic Proctor	So.	G	6-6	190	Las Vegas, Nev./Bishop Gorman HS
1	Dejan (DJ) Vasiljevic	Jr.	G	6-3	184	Melbourne, Australia/Australian Institute of Sport
21	Sam Waardenburg	R-So.	F	6-10	216	Auckland, New Zealand/Rangitoto College

^A sitting out 2018-19 season per NCAA transfer regulations

Head Coach: Jim Larrañaga, Providence '71, eighth season

Associate Head Coach: Chris Caputo, Westfield State (Mass.) '02, eighth season

Assistant Coach: Alvin "Pooh" Williamson, Tulsa '95, first season

Assistant Coach: Adam Fisher, Penn State '06, fourth season

Director of Operations: Lamont Franklin, UNC Wilmington '97, second season

Strength & Conditioning Coach: Casey Cathrall, Ithaca College '12, first season

Athletic Trainer: Javier Jimenez, Temple '06, third season

Associate Director of Operations: Jeff Dyer, Delaware '14, second season

PRONUNCIATION GUIDE

Gak.....	Gack
Herenton.....	HAIR-un-tun
Ebuka Izundu.....	ee-BOO-kuh ee-ZOON-du
DJ Vasiljevic	Vuh-SEE-luh-vitch
Waardenburg	WAR-dun-berg

HC Jim Larrañaga	LARE-uh-NAY-guh
AC Chris Caputo.....	Cuh-POO-toe
SC Casey Cathrall	CATH-rull
AT Javier Jimenez.....	Hah-VEE-air Him-EN-ez

ROSTER BY CLASS

Seniors (3)

Ebuka Izundu
Zach Johnson
Anthony Lawrence II

Juniors (3)

Kameron McGusty
Rodney Miller Jr.
DJ Vasiljevic

Sophomores (4)

Willie Herenton
Chris Lykes
Dominic Proctor

Sam Waardenburg

Freshmen (2)

Deng Gak
Anthony Mack

ROSTER BY STATE

2 Florida
2 Nevada
1 Illinois
1 Maryland
1 New York
1 Texas

ROSTER BY COUNTRY

8 United States
2 Australia
1 New Zealand
1 Nigeria

GEOGRAPHIC BREAKDOWN

UNITED STATES

Florida

Zach Johnson
Anthony Lawrence II

Illinois

Willie Herenton

Maryland

Chris Lykes

Nevada

Anthony Mack
Dominic Proctor

New York

Rodney Miller Jr.

Texas

Kameron McGusty

INTERNATIONAL

Australia

DJ Vasiljevic
Deng Gak

New Zealand

Sam Waardenburg

Nigeria

Ebuka Izundu

MIAMI AT THE ACC TOURNAMENT

ACC TOURNAMENT RECORDS

Won-Loss Record: 14-13
Titles: 1 (2013)
Quarterfinal Appearances: 12, 3-9
Semifinal Appearances: 3, 1-2
Championship Game Appearances: 1, 1-0
Tournament MVP Selections: 1
All-Tournament Team Selections: 7
First Team: 3 **Second Team:** 4

MIAMI COACHES IN ACC TOURNAMENT

Jim Larrañaga (2012-Present): 8-6 (.571)
 Frank Haith (2005-2011) 6-7: (.462)

LARRAÑAGA VS. ACC IN THE TOURNAMENT

Boston College 1-0 Florida State 0-1
 Georgia Tech 1-0 North Carolina 1-2
 NC State 1-1 Notre Dame 0-1
 Syracuse 1-0 Virginia 0-1
 Virginia Tech 3-0

YEAR-BY-YEAR RESULTS

2005: MCI CENTER (WASHINGTON, D.C.)
 First Round: No. 11 Virginia def. No. 6 Miami, 66-65

2006: GREENSBORO COLISEUM (N.C.)
 First Round: No. 8 Miami def. No. 9 Clemson, 66-63
 Quarterfinals: No. 1 Duke def. No. 8 Miami, 80-76

2007: ST. PETE TIMES FORUM (TAMPA, FLA.)
 First Round: No. 12 Miami def. No. 5 Maryland, 67-62
 QF: No. 4 Boston College def. No. 12 Miami, 74-71 (OT)

2008: CHARLOTTE BOBCATS ARENA (N.C.)
 First Round: No. 5 Miami def. No. 12 NC State, 63-50
 Quarterfinals: No. 4 Va. Tech def. No. 5 Miami, 63-49

2009: GEORGIA DOME (ATLANTA, GA.)
 First Round: No. 8 Va. Tech def. No. 9 Miami, 65-47

2010: GREENSBORO COLISEUM (N.C.)
 First Round: No. 12 Miami def. No. 5 Wake, 83-62
 QF: No. 12 Miami def. No. 4 Virginia Tech, 70-65
 Semifinals: No. 1 Duke def. No. 12 Miami, 77-74

2011: GREENSBORO COLISEUM (N.C.)
 First Round: No. 9 Miami def. No. 8 Virginia, 69-62 (OT)
 Quarterfinals: No. 1 UNC def. No. 9 Miami, 61-59

2012: PHILIPS ARENA (ATLANTA, GA.)
 First Round: No. 6 Miami def. No. 11 Ga. Tech, 54-36
 Quarterfinals: No. 3 Florida St. def. No. 6 Miami, 82-71

2013: GREENSBORO COLISEUM (N.C.)
 Quarterfinals: No. 1 Miami 69, No. 8 Boston College 58
 Semifinals: No. 1 Miami 81, No. 5 NC State 71
 Finals: No. 1 Miami 87, No. 3 North Carolina 77

2014: GREENSBORO COLISEUM (N.C.)
 First Round: No. 10 Miami 57, No. 15 Virginia Tech 53
 Second Round: No. 7 NC State 67, No. 10 Miami 58

2015: GREENSBORO COLISEUM (N.C.)
 Second Round: No. 6 Miami 59, No. 14 Va. Tech 49
 Quarterfinals: No. 3 Notre Dame 70, No. 6 Miami 63

2016: VERIZON CENTER (WASHINGTON, D.C.)
 Quarterfinals: No. 3 Miami 88, No. 6 Virginia Tech 82
 Semifinals: No. 2 Virginia 73, No. 3 Miami 68

2017: BARCLAYS CENTER (BROOKLYN, N.Y.)
 Second Round: No. 9 Miami 62, No. 8 Syracuse 57
 Quarterfinals: No. 1 UNC 78, No. 9 Miami 53

2018: BARCLAYS CENTER (BROOKLYN, N.Y.)
 Quarterfinals: No. 6 UNC 82, No. 3 Miami 65

MIAMI IN ACC TOURNAMENT

Competing in its 15th ACC Tournament, Miami is 14-13 all-time in the event.
 The Canes are the No. 12 seed for the third time (2007, 2010). In 2010 as the 12-seed, UM upset the No. 4 and 5 seeds en route to a semifinal appearance.
 UM is 1-1 in games played in Charlotte.
 In head coach Jim Larrañaga's first seven seasons, Miami went 8-6 in the ACC Tournament, winning at least one game in each of the first six seasons.
 UM has won at least one game in the tournament in 11 of 14 seasons.

2013 ACC TOURNAMENT CHAMPIONS

Miami won the ACC Tournament in 2013, defeating North Carolina, 87-77, in the championship game, for the Canes' first ACC title. UM also finished the 2013 regular-season atop the standings.
 Since Miami joined the ACC in 2004-05, four teams have won both the regular season and tournament titles in the same year – Miami (2013), Duke (2006, '09), Virginia (2014, '18) and North Carolina (2007, '08 and '16).

IF MIAMI ADVANCES ...

MIAMI-VIRGINIA TECH SERIES
 Miami leads the series with Virginia Tech, 22-16.
 The Canes have won nine of the last 13 matchups, although the Hokies captured both regular-season games this year.
 Virginia Tech downed Miami, 82-70, on Jan. 30 in Coral Gables and 84-70 last Friday in Blacksburg.
 Jim Larrañaga is 12-6 against Virginia Tech in his career.

MARCH 8: VA. TECH 84, MIAMI 70

Miami lost at No. 15 Virginia Tech, 84-70, Friday evening in the regular-season finale. Chris Lykes led Miami with 16 points and a career-high nine assists.
 Anthony Lawrence recorded 15 points and 11 rebounds.
 Miami shot 45.8 percent (27-of-59) from the field, including 6-of-29 from 3-point range. Virginia Tech was hot from behind the arc, nailing 14-of-26 attempts. The Hokies shot 49 percent from the field.
 Miami hit seven of its first eight shots in bolting to an early 16-8 advantage. From there, the Hokies tightened the clamps on defense, holding the Hurricanes to two field goals over the next 13 minutes while out-scoring UM 35-8 for a 43-24 lead.

JAN. 30: VA. TECH 82, MIAMI 70

Miami fell to No. 12 Virginia Tech, 82-70, on Jan. 30 at the Watsco Center. Chris Lykes led Miami with 19 points and four assists.
 Anthony Lawrence II added 15 points and nine rebounds. Miami shot 23-of-56 (41.1 percent) from the field, while the Hokies were 30-of-51 (58.5 percent). The Canes were 12-of-33 (36.4 percent) from long range, while Virginia Tech finished 9-of-19 (47.4 percent) from beyond the arc.
 The Hokies were led by Nickeil Alexander-Walker with 25 points, six steals and five assists.
 In a back and forth opening half, the Canes grabbed an 18-15 lead with 8:35 to play on a Lawrence 3-pointer. The Hokies countered with a 10-0 run over the next 3:17 and took a 34-27 lead into the locker room, a lead they would not relinquish.



BY ROUND	W	L	BY MIAMI'S SEED	W	L
Finals	1	0	No. 1	3	0
Semifinals	1	2	No. 3	1	2
Quarterfinals	3	8	No. 5	1	1
Second Round	2	1	No. 6	2	3
First Round	7	2	No. 8	1	1
All-Time	14	13	No. 9	2	3
			No. 10	1	1
			No. 12	3	2

BY OPPONENT	W	L	BY OPP. SEED	W	L
Boston College	1	1	No. 1	0	4
Clemson	1	0	No. 2	0	1
Duke	0	2	No. 3	1	2
Florida State	0	1	No. 4	1	2
Georgia Tech	1	0	No. 5	3	0
Maryland	1	0	No. 6	1	2
North Carolina	1	3	No. 7	0	1
NC State	2	1	No. 8	3	1
Notre Dame	0	1	No. 9	1	0
Syracuse	1	0	No. 11	1	0
Virginia	1	2	No. 12	1	0
Virginia Tech	4	2	No. 13	0	0
Wake Forest	1	0	No. 14	1	0
			No. 15	1	0

CAREER STATISTICS VS. VIRGINIA TECH

	GP-S	PPG	RPG	APG	BPG	SPG
Herenton	1-0	0.0	0.0	0.0	0.0	0.0
Izundu	8-3	4.9	1.8	0.5	0.4	0.4
Johnson	2-2	12.0	2.0	1.5	1.0	1.5
Lawrence	8-3	11.8	6.2	1.7	0.8	0.8
Lykes	4-3	14.0	1.5	5.0	0.0	1.8
Mack	2-0	2.5	0.0	1.0	0.5	1.5
Vasiljevic	6-3	10.2	1.8	0.5	0.0	0.3
Waardenburg	4-0	3.0	5.3	1.0	0.5	0.5

MIAMI'S ACC TOURNAMENT RECORDS

MIAMI TEAM RECORDS

POINTS SCORED

88 vs. Virginia Tech 3/10/16

FIELD GOALS MADE

30 vs. Virginia Tech 3/10/16

30 vs. North Carolina 3/17/13

30 vs. Wake Forest 3/11/10

FIELD GOAL ATTEMPTS

64 vs. Florida State 3/9/12

64 vs. Virginia 3/10/11

64 vs. Virginia 3/10/05

FIELD GOAL PERCENTAGE

.566 (30-53) vs. Virginia Tech 3/10/16

3-POINT FIELD GOALS MADE

12 vs. North Carolina 3/17/13

3-POINT FIELD GOALS ATTEMPTED

29 vs. Virginia 3/10/11

3-POINT FIELD GOAL PERCENTAGE

.545 (12-22) vs. North Carolina 3/17/13

FREE THROWS MADE

26 vs. NC State 3/13/08

FREE THROWS ATTEMPTED

30 vs. NC State 3/13/08

30 vs. NC State 3/16/13

FREE-THROW PERCENTAGE

1.000 (6-6) vs. Boston College 3/9/07

.867 (26-30) vs. NC State 3/13/08

REBOUNDS

47 vs. Virginia 3/10/05

ASSISTS

18 vs. Virginia Tech 3/10/16

STEALS

12 vs. North Carolina 3/11/11

BLOCKED SHOTS

7 vs. Maryland 3/8/07

MIAMI INDIVIDUAL GAME RECORDS

POINTS SCORED

32 Durand Scott vs. NC State 3/16/13

FIELD GOALS MADE

12 Durand Scott vs. NC State 3/16/13

FIELD GOAL ATTEMPTS

19 Guillermo Diaz vs. Duke 3/10/06

FIELD GOAL PERCENTAGE, MIN. 6 MADE

1.000 (6-6) Reggie Johnson vs. Wake Forest 3/11/10

3-POINT FIELD GOALS MADE

6 Trey McKinney Jones vs. UNC 3/17/13

3-POINT FIELD GOALS ATTEMPTED

11 Adrian Thomas vs. North Carolina 3/11/11

11 Malcolm Grant vs. Virginia 3/10/11

11 Jack McClinton vs. Virginia Tech 3/14/08

3-POINT FIELD GOAL PERCENTAGE, MIN. 4 MADE

.667 (6-9) Trey McKinney Jones vs. UNC 3/17/13

FREE THROWS MADE

10 Anthony King vs. Duke 3/10/06

10 Guillermo Diaz vs. Virginia 3/10/05

FREE THROWS ATTEMPTED

12 Anthony King vs. Duke 3/10/06

12 Guillermo Diaz vs. Virginia 3/10/05

FREE-THROW PERCENTAGE, MIN. 6 MADE

1.000 (8-8) Shane Larkin vs. North Carolina 3/17/13

1.000 (8-8) James Dews vs. NC State 3/13/08

REBOUNDS

14 Anthony King vs. Virginia 3/10/05

ASSISTS

9 Angel Rodriguez vs. Virginia Tech 3/10/16

STEALS

5 Jack McClinton vs. NC State 3/13/08

BLOCKED SHOTS

5 Jimmy Graham vs. Maryland 3/8/07

OPPONENT TEAM RECORDS

POINTS SCORED

82 North Carolina 3/8/18

82 Virginia Tech 3/10/16

82 Florida State 3/9/12

FIELD GOALS MADE

29 North Carolina 3/8/18

FIELD GOAL ATTEMPTS

71 North Carolina 3/8/18

FIELD GOAL PERCENTAGE

.528 (28-53) North Carolina 3/9/17

3-POINT FIELD GOALS MADE

13 North Carolina 3/17/13

3-POINT FIELD GOALS ATTEMPTED

32 Duke 3/10/06

3-POINT FIELD GOAL PERCENTAGE

.563 (9-16) Florida State 3/9/12

FREE THROWS MADE

28 Virginia Tech 3/10/16

FREE THROWS ATTEMPTED

32 Florida State 3/9/12

FREE-THROW PERCENTAGE

.909 (10-11) North Carolina 3/17/13

REBOUNDS

52 North Carolina 3/8/18

ASSISTS

21 North Carolina 3/9/17

STEALS

13 Virginia Tech 3/12/10

BLOCKED SHOTS

8 North Carolina 3/8/18

8 Florida State 3/9/12

OPPONENT INDIVIDUAL GAME RECORDS

POINTS SCORED

32 Tyrese Rice (Boston College) 3/9/07

32 J.R. Reynolds (Virginia) 3/10/05

FIELD GOALS MADE

10 J.R. Reynolds (Virginia) 3/10/05

FIELD GOAL ATTEMPTS

18 T.J. Warren (NC State) 3/13/14

FIELD GOAL PERCENTAGE, MIN. 5 MADE

.750 (9-12) Theo Pinson (North Carolina) 3/8/18

.750 (6-8) T.J. Warren (North Carolina) 3/16/13

3-POINT FIELD GOALS MADE

6 P.J. Hairston (North Carolina) 3/17/13

6 Scott Wood (NC State) 3/16/13

6 Tyrese Rice (Boston College) 3/9/07

3-POINT FIELD GOALS ATTEMPTED

13 P.J. Hairston (North Carolina) 3/17/13

3-POINT FIELD GOAL PERCENTAGE, MIN. 4 MADE

.800 (4-5) Michael Snaer (Florida State) 3/9/12

.800 (4-5) Malcolm Delaney (Virginia Tech) 3/14/08

FREE THROWS MADE

14 Malcolm Delaney (Virginia Tech) 3/12/09

FREE THROWS ATTEMPTED

15 Malcolm Delaney (Virginia Tech) 3/12/09

15 J.J. Hickson (NC State) 3/13/08

FREE-THROW PERCENTAGE, MIN. 6 MADE

1.000 (8-8) Luke Loucks (Florida State) 3/9/12

REBOUNDS

14 J.J. Hickson (NC State) 3/13/08

14 Akin Akingbala (Clemson) 3/9/06

ASSISTS

10 Kendall Marshall (North Carolina) 3/11/11

STEALS

4 Lorenzo Brown (NC State) 3/16/13

4 Joe Harris (Virginia) 3/10/11

4 Malcolm Delaney (Virginia Tech) 3/12/10

BLOCKED SHOTS

5 Daniel Miller (Georgia Tech) 3/8/12

5 John Henson (North Carolina) 3/11/11

5 Shelden Williams (Duke) 3/10/06

MIAMI INDIVIDUAL CAREER

POINTS SCORED (GAMES)

124 Durand Scott (9) 2010, 2011, 2012, 2013

FIELD GOALS MADE

49 Durand Scott (9) 2010, 2011, 2012, 2013

FIELD GOAL ATTEMPTS

97 Durand Scott (9) 2010, 2011, 2012, 2013

FIELD GOAL PERCENTAGE, MIN. 20 MADE

.684 (26-38) Julian Gamble (9) 2009, '10, '11, '13

3-POINT FIELD GOALS MADE

17 Malcolm Grant (7) 2010, 2011, 2012

3-POINT FIELD GOALS ATTEMPTED

42 Rion Brown (9) 2011, 2012, 2013, 2014

3-POINT FIELD GOAL PERCENTAGE, MIN. 9 MADE

.441 (15-34) Davon Reed (8) 2014, 2015, 2016, 2017

FREE THROWS MADE

25 Malcolm Grant (7) 2010, 2011, 2012

FREE THROWS ATTEMPTED

36 Reggie Johnson (10) 2010, 2011, 2012, 2013

FREE-THROW PERCENTAGE, MIN. 15 MADE

.941 (16-17) Jack McClinton (5) 2007, 2008, 2009

REBOUNDS

65 Reggie Johnson (10) 2010, 2011, 2012, 2013

ASSISTS

27 Malcolm Grant (7) 2010, 2011, 2012

STEALS

13 Durand Scott (9) 2010, 2011, 2012, 2013

BLOCKED SHOTS

12 Jimmy Graham (7) 2006, 2007, 2008, 2009