



# MIAMI BASKETBALL

## THE BASICS

**Date/Time:** Wednesday, Jan. 9, 2019/9 p.m.  
**Location:** Tallahassee, Fla./Donald L. Tucker Center (11,500)  
**Television:** RSN; **Online:** WatchESPN  
*PxP: Jason Knapp, Color: Brian Oliver*  
**Radio:** WQAM 560-AM (PxP: Joe Zagacki)  
**Satellite Radio:** Sirius 135, XM 193, XM Internet 955  
**Series vs. FSU:** Miami trails, 46-35  
**Road:** 8-30 | **Home:** 27-14 | **Neutral:** 0-2

## 2018-19 SCHEDULE/RESULTS

OPPONENT	TV	TIME/SCORE
<b>OCTOBER</b>		
30 BARRY (EXHIBITION)	ACCNE	W, 91-61
<b>NOVEMBER (5-2)</b>		
9 LEHIGH	ACCNE	W, 83-62
13 STEPHEN F. AUSTIN	ESPNU	W, 96-58
17 BETHUNE-COOKMAN	ACCNE	W, 78-70
22 vs. La Salle <sup>1</sup>	ESPNU	W, 85-49
23 vs. Fresno State <sup>1</sup>	ESPN2	W, 78-76
25 vs. Seton Hall <sup>1</sup>	ESPN2	L, 81-83
28 RUTGERS <sup>2</sup>	ESPNU	L, 54-57
<b>DECEMBER (3-2)</b>		
1 vs. Yale <sup>3</sup>	ESPN3	L, 73-77
4 at Penn	ESPN+	L, 75-89
19 HOUSTON BAPTIST	ACCNE	W, 80-73
22 FLORIDA ATLANTIC	ACCNE	W, 75-55
29 CAMPBELL	RSN	W, 73-62
<b>JANUARY (0-2)</b>		
3 No. 18/19 NC STATE	ESPNU	L, 82-87
6 at Louisville	ESPNU	L, 73-90
9 at No. 13/13 Florida State	RSN	9 p.m.
12 WAKE FOREST	RSN	2 p.m.
19 NORTH CAROLINA	ESPN/2	Noon
24 at Syracuse	Raycom	8 p.m.
27 FLORIDA STATE	ESPNU	6 p.m.
30 VIRGINIA TECH	ESPN2/U	7 p.m.
<b>FEBRUARY</b>		
2 at Virginia	Raycom	2 p.m.
6 NOTRE DAME	ESPN2/U	7 p.m.
9 at North Carolina	Raycom	Noon
13 CLEMSON	ESPN2/U	7 p.m.
17 at Boston College	ESPNU	6 p.m.
23 GEORGIA TECH	RSN	2 p.m.
26 at Wake Forest	RSN	7 p.m.
<b>MARCH</b>		
2 at Duke	CBS	4 p.m.
5 PITTSBURGH	Raycom	8 p.m.
8 at Virginia Tech	ESPN2	7 p.m.
12-16 ACC Tournament <sup>4</sup>	ESPN/Raycom	

**BOLD CAPS** denotes home games at Watsco Center, Coral Gables, Fla.

**##/##** denotes Miami's AP/USA TODAY ranking

\* ACC game

<sup>1</sup> Wooden Legacy, Fullerton, Calif.; <sup>2</sup> ACC/Big Ten Challenge

<sup>3</sup> Hoophall Miami Invitational, American Airlines Arena (Miami, Fla.)

<sup>4</sup> Spectrum Center, Charlotte, N.C.

All times Eastern and subject to change

## ATHLETICS COMMUNICATIONS

**Assistant AD for Communications & Content:**

Andy Fledderjohann (MBB Contact)

Email: afledderjohann@miami.edu

Cell Phone: 434-906-0075

Twitter/Instagram/Facebook: @CanesHoops

GAME 15 • JAN. 9, 2019 • 9 P.M. • TALLAHASSEE, FLA.



## MIAMI HURRICANES (8-6, 0-2 ACC)

**Head Coach:** Jim Larrañaga (Providence, '71)

**Record at UM:** 169-85 (8th season), **Career Record:** 639-419 (35th season)

VS



## 13/13 FLORIDA STATE SEMINOLES (12-2, 0-1 ACC)

**Head Coach:** Leonard Hamilton (Tennessee-Martin, '71)

**Record at FSU:** 317-210 (17th season), **Career Record:** 517-420 (31st season)

## THINGS TO KNOW

- Miami is the only team among basketball's six power conferences with five players averaging at least 11.5 ppg apiece.
- UM has led at the half in each of its last five games.
- UM averages 9.0 3-pointers per game (third in ACC).
- Zach Johnson is one of nine players nationally with 1,500 career points and 350 assists.
- DJ Vasiljevic has hit at least one 3-pointer in 27 straight games – the longest current streak in the ACC.
- Chris Lykes is eighth in the ACC in scoring (17.5) and has upped his scoring by 7.9 ppg from last year.
- Anthony Lawrence II averaged 10.5 ppg and 8.5 rpg last season in two games against Florida State.
- Ebuka Izundu is fourth in the ACC in rebounding (9.4) and sixth in blocks (1.92).
- As a team Miami ranks 12th nationally in fewest fouls per game (14.9).
- Junior forward Dewan Hernandez has been withheld from competition thus far as the University and NCAA review his eligibility.

## MIAMI-FLORIDA STATE SERIES

Miami trails the series with Florida State, 46-35, and is 8-30 all-time in Tallahassee. Three of the wins at FSU have come under Jim Larrañaga.

The teams each won at home last season.

Miami prevailed, 80-74, on Jan. 7 in Coral Gables, but FSU countered by winning a 103-94 overtime thriller on Jan. 27 in Tallahassee.

Jim Larrañaga is 8-7 against Florida State in his career, with each of the games coming while at UM.

## SECOND RANKED Foe OF SEASON

Miami is facing its second top-25 opponent this season. UM lost its first matchup with a ranked team, 87-82, to then-No. 18 NC State last Thursday.

The Canes are 19-36 against ranked foes under Jim Larrañaga.

UM is 56-152 all-time against top-25 teams, including 29-67 in ACC play.

## HITTING THE ROAD

Under Jim Larrañaga, Miami is 48-38 in true road games, including 31-32 in ACC play.

Miami's total of 31 road wins in conference play since the 2011-12 season ranks fourth behind Virginia (39), North Carolina (39) and Duke (37).

Miami is 2-4 away from home this season (road and neutral). The Canes were 11-7 (8-4 road/3-2 neutral) away from home last season, while UM was at or above .500 away from home in five of Larrañaga's first seven years at the helm.

## CHALLENGING ACC SLATE LOOMS

Miami's ACC schedule is not for the faint of heart.

Nine of UM's 18 conference games pit the Canes against teams currently ranked in the AP Top 20.

Miami and Wake Forest each play a league-high nine games against ACC teams that currently are ranked in the top 20.

The Canes' challenging conference schedule includes 11 games against teams that competed in the 2018 NCAA Tournament, including home-and-homes with Florida State, North Carolina and Virginia Tech, all of which are currently ranked in the top 15.

## THE MAGNIFICENT SEVEN

Miami has primarily played with a rotation of seven to eight players. UM currently has seven scholarship student-athletes available.

Chris Lykes (33.1, 7th), Anthony Lawrence (32.6, 10th), DJ Vasiljevic (32.0, 16th) and Zach Johnson (30.2, 24th) rank among the ACC's top 25 in minutes played.

The rotation was shortened to seven when Deng Gak went down with a season-ending injury on Dec. 1.

## BALANCE ON OFFENSE

Five Miami players are averaging at least 11.7 points per game apiece.

The Canes are the lone team among basketball's six power conferences with five players averaging 11.7 or more points per game.

The five: Chris Lykes (17.5), Zach Johnson (14.3), Anthony Lawrence (12.5), DJ Vasiljevic (12.5) and Ebuka Izundu (11.7).

## PROJECTED STARTING LINEUP

Pos. No.	Name	Yr.	Ht.	Wt.	PPG	RPG	APG	Of Note
G 0	Chris Lykes	So.	5-7	157	17.5	2.6	3.6	Eighth in ACC in scoring this season
G 1	Dejan (DJ) Vasiljevic	Jr.	6-3	184	12.5	4.4	1.7	Third in ACC in 3-pointers per game (2.9/game)
G 3	Anthony Lawrence II	Sr.	6-7	207	12.5	5.9	2.9	Has played in team-high 55 career ACC games
C 15	Ebuka Izundu	Sr.	6-10	232	11.7	9.4	1.8*	Has five double-doubles this season
F 21	Sam Waardenburg	R-So.	6-10	216	5.1	3.5	1.0	Career-high 14 points at Penn
<b>RESERVES</b>								
G 2	Willie Herenton	So.	6-1	178	1.0	0.0	0.0	Walk-on; scored five points off bench vs. La Salle
G 5	Zach Johnson	R-Sr.	6-2	192	14.3	2.9	2.4	1 of 9 active players nationally w/1,500 pts/350 ast
G 10	Dominic Proctor	So.	6-6	180	0.0	0.0	0.0	Joined team as walk-on for 2018-19 season
G 13	Anthony Mack	R-Fr.	6-6	214	3.0	1.2	0.7	Has scored 25 points in last five games
F 20	Dewan Hernandez	Jr.	6-11	235	–	–	–	Team's top returning scorer, rebounder from '17-18

\*Blocks per game

## BROADCAST BULLET POINTS



### 0 CHRIS LYKES

So. • 5-7 • 157 • Guard  
Mitchellville, Md. • Gonzaga College HS

**2018-19: 17.5 ppg, 2.6 rpg, 3.6 apg, 1.6 spg**

- Eighth in ACC in scoring this year
- Has fourth-highest scoring increase in ACC this season (+7.9)
- Averaged team-high 12.8 points per game in the 2017-18 season's final 12 games following Bruce Brown Jr.'s foot injury
- Averaged 11.9 ppg in ACC play last year (second on team)
- Had offseason surgery on right shoulder



### 1 DJ VASILJEVIC

Jr. • 6-3 • 184 • Guard  
Melbourne, Australia • Australian Institute of Sport

**2018-19: 12.5 ppg, 4.4 rpg**

- Second in ACC in 3FG (2.9/game), seventh in 3FG% (44.1%)
- Led ACC in 3-point shooting last season (41.1%)
- Named to All-ACC Academic Team last season
- Named top Australian junior in college basketball by FOX Sports Australia
- Lost 20 lbs during offseason; also had offseason foot surgery



### 2 WILLIE HERENTON

So. • 6-1 • 178 • Guard  
Lincolnshire, Ill. • Stevenson HS

**2018-19: 1.0 ppg, 0.0 rpg**

- Walk-on for 2018-19 season; finished as one of top scorers in Stevenson HS history despite playing one year as full-time starter
- Home schooled until high school
- Brother Rodney is junior on Stanford basketball team
- Parents, Rodney and Andrea, both attended Harvard



### 3 ANTHONY LAWRENCE II

Sr. • 6-7 • 207 • Guard  
St. Petersburg, Fla. • Lakewood Senior HS

**2018-19: 12.5 ppg, 5.9 rpg, 2.9 apg, 1.6 spg**

- Has played in 112 career games (team-high 55 ACC games)
- Averaged 8.8 points, 6.5 rebounds and 2.3 assists per game last season (all career highs)
- Was point guard in high school
- Father, Anthony Sr., played at Miami from 1991-94



### 5 ZACH JOHNSON

R-Sr. • 6-2 • 192 • Guard  
Miami, Fla. • Florida Gulf Coast • Norland HS

**2018-19: 14.3 ppg, 2.9 rpg, 2.4 apg**

- Graduate transfer from Florida Gulf Coast
- 1 of 9 active players nationally w/1,500 pts and 350 assists
- Has scored 1,544 points and played in 117 career games (both team highs); FGCU's fourth all-time leading scorer
- First-Team All-A-Sun pick last season (16.1 ppg, 3.3 rpg, 3.0 apg)
- Earned bachelor's degree in legal studies from FGCU




### 10 DOMINIC PROCTOR

So. • 6-6 • 180 • Guard  
Las Vegas, Nev. • Bishop Gorman HS

**2018-19: 0.0 ppg, 0.0 rpg**

- Walked on for 2018-19 season
- Was 14th-ranked player in Nevada in 2017 per 24/7 Sports
- Father (Michael) played basketball at Cornell



### 13 ANTHONY MACK

R-Fr. • 6-6 • 214 • Guard  
Las Vegas, Nev. • Wyoming • Blair Academy (N.J.)

**2018-19: 3.0 ppg, 1.2 rpg**

- Transfer from University of Wyoming; granted waiver for immediate eligibility for this season; sharp-shooter from 3-point range
- Averaging 20.0 mins and 5.0 ppg in last five games (total of five points in 33 minutes in team's first nine games)
- High school teammates with Deng Gak at Blair Academy (N.J.)



### 14 RODNEY MILLER JR.

Jr. • 7-0 • 255 • Center  
Laurelton, N.Y. • Oak Hill Academy

**2018-19: has not played**

- Redshirting 2018-19 season
- Lost 25 pounds during the offseason
- Has played in 30 career games




### 15 EBUKA IZUNDU

Sr. • 6-10 • 232 • Center  
Nigeria/Charlotte, N.C. • Victory Christian Center

**2018-19: 11.7 ppg, 9.4 rpg, 1.8 bpg**

- Fourth in ACC in rebounds, T3rd in double-doubles (5)
- Played in all 32 games last year, including two starts
- Last season: 5.0 ppg and 3.8 rpg per game; shot 69.2%
- Named to ACC Academic Honor Roll for first time last year
- Moved to U.S in 2013 at age 17; grew up playing soccer, then started playing basketball in 2011



### 20 DEWAN HERNANDEZ

Jr. • 6-11 • 235 • Forward  
Miami, Fla. • Norland HS

**2018-19: has not played**

- Legally changed last name from Huell to Hernandez in October to honor his mother, Christina
- Named to 2019 Kareem Abdul-Jabbar Award Watch List
- Averaged 11.4 ppg and 6.6 rpg last season and was only Miami player to start all 32 games
- 2016 McDonald's HS All-American; entered name in NBA Draft process last season but withdrew prior to deadline



### 21 SAM WAARDENBURG

R-So. • 6-10 • 216 • Forward  
Auckland, New Zealand • Rangitoto College

**2018-19: 5.1 ppg, 3.5 rpg**

- Started 10 games; averaging 24.6 minutes per game
- Played in 21 games off bench, including each of last 15 contests, last season (averaged 3.3 ppg and 2.8 rpg)
- Averaged 16.7 minutes per game in conference play
- Shot 43.8 percent (14-32) from 3-point range last year



### 22 DENG GAK

R-Fr. • 6-10 • 211 • Forward  
Sydney, Australia • Blair Academy (N.J.)

**2018-19: 2.5 ppg, 4.1 rpg, 1.1 bpg (8 games)**

- Out for season (left knee injury suffered Dec. 1 vs. Yale)
- Redshirted 2017-18 season and has put on about 20 pounds since he arrived at UM
- Brother, Gorjok, is junior center at Florida



### 23 KAMERON MCGUSTY

Jr. • 6-5 • 192 • Guard  
Katy, Texas • Oklahoma • Sunrise Christian Academy (Kansas)

**2018-19: Redshirt Season**

- Sitting out 2018-19 season per NCAA transfer regulations
- 9.4 ppg, 2.0 rpg in 63 career games (25 starts) at Oklahoma
- Was Big 12 All-Freshman Team selection in 2017
- Father, Kerol, played college basketball at Stephen F. Austin

## LAST MEETING: FSU 103, UM 94 (OT)

Despite hitting a school-record 17 3-pointers and rallying to send the game to overtime, Miami fell at FSU, 103-94, on Jan. 27, 2018, in Tallahassee.

Miami shot 50 percent from 3-point range, but Florida State hit on a blistering 60 percent of its attempts from the field and also nailed 28-of-39 free throws. UM shot 50 percent overall (34-68).

Lonnie Walker IV scored 23 points to lead Miami, while DJ Vasiljevic matched a career high with 20, including six 3-pointers. Anthony Lawrence II added 19 points, also tying a career best.

FSU scored the first seven points of overtime and put six players in double figures, led by Phil Cofer with 21 points

## JOHNSON IN ELITE 1,500/350 CLUB

Zach Johnson is one of nine active players nationally to score 1,500 career points and rack up 350 career assists.

Johnson has scored 1,544 career points (1,344 at Florida Gulf Coast, 200 at UM) and owns 354 career assists (321 at FGCU, 33 at UM).

Johnson ranks 33rd nationally in career scoring and 41st in assists among active Division I players.

He has scored at least 19 points in each of the last three games is averaging 14.3 ppg this season.

## LYKES PACES OFFENSE

Chris Lykes is averaging 17.5 ppg and ranks eighth in the ACC in scoring. He scored a career-high 28 points in the ACC opener against NC State.

He owns five 20-point games this season, which is seventh most among ACC players. He has upped his scoring average by 7.9 ppg from his freshman season, marking the second largest increase among ACC players (UL's Jordan Nwora, +12.1).

With three straight 20-point games to start the season, Lykes was the first UM player to record three straight 20-point efforts since Shane Larkin did so against BC, NC State and UNC in winning the 2013 ACC Tournament.

## IZUNDU: THE DOUBLE-DOUBLE MACHINE

Ebuka Izundu has stepped into a starting role this season and averaged 11.7 ppg and a team-high 9.4 rebounds per game (5.0 ppg, 3.8 rpg last season).

Izundu has produced five double-doubles.

He leads the conference in offensive rebounds (3.71/game), ranks fourth overall in rebounds (9.4) and is sixth in blocks (1.79/game).

With 22 points and 19 rebounds against SFA, he fell one rebound shy of the first 20-rebound performance by a UM player since Reggie Johnson's 20-rebound effort against FAU on March 16, 2011.

## VASILJEVIC AMONG ACC 3-PT LEADERS

DJ Vasiljevic is 41-for-93 (44.1%) from 3-point range and averaging 12.5 ppg. He is tied with UVA's Kyle Guy for the ACC lead in 3-pointers made and ranks second in 3-pointers per game (2.93) and seventh in 3-point field goal percentage.

He has hit at least one 3-pointer in 27 consecutive games (longest current streak in ACC). It is tied for the fifth-longest streak at UM with Davon Reed (2016-17).

Vasiljevic led the ACC in 3-point field goal percentage last season (41.1%), becoming the fifth Hurricane to top the conference in 3-point shooting (first since Malcolm Grant in 2011).

## MACK PROVIDING VALUABLE MINUTES

Anthony Mack has given Miami valuable minutes off the bench in the last five games, averaging 20.0 minutes and 5.0 points per game. He played a season-high 27 minutes against NC State and made his first career start at Louisville.

Mack recorded six points and four boards in 17 minutes against HBU and followed it up with eight points in a season-high 21 minutes against FAU.

He scored five total points in 33 minutes while playing in five of UM's first nine games.

## NOTING THE LOUISVILLE GAME

- Miami has started 0-2 in the ACC for the first time.
- Miami led at the half for the ninth time in 14 games and dropped to 6-3 when holding a halftime edge.
- Louisville's 90 points are a season high for a Miami opponent (Penn, 89).
- Louisville hit 13 3-pointers, matching a season high for a Miami opponent (Penn).
- Miami recorded a season-low seven assists (previous low was 10 at Penn).
- DJ Vasiljevic hit a season-high five 3-pointers, going 5-of-8. He has connected on at least one shot from long range in 27 straight games, which is the longest current streak among ACC players.
- It also is tied with Davon Reed (2016-17) for the fifth-longest streak in program history.
- It was Vasiljevic's ninth game this season with at least three 3-pointers.
- Zach Johnson scored 19 points and has recorded 1,544 career points (1,344 at Florida Gulf Coast, 200 at Miami).
- With 18 points, Chris Lykes scored 16 or more points for the 10th time in 14 games.
- Ebuka Izundu (10 rebounds) recorded his sixth game of 10-plus rebounds this season.
- Sam Waardenburg set a career high with eight rebounds. He is previous high was seven, set on Jan. 24, 2018, at home against Louisville.
- Anthony Mack made his first career start.
- Willie Herenton appeared in his first ACC game, playing the final 1:01 of the first half.

## OFFENSE CONTINUES TO HIT 70 POINTS

Miami has eclipsed the 70-point plateau in 13 of 14 games this season. The Canes are 8-5 in those games this year.

UM went 16-3 when scoring 70-plus points last season. The Canes are 113-20 when scoring 70 or more points under Larrañaga and 48-4 when breaking the 80-point barrier.

## CANES LOOK TO BUILD ON ACC SUCCESS

Miami has scored 10 or more league victories in five of Jim Larrañaga's first seven years, including four straight seasons.

The Canes join Virginia, Duke and UNC as the lone teams to win 10 or more ACC games each of the last four years.

Prior to Larrañaga's arrival, Miami never had won 10 ACC games in a season.

Miami finished with 11 ACC wins last season, its third-most conference wins since joining the league in 2004-05.

## CAREER STATISTICS VS. FLORIDA STATE

	GP-S	PPG	RPG	APG	BPG	SPG
Hernandez	4-2	10.0	4.3	0.3	1.0	0.8
Izundu	5-0	1.2	0.8	0.0	0.3	0.3
Johnson*	1-0	17.0	4.0	6.0	0.0	2.0
Lawrence II	6-4	4.7	3.5	1.0	0.2	0.5
Lykes	2-0	9.0	0.5	3.5	0.0	0.5
Vasiljevic	4-0	10.0	2.3	1.0	0.0	0.5
Waardenburg	1-0	5.0	1.0	0.0	0.0	0.0

\*at Florida Gulf Coast (2017 NCAA Tournament)

## GAK OUT FOR SEASON

Redshirt freshman forward Deng Gak will miss the remainder of the season after suffering a left-knee injury on Dec. 1 against Yale.

He had surgery Dec. 18 to repair the injured knee.

He averaged 2.5 ppg and 4.1 rpg in eight games.

He made his first career start against Yale and played a season-high 19 minutes in that contest.

## THE WATSCO ADVANTAGE

Miami has defended its home turf well in recent years, winning 44 of its last 51 games at the Watsco Center. The Canes are 94-27 (.777) at home under Jim Larrañaga.

Miami had its 19-game home non-conference win streak snapped on Nov. 28 in a 57-54 defeat to Rutgers. The streak dated to a 78-77 loss to Northeastern on Nov. 27, 2015.

In its 17th year at the Watsco Center (formerly BankUnited Center), Miami is 187-71 (.725) on its home court.

In eight years under Larrañaga, Miami is 44-19 in ACC action at home and 50-8 in non-conference play.

## Miami at Watsco Center Under Jim Larrañaga

Year	Overall	N-C	ACC
2011-12.....	14-4	8-2	6-2
2012-13.....	14-1	6-0	8-1
2013-14.....	8-8	5-2	3-6
2014-15.....	12-6	7-2	5-4
2015-16.....	15-1	6-1	9-0
2016-17.....	14-2	7-0	7-2
2017-18.....	11-3	5-0	6-3
2018-19.....	6-2	6-1	0-1
<b>Totals</b>	<b>94-27</b>	<b>50-8</b>	<b>44-19</b>

## CANES TO VISIT ITALY IN AUGUST

The UM men's basketball team will head abroad next summer as the Canes will take a foreign tour of Italy from August 9-18, 2019.

The 10-day tour will include visits to Rome, Florence and Como. The Canes are scheduled to play four exhibition games, with at least one at each stop on the trip. The opponents are yet to be determined.

Once every four years, college basketball programs are permitted to embark on a foreign tour and given 10 extra summer practices to prepare. Miami's last foreign tour was to Spain in 2014.

## MILLER JR. TO REDSHIRT

Junior center Rodney Miller Jr. will redshirt the 2018-19 season.

Miller lost 25 pounds during the offseason.

He averaged 1.1 points in 3.6 minutes per game in 30 games during his first two seasons.



## QUICK FACTS

Location .....	Coral Gables, Fla.
Enrollment .....	17,348
Founded .....	1925
Nickname .....	Hurricanes
Colors .....	Orange (PMS 1665), Green (3435) and White
President .....	Dr. Julio Frenk
Director of Athletics .....	Blake James
Conference .....	Atlantic Coast (joined 2004)
Arena/Capacity .....	Watsco Center/7,972
Press Row .....	305-284-2111

## COACHING STAFF

Head Coach .....	Jim Larrañaga (Providence, '71)
Record at Miami .....	169-85 (8th season)
Career Record .....	639-419 (35th season)
Assoc. Head Coach ..	Chris Caputo (Westfield [Mass.] St, '02)
Assistant Coach .....	Alvin "Pooh" Williamson (Tulsa, '95)
Assistant Coach .....	Adam Fisher (Penn State, '06, '09)
Dir of BB Ops .....	Lamont Franklin (UNC Wilmington, '97)
Associate Director of Ops .....	Jeff Dyer (Delaware, '14)
Strength & Conditioning Coach ..	Casey Cathrall (Ithaca, '12)
Assistant Athletic Trainer .....	Javier Jimenez (Temple, '06)

## PROGRAM HISTORY

First Year of Basketball .....	1926
All-Time Record .....	1,040-755 (.579)
Under Jim Larrañaga .....	169-85 (.665; 8 years)
All-Time ACC Record .....	118-120 (.496)
Under Jim Larrañaga .....	75-51 (.595)
ACC Regular-Season Championships .....	1 (2013)
ACC Tournament Championships .....	1 (2013)
NCAA Tournament Appearances .....	10
1960, '98, '99, 2000, '02, '08, '13, '16, '17, '18	
All-Time Record in NCAA Tournament .....	8-10
Last NCAA Postseason Finish .....	2018 First Round
NIT Appearances .....	12
1961, '63, '64, '95, '97, 2001, '05, '06, '09, '11, '12, '15	
All-Time Record in NIT .....	11-12
Last NIT Finish .....	2015 Runner-Up

## CANES IN PRO BASKETBALL/FOOTBALL

### Years at Miami in parentheses

<b>NBA</b>	
Bruce Brown Jr. (2016-18) .....	Detroit Pistons
Lonnie Walker IV (2017-18) .....	San Antonio Spurs
<b>NFL</b>	
Jimmy Graham (2005-09) .....	Green Bay Packers
Erik Swoope (2010-14) .....	New Orleans Saints
<b>G-League</b>	
Kamari Murphy (2015-17) .....	Long Island Nets
Davon Reed (2013-17) .....	Fort Wayne Mad Ants
Angel Rodriguez (2014-16) .....	Rio Grande Valley Vipers
Durand Scott (2009-13) .....	Long Island Nets
<b>International</b>	
Rion Brown (2010-14) .....	Promitheas (Greece)
Ivan Cruz Uceda (2014-16) .....	Bilbao Basket (Spain)
Guillermo Diaz (2003-06) .....	San Lorenzo de Almagro (Argentina)
Julian Gamble (2008-13) .....	Nanterre 92 (France)
Malcolm Grant (2009-12) .....	KK Morнар Bar (Montenegro)
Tonye Jekiri (2012-16) .....	Gaziantep Basketbol (Turkey)
Reggie Johnson (2009-13) .....	Rain or Shine Elasto Painters (Philippine Basketball League)
DeQuan Jones (2008-12) .....	Hapoel Holon (Israeli Premier League)
Kenny Kadji (2011-13) .....	Tofaş (Turkey)
Shane Larkin (2011-13) .....	Anadolu Efes (Turkey)
Trey McKinney Jones (2011-13) .....	Chiba Jets Funabashi (Japanese B.League)

## CANES LOOK TO TOP ACC EXPECTATIONS ONCE AGAIN

Miami was picked 10th in the Operation Basketball 2018-19 Preseason Poll, released Oct. 25 following a vote of the league's media.

In each of Jim Larrañaga's first seven seasons, Miami finished the year in a standing that exceeded its preseason ACC ranking.

Miami's preseason ACC rankings, followed by their finishes, under Larrañaga:

2018-19: 10th	2017-18: 4th – t-3rd
2016-17: 9th – t-7th	2015-16: 5th – t-2nd
2014-15: 10th – t-6th	2013-14: 12th – 10th
2012-13: 5th – 1st	2011-12: 5th – t-4th

## CANES START SEASON AGAINST LEAGUE FAVORITES

Miami opened its season with three straight games against teams that were picked to win their respective conferences.

Lehigh was chosen as the preseason favorites in the Patriot League. Stephen F. Austin was picked to repeat as the Southland Conference champion, while Bethune-Cookman was selected as the preseason MEAC favorite.

## WHO'S GONE

Miami lost three players from its 2017-18 squad, each of whom started at least 18 games: Lonnie Walker IV, Bruce Brown Jr. and Ja'Quan Newton.

Walker was an Honorable Mention All-ACC pick and ACC All-Freshman Team honoree last year. He was selected 18th overall in the NBA Draft by the San Antonio Spurs.

Brown started 19 games before missing the remainder of the season with a foot injury. He was picked 42nd overall in the NBA Draft by Detroit.

Newton played in 127 career games (seventh in program history) and finished with 1,134 career points.

## PROGRAM EARNS PERFECT GSR

The Miami men's basketball program earned its first perfect GSR rating, coming in 19 percent above the NCAA average of 81 percent.

The GSR measures graduation rates at Division I institutions and includes students transferring into the institutions. The most recent Division I Graduation Success Rates are based on the four entering classes from 2008-09 to 2011-12.

## HIGH SCHOOL TEAMMATES REUNITE

With the transfers of Zach Johnson and Anthony Mack, Miami now has two pairs of high school teammates on its roster this season.

Johnson reunites with Dewan Hernandez, with whom he played two seasons and won two state championships at Norland High School.

Mack is back together with Deng Gak, with whom he played two seasons at Blair Academy in New Jersey.

## HUELL BECOMES HERNANDEZ

The name is unfamiliar, but Dewan Hernandez remains a familiar face for the Canes. Formerly Dewan Huell, Hernandez legally changed his last name in the offseason.

The switch was made to honor his mother, Christina Hernandez, and was officially finalized in mid-October.

## CANES SIGN TWO TO 2019-20 NLI

Miami announced Nov. 14 the signing of Anthony Walker and Isaiah Wong to National Letters of Intent for the 2019-20 school year.

Walker and Wong are four-star recruits and rated among the top 100 players nationally in the Rivals recruiting rankings. Walker is a 6-foot-9, 210-pound power forward from Nottingham, Md. Wong is a 6-foot-3, 170-pound guard from Trenton, N.J.

### Isaiah Wong (6-3, 170, Guard, Trenton, N.J.)

- Athletic combo guard is consensus 4-star recruit
- Ranked No. 71 nationally, No. 10 guard by Rivals
- Also ranked No. 78 nationally, No. 16 guard and No. 3 recruit in New Jersey on ESPN100 list
- 22.2 ppg, 6.9 rpg, 3.3 apg last year for Monsignor Bonner/Archbishop Prendergast Catholic HS
- Played for AAU team WE-R1 last year; averaged 19.3 ppg and shot 45 percent from 3-point range
- Picked Miami over Villanova, UConn, Clemson and Pittsburgh

### Anthony Walker (6-9, 210, F, Nottingham, Md.)

- Rated as 4-star recruit by Rivals; listed No. 76 nationally by Rivals and No. 17 power forward
- Helped Perry Hall (Baltimore, Md.) to back-to-back state championships, including its first-ever state championship in 2016-17
- Averaged 18.0 ppg and 7.0 rpg for Perry Hall
- Transferred to Brewster Academy for senior year
- Plays for Baltimore's Team BBC AAU program
- Picked Miami over Pitt, Illinois and Boston College

## TEAM CAPTAINS

Miami has six team co-captains this season: Dewan Hernandez, Ebuka Izundu, Zach Johnson, Anthony Lawrence II, Chris Lykes and DJ Vasiljevic.

Hernandez, Lawrence and Vasiljevic are team captains for the second straight season.

## SELLING OUT THE WATSCO CENTER

Miami sold out its season ticket allotment for all home games at the Watsco Center for each of the last three seasons.

Fans bought over 5,500 season tickets for each of the last three years, more than doubling the total number of season tickets sold in Jim Larrañaga's first season in Coral Gables.

### Season Tickets Per Year (Under Larrañaga)

2017-18: 5,986	2016-17: 5,965	2015-16: 5,500
2014-15: 3,427	2013-14: 3,674	2012-13: 2,372
2011-12: 2,251		

## COACHING COORDINATORS

Miami's assistant coaching staff is set up in a coordinator system. Adam Fisher serves as the team's offensive coordinator, while Chris Caputo handles the defense. Pooh Williamson manages the scout for every opponent.

## PROCTOR JOINS ROSTER AS WALK-ON

Dominic Proctor joined the roster as a walk-on just prior to the start of the regular season.

A 6-foot-6 guard, Proctor played at Bishop Gorman High School in Las Vegas, where he won a pair of state championships.

He was the the 14th-ranked player in Nevada in 2017 according to 24/7 Sports and the 103rd-ranked shooting guard in the nation per 24/7.

## IN THE POLLS (JAN. 7)

### ASSOCIATED PRESS

Rk	Team	Record	Points	Prev
1	Duke (37)	12-1	1535	1
2	Michigan (9)	15-0	1499	2
3	Tennessee (13)	12-1	1481	3
4	Virginia (5)	13-0	1471	4
5	Gonzaga	14-2	1319	7
6	Michigan State	13-2	1291	8
7	Kansas	12-2	1159	5
8	Texas Tech	13-1	1109	11
9	Virginia Tech	13-1	1093	10
10	Nevada	14-1	920	6
11	Auburn	11-2	919	12
12	North Carolina	11-3	889	15
13	Florida State	12-2	879	9
14	Mississippi State	12-1	683	17
15	North Carolina State	13-1	674	18
16	Ohio State	12-2	620	14
17	Houston	15-0	565	19
18	Kentucky	10-3	520	13
19	Buffalo	13-1	434	20
20	Iowa State	12-2	344	NR
21	Marquette	12-3	340	16
22	Indiana	12-3	245	21
23	Oklahoma	12-2	243	23
24	St. John's	14-1	221	NR
25	TCU	12-1	99	NR

**Others receiving votes:** Villanova 56, Wisconsin 45, Iowa 40, Minnesota 23, Purdue 20, Nebraska 15, Maryland 14, Seton Hall 14, Alabama 7, UCF 6, Louisville 3, Texas 2, Arizona St 1, Florida 1, North Texas 1.

### USA TODAY COACHES

Rk	Team	Record	Points	Prev
1	Virginia (11)	13-0	741	2
2	Duke (8)	12-1	735	1
3	Tennessee (6)	12-1	721	3
4	Michigan (6)	15-0	714	4
5	Michigan State	13-2	621	7
6	Gonzaga	14-2	618	8
7	Virginia Tech	13-1	559	10
8	Texas Tech	13-1	527	11
9	Kansas	12-2	517	6
10	Auburn	11-2	453	13
11	Nevada	14-1	428	5
12	North Carolina	11-3	405	15
13	Florida State	12-2	393	9
14	Mississippi State	12-1	363	16
15	Houston	15-0	337	17
16	North Carolina State	13-1	325	19
17	Ohio State	12-2	295	12
18	Kentucky	10-3	225	14
19	Marquette	12-3	190	18
20	Buffalo	13-1	157	20
21	Iowa State	12-2	145	NR
22	Oklahoma	12-2	128	25
23	St. John's	14-1	96	NR
24	Indiana	12-3	94	22
25	Iowa	12-3	68	20

**Others Receiving Votes:** Wisconsin 49; Villanova 45; Texas Christian 44; Nebraska 20; Central Florida 14; Arizona State 13; Seton Hall 11; North Texas 9; Minnesota 7; Furman 5; Texas 2; Kansas State 1.

2018-19 Miami opponents listed in *italics*

## MIAMI IN THE POLLS

Date	AP	USA Today	NET	KenPom
Pre	RV (10)	RV (2)	—	21
Nov. 12	RV (16)	n/a	—	20
Nov. 19	RV (18)	RV (22)	—	22
Nov. 26	RV (10)	RV (30)	63	22
Dec. 3	NR	NR	84	35
Dec. 10	NR	NR	107	45
Dec. 17	NR	NR	103	46
Dec. 24	NR	NR	80	48
Dec. 31	NR	NR	92	56
Jan. 7	NR	NR	93	67

\*NOTE: Votes in parentheses

## ANOTHER 20-WIN CAMPAIGN UNDER LARRAÑAGA

Miami recorded 22 wins last season, its sixth 20-win campaign in seven years under Jim Larrañaga, and tied for the 10th most wins in a season in school history.

He is the first coach in program history to post six 20-win seasons. Bruce Hale (1954-67) recorded five 20-win campaigns from 1954-67.

## DRAFT SUCCESS

For just the third time in program history, Miami had two student-athletes selected in the NBA Draft last season. The others were 1968 and 1970.

Lonnie Walker IV was chosen 18th overall by the San Antonio Spurs.

Bruce Brown Jr. was picked in the second round by Detroit with the 42nd overall pick.

Brown made his NBA debut on Opening Night with a start against Brooklyn. Walker has yet to play because of injury.

## 10 COMMITMENTS OF MIAMI BASKETBALL

- We will set our defense every time.
- We will pressure the man with the ball.
- We will pack the lane to prevent penetration.
- We will contest all shots, hands high. Without fouling.
- We will block out, rebound and run.
- We will run for layups and open threes.
- We will share the ball.
- We will penetrate the defense.
- We will create good shots both inside and outside.
- We will attack the offensive boards.

## LARRAÑAGA 11TH IN WINS AMONG ACTIVE D-I NCAA COACHES

Entering the season, Jim Larrañaga ranked 11th in career wins among active Division I coaches with 631. Of those 11, four are in the Naismith Memorial Basketball Hall of Fame, including three from the Atlantic Coast Conference.

Now in his 35th season as a head coach, Larrañaga ranks 44th in all-time NCAA victories among Division I head coaches.

In his career, Larrañaga won 27 games at American International, 170 at Bowling Green and 273 at George Mason, and he now has 169 at Miami. He is one of 15 coaches all-time with 100 or more wins at three D-I schools, four of whom are actively coaching.

## MIAMI'S RECORD WHEN ...

2018-19		Larranaga		
Record	All	ACC	At UM	ACC
All games	8-6	0-2	169-85	75-51
Home	6-2	0-1	94-27	44-19
Away	0-2	0-1	48-38	31-32
Neutral	2-2	–	28-20	–
November	5-2	–	40-11	–
December	3-2	–	36-12	2-1
January	0-2	0-2	30-24	28-24
February	0-0	0-0	38-21	38-21
March	0-0	0-0	25-16	8-5
April	0-0	–	0-1	0-0
vs. Top-10 opponents	0-0	0-0	8-15	7-12
vs. Top-25 (includes Top-10)	0-1	0-1	19-36	13-26
vs. RV opponents (either poll)	0-1	0-1	14-7	7-3
vs. Teams over .500 on game day	4-5	0-2	107-76	56-45
vs. Teams under .500 on game day	2-0	0-0	38-7	15-6
vs. Teams at .500 on game day	2-1	0-0	20-2	4-0
While UM in Top 25	0-0	0-0	58-25	29-17
While UM is RV (only)	5-3	0-0	50-18	20-9
Leading at halftime	6-3	0-2	127-20	53-16
Trailing at halftime	2-2	0-0	33-58	18-31
Tied at halftime	0-1	0-0	9-7	3-4
In overtime games	0-0	0-0	8-8	5-4
Single overtime	0-0	0-0	5-6	3-2
Double overtime	0-0	0-0	3-1	2-1
Leading w/2:00 left in regulation	8-0	0-0	155-10	67-5
Trailing w/2:00 left in regulation	0-5	0-2	11-71	6-45
Tied w/2:00 left in regulation	0-1	0-0	3-2	1-1
UM shoots 50% or better from field	5-1	0-0	71-8	24-3
UM shoots 40-49% from field	2-4	0-2	79-29	42-23
UM shoots under 40% from field	1-1	0-0	20-48	9-25
Opp. shoots 50% or better from field	0-3	0-0	14-30	9-17
Opp. shoots 40-49% from field	3-3	0-2	72-37	37-22
Opp. shoots under 40% from field	5-0	0-0	85-17	30-11
UM shoots 70% or better from line	5-3	0-1	103-42	46-25
UM shoots less than 70% from line	3-3	0-1	66-42	38-24
UM makes more 3-point FGs	5-3	0-0	92-35	41-26
UM makes fewer 3-point FGs	1-3	0-2	48-36	24-21
3-point FGs are even	2-0	0-0	20-7	10-4
4+ Canes in double figures	7-4	0-1	88-21	35-13
3 Canes in double figures	1-2	0-1	61-30	32-14
2 or fewer Canes in double figures	0-0	0-0	20-34	8-24
Outrebounding opponent	5-1	0-0	110-28	42-18
Opp. outrebounds UM	2-5	0-2	51-56	30-32
Tied in rebounds	1-0	0-0	7-1	3-1
UM records 10 or more steals	2-0	0-0	23-6	7-3
UM records 15 or more assists	3-0	0-0	56-5	24-4
UM commits fewer than 15 turnovers	6-5	0-2	143-67	64-43
UM commits 15 or more turnovers	2-1	0-0	24-11	9-8
UM commits fewer turnovers than opp.	7-3	0-1	95-32	42-18
UM commits more turnovers than opp.	1-2	0-1	56-36	24-23
Tied in turnovers	0-1	0-0	15-16	9-10
UM scores 59 points or fewer	0-1	0-0	13-39	7-24
UM scores 60-69 points	0-0	0-0	42-26	23-12
UM scores 70-79 points	4-3	0-0	66-16	28-12
UM scores 80-89 points	3-2	0-1	34-3	12-2
UM scores 90-99 points	1-0	0-0	13-1	4-1
UM scores 100 or more points	0-0	0-0	1-0	0-0
Playing during morning	2-0	0-0	3-1	–
Playing during afternoon	3-0	0-0	55-29	31-21
Playing in evening (5 p.m. or later)	3-6	0-2	109-54	44-30
Games decided by 3 points or fewer	1-2	0-0	23-17	14-10
Games decided by 4-10 points	2-2	0-1	52-35	28-26
Games decided by 11-19 points	1-2	0-1	54-24	22-10
Games decided by 20+ points	4-0	0-0	40-8	11-4

## TEAM HIGHS/LOWS

### MIAMI - TEAM GAME HIGHS

POINTS	96	STEPHEN F. AUSTIN (11/13/18)
FG MADE	37	STEPHEN F. AUSTIN (11/13/18)
FIELD GOAL ATT.	69	STEPHEN F. AUSTIN (11/13/18)
FIELD GOAL PCT.	.545 (24-44)	CAMPBELL (12/29/18)
	.545 (30-55)	vs Seton Hall (11/25/18)
	.545 (30-55)	vs La Salle (11/22/18)
3 PT FG MADE	14	LEHIGH (11/9/18)
3 PT FG ATT.	32	LEHIGH (11/9/18)
3 PT FG PCT.	.500 (12-24)	STEPHEN F. AUSTIN (11/13/18)
FT MADE	23	LEHIGH (11/9/18)
FT ATT.	32	LEHIGH (11/9/18)
FT PCT.	.833 (15-18)	vs Yale (12/1/18)
REBOUNDS	45	LEHIGH (11/09/18)
ASSISTS	22	STEPHEN F. AUSTIN (11/13/18)
STEALS	10	FLORIDAATLANTIC (12/22/18)
	10	STEPHEN F. AUSTIN (11/13/18)
BLOCKED SHOTS	9	LEHIGH (11/9/18)
TURNOVERS	19	vs La Salle (11/22/18)
FOULS	20	vs Fresno State (11/23/18)

### OPPONENT - GAME HIGHS

POINTS	90	at Louisville (1/6/19)
FG MADE	34	at Penn (12/4/18)
	34	vs Seton Hall (11/25/18)
FIELD GOAL ATT.	69	at Louisville (1/6/19)
FIELD GOAL PCT.	.596 (34-57)	at Penn (12/4/18)
3 PT FG MADE	13	at Louisville (1/6/19)
	13	at Penn (12/4/18)
3 PT FG ATT.	32	CAMPBELL (12/29/18)
3 PT FG PCT.	.565 (13-23)	at Penn (12/4/18)
FT MADE	14	NC STATE (1/3/19)
FT ATT.	21	LEHIGH (11/9/18)
FT PCT.	.857 (6-7)	STEPHEN F. AUSTIN (11/13/18)
REBOUNDS	51	NC STATE (1/3/19)
ASSISTS	23	at Penn (12/4/18)
STEALS	12	CAMPBELL (12/29/18)
BLOCKED SHOTS	8	RUTGERS (11/28/18)
TURNOVERS	20	vs Fresno State (11/23/18)
FOULS	25	vs Fresno State (11/23/18)

### MIAMI - GAME LOWS

POINTS	54	RUTGERS (11/28/18)
FG MADE	22	RUTGERS (11/28/18)
FIELD GOAL ATT.	44	CAMPBELL (12/29/18)
FIELD GOAL PCT.	.338 (22-65)	RUTGERS (11/28/18)
3 PT FG MADE	6	at Penn (12/4/18)
	6	vs Yale (12/1/18)
3 PT FG ATT.	19	vs La Salle (11/22/18)
3 PT FG PCT.	.231 (6-26)	vs Yale (12/1/18)
FT MADE	3	RUTGERS (11/28/18)
FT ATT.	7	RUTGERS (11/28/18)
FT PCT.	.429 (3-7)	RUTGERS (11/28/18)
REBOUNDS	24	at Penn (12/4/18)
ASSISTS	7	at Louisville (1/6/19)
STEALS	2	at Penn (12/4/18)
BLOCKED SHOTS	0	at Louisville (1/6/19)
TURNOVERS	7	at Penn (12/4/18)
FOULS	11	STEPHEN F. AUSTIN (11/13/18)

### OPPONENT - GAME LOWS

POINTS	49	vs La Salle (11/22/18)
FG MADE	20	FLORIDAATLANTIC (12/22/18)
FIELD GOAL ATT.	55	HOUSTON BAPTIST (12/19/18)
FIELD GOAL PCT.	.333 (20-60)	FLORIDAATLANTIC (12/22/18)
3 PT FG MADE	2	vs La Salle (11/22/18)
3 PT FG ATT.	13	STEPHEN F. AUSTIN (11/13/18)
3 PT FG PCT.	.080 (2-25)	vs La Salle (11/22/18)
FT MADE	3	RUTGERS (11/28/18)
FT ATT.	6	RUTGERS (11/28/18)
FT PCT.	.500 (3-6)	RUTGERS (11/28/18)
REBOUNDS	28	vs La Salle (11/22/18)
ASSISTS	6	LEHIGH (11/9/18)
STEALS	1	at Louisville (1/6/19)
BLOCKED SHOTS	0	CAMPBELL (12/29/18)
	0	FLORIDAATLANTIC (12/22/18)
TURNOVERS	7	at Louisville (1/6/19)
FOULS	13	RUTGERS (11/28/18)

## INDIVIDUAL HIGHS/LOWS

### MIAMI INDIVIDUAL GAME HIGHS

Points	28	Chris Lykes vs NC State (1/3/19)
Field Goals Made	11	Ebuka Izundu vs Stephen F. Austin (11/13/18)
Field Goal Att.	17	Chris Lykes vs Lehigh (11/9/18)
FG Pct (min 5 made)	1.000 (5-5)	Ebuka Izundu vs La Salle (11/22/18)
3-Point FG Made	5	DJ Vasiljevic at Louisville (1/6/19)
	5	Zach Johnson vs Campbell (12/29/18)
3-Point FG Att.	10	DJ Vasiljevic vs HBU (12/19/18)
	10	DJ Vasiljevic vs Yale (12/1/18)
Free Throws Made	8	Chris Lykes vs Lehigh (11/9/18)
Free Throw Att.	11	Zach Johnson vs Fresno State (11/23/18)
	11	Chris Lykes vs Lehigh (11/9/18)
Rebounds	19	Ebuka Izundu vs Stephen F. Austin (11/13/18)
Assists	8	Anthony Lawrence vs. FAU (12/22/18)
Steals	3	10 times
Blocked Shots	4	Ebuka Izundu vs HBU (12/19/18)
	4	Ebuka Izundu vs Stephen F. Austin (11/13/18)
Turnovers	6	Chris Lykes vs Campbell (12/29/18)
Minutes	39	Chris Lykes vs Lehigh (11/9/18)

### OPPONENT INDIVIDUAL GAME HIGHS

Points	29	Miye Oni, Yale (12/1/18)
	29	Malik Maitland, Bethune-Cookman (11/17/18)
Field Goals Made	11	Malik Maitland, Bethune-Cookman (11/17/18)
Field Goal Att.	21	Chris Clemons, Campbell (12/29/18)
	21	Braxton Huggins, Fresno State (11/23/18)
FG Pct (min 5 made)	1.000 (8-8)	Michael Nzei, Seton Hall (11/25/18)
3-Point FG Made	5	Michael Adger, FAU (12/22/18)
	5	Oliver Lynch-Daniels, HBU (12/19/18)
	5	Michael Wang, at Penn (12/4/18)
	5	Braxton Huggins, Fresno State (11/23/18)
	5	Malik Maitland, Bethune-Cookman (11/17/18)
3-Point FG Att.	12	Myles Powell, Seton Hall (11/25/18)
Free Throws Made	8	Miye Oni, Yale (12/1/18)
Free Throw Att.	10	Miye Oni, Yale (12/1/18)
Rebounds	15	Nate Grimes, Fresno State (11/23/18)
Assists	9	Ryan McMahon, at Louisville (1/6/19)
Steals	3	7 times
Blocked Shots	4	Nate Grimes, Fresno State (11/23/18)
Turnovers	8	Lance Tejada, Lehigh (11/9/18)

## MIAMI'S LARGEST IN 2018-19

Lead.....	40 (2H) vs. Stephen F. Austin, 11/13
Deficit.....	19 (2H) at Penn, 12/4
Halftime Lead .....	31 vs. La Salle, 11/22
Halftime Deficit .....	14 at Penn, 12/4
Margin of Victory .....	38 vs. Stephen F. Austin, 11/13
Margin of Defeat .....	14 at Penn, 12/4
Deficit in Win .....	7 (1H) vs. Bethune-Cookman, 11/17
Halftime Deficit in Win .....	4 vs. Fresno State, 11/23
Lead in Loss .....	15 (1H) at Louisville, 1/6
	15 (2H) vs. Yale, 12/1
Halftime Lead in Loss .....	10 vs. Yale, 12/1
Most Points in First Half.....	53 vs. Stephen F. Austin, 11/13
Fewest Points in First Half.....	24 vs. Rutgers, 11/28
Opponent Most Points in 1st Half.....	50 at Penn, 12/4
Opponent Fewest Points in 1st Half.....	23 vs. FAU, 12/22
Most Points in 2nd Half.....	48 vs. Bethune-Cookman, 11/17
Fewest Points in 2nd Half.....	24 vs. Yale, 12/1
Opponent Most Points in 2nd Half.....	50 at Louisville, 1/6
	50 vs. NC State, 1/3
Opponent Fewest Points in 2nd Half.....	26 vs. SFA, 11/13

## MIAMI'S MOST POINTS FROM

Turnovers.....	30 vs. SFA, 11/13
Paint .....	46 vs. SFA, 11/13
Second Chance .....	17 vs. HBU, 12/19 and SFA, 11/13
Fast Break .....	14 vs. NC State, 1/3
Bench .....	26, 3 times, last vs. NC State, 1/3

## OPPONENTS' MOST POINTS FROM

Turnovers.....	19 vs. Seton Hall, 11/25
Paint .....	56 vs. Seton Hall, 11/25
Second Chance .....	19 vs. NC State, 1/3
Fast Break .....	14 at Penn, 12/4
Bench .....	38 at Louisville, 1/6

## 2018-19 STARTERS BY GAME

Opp.	Guard	Guard	Guard	Forward	Center
Lehigh	Lykes	Vasiljevic	Lawrence	Waardenburg	Izundu
SFA	Lykes	Vasiljevic	Lawrence	Waardenburg	Izundu
BCU	Lykes	Vasiljevic	Lawrence	Waardenburg	Izundu
La Salle	Lykes	Vasiljevic	Lawrence	Waardenburg	Izundu
Fresno	Lykes	Vasiljevic	Lawrence	Waardenburg	Izundu
S. Hall	Lykes	Vasiljevic	Johnson	Lawrence	Izundu
Rutgers	Lykes	Vasiljevic	Johnson	Lawrence	Izundu (2; 0-2)
Yale	Lykes	Johnson	Lawrence	Gak	Izundu (1; 0-1)
Penn	Lykes	Vasiljevic	Lawrence	Waardenburg	Izundu
HBU	Lykes	Vasiljevic	Lawrence	Waardenburg	Izundu
FAU	Lykes	Vasiljevic	Lawrence	Waardenburg	Izundu
Campbell	Lykes	Vasiljevic	Lawrence	Waardenburg	Izundu
NC State	Lykes	Vasiljevic	Lawrence	Waardenburg	Izundu (10; 8-2)
at LOU	Lykes	Johnson	Mack	Lawrence	Izundu (1; 0-1)



## THE LAST TIME ...

### Player Scored 30 Points

Miami Bruce Brown (30) vs. North Carolina, 1/28/17  
Opponent Joel Berry (31) at North Carolina, 2/27/18

### Player Scored 35 Points

Miami Jack McClinton (35) vs. North Carolina, 3/15/09  
Opponent Xavier Rathan-Mayes (35) vs. Florida State, 2/25/15

### Player Scored 40 Points

Miami Darius Rice (43) vs. Connecticut, 1/20/03  
Opponent Sean Singletary (41) vs. Virginia, 3/1/08

### Two Players Scored 20 Points

Miami Chris Lykes (28), Zach Johnson (21), vs. NC State, 1/3/19  
Opponent Braxton Huggins (28), Deshon Taylor (25), Fresno State, 11/23/18

### Three Players Scored 20 Points

Miami Dwayne Collins (23), Brian Asbury (21), Jack McClinton (20) vs. Virginia Tech, 1/25/09  
Opponent Travis Mays (40), Alvin Heggs (22), Lance Blanks (21), Texas, 2/22/89

### Five (not 5+) Players Scored in Double Figures

Miami Chris Lykes (18), DJ Vasiljevic (15), Zach Johnson (12), Ebuka Izundu (10), Sam Waardenburg (10) vs. La Salle, 11/22/18  
Opponent Jordan Nwora (20), Malik Williams (19), Dwayne Sutton (13), Ryan McMahon (12), Christen Cunningham (11) at Louisville, 1/6/19

### Six (not 6+) Players Scored in Double Figures

Miami Chris Lykes (18), Ja'Quan Newton (15), Dewan Huell (14), Lonnie Walker (13), Ebuka Izundu (12), DJ Vasiljevic (10) at North Carolina, 2/27/18  
Opponent Phil Cofer (21), Braian Angola (18), CJ Walker (17), Terance Mann (14), MJ Walker (13), Christ Koumadje (13) at Florida State, 1/27/18

### Seven+ Players Scored in Double Figures

Miami Sheldon McClellan (18), Ja'Quan Newton (15), James Palmer (14), Ebuka Izundu (11) Angel Rodriguez (11), Ivan Cruz Uceda (10), Anthony Lawrence Jr. (10) vs. Mississippi State 11/19/15

### Player Grabbed 15 Rebounds

Miami Ebuka Izundu (19), vs. Stephen F. Austin, 11/13/18  
Opponent Brice Johnson (15) vs. North Carolina, 2/20/16

### Player Grabbed 20 Rebounds

Miami Reggie Johnson (20), vs. Florida Atlantic, 3/16/11  
Opponent Kelly Wise (21), vs. Memphis, 12/21/00

### Two Players Grabbed 10 Rebounds

Miami Dewan Huell (12) and Bruce Brown (11), vs. Louisville, 1/24/18  
Opponent Luke Maye (13) and Theo Pinson (11), vs. North Carolina, 3/9/18

### Three Players Grabbed 10 Rebounds

Miami Mark Richardson (11), Eric Brown (10), Joe Wylie (10) vs. FIU, 3/6/89  
Opponent Matt Harpring (12), Dion Glover (10), Michael Maddox (10), Ga. Tech, 12/27/97

### Player Had 10 Assists

Miami Bruce Brown (10), vs. Gardner-Webb, 11/10/17  
Opponent John Gillon (11), at Syracuse, 1/4/17

### Player Had 10 Blocks

Miami Anthony King (10) vs. Florida Atlantic, 11/29/04  
Opponent Jarvis Varnado (10), Mississippi State, 12/13/07

### Player Had a Double-Double

Miami Ebuka Izundu (10 pts, 11 reb), vs. NC State, 1/3/19  
Opponent Malik Williams (19 pts, 11 reb), at Louisville, 1/6/19

### Player Had a Triple-Double

Miami Bruce Brown (10 pts, 11 reb, 11 ast), vs. Gardner-Webb, 11/10/17  
Opponent Brendan Haywood (18 pts, 14 reb, 10 blks), North Carolina, 12/4/00

### Two Players Had Double-Doubles

Miami Kamari Murphy (11 pts, 13 reb) & Davon Reed (10 pts, 12 reb) vs. Buffalo, 3/17/16  
Opponent Theo Pinson (25 pts, 11 ast) & Luke Maye (14 pts, 10 reb), at UNC, 2/27/18

### Team Scored 100 Points

Miami 105 vs. Mississippi State, 11/19/15  
Opponent 103 at Florida State, 1/27/18

### Team Scored 90-99 Points

Miami 96 vs. Stephen F. Austin, 11/13/18  
Opponent 90 at Louisville, 1/6/19

### Team Scored 50 Points in a Half

Miami 53 (1st half) vs. Stephen F. Austin, 11/13/18  
Opponent 50 (2nd half) at Louisville, 1/6/19

### Team Shot 50 Percent in Both Halves

Miami .583 (14-24) / .500 (10-20), vs. Campbell, 12/29/18  
Opponent .655 (19-29) / .536 (15-28), at Penn, 12/4/18

### Team Shot 60 Percent in a Half

Miami .667 (16-24), first half, vs. Seton Hall, 11/25/18  
Opponent .655 (19-29), first half, at Penn, 12/4/18

### Team Shot 70 Percent in a Half

Miami .720 (18-25), second half, vs. Middle Tennessee, 12/25/17

### Team Shot 60 Percent in a Game

Miami .600 (30-50) vs. Middle Tennessee, 12/25/17  
Opponent .600 (33-55) at Florida State, 1/27/18

### Team Shot Less Than 30 Percent in a Game

Miami .293 (12-41) vs. Eastern Kentucky, 12/19/14  
Opponent .290 (18-62) vs. South Carolina State, 12/6/16

### Team Won by 50+ Points

Miami 50 vs. Nova Southeastern (108-58), 11/16/09  
Opponent 53 vs. Notre Dame (126-73), 2/22/86

### Team won by 40-49 Points

Miami 49 vs. Western Carolina (92-43), 11/11/16  
Opponent 41 at North Carolina (105-64), 1/31/07

### Team Won by 30-39 Points

Miami 36 vs. La Salle (85-49), 11/22/18  
Opponent 32 at Charlotte (95-63), 11/28/00

### Overtime

Miami won in overtime 78-75 (OT) vs. Louisville, 1/24/18  
Miami lost in overtime 103-94 (OT) at Florida State, 1/27/18

### Rankings

Miami defeated a ranked opponent 91-88 at No. 9 North Carolina, 2/27/18  
Miami lost to a ranked opponent 87-82 vs. No. 18 NC State, 1/3/19  
Miami defeated a top 5 opponent 64-61 vs. No. 3 Virginia, 2/22/16  
Miami lost to a top 5 opponent 59-50 vs. No. 1 Virginia, 2/13/18

## THE LAST TIME A MIAMI FRESHMAN ...

**Scored 30 Points:** Bruce Brown (30), vs. North Carolina, 1/28/17

**Scored 20+ Points:** Lonnie Walker IV (23), at Florida State, 1/27/18

**Perfect from Field (5+ att):** Reggie Johnson (RS), 8-of-8, vs. Wake Forest, 3/11/10

**Perfect from 3-Pt (3+ att):** Anthony Lawrence, 4-of-4, vs. Notre Dame, 2/3/16

**10+ Rebounds:** Bruce Brown, 12, vs. George Washington, 12/22/16

**10+ Assists:** Bruce Brown, 10, vs. South Carolina State, 12/6/16

**5-9 Assists:** Chris Lykes, 5, vs. Pitt, 1/31/18

**5+ Steals:** Shane Larkin, 6, vs. North Carolina, 1/10/12

**4+ Blocks:** Raphael Akpejori, 4, McNeese State, 11/24/10

**Double-Double:** Bruce Brown (14 pts, 12 reb), vs. George Washington, 12/22/16

**Triple-Double:** Bruce Brown (11 pts, 11 reb, 10 ast), vs. South Carolina State, 12/6/16



## JIM LARRAÑAGA

**8TH SEASON AT MIAMI (169-85)**  
**35TH SEASON AS HEAD COACH (639-419)**

### PERSONAL

**Hometown** Bronx, N.Y.  
**Born** Oct. 2, 1949  
**Family** Wife: Liz, Sons: Jay and Jon  
 Grandchildren: Tia, James, Jon Temple, Henry  
**Education** Providence College, 1971, B.A. Economics  
 Archbishop Molloy High School, 1967

### PLAYING CAREER

Geronemo Basketball Club (Belgium), 1976-77  
 Providence College, 1967-71  
 Archbishop Molloy, 1963-67

### COACHING EXPERIENCE

#### Head Coach

2011-present Miami  
 1997-2011 George Mason  
 1986-97 Bowling Green  
 1977-79 American International

#### Assistant Coach

1979-86 Virginia  
 1971-76 Davidson

#### Player/Coach

1977 Geronemo Basketball Club (Belgium)

### IN THE HISTORY BOOKS

- 11th winningest active Division I head coach
- 44th in wins among Division I head coaches
- Owns second-most coaching wins in Miami program history
- 11th in career ACC road game win percentage (.492, 31-32)
- 13th in career ACC home game win percentage (.698, 44-19)
- 17th in career wins in ACC games (84)
- 21st in career wins while in ACC (169)

### COACHING HONORS

AP, Naismith, Iba, Rupp Coach of the Year, 2013  
 NABC All-District II, 2013  
 USBWA District IV Coach of the Year, 2013, 2016  
 Clair Bee National Coach of the Year, 2006  
 ACC Coach of the Year, 2013, 2016  
 CAA Coach of the Year, 1999, 2011  
 MAC Coach of the Year, 1997

### TEAM HONORS

18 Postseason appearances  
 Nine NCAA tournament appearances  
 1999, 2001, 2006, 2008, 2011, 2013, 2016, 2017, 2018  
 Three Sweet 16 appearances ('06, '13, '16), One Final Four ('06)  
 Eight postseason NIT appearances  
 1990, 1991, 1997, 2002, 2004, 2009, 2012, 2015  
 12 20-win seasons

### NOTABLE NBA PLAYERS COACHED

Lance Blanks (UVA) Frank Booker (BGSU) Bruce Brown Jr. (UM)  
 Rick Carlisle (UVA) Antonio Daniels (BGSU) Jeff Jones (UVA)  
 Andrew Kennedy (UVA) Jeff Lamp (UVA) Shane Larkin (UM)  
 Lewis Latimore (UVA) Sheldon Mac (UM) Jason Miskiri (GMU)  
 Olden Polynice (UVA) Lee Raker (UVA) Davon Reed (UM)  
 Ralph Sampson (UVA) Tom Sheehy (UVA) Clinton Venable (BGSU)  
 Lonnie Walker IV (UM) Othell Wilson (UVA)

### STUDENT-ATHLETE HONORS

#### At Miami

- One All-American
- One USBWA All-District IV selection
- One Basketball Times All-District
- One ACC Player of the Year
- One ACC Defensive Player of the Year
- One ACC Tournament MVP
- 14 All-ACC postseason selections
- Five ACC-All-Defensive Team selections
- One ACC All-Rookie Team selection
- Four ACC Academic Honor Roll picks
- Seven ACC Players of the Week
- One ACC Rookie of the Week
- Six ACC All-Tournament team selections
- Two NIT All-Tournament Team picks
- Two NABC Honors Court selections

#### Prior to Miami

- Two All-Americans
- 28 All-CAA selections
- Nine CAA All-Defensive Team picks
- Eight CAA All-Rookie Team picks
- Three Dean Ehlers Award winners (given to CAA player who best meets criteria of academic achievement, leadership and community service)
- 12 All-MAC selections
- Two MAC Freshman of Year selections
- Four MAC All-Freshman Team picks

### YEAR-BY-YEAR RESULTS

Year	School	Overall	Conference		
		W-L	W-L	Finish	Postseason
1977-78	American Int'l	14-13	—	—	—
1978-79	American Int'l	13-13	—	—	—
1986-87	Bowling Green	15-14	10-6	3	—
1987-88	Bowling Green	12-16	7-9	t-5	—
1988-89	Bowling Green	13-15	6-10	t-6	—
1989-90	Bowling Green	18-11	9-7	t-3	NIT First Round (0-1)
1990-91	Bowling Green	17-13	9-7	t-4	NIT First Round (0-1)
1991-92	Bowling Green	14-15	8-8	5	—
1992-93	Bowling Green	11-16	8-10	t-6	—
1993-94	Bowling Green	18-10	12-6	t-2	—
1994-95	Bowling Green	16-11	10-8	t-5	—
1995-96	Bowling Green	14-13	9-9	t-6	—
1996-97	Bowling Green	22-10	13-5	t-1	NIT First Round (0-1)
1997-98	George Mason	9-18	6-10	6	—
1998-99	George Mason	19-11	13-3	1	NCAA First Round (0-1)
1999-00	George Mason	19-11	12-4	t-1	—
2000-01	George Mason	18-12	11-5	3	NCAA First Round (0-1)
2001-02	George Mason	19-10	13-5	2	NIT First Round (0-1)
2002-03	George Mason	16-12	11-7	4	—
2003-04	George Mason	23-10	12-6	3	NIT Third Round (2-1)
2004-05	George Mason	16-13	10-8	6	—
2005-06	George Mason	27-8	15-3	t-1	NCAA Final Four (4-1)
2006-07	George Mason	18-15	9-9	5	—
2007-08	George Mason	23-11	12-6	2	NCAA First Round (0-1)
2008-09	George Mason	22-11	13-5	2	NIT First Round (0-1)
2009-10	George Mason	17-15	12-6	4	CIT First Round (0-1)
2010-11	George Mason	27-7	16-2	1	NCAA Second Round (1-1)
2011-12	Miami	20-13	9-7	t-4	NIT Second Round (1-1)
2012-13	Miami	29-7	15-3	1	NCAA Sweet 16 (2-1)
2013-14	Miami	17-16	7-11	10	—
2014-15	Miami	25-13	10-8	6	NIT Finals (4-1)
2015-16	Miami	27-8	13-5	t-2	NCAA Sweet 16 (2-1)
2016-17	Miami	21-12	10-8	t-7	NCAA First Round (0-1)
2017-18	Miami	22-10	11-7	t-3	NCAA First Round (0-1)
2018-19	Miami	8-6	0-2	—	—
<b>Overall</b>		<b>639-419</b>	<b>341-215</b>	<b>9 NCAA, 8 NIT, 1 CIT</b>	

2 years	American Int'l	27-26 (.509)
11 years	Bowling Green	170-144 (.541)
14 years	George Mason	273-164 (.625)
8 years	Miami	169-85 (.665)
<b>35 years</b>		<b>639-419 (.604)</b>



**2018-19 Miami Men's Basketball**  
**Miami Combined Team Statistics (as of Jan 06, 2019)**  
**All games**

<b>RECORD:</b>	<b>OVERALL</b>	<b>HOME</b>	<b>AWAY</b>	<b>NEUTRAL</b>
ALL GAMES	8-6	6-2	0-2	2-2
CONFERENCE	0-2	0-1	0-1	0-0
NON-CONFERENCE	8-4	6-1	0-1	2-2

##	Player	gp-gs	min	avg	Total		3-Point		F-Throw		Rebounds				pf	dq	a	to	blk	stl	pts	avg
					fg-fga	fg%	3fg-fga	3fg%	ft-fa	ft%	off	def	tot	avg								
00	Chris Lykes	14-14	464	33.1	83-180	.461	27-73	.370	52-71	.732	3	34	37	2.6	36	0	51	47	0	22	245	17.5
05	Zach Johnson	14-4	423	30.2	67-147	.456	18-52	.346	48-75	.640	6	35	41	2.9	24	0	33	26	6	22	200	14.3
01	DJ Vasiljevic	14-12	448	32.0	54-124	.435	41-93	.441	26-28	.929	11	51	62	4.4	25	0	24	16	0	6	175	12.5
03	Anthony Lawrence	14-14	457	32.6	65-141	.461	25-72	.347	20-29	.690	10	73	83	5.9	27	0	40	34	14	22	175	12.5
15	Ebuka Izundu	14-14	390	27.9	66-101	.653	1-3	.333	31-45	.689	52	80	132	9.4	38	3	17	20	25	11	164	11.7
21	Sam Waardenburg	14-10	344	24.6	26-71	.366	5-26	.192	15-22	.682	14	35	49	3.5	28	0	14	18	3	6	72	5.1
13	Anthony Mack	10-1	149	14.9	11-34	.324	8-26	.308	0-0	.000	2	10	12	1.2	15	0	7	4	0	3	30	3.0
22	Deng Gak	8-1	117	14.6	8-24	.333	0-1	.000	4-10	.400	16	17	33	4.1	15	0	5	3	9	1	20	2.5
02	Willie Herenton	5-0	7	1.4	1-1	1.000	1-1	1.000	2-2	1.000	0	0	0	0.0	0	0	0	0	0	0	5	1.0
10	Dominic Proctor	1-0	1	1.0	0-0	.000	0-0	.000	0-0	.000	0	0	0	0.0	0	0	0	0	0	0	0	0.0
Team											16	23	39					3				
Total.....		14	2800		381-823	.463	126-347	.363	198-282	.702	130	358	488	34.9	208	3	191	171	57	93	1086	77.6
Opponents.....		14	2797		376-854	.440	108-333	.324	128-186	.688	151	362	513	36.6	266	7	189	206	40	74	988	70.6

<b>TEAM STATISTICS</b>	<b>UM</b>	<b>OPP</b>	<b>Date</b>	<b>Opponent</b>	<b>Score</b>	<b>Att.</b>
SCORING	1086	988	11/09/18	LEHIGH	w 83-62	6799
Points per game	77.6	70.6	11/13/18	STEPHEN F. AUSTIN	w 96-58	6066
Scoring margin	+7.0	-	11/17/18	BETHUNE-COOKMAN	w 78-70	6322
FIELD GOALS-ATT	381-823	376-854	1 11/22/18	vs La Salle	w 85-49	866
Field goal pct	.463	.440	1 11/23/18	vs Fresno State	w 78-76	906
3 POINT FG-ATT	126-347	108-333	1 11/25/18	vs Seton Hall	L 81-83	1589
3-point FG pct	.363	.324	2 11/28/18	RUTGERS	L 54-57	6376
3-pt FG made per game	9.0	7.7	3 12/01/18	vs Yale	L 73-77	5749
FREE THROWS-ATT	198-282	128-186	12/04/18	at Penn	L 75-89	3019
Free throw pct	.702	.688	12/19/18	HOUSTON BAPTIST	w 80-73	6553
F-Throws made per game	14.1	9.1	12/22/18	FLA. ATLANTIC	w 75-55	6222
REBOUNDS	488	513	12/29/18	CAMPBELL	w 73-62	6789
Rebounds per game	34.9	36.6	* 01/03/19	NC STATE	L 82-87	6983
Rebounding margin	-1.8	-	* 01/06/19	at Louisville	L 73-90	15050
ASSISTS	191	189				
Assists per game	13.6	13.5				
TURNOVERS	171	206				
Turnovers per game	12.2	14.7				
Turnover margin	+2.5	-				
Assist/turnover ratio	1.1	0.9				
STEALS	93	74				
Steals per game	6.6	5.3				
BLOCKS	57	40				
Blocks per game	4.1	2.9				
ATTENDANCE	52110	27179				
Home games-Avg/Game	8-6514	2-9034				
Neutral site-Avg/Game	-	4-2278				

\* = Conference game  
1 = Wooden Legacy, Fullerton, Calif.  
2 = ACC/Big Ten Challenge  
3 = Hoophall Miami Invitational, Miami, Fla.

<b>Score by Periods</b>	<b>1st</b>	<b>2nd</b>	<b>Totals</b>
Miami	570	516	1086
Opponents	469	519	988

**2018-19 Miami Men's Basketball**  
**Miami Combined Team Statistics (as of Jan 06, 2019)**  
**ACC games only**

<b>RECORD:</b>	<b>OVERALL</b>	<b>HOME</b>	<b>AWAY</b>	<b>NEUTRAL</b>
ALL GAMES	0-2	0-1	0-1	0-0
CONFERENCE	0-2	0-1	0-1	0-0
NON-CONFERENCE	0-0	0-0	0-0	0-0

##	Player	gp-gs	min	avg	Total		3-Point		F-Throw		Rebounds				pf	dq	a	to	blk	stl	pts	avg
					fg-fga	fg%	3fg-fga	3fg%	ft-fa	ft%	off	def	tot	avg								
00	Chris Lykes	2-2	68	34.0	16-27	.593	5-9	.556	9-11	.818	1	3	4	2.0	4	0	6	4	0	1	46	23.0
05	Zach Johnson	2-1	69	34.5	14-31	.452	3-9	.333	9-16	.563	1	8	9	4.5	2	0	4	4	0	5	40	20.0
01	DJ Vasiljevic	2-1	59	29.5	8-16	.500	6-12	.500	3-4	.750	0	7	7	3.5	4	0	1	0	0	1	25	12.5
15	Ebuka Izundu	2-2	62	31.0	5-13	.385	0-1	.000	8-12	.667	12	9	21	10.5	5	0	2	4	0	0	18	9.0
03	Anthony Lawrence	2-2	52	26.0	5-13	.385	4-9	.444	2-6	.333	1	6	7	3.5	4	0	4	4	1	3	16	8.0
13	Anthony Mack	2-1	48	24.0	3-10	.300	2-8	.250	0-0	.000	0	5	5	2.5	5	0	1	0	0	1	8	4.0
21	Sam Waardenburg	2-1	40	20.0	1-7	.143	0-3	.000	0-0	.000	4	4	8	4.0	6	0	1	3	0	0	2	1.0
02	Willie Herenton	1-0	2	2.0	0-0	.000	0-0	.000	0-0	.000	0	0	0	0.0	0	0	0	0	0	0	0	0.0
Team											1	2	3					1				
Total.....		2	400		52-117	.444	20-51	.392	31-49	.633	20	44	64	32.0	30	0	19	20	1	11	155	77.5
Opponents.....		2	400		64-137	.467	24-61	.393	25-33	.758	33	57	90	45.0	39	1	36	23	4	5	177	88.5

**LAST 5 GAMES**

<b>RECORD:</b>	<b>OVERALL</b>	<b>HOME</b>	<b>AWAY</b>	<b>NEUTRAL</b>
ALL GAMES	3-2	3-1	0-1	0-0
CONFERENCE	0-2	0-1	0-1	0-0
NON-CONFERENCE	3-0	3-0	0-0	0-0

##	Player	gp-gs	min	avg	Total		3-Point		F-Throw		Rebounds				pf	dq	a	to	blk	stl	pts	avg
					fg-fga	fg%	3fg-fga	3fg%	ft-fa	ft%	off	def	tot	avg								
00	Chris Lykes	5-5	163	32.6	33-60	.550	10-23	.435	17-26	.654	2	10	12	2.4	11	0	19	16	0	6	93	18.6
05	Zach Johnson	5-1	145	29.0	25-51	.490	9-20	.450	18-29	.621	1	17	18	3.6	11	0	8	12	2	12	77	15.4
03	Anthony Lawrence	5-5	152	30.4	22-48	.458	12-28	.429	5-10	.500	4	24	28	5.6	9	0	17	13	4	9	61	12.2
01	DJ Vasiljevic	5-4	160	32.0	18-40	.450	13-32	.406	8-10	.800	2	19	21	4.2	7	0	10	4	0	2	57	11.4
15	Ebuka Izundu	5-5	157	31.4	22-36	.611	0-1	.000	12-18	.667	20	33	53	10.6	7	0	6	7	8	5	56	11.2
13	Anthony Mack	5-1	100	20.0	9-21	.429	7-18	.389	0-0	.000	2	7	9	1.8	9	0	6	1	0	2	25	5.0
21	Sam Waardenburg	5-4	120	24.0	5-19	.263	1-9	.111	3-4	.750	5	12	17	3.4	15	0	4	8	2	2	14	2.8
02	Willie Herenton	2-0	3	1.5	0-0	.000	0-0	.000	0-0	.000	0	0	0	0.0	0	0	0	0	0	0	0	0.0
Team											3	6	9					3				
Total.....		5	1000		134-275	.487	52-131	.397	63-97	.649	39	128	167	33.4	69	0	70	64	16	38	383	76.6
Opponents.....		5	1000		134-316	.424	50-145	.345	49-69	.710	64	121	185	37.0	88	1	75	69	5	25	367	73.4

**2018-19 Miami Men's Basketball**  
**Miami Game-by-Game Highs (as of Jan 06, 2019)**  
**All games**

Opponent	Date	Score	Points	Rebounds	Assists	Steals	Blocked shots
LEHIGH	11/09/18	83-62	22-Chris Lykes	12-Anthony Lawrence	4-Chris Lykes	3-Anthony Lawrence	3-Deng Gak Ebuka Izundu Anthony Lawrence
STEPHEN F. AUSTIN	11/13/18	96-58	22-Ebuka Izundu	19-Ebuka Izundu	6-Chris Lykes	3-Ebuka Izundu Chris Lykes	4-Ebuka Izundu
BETHUNE-COOKMAN	11/17/18	78-70	21-Chris Lykes	9-Anthony Lawrence	6-Chris Lykes	3-DJ Vasiljevic	3-Ebuka Izundu
vs La Salle	11/22/18	85-49	18-Chris Lykes	8-Ebuka Izundu	5-Zach Johnson	2-Chris Lykes Anthony Lawrence	2-Anthony Lawrence
vs Fresno State	11/23/18	78-76	24-Zach Johnson	6-Ebuka Izundu	3-Zach Johnson Anthony Lawrence	3-Chris Lykes	1-Ebuka Izundu
vs Seton Hall	11/25/18	81-83	18-Chris Lykes Zach Johnson	5-Ebuka Izundu Sam Waardenburg DJ Vasiljevic	5-DJ Vasiljevic	2-Chris Lykes	2-Ebuka Izundu
RUTGERS	11/28/18	54-57	16-Anthony Lawrence	12-Ebuka Izundu	4-Anthony Lawrence Chris Lykes	3-Zach Johnson	2-Anthony Lawrence Zach Johnson
vs Yale	12/01/18	73-77	19-Ebuka Izundu	9-Ebuka Izundu	5-Zach Johnson	2-Anthony Lawrence	2-Deng Gak Ebuka Izundu
at Penn	12/04/18	75-89	17-Zach Johnson	7-Ebuka Izundu	5-Chris Lykes	2-Ebuka Izundu	1-Zach Johnson Anthony Lawrence
HOUSTON BAPTIST	12/19/18	80-73	17-Anthony Lawrence	11-Ebuka Izundu	4-Chris Lykes DJ Vasiljevic	3-Zach Johnson Anthony Lawrence	4-Ebuka Izundu
FLA. ATLANTIC	12/22/18	75-55	19-Ebuka Izundu	13-Ebuka Izundu	8-Anthony Lawrence	3-Chris Lykes	3-Ebuka Izundu
CAMPBELL	12/29/18	73-62	22-Zach Johnson	8-Ebuka Izundu Anthony Lawrence	3-Anthony Lawrence	2-Chris Lykes Zach Johnson Anthony Lawrence	1-Zach Johnson Anthony Lawrence Sam Waardenburg Ebuka Izundu
NC STATE	01/03/19	82-87	28-Chris Lykes	11-Ebuka Izundu	4-Zach Johnson	2-Zach Johnson Anthony Lawrence	1-Anthony Lawrence
at Louisville	01/06/19	73-90	19-Zach Johnson DJ Vasiljevic	10-Ebuka Izundu	4-Chris Lykes	3-Zach Johnson	None

**Miami Team Game-by-Game Comparison (as of Jan 06, 2019)**  
**All games**

Opponent	1st	2nd	Score	Mar	Total FG	FG Pct	3-Pointers	3FG Pct	Free Throws	FT Pct	Rebounds	Assist	T/Over	Block	Steal	Fouls
LEHIGH	38/26	45/36	83-62	+21	23-61/21-61	.377/.344	14-32/8-21	.438/.381	23-32/12-21	.719/.571	45/44 +1	15/6	11/18	9/4	8/5	17/24
STEPHEN F. AUSTIN	53/32	43/26	96-58	+38	37-69/24-61	.536/.393	11-23/4-13	.478/.308	11-18/6-7	.611/.857	41/34 +7	22/8	8/18	6/4	10/5	11/15
BETHUNE-COOKMAN	30/31	48/39	78-70	+8	26-65/27-59	.400/.458	8-26/6-18	.308/.333	18-24/10-13	.750/.769	38/40 (2)	12/12	11/14	6/5	7/5	15/25
La Salle	49/18	36/31	85-49	+36	30-55/21-60	.545/.350	8-19/2-25	.421/.080	17-21/5-9	.810/.556	39/28 +11	15/9	19/20	4/3	7/6	14/22
Fresno State	37/41	41/35	78-76	+2	25-57/27-58	.439/.466	7-22/9-23	.318/.391	21-28/13-18	.750/.722	29/43 (14)	12/16	11/20	1/5	7/4	20/25
Seton Hall	45/45	36/38	81-83	(2)	30-55/34-65	.545/.523	7-20/6-23	.350/.261	14-18/9-14	.778/.643	29/30 (1)	11/15	16/13	4/1	4/5	18/21
RUTGERS	24/28	30/29	54-57	(3)	22-65/24-59	.338/.407	7-28/6-24	.250/.250	3-7/3-6	.429/.500	43/40 +3	12/10	13/14	5/8	5/8	12/13
Yale	49/39	24/38	73-77	(4)	26-63/30-58	.413/.517	6-26/4-18	.231/.222	15-18/13-17	.833/.765	33/35 (2)	12/15	11/11	4/2	5/7	16/15
Penn	36/50	39/39	75-89	(14)	28-58/34-57	.483/.596	6-20/13-23	.300/.565	13-19/8-12	.684/.667	24/34 (10)	10/23	7/9	2/3	2/4	16/18
HOUSTON BAPTIST	40/33	40/40	80-73	+7	29-57/27-55	.509/.491	11-28/11-23	.393/.478	11-17/8-14	.647/.571	35/29 +6	17/15	14/17	7/1	9/5	13/14
FLA. ATLANTIC	46/23	29/32	75-55	+20	29-57/20-60	.509/.333	9-28/9-29	.321/.310	8-10/6-9	.800/.667	35/35 -	21/11	12/16	4/0	10/3	13/16
CAMPBELL	37/26	36/36	73-62	+11	24-44/23-64	.545/.359	12-24/6-32	.500/.188	13-21/10-13	.619/.769	33/31 +2	13/13	18/13	4/0	8/12	13/19
NC STATE	45/37	37/50	82-87	(5)	28-61/31-68	.459/.456	10-25/11-30	.400/.367	16-29/14-18	.552/.778	29/51 (22)	12/17	7/16	1/3	7/4	14/23
Louisville	41/40	32/50	73-90	(17)	24-56/33-69	.429/.478	10-26/13-31	.385/.419	15-20/11-15	.750/.733	35/39 (4)	7/19	13/7	0/1	4/1	16/16

Note: Game totals are displayed in the format TEAM/OPPONENT for each category



**Miami Points-Rebounds-Assists (as of Jan 06, 2019)**  
**All games**

Opponent	Date	Score		00	01	02	03	05	10	13
				LYKES,CHRI	VASILJEVIC	HERENTON,W	LAWRENCE,A	JOHNSON,ZA	PROCTOR,DO	MACK,ANTHO
LEHIGH	11/09/18	83-62	W	22-5-4	16-3-2	0-0-0	19-12-2	5-0-3	DNP	0-0-0
STEPHEN F. AUSTIN	11/13/18	96-58	W	20-2-6	17-4-0	0-0-0	18-3-3	15-3-4	DNP	DNP
BETHUNE-COOKMAN	11/17/18	78-70	W	21-2-6	20-5-2	DNP	13-9-2	9-3-0	DNP	DNP
vs La Salle	11/22/18	85-49	W	18-1-0	15-7-3	5-0-0	6-5-3	12-4-5	0-0-0	5-0-0
vs Fresno State	11/23/18	78-76	W	17-5-2	12-5-1	DNP	7-5-3	24-2-3	DNP	0-0-1
vs Seton Hall	11/25/18	81-83	L	18-4-2	8-5-5	DNP	17-2-1	18-3-2	DNP	DNP
RUTGERS	11/28/18	54-57	L	8-2-4	3-3-0	DNP	16-8-4	12-4-2	DNP	DNP
vs Yale	12/01/18	73-77	L	12-0-3	17-6-1	DNP	9-8-3	11-3-5	DNP	0-2-0
at Penn	12/04/18	75-89	L	16-4-5	10-3-0	DNP	9-3-2	17-1-1	DNP	0-1-0
HOUSTON BAPTIST	12/19/18	80-73	W	14-5-4	13-5-4	DNP	17-5-2	9-1-2	DNP	6-4-2
FLA. ATLANTIC	12/22/18	75-55	W	12-1-7	9-5-3	0-0-0	17-8-8	6-3-0	DNP	8-0-2
CAMPBELL	12/29/18	73-62	W	21-2-2	10-4-2	DNP	11-8-3	22-5-2	DNP	3-0-1
NC STATE	01/03/19	82-87	L	28-0-2	6-3-1	DNP	12-6-3	21-5-4	DNP	5-2-0
at Louisville	01/06/19	73-90	L	18-4-4	19-4-0	0-0-0	4-1-1	19-4-0	DNP	3-3-1

Opponent	Date	Score		15	21	22
				IZUNDU,EBU	WAARDENBUR	GAK,DENG
LEHIGH	11/09/18	83-62	W	10-9-1	11-5-2	0-6-1
STEPHEN F. AUSTIN	11/13/18	96-58	W	22-19-3	2-4-5	2-4-1
BETHUNE-COOKMAN	11/17/18	78-70	W	5-4-1	8-4-1	2-3-0
vs La Salle	11/22/18	85-49	W	10-8-1	10-4-2	4-7-1
vs Fresno State	11/23/18	78-76	W	10-6-1	6-4-0	2-1-1
vs Seton Hall	11/25/18	81-83	L	11-5-1	5-5-0	4-3-0
RUTGERS	11/28/18	54-57	L	12-12-1	2-3-0	1-6-1
vs Yale	12/01/18	73-77	L	19-9-0	0-0-0	5-3-0
at Penn	12/04/18	75-89	L	9-7-2	14-3-0	DNP
HOUSTON BAPTIST	12/19/18	80-73	W	15-11-2	6-3-1	DNP
FLA. ATLANTIC	12/22/18	75-55	W	19-13-0	4-2-1	DNP
CAMPBELL	12/29/18	73-62	W	4-8-2	2-4-1	DNP
NC STATE	01/03/19	82-87	L	10-11-2	0-0-0	DNP
at Louisville	01/06/19	73-90	L	8-10-0	2-8-1	DNP

Official Basketball Box Score -- Game Totals -- Final Statistics

Lehigh vs Miami  
11/09/18 7:00 pm at Coral Gables, FL (Watsco Center)

Lehigh 62 • 1-1

#	Player	Total		3-Ptr	Rebounds			PF	TP	A	TO	Blk	Stl	Min
		FG-FGA	FG-FGA		FT-FTA	Off	Def							
##	Andree, Pat	f	3-10	2-5	2-3	0	7	7	2	10	1	1	0	29
13	Karnik, James	c	0-2	0-0	2-4	2	2	4	5	2	0	1	1	0
02	Leufroy, Kyle	g	5-8	2-3	0-0	0	9	9	2	12	1	2	0	33
05	Tejada, Lance	g	7-19	3-9	2-2	1	2	3	4	19	1	8	0	29
11	Cohen, Jordan	g	1-6	0-1	0-0	1	0	1	5	2	3	4	1	0
00	Bennett, Caleb		1-2	0-0	2-2	0	3	3	0	4	0	1	0	0
01	Wilson, Jeameril		0-0	0-0	0-0	0	1	1	2	0	0	0	0	9
04	Foley, Joe		0-0	0-0	0-0	1	0	1	0	0	0	0	0	1
20	Wilson, Marques		1-3	1-3	0-2	1	1	2	0	3	0	0	0	3
44	Lynch, Nic		3-11	0-0	4-8	5	5	10	4	10	0	1	2	0
Team						2	1	3						
Totals			21-61	8-21	12-21	13	31	44	24	62	6	18	4	5
FG % 1st Half: 7-30		23.3%	2nd half: 14-31		45.2%	Game: 21-61		34.4%	Deadball		Rebounds			
3FG % 1st Half: 5-12		41.7%	2nd half: 3-9		33.3%	Game: 8-21		38.1%						
FT % 1st Half: 7-14		50.0%	2nd half: 5-7		71.4%	Game: 12-21		57.1%						

Miami 83 • 1-0

#	Player	Total		3-Ptr	Rebounds			PF	TP	A	TO	Blk	Stl	Min
		FG-FGA	FG-FGA		FT-FTA	Off	Def							
##	Sam Waardenburg	f	3-7	1-2	4-4	3	2	5	1	11	2	1	0	1
15	Ebuka Izundu	c	3-5	0-0	4-6	4	5	9	3	10	1	2	3	0
00	Chris Lykes	g	5-17	4-8	8-11	1	4	5	3	22	4	2	0	2
01	DJ Vasiljevic	g	5-10	4-7	2-2	0	3	3	3	16	2	2	0	0
03	Anthony Lawrence	g	5-9	4-7	5-6	1	11	12	2	19	2	0	3	3
02	Willie Herenton		0-0	0-0	0-0	0	0	0	0	0	0	0	0	0
05	Zach Johnson		2-6	1-3	0-1	0	0	0	1	5	3	4	0	2
13	Anthony Mack		0-4	0-4	0-0	0	0	0	1	0	0	0	0	0
22	Deng Gak		0-3	0-1	0-2	1	5	6	3	0	1	0	3	0
Team						3	2	5						
Totals			23-61	14-32	23-32	13	32	45	17	83	15	11	9	8
FG % 1st Half: 12-35		34.3%	2nd half: 11-26		42.3%	Game: 23-61		37.7%	Deadball		Rebounds			
3FG % 1st Half: 8-21		38.1%	2nd half: 6-11		54.5%	Game: 14-32		43.8%						
FT % 1st Half: 6-9		66.7%	2nd half: 17-23		73.9%	Game: 23-32		71.9%						

Officials: Jeff Clark, Jemel Spearman, Anthony Franklin  
Technical fouls: Lehigh-None. Miami-None.  
Attendance: 6799

Score by periods	1st	2nd	Total
Lehigh	26	36	62
Miami	38	45	83

Last FG - LEHIGH 2nd-00:13, UM 2nd-01:26.  
Largest lead - LEHIGH by 2 1st-19:14, UM by 24 2nd-01:26.  
LEHIGH led for 00:10, UM led for 39:04. Game was tied for 00:46.

Score tied - 0 times.  
Lead changed - 1 time.

Official Basketball Box Score -- Game Totals -- Final Statistics

Stephen F. Austin vs Miami  
11/13/18 7:00 pm at Coral Gables, FL (Watsco Center)

Stephen F. Austin 58 • 2-1

#	Player	Total		3-Ptr	Rebounds			PF	TP	A	TO	Blk	Stl	Min
		FG-FGA	FG-FGA		FT-FTA	Off	Def							
##	Davonte Fitzgerald	f	3-12	0-2	0-0	3	2	5	1	6	0	1	1	0
23	Nathan Bain	f	2-6	0-0	3-3	3	5	8	3	7	2	2	1	1
24	Samuli Nieminen	f	1-2	0-1	0-0	0	0	0	0	2	0	1	1	0
01	Kevon Harris	g	2-8	0-3	1-2	2	3	5	3	5	2	4	0	2
05	Shannon Bogues	g	5-10	3-5	1-1	0	1	1	2	14	2	3	1	1
02	Jock Hughes	g	1-3	0-0	0-0	1	0	1	1	2	0	1	0	0
03	Mitchell Seralie		0-2	0-0	0-0	0	0	0	2	0	1	3	0	0
11	Oddyst Walker		1-3	1-2	0-0	1	3	4	1	3	0	1	0	1
20	Aaron Walton		0-1	0-0	0-0	0	0	0	1	0	1	0	0	0
25	Karl Nicholas		8-11	0-0	1-1	3	5	8	1	17	0	1	0	0
32	Jovan Grujic		1-3	0-0	0-0	0	0	0	0	2	0	0	0	0
Team						1	1	2						
Totals			24-61	4-13	6-7	14	20	34	15	58	8	18	4	5
FG % 1st Half: 14-30		46.7%	2nd half: 10-31		32.3%	Game: 24-61		39.3%	Deadball		Rebounds			
3FG % 1st Half: 1-5		20.0%	2nd half: 3-8		37.5%	Game: 4-13		30.8%						
FT % 1st Half: 3-4		75.0%	2nd half: 3-3		100.0%	Game: 6-7		85.7%						

Miami 96 • 2-0

#	Player	Total		3-Ptr	Rebounds			PF	TP	A	TO	Blk	Stl	Min
		FG-FGA	FG-FGA		FT-FTA	Off	Def							
##	Sam Waardenburg	f	1-6	0-2	0-1	0	4	4	3	2	5	2	0	1
15	Ebuka Izundu	c	11-13	0-0	0-1	11	8	19	1	22	3	0	4	3
00	Chris Lykes	g	7-12	2-5	4-5	0	2	2	1	20	6	1	0	3
01	DJ Vasiljevic	g	4-9	4-7	5-5	1	3	4	3	17	0	1	0	0
03	Anthony Lawrence	g	8-12	2-4	0-0	0	3	3	0	18	3	1	1	2
02	Willie Herenton		0-0	0-0	0-0	0	0	0	0	0	0	0	0	0
05	Zach Johnson		5-11	3-5	2-4	1	2	3	1	15	4	3	0	0
22	Deng Gak		1-6	0-0	0-2	3	1	4	2	2	1	0	1	1
Team						1	1	2						
Totals			37-69	11-23	11-18	17	24	41	11	96	22	8	6	10
FG % 1st Half: 23-41		56.1%	2nd half: 14-28		50.0%	Game: 37-69		53.6%	Deadball		Rebounds			
3FG % 1st Half: 6-15		40.0%	2nd half: 5-8		62.5%	Game: 11-23		47.8%						
FT % 1st Half: 1-2		50.0%	2nd half: 10-16		62.5%	Game: 11-18		61.1%						

Officials: Ted Valentine, Jamie Luckie, Jeb Hartness  
Technical fouls: Stephen F. Austin-None. Miami-None.  
Attendance: 6066

Score by periods	1st	2nd	Total
Stephen F. Austin	32	26	58
Miami	53	43	96

Last FG - SFA 2nd-00:14, UM 2nd-00:33.  
Largest lead - SFA None, UM by 40 2nd-00:33.  
SFA led for 00:00, UM led for 38:04. Game was tied for 01:56.

Score tied - 1 time.  
Lead changed - 0 times.

Official Basketball Box Score -- Game Totals -- Final Statistics

Bethune-Cookman vs Miami  
11/17/18 2:00 pm at Coral Gables, FL (Watsco Center)

Bethune-Cookman 70 • 2-3

#	Player	Total		3-Ptr	Rebounds			PF	TP	A	TO	Blk	Stl	Min
		FG-FGA	FG-FGA		FT-FTA	Off	Def							
##	Soufiyane Diakite	f	0-3	0-1	0-0	0	2	2	0	1	1	1	0	16
12	Shawntrez Davis	f	1-6	0-1	0-0	0	2	2	5	2	0	1	0	0
01	Malik Maitland	g	11-16	5-7	2-2	3	6	9	3	29	3	4	0	3
02	Houston Smith	g	2-6	0-1	0-0	0	2	2	0	4	1	2	0	0
15	Mark Gordon	g	2-6	1-3	0-0	0	1	1	4	5	0	2	0	0
03	Wali Parks		2-4	0-1	0-0	2	1	3	4	4	2	0	1	0
05	Leon Redd		1-5	0-4	1-2	1	2	3	4	3	0	2	0	1
10	Cletrell Pope		7-10	0-0	4-4	2	8	10	2	18	1	0	3	1
21	Dondre Duffus		1-3	0-0	3-5	0	1	1	1	5	4	0	0	0
Team						3	4	7		2				
Totals			27-59	6-18	10-13	11	29	40	25	70	12	14	5	5
FG % 1st Half: 14-26		53.8%	2nd half: 13-33		39.4%	Game: 27-59		45.8%	Deadball		Rebounds			
3FG % 1st Half: 3-7		42.9%	2nd half: 3-11		27.3%	Game: 6-18		33.3%						
FT % 1st Half: 0-0		0.0%	2nd half: 10-13		76.9%	Game: 10-13		76.9%						

Miami 78 • 3-0

#	Player	Total		3-Ptr	Rebounds			PF	TP	A	TO	Blk	Stl	Min	
		FG-FGA	FG-FGA		FT-FTA	Off	Def								Total
21	Sam Waardenburg	f	4-6	0-1	0-1	1	3	4	3	8	1	0	0	27	
15	Ebuka Izundu	c	2-8	0-0	1-2	3	1	4	5	5	1	2	3	27	
00	Chris Lykes	g	7-16	3-8	4-5	0	2	2	3	21	6	2	0	36	
01	DJ Vasiljevic	g	5-12	4-9	6-6	2	3	5	1	20	2	2	0	32	
03	Anthony Lawrence	g	4-11	1-5	4-4	2	7	9	1	13	2	4	0	37	
05	Zach Johnson		3-10	0-3	3-6	1	2	3	2	9	0	0	1	29	
22	Deng Gak		1-2	0-0	0-0	2	1	3	0	2	0	1	2	0	11
	Team					3	5	8							
	Totals		26-65	8-26	18-24	14	24	38	15	78	12	11	6	7	199
	FG 1st Half:	10-35	28.6%	2nd half:	16-30	53.3%	Game:	26-65	40.0%						Deadball
	3FG 1st Half:	2-11	18.2%	2nd half:	6-15	40.0%	Game:	8-26	30.8%						Rebounds
	FT 1st Half:	8-12	66.7%	2nd half:	10-18	83.3%	Game:	18-24	75.0%						2

Official Basketball Box Score -- Game Totals -- Final Statistics  
Miami vs Fresno State  
11/23/18 11:00 am at Titan Gym

Miami 78 • 5-0

#	Player	Total		3-Ptr	Rebounds			PF	TP	A	TO	Blk	Stl	Min
		FG-FGA	FG-FGA		Off	Def	Tot							
21	Sam Waardenburg	1-5	0-2	4-5	1	3	4	2	6	0	0	0	1	24
15	Ebuka Izundu	3-3	0-0	4-5	1	5	6	5	10	1	0	1	0	21
00	Chris Lykes	6-16	2-8	3-4	0	5	5	3	17	2	4	0	3	35
01	DJ Vasiljevic	4-10	4-7	0-0	1	4	5	2	12	1	2	0	0	38
03	Anthony Lawrence	2-5	0-1	3-3	1	4	5	3	7	3	5	0	1	31
05	Zach Johnson	8-16	1-4	7-11	1	1	2	3	24	3	0	0	2	34
13	Anthony Mack	0-1	0-0	0-0	0	0	0	1	0	1	0	0	0	5
22	Deng Gak	1-1	0-0	0-0	1	0	1	1	2	1	0	0	0	12
Team					1	0	1							
Totals		25-57	7-22	21-28	7	22	29	20	78	12	11	1	7	200
FG % 1st Half: 13-31		41.9%	2nd half: 12-26	46.2%	Game: 25-57		43.9%	Deadball		Rebounds				
3FG % 1st Half: 4-12		33.3%	2nd half: 3-10	30.0%	Game: 7-22		31.8%							
FT % 1st Half: 7-9		77.8%	2nd half: 14-19	73.7%	Game: 21-28		75.0%							

Fresno State 76 • 2-2

#	Player	Total		3-Ptr	Rebounds			PF	TP	A	TO	Blk	Stl	Min
		FG-FGA	FG-FGA		Off	Def	Tot							
20	BITTNER, Sam	2-4	0-2	0-0	3	2	5	3	4	6	0	0	0	33
32	GRIMES, Nate	4-9	0-0	1-2	5	10	15	2	9	1	1	4	0	27
00	WILLIAMS, New	3-7	2-4	0-0	1	4	5	4	8	0	3	1	1	30
04	HUGGINS, Braxton	10-21	5-10	3-4	1	3	4	5	28	0	2	0	0	31
21	TAYLOR, Deshon	8-14	2-6	7-8	0	2	2	4	25	3	6	0	3	32
03	McWILLIAMS, Johnny	0-0	0-0	0-0	0	1	1	1	0	1	0	0	0	3
11	GRAY, Christian	0-1	0-0	2-4	0	1	1	2	2	0	1	0	0	10
13	AGAU, Aguir	0-0	0-0	0-0	0	0	0	1	0	0	2	0	0	3
35	ROJAS, Lazaro	0-0	0-0	0-0	0	0	0	0	0	0	1	0	0	3
55	BLACKWELL, Noah	0-2	0-1	0-0	0	3	3	3	0	5	4	0	0	28
Team					3	4	7							
Totals		27-58	9-23	13-18	13	30	43	25	76	16	20	5	4	200
FG % 1st Half: 15-25		60.0%	2nd half: 12-33	36.4%	Game: 27-58		46.6%	Deadball		Rebounds				
3FG % 1st Half: 4-9		44.4%	2nd half: 5-14	35.7%	Game: 9-23		39.1%							
FT % 1st Half: 7-10		70.0%	2nd half: 6-8	75.0%	Game: 13-18		72.2%							

Officials: Mike Greenstein, Kevin Brill, Rick Batsell  
Technical fouls: Miami-None. Fresno State-None.  
Attendance: 906

Score by periods	1st	2nd	Total
Miami	37	41	78
Fresno State	41	35	76

Last FG - UM 2nd-00:01, FS 2nd-02:33.  
Largest lead - UM by 6 2nd-16:43, FS by 5 1st-17:51.  
UM led for 15:39. FS led for 17:00. Game was tied for 07:21.

Score tied - 12 times.  
Lead changed - 11 times.

Official Basketball Box Score -- Game Totals -- Final Statistics  
Miami vs Seton Hall  
11/25/18 7:30 pm at Titan Gym

Miami 81 • 5-1

#	Player	Total		3-Ptr	Rebounds			PF	TP	A	TO	Blk	Stl	Min
		FG-FGA	FG-FGA		Off	Def	Tot							
15	Ebuka Izundu	3-4	1-1	4-6	1	4	5	4	11	1	2	2	0	21
00	Chris Lykes	7-13	2-5	2-2	0	4	4	4	18	2	5	0	2	37
01	DJ Vasiljevic	3-8	2-5	0-0	0	5	5	0	8	5	0	0	0	34
03	Anthony Lawrence	8-16	0-5	1-2	0	2	2	4	17	1	4	1	1	32
05	Zach Johnson	5-7	2-3	6-6	0	3	3	2	18	2	2	0	0	37
21	Sam Waardenburg	2-4	0-1	1-2	0	5	5	1	5	0	2	0	1	24
22	Deng Gak	2-3	0-0	0-0	2	1	3	3	4	0	1	1	0	15
Team					1	1	2							
Totals		30-55	7-20	14-18	4	25	29	18	81	11	16	4	4	200
FG % 1st Half: 16-24		66.7%	2nd half: 14-31	45.2%	Game: 30-55		54.5%	Deadball		Rebounds				
3FG % 1st Half: 3-8		37.5%	2nd half: 4-12	33.3%	Game: 7-20		35.0%							
FT % 1st Half: 10-12		83.3%	2nd half: 4-6	66.7%	Game: 14-18		77.8%							

Seton Hall 83 • 4-2

#	Player	Total		3-Ptr	Rebounds			PF	TP	A	TO	Blk	Stl	Min
		FG-FGA	FG-FGA		Off	Def	Tot							
01	NZEI, Michael	8-8	0-0	5-7	1	3	4	2	21	0	0	0	1	33
23	MAMUKELASHVILI, S.	4-12	1-4	0-0	0	5	5	2	9	3	0	1	1	30
00	McKNIGHT, Quincy	7-9	1-1	1-2	1	3	4	3	16	5	1	0	3	33
13	POWELL, Myles	6-15	4-12	1-1	1	2	3	2	17	2	4	0	0	37
22	CALE, Myles	1-4	0-2	1-2	0	5	5	3	3	1	1	0	0	14
02	NELSON, Anthony	0-0	0-0	0-0	0	0	0	3	0	2	4	0	0	5
14	RHODEN, Jared	4-7	0-2	0-0	2	2	4	2	8	1	1	0	1	24
15	THOMPSON, Taurean	3-8	0-1	1-2	1	1	2	2	7	1	1	0	0	14
33	REYNOLDS, Shavar	0-1	0-1	0-0	0	1	1	1	0	0	1	0	0	7
35	GILL, Romaro	1-1	0-0	0-0	0	0	0	1	2	0	0	0	0	3
Team					1	1	2							
Totals		34-65	6-23	9-14	7	23	30	21	83	15	13	1	5	200
FG % 1st Half: 19-33		57.6%	2nd half: 15-32	46.9%	Game: 34-65		52.3%	Deadball		Rebounds				
3FG % 1st Half: 3-11		27.3%	2nd half: 3-12	25.0%	Game: 6-23		26.1%							
FT % 1st Half: 4-7		57.1%	2nd half: 5-7	71.4%	Game: 9-14		64.3%							

Officials: Michael Irving, Chris Rastatter, Mike Greenstein  
Technical fouls: Miami-None. Seton Hall-None.  
Attendance: 1589

Score by periods	1st	2nd	Total
Miami	45	36	81
Seton Hall	45	38	83

Last FG - UM 2nd-03:23, HALL 2nd-04:48.  
Largest lead - UM by 6 1st-12:18, HALL by 7 2nd-06:22.  
UM led for 12:29. HALL led for 20:37. Game was tied for 06:47.

Points In Off 2nd Fast  
UM Paint T/O Chance Break Bench  
HALL 56 19 9 5 17

Score tied - 12 times.  
Lead changed - 16 times.

Official Basketball Box Score -- Game Totals -- Final Statistics  
Rutgers vs Miami  
11/28/18 7:15 pm at Coral Gables, FL (Watsco Center)

Rutgers 57 • 5-1

#	Player	Total		3-Ptr	Rebounds			PF	TP	A	TO	Blk	Stl	Min
		FG-FGA	FG-FGA		Off	Def	Tot							
05	Eugene Omoruyi	5-12	1-3	0-0	1	3	4	3	11	1	5	1	1	32
02	Shaquille Doorson	0-0	0-0	1-3	4	6	10	0	1	0	0	1	0	26
00	Geo Baker	7-17	2-6	0-0	0	7	7	2	16	6	4	2	0	39
32	Peter Kiss	5-10	2-6	0-0	0	3	3	0	12	0	1	1	3	26
35	Issa Thiam	2-7	1-5	2-2	0	7	7	1	7	1	1	2	2	30
11	Mamadou Doucoure	0-1	0-0	0-0	1	0	1	0	0	0	0	0	0	2
15	Myles Johnson	0-1	0-0	0-0	0	2	2	2	0	1	1	0	1	12
22	Caleb McConnell	0-0	0-0	0-0	0	0	0	0	0	0	0	0	0	1
23	Montez Mathis	2-4	0-1	0-1	0	1	1	2	4	0	1	0	1	13
24	Ron Harper Jr.	3-7	0-3	0-0	2	2	4	3	6	1	1	1	0	19
Team					0	1	1							
Totals		24-59	6-24	3-6	8	32	40	13	57	10	14	8	8	200
FG % 1st Half: 13-31		41.9%	2nd half: 11-28	39.3%	Game: 24-59		40.7%	Deadball		Rebounds				
3FG % 1st Half: 2-11		18.2%	2nd half: 4-13	30.8%	Game: 6-24		25.0%							
FT % 1st Half: 0-0		0.0%	2nd half: 3-6	50.0%	Game: 3-6		50.0%							

Miami 54 • 5-2

#	Player		Total		3-Ptr	Rebounds			PF	TP	A	TO	Blk	Stl	Min		
			FG-FA	FG-FGA		FT-FTA	Off	Def								Tot	
15	Ebuka Izundu	c	5-8	0-1	2-2	4	8	12	2	12	1	2	1	0	26		
00	Chris Lykes		3-11	2-6	0-0	0	2	2	2	8	4	5	0	1	32		
01	DJ Vasiljevic	g	1-8	1-6	0-0	2	1	3	3	3	0	2	0	0	38		
03	Anthony Lawrence		6-13	4-8	0-0	1	7	8	1	16	4	0	2	1	36		
05	Zach Johnson	g	6-15	0-4	0-3	2	2	4	4	12	2	2	2	3	37		
21	Sam Waardenburg		1-7	0-3	0-0	1	2	3	0	2	0	2	0	0	17		
22	Deng Gak		0-3	0-0	1-2	2	4	6	2	1	1	0	0	0	14		
	Team					2	3	5									
Totals						22-65	7-28	3-7	14	29	43	12	54	12	13	5	200
FG % 1st Half:			9-29	31.0%	2nd half:	13-36	36.1%	Game:	22-65	33.8%	Deadball Rebounds						
3FG % 1st Half:			4-15	26.7%	2nd half:	3-13	23.1%	Game:	7-28	25.0%							
FT % 1st Half:			4-2	100.0%	2nd half:	1-5	20.0%	Game:	3-7	42.9%	1						



Official Basketball Box Score -- Game Totals -- Final Statistics  
Miami vs Penn  
12/04/18 7:00 pm at Philadelphia, PA (The Palestra)

Miami 75 • 5-4

#	Player	Total		3-Ptr		Rebounds			PF	TP	A TO Blk Stl				Min
		FG-FGA	FG-FGA	FT-FTA	Off Def Tot	PF	TP	A TO Blk Stl							
21	Sam Waardenburg	f	5-7	2-3	2-3	2 1 3	2 14	0 1 0 0	0	37					
15	Ebuka Izundu	c	4-8	0-0	1-1	4 3 7	5 9	2 0 0 2	2	26					
00	Chris Lykes	g	5-15	0-4	6-8	0 4 4	4 16	5 4 0 0	0	31					
01	DJ Vasiljevic	g	4-7	2-5	0-0	2 1 3	3 10	0 0 0 0	0	34					
03	Anthony Lawrence	g	3-6	1-2	2-4	0 3 3	2 9	2 1 1 0	3	34					
05	Zach Johnson		7-14	1-5	2-3	0 1 1	0 17	1 1 1 0	0	29					
13	Anthony Mack		0-1	0-1	0-0	0 1 1	0 0	0 0 0 0	0	9					
Team						1 1 2									
Totals			28-58	6-20	13-19	9 15 24	16 75	10 7 2 2	2	200					
FG % 1st Half: 14-27		51.9%	2nd half: 14-31	45.2%	Game: 28-58	48.3%	Deadball								
3FG % 1st Half: 4-8		50.0%	2nd half: 2-12	16.7%	Game: 6-20	30.0%	Rebounds								
FT % 1st Half: 4-7		57.1%	2nd half: 9-12	75.0%	Game: 13-19	68.4%	2								

Penn 89 • 7-2

#	Player	Total		3-Ptr		Rebounds			PF	TP	A TO Blk Stl				Min
		FG-FGA	FG-FGA	FT-FTA	Off Def Tot	PF	TP	A TO Blk Stl							
00	Max Rothschild	f	1-2	0-0	3-4	0 2 2	3 5	3 2 1 2	1	18					
25	AJ Brodeur	f	9-15	0-0	0-1	1 7 8	3 18	6 3 1 2	3	35					
02	Antonio Woods	g	2-6	0-2	3-4	0 5 5	1 7	4 0 0 0	0	35					
12	Devon Goodman	g	6-10	3-5	1-1	1 1 2	4 16	4 2 1 0	0	34					
20	Bryce Washington	g	3-7	1-5	0-0	2 1 3	5 7	0 0 0 0	0	21					
03	Jake Silpe		3-4	3-4	1-2	0 6 6	2 10	5 0 0 0	0	25					
05	Jackson Donahue		1-1	1-1	0-0	1 0 1	0 3	0 0 0 0	0	5					
23	Michael Wang		9-12	5-6	0-0	2 2 4	0 23	1 2 0 0	0	27					
Team						2 1 3									
Totals			34-57	13-23	8-12	9 25 34	18 89	23 9 3 4	4	200					
FG % 1st Half: 19-29		65.5%	2nd half: 15-28	53.6%	Game: 34-57	59.6%	Deadball								
3FG % 1st Half: 11-18		61.1%	2nd half: 2-5	40.0%	Game: 13-23	56.5%	Rebounds								
FT % 1st Half: 1-2		50.0%	2nd half: 7-10	70.0%	Game: 8-12	66.7%	3								

Officials: Nathan Farrell, Alfred Smith, Lamar Simpson  
Technical fouls: Miami-None, Penn-None.  
Attendance: 3019

Score by periods	1st	2nd	Total
Miami	36	39	75
Penn	50	39	89

Last FG - UM 2nd-01:32, PENN 2nd-01:25.  
Largest lead - UM by 4 1st-18:29, PENN by 19 2nd-10:39.  
UM led for 01:47, PENN led for 37:20. Game was tied for 00:53.

Score tied - 1 time.  
Lead changed - 1 time.

Official Basketball Box Score -- Game Totals -- Final Statistics  
Houston Baptist vs Miami  
12/19/18 7:00 pm at Coral Gables, FL (Watsco Center)

Houston Baptist 73 • 3-7

#	Player	Total		3-Ptr		Rebounds			PF	TP	A TO Blk Stl				Min
		FG-FGA	FG-FGA	FT-FTA	Off Def Tot	PF	TP	A TO Blk Stl							
02	Philip McKenzie	f	5-7	2-3	3-4	3 1 4	1 15	2 1 0 1	1	34					
15	Edward Hardt	c	7-14	0-0	0-1	2 5 7	3 14	1 4 0 1	1	31					
00	Ian DuBose	g	4-11	1-5	1-3	1 2 3	2 10	3 6 1 2	2	27					
04	Stephen O'Suiji	g	1-2	1-1	0-0	0 1 1	1 3	2 0 0 0	0	15					
23	Oliver Lynch-Daniels	g	6-10	5-7	2-2	0 4 4	3 19	3 3 0 0	0	34					
03	Jackson Stent		0-0	0-0	0-0	0 1 1	1 0	1 0 0 0	0	6					
22	Jalon Gates		3-8	2-6	0-0	0 0 0	1 8	0 0 0 0	0	16					
30	Braxton Bonds		0-2	0-1	2-4	0 7 7	1 2	3 2 0 1	2	28					
32	Benjamin Uluko		1-1	0-0	0-0	0 1 1	1 2	0 1 0 0	0	9					
Team						1 0 1									
Totals			27-55	11-23	8-14	7 22 29	14 73	15 17 1 5	5	200					
FG % 1st Half: 13-30		43.3%	2nd half: 14-25	56.0%	Game: 27-55	49.1%	Deadball								
3FG % 1st Half: 6-12		50.0%	2nd half: 5-11	45.5%	Game: 11-23	47.8%	Rebounds								
FT % 1st Half: 1-6		16.7%	2nd half: 7-8	87.5%	Game: 8-14	57.1%	2								

Miami 80 • 6-4

#	Player	Total		3-Ptr		Rebounds			PF	TP	A TO Blk Stl				Min
		FG-FGA	FG-FGA	FT-FTA	Off Def Tot	PF	TP	A TO Blk Stl							
21	Sam Waardenburg	f	2-3	0-1	2-2	1 2 3	4 6	1 1 1 1	1	24					
15	Ebuka Izundu	c	6-8	0-0	3-4	4 7 11	0 15	2 1 4 2	3	34					
00	Chris Lykes	g	5-9	1-2	3-5	1 4 5	1 14	4 4 0 0	0	31					
01	DJ Vasiljevic	g	4-12	3-10	2-2	1 4 5	2 13	4 0 0 0	0	34					
03	Anthony Lawrence	g	6-12	4-7	1-2	1 4 5	1 17	2 3 2 3	3	33					
05	Zach Johnson		4-8	1-3	0-2	0 1 1	3 9	2 4 0 3	2	27					
13	Anthony Mack		2-5	2-5	0-0	2 2 4	2 6	2 1 0 0	0	17					
Team						0 1 1									
Totals			29-57	11-28	11-17	10 25 35	13 80	17 14 7 9	9	200					
FG % 1st Half: 15-28		53.6%	2nd half: 14-29	48.3%	Game: 29-57	50.9%	Deadball								
3FG % 1st Half: 8-17		47.1%	2nd half: 3-11	27.3%	Game: 11-28	39.3%	Rebounds								
FT % 1st Half: 2-2		100.0%	2nd half: 9-15	60.0%	Game: 11-17	64.7%	2								

Officials: Bill Covington Jr., AJ Desai, Bert Smith  
Technical fouls: Houston Baptist-None, Miami-DJ Vasiljevic.  
Attendance: 6553

Score by periods	1st	2nd	Total
Houston Baptist	33	40	73
Miami	40	40	80

Last FG - HBU 2nd-00:14, UM 2nd-00:58.  
Largest lead - HBU by 1 2nd-13:26, UM by 13 2nd-06:30.  
HBU led for 00:06, UM led for 39:12. Game was tied for 00:42.

Score tied - 1 time.  
Lead changed - 2 times.

Official Basketball Box Score -- Game Totals -- Final Statistics  
Fla. Atlantic vs Miami  
12/22/18 2:00 pm at Coral Gables, FL (Watsco Center)

Fla. Atlantic 55 • 8-4

#	Player	Total		3-Ptr		Rebounds			PF	TP	A TO Blk Stl				Min
		FG-FGA	FG-FGA	FT-FTA	Off Def Tot	PF	TP	A TO Blk Stl							
00	Jaylen Sobree	f	6-14	4-7	2-2	0 1 1	2 18	1 3 0 0	0	28					
01	Madiaw Niang	f	2-6	0-2	0-0	2 4 6	2 4	1 2 0 1	1	26					
25	Karlis Silins	f	0-0	0-0	0-0	0 0 0	0 0	0 0 0 0	0	6					
03	Anthony Adger	g	7-14	5-9	0-1	0 4 4	2 19	2 4 0 2	3	31					
23	Richardson Maitre	g	0-4	0-2	0-0	0 1 1	1 0	0 1 0 0	0	14					
10	Kevaughn Ellis		0-1	0-1	0-0	0 0 0	2 0	0 0 0 0	0	14					
11	Michael Forrest		2-9	0-4	1-2	0 4 4	3 5	5 4 0 0	0	29					
12	Aleksandar Zecevic		1-4	0-0	2-2	3 2 5	0 4	1 1 0 0	0	14					
21	Simone Lepichev		2-5	0-1	1-2	4 3 7	2 5	1 1 0 0	0	31					
24	Cedric Jackson		0-3	0-3	0-0	0 0 0	2 0	0 0 0 0	0	7					
Team						2 5 7									
Totals			20-60	9-29	6-9	11 24 35	16 55	11 16 0 3	3	200					
FG % 1st Half: 9-30		30.0%	2nd half: 11-30	36.7%	Game: 20-60	33.3%	Deadball								
3FG % 1st Half: 4-15		26.7%	2nd half: 5-14	35.7%	Game: 9-29	31.0%	Rebounds								
FT % 1st Half: 1-2		50.0%	2nd half: 5-7	71.4%	Game: 6-9	66.7%	1								

Miami 75 • 7-4

#	Player		Total			3-Ptr			Rebounds			PF	TP	A TO Blk Stl				Min
			FG-FGA	FG-FGA	FT-FTA	Off	Def	Total	Off	Def	Total							
21	Sam Waardenburg	f	1-5	1-4	1-2	0	2	2	1	4	1	2	0	0	0	0	29	
15	Ebuka Izundu	c	9-11	0-0	1-2	2	11	13	1	19	0	1	3	2	31	0	29	
00	Chris Lykes	g	5-12	0-4	2-2	0	1	1	4	12	7	2	0	3	29	0	29	
01	DJ Vasiljevic	g	3-7	3-7	0-0	0	5	5	0	9	3	1	0	1	33	0	33	
03	Anthony Lawrence	g	6-12	3-8	2-2	2	6	8	2	17	8	3	0	1	33	0	33	
02	Willie Herenton		0-0	0-0	0-0	0	0	0	0	0	0	0	0	0	1	0	1	
05	Zach Johnson		2-6	0-2	2-2	0	3	3	3	6	0	1	1	2	23	0	23	
13	Anthony Mack		3-4	2-3	0-0	0	0	0	2	8	2	0	0	1	21	0	21	
Team						0	3	3							2			
Totals			29-57	9-28	8-10	4	31	35	13	75	21	12	4	10	100	200		
FG % 1st Half: 20-34			58.8%	2nd half: 9-23	39.1%	Game: 29-57			50.9%									Deadball Rebounds 2
3FG % 1st Half: 5-13			38.5%	2nd half: 4-15	26.7%	Game: 9-28			32.1%									
FT % 1st Half: 1-1			100.0%	2nd half: 7-9	77.8%	Game: 8-10			80.0%									

Official Basketball Box Score -- Game Totals -- Final Statistics  
NC State vs Miami  
01/03/19 7:00 pm at Coral Gables, Fla. (Watsco Center)

NC State 87 • 13-1, 1-0 ACC

#	Player	Total		3-Ptr		Rebounds			PF	TP	A TO Blk Stl					Min
		FG-FGA	FG-FGA	FT-FTA	Off Def Tot											
33	Wyatt Walker	c	3-7	0-0	3-4	8	3	11	4	9	0	2	0	0	0	23
02	Torin Dorn	g	3-9	0-3	1-2	0	6	6	1	7	3	1	1	2	33	
10	Braxton Beverly	g	4-12	3-10	0-0	2	2	4	3	11	6	4	0	0	30	
13	C.J. Bryce	g	4-10	0-3	2-2	3	6	9	3	10	2	1	0	0	25	
24	Devon Daniels	g	7-10	2-2	3-4	1	7	8	3	19	0	3	1	0	32	
00	Derek Funderburk		3-3	1-1	1-2	1	3	4	5	8	0	1	1	2	16	
04	Jericole Hellems		1-7	1-4	0-0	0	2	2	1	3	0	0	0	0	12	
05	Eric Lockett		0-2	0-1	0-0	2	0	2	1	0	1	0	0	0	6	
11	Markell Johnson		6-8	4-6	4-4	0	4	4	2	20	5	4	0	0	23	
Team						1	0	1								
Totals			31-68	11-30	14-18	18	33	51	23	87	17	16	3	4	200	
FG % 1st Half: 14-38		36.8%	2nd half: 17-30		56.7%	Game: 31-68		45.6%	Deadball							
3FG % 1st Half: 5-18		27.8%	2nd half: 6-12		50.0%	Game: 11-30		36.7%	Rebounds							
FT % 1st Half: 4-6		66.7%	2nd half: 10-12		83.3%	Game: 14-18		77.8%	3							

Miami 82 • 8-5, 0-1 ACC

#	Player	Total		3-Ptr		Rebounds			PF	TP	A TO Blk Stl					Min
		FG-FGA	FG-FGA	FT-FTA	Off Def Tot											
21	Sam Waardenburg	f	0-2	0-1	0-0	0	0	0	4	0	0	1	0	0	15	
15	Ebuka Izundu	c	4-8	0-1	2-5	7	4	11	2	10	2	1	0	0	36	
00	Chris Lykes	g	10-15	3-4	5-6	0	0	0	3	28	2	2	0	1	35	
01	DJ Vasiljevic	g	1-5	1-4	3-4	0	3	3	1	6	1	0	0	1	27	
03	Anthony Lawrence	g	4-7	3-4	1-4	1	5	6	1	12	3	2	1	2	28	
05	Zach Johnson		7-17	2-5	5-10	1	4	5	1	21	4	1	0	2	32	
13	Anthony Mack		2-7	1-6	0-0	0	2	2	2	5	0	0	0	1	27	
Team						0	2	2								
Totals			28-61	10-25	16-29	9	20	29	14	82	12	7	1	7	200	
FG % 1st Half: 17-34		50.0%	2nd half: 11-27		40.7%	Game: 28-61		45.9%	Deadball							
3FG % 1st Half: 5-11		45.5%	2nd half: 5-14		35.7%	Game: 10-25		40.0%	Rebounds							
FT % 1st Half: 6-13		46.2%	2nd half: 10-16		62.5%	Game: 16-29		55.2%	4							

Officials: Brent Hampton,Doug Shows,Ted Valentine  
Technical fouls: NC State-None. Miami-None.  
Attendance: 6983

Score by periods	1st	2nd	Total
NC State	37	50	87
Miami	45	37	82

Last FG - ST 2nd-03:41, UM 2nd-00:03.  
Largest lead - ST by 7 1st-05:46, UM by 10 2nd-09:53.  
ST led for 16:23, UM led for 22:29. Game was tied for 01:08.

Score tied - 3 times.  
Lead changed - 7 times.

Official Basketball Box Score -- Game Totals -- Final Statistics  
Miami vs Louisville  
01/06/19 6:00 pm at Louisville, Ky. (KFC Yum! Center)

Miami 73 • 8-6 (0-2 ACC)

#	Player	Total		3-Ptr		Rebounds			PF	TP	A TO Blk Stl					Min
		FG-FGA	FG-FGA	FT-FTA	Off Def Tot											
15	Ebuka Izundu	c	1-5	0-0	6-7	5	5	10	3	8	0	3	0	0	26	
00	Chris Lykes	c	6-12	2-5	4-5	1	3	4	1	18	4	2	0	0	33	
03	Anthony Lawrence	g	1-6	1-5	1-2	0	1	1	3	4	1	2	0	1	24	
05	Zach Johnson	g	7-14	1-4	4-6	0	4	4	1	19	0	3	0	3	37	
13	Anthony Mack	g	1-3	1-2	0-0	0	3	3	3	3	1	0	0	0	21	
01	DJ Vasiljevic		7-11	5-8	0-0	0	4	4	3	19	0	0	0	0	32	
02	Willie Herenton		0-0	0-0	0-0	0	0	0	0	0	0	0	0	0	2	
21	Sam Waardenburg		1-5	0-2	0-0	4	4	8	2	2	1	2	0	0	25	
Team						1	0	1								
Totals			24-56	10-26	15-20	11	24	35	16	73	7	13	0	4	200	
FG % 1st Half: 12-25		48.0%	2nd half: 12-31		38.7%	Game: 24-56		42.9%	Deadball							
3FG % 1st Half: 7-14		50.0%	2nd half: 3-12		25.0%	Game: 10-26		38.5%	Rebounds							
FT % 1st Half: 10-12		83.3%	2nd half: 5-8		62.5%	Game: 15-20		75.0%	2							

Louisville 90 • 10-4 (1-0 ACC)

#	Player	Total		3-Ptr		Rebounds			PF	TP	A TO Blk Stl					Min
		FG-FGA	FG-FGA	FT-FTA	Off Def Tot											
24	Dwayne Sutton	f	4-9	1-5	4-5	4	3	7	1	13	2	1	0	0	34	
33	Jordan Nwora	f	8-16	3-6	1-1	1	6	7	1	20	1	1	0	1	37	
23	Steven Enoch	c	3-5	0-0	0-0	0	2	2	2	6	0	1	0	0	13	
01	Christen Cunningham	g	4-8	3-5	0-1	0	4	4	2	11	5	1	0	0	35	
02	Darius Perry	g	0-1	0-1	2-2	0	0	0	1	2	0	2	0	0	4	
00	Akoy Agau		0-1	0-0	0-0	0	0	0	1	0	0	1	0	0	3	
03	Jo Griffin		0-0	0-0	0-0	0	0	0	0	0	0	0	0	0	0+	
04	Khwan Fore		1-2	1-1	0-0	0	1	1	2	3	1	0	0	0	13	
05	Malik Williams		8-14	2-4	1-2	6	5	11	2	19	0	0	1	0	23	
13	VJ King		2-3	0-0	0-0	3	0	3	2	4	1	0	0	0	10	
30	Ryan McMahon		3-10	3-9	3-4	0	3	3	2	12	9	0	0	0	28	
Team						1	0	1								
Totals			33-69	13-31	11-15	15	24	39	16	90	19	7	1	1	200	
FG % 1st Half: 13-30		43.3%	2nd half: 20-39		51.3%	Game: 33-69		47.8%	Deadball							
3FG % 1st Half: 5-15		33.3%	2nd half: 8-16		50.0%	Game: 13-31		41.9%	Rebounds							
FT % 1st Half: 9-13		69.2%	2nd half: 2-2		100.0%	Game: 11-15		73.3%	1							

Officials: A.J. Desai,John Gaffney,Jamie Luckie  
Technical fouls: Miami-None. Louisville-None.  
Attendance: 15050

Score by periods	1st	2nd	Total
Miami	41	32	73
Louisville	40	50	90

Last FG - UM 2nd-01:05, UL 2nd-01:19.  
Largest lead - UM by 15 1st-09:28, UL by 18 2nd-03:50.  
UM led for 24:20, UL led for 14:51. Game was tied for 00:49.

Score tied - 1 time.  
Lead changed - 2 times.



# 22 DENG GAK

R-Fr • 6-10 • 211 • Forward

Sydney, Australia

Blair Academy (N.J.)

## 2018-19 HIGHLIGHTS

- Suffered season-ending left knee injury on Dec. 1 against Yale
- Played at least 11 minutes off the bench in each of his eight games this season
- Made first college start against Yale (12/1), scored five points in season-high 19 minutes
- Scored first college points in win over Stephen F. Austin (11/13)
- Recorded six rebounds and three blocks in 14 minutes of action in his Miami debut against Lehigh (11/9)

## 2018-19 GAME-BY-GAME

	GS	Min	FG	Pct	3FG	Pct	FT	Pct	O-D-T	Avg	PF	FO	A	TO	Blk	Stl	Pts	Avg
Lehigh		14	0-3	.000	0-1	.000	0-2	.000	1-5-6	6.0	3	0	1	0	3	0	0	0.0
Stephen F. Austin		17	1-6	.167	0-0	.000	0-2	.000	3-1-4	5.0	2	0	1	0	1	1	2	1.0
Bethune-Cookman		11	1-2	.500	0-0	.000	0-0	.000	2-1-3	4.3	0	0	0	1	2	0	2	1.3
vs La Salle		15	2-4	.500	0-0	.000	0-0	.000	3-4-7	5.0	3	0	1	0	0	0	4	2.0
vs Fresno State		12	1-1	1.000	0-0	.000	0-0	.000	1-0-1	4.2	1	0	1	0	0	0	2	2.0
vs Seton Hall		15	2-3	.667	0-0	.000	0-0	.000	2-1-3	4.0	3	0	0	1	1	0	4	2.3
Rutgers		14	0-3	.000	0-0	.000	1-2	.500	2-4-6	4.3	2	0	1	0	0	0	1	2.1
vs Yale	*	19	1-2	.500	0-0	.000	3-4	.750	2-1-3	4.1	1	0	0	1	2	0	5	2.5
at Penn		DNP																
Houston Baptist		DNP																
Florida Atlantic		DNP																
Campbell		DNP																
NC State		DNP																
at Louisville		DNP																

## CAREER HIGHS

### Points

Career: 5 vs. Yale, 12/1/18

ACC: -

### Rebounds

Career: 7 vs. La Salle, 11/25/18

ACC: -

### Assists

Career: 1 5x, last vs. Rutgers, 11/28/18

ACC: -

### Steals

Career: 1 Stephen F. Austin, 11/13/18

ACC: -

### Blocked Shots

Career: 3 Lehigh, 11/9/18

ACC: -

### Field Goals

Career: 2 2x, last vs. Seton Hall, 11/25/18

ACC: -

### Field-Goal Attempts

Career: 6 Stephen F. Austin, 11/13/18

ACC: -

### Free Throws

Career: 3 vs. Yale, 12/1/18

ACC: -

### Free-Throw Attempts

Career: 4 vs. Yale, 12/1/18

ACC: -

### 3-Point Field Goals

Career: -

ACC: -

### 3-Point Field-Goal Attempts

Career: 1 Lehigh, 11/9/18

ACC: -

### Minutes

Career: 19 vs. Yale, 12/1/18

ACC: -

## GAK'S CAREER STATISTICS

Season	GP	GS	Min.	Avg.	FG	FGA	Pct.	3-PT	FG	FGA	Pct.	FT	FTA	Pct.	Off.	Reb.	Tot.	Avg.	PF	FO	Ast.	TO	Blk	Stl	Pts.	Avg.
2018-19	8	1	117	14.6	8	24	.333	0	1	.000	4	10	.400	16	17	33	4.1	15	0	5	3	9	1	20	2.5	
TOTAL	8	1	117	14.6	8	24	.333	0	1	.000	4	10	.400	16	17	33	4.1	15	0	5	3	9	1	20	2.5	





## 2 WILLIE HERENTON

So. • 6-1 • 178 • Guard

Lincolnshire, Illinois

Stevenson HS

### 2018-19 HIGHLIGHTS

- Played two minutes, including final minute of first half, at Louisville (1/6)
- Scored first five Miami points against La Salle (11/22)
- Saw his first playing time in final minute of season opener against Lehigh (11/9)
- Joined team as walk-on for 2018-19 season

### 2018-19 GAME-BY-GAME

	GS	Min	FG	Pct	3FG	Pct	FT	Pct	O-D-T	Avg	PF	FO	A	TO	Blk	Stl	Pts	Avg
Lehigh	0		0-0	.000	0-0	.000	0-0	.000	0-0-0	0.0	0	0	0	0	0	0	0	0.0
Stephen F. Austin	2		0-0	.000	0-0	.000	0-0	.000	0-0-0	0.0	0	0	0	0	0	0	0	0.0
Bethune-Cookman	DNP																	
vs La Salle	2		1-1	1.000	1-1	1.000	2-2	1.000	0-0-0	0.0	0	0	0	0	0	0	5	1.7
vs Fresno State	DNP																	
vs Seton Hall	DNP																	
Rutgers	DNP																	
vs Yale	DNP																	
at Penn	DNP																	
Houston Baptist	DNP																	
Florida Atlantic	1		0-0	.000	0-0	.000	0-0	.000	0-0-0	0.0	0	0	0	0	0	0	0	1.3
Campbell	DNP																	
NC State	DNP																	
at Louisville	2		0-0	.000	0-0	.000	0-0	.000	0-0-0	0.0	0	0	0	0	0	0	0	1.0

### CAREER HIGHS

#### Points

Career: 5 vs. La Salle, 11/22/18

ACC: -

#### Rebounds

Career: -

ACC: -

#### Assists

Career: -

ACC: -

#### Steals

Career: -

ACC: -

#### Blocked Shots

Career: -

ACC: -

#### Field Goals

Career: 1 vs. La Salle, 11/22/18

ACC: -

#### Field-Goal Attempts

Career: 1 vs. La Salle, 11/22/18

ACC: -

#### Free Throws

Career: 2 vs. La Salle, 11/22/18

ACC: -

#### Free-Throw Attempts

Career: 2 vs. La Salle, 11/22/18

ACC: -

#### 3-Point Field Goals

Career: 1 vs. La Salle, 11/22/18

ACC: -

#### 3-Point Field-Goal Attempts

Career: 1 vs. La Salle, 11/22/18

ACC: -

#### Minutes

Career: 2 3x, last at Louisville, 1/6/19

ACC: 2 at Louisville, 1/6/19

### HERENTON'S CAREER STATISTICS

Season	GP	GS	Min.	Avg.	FG	FGA	Pct.	3-Point FG	3-Point FGA	3-Point Pct.	Free Throws FT	Free Throws FTA	Free Throws Pct.	Off.	Def.	Tot.	Avg.	PF	FO	Ast.	TO	Blk	Stl	Pts.	Avg.
2018-19	5	0	7	1.4	1	1	1.000	1	1	1.000	2	2	1.000	0	0	0	0.0	0	0	0	0	0	0	5	1.0



## 10 DOMINIC PROCTOR

So. • 6-6 • 190 • Guard

Las Vegas, Nevada

Bishop Gorman HS

### 2018-19 HIGHLIGHTS

- Made first Miami appearance in final minute of Wooden Legacy game against La Salle (11/22)
- Joined team as walk-on for 2018-19 season

### CAREER HIGHS

#### Points

Career: -

ACC: -

#### Rebounds

Career: -

ACC: -

#### Assists

Career: -

ACC: -

#### Steals

Career: -

ACC: -

#### Blocked Shots

Career: -

ACC: -

#### Field Goals

Career: -

ACC: -

#### Field-Goal Attempts

Career: -

ACC: -

#### Free Throws

Career: -

ACC: -

#### Free-Throw Attempts

Career: -

ACC: -

#### 3-Point Field Goals

Career: -

ACC: -

#### 3-Point Field-Goal Attempts


Career: -

ACC: -

#### Minutes

Career: 1 vs. La Salle, 11/22/18

ACC: -



# 20 DEWAN HERNANDEZ

Jr. • 6-11 • 235 • Forward

Miami, Florida

Miami Norland HS

## 2018-19 HIGHLIGHTS

- Withheld from competition to start season as the University and NCAA review his eligibility
- Named to Kareem Abdul-Jabbar Award Watch List (one of 20 candidates), presented to nation's top center
- Legally changed last name from Huell to Hernandez in October to honor his mother, Christina Hernandez

2017-18				2016-17			
Opponent	P	R	A	Opponent	P	R	A
Gard-Webb	14	8	2	WCU	13	7	1
Navy	14	10	1	at N. Florida	15	8	0
Florida A&M	10	5	0	Penn	11	5	0
vs. La Salle	16	7	0	vs Stanford	3	3	0
N. Florida	13	6	0	vs Iowa State	5	6	0
at Minnesota	23	2	0	vs Florida	10	6	1
vs. Princeton	9	1	0	Rutgers	14	7	0
Boston U.	6	6	1	vs Wofford	2	1	0
at GW	15	12	0	SC State	5	3	0
at Hawai'i	16	6	0	FAU	9	10	0
vs. NMSU	10	9	1	GW	2	1	0
vs. MTSU	21	3	0	Columbia	4	1	0
at Pitt	8	7	0	NC State	0	0	1
at Ga. Tech	13	8	1	at Syracuse	6	3	1
FSU	20	8	1	Notre Dame	2	0	0
at Clemson	10	7	2	at Pittsburgh	4	3	0
Duke	18	13	1	at Wake Forest	9	8	0
at NC State	8	2	0	at Duke	7	3	0
Louisville.	18	12	0	Boston Coll.	8	3	1
at FSU	8	6	0	North Carolina	5	1	0
Pittsburgh	11	6	1	Florida State	7	1	0
at Va. Tech	3	4	0	at NC State	3	2	0
Wake Forest	10	10	0	Virginia Tech	3	5	0
at BC	2	4	1	at Louisville	4	3	1
Virginia	0	3	0	Georgia Tech	13	2	0
Syracuse	7	10	0	Clemson	6	1	0
at ND	7	3	0	at Virginia	1	1	0
BC	16	9	2	Duke	2	1	0
at UNC	14	8	0	at Va Tech	0	1	0
Va. Tech	9	4	0	vs Florida St.	5	2	0
vs. UNC	5	7	0	vs Syracuse	DNP		
vs. Loyola	11	7	1	vs UNC	1	1	0
				vs Michigan St.	8	0	0

## SEASON/CAREER HIGHS

### Points

Season: –

Career: 23 at Minnesota, 11/29/17

ACC: 20 Florida State, 1/7/18

### Rebounds

Season: –

Career: 13 Duke, 1/15/18

ACC: 13 Duke, 1/15/18

### Assists

Season: –

Career: 2 3x, last vs. BC, 2/24/18

ACC: 2 2x, last vs. BC, 2/24/18

### Steals

Season: –

Career: 2 4x, last at Florida St., 1/27/18

ACC: 2 2x, last at Florida St., 1/27/18

### Blocked Shots

Season: –

Career: 3 2x, last vs. Boston U., 12/5/17

ACC: 3 Virginia Tech, 2/8/17

### Field Goals

Season: –

Career: 10 at Minnesota, 11/29/17

ACC: 8 2x, last vs. Duke, 1/15/18

### Field-Goal Attempts

Season: –

Career: 16 2x, last vs. Duke, 1/15/18

ACC: 16 Duke, 1/15/18

### Free Throws

Season: –

Career: 7 Middle Tennessee, 12/25/17

ACC: 5 2x, last at Georgia Tech, 1/3/18

### Free-Throw Attempts

Season: –

Career: 8 Middle Tennessee, 12/25/17

ACC: 7 Florida State, 1/7/18

### 3-Point Field Goals

Season: –

Career: –

ACC: –

### 3-Point Field-Goal Attempts

Season: –

Career: 1 5x, last vs. Duke, 1/15/18

ACC: 1 4x, last vs. Duke, 1/15/18

### Minutes

Season: –

Career: 36 at Florida State, 1/27/18

ACC: 36 at Florida State, 1/27/18

## CAREER DOUBLE-DOUBLES

15p, 12r at George Washington, 12/16/17

14p, 10r vs. Navy, 11/12/17

18p, 13r vs. Duke, 1/15/18

18p, 12r vs. Louisville, 1/24/18

10p, 10r vs. Wake Forest, 2/7/18

## HERNANDEZ'S CAREER STATISTICS

Season	GP	GS	Min.	Avg.	FG	FGA	Pct.	3-Point			Free Throws			[-----Rebounds-----]				Scoring			
								FG	FGA	Pct.	FT	FTA	Pct.	Off.	Def.	Tot.	Avg.	PF	FO	Ast.	TO
2016-17	32	15	557	17.4	77	145	.531	0	2	.000	33	51	.647	45	54	99	3.1	61	0	6	30
2017-18	32	32	825	25.8	147	255	.576	0	3	.000	71	103	.689	65	148	213	6.7	60	0	14	44
2018-19	–	–	–	–	–	–	–	–	–	–	–	–	–	–	–	–	–	–	–	–	–
TOTAL	64	47	1382	21.6	224	400	.560	0	5	.000	104	154	.675	110	202	312	4.9	121	0	20	74



# 15 EBUKA IZUNDU

Sr. • 6-10 • 232 • Center

Charlotte, North Carolina / Lagos, Nigeria

Victory Christian Center

## CAREER

• Fourth in career blocked shots (73) among active ACC players

## 2018-19 HIGHLIGHTS

- Leads ACC in offensive rebounds (3.7/game), fourth in rebounding, sixth in blocks (1.79/game)
- Owns five double-doubles this season (tied for third most among ACC players)
- Had 19 points and 13 rebounds against FAU (12/22); first UM player to record back-to-back double-doubles since Tonye Jekiri in November 2015
- Recorded double-double with 15 points, 11 rebounds in career-high 34 minutes against Houston Baptist (12/19)
- Posted double-double with 12 points, 12 rebounds against Rutgers (11/28); missed several stretches in game with cramps
- Averaged 10.3 ppg and 6.3 rpg in three games at Wooden Legacy; scored in double figures in each game
- Had career night against Stephen F. Austin (11/13), recording career highs in points (22), rebounds (19), blocks (four) and assists (three). He also tied a career best with three steals.
- It was the most rebounds by a UM player since Reggie Johnson piled up 20 boards on March 16, 2011, against FAU.
- Just missed double-double in opener with 10 points, nine rebounds against Lehigh (11/9)

2017-18					2016-17					2015-16				
Opponent	P	R	A		Opponent	P	R	A		Opponent	P	R	A	
Gard-Webb	14	10	1		WCU	13	7	1		UTRGV	0	0	0	
Navy	12	4	2		at N. Florida	15	8	0		Louisiana	0	0	0	
Florida A&M	4	6	0		vs Stanford	0	3	0		vs. Miss. St.	11	7	0	
vs. La Salle	3	2	0		vs Iowa State	0	3	0		vs. Utah	4	3	1	
N. Florida	5	7	0		vs Florida	0	0	0		Charlotte	0	0	1	
at Minnesota	0	3	1		Rutgers	4	2	0		Florida	0	1	0	
vs. Princeton	6	4	0		vs Wofford	9	5	0		Charleston	1	0	0	
Boston U.	0	5	0		SC State	9	3	0		at La Salle	6	4	0	
at GW	2	3	0		FAU	2	2	0		at Clemson	0	0	0	
at Hawai'i	7	3	0		GW	12	4	0		Pittsburgh	2	0	0	
vs. NMSU	4	3	0		Columbia	6	3	1		at Florida St.	0	0	0	
vs. MTSU	2	2	0		NC State	3	7	0		Virginia Tech	0	0	0	
at Pitt	4	5	1		at Syracuse	0	2	0		at UNC	6	2	1	
at Ga. Tech	0	1	0		Notre Dame	2	4	0		at Va. Tech	2	0	0	
FSU	4	1	0		at Pittsburgh	2	2	0		vs. Villanova	0	2	0	
at Clemson	0	3	0		at Wake	6	5	0						
Duke	2	3	0		at Duke	0	2	1						
at NC State	15	3	0		Boston Coll.	0	2	0						
Louisville	2	1	0		UNC	0	3	0						
at FSU	2	0	0		Florida State	0	1	0						
Pittsburgh	4	4	0		at NC State	16	6	0						
at Va. Tech	5	2	0		Virginia Tech	8	1	1						
Wake Forest	3	2	0		at Louisville	8	5	0						
at BC	6	4	0		Georgia Tech	2	3	0						
Virginia	8	5	0		Clemson	12	2	1						
Syracuse	2	2	0		at Virginia	6	3	1						
at ND	14	8	0		Duke	3	5	0						
BC	4	6	0		at Va. Tech	0	2	0						
at UNC	12	5	0		vs Florida St.	0	2	0						
Va. Tech	4	3	0		vs Syracuse	0	1	0						
vs. UNC	5	5	2		vs UNC	2	2	0						
vs. Loyola	5	5	1		vs Mich. St.	5	3	0						

## 2018-19 GAME-BY-GAME

	GS	Min	FG	Pct	3FG	Pct	FT	Pct	O-D-T	Avg	PF	FO	A	TO	Blk	Stl	Pts	Avg
Lehigh	*	28	3-5	.600	0-0	.000	4-6	.667	4-5-9	9.0	3	0	1	2	3	0	10	10.0
Stephen F. Austin	*	32	11-13	.846	0-0	.000	0-1	.000	11-8-19	14.0	1	0	3	0	4	3	22	16.0
Bethune-Cookman	*	27	2-8	.250	0-0	.000	1-2	.500	3-1-4	10.7	5	1	1	2	3	0	5	12.3
vs La Salle	*	23	5-5	1.000	0-0	.000	0-0	.000	2-6-8	10.0	4	0	1	5	1	1	10	11.8
vs Fresno State	*	21	3-3	1.000	0-0	.000	4-5	.800	1-5-6	9.2	5	1	1	0	1	0	10	11.4
vs Seton Hall	*	21	3-4	.750	1-1	1.000	4-6	.667	1-4-5	8.5	4	0	1	2	2	0	11	11.3
Rutgers	*	26	5-8	.625	0-1	.000	2-2	1.000	4-8-12	9.0	2	0	1	2	1	0	12	11.4
vs Yale	*	29	8-11	.727	0-0	.000	3-4	.750	2-7-9	9.0	2	0	0	0	2	0	19	12.4
at Penn	*	26	4-8	.500	0-0	.000	1-1	1.000	4-3-7	8.8	5	1	2	0	0	2	9	12.0
Houston Baptist	*	34	6-8	.750	0-0	.000	3-4	.750	4-7-11	9.0	0	0	2	1	4	2	15	12.3
Florida Atlantic	*	31	9-11	.818	0-0	.000	1-2	.500	2-11-13	9.4	1	0	0	1	3	2	19	12.9
Campbell	*	30	2-4	.500	0-0	.000	0-0	.000	2-6-8	9.3	1	0	2	1	1	1	4	12.2
NC State	*	36	4-8	.500	0-1	.000	2-5	.400	7-4-11	9.4	2	0	2	1	0	0	10	12.0
at Louisville	*	26	1-5	.200	0-0	.000	6-7	.857	5-5-10	9.4	3	0	0	3	0	0	8	11.7

## SEASON/CAREER HIGHS

### Points

Season: 22 Stephen F. Austin, 11/13/18  
Career: 22 Stephen F. Austin, 11/13/18  
ACC: 16 at NC State, 2/4/17

### Rebounds

Season: 19 Stephen F. Austin, 11/13/18  
Career: 19 Stephen F. Austin, 11/13/18  
ACC: 11 NC State, 1/3/19

### Assists

Season: 3 Stephen F. Austin, 11/13/18  
Career: 3 Stephen F. Austin, 11/13/18  
ACC: 2 NC State, 1/3/19

### Steals

Season: 3 Stephen F. Austin, 11/13/18  
Career: 3 2x, last vs. SFA, 11/13/18  
ACC: 3 at Notre Dame, 2/19/18

### Blocked Shots

Season: 4 2x, last vs. HBU, 12/19/18  
Career: 4 2x, last vs. HBU, 12/19/18  
ACC: 3 Notre Dame, 1/12/17

### Field Goals

Season: 11 Stephen F. Austin, 11/13/18  
Career: 11 Stephen F. Austin, 11/13/18  
ACC: 7 2x, last at Notre Dame, 2/19/18

### Field-Goal Attempts

Season: 13 Stephen F. Austin, 11/13/18  
Career: 13 Stephen F. Austin, 11/13/18  
ACC: 10 Clemson, 2/18/17

### 3-Point Field Goals

Season: 1 vs. Seton Hall, 11/25/18  
Career: 1 vs. Seton Hall, 11/25/18  
ACC: -

### 3-Point Field Goal Attempts

Season: 1 vs. Seton Hall, 11/25/18  
Career: 1 vs. Seton Hall, 11/25/18  
ACC: -

### Free Throws

Season: 6 at Louisville, 1/6/19  
Career: 6 at Louisville, 1/6/19  
ACC: 6 at Louisville, 1/6/19

### Free-Throw Attempts

Season: 7 at Louisville, 1/6/19  
Career: 7 2x, last vs. Louisville, 1/6/19  
ACC: 7 at Louisville, 1/6/19

### Minutes

Season: 36 NC State, 1/3/19  
Career: 36 NC State, 1/3/19  
ACC: 36 NC State, 1/3/19

## CAREER DOUBLE-DOUBLES

14p, 10r vs. Gardner-Webb, 11/10/17  
22p, 19r vs. Stephen F. Austin, 11/13/18  
12p, 12r vs. Rutgers, 11/28/18  
15p, 11r vs. Houston Baptist, 12/19/18  
19p, 13r vs. Florida Atlantic, 12/22/18  
10p, 11r vs. NC State, 1/3/19

IZUNDU'S CAREER STATISTICS										3-Point			Free Throws			----- Rebounds -----										Scoring	
Season	GP	GS	Min.	Avg.	FG	FGA	Pct.	FG	FGA	Pct.	FT	FTA	Pct.	Off.	Def.	Tot.	Avg.	PF	FO	Ast.	TO	Blk	Stl	Pts.	Avg.		
2015-16	15	0	79	5.3	10	16	.625	0	0	.000	12	19	.632	13	6	19	1.3	17	0	3	5	3	2	32	2.1		
2016-17	32	7	417	13.0	53	98	.541	0	0	.000	29	42	.690	47	50	97	3.0	75	2	6	27	25	7	135	4.2		
2017-18	32	2	467	14.6	72	104	.692	0	0	.000	16	34	.471	56	64	120	3.8	76	1	8	27	20	15	160	5.0		
2018-19	14	14	390	27.9	66	101	.653	1	3	.333	31	45	.689	52	80	132	9.4	38	3	17	20	25	11	164	11.7		
TOTAL	93	25	1353	14.5	201	319	.630	1	3	.333	88	140	.629	168	200	368	4.0	206	6	34	79	73	35	491	5.3		



# 5 ZACH JOHNSON

R-Sr. • 6-2 • 192 • Guard

Miami, Florida

Florida Gulf Coast Univ./Norland HS

## CAREER

- Ranks 33rd nationally in career scoring among active Division I players (1,544)
- Also ranks 19th nationally in career steals (168), 22nd in games (117) and 41st in assists (354)
- One of nine active players nationally with 1,500 career points and 350 career assists
- Has 15 career 20-point games

## 2018-19 HIGHLIGHTS

- Scored 21 points in ACC opener against NC State; marks second time in his career he has scored 20-plus in back-to-back games
- Scored 22 points (5-6 3FG) against Campbell to reach 1,500 career points (12/29)
- Named to Wooden Legacy All-Tournament Team
- Averaged 18.0 ppg in three games at Wooden Legacy
- Made first Miami start at Wooden Legacy in championship game vs. Seton Hall (11/25)
- Scored season-high 24 points, including go-ahead putback dunk with 0.6 seconds remaining, in win over Fresno State (11/23)
- Played 22 minutes and scored five points in Miami debut against Lehigh (11/9)

2017-18				
Opponent	P	R	A	
Illinois State	27	4	4	
at Siena	13	3	1	
at BGSU	8	5	4	
at Middle Tenn	18	5	1	
Denver	20	2	1	
Navy	17	5	3	
St. Francis Brk	8	4	3	
Webber Int'l	16	3	2	
Middle Tenn	7	2	4	
FAU	12	0	0	
at UT Arlington	13	5	2	
Oral Roberts	3	1	8	
at FIU	12	2	3	
at Wichita St	19	4	2	
at Rhode Island	6	2	1	
Fla. Memorial	19	3	5	
Florida Tech	6	4	4	
Stetson	19	4	3	
USC Upstate	17	2	6	
NJIT	19	6	4	
at Lipscomb	14	3	1	
at Kennesaw	17	6	4	
at N. Florida	19	5	5	
Jacksonville	18	3	1	
N. Florida	16	7	7	
at Jacksonville	25	6	1	
at NJIT	15	3	3	
at USC Upstate	14	2	5	
Kennesaw	16	1	2	
Lipscomb	19	1	0	
at Stetson	9	1	1	
USC Upstate	26	4	3	
N. Florida	17	2	6	
Lipscomb	37	1	2	
at Okla. State	23	4	2	

2016-17				
Opponent	P	R	A	
vs. Florida	6	1	2	
UT Arlington	24	3	3	
at Baylor	17	3	4	
at Michigan St.	5	4	2	
Binghamton	9	3	4	
Long Beach St.	21	3	2	
Ave Maria	DNP			
at Ga Southern	16	4	4	
Siena	11	2	3	
FIU	0	0	3	
Ga Southern	13	1	1	
at La Salle	18	5	3	
at La Tech	13	2	4	
Fla. National	9	1	4	
at FAU	4	0	0	
Florida Tech	10	1	5	
at Stetson	3	2	3	
at Kennesaw	14	1	2	
at Lipscomb	23	4	3	
USC Upstate	11	2	2	
NJIT	19	4	6	
at N. Florida	9	4	3	
Jacksonville	11	5	3	
N. Florida	16	3	4	
at J'ville	11	2	1	
Lipscomb	6	4	1	
Kennesaw	10	4	3	
at NJIT	0	2	3	
at USC Upstate	7	5	4	
Stetson	24	6	3	
Stetson	19	2	1	
Kennesaw	7	4	3	
N. Florida	10	2	3	
vs. Florida St	17	4	6	

2015-16				
Opponent	P	R	A	
at Ohio	4	2	1	
Texas Wesly.	8	4	6	
Youngstown St.	2	2	1	
N. Dakota	4	2	4	
Bowling Green	26	3	4	
at Florida	6	4	1	
Ave Maria	2	1	6	
at Texas A&M	13	2	3	
at FIU	12	3	6	
UMass	2	0	0	
S. Dakota St.	4	5	2	
La. Tech	4	3	1	
vs S. Dakota	8	1	2	
La Salle	10	2	5	
Eckerd	17	4	1	
Webber Int'l	13	2	5	
Stetson	17	4	5	
NJIT	16	4	3	
USC Upstate	18	0	6	
at Kennesaw	15	5	0	
at Lipscomb	13	5	1	
Jacksonville	16	4	0	
at N. Florida	8	1	3	
at J'ville	25	2	5	
N. Florida	11	2	6	
at USC Upstate	6	2	3	
at NJIT	7	0	2	
Lipscomb	12	4	7	
Kennesaw	12	0	5	
at Stetson	11	3	3	
Kennesaw	14	4	3	
at N. Florida	15	1	1	
Stetson	19	2	5	
vs. Fair. Dick.	8	5	7	
vs. N Carolina	9	1	2	

## SEASON/CAREER HIGHS

### Points

Season: 24 vs. Fresno State, 11/23/18  
Career: 37\* vs. Lipscomb, 3/4/18  
ACC: 21 NC State, 1/3/19

### Rebounds

Season: 5 2x, last vs. NC State, 1/3/19  
Career: 7\* North Florida, 1/29/18  
ACC: 5 NC State, 1/3/19

### Assists

Season: 5 2x, last vs. Yale, 12/1/18  
Career: 9\* at Georgia Southern, 12/4/16  
ACC: 4 NC State, 1/3/19

### Steals

Season: 3 3x, last at Louisville, 1/6/19  
Career: 4\* 8x, last vs. Lipscomb, 2/17/18  
ACC: 3 at Louisville, 1/6/19

### Field Goals Made

Season: 8 vs. Fresno State, 11/23/18  
Career: 11\* 2x, last vs. Stetson, 2/26/18  
ACC: 7 NC State, 1/3/19

### Field Goals Attempted

Season: 17 NC State, 1/3/19  
Career: 19\* 2x, last vs. Lipscomb, 3/4/18  
ACC: 17 NC State, 1/3/19

### Free Throws Made

Season: 7 2x, last vs. Campbell, 12/29/18  
Career: 9\* at Lipscomb, 1/14/17  
ACC: 5 NC State, 1/3/19

### Free Throws Attempted

Season: 11 vs. Fresno State, 11/23/18  
Career: 15\* Siena, 12/9/16  
ACC: 10 NC State, 1/3/19

### 3-Point Field Goals Made

Season: 5 Campbell, 12/29/18  
Career: 9\* vs. Lipscomb, 3/4/18  
ACC: 2 2x, last at Louisville, 1/6/19

### 3-Point Field Goals Attempted

Season: 6 Campbell, 12/29/18  
Career: 13\* vs. Lipscomb, 3/4/18  
ACC: 5 NC State, 1/3/19

### Minutes

Season: 37 3x, last at Louisville, 1/6/19  
Career: 42\* 2x, last at USC Upstate, 2/18/17  
ACC: 37 at Louisville, 1/3/19

\*while at Florida Gulf Coast

## 2018-19 GAME-BY-GAME

	GS	Min	FG	Pct	3FG	Pct	FT	Pct	O-D-T	Avg	PF	FO	A	TO	Blk	Stl	Pts	Avg
Lehigh	22	2-6	.333	1-3	.333	0-1	.000	0-0-0	0.0	1	0	3	4	0	2	5	5.0	
Stephen F. Austin	28	5-11	.455	3-5	.600	2-4	.500	1-2-3	1.5	1	0	4	3	0	0	15	10.0	
Bethune-Cookman	29	3-10	.300	0-3	.000	3-6	.500	1-2-3	2.0	2	0	0	0	1	1	9	9.7	
vs La Salle	27	3-8	.375	1-3	.333	5-7	.714	0-4-4	2.5	0	0	5	1	0	1	12	10.3	
vs Fresno State	34	8-16	.500	1-4	.250	7-11	.636	1-1-2	2.4	3	0	3	0	0	2	24	13.0	
vs Seton Hall	* 37	5-7	.714	2-3	.667	6-6	1.000	0-3-3	2.5	2	0	2	2	0	0	18	13.8	
Rutgers	* 37	6-15	.400	0-4	.000	0-3	.000	2-2-4	2.7	2	0	2	2	2	3	12	13.6	
vs Yale	* 35	3-9	.333	0-2	.000	5-5	1.000	0-3-3	2.8	2	0	5	1	0	1	11	13.3	
at Penn	29	7-14	.500	1-5	.200	2-3	.667	0-1-1	2.6	0	0	1	1	1	0	17	13.7	
Houston Baptist	27	4-8	.500	1-3	.333	0-2	.000	0-1-1	2.4	3	0	2	4	0	3	9	13.2	
Florida Atlantic	23	2-6	.333	0-2	.000	2-2	1.000	0-3-3	2.5	3	0	0	1	1	2	6	12.5	
Campbell	26	5-6	.833	5-6	.833	7-9	.778	0-5-5	2.7	3	0	2	3	1	2	22	13.3	
NC State	32	7-17	.412	2-5	.400	5-10	.500	1-4-5	2.8	1	0	4	1	0	2	21	13.9	
at Louisville	* 37	7-14	.500	1-4	.250	4-6	.667	0-4-4	2.9	1	0	0	3	0	3	19	14.3	

JOHNSON'S CAREER STATISTICS										3-Point			Free Throws			----- Rebounds -----												Scoring	
Season	GP	GS	Min.	Avg.	FG	FGA	Pct.	FG	FGA	Pct.	FT	FTA	Pct.	Off.	Def.	Tot.	Avg.	PF	FO	Ast.	TO	Blk	Stl	Pts.	Avg.				
2015-16*	35	20	941	26.9	141	298	.473	27	71	.380	78	120	.650	11	78	89	2.5	83	2	115	82	19	31	387	11.1				
2016-17*	33	32	967	29.3	136	357	.381	54	157	.344	67	106	.632	18	75	93	2.8	77	2	102	88	12	45	393	11.9				
2017-18*	35	35	1134	32.4	203	433	.469	69	176	.392	89	114	.781	15	100	115	3.3	72	2	104	79	5	70	564	16.1				
2018-19	14	4	423	30.2	67	147	.456	18	52	.346	48	75	.640	6	35	41	2.9	24	0	33	26	6	22	200	14.3				
Total	117	82	3465	29.6	547	1235	.443	168	456	.377	282	415	.680	50	288	338	2.9	256	6	354	275	42	168	1544	13.2				
* at Florida Gulf Coast																													

\* at Florida Gulf Coast





# 3 ANTHONY LAWRENCE II

Sr. • 6-7 • 207 • Guard  
St. Petersburg, Florida  
Lakewood Senior HS

## CAREER

• Fifth in career rebounds (478) and sixth in blocked shots (71) among active ACC players

## 2018-19 HIGHLIGHTS

- Ranks 10th in ACC in minutes played (32.6/game)
- Approached a triple-double with 17 points, eight rebounds and career-high eight assists against FAU (12/22)
- Averaged 10.0 ppg in three games at Wooden Legacy
- Scored 17 points in Wooden Legacy championship game against Seton Hall (11/25)
- Recorded third career double (19 pts, 12 rebs) in season opener against Lehigh (11/9)

2017-18				2016-17				2015-16			
Opponent	P	R	A	Opponent	P	R	A	Opponent	P	R	A
Gard-Webb	3	7	1	WCU	14	5	1	UTRGV	1	2	0
Navy	10	7	2	at N. Florida	4	4	0	Louisiana	12	6	4
Florida A&M	11	4	1	Penn	0	3	2	vs. Miss. St.	10	4	2
vs. La Salle	7	10	5	vs Stanford	18	3	1	vs. Utah	0	0	2
N. Florida	14	4	3	vs Iowa State	6	2	0	vs. Butler	7	1	1
at Minnesota	8	7	4	vs Florida	2	3	2	Northeastern	0	1	0
vs. Princeton	5	10	3	Rutgers	8	4	0	at Nebraska	13	7	0
Boston U.	5	2	6	vs Wofford	3	5	1	Charlotte	9	1	1
at GW	5	9	3	SC State	5	7	1	Charleston	11	2	1
at Hawaii	11	4	0	FAU	13	6	0	at La Salle	2	2	3
vs. NMSU	4	4	1	GW	2	2	2	Princeton	0	1	0
vs. MTSU	9	5	2	Columbia	10	5	1	Syracuse	1	2	0
at Pitt	12	6	2	NC State	6	5	1	Florida State	0	0	0
at Ga. Tech	9	12	1	at Syracuse	0	0	1	at Virginia	0	1	0
FSU	1	12	0	Notre Dame	6	9	1	at Clemson	3	1	0
at Clemson	16	4	0	at Pittsburgh	9	5	2	at BC	0	0	1
Duke	13	7	1	at Wake	16	0	2	Wake Forest	0	0	0
at NC State	15	3	4	at Duke	0	0	0	at NC State	0	0	0
Louisville.	2	6	1	Boston Coll.	7	6	1	Notre Dame	18	2	0
at FSU	19	5	1	North Carolina	3	4	4	at Ga Tech	5	3	3
Pittsburgh	10	10	3	Florida State	2	2	1	Pittsburgh	2	1	0
at Va. Tech	25	13	2	at NC State	19	4	2	at Florida St	3	1	1
Wake Forest	4	4	2	Virginia Tech	12	4	3	Virginia Tech	5	2	0
at BC	6	9	4	at Louisville	7	3	3	at UNC	11	4	2
Virginia	2	7	2	Georgia Tech	4	4	2	Virginia	1	3	2
Syracuse	4	4	5	Clemson	10	4	5	Louisville	3	2	1
at ND	7	6	6	at Virginia	4	6	5	at Notre Dame	0	1	2
BC	13	9	0	Duke	2	3	2	at Va Tech	2	4	0
at UNC	6	3	2	at Va Tech	18	5	1	vs. Va Tech	4	2	1
Va. Tech	8	6	3	vs Florida St	2	1	1	vs. Virginia	5	4	0
vs. UNC	12	6	1	vs Syracuse	3	2	4	vs. Buffalo	0	0	0
vs. Loyola	4	3	1	vs UNC	6	3	1	vs. Wichita St	0	2	0
				vs Mich. State	3	3	0	vs. Villanova	8	1	0

## SEASON/CAREER HIGHS

### Points

Season: 19 Lehigh, 11/9/18  
Career: 25 at Virginia Tech, 2/3/18  
ACC: 25 at Virginia Tech, 2/3/18

### Rebounds

Season: 12 Lehigh, 11/9/18  
Career: 13 at Virginia Tech, 2/3/18  
ACC: 13 at Virginia Tech, 2/3/18

### Assists

Season: 8 Florida Atlantic, 12/22/18  
Career: 8 Florida Atlantic, 12/22/18  
ACC: 6 at Notre Dame, 2/19/18

### Steals

Season: 3 2x, last vs. HBU, 12/19/18  
Career: 5 Duke, 1/15/18  
ACC: 5 Duke, 1/15/18

### Blocked Shots

Season: 3 Lehigh, 11/9/18  
Career: 3 6x, last vs. Lehigh, 11/9/18  
ACC: 3 2x, last at Virginia Tech, 2/3/18

### Field Goals

Season: 8 2x, last vs. Seton Hall, 11/25/18  
Career: 9 at Virginia Tech, 2/3/18  
ACC: 9 at Virginia Tech, 2/3/18

### Field-Goal Attempts

Season: 16 vs. Seton Hall, 11/25/18  
Career: 16 vs. Seton Hall, 11/25/18  
ACC: 13 Boston College, 2/24/18

### Free Throws

Season: 5 Lehigh, 11/9/18  
Career: 6 North Florida, 11/25/17  
ACC: 4 6x, last at Virginia Tech, 2/3/18

### Free-Throw Attempts

Season: 6 Lehigh, 11/9/18  
Career: 7 North Florida, 11/25/17  
ACC: 5 3x, last at Virginia Tech, 2/3/18

### 3-Point Field Goals

Season: 4 3x, last vs. HBU, 12/19/18  
Career: 4 6x, last vs. HBU, 12/19/18  
ACC: 4 3x, last at Florida State, 1/27/18

### 3-Point Field-Goal Attempts

Season: 8 3x, last vs. FAU, 12/22/18  
Career: 9 5x, at Virginia Tech, 2/27/17  
ACC: 9 4x, at Virginia Tech, 2/27/17

### Minutes

Season: 38 Rutgers, 11/28/18  
Career: 40 at Virginia, 2/20/17  
ACC: 40 at Virginia, 2/20/17

## CAREER DOUBLE-DOUBLES

10p, 10r vs. Pitt, 1/31/18  
25p, 13r at Virginia Tech, 2/3/18  
19p, 12r vs. Lehigh, 11/9/18

## 2018-19 GAME-BY-GAME

	GS	Min	FG	Pct	3FG	Pct	FT	Pct	O-D-T	Avg	PF	FO	A	TO	Blk	Stl	Pts	Avg
Lehigh	*	35	5-9	.556	4-7	.571	5-6	.833	1-11-12	12.0	2	0	2	0	3	3	19	19.0
Stephen F. Austin	*	31	8-12	.667	2-4	.500	0-0	.000	0-3-3	7.5	0	0	3	1	1	2	18	18.5
Bethune-Cookman	*	37	4-11	.364	1-5	.200	4-4	1.000	2-7-9	8.0	1	0	2	4	0	1	13	16.7
vs La Salle	*	32	3-8	.375	0-4	.000	0-0	.000	0-5-5	7.3	2	0	3	4	2	2	6	14.0
vs Fresno State	*	31	2-5	.400	0-1	.000	3-3	1.000	1-4-5	6.8	3	0	3	5	0	1	7	12.6
vs Seton Hall	*	32	8-16	.500	0-5	.000	1-2	.500	0-2-2	6.0	4	0	1	4	1	1	17	13.3
Rutgers	*	36	6-13	.462	4-8	.500	0-0	.000	1-7-8	6.3	1	0	4	0	2	1	16	13.7
vs Yale	*	37	4-13	.308	1-8	.125	0-0	.000	1-7-8	6.5	3	0	3	2	0	2	9	13.1
at Penn	*	34	3-6	.500	1-2	.500	2-4	.500	0-3-3	6.1	2	0	2	1	1	0	9	12.7
Houston Baptist	*	33	6-12	.500	4-7	.571	1-2	.500	1-4-5	6.0	1	0	2	3	2	3	17	13.1
Florida Atlantic	*	33	6-12	.500	3-8	.375	2-2	1.000	2-6-8	6.2	2	0	8	3	0	1	17	13.5
Campbell	*	34	5-11	.455	1-4	.250	0-0	.000	0-8-8	6.3	2	0	3	3	1	2	11	13.3
NC State	*	28	4-7	.571	3-4	.750	1-4	.250	1-5-6	6.3	1	0	3	2	1	2	12	13.2
at Louisville	*	24	1-6	.167	1-5	.200	1-2	.500	0-1-1	5.9	3	0	1	2	0	1	4	12.5

## LAWRENCE'S CAREER STATISTICS

Season	GP	GS	Min.	Avg.	FG	FGA	Pct.	FG	FGA	Pct.	FT	FTA	Pct.	Off.	Def.	Tot.	Avg.	PF	FO	Ast.	TO	Blk	Stl	Pts.	Avg.
2015-16	33	0	397	12.0	47	92	.511	18	42	.429	24	40	.600	29	34	63	1.9	39	0	27	13	11	17	136	4.1
2016-17	33	18	857	26.0	72	173	.416	35	99	.354	45	62	.726	27	97	124	3.8	78	1	57	47	15	42	224	6.8
2017-18	32	31	975	30.5	100	214	.467	38	88	.432	43	63	.683	45	163	208	6.5	81	2	74	53	31	46	281	8.8
2018-19	14	14	457	32.6	65	141	.461	25	72	.347	20	29	.690	10	73	83	5.9	27	0	40	34	14	22	175	12.5
TOTAL	112	63	2686	24.0	284	620	.458	116	301	.385	132	194	.680	111	367	478	4.3	225	3	198	147	71	127	816	7.3



# CHRIS LYKES

So. • 5-7 • 157 • Guard  
Mitchellville, Maryland  
Gonzaga College HS

## 2018-19 HIGHLIGHTS

- Owns five games of 20 or more points this season (seventh most in ACC)
- Scored 16 or more points in 10 of 14 games this season (each of first six games)
- Has upped his scoring average by 7.9 ppg this season (9.6 to 17.5), which ranks fourth among ACC players.
- Has played at least 30 minutes in 11 of 14 games (ranks seventh in ACC in minutes at 33.1/ game)
- Scored career-high 28 points on 10-of-15 shooting in ACC opener against NC State (1/3)
- Averaged 17.7 ppg in three games at Wooden Legacy
- Scored 20 or more points in each of the first three games this season, becoming first UM player since Joe Wylie in 1989 to do so to begin a season
- First UM player to record three straight 20-point efforts since Shane Larkin put up 20 or more points in consecutive games in 2013
- Scored 22 points and also played career-best 39 minutes in season opener against Lehigh (11/9)

## 2018-19 GAME-BY-GAME

	GS	Min	FG	Pct	3FG	Pct	FT	Pct	O-D-T	Avg	PF	FO	A	TO	Blk	Stl	Pts	Avg
Lehigh	*	39	5-17	.294	4-8	.500	8-11	.727	1-4-5	5.0	3	0	4	2	0	2	22	22.0
Stephen F. Austin	*	28	7-12	.583	2-5	.400	4-5	.800	0-2-2	3.5	1	0	6	1	0	3	20	21.0
Bethune-Cookman	*	36	7-16	.438	3-8	.375	4-5	.800	0-2-2	3.0	3	0	6	2	0	2	21	21.0
vs La Salle	*	29	5-7	.714	1-1	1.000	7-8	.875	0-1-1	2.5	2	0	0	3	0	2	18	20.3
vs Fresno State	*	35	6-16	.375	2-8	.250	3-4	.750	0-5-5	3.0	3	0	2	4	0	3	17	19.6
vs Seton Hall	*	37	7-13	.538	2-5	.400	2-2	1.000	0-4-4	3.2	4	0	2	5	0	2	18	19.3
Rutgers	*	32	3-11	.273	2-6	.333	0-0	.000	0-2-2	3.0	2	0	4	5	0	1	8	17.7
vs Yale	*	34	5-13	.385	1-5	.200	1-2	.500	0-0-0	2.6	3	0	3	5	0	1	12	17.0
at Penn	*	31	5-15	.333	0-4	.000	6-8	.750	0-4-4	2.8	4	0	5	4	0	0	16	16.9
Houston Baptist	*	31	5-9	.556	1-2	.500	3-5	.600	1-4-5	3.0	1	0	4	4	0	0	14	16.6
Florida Atlantic	*	29	5-12	.417	0-4	.000	2-2	1.000	0-1-1	2.8	4	0	7	2	0	3	12	16.2
Campbell	*	35	7-12	.583	4-8	.500	3-8	.375	0-2-2	2.8	2	0	2	6	0	2	21	16.6
NC State	*	35	10-15	.667	3-4	.750	5-6	.833	0-0-0	2.5	3	0	2	2	0	1	28	17.5
at Louisville	*	33	6-12	.500	2-5	.400	4-5	.800	1-3-4	2.6	1	0	4	2	0	0	18	17.5

## 2017-18

Opponent	P	R	A
Gard-Webb	3	1	1
Navy	8	1	2
Florida A&M	13	1	4
vs. La Salle	0	1	0
N. Florida	10	0	4
at Minnesota	10	1	0
vs. Princeton	5	1	2
Boston U.	8	0	0
at GW	3	0	1
at Hawai'i	7	5	0
vs. NMSU	1	1	0
vs. MTSU	8	0	2
at Pitt	10	1	0
at Ga. Tech	8	0	5
FSU	18	1	2
at Clemson	13	1	1
Duke	13	1	2
at NC State	6	2	5
Louisville.	9	0	4
at FSU	0	0	5
Pittsburgh	13	3	5
at Va. Tech	6	2	0
Wake Forest	13	2	5
at BC	16	3	2
Virginia	19	1	1
Syracuse	14	0	4
at ND	9	1	1
BC	15	0	3
at UNC	18	1	4
Va. Tech	15	1	7
vs. UNC	6	1	1
vs. Loyola	10	6	2

## SEASON/CAREER HIGHS

### Points

Season: 28 NC State, 1/3/19  
Career: 28 NC State, 1/3/19  
ACC: 28 NC State, 1/3/19

### Rebounds

Season: 5 3x, last vs. HBU, 12/19/18  
Career: 6 vs. Loyola Chicago, 3/15/18  
ACC: 4 at Louisville, 1/6/19

### Assists

Season: 7 Florida Atlantic, 12/22/18  
Career: 7 2x, last vs. FAU, 12/22/18  
ACC: 7 Virginia Tech, 3/3/18

### Steals

Season: 3 3x, last vs. FAU, 12/22/18  
Career: 3 4x, last vs. FAU, 12/22/18  
ACC: 2 Virginia Tech, 3/3/18

### Blocked Shots

Season: -  
Career: 1 at NC State, 1/21/18  
ACC: 1 at NC State, 1/21/18

### Field Goals

Season: 10 NC State, 1/3/19  
Career: 10 NC State, 1/3/19  
ACC: 10 NC State, 1/3/19

### Field-Goal Attempts

Season: 17 Lehigh, 11/9/18  
Career: 17 Lehigh, 11/9/18  
ACC: 16 Syracuse, 2/17/18

### Free Throws

Season: 8 Lehigh, 11/9/18  
Career: 8 Lehigh, 11/9/18  
ACC: 7 Boston College, 2/24/18

### Free-Throw Attempts

Season: 11 Lehigh, 11/9/18  
Career: 11 Lehigh, 11/9/18  
ACC: 8 Florida State, 1/7/18

### 3-Point Field Goals

Season: 4 Lehigh, 11/9/18  
Career: 4 2x, last vs. Lehigh, 11/9/18  
ACC: 4 at North Carolina, 2/27/18

### 3-Point Field-Goal Attempts


Season: 8 3x, last vs. Fresno St., 11/23/18  
Career: 10 Syracuse, 2/17/18  
ACC: 10 Syracuse, 2/17/18

### Minutes

Season: 39 Lehigh, 11/9/18  
Career: 39 Lehigh, 11/9/18  
ACC: 35 NC State, 1/3/19

## LYKES' CAREER STATISTICS

Season	GP	GS	Min.	Avg.	FG	FGA	Pct.	3-Point FG	3-Point FGA	3-Point Pct.	Free Throws FT	Free Throws FTA	Free Throws Pct.	Off.	Def.	Tot.	Avg.	PF	FO	Ast.	TO	Blk	Stl	Pts.	Avg.
2017-18	32	10	690	21.6	100	249	.402	48	139	.345	59	82	.720	3	36	39	1.2	70	0	75	58	1	25	307	9.6
2018-19	14	14	464	33.1	83	180	.461	27	73	.370	52	71	.732	3	34	37	2.6	36	0	51	47	0	22	245	17.5
TOTAL	46	24	1154	25.1	183	429	.427	75	212	.354	111	153	.725	6	70	76	1.7	106	0	126	105	1	47	552	12.0



# 13 ANTHONY MACK

R-Fr. • 6-6 • 214 • Guard

Las Vegas, Nevada

Univ. of Wyoming/Blair Academy (N.J.)

## 2018-19 HIGHLIGHTS

- Made first college start at Louisville (1/6)
- Played season-high 27 minutes off bench in ACC opener against NC State (1/3)
- Scored six points against HBU (12/19) and eight against FAU (12/22)
- Played eight minutes in his Miami debut in season opener vs. Lehigh (11/9)
- Joined team this summer after transferring from Wyoming
- Granted waiver from NCAA to gain immediate eligibility following transfer

## CAREER HIGHS

### Points

Career: 8 Florida Atlantic, 12/22/18  
ACC: 5 NC State, 1/3/19

### Rebounds

Career: 4 Houston Baptist, 12/19/18  
ACC: 3 at Louisville, 1/6/19

### Assists

Career: 2 2x, last vs. FAU, 12/22/18  
ACC: 1 at Louisville, 1/6/19

### Steals

Career: 1 3x, last vs. NC State, 1/3/19  
ACC: 1 NC State, 1/3/19

### Blocked Shots

Career: —  
ACC: —

### Field Goals

Career: 3 Florida Atlantic, 12/22/18  
ACC: —

### Field-Goal Attempts

Career: 7 NC State, 1/3/19  
ACC: 7 NC State, 1/3/19

### Free Throws

Career: —  
ACC: —

### Free-Throw Attempts

Career: —  
ACC: —

### 3-Point Field Goals

Career: 2 2x, last vs. FAU, 12/22/18  
ACC: 1 2x, last at Louisville, 1/6/19

### 3-Point Field-Goal Attempts

Career: 6 NC State, 1/3/19  
ACC: 6 NC State, 1/3/19

### Minutes


Career: 27 NC State, 1/3/19  
ACC: 27 NC State, 1/3/19

## 2018-19 GAME-BY-GAME

2010-11 GAME-BY-GAME																		
	GS	Min	FG	Pct	3FG	Pct	FT	Pct	O-D-T	Avg	PF	FO	A	TO	Blk	Stl	Pts	Avg
Lehigh		8	0-4	.000	0-4	.000	0-0	.000	0-0-0	0.0	1	0	0	0	0	0	0	0.0
SFA		DNP																
Bethune-Cookman		DNP																
vs La Salle		15	2-4	.500	1-2	.500	0-0	.000	0-0-0	0.0	3	0	0	2	0	1	5	2.5
vs Fresno State		5	0-1	.000	0-0	.000	0-0	.000	0-0-0	0.0	1	0	1	0	0	0	0	1.7
vs Seton Hall		DNP																
Rutgers		DNP (illness)																
vs Yale		12	0-3	.000	0-1	.000	0-0	.000	0-2-2	0.5	1	0	0	1	0	0	0	1.3
at Penn		9	0-1	.000	0-1	.000	0-0	.000	0-1-1	0.6	0	0	0	0	0	0	0	1.0
Houston Baptist		17	2-5	.400	2-5	.400	0-0	.000	2-2-4	1.2	2	0	2	1	0	0	6	1.8
Florida Atlantic		21	3-4	.750	2-3	.667	0-0	.000	0-0-0	1.0	2	0	2	0	0	1	8	2.7
Campbell		14	1-2	.500	1-2	.500	0-0	.000	0-0-0	0.9	0	0	1	0	0	0	3	2.8
NC State		27	2-7	.286	1-6	.167	0-0	.000	0-2-2	1.0	2	0	0	0	0	1	5	3.0
at Louisville	*	21	1-3	.333	1-2	.500	0-0	.000	0-3-3	1.2	3	0	1	0	0	0	3	3.0

## MACK'S CAREER STATISTICS

Season	GP	GS	Min.	Avg.	FG	FGA	Pct.	3-Point	3-Point	3-Point	Free Throws	Free Throws	Free Throws	Rebounds	Rebounds	Rebounds	Scoring	Scoring
								FG	FGA	Pct.	FT	FTA	Pct.	Off.	Def.	Tot.	Pts.	Avg.
2018-19	10	1	149	14.9	11	34	.324	8	26	.308	0	0	.000	2	10	12	30	3.0



# 1 DEJAN (DJ) VASILJEVIC

Jr. • 6-3 • 184 • Guard  
Melbourne, Australia  
Australian Institute of Sport

## 2018-19 HIGHLIGHTS

- Tied for ACC lead in 3-pointers (41), second in 3-pointers per game (2.93) and seventh in 3-point percentage (.441)
- Has hit at least one 3-pointer in 27 consecutive games (longest active streak in ACC and tied for the fifth longest streak in program history)
- Hit three or more 3-pointers in nine of 14 games
- Hit season-high five 3-pointers and scored 19 points at Louisville (1/6)
- Averaged 11.7 ppg and 5.7 rpg in three games at Wooden Legacy
- Hit four 3-pointers and scored 16 points in season opener against Lehigh (11/9)

2017-18				2016-17			
Opponent	P	R	A	Opponent	P	R	A
Gard-Webb	7	2	0	WCU	11	2	2
Navy	16	3	0	at North Florida	13	1	0
Florida A&M	15	4	2	Penn	11	0	1
vs. La Salle	8	1	0	vs Stanford	3	1	1
N. Florida	2	2	0	vs Iowa State	5	0	0
at Minnesota	11	2	0	vs Florida	0	0	0
vs. Princeton	20	3	1	Rutgers	3	1	1
Boston U.	15	5	0	vs Wofford	6	2	0
at GW	10	1	0	SC State	17	2	2
at Hawai'i	6	3	0	FAU	2	2	0
vs. NMSU	15	5	1	GW	6	3	0
vs. MTSU	13	5	1	Columbia	3	1	1
at Pitt	3	2	0	NC State	3	2	0
at Ga. Tech	3	1	0	at Syracuse	18	0	0
FSU	8	3	4	Notre Dame	3	0	1
at Clemson	0	0	0	at Pittsburgh	6	2	1
Duke	0	2	0	at Wake Forest	3	0	0
at NC State	6	4	0	at Duke	0	1	0
Louisville	0	0	0	Boston College	3	1	0
at FSU	20	2	0	North Carolina	3	1	0
Pittsburgh	8	3	0	Florida State	3	1	0
at Va. Tech	14	1	0	at NC State	0	1	0
Wake Forest	9	5	1	at Louisville	3	0	0
at BC	17	6	0	Georgia Tech	13	2	1
Virginia	5	0	0	Clemson	5	3	1
Syracuse	6	3	1	at Virginia	10	4	0
at ND	3	0	0	Duke	0	2	0
BC	8	2	1	at Virginia Tech	9	1	0
at UNC	10	3	0	vs Florida State	9	3	0
Va. Tech	16	1	1	vs Syracuse	13	1	1
vs. UNC	6	1	0	vs North Carolina	6	1	1
vs. Loyola	9	5	1	vs Michigan St.	2	2	1

## 2018-19 GAME-BY-GAME

	GS	Min	FG	Pct	3FG	Pct	FT	Pct	O-D-T	Avg	PF	FO	A	TO	Blk	Stl	Pts	Avg
Lehigh	*	26	5-10	.500	4-7	.571	2-2	1.000	0-3-3	3.0	3	0	2	2	0	0	16	16.0
Stephen F. Austin	*	30	4-9	.444	4-7	.571	5-5	1.000	1-3-4	3.5	3	0	0	1	0	0	17	16.5
Bethune-Cookman	*	32	5-12	.417	4-9	.444	6-6	1.000	2-3-5	4.0	1	0	2	2	0	3	20	17.7
vs La Salle	*	28	5-8	.625	3-5	.600	2-2	1.000	0-7-7	4.8	0	0	3	2	0	0	15	17.0
vs Fresno State	*	38	4-10	.400	4-7	.571	0-0	.000	1-4-5	4.8	2	0	1	2	0	0	12	16.0
vs Seton Hall	*	34	3-8	.375	2-5	.400	0-0	.000	0-5-5	4.8	0	0	5	0	0	0	8	14.7
Rutgers	*	38	1-8	.125	1-6	.167	0-0	.000	2-1-3	4.6	3	0	0	2	0	0	3	13.0
vs Yale		28	5-12	.417	4-10	.400	3-3	1.000	1-5-6	4.8	3	0	1	1	0	1	17	13.5
at Penn	*	34	4-7	.571	2-5	.400	0-0	.000	2-1-3	4.6	3	0	0	0	0	0	10	13.1
Houston Baptist	*	34	4-12	.333	3-10	.300	2-2	1.000	1-4-5	4.6	2	0	4	0	0	0	13	13.1
Florida Atlantic	*	33	3-7	.429	3-7	.429	0-0	.000	0-5-5	4.6	0	0	3	1	0	1	9	12.7
Campbell	*	34	3-5	.600	1-3	.333	3-4	.750	1-3-4	4.6	1	0	2	3	0	0	10	12.5
NC State	*	27	1-5	.200	1-4	.250	3-4	.750	0-3-3	4.5	1	0	1	0	0	1	6	12.0
at Louisville		32	7-11	.636	5-8	.625	0-0	.000	0-4-4	4.4	3	0	0	0	0	0	19	12.5

## SEASON/CAREER HIGHS

### Points

Season: 20 Bethune-Cookman, 11/17/18  
Career: 20 3x, last vs. Bethune, 11/17/18  
ACC: 20 at Florida State, 1/27/18

### Rebounds

Season: 7 vs. La Salle, 11/22/18  
Career: 7 vs. La Salle, 11/22/18  
ACC: 6 at Boston College, 2/10/18

### Assists

Season: 5 vs. Seton Hall, 11/25/18  
Career: 5 vs. Seton Hall, 11/25/18  
ACC: 4 Florida State, 1/7/18

### Steals

Season: 3 Bethune-Cookman, 11/17/18  
Career: 3 Bethune-Cookman, 11/17/18  
ACC: 2 2x, last vs. Florida State, 1/7/18

### Blocked Shots

Season: —  
Career: 1 3x, last vs. Boston U., 12/5/17  
ACC: —

### Field Goals

Season: 7 at Louisville, 1/6/19  
Career: 7 3x, last at Louisville, 1/6/19  
ACC: 7 2x, last at Louisville, 1/6/19

### Field-Goal Attempts

Season: 12 3x, last vs. HBU, 12/19/18  
Career: 13 vs. South Carolina State, 12/6/16  
ACC: 12 2x, last at BC, 2/10/18

### Free Throws

Season: 6 Bethune-Cookman, 11/17/18  
Career: 6 Bethune-Cookman, 11/17/18  
ACC: 2 2x, last at Virginia, 2/20/17

### Free-Throw Attempts

Season: 6 Bethune-Cookman, 11/17/18  
Career: 6 Bethune-Cookman, 11/17/18  
ACC: 2 6x, last at Virginia Tech, 2/3/18

### 3-Point Field Goals

Season: 5 at Louisville, 1/6/19  
Career: 6 2x, last at Florida St., 1/27/18  
ACC: 6 2x, last at Florida St., 1/27/18

### 3-Point Field-Goal Attempts

Season: 10 2x, last vs. HBU, 12/19/18  
Career: 12 at Syracuse, 1/4/17  
ACC: 12 at Syracuse, 1/4/17


### Minutes

Season: 38 2x, last vs. Rutgers, 11/28/18  
Career: 38 2x, last vs. Rutgers, 11/28/18  
ACC: 35 2x, last at BC, 2/10/18

## VASILJEVIC'S CAREER STATISTICS

Seasonal Career Statistics																									
Season	GP	GS	Min.	Avg.	FG	FGA	Pct.	3-Point FG	3-Point FGA	Pct.	FT	FTA	Pct.	Off.	Def.	Tot.	Avg.	PF	FO	Ast.	TO	Blk	Stl	Scoring Pts.	Avg.
2016-17	33	0	577	17.5	65	182	.357	51	146	.349	16	20	.800	5	39	44	1.3	31	0	15	13	1	11	197	6.0
2017-18	32	20	731	22.8	104	231	.450	67	163	.411	14	16	.875	15	65	80	2.5	49	0	14	16	2	13	289	9.0
2018-19	14	12	448	32.0	54	124	.435	41	93	.441	26	28	.929	11	51	62	4.4	25	0	24	16	0	6	175	12.5
TOTAL	79	32	1756	22.2	223	537	.415	159	402	.396	56	64	.875	31	155	186	2.4	105	0	53	45	3	30	661	8.4





# 21 SAM WAARDENBURG

R-So. • 6-10 • 216 • Forward  
Henderson, New Zealand  
Rangitoto College

## 2018-19 HIGHLIGHTS

- Recorded career-high eight rebounds at Louisville (1/6)
- Scored career-high 14 points in 37 minutes at Penn (12/4)
- Averaged 7.0 ppg and 4.3 rpg in three games at Wooden Legacy
- Made first career start and scored 11 points with career-high five rebounds in career-high 28 minutes in season opener against Lehigh (11/9)

## 2017-18

Opponent	P	R	A
Gard-Webb	DNP		
Navy	DNP		
Florida A&M	DNP		
vs. La Salle	7	2	0
N. Florida	9	6	1
at Minnesota	0	1	0
vs. Princeton	0	4	0
Boston U.	0	2	0
at GW	DNP		
at Hawai'i	DNP		
vs. NMSU	0	0	0
vs. MTSU	DNP		
at Pitt	DNP		
at Ga. Tech	DNP		
FSU	DNP		
at Clemson	DNP		
Duke	DNP		
at NC State	0	0	0
Louisville.	0	7	1
at FSU	5	1	0
Pittsburgh	4	4	1
at Va. Tech	3	5	0
Wake Forest	12	3	1
at BC	6	0	0
Virginia	6	0	0
Syracuse	2	4	0
at ND	6	2	0
BC	4	6	1
at UNC	3	2	4
Va. Tech	0	5	1
vs. UNC	2	3	3
Loyola	0	2	4

## SEASON/CAREER HIGHS

### Points

Season: 14 at Penn, 12/4/18  
Career: 14 at Penn, 12/4/18  
ACC: 12 Wake Forest, 2/7/18

### Rebounds

Season: 8 at Louisville, 1/6/19  
Career: 8 at Louisville, 1/6/19  
ACC: 8 at Louisville, 1/6/19

### Assists

Season: 5 Stephen F. Austin, 11/13/18  
Career: 5 Stephen F. Austin, 11/13/18  
ACC: 4 at North Carolina, 2/27/18

### Steals

Season: 1 6x, last vs. Campbell, 12/29/18  
Career: 3 at Boston College, 2/10/18  
ACC: 3 at Boston College, 2/10/18

### Blocked Shots

Season: 1 3x, last vs. Campbell, 12/29/18  
Career: 2 vs. North Carolina, 3/8/18  
ACC: 1 4x, last at UNC, 2/27/18

### Field Goals

Season: 4 2x, last vs. La Salle, 11/22/18  
Career: 4 3x, last vs. La Salle, 11/22/18  
ACC: 3 Wake Forest, 2/7/18

### Field-Goal Attempts

Season: 10 La Salle, 11/22/18  
Career: 10 La Salle, 11/22/18  
ACC: 5 4x, last at Louisville, 1/6/19

### Free Throws

Season: 4 2x, last vs. Fresno State, 11/23/18  
Career: 4 2x, last vs. Fresno State, 11/23/18  
ACC: 3 Wake Forest, 2/7/18

### Free-Throw Attempts

Season: 5 vs. Fresno State, 11/23/18  
Career: 5 vs. Fresno State, 11/23/18  
ACC: 4 Wake Forest, 2/7/18

### 3-Point Field Goals

Season: 2 at Penn, 12/4/18  
Career: 3 Wake Forest, 2/7/18  
ACC: 3 Wake Forest, 2/7/18

### 3-Point Field-Goal Attempts

Season: 4 Florida Atlantic, 12/22/18  
Career: 4 3x, last vs. FAU, 12/22/18  
ACC: 4 2x, last at Notre Dame, 2/19/18

### Minutes

Season: 37 at Penn, 12/4/18  
Career: 37 at Penn, 12/4/18  
ACC: 25 at Louisville, 1/6/19

## 2018-19 GAME-BY-GAME

	GS	Min	FG	Pct	3FG	Pct	FT	Pct	O-D-T	Avg	PF	FO	A	TO	Blk	Stl	Pts	Avg
Lehigh	*	28	3-7	.429	1-2	.500	4-4	1.000	3-2-5	5.0	1	0	2	1	0	1	11	11.0
Stephen F. Austin	*	33	1-6	.167	0-2	.000	0-1	.000	0-4-4	4.5	3	0	5	2	0	1	2	6.5
Bethune-Cookman	*	27	4-6	.667	0-1	.000	0-1	.000	1-3-4	4.3	3	0	1	0	0	0	8	7.0
vs La Salle	*	28	4-10	.400	1-3	.333	1-2	.500	1-3-4	4.3	0	0	2	2	1	0	10	7.8
vs Fresno State	*	24	1-5	.200	0-2	.000	4-5	.800	1-3-4	4.2	2	0	0	0	0	1	6	7.4
vs Seton Hall		24	2-4	.500	0-1	.000	1-2	.500	0-5-5	4.3	1	0	0	2	0	1	5	7.0
Rutgers		17	1-7	.143	0-3	.000	0-0	.000	1-2-3	4.1	0	0	0	2	0	0	2	6.3
vs Yale		6	0-0	.000	0-0	.000	0-0	.000	0-0-0	3.6	1	0	0	0	0	0	0	5.5
at Penn	*	37	5-7	.714	2-3	.667	2-3	.667	2-1-3	3.6	2	0	0	1	0	0	14	6.4
Houston Baptist	*	24	2-3	.667	0-1	.000	2-2	1.000	1-2-3	3.5	4	0	1	1	1	1	6	6.4
Florida Atlantic	*	29	1-5	.200	1-4	.250	1-2	.500	0-2-2	3.4	1	0	1	2	0	0	4	6.2
Campbell	*	27	1-4	.250	0-1	.000	0-0	.000	0-4-4	3.4	4	0	1	2	1	1	2	5.8
NC State	*	15	0-2	.000	0-1	.000	0-0	.000	0-0-0	3.2	4	0	0	1	0	0	0	5.4
at Louisville		25	1-5	.200	0-2	.000	0-0	.000	4-4-8	3.5	2	0	1	2	0	0	2	5.1

## WAARDENBURG'S CAREER STATISTICS

Season	GP	GS	Min.	Avg.	FG	FGA	Pct.	FG	FGA	Pct.	FT	FTA	Pct.	Off.	Def.	Tot.	Avg.	PF	FO	Ast.	TO	Blk	Stl	Pts.	Avg.
2017-18	21	0	310	14.8	24	58	.414	14	32	.438	7	8	.875	26	33	59	2.8	31	0	17	14	9	10	69	3.3
2018-19	14	10	344	24.6	26	71	.366	5	26	.192	15	22	.682	14	35	49	3.5	28	0	14	18	3	6	72	5.1
TOTAL	35	10	654	18.7	50	129	.388	19	58	.328	22	30	.733	40	68	108	3.1	59	0	31	32	12	16	141	4.0

# 2018-19 MIAMI BASKETBALL ROSTER

## NUMERICAL

No.	Name	Yr.	Pos.	Ht.	Wt.	Hometown/Previous School
0	Chris Lykes	So.	G	5-7	157	Mitchellville, Md./Gonzaga College HS
1	Dejan (DJ) Vasiljevic	Jr.	G	6-3	184	Melbourne, Australia/Australian Institute of Sport
2	Willie Herenton	So.	G	6-1	178	Lincolnshire, Ill./Stevenson HS
3	Anthony Lawrence II	Sr.	G	6-7	207	St. Petersburg, Fla./Lakewood Senior HS
5	Zach Johnson	R-Sr.	G	6-2	192	Miami, Fla./Florida Gulf Coast Univ./Norland HS
10	Dominic Proctor	So.	G	6-6	190	Las Vegas, Nev./Bishop Gorman HS
13	Anthony Mack	R-Fr.	G	6-6	214	Las Vegas, Nev./Wyoming/Blair Academy (N.J.)
14	Rodney Miller Jr.	Jr.	C	7-0	255	Laurelton, N.Y./Oak Hill Academy
15	Ebuka Izundu	Sr.	C	6-10	232	Charlotte, N.C./Victory Christian Center
20	Dewan Hernandez	Jr.	F	6-11	235	Miami, Fla./Norland HS
21	Sam Waardenburg	R-So.	F	6-10	216	Auckland, New Zealand/Rangitoto College
22	Deng Gak	R-Fr.	F	6-10	211	Sydney, Australia/Blair Academy (N.J.)
23	Kameron McGusty <sup>^</sup>	Jr.	G	6-5	192	Katy, Texas/Oklahoma/Sunrise Christian Acad. (Kan.)

## ALPHABETICAL

No.	Name	Yr.	Pos.	Ht.	Wt.	Hometown/Previous School
2	Willie Herenton	So.	G	6-1	178	Lincolnshire, Ill./Stevenson HS
22	Deng Gak	R-Fr.	F	6-10	211	Sydney, Australia/Blair Academy (N.J.)
20	Dewan Hernandez	Jr.	F	6-11	235	Miami, Fla./Norland HS
15	Ebuka Izundu	Sr.	C	6-10	232	Charlotte, N.C./Victory Christian Center
5	Zach Johnson	R-Sr.	G	6-2	192	Miami, Fla./Florida Gulf Coast Univ./Norland HS
3	Anthony Lawrence II	Sr.	G	6-7	207	St. Petersburg, Fla./Lakewood Senior HS
0	Chris Lykes	So.	G	5-7	157	Mitchellville, Md./Gonzaga College HS
13	Anthony Mack	R-Fr.	G	6-6	214	Las Vegas, Nev./Wyoming/Blair Academy (N.J.)
23	Kameron McGusty <sup>^</sup>	Jr.	G	6-5	192	Katy, Texas/Oklahoma/Sunrise Christian Acad. (Kan.)
14	Rodney Miller Jr.	Jr.	C	7-0	255	Laurelton, N.Y./Oak Hill Academy
10	Dominic Proctor	So.	G	6-6	190	Las Vegas, Nev./Bishop Gorman HS
1	Dejan (DJ) Vasiljevic	Jr.	G	6-3	184	Melbourne, Australia/Australian Institute of Sport
21	Sam Waardenburg	R-So.	F	6-10	216	Auckland, New Zealand/Rangitoto College

<sup>^</sup> sitting out 2018-19 season per NCAA transfer regulations

**Head Coach:** Jim Larrañaga, Providence '71, eighth season

**Associate Head Coach:** Chris Caputo, Westfield State (Mass.) '02, eighth season

**Assistant Coach:** Alvin "Pooh" Williamson, Tulsa '95, first season

**Assistant Coach:** Adam Fisher, Penn State '06, fourth season

**Director of Operations:** Lamont Franklin, UNC Wilmington '97, second season

**Strength & Conditioning Coach:** Casey Cathrall, Ithaca College '12, first season

**Athletic Trainer:** Javier Jimenez, Temple '06, third season

**Associate Director of Operations:** Jeff Dyer, Delaware '14, second season

## PRONUNCIATION GUIDE

Dewan .....	Duh-WAHN
Gak .....	Gack
Herenton .....	HAIR-un-tun
Ebuka Izundu .....	ee-BOO-kuh ee-ZOON-du
DJ Vasiljevic .....	Vuh-SEE-luh-vitch
Waardenburg .....	WAR-dun-berg

HC Jim Larrañaga .....	LARE-uh-NAY-guh
AC Chris Caputo .....	Cuh-POO-toe
SC Casey Cathrall .....	Cuh-THRALL
AT Javier Jimenez .....	Hah-VEE-air Him-EN-ez

## ROSTER BY CLASS

### Seniors (3)

Ebuka Izundu  
Zach Johnson  
Anthony Lawrence II

### Juniors (4)

Dewan Hernandez  
Kameron McGusty  
Rodney Miller Jr.  
DJ Vasiljevic

### Sophomores (4)

Willie Herenton  
Chris Lykes  
Dominic Proctor  
Sam Waardenburg

### Freshmen (2)

Deng Gak  
Anthony Mack

## ROSTER BY STATE

3 Florida  
2 Nevada  
1 Illinois  
1 Maryland  
1 New York  
1 Texas

## ROSTER BY COUNTRY

8 United States  
2 Australia  
1 New Zealand  
1 Nigeria

## GEOGRAPHIC BREAKDOWN

### UNITED STATES

#### Florida

Dewan Hernandez  
Zach Johnson  
Anthony Lawrence II

#### Illinois

Willie Herenton

#### Maryland

Chris Lykes

#### Nevada

Anthony Mack  
Dominic Proctor

#### New York

Rodney Miller Jr.

#### Texas

Kameron McGusty

## INTERNATIONAL

### Australia

DJ Vasiljevic  
Deng Gak

### New Zealand

Sam Waardenburg

### Nigeria

Ebuka Izundu

# TV/RADIO ROSTER



**0 CHRIS LYKES**  
So. • G • 5-7 • 157  
Mitchellville, Md.  
Gonzaga College HS



**1 DEJAN (DJ) VASILJEVIC**  
Jr. • G • 6-3 • 184  
Melbourne, Australia  
Australian Institute of Sport



**2 WILLIE HERENTON**  
So. • G • 6-1 • 178  
Lincolnshire, Ill.  
Stevenson HS




**3 ANTHONY LAWRENCE II**  
Sr. • G • 6-7 • 207  
St. Petersburg, Fla.  
Lakewood Senior HS



**5 ZACH JOHNSON**  
R-Sr. • G • 6-2 • 192  
Miami, Fla.  
Florida Gulf Coast/Norland HS



**10 DOMINIC PROCTOR**  
So. • G • 6-6 • 190  
Las Vegas, Nev.  
Bishop Gorman HS




**13 ANTHONY MACK**  
R-Fr. • G • 6-6 • 214  
Las Vegas, Nev.  
Wyoming/Blair Academy (N.J.)




**14 RODNEY MILLER JR.**  
Jr. • C • 7-0 • 255  
Laurelton, N.Y.  
Oak Hill Academy



**15 EBUKA IZUNDU**  
Sr. • C • 6-10 • 232  
Charlotte, N.C.  
Victory Christian Center



**20 DEWAN HERNANDEZ**  
Jr. • F • 6-11 • 235  
Miami, Fla.  
Norland HS



**21 SAM WAARDENBURG**  
R-So. • F • 6-10 • 216  
Auckland, New Zealand  
Rangitoto College



**22 DENG GAK**  
R-Fr. • F • 6-10 • 211  
Sydney, Australia  
Blair Academy (N.J.)



**23 KAMERON MCGUSTY**  
Jr. • G • 6-5 • 192  
Katy, Texas  
Oklahoma/Sunrise Christian Acad. (Kan.)



**JIM LARRAÑAGA**  
Head Coach



**CHRIS CAPUTO**  
Associate Head Coach



**ALVIN "POOH" WILLIAMSON**  
Assistant Coach



**ADAM FISHER**  
Assistant Coach



**LAMONT FRANKLIN**  
Director of Operations