



MIAMI BASKETBALL

THE BASICS

Date/Time: Saturday, Feb. 2, 2019/2 p.m.

Location: Charlottesville, Va./

John Paul Jones Arena (14,623)

Television: Raycom; **Online:** WatchESPN

PxP: Tom Werme, *Color:* Dan Bonner

Radio: WQAM 560-AM (PxP: Joe Zagacki)

Satellite Radio: Sirius 134, XM 193, XM Internet 955

Series vs. Virginia: Miami leads, 12-10

Road: 4-6 | **Home:** 7-2 | **Neutral:** 1-2

2018-19 SCHEDULE/RESULTS

OPPONENT	TV	TIME/SCORE
OCTOBER		
30 BARRY (EXHIBITION)	ACCNE	W, 91-61
NOVEMBER (5-2)		
9 LEHIGH	ACCNE	W, 83-62
13 STEPHEN F. AUSTIN	ESPNU	W, 96-58
17 BETHUNE-COOKMAN	ACCNE	W, 78-70
22 vs. La Salle ¹	ESPNU	W, 85-49
23 vs. Fresno State ¹	ESPN2	W, 78-76
25 vs. Seton Hall ¹	ESPN2	L, 81-83
28 RUTGERS ²	ESPNU	L, 54-57
DECEMBER (3-2)		
1 vs. Yale ³	ESPN3	L, 73-77
4 at Penn	ESPN+	L, 75-89
19 HOUSTON BAPTIST	ACCNE	W, 80-73
22 FLORIDA ATLANTIC	ACCNE	W, 75-55
29 CAMPBELL	RSN	W, 73-62
JANUARY (1-7)		
3 No. 18/19 NC STATE	ESPNU	L, 82-87
6 at Louisville	ESPNU	L, 73-90
9 at No. 13 Florida State	RSN	L, 62-68
12 WAKE FOREST	RSN	W, 76-65
19 No. 13/15 N. CAROLINA	ESPN2	L, 76-85
24 at Syracuse	Raycom	L, 53-73
27 No. RV/23 FLORIDA STATE	ESPNU	L, 66-78
30 No. 12/11 VIRGINIA TECH	ESPN2	L, 70-82
FEBRUARY		
2 at No. 3 Virginia	Raycom	2 p.m.
6 NOTRE DAME	ESPN2/U	7 p.m.
9 at North Carolina	Raycom	Noon
13 CLEMSON	ESPN2/U	7 p.m.
17 at Boston College	ESPNU	6 p.m.
23 GEORGIA TECH	RSN	2 p.m.
26 at Wake Forest	RSN	7 p.m.
MARCH		
2 at Duke	CBS	4 p.m.
5 PITTSBURGH	Raycom	8 p.m.
8 at Virginia Tech	ESPN2	7 p.m.
12-16 ACC Tournament ⁴	ESPN/Raycom	

BOLD CAPS denotes home games at Watsco Center, Coral Gables, Fla.

[#/#] denotes Miami's AP/USA TODAY ranking

* ACC game

¹ Wooden Legacy, Fullerton, Calif.; ² ACC/Big Ten Challenge

³ Hoophall Miami Invitational, AmericanAirlines Arena (Miami, Fla.)

⁴ Spectrum Center, Charlotte, N.C.

All times Eastern and subject to change

ATHLETICS COMMUNICATIONS

Assistant AD for Communications & Content:

Andy Flederjohann (Men's Basketball Contact)

Email: aflederjohann@miami.edu

Cell Phone: 434-906-0075

Twitter/Instagram/Facebook: @CanesHoops

GAME 21 • FEB. 2, 2019 • 2 P.M. • CHARLOTTESVILLE, VA.



MIAMI HURRICANES (9-11, 1-7 ACC)

Head Coach: Jim Larrañaga (Providence, '71)

Record at UM: 170-90 (8th season), **Career Record:** 640-424 (35th season)



3/3 VIRGINIA CAVALIERS (19-1, 7-1 ACC)

Head Coach: Tony Bennett (Green Bay, '92)

Record at UVA: 238-87 (10th season), **Career Record:** 307-120 (13th season)

THINGS TO KNOW

- Miami is playing its third straight ranked foe and completing a brutal stretch in which it faces four ranked opponents in five games.
- Miami is the only team among basketball's six power conferences with five players averaging at least 11 ppg apiece.
- Junior Dewan Hernandez announced Monday that he is withdrawing from the University of Miami to prepare for the 2019 NBA Draft.
- DJ Vasiljevic has hit at least one 3-pointer in 33 straight games – the longest current streak in the ACC – and is 10th in career 3-pointers at UM (172).
- Chris Lykes is ninth in the ACC in overall scoring (16.8) and 10th in conference play (17.0 ppg).
- UM has led in the second half in 16 of its 20 games.
- UM averages 8.8 3-pointers per game (third in ACC).
- Zach Johnson is one of 14 players nationally with 1,500 career points and 350 assists.
- As a team Miami ranks seventh nationally in fewest fouls per game (14.4).

MIAMI-VIRGINIA SERIES

Miami is 12-10 all-time against Virginia, including 4-6 on Grounds in Charlottesville (2-5 at JPJ Arena).

Since 2011, 10 of the 11 meetings have been determined by single digits, including four in overtime.

In the teams' last meeting on Feb. 13, 2018, UVA topped Miami, 59-50, in Coral Gables. Miami won in its last trip to JPJ, picking up a 54-48 overtime victory on Feb. 20, 2017.

Jim Larrañaga is 3-7 against UVA, including 3-6 while at Miami. UM is 6-7 against Tony Bennett.

Miami has averaged 60.7 points per game in its 13 previous games against Bennett's packline defense.

LARRAÑAGA'S TIES TO UVA

Jim Larrañaga was an assistant coach at Virginia from 1979-86 under then-head coach Terry Holland.

In seven seasons at Virginia, Larrañaga helped the Wahoos to five NCAA tournament appearances, including trips to the Final Four in 1981 and 1984. UVA also reached the 1982 Sweet 16 and 1983 Elite Eight.

UVA won three ACC Championships and finished in the Top 5 of the rankings three times during his tenure.

THE ACC GRIND CONTINUES

Miami's ACC schedule is not for the faint of heart.

Ten of UM's 18 conference games pit the Canes against teams currently ranked in the AP Top 25.

Miami and Wake Forest each play a league-high 10 games against ACC teams that currently are ranked in the top 25.

The Canes' challenging conference schedule includes 11 games against teams that competed in the 2018 NCAA Tournament, including home-and-homes with Florida State, North Carolina and Virginia Tech, all of which are currently ranked in the top 25.

THE RANKED OPPONENTS KEEP COMING

Miami is playing its second straight ranked foe and is in a stretch in which it faces four ranked opponents in five games (the exception: at Syracuse).

UM is facing its sixth top-25 opponent this season and is 0-5 against ranked teams this year.

The Canes are 19-40 against ranked opponents under Jim Larrañaga. UM's last win against a ranked team came on Feb. 27, 2018, a 91-88 buzzer-beating victory versus then-No. 9 UNC in Chapel Hill. UM is 56-155 all-time against top-25 teams, including 29-70 in ACC play.

Miami's last win against a top-5 team came on Feb. 22, 2016, 64-61 at home against then-No. 3 UVA. The Canes' last road win against a top-5 team was Jan. 13, 2015, 90-74 at then-No. 4 Duke.

THE MAGNIFICENT SEVEN

Miami has primarily played with a rotation of seven to eight players. UM currently has seven scholarship student-athletes available, plus Willie Herenton, a former walk-on who was recently awarded a scholarship for the rest of the school year.

Chris Lykes (33.3, 10th), Anthony Lawrence (32.0, 15th), DJ Vasiljevic (31.2, 20th) and Zach Johnson (30.8, 24th) rank among the ACC's top 25 in minutes played.

The rotation was shortened to seven when Deng Gak went down with a season-ending injury on Dec. 1.

PROJECTED STARTING LINEUP

Pos. No.	Name	Yr.	Ht.	Wt.	PPG	RPG	APG	Of Note
G 0	Chris Lykes	So.	5-7	157	16.8	2.5	3.6	Scored 19 points against UVA last season
G 3	Anthony Lawrence II	Sr.	6-7	207	12.2	5.6	2.7	Has played in team-high 61 career ACC games
G 5	Zach Johnson	R-Sr.	6-2	192	13.5	3.3	2.3	1 of 14 active players nationally w/1,500 pts/350 ast
G 13	Anthony Mack	R-Fr.	6-6	214	3.3	1.3	0.9	Hit two 3-pointers and scored six points at Syracuse
C 15	Ebuka Izundu	Sr.	6-10	232	11.1	8.8	1.5*	Playing in 100th career game Saturday
RESERVES								
G 1	Dejan (DJ) Vasiljevic	Jr.	6-3	184	11.5	4.3	1.4	Second in ACC in 3-pointers per game (2.7/gm)
G 2	Willie Herenton	So	6-1	178	1.0	0.0	0.0	Walk-on who earned scholarship on Jan. 18
G 10	Dominic Proctor	So.	6-6	180	0.0	0.0	0.0	Joined team as walk-on for 2018-19 season
F 21	Sam Waardenburg	R-So.	6-10	216	5.5	3.6	1.3	Averaged 11 ppg in last two games vs FSU, VT

*Blocks per game

BROADCAST BULLET POINTS




0 CHRIS LYKES

So. • 5-7 • 157 • Guard
Mitchellville, Md. • Gonzaga College HS

2018-19: 16.8 ppg, 2.5 rpg, 3.6 apg, 1.5 spg

- Ninth in ACC in overall scoring; 10th in ACC play (17.0 ppg)
- Has third-highest scoring increase in ACC this season (+7.2 ppg)
- Second-leading scorer among players under 6-feet tall in basketball's six power conferences
- Named to All-ACC Academic Team last season
- Had offseason surgery on right shoulder



1 DJ VASILJEVIC

Jr. • 6-3 • 184 • Guard
Melbourne, Australia • Australian Institute of Sport

2018-19: 11.5 ppg, 4.3 rpg

- Second in ACC in 3FG (2.7/game), sixth in 3FG% (40.9%)
- 172 career 3FG made (10th in UM history)
- Led ACC in 3-point shooting last season (41.1%)
- Named to All-ACC Academic Team last season
- Named top Australian junior in college hoops by FOX Sports Australia
- Lost 20 lbs during offseason; also had offseason foot surgery



2 WILLIE HERENTON

So. • 6-1 • 178 • Guard
Lincolnshire, Ill. • Stevenson HS

2018-19: 1.0 ppg, 0.0 rpg

- Walk-on for 2018-19 season but awarded scholarship on Jan. 18
- Finished as one of top scorers in Stevenson HS history despite playing one year as full-time starter
- Home schooled until high school
- Brother Rodney is junior on Stanford basketball team
- Parents, Rodney and Andrea, both attended Harvard



3 ANTHONY LAWRENCE II

Sr. • 6-7 • 207 • Guard
St. Petersburg, Fla. • Lakewood Senior HS

2018-19: 12.2 ppg, 5.6 rpg, 2.7 apg, 1.4 spg

- Has played in 118 career games (team-high 61 ACC games)
- Nearing UM career top 10 in games played and steals
- Was point guard in high school
- Father, Anthony Sr., played at UM from 1991-94



5 ZACH JOHNSON

R-Sr. • 6-2 • 192 • Guard
Miami, Fla. • Florida Gulf Coast • Norland HS

2018-19: 13.5 ppg, 3.3 rpg, 2.3 apg

- Graduate transfer from Florida Gulf Coast
- 1 of 14 active players nationally w/1,500 pts and 350 assists
- Has scored 1,614 points and played in 123 career games (both team highs); FGCU's fourth all-time leading scorer
- First-Team All-A-Sun pick last season (16.1 ppg, 3.3 rpg, 3.0 apg)
- Earned bachelor's degree in legal studies from FGCU




10 DOMINIC PROCTOR

So. • 6-6 • 180 • Guard
Las Vegas, Nev. • Bishop Gorman HS

2018-19: 0.0 ppg, 0.0 rpg

- Walked on for 2018-19 season
- Was 14th-ranked player in Nevada in 2017 per 24/7 Sports
- Father (Michael) played basketball at Cornell



13 ANTHONY MACK

R-Fr. • 6-6 • 214 • Guard
Las Vegas, Nev. • Wyoming • Blair Academy (N.J.)

2018-19: 3.3 ppg, 1.3 rpg

- Averaging 20.2 mins and 4.3 ppg in last 11 games (total of five points in 33 minutes in team's first nine games)
- Transfer from University of Wyoming who was granted waiver for immediate eligibility for this season
- High school teammates with Deng Gak at Blair Academy (N.J.)



14 RODNEY MILLER JR.

Jr. • 7-0 • 255 • Center
Laurelton, N.Y. • Oak Hill Academy

2018-19: has not played

- Redshirting 2018-19 season
- Lost 25 pounds during the offseason
- Has played in 30 career games



15 EBUKA IZUNDU

Sr. • 6-10 • 232 • Center
Nigeria/Charlotte, N.C. • Victory Christian Center

2018-19: 11.1 ppg, 8.8 rpg, 1.5 bpg

- Fourth in ACC in rebounds and double-doubles (6)
- UVA game marks his 100th career game
- Last season: 5.0 ppg and 3.8 rpg per game; shot 69.2%
- Named to ACC Academic Honor Roll for first time last year
- Moved to U.S in 2013 at age 17; grew up playing soccer, then started playing basketball in 2011



20 DEWAN HERNANDEZ

Jr. • 6-11 • 235 • Forward
Miami, Fla. • Norland HS

2018-19: did not play as school/NCAA looked into eligibility concerns; announced decision to turn pro on Monday

- Legally changed last name from Huell to Hernandez in October
- Named to 2019 Kareem Abdul-Jabbar Award Watch List
- Averaged 11.4 ppg and 6.6 rpg last season and was only Miami player to start all 32 games
- 2016 McDonald's HS All-American; entered name in NBA Draft process last season but withdrew prior to deadline



21 SAM WAARDENBURG

R-So. • 6-10 • 216 • Forward
Auckland, New Zealand • Rangitoto College

2018-19: 5.5 ppg, 3.6 rpg

- Started 11 games; averaging 24.3 minutes per game
- Scored 13 points Sunday vs. FSU, nine Wednesday vs. Va. Tech
- Played in 21 games off bench, including each of last 15 contests, last season (averaged 3.3 ppg and 2.8 rpg)
- Shot 43.8 percent (14-32) from 3-point range last year



22 DENG GAK

R-Fr. • 6-10 • 211 • Forward
Sydney, Australia • Blair Academy (N.J.)

2018-19: 2.5 ppg, 4.1 rpg, 1.1 bpg (8 games)

- Out for season (left knee injury suffered Dec. 1 vs. Yale)
- Redshirted 2017-18 season and has put on about 20 pounds since he arrived at UM
- Brother, Gorjok, is junior center at Florida



23 KAMERON MCGUSTY

Jr. • 6-5 • 192 • Guard
Katy, Texas • Oklahoma • Sunrise Christian Academy (Kansas)

2018-19: Redshirt Season

- Sitting out 2018-19 season per NCAA transfer regulations
- 9.4 ppg, 2.0 rpg in 63 career games (25 starts) at Oklahoma
- Was Big 12 All-Freshman Team selection in 2017
- Father, Kerol, played college basketball at Stephen F. Austin

MEDIA INFORMATION

COVERING THE CANES

All interview requests for student-athletes, coaches or staff must be approved by Andy Fledderjohann in the UM Communications office. Please provide at least one day to coordinate interviews.

Any misuse of credentials will result in removal from the Watsco Center and the permanent voiding of the credential.

The Miami locker room is closed at all times. For home games, head coach Jim Larrañaga and at least one UM player will report to the media room for interviews following the opposing team's press conference. For road games, Larrañaga will be available in the media room and players are available by request outside the locker room.

PRESS CREDENTIALS

Media members interested in obtaining season or game credentials should apply online at www.sportssystem.com/miami/basketball.

Credential requests should be submitted no later than seven days prior to the game. Credentials that cannot be mailed will be held for pickup at the will call table at the Watsco Center. You must have a press pass to be admitted to the media area and the press room.

PHOTO CREDENTIALS

All photographers and camera operators must wear a visible credential issued by the Miami Athletics Communications Department. Photographers work from the baselines at both ends of the court at Watsco Center. Live television is given top priority for courtside space.

ACC TELECONFERENCE SCHEDULE

The ACC Men's Basketball Weekly Teleconference continues each Monday through March 4, beginning at 10:30 a.m. Each coach will have 10 minutes to make an opening statement and answer questions.

Please contact Andy Fledderjohann for the call-in information.

There will be a replay of each teleconference at www.theacc.com/podcasts.aspx each Monday afternoon. Coaches whose teams play on Monday evening will not participate in that day's teleconference.

Jim Larrañaga's schedule for the remaining teleconferences, as well as the opposing coaches for the Miami games that week:

Date	Larrañaga Time	Opposing Coach
2/4	11 a.m.	Brey 12:20 p.m. R. Williams Noon
2/11	11 a.m.	Brownell 10:40 a.m. Christian 10:30 a.m.
2/18	11 a.m.	Pastner 10:50 a.m.
2/25	11 a.m.	Manning 11:20 a.m. Krzyzewski 12:10 p.m.
3/4	11 a.m.	Capel 11:30 a.m. B. Williams 12:30 p.m.

HERNANDEZ TURNS PRO

Junior forward Dewan Hernandez announced Monday that he was withdrawing from the University to start preparing for the 2019 NBA Draft.

Earlier Monday, the NCAA announced Hernandez must sit the remainder of the 2018-19 season and 40 percent of the 2019-20 season "for entering into an agreement with and accepting benefits from an agent."

A 6-11 junior forward, Hernandez averaged 11.4 ppg and 6.7 rpg last season and started all 32 games.

BALANCE ON OFFENSE

Five Miami players are averaging at least 11.1 points per game apiece.

The Canes are the lone team among basketball's six power conferences with five players averaging 11 or more points per game.

The five: Chris Lykes (16.8), Zach Johnson (13.5), Anthony Lawrence (12.2), DJ Vasiljevic (11.5) and Ebuka Izundu (11.1).

CLOSE, BUT NOT QUITE

Despite its 11 losses, Miami has been in nearly every game this season.

UM has held a lead in the second half in 16 of 20 games this season. The Penn, Syracuse, FSU (Jan. 27) and Virginia Tech games are the exceptions.

The Canes trailed by one in the second half at three different points at Syracuse.

LAST TIME OUT: VA TECH 82, MIAMI 70

Miami dropped its fourth straight game Wednesday, falling to No. 12 Virginia Tech, 82-70, at the Watsco Center. Chris Lykes led Miami with 19 points and four assists.

Anthony Lawrence II added 15 points and nine rebounds. Miami shot 23-of-56 (41.1 percent) from the field, while the Hokies were 30-of-51 (58.5 percent). The Canes were 12-of-33 (36.4 percent) from long range, while Virginia Tech finished 9-of-19 (47.4 percent) from beyond the arc.

The Hokies were led by Nickeil Alexander-Walker with 25 points, six steals and five assists.

In a back and forth opening half, the Canes grabbed an 18-15 lead with 8:35 to play on a Lawrence 3-pointer. The Hokies then countered with a 10-0 run over the next 3:17, before taking a 34-27 advantage into the locker room, a lead they would not relinquish.

LYKES PACES OFFENSE

Chris Lykes is averaging 16.8 ppg and ranks eighth in the ACC in scoring. He is averaging 17.0 ppg in conference games, which also is eighth among all ACC players.

He owns seven 20-point games this season, which is seventh most among ACC players and has upped his scoring average by 7.2 ppg from his freshman season, marking the third-largest increase among ACC players.

As part of his 25-point day against Wake Forest, Lykes went 14-for-14 at the free-throw line, the second-best performance at the line in school history (Jack McClinton, 16-16 vs. NC State, 3/7/09).

Lykes scored a career-high 28 points in the ACC opener against NC State.

CAREER STATISTICS VS. VIRGINIA

	GP-S	PPG	RPG	APG	BPG	SPG
Izundu	2-1	7.0	4.0	0.5	0.5	0.5
Lawrence	5-2	2.4	4.2	1.8	0.4	0.8
Lykes	1-1	19.0	1.0	1.0	0.0	0.0
Vasiljevic	2-1	7.5	2.0	0.0	0.0	0.5
Waardenburg	1-0	6.0	0.0	0.0	0.0	1.0

2018: HOOS KNOCK OFF CANES, 59-50

Chris Lykes scored 19 points, but it was not enough as Miami lost, 59-50, to then-No. 1 Virginia on Feb. 13, 2018, in the teams' last meeting at the Watsco Center.

Lykes went 6-of-12 from the floor and connected on 3-of-7 shots from beyond the arc. Seventeen of his team-high 19 points came in the second half.

Ebuka Izundu (4-of-6) chipped in with eight points off the bench. De'Andre Hunter led UVA with 22 points, while Kyle Guy added 13.

Virginia never trailed and outrebounded the Hurricanes, 32-24. The Hurricanes shot 21 percent (6-28) in the first half but rebounded to hit 63 percent of their shots (12-19) in the second half to finish at 38 percent.

UVA shot 45.8 percent (22-48) from the field. The Hoos led 27-16 at halftime and led by as many as 15 points in the second half.

CHRIS LYKES: HEART OVER HEIGHT

At 5-foot-7, Chris Lykes is the shortest player on any team in basketball's six power conferences (ACC, Big East, Big Ten, Big 12, Pac-12, SEC).

Within these conferences, he is the second-leading scorer among players under 6-feet tall at 16.8 ppg (Markus Howard, 5-11, Marquette, 25.0 ppg).

He is one of six players under 6-feet tall to regularly be a starter this year, joining Howard, Aaron Calixte (Oklahoma), Justin Coleman (Arizona), Jared Harper (Auburn) and Tremont Waters (LSU).

The other five players in this group all are at least 5-10.

IZUNDU CONTINUES BREAKOUT YEAR

Ebuka Izundu has stepped into a starting role this season and averaged 11.1 ppg and a team-high 8.8 rebounds per game (5.0 ppg, 3.8 rpg last season).

Izundu has produced six double-doubles/He ranks second in the ACC in offensive rebounds (3.4/game), ranks fourth overall in rebounds (8.8), fourth in double-doubles and ninth in blocks (1.5/game).

Ebuka Izundu: Year-by-Year Progression

Year	G-GS	PPG	RPG	MPG
2015-16	15-0	2.1	1.3	5.3
2016-17	32-7	4.2	3.0	13.0
2017-18	32-2	5.0	3.8	14.6
2018-19	20-20	11.1	8.8	28.2

JOHNSON IN ELITE 1,500/350 CLUB

Zach Johnson is one of 11 active players nationally to score 1,500 career points and rack up 350 career assists.

Johnson has scored 1,614 career points (1,344 at Florida Gulf Coast, 270 at UM) and owns 366 career assists (321 at FGCU, 45 at UM).

Johnson ranks 36th nationally in career scoring and 50th in assists among active Division I players.

He is averaging 13.5 ppg this season.

QUICK FACTS

Location Coral Gables, Fla.
 Enrollment 17,348
 Founded 1925
 Nickname.....Hurricanes
 Colors Orange (PMS 1665), Green (3435) and White
 PresidentDr. Julio Frenk
 Director of Athletics..... Blake James
 Conference..... Atlantic Coast (joined 2004)
 Arena/Capacity Watsco Center/7,972
 Press Row 305-284-2111

COACHING STAFF

Head Coach.....Jim Larrañaga (Providence, '71)
 Record at Miami 170-90 (8th season)
 Career Record 640-424 (35th season)
 Assoc. Head Coach.. Chris Caputo (Westfield [Mass.] St, '02)
 Assistant Coach..... Alvin "Pooh" Williamson (Tulsa, '95)
 Assistant Coach.....Adam Fisher (Penn State, '06, '09)
 Dir of BB Ops..... Lamont Franklin (UNC Wilmington, '97)
 Associate Director of Ops..... Jeff Dyer (Delaware, '14)
 Strength & Conditioning Coach . Casey Cathrall (Ithaca, '12)
 Assistant Athletic Trainer Javier Jimenez (Temple, '06)

PROGRAM HISTORY

First Year of Basketball..... 1926
 All-Time Record 1,041-760 (.579)
 Under Jim Larrañaga 170-90 (.654; 8 years)
 All-Time ACC Record 119-125 (.487)
 Under Jim Larrañaga 76-56 (.576)
 ACC Regular-Season Championships 1 (2013)
 ACC Tournament Championships 1 (2013)
 NCAA Tournament Appearances..... 10
 1960, '98, '99, 2000, '02, '08, '13, '16, '17, '18
 All-Time Record in NCAA Tournament 8-10
 Last NCAA Postseason Finish..... 2018 First Round
 NIT Appearances 12
 1961, '63, '64, '95, '97, 2001, '05, '06, '09, '11, '12, '15
 All-Time Record in NIT 11-12
 Last NIT Finish 2015 Runner-Up

CANES IN PRO BASKETBALL/FOOTBALL

Years at Miami in parentheses

NBA
 Bruce Brown Jr. (2016-18)..... Detroit Pistons
 Lonnie Walker IV (2017-18)..... San Antonio Spurs
NFL
 Jimmy Graham (2005-09)..... Green Bay Packers
 Erik Swoope (2010-14)..... New Orleans Saints
G-League
 Kamari Murphy (2015-17)..... Long Island Nets
 Davon Reed (2013-17)..... Fort Wayne Mad Ants
 Angel Rodriguez (2014-16) Rio Grande Valley Vipers
 Durand Scott (2009-13)..... Long Island Nets
International
 Rion Brown (2010-14)Promitheas (Greece)
 Ivan Cruz Uceda (2014-16) Bilbao Basket (Spain)
 Guillermo Diaz (2003-06) San Lorenzo de Almagro
 (Argentina)
 Julian Gamble (2008-13) Nanterre 92 (France)
 Malcolm Grant (2009-12)..... KK Mornar Bar (Montenegro)
 Tonye Jekiri (2012-16) Gaziantep Basketbol (Turkey)
 Reggie Johnson (2009-13) Rain or Shine Elasto Painters
 (Philippine Basketball League)
 DeQuan Jones (2008-12) Hapoel Holon
 (Israeli Premier League)
 Kenny Kadji (2011-13) Tofaş (Turkey)
 Shane Larkin (2011-13)..... Anadolu Efes (Turkey)
 Trey McKinney Jones (2011-13)..... Chiba Jets Funabashi
 (Japanese B.League)
 JaQuan Newton (2015-18) Miasto Szkla Krosno (Poland)
 Darius Rice (2000-04)
 Plaza Fernando Valerio (Dominican Republic)

VASILJEVIC AMONG ACC 3-PT LEADERS

DJ Vasiljevic is 54-for-132 (40.9%) from 3-point range and averaging 11.5 ppg.
 He is second in the ACC in 3-pointers made and 3-pointers per game (2.7) and sixth in 3-point field goal percentage.
 Vasiljevic led the ACC in 3-point field goal percentage last season (41.1%), becoming the fifth Hurricane to top the conference in 3-point shooting (first since Malcolm Grant in 2011).

VASILJEVIC 3-POINT STREAK AT 32

DJ Vasiljevic has connected on at least one 3-pointer in 33 consecutive games, the longest current streak in the ACC. The second longest belongs to UVA's Kyle Guy (20).
 It is the third-longest streak in Miami history and tied for the 20th longest in ACC history with Duke's Jon Scheyer (2010) and Trajan Langdon (1998-99) and Wake Forest's Randolph Childress (1994-95).
 The program record is 35 straight games, set by Malcolm Grant (2011-12) and McClinton (2008-09). The ACC record is 69 straight, set by Georgia Tech's Dennis Scott during the 1988-90 seasons.

MACK PROVIDING VALUABLE MINUTES

Anthony Mack has given Miami valuable minutes off the bench in the last nine games, averaging 20.2 minutes and 4.3 points per game in that span.
 In eight ACC contests, he has averaged 21.3 minutes per game and made five starts.
 He scored a career-high nine points against Wake Forest, including a pair of 3-pointers.
 He scored five total points in 33 minutes while playing in five of UM's first nine games.

HERENTON EARNS SCHOLARSHIP

Sophomore guard Willie Herenton was awarded an athletic scholarship for the spring semester by Miami head coach Jim Larrañaga.
 Herenton served as a team manager last season before joining the team as a student-athlete last summer.

GAK OUT FOR SEASON

Redshirt freshman forward Deng Gak will miss the remainder of the season after suffering a left-knee injury on Dec. 1 against Yale.
 He had surgery Dec. 18 to repair the injured knee.
 He averaged 2.5 ppg and 4.1 rpg in eight games.
 He made his first career start against Yale and played a season-high 19 minutes in that contest.

MILLER JR. TO REDSHIRT

Junior center Rodney Miller Jr. will redshirt the 2018-19 season.
 Miller lost 25 pounds during the offseason.
 He averaged 1.1 points in 3.6 minutes per game in 30 games during his first two seasons.

OFFENSE CONTINUES TO HIT 70 POINTS

Miami has eclipsed the 70-point plateau in 16 of 20 games this season. The Canes are 9-7 when breaking the 70-point mark this year.
 The Canes are 114-22 when scoring 70 or more points under Larrañaga and 48-4 when breaking the 80-point barrier.

CANES SIGN TWO TO 2019-20 NLI

Miami announced Nov. 14 the signing of Anthony Walker and Isaiah Wong to National Letters of Intent for the 2019-20 school year.
 Walker and Wong are four-star recruits and rated among the top 100 players nationally in the Rivals recruiting rankings. Walker is a 6-foot-9, 210-pound power forward from Nottingham, Md. Wong is a 6-foot-3, 170-pound guard from Trenton, N.J.

Isaiah Wong (6-3, 170, Guard, Trenton, N.J.)

- Athletic combo guard is consensus 4-star recruit
- Ranked No. 71 nationally, No. 10 guard by Rivals
- Also ranked No. 78 nationally, No. 16 guard and No. 3 recruit in New Jersey on ESPN100 list
- 22.2 ppg, 6.9 rpg, 3.3 apg last year for Monsignor Bonner/Archbishop Prendergast Catholic HS
- Played for AAU team WE-R1 last year; averaged 19.3 ppg and shot 45 percent from 3-point range
- Picked Miami over Villanova, UConn, Clemson and Pittsburgh

Anthony Walker (6-9, 210, F, Nottingham, Md.)

- Rated as 4-star recruit by Rivals; listed No. 76 nationally by Rivals and No. 17 power forward
- Helped Perry Hall (Baltimore, Md.) to back-to-back state championships, including its first-ever state championship in 2016-17
- Averaged 18.0 ppg and 7.0 rpg for Perry Hall
- Transferred to Brewster Academy for senior year
- Plays for Baltimore's Team BBC AAU program
- Picked Miami over Pitt, Illinois and Boston College

THE WATSCO ADVANTAGE

Miami is 95-30 (.760) at home under Jim Larrañaga. The Canes have won 45 of their last 56 games at the Watsco Center.
 In its 17th year at the Watsco Center (formerly BankUnited Center), Miami is 188-75 (.715) on its home court.
 In eight years under Larrañaga, Miami is 45-22 in ACC action at home and 50-8 in non-conference play.

Miami at Watsco Center Under Jim Larrañaga

Year	Overall	N-C	ACC
2011-12.....	14-4	8-2	6-2
2012-13	14-1	6-0	8-1
2013-14	8-8	5-2	3-6
2014-15	12-6	7-2	5-4
2015-16	15-1	6-1	9-0
2016-17	14-2	7-0	7-2
2017-18	11-3	5-0	6-3
2018-19	7-5	6-1	1-4
Totals	95-30	50-8	45-22

CANES LOOK TO BUILD ON ACC SUCCESS

Miami scored 10 or more league victories in five of Jim Larrañaga's first seven years, including the last four seasons.
 The Canes join Virginia, Duke and UNC as the lone teams to win 10 or more ACC games each of the last four years.
 Prior to Larrañaga's arrival, Miami never had won 10 ACC games in a season.
 Miami finished with 11 ACC wins last season, its third-most conference wins since joining the league in 2004-05.

IN THE POLLS (JAN. 28)

ASSOCIATED PRESS USA TODAY COACHES

Rk	Team	Rk	Team
1	Tennessee (48)	1	Tennessee (31)
2	Duke (12)	2	Duke (1)
3	Virginia (4)	3	Virginia
4	Gonzaga	4	Gonzaga
5	Michigan	5	Michigan
6	Michigan State	6	Kentucky
7	Kentucky	7	Nevada
8	Nevada	8	Michigan State
9	North Carolina	9	Marquette
10	Marquette	10	North Carolina
11	Kansas	11	Virginia Tech
12	Virginia Tech	12	Kansas
13	Houston	13	Houston
14	Villanova	14	Villanova
15	Louisville	15	Texas Tech
16	Texas Tech	16	Louisville
17	Purdue	17	Buffalo
18	Buffalo	18	Purdue
19	LSU	19	LSU
20	Iowa State	20	Iowa State
21	Maryland	21	Mississippi State
22	Mississippi State	22	NC State
23	NC State	23	Wisconsin
24	Wisconsin	24	Maryland
25	Florida State	25	Iowa

2018-19 Miami opponents listed in *italics*

MIAMI IN THE POLLS

Date	AP	USA Today	NET	KenPom
Pre	RV (10)	RV (2)	-	21
Nov. 12	RV (16)	n/a	-	20
Nov. 19	RV (18)	RV (22)	-	22
Nov. 26	RV (10)	RV (30)	63	22
Dec. 3	NR	NR	84	35
Dec. 10	NR	NR	107	45
Dec. 17	NR	NR	103	46
Dec. 24	NR	NR	80	48
Dec. 31	NR	NR	92	56
Jan. 7	NR	NR	93	67
Jan. 14	NR	NR	90	68
Jan. 21	NR	NR	96	71
Jan. 28	NR	NR	116	103

*NOTE: Votes in parentheses

CANES TO VISIT ITALY IN AUGUST

The UM men's basketball team will head abroad next summer as the Canes will take a foreign tour of Italy from August 9-18, 2019.

The 10-day tour will include visits to Rome, Florence and Como. The Canes are scheduled to play four exhibition games, with at least one at each stop on the trip. The opponents are yet to be determined.

Once every four years, college basketball programs are permitted to embark on a foreign tour and given 10 extra summer practices to prepare. Miami's last foreign tour was to Spain in 2014.

CANES LOOK TO TOP ACC EXPECTATIONS ONCE AGAIN

Miami was picked 10th in the Operation Basketball 2018-19 Preseason Poll, released Oct. 25 following a vote of the league's media.

In each of Jim Larrañaga's first seven seasons, Miami finished the year in a standing that exceeded its preseason ACC ranking.

Miami's preseason ACC rankings, followed by their finishes, under Larrañaga:

2018-19: 10th	2017-18: 4th – t-3rd
2016-17: 9th – t-7th	2015-16: 5th – t-2nd
2014-15: 10th – t-6th	2013-14: 12th – 10th
2012-13: 5th – 1st	2011-12: 5th – t-4th

WHO'S GONE

Miami lost three players from its 2017-18 squad, each of whom started at least 18 games: Lonnie Walker IV, Bruce Brown Jr. and Ja'Quan Newton.

Walker was an Honorable Mention All-ACC pick and ACC All-Freshman Team honoree last year. He was selected 18th overall in the NBA Draft by the San Antonio Spurs.

Brown started 19 games before missing the remainder of the season with a foot injury. He was picked 42nd overall in the NBA Draft by Detroit.

Newton played in 127 career games (seventh in program history) and finished with 1,134 career points.

PROGRAM EARNS PERFECT GSR

The Miami men's basketball program earned its first perfect GSR rating, coming in 19 percent above the NCAA average of 81 percent.

The GSR measures graduation rates at Division I institutions and includes students transferring into the institutions. The most recent Division I Graduation Success Rates are based on the four entering classes from 2008-09 to 2011-12.

TEAM CAPTAINS

Miami has five team co-captains this season: Ebuka Izundu, Zach Johnson, Anthony Lawrence II, Chris Lykes and DJ Vasiljevic.

Lawrence and Vasiljevic are team captains for the second straight season. Dewan Hernandez also was a team captain before leaving the program on Jan. 28.

SELLING OUT THE WATSCO CENTER

Miami sold out its season ticket allotment for all home games at the Watsco Center for each of the last three seasons.

Fans bought over 5,500 season tickets for each of the last three years, more than doubling the total number of season tickets sold in Jim Larrañaga's first season in Coral Gables.

Season Tickets Per Year (Under Larrañaga)

2017-18: 5,986	2016-17: 5,965	2015-16: 5,500
2014-15: 3,427	2013-14: 3,674	2012-13: 2,372
2011-12: 2,251		

COACHING COORDINATORS

Miami's assistant coaching staff is set up in a coordinator system. Adam Fisher serves as the team's offensive coordinator, while Chris Caputo handles the defense. Pooh Williamson manages the scout for every opponent.

PROCTOR JOINS ROSTER AS WALK-ON

Dominic Proctor joined the roster as a walk-on just prior to the start of the regular season.

A 6-foot-6 guard, Proctor played at Bishop Gorman High School in Las Vegas, where he won a pair of state championships.

He was the 14th-ranked player in Nevada in 2017 according to 24/7 Sports and the 103rd-ranked shooting guard in the nation per 24/7.

MIAMI'S RECORD WHEN ...

Record	2018-19		Larranaga	
	All	ACC	At UM	ACC
All games	9-11	1-7	170-90	76-56
Home	7-5	1-4	95-30	45-22
Away	0-4	0-3	48-40	31-34
Neutral	2-2	-	28-20	-
November	5-2	-	40-11	-
December	3-2	-	36-12	2-1
January	1-7	1-7	31-29	29-29
February	0-0	0-0	38-21	38-21
March	0-0	0-0	25-16	8-5
April	0-0	-	0-1	0-0
vs. Top-10 opponents	0-0	0-0	8-15	7-12
vs. Top-25 (includes Top-10)	0-5	0-5	19-40	13-30
vs. RV opponents (either poll)	0-2	0-2	14-8	7-4
vs. Teams over .500 on game day	4-10	0-7	107-81	56-50
vs. Teams under .500 on game day	2-0	0-0	38-7	15-6
vs. Teams at .500 on game day	3-1	1-0	21-2	5-0
While UM in Top 25	0-0	0-0	58-25	29-17
While UM is RV (only)	5-3	0-0	50-18	20-9
Leading at halftime	6-3	0-2	127-20	53-16
Trailing at halftime	3-6	1-4	34-62	19-35
Tied at halftime	0-2	0-1	9-8	3-5
In overtime games	0-0	0-0	8-8	5-4
Single overtime	0-0	0-0	5-6	3-2
Double overtime	0-0	0-0	3-1	2-1
Leading w/2:00 left in regulation	9-0	1-0	156-10	68-5
Trailing w/2:00 left in regulation	0-10	0-7	11-76	6-60
Tied w/2:00 left in regulation	0-1	0-0	3-2	1-1
UM shoots 50% or better from field	5-1	0-0	71-8	24-3
UM shoots 40-49% from field	3-7	1-5	80-32	43-26
UM shoots under 40% from field	1-3	0-2	20-50	9-27
Opp. shoots 50% or better from field	0-5	0-2	14-32	9-19
Opp. shoots 40-49% from field	3-5	0-4	72-39	37-24
Opp. shoots under 40% from field	6-0	1-0	86-17	31-11
UM shoots 70% or better from line	6-8	1-6	104-47	47-30
UM shoots less than 70% from line	3-3	0-1	66-42	38-24
UM makes more 3-point FGs	6-4	1-1	93-36	42-27
UM makes fewer 3-point FGs	1-6	0-5	48-39	24-24
3-point FGs are even	2-1	0-1	20-8	10-5
4+ Canes in double figures	7-6	0-3	88-23	35-15
3 Canes in double figures	2-4	1-3	62-32	33-16
2 or fewer Canes in double figures	0-1	0-1	20-35	8-25
Outrebounding opponent	5-2	0-1	110-29	42-19
Opp. outrebounds UM	3-8	1-5	52-59	31-35
Tied in rebounds	1-0	0-0	7-1	3-1
UM records 10 or more steals	2-1	0-1	23-7	7-4
UM records 15 or more assists	4-0	1-0	57-5	25-4
UM commits fewer than 15 turnovers	6-9	0-6	143-71	64-47
UM commits 15 or more turnovers	3-2	1-1	25-12	10-9
UM commits fewer turnovers than opp.	7-5	0-3	95-34	42-20
UM commits more turnovers than opp.	2-5	1-4	57-39	25-26
Tied in turnovers	0-1	0-0	15-16	9-10
UM scores 59 points or fewer	0-2	0-1	13-40	7-25
UM scores 60-69 points	0-2	0-2	42-28	23-14
UM scores 70-79 points	5-5	1-2	67-18	29-14
UM scores 80-89 points	3-2	0-1	34-3	12-2
UM scores 90-99 points	1-0	0-0	13-1	4-1
UM scores 100 or more points	0-0	0-0	1-0	0-0
Playing during morning	2-0	0-0	3-1	-
Playing during afternoon	4-1	1-1	56-30	32-22
Playing in evening (5 p.m. or later)	3-10	0-6	109-58	44-34
Games decided by 3 points or fewer	1-2	0-0	23-17	14-10
Games decided by 4-10 points	2-4	0-3	52-37	28-28
Games decided by 11-19 points	2-4	1-3	55-26	23-12
Games decided by 20+ points	4-1	0-1	40-9	11-5

CANES UNVEIL BLACK HISTORY MONTH UNIFORMS

In celebration of Black History Month, adidas has unveiled a collection of NCAA uniforms inspired by the creativity, passion and expression of the early 20th century's Harlem Renaissance.

Miami will debut its Celebrating Black Culture uniforms for the Virginia game. The Canes will wear the special green uniforms for each of their four road games in February.

Considered one of the most influential movements in African American history, the Harlem Renaissance was a creative movement that kindled a new cultural identity. In this era, the Renaissance ballroom became a place that epitomized basketball culture as local teams perfected their game on the same wooden floors that were also used for ballroom dance events and jazz shows. Together, the Harlem community infused their spirit of dance & sport within their day to day lives, and created an indisputable marriage between music, culture, and the game.

Inspired by the wooden floors of the ballrooms where basketball became culture, each adidas team jersey also includes patterns which mimic the fabrics and prints of the 1920s that became a means of self-expression and community pride. Each uniform features a unique bean stitch texture around the team name, the word "BALLROOM" on the inner waistband of each short, and a "Celebrating Black Culture" patch. The collection also includes a series corresponding footwear silhouettes which echo the colors of the jazz ballrooms so important to the era. Each detail is meant to be an homage to the art, poetry, sounds and sport of the Renaissance, and to those driving their passion forward.

ANOTHER 20-WIN CAMPAIGN UNDER LARRAÑAGA

Miami recorded 22 wins last season, its sixth 20-win campaign in seven years under Jim Larrañaga, and tied for the 10th most wins in a season in school history.

He is the first coach in program history to post six 20-win seasons. Bruce Hale (1954-67) recorded five 20-win campaigns from 1954-67.

DRAFT SUCCESS


For just the third time in program history, Miami had two student-athletes selected in the NBA Draft last season. The others were 1968 and 1970.

Lonnie Walker IV was chosen 18th overall by the San Antonio Spurs.

Bruce Brown Jr. was picked in the second round by Detroit with the 42nd overall pick.

10 COMMITMENTS OF MIAMI BASKETBALL

- We will set our defense every time.
- We will pressure the man with the ball.
- We will pack the lane to prevent penetration.
- We will contest all shots, hands high. Without fouling.
- We will block out, rebound and run.
- We will run for layups and open threes.
- We will share the ball.
- We will penetrate the defense.
- We will create good shots both inside and outside.
- We will attack the offensive boards.



VOTE LARRAÑAGA

This NCAA basketball season, @INFINITIUSA is giving \$1M to @CoachesVsCancer. Fans can show their support in the fight against cancer by voting for University of Miami head coach Jim Larrañaga at InfinitiTimeout.com.

Fans also can show support by posting of photo of themselves taking a timeout and include #CoachJimLarranaga on Instagram or Twitter.

The program lasts until March 11.

LARRAÑAGA 11TH IN WINS AMONG ACTIVE D-I NCAA COACHES

Entering the season, Jim Larrañaga ranked 11th in career wins among active Division I coaches with 631. Of those 11, four are in the Naismith Memorial Basketball Hall of Fame, including three from the Atlantic Coast Conference.

Now in his 35th season as a head coach, Larrañaga ranks 44th in all-time NCAA victories among Division I head coaches.

In his career, Larrañaga won 27 games at American International, 170 at Bowling Green and 273 at George Mason, and he now has 170 at Miami. He is one of 15 coaches all-time with 100 or more wins at three D-I schools, four of whom are actively coaching.

WINNINGEST ACTIVE COACHES*

(minimum five years as Division I head coach)

Rank	Coach	Wins
1.	Mike Krzyzewski, Duke	1,100
2.	Jim Boeheim, Syracuse	926
3.	Bob Huggins, West Virginia	845
4.	Roy Williams, North Carolina	842
5.	Rick Byrd, Belmont	778
6.	Cliff Ellis, Coastal Carolina	749
7.	John Beilein, Michigan	724
8.	John Calipari, Kentucky	678
9.	Rick Barnes, Tennessee	661
10.	Bill Self, Kansas	654
11.	Jim Larrañaga, Miami	631

*as of start of 2018-19 season

RECORDS WATCH

CONSECUTIVE GAMES WITH 3-PT FG MADE

1. Malcolm Grant, 2011-12 35
- Jack McClinton, 2008-09 35
3. **DJ Vasiljevic, 2018-present**..... 33

CAREER 3-POINT FIELD GOALS MADE

1. Jack McClinton, 2006-09 286
2. Steven Edwards, 1992-96 265
3. Darius Rice, 2000-04 260
4. Robert Hite, 2002-06 228
5. Malcolm Grant, 2009-12 223
6. Adrian Thomas, 2005-11 204
7. Davon Reed, 2013-17 202
8. Rion Brown, 2010-14 174
- Guillermo Diaz, 2003-06 174
10. **DJ Vasiljevic, 2016-present**..... 172

CAREER 3-POINT FG PERCENTAGE (MIN. 75 ATT.)

1. Jack McClinton, 2006-09 (286-650)..... 440
2. Manu Lecomte, 2014-15 (79-182) 434
3. Thomas Hocker, 1987-90 (53-125)..... 424
4. Trevor Burton, 1989-93 (75-189) 397
5. Davon Reed, 2013-17 (202-512) 395
6. Adrian Thomas, 2005-11 (204-521) 392
7. **DJ Vasiljevic, 2016-present (172-441) . 390**
8. Malcolm Grant, 2009-12 (223-576)..... 387
9. Trey McKinney Jones, 2011-13 (99-257) .385
10. Robert Hite, 2002-06 (228-593) 384

CAREER STEALS

1. Kevin Norris, 1994-98 208
2. Vernon Jennings, 1996-2000 199
3. John Salmons, 1998-2002 192
4. Robert Hite, 2002-06 187
5. Jerome Scott, 1988-92 187
6. Jake Morton, 1988-93 167
7. Durand Scott, 2009-13 166
8. Kevin Presto, 1985-89 154
9. Mike Simmons, 1998-2003 141
10. Steven Edwards, 1992-96 138

Anthony Lawrence II, 2015-present 131

GAMES PLAYED

1. Tonye Jekiri, 2012-16 139
2. Rion Brown, 2010-14 136
3. Durand Scott, 2009-13 132
4. Davon Reed, 2013-17 131
5. Brian Asbury, 2005-09 130
6. Julian Gamble, 2008-13 129
7. Anthony King, 2003-08 126
8. Elton Tyler, 1997-2000, 2001-02 124
- John Salmons, 1998-2002 124
10. James Jones, 1999-2003 122

Anthony Lawrence II, 2015-present 119

TEAM HIGHS/LOWS

MIAMI - TEAM GAME HIGHS

POINTS	96	STEPHEN F. AUSTIN (11/13/18)
FG MADE	37	STEPHEN F. AUSTIN (11/13/18)
FIELD GOAL ATT.	69	STEPHEN F. AUSTIN (11/13/18)
FIELD GOAL PCT.	.545 (24-44)	CAMPBELL (12/29/18)
	.545 (30-55)	vs Seton Hall (11/25/18)
	.545 (30-55)	vs La Salle (11/22/18)
3 PT FG MADE	14	LEHIGH (11/9/18)
3 PT FG ATT.	32	LEHIGH (11/9/18)
3 PT FG PCT.	.500 (12-24)	STEPHEN F. AUSTIN (11/13/18)
FT MADE	23	LEHIGH (11/9/18)
FT ATT.	32	LEHIGH (11/9/18)
FT PCT.	.833 (15-18)	vs Yale (12/1/18)
REBOUNDS	45	LEHIGH (11/09/18)
ASSISTS	22	STEPHEN F. AUSTIN (11/13/18)
STEALS	11	VIRGINIA TECH (1/30/19)
BLOCKED SHOTS	9	LEHIGH (11/9/18)
TURNOVERS	19	vs La Salle (11/22/18)
FOULS	20	vs Fresno State (11/23/18)

OPPONENT - GAME HIGHS

POINTS	90	at Louisville (1/6/19)
FG MADE	34	at Penn (12/4/18)
	34	vs Seton Hall (11/25/18)
	69	at Louisville (1/6/19)
FIELD GOAL ATT.	69	at Penn (12/4/18)
FIELD GOAL PCT.	.596 (34-57)	at Penn (12/4/18)
3 PT FG MADE	14	at Syracuse (1/24/19)
3 PT FG ATT.	32	CAMPBELL (12/29/18)
3 PT FG PCT.	.600 (12-20)	FLORIDA STATE (1/27/19)
FT MADE	14	NC STATE (1/3/19)
FT ATT.	21	LEHIGH (11/9/18)
FT PCT.	.889 (8-9)	WAKE FOREST (1/12/19)
REBOUNDS	51	NC STATE (1/3/19)
ASSISTS	26	NORTH CAROLINA (1/19/19)
STEALS	12	CAMPBELL (12/29/18)
BLOCKED SHOTS	11	at Syracuse (1/24/19)
TURNOVERS	20	vs Fresno State (11/23/18)
FOULS	25	vs Fresno State (11/23/18)

MIAMI - GAME LOWS

POINTS	53	at Syracuse (1/24/19)
FG MADE	20	at Syracuse (1/24/19)
	20	at Florida State (1/9/19)
FIELD GOAL ATT.	44	CAMPBELL (12/29/18)
FIELD GOAL PCT.	.338 (22-65)	RUTGERS (11/28/18)
3 PT FG MADE	4	at Florida State (1/9/19)
3 PT FG ATT.	18	at Florida State (1/9/19)
3 PT FG PCT.	.222	at Florida State (1/9/19)
FT MADE	3	RUTGERS (11/28/18)
FT ATT.	6	at Syracuse (1/24/19)
FT PCT.	.429 (3-7)	RUTGERS (11/28/18)
REBOUNDS	23	NORTH CAROLINA (1/19/19)
ASSISTS	7	at Louisville (1/6/19)
STEALS	2	at Penn (12/4/18)
BLOCKED SHOTS	0	at Florida State (1/9/19)
	0	at Louisville (1/6/19)
TURNOVERS	7	at Penn (12/4/18)
FOULS	8	at Syracuse (1/24/19)

OPPONENT - GAME LOWS

POINTS	49	vs La Salle (11/22/18)
FG MADE	20	FLORIDA ATLANTIC (12/22/18)
FIELD GOAL ATT.	55	HOUSTON BAPTIST (12/19/18)
FIELD GOAL PCT.	.333 (20-60)	FLORIDA ATLANTIC (12/22/18)
3 PT FG MADE	2	vs La Salle (11/22/18)
3 PT FG ATT.	13	STEPHEN F. AUSTIN (11/13/18)
3 PT FG PCT.	.080 (2-25)	vs La Salle (11/22/18)
FT MADE	3	RUTGERS (11/28/18)
FT ATT.	6	RUTGERS (11/28/18)
FT PCT.	.500 (3-6)	RUTGERS (11/28/18)
REBOUNDS	28	VIRGINIA TECH (1/30/19)
	28	at Syracuse (1/24/19)
	28	vs La Salle (11/22/18)
ASSISTS	6	LEHIGH (11/9/18)
STEALS	1	at Louisville (1/6/19)
BLOCKED SHOTS	0	WAKE FOREST (1/12/19)
	0	CAMPBELL (12/29/18)
	0	FLORIDA ATLANTIC (12/22/18)
TURNOVERS	6	at Syracuse (1/24/19)
FOULS	8	at Syracuse (1/24/19)

INDIVIDUAL HIGHS/LOWS

MIAMI INDIVIDUAL GAME HIGHS

Points	28	Chris Lykes vs NC State (1/3/19)
Field Goals Made	11	Ebuka Izundu vs Stephen F. Austin (11/13/18)
Field Goal Att.	17	Chris Lykes vs Lehigh (11/9/18)
FG Pct (min 5 made)	1.000 (6-6)	Chris Lykes at FSU (1/9/19)
3-Point FG Made	5	DJ Vasiljevic at Louisville (1/6/19)
	5	Zach Johnson vs Campbell (12/29/18)
3-Point FG Att.	10	DJ Vasiljevic vs HBU (12/19/18)
	10	DJ Vasiljevic vs Yale (12/1/18)
Free Throws Made	14	Chris Lykes vs Wake Forest (1/12/19)
Free Throw Att.	14	Chris Lykes vs Wake Forest (1/12/19)
Rebounds	19	Ebuka Izundu vs Stephen F. Austin (11/13/18)
Assists	8	Anthony Lawrence vs. FAU (12/22/18)
Steals	3	11 times
Blocked Shots	4	Ebuka Izundu vs HBU (12/19/18)
	4	Ebuka Izundu vs Stephen F. Austin (11/13/18)
Turnovers	6	Anthony Lawrence vs Wake Forest (1/12/19)
	6	Chris Lykes vs Campbell (12/29/18)
Minutes	39	Chris Lykes vs Lehigh (11/9/18)

OPPONENT INDIVIDUAL GAME HIGHS

Points	29	Miye Oni, Yale (12/1/18)
	29	Malik Maitland, Bethune-Cookman (11/17/18)
Field Goals Made	11	Nickeil Alexander-Walker, Va. Tech (1/30/19)
	11	Malik Maitland, Bethune-Cookman (11/17/18)
Field Goal Att.	21	Chris Clemons, Campbell (12/29/18)
	21	Braxton Huggins, Fresno State (11/23/18)
FG Pct (min 5 made)	1.000 (8-8)	Michael Nzei, Seton Hall (11/25/18)
3-Point FG Made	6	MJ Walker, Florida State (1/27/19)
	6	Elijah Hughes, at Syracuse (1/24/19)
3-Point FG Att.	12	Myles Powell, Seton Hall (11/25/18)
Free Throws Made	8	Miye Oni, Yale (12/1/18)
Free Throw Att.	10	Miye Oni, Yale (12/1/18)
Rebounds	15	Nate Grimes, Fresno State (11/23/18)
Assists	9	Ryan McMahon, at Louisville (1/6/19)
Steals	6	Nickeil Alexander-Walker, Va. Tech (1/30/19)
Blocked Shots	5	Paschal Chukwu, at Syracuse (1/24/19)
Turnovers	8	Lance Tejada, Lehigh (11/9/18)

MIAMI'S LARGEST IN 2018-19

Lead.....	40 (2H) vs. Stephen F. Austin, 11/13
Deficit.....	23 (2H) at Syracuse, 1/19
Halftime Lead	31 vs. La Salle, 11/22
Halftime Deficit	17 vs. Florida State, 1/27
Margin of Victory	38 vs. Stephen F. Austin, 11/13
Margin of Defeat	20 at Syracuse, 1/24
Deficit in Win	7 (1H) vs. Bethune-Cookman, 11/17
Halftime Deficit in Win	4 vs. Fresno State, 11/23
Lead in Loss	15 (1H) at Louisville, 1/6
	15 (2H) vs. Yale, 12/1
Halftime Lead in Loss	10 vs. Yale, 12/1
Most Points in First Half.....	53 vs. Stephen F. Austin, 11/13
Fewest Points in First Half.....	24 vs. Rutgers, 11/28
Opponent Most Points in 1st Half	50 at Penn, 12/4
Opponent Fewest Points in 1st Half	23 vs. FAU, 12/22
Most Points in 2nd Half.....	48 vs. Bethune-Cookman, 11/17
Fewest Points in 2nd Half.....	24 at Syracuse, 1/24
	24 vs. Yale, 12/1
Opponent Most Points in 2nd Half.....	50 at Louisville, 1/6
	50 vs. NC State, 1/3
Opponent Fewest Points in 2nd Half.....	26 vs. SFA, 11/13

MIAMI'S MOST POINTS FROM

Turnovers.....	30, SFA, 11/13
Paint	46, SFA, 11/13
Second Chance	19, at Syracuse, 1/24
Fast Break	14, NC State, 1/3
Bench	26, 3 times, last vs. NC State, 1/3

OPPONENTS' MOST POINTS FROM

Turnovers.....	22, Virginia Tech, 1/30
Paint	56, vs. Seton Hall, 11/25
Second Chance	24, Wake Forest, 1/12
Fast Break	14, at Penn, 12/4
Bench	41, at Florida State, 1/9

2018-19 STARTERS BY GAME

Opp.	Guard	Guard	Guard	Forward	Center
Lehigh	Lykes	Vasiljevic	Lawrence	Waardenburg	Izundu
SFA	Lykes	Vasiljevic	Lawrence	Waardenburg	Izundu
BCU	Lykes	Vasiljevic	Lawrence	Waardenburg	Izundu
La Salle	Lykes	Vasiljevic	Lawrence	Waardenburg	Izundu
Fresno	Lykes	Vasiljevic	Lawrence	Waardenburg	Izundu
S. Hall	Lykes	Vasiljevic	Johnson	Lawrence	Izundu
Rutgers	Lykes	Vasiljevic	Johnson	Lawrence	Izundu (2; 0-2)
Yale	Lykes	Johnson	Lawrence	Gak	Izundu (1; 0-1)
Penn	Lykes	Vasiljevic	Lawrence	Waardenburg	Izundu
HBU	Lykes	Vasiljevic	Lawrence	Waardenburg	Izundu
FAU	Lykes	Vasiljevic	Lawrence	Waardenburg	Izundu
Campbell	Lykes	Vasiljevic	Lawrence	Waardenburg	Izundu
NC State	Lykes	Vasiljevic	Lawrence	Waardenburg	Izundu
at LOU	Lykes	Johnson	Mack	Lawrence	Izundu
at FSU	Lykes	Johnson	Mack	Lawrence	Izundu
Wake	Lykes	Johnson	Mack	Lawrence	Izundu
UNC	Lykes	Johnson	Mack	Lawrence	Izundu
at SYR	Lykes	Vasiljevic	Lawrence	Waardenburg	Izundu (11; 8-3)
FSU	Lykes	Johnson	Mack	Lawrence	Izundu
VT	Lykes	Johnson	Mack	Lawrence	Izundu (6; 1-5)

THE LAST TIME ...

Player Scored 30 Points

Miami Bruce Brown (30) vs. North Carolina, 1/28/17
Opponent Joel Berry (31) at North Carolina, 2/27/18

Player Scored 35 Points

Miami Jack McClinton (35) vs. North Carolina, 3/15/09
Opponent Xavier Rathan-Mayes (35) vs. Florida State, 2/25/15

Player Scored 40 Points

Miami Darius Rice (43) vs. Connecticut, 1/20/03
Opponent Sean Singletary (41) vs. Virginia, 3/1/08

Two Players Scored 20 Points

Miami Chris Lykes (28), Zach Johnson (21), vs. NC State, 1/3/19
Opponent Braxton Huggins (28), Deshon Taylor (25), Fresno State, 11/23/18

Three Players Scored 20 Points

Miami Dwayne Collins (23), Brian Asbury (21), Jack McClinton (20) vs. Virginia Tech, 1/25/09
Opponent Travis Mays (40), Alvin Heggs (22), Lance Blanks (21), Texas, 2/22/89

Five (not 5+) Players Scored in Double Figures

Miami Chris Lykes (18), DJ Vasiljevic (15), Zach Johnson (12), Ebuka Izundu (10), Sam Waardenburg (10) vs. La Salle, 11/22/18
Opponent Cameron Johnson (22), Kenny Williams (16), Coby White (15), Luke Maye (14), Nassir Little (12) vs. North Carolina, 1/19/19

Six (not 6+) Players Scored in Double Figures

Miami Chris Lykes (18), Ja'Quan Newton (15), Dewan Huell (14), Lonnie Walker (13), Ebuka Izundu (12), DJ Vasiljevic (10) at North Carolina, 2/27/18
Opponent Phil Cofer (21), Braian Angola (18), CJ Walker (17), Terance Mann (14), MJ Walker (13), Christ Koumadje (13) at Florida State, 1/27/18

Seven+ Players Scored in Double Figures

Miami Sheldon McClellan (18), Ja'Quan Newton (15), James Palmer (14), Ebuka Izundu (11) Angel Rodriguez (11), Ivan Cruz Uceda (10), Anthony Lawrence Jr. (10) vs. Mississippi State 11/19/15

Player Grabbed 15 Rebounds

Miami Ebuka Izundu (19), vs. Stephen F. Austin, 11/13/18
Opponent Brice Johnson (15) vs. North Carolina, 2/20/16

Player Grabbed 20 Rebounds

Miami Reggie Johnson (20), vs. Florida Atlantic, 3/16/11
Opponent Kelly Wise (21), vs. Memphis, 12/21/00

Two Players Grabbed 10 Rebounds

Miami Dewan Huell (12) and Bruce Brown (11), vs. Louisville, 1/24/18
Opponent Luke Maye (13) and Theo Pinson (11), vs. North Carolina, 3/9/18

Three Players Grabbed 10 Rebounds

Miami Mark Richardson (11), Eric Brown (10), Joe Wylie (10) vs. FIU, 3/6/89
Opponent Matt Harpring (12), Dion Glover (10), Michael Maddox (10), Ga. Tech, 12/27/97

Player Had 10 Assists

Miami Bruce Brown (10), vs. Gardner-Webb, 11/10/17
Opponent John Gillon (11), at Syracuse, 1/4/17

Player Had 10 Blocks

Miami Anthony King (10) vs. Florida Atlantic, 11/29/04
Opponent Jarvis Varnado (10), Mississippi State, 12/13/07

Player Had a Double-Double

Miami Ebuka Izundu (11 pts, 11 reb), vs. Wake Forest, 1/12/19
Opponent Terance Mann (10 pts, 10 reb), vs. Florida State, 1/27/19

Player Had a Triple-Double

Miami Bruce Brown (10 pts, 11 reb, 11 ast), vs. Gardner-Webb, 11/10/17
Opponent Brendan Haywood (18 pts, 14 reb, 10 blks), North Carolina, 12/4/00

Hit Last-Second Shot to Win Game

Miami Ja'Quan Newton, 3-pointer at buzzer at UNC to win, 91-88, 2/27/18
Opponent Donte Ingram, Loyola Chicago, 3-pointer at buzzer to win, 64-62, in NCAA Tournament, 3/15/18

Two Players Had Double-Doubles

Miami Kamari Murphy (11 pts, 13 reb) & Davon Reed (10 pts, 12 reb) vs. Buffalo, 3/17/16
Opponent Theo Pinson (25 pts, 11 ast) & Luke Maye (14 pts, 10 reb), at UNC, 2/27/18

Team Scored 100 Points

Miami 105 vs. Mississippi State, 11/19/15
Opponent 103 at Florida State, 1/27/18

Team Scored 90-99 Points

Miami 96 vs. Stephen F. Austin, 11/13/18
Opponent 90 at Louisville, 1/6/19

Team Scored 50 Points in a Half

Miami 53 (1st half) vs. Stephen F. Austin, 11/13/18
Opponent 50 (2nd half) at Louisville, 1/6/19

Team Shot 50 Percent in Both Halves

Miami .583 (14-24) / .500 (10-20), vs. Campbell, 12/29/18
Opponent .500 (13-26) / .680 (17-25), Virginia Tech, 1/30/19

Team Shot 60 Percent in a Half

Miami .667 (16-24), first half, vs. Seton Hall, 11/25/18
Opponent .680 (17-25), second half, Virginia Tech, 1/30/19

Team Shot 70 Percent in a Half

Miami .720 (18-25), second half, vs. Middle Tennessee, 12/25/17

Team Shot 60 Percent in a Game

Miami .600 (30-50) vs. Middle Tennessee, 12/25/17
Opponent .600 (33-55) at Florida State, 1/27/18

Team Shot Less Than 30 Percent in a Game

Miami .293 (12-41) vs. Eastern Kentucky, 12/19/14
Opponent .290 (18-62) vs. South Carolina State, 12/6/16

Team Won by 50+ Points

Miami 50 vs. Nova Southeastern (108-58), 11/16/09
Opponent 53 vs. Notre Dame (126-73), 2/22/86

Team won by 40-49 Points

Miami 49 vs. Western Carolina (92-43), 11/11/16
Opponent 41 at North Carolina (105-64), 1/31/07

Team Won by 30-39 Points

Miami 36 vs. La Salle (85-49), 11/22/18
Opponent 32 at Charlotte (95-63), 11/28/00

Overtime

Miami won in overtime 78-75 (OT) vs. Louisville, 1/24/18
Miami lost in overtime 103-94 (OT) at Florida State, 1/27/18

Rankings

Miami defeated a ranked opponent 91-88 at No. 9 North Carolina, 2/27/18
Miami lost to a ranked opponent 82-70 vs. No. 12 Virginia Tech, 1/30/19
Miami defeated a top 5 opponent 64-61 vs. No. 3 Virginia, 2/22/16
Miami lost to a top 5 opponent 59-50 vs. No. 1 Virginia, 2/13/18

THE LAST TIME A MIAMI FRESHMAN ...

Scored 30 Points: Bruce Brown (30), vs. North Carolina, 1/28/17

Scored 20+ Points: Lonnie Walker IV (23), at Florida State, 1/27/18

Perfect from Field (5+ att): Reggie Johnson (RS), 8-of-8, vs. Wake Forest, 3/11/10

Perfect from 3-Pt (3+ att): Anthony Lawrence, 4-of-4, vs. Notre Dame, 2/3/16

10+ Rebounds: Bruce Brown, 12, vs. George Washington, 12/22/16

10+ Assists: Bruce Brown, 10, vs. South Carolina State, 12/6/16

5-9 Assists: Chris Lykes, 5, vs. Pitt, 1/31/18

5+ Steals: Shane Larkin, 6, vs. North Carolina, 1/10/12

4+ Blocks: Raphael Akpejiori, 4, McNeese State, 11/24/10

Double-Double: Bruce Brown (14 pts, 12 reb), vs. George Washington, 12/22/16

Triple-Double: Bruce Brown (11 pts, 11 reb, 10 ast), vs. South Carolina State, 12/6/16



JIM LARRAÑAGA

8TH SEASON AT MIAMI (170-90)
35TH SEASON AS HEAD COACH (640-424)

PERSONAL

Hometown Bronx, N.Y.
Born Oct. 2, 1949
Family Wife: Liz, Sons: Jay and Jon
Grandchildren: Tia, James, Jon Temple, Henry
Education Providence College, 1971, B.A. Economics
Archbishop Molloy High School, 1967

PLAYING CAREER

Geronemo Basketball Club (Belgium), 1976-77
Providence College, 1967-71
Archbishop Molloy, 1963-67

COACHING EXPERIENCE

Head Coach

2011-present Miami
1997-2011 George Mason
1986-97 Bowling Green
1977-79 American International

Assistant Coach

1979-86 Virginia
1971-76 Davidson

Player/Coach

1977 Geronemo Basketball Club (Belgium)

IN THE HISTORY BOOKS

- 11th winningest active Division I head coach
- 44th in wins all-time among Division I head coaches
- Owns second-most coaching wins in Miami program history
- 11th in career ACC road game win percentage (.477, 31-34)
- 13th in career ACC home game win percentage (.682, 45-21)
- 16th in career wins in ACC games (85)
- 21st in career wins while in ACC (170)

COACHING HONORS

AP, Naismith, Iba, Rupp Coach of the Year, 2013
NABC All-District II, 2013
USBWA District IV Coach of the Year, 2013, 2016
Clair Bee National Coach of the Year, 2006
ACC Coach of the Year, 2013, 2016
CAA Coach of the Year, 1999, 2011
MAC Coach of the Year, 1997

TEAM HONORS

18 Postseason appearances
Nine NCAA tournament appearances
1999, 2001, 2006, 2008, 2011, 2013, 2016, 2017, 2018
Three Sweet 16 appearances ('06, '13, '16), One Final Four ('06)
Eight postseason NIT appearances
1990, 1991, 1997, 2002, 2004, 2009, 2012, 2015
12 20-win seasons

NOTABLE NBA PLAYERS COACHED

Lance Blanks (UVA) Frank Booker (BGSU) Bruce Brown Jr. (UM)
Rick Carlisle (UVA) Antonio Daniels (BGSU) Jeff Jones (UVA)
Andrew Kennedy (UVA) Jeff Lamp (UVA) Shane Larkin (UM)
Lewis Latimore (UVA) Sheldon Mac (UM) Jason Miskiri (GMU)
Olden Polynice (UVA) Lee Raker (UVA) Davon Reed (UM)
Ralph Sampson (UVA) Tom Sheehy (UVA) Clinton Venable (BGSU)
Lonnie Walker IV (UM) Othell Wilson (UVA)

STUDENT-ATHLETE HONORS

At Miami

- One All-American
- One USBWA All-District IV selection
- One Basketball Times All-District
- One ACC Player of the Year
- One ACC Defensive Player of the Year
- One ACC Tournament MVP
- 14 All-ACC postseason selections
- Five ACC-All-Defensive Team selections
- One ACC All-Rookie Team selection
- Four ACC Academic Honor Roll picks
- Seven ACC Players of the Week
- One ACC Rookie of the Week
- Six ACC All-Tournament team selections
- Two NIT All-Tournament Team picks
- Two NABC Honors Court selections

Prior to Miami

- Two All-Americans
- 28 All-CAA selections
- Nine CAA All-Defensive Team picks
- Eight CAA All-Rookie Team picks
- Three Dean Ehlers Award winners (given to CAA player who best meets criteria of academic achievement, leadership and community service)
- 12 All-MAC selections
- Two MAC Freshman of Year selections
- Four MAC All-Freshman Team picks

YEAR-BY-YEAR RESULTS

Year	School	Overall		Conference	
		W-L	W-L	Finish	Postseason
1977-78	American Int'l	14-13	-	-	-
1978-79	American Int'l	13-13	-	-	-
AIC Totals		27-26	-		
1986-87	Bowling Green	15-14	10-6	3	-
1987-88	Bowling Green	12-16	7-9	t-5	-
1988-89	Bowling Green	13-15	6-10	t-6	-
1989-90	Bowling Green	18-11	9-7	t-3	NIT First Round (0-1)
1990-91	Bowling Green	17-13	9-7	t-4	NIT First Round (0-1)
1991-92	Bowling Green	14-15	8-8	5	-
1992-93	Bowling Green	11-16	8-10	t-6	-
1993-94	Bowling Green	18-10	12-6	t-2	-
1994-95	Bowling Green	16-11	10-8	t-5	-
1995-96	Bowling Green	14-13	9-9	t-6	-
1996-97	Bowling Green	22-10	13-5	t-1	NIT First Round (0-1)
BGSU Totals		170-144	101-85 (MAC)		
1997-98	George Mason	9-18	6-10	6	-
1998-99	George Mason	19-11	13-3	1	NCAA First Round (0-1)
1999-00	George Mason	19-11	12-4	t-1	-
2000-01	George Mason	18-12	11-5	3	NCAA First Round (0-1)
2001-02	George Mason	19-10	13-5	2	NIT First Round (0-1)
2002-03	George Mason	16-12	11-7	4	-
2003-04	George Mason	23-10	12-6	3	NIT Third Round (2-1)
2004-05	George Mason	16-13	10-8	6	-
2005-06	George Mason	27-8	15-3	t-1	NCAA Final Four (4-1)
2006-07	George Mason	18-15	9-9	5	-
2007-08	George Mason	23-11	12-6	2	NCAA First Round (0-1)
2008-09	George Mason	22-11	13-5	2	NIT First Round (0-1)
2009-10	George Mason	17-15	12-6	4	CIT First Round (0-1)
2010-11	George Mason	27-7	16-2	1	NCAA Second Round (1-1)
GMU Totals		273-164	165-79 (CAA)		
2011-12	Miami	20-13	9-7	t-4	NIT Second Round (1-1)
2012-13	Miami	29-7	15-3	1	NCAA Sweet 16 (2-1)
2013-14	Miami	17-16	7-11	10	-
2014-15	Miami	25-13	10-8	6	NIT Finals (4-1)
2015-16	Miami	27-8	13-5	t-2	NCAA Sweet 16 (2-1)
2016-17	Miami	21-12	10-8	t-7	NCAA First Round (0-1)
2017-18	Miami	22-10	11-7	t-3	NCAA First Round (0-1)
2018-19	Miami	9-11	1-7		
UM Totals		170-90	76-56 (ACC)		
OVERALL		640-424	342-220		9 NCAA, 8 NIT, 1 CIT
2 years	American Int'l	27-26	(.509)		
11 years	Bowling Green	170-144	(.541)		
14 years	George Mason	273-164	(.625)		
8 years	Miami	170-90	(.654)		
35 years		640-424	(.602)		

2018-19 Miami Men's Basketball
Miami Combined Team Statistics (as of Jan 30, 2019)
All games

RECORD:	OVERALL	HOME	AWAY	NEUTRAL
ALL GAMES	9-11	7-5	0-4	2-2
CONFERENCE	1-7	1-4	0-3	0-0
NON-CONFERENCE	8-4	6-1	0-1	2-2

##	Player	gp-gs	min	avg	Total		3-Point		F-Throw		Rebounds			pf	dq	a	to	blk	stl	pts	avg	
					fg-fga	fg%	3fg-fga	3fg%	ft-fga	ft%	off	def	tot									avg
00	Chris Lykes	20-20	667	33.3	111-256	.434	36-110	.327	77-99	.778	7	43	50	2.5	46	0	71	65	1	30	335	16.8
05	Zach Johnson	20-9	615	30.8	91-215	.423	27-82	.329	61-93	.656	7	59	66	3.3	35	0	45	39	8	33	270	13.5
03	Anthony Lawrence	20-20	641	32.0	86-184	.467	34-93	.366	38-53	.717	13	99	112	5.6	39	0	53	53	18	26	244	12.2
01	DJ Vasiljevic	20-14	624	31.2	73-173	.422	54-132	.409	29-32	.906	17	69	86	4.3	35	0	28	17	0	9	229	11.5
15	Ebuka Izundu	20-20	564	28.2	91-141	.645	1-3	.333	39-55	.709	68	107	175	8.8	59	4	24	32	29	15	222	11.1
21	Sam Waardenburg	20-11	486	24.3	36-91	.396	10-34	.294	27-37	.730	22	50	72	3.6	38	0	25	25	3	8	109	5.5
13	Anthony Mack	16-5	271	16.9	19-63	.302	13-44	.295	1-2	.500	3	17	20	1.3	19	0	15	9	1	6	52	3.3
22	Deng Gak	8-1	117	14.6	8-24	.333	0-1	.000	4-10	.400	16	17	33	4.1	15	0	5	3	9	1	20	2.5
02	Willie Herenton	8-0	14	1.8	2-3	.667	2-3	.667	2-2	1.000	0	0	0	0.0	0	0	0	0	0	0	8	1.0
10	Dominic Proctor	1-0	1	1.0	0-0	.000	0-0	.000	0-0	.000	0	0	0	0.0	0	0	0	0	0	0	0	0.0
Team											27	30	57		1		5					
Total.....		20	4000		517-1150	.450	177-502	.353	278-383	.726	180	491	671	33.5	287	4	266	248	69	128	1489	74.4
Opponents.....		20	3997		545-1205	.452	165-481	.343	184-259	.710	206	512	718	35.9	364	10	296	277	62	118	1439	71.9

TEAM STATISTICS	UM	OPP	Date	Opponent	Score	Att.
SCORING	1489	1439	11/09/18	LEHIGH	w 83-62	6799
Points per game	74.4	71.9	11/13/18	STEPHEN F. AUSTIN	w 96-58	6066
Scoring margin	+2.5	-	11/17/18	BETHUNE-COOKMAN	w 78-70	6322
FIELD GOALS-ATT	517-1150	545-1205	1 11/22/18	vs La Salle	w 85-49	866
Field goal pct	.450	.452	1 11/23/18	vs Fresno State	w 78-76	906
3 POINT FG-ATT	177-502	165-481	1 11/25/18	vs Seton Hall	L 81-83	1589
3-point FG pct	.353	.343	2 11/28/18	RUTGERS	L 54-57	6376
3-pt FG made per game	8.9	8.3	3 12/01/18	vs Yale	L 73-77	5749
FREE THROWS-ATT	278-383	184-259	12/04/18	at Penn	L 75-89	3019
Free throw pct	.726	.710	12/19/18	HOUSTON BAPTIST	w 80-73	6553
F-Throws made per game	13.9	9.2	12/22/18	FLA. ATLANTIC	w 75-55	6222
REBOUNDS	671	718	12/29/18	CAMPBELL	w 73-62	6789
Rebounds per game	33.5	35.9	* 01/03/19	NC STATE	L 82-87	6983
Rebounding margin	-2.3	-	* 01/06/19	at Louisville	L 73-90	15050
ASSISTS	266	296	* 01/09/19	at Florida State	L 62-68	10531
Assists per game	13.3	14.8	* 01/12/19	WAKE FOREST	w 76-65	7197
TURNOVERS	248	277	* 01/19/19	NORTH CAROLINA	L 76-85	7131
Turnovers per game	12.4	13.9	* 01/24/19	at Syracuse	L 53-73	21058
Turnover margin	+1.5	-	* 01/27/19	FLORIDA STATE	L 66-78	7122
Assist/turnover ratio	1.1	1.1	* 01/30/19	VIRGINIA TECH	L 70-82	6860
STEALS	128	118				
Steals per game	6.4	5.9				
BLOCKS	69	62				
Blocks per game	3.5	3.1				
ATTENDANCE	80420	58768				
Home games-Avg/Game	12-6702	4-12414				
Neutral site-Avg/Game	-	4-2278				

* = Conference game
1 = Wooden Legacy, Fullerton, Calif.
2 = ACC/Big Ten Challenge
3 = Hoophall Miami Invitational, Miami, Fla.

Score by Periods	1st	2nd	Totals
Miami	752	737	1489
Opponents	683	756	1439

2018-19 Miami Men's Basketball
Miami Combined Team Statistics (as of Jan 30, 2019)
ACC games only

RECORD:	OVERALL	HOME	AWAY	NEUTRAL
ALL GAMES	1-7	1-4	0-3	0-0
CONFERENCE	1-7	1-4	0-3	0-0
NON-CONFERENCE	0-0	0-0	0-0	0-0

##	Player	gp-gs	min	avg	Total		3-Point		F-Throw		Rebounds				pf	dq	a	to	blk	stl	pts	avg
					fg-fga	fg%	3fg-fga	3fg%	ft-fa	ft%	off	def	tot	avg								
00	Chris Lykes	8-8	271	33.9	44-103	.427	14-46	.304	34-39	.872	5	12	17	2.1	14	0	26	22	1	9	136	17.0
05	Zach Johnson	8-6	261	32.6	38-99	.384	12-39	.308	22-34	.647	2	32	34	4.3	13	0	16	17	2	16	110	13.8
03	Anthony Lawrence	8-8	236	29.5	26-56	.464	13-30	.433	20-30	.667	4	32	36	4.5	16	0	17	23	5	7	85	10.6
01	DJ Vasiljevic	8-3	235	29.4	27-65	.415	19-51	.373	6-8	.750	6	25	31	3.9	14	0	5	1	0	4	79	9.9
15	Ebuka Izundu	8-8	236	29.5	30-53	.566	0-1	.000	16-22	.727	28	36	64	8.0	26	1	9	16	4	4	76	9.5
21	Sam Waardenburg	8-2	182	22.8	11-27	.407	5-11	.455	12-15	.800	12	19	31	3.9	16	0	12	10	0	2	39	4.9
13	Anthony Mack	8-5	170	21.3	11-39	.282	7-26	.269	1-2	.500	1	12	13	1.6	9	0	9	5	1	4	30	3.8
02	Willie Herenton	4-0	9	2.3	1-2	.500	1-2	.500	0-0	.000	0	0	0	0.0	0	0	0	0	0	0	3	0.8
Team											12	9	21		1		3					
Total.....		8	1600		188-444	.423	71-206	.345	111-150	.740	70	177	247	30.9	109	1	94	97	13	46	558	69.8
Opponents.....		8	1600		233-488	.477	81-209	.388	81-106	.764	88	207	295	36.9	137	4	143	94	26	49	628	78.5

LAST 5 GAMES

RECORD:	OVERALL	HOME	AWAY	NEUTRAL
ALL GAMES	1-4	1-3	0-1	0-0
CONFERENCE	1-4	1-3	0-1	0-0
NON-CONFERENCE	0-0	0-0	0-0	0-0

##	Player	gp-gs	min	avg	Total		3-Point		F-Throw		Rebounds				pf	dq	a	to	blk	stl	pts	avg
					fg-fga	fg%	3fg-fga	3fg%	ft-fa	ft%	off	def	tot	avg								
00	Chris Lykes	5-5	168	33.6	23-64	.359	8-34	.235	19-22	.864	4	6	10	2.0	7	0	18	16	1	7	73	14.6
05	Zach Johnson	5-4	158	31.6	22-57	.386	9-27	.333	11-14	.786	0	19	19	3.8	8	0	12	8	2	9	64	12.8
03	Anthony Lawrence	5-5	152	30.4	17-34	.500	8-18	.444	13-18	.722	3	22	25	5.0	9	0	11	15	4	4	55	11.0
01	DJ Vasiljevic	5-2	147	29.4	17-43	.395	11-33	.333	3-3	1.000	4	15	19	3.8	8	0	3	1	0	3	48	9.6
15	Ebuka Izundu	5-5	147	29.4	19-30	.633	0-0	.000	7-9	.778	11	23	34	6.8	17	1	6	11	4	4	45	9.0
21	Sam Waardenburg	5-1	128	25.6	10-20	.500	5-8	.625	8-11	.727	8	15	23	4.6	10	0	11	7	0	2	33	6.6
13	Anthony Mack	5-3	96	19.2	7-23	.304	5-15	.333	1-2	.500	1	5	6	1.2	4	0	4	5	1	3	20	4.0
02	Willie Herenton	2-0	4	2.0	1-2	.500	1-2	.500	0-0	.000	0	0	0	0.0	0	0	0	0	0	0	3	1.5
Team											11	5	16		1		2					
Total.....		5	1000		116-273	.425	47-137	.343	62-79	.785	42	110	152	30.4	64	1	65	65	12	32	341	68.2
Opponents.....		5	1000		142-287	.495	51-122	.418	48-60	.800	44	123	167	33.4	78	2	92	62	19	37	383	76.6

Miami Game-by-Game Highs (as of Jan 30, 2019)
All games

Opponent	Date	Score	Points	Rebounds	Assists	Steals	Blocked shots
LEHIGH	11/09/18	83-62	22-Chris Lykes	12-Anthony Lawrence	4-Chris Lykes	3-Anthony Lawrence	3-Deng Gak Ebuka Izundu Anthony Lawrence
STEPHEN F. AUSTIN	11/13/18	96-58	22-Ebuka Izundu	19-Ebuka Izundu	6-Chris Lykes	3-Ebuka Izundu Chris Lykes	4-Ebuka Izundu
BETHUNE-COOKMAN	11/17/18	78-70	21-Chris Lykes	9-Anthony Lawrence	6-Chris Lykes	3-DJ Vasiljevic	3-Ebuka Izundu
vs La Salle	11/22/18	85-49	18-Chris Lykes	8-Ebuka Izundu	5-Zach Johnson	2-Chris Lykes Anthony Lawrence	2-Anthony Lawrence
vs Fresno State	11/23/18	78-76	24-Zach Johnson	6-Ebuka Izundu	3-Zach Johnson Anthony Lawrence	3-Chris Lykes	1-Ebuka Izundu
vs Seton Hall	11/25/18	81-83	18-Chris Lykes Zach Johnson	5-Ebuka Izundu Sam Waardenburg DJ Vasiljevic	5-DJ Vasiljevic	2-Chris Lykes	2-Ebuka Izundu
RUTGERS	11/28/18	54-57	16-Anthony Lawrence	12-Ebuka Izundu	4-Anthony Lawrence Chris Lykes	3-Zach Johnson	2-Anthony Lawrence Zach Johnson
vs Yale	12/01/18	73-77	19-Ebuka Izundu	9-Ebuka Izundu	5-Zach Johnson	2-Anthony Lawrence	2-Deng Gak Ebuka Izundu
at Penn	12/04/18	75-89	17-Zach Johnson	7-Ebuka Izundu	5-Chris Lykes	2-Ebuka Izundu	1-Zach Johnson Anthony Lawrence
HOUSTON BAPTIST	12/19/18	80-73	17-Anthony Lawrence	11-Ebuka Izundu	4-Chris Lykes DJ Vasiljevic	3-Zach Johnson Anthony Lawrence	4-Ebuka Izundu
FLA. ATLANTIC	12/22/18	75-55	19-Ebuka Izundu	13-Ebuka Izundu	8-Anthony Lawrence	3-Chris Lykes	3-Ebuka Izundu
CAMPBELL	12/29/18	73-62	22-Zach Johnson	8-Ebuka Izundu Anthony Lawrence	3-Anthony Lawrence	2-Chris Lykes Zach Johnson Anthony Lawrence	1-Zach Johnson Anthony Lawrence Sam Waardenburg Ebuka Izundu
NC STATE	01/03/19	82-87	28-Chris Lykes	11-Ebuka Izundu	4-Zach Johnson	2-Zach Johnson Anthony Lawrence	1-Anthony Lawrence
at Louisville	01/06/19	73-90	19-Zach Johnson DJ Vasiljevic	10-Ebuka Izundu	4-Chris Lykes	3-Zach Johnson	None
at Florida State	01/09/19	62-68	17-Chris Lykes	9-Ebuka Izundu	4-Anthony Mack	2-Zach Johnson	None
WAKE FOREST	01/12/19	76-65	25-Chris Lykes	11-Ebuka Izundu	4-Chris Lykes	2-Zach Johnson	2-Anthony Lawrence
NORTH CAROLINA	01/19/19	76-85	20-Chris Lykes	8-Ebuka Izundu	6-Chris Lykes	2-Zach Johnson Chris Lykes	1-Anthony Lawrence Ebuka Izundu
at Syracuse	01/24/19	53-73	11-DJ Vasiljevic	10-Ebuka Izundu	3-Anthony Lawrence	2-Chris Lykes Anthony Lawrence	1-Chris Lykes
FLORIDA STATE	01/27/19	66-78	20-Zach Johnson	7-Anthony Lawrence	4-Anthony Lawrence Zach Johnson	2-Zach Johnson DJ Vasiljevic	2-Ebuka Izundu
VIRGINIA TECH	01/30/19	70-82	19-Chris Lykes	9-Anthony Lawrence	4-Chris Lykes	3-Zach Johnson	1-Zach Johnson

Miami Team Game-by-Game Comparison (as of Jan 30, 2019) All games

Opponent	1st	2nd	Score	Mar	Total FG	FG Pct	3-Pointers	3FG Pct	Free Throws	FT Pct	Rebounds	Assist	T/Over	Block	Steal	Fouls
LEHIGH	38/26	45/36	83-62	+21	23-61/21-61	.377/.344	14-32/8-21	.438/.381	23-32/12-21	.719/.571	45/44	15/6	11/18	9/4	8/5	17/24
STEPHEN F. AUSTIN	53/32	43/26	96-58	+38	37-69/24-61	.536/.393	11-23/4-13	.478/.308	11-18/6-7	.611/.857	41/34	22/8	8/18	6/4	10/5	11/15
BETHUNE-COOKMAN	30/31	48/39	78-70	+8	26-65/27-59	.400/.458	8-26/6-18	.308/.333	18-24/10-13	.750/.769	38/40	12/12	11/14	6/5	7/5	15/25
La Salle	49/18	36/31	85-49	+36	30-55/21-60	.545/.350	8-19/2-25	.421/.080	17-21/5-9	.810/.556	39/28	15/9	19/20	4/3	7/6	14/22
Fresno State	37/41	41/35	78-76	+2	25-57/27-58	.439/.466	7-22/9-23	.318/.391	21-28/13-18	.750/.722	29/43	12/16	11/20	1/5	7/4	20/25
Seton Hall	45/45	36/38	81-83	(2)	30-55/34-65	.545/.523	7-20/6-23	.350/.261	14-18/9-14	.778/.643	29/30	11/15	16/13	4/1	4/5	18/21
RUTGERS	24/28	30/29	54-57	(3)	22-65/24-59	.338/.407	7-28/6-24	.250/.250	3-7/3-6	.429/.500	43/40	12/10	13/14	5/8	5/8	12/13
Yale	49/39	24/38	73-77	(4)	26-63/30-58	.413/.517	6-26/4-18	.231/.222	15-18/13-17	.833/.765	33/35	12/15	11/11	4/2	5/7	16/15
Penn	36/50	39/39	75-89	(14)	28-58/34-57	.483/.596	6-20/13-23	.300/.565	13-19/8-12	.684/.667	24/34	10/23	7/9	2/3	2/4	16/18
HOUSTON BAPTIST	40/33	40/40	80-73	+7	29-57/27-55	.509/.491	11-28/11-23	.393/.478	11-17/8-14	.647/.571	35/29	17/15	14/17	7/1	9/5	13/14
FLA. ATLANTIC	46/23	29/32	75-55	+20	29-57/20-60	.509/.333	9-28/9-29	.321/.310	8-10/6-9	.800/.667	35/35	21/11	12/16	4/0	10/3	13/16
CAMPBELL	37/26	36/36	73-62	+11	24-44/23-64	.545/.359	12-24/6-32	.500/.188	13-21/10-13	.619/.769	33/31	13/13	18/13	4/0	8/12	13/19
NC STATE	45/37	37/50	82-87	(5)	28-61/31-68	.459/.456	10-25/11-30	.400/.367	16-29/14-18	.552/.778	29/51	12/17	7/16	1/3	7/4	14/23
Louisville	41/40	32/50	73-90	(17)	24-56/33-69	.429/.478	10-26/13-31	.385/.419	15-20/11-15	.750/.733	35/39	7/19	13/17	0/1	4/1	16/16
Florida State	29/33	33/35	62-68	(6)	20-54/27-64	.370/.422	4-18/6-26	.222/.231	18-22/8-13	.818/.615	31/38	10/15	12/9	0/3	3/7	15/20
WAKE FOREST	32/33	44/32	76-65	+11	23-48/25-73	.479/.342	11-25/7-33	.440/.212	19-23/8-9	.826/.889	37/39	16/11	15/12	5/0	5/7	12/20
NORTH CAROLINA	37/37	39/48	76-85	(9)	27-55/33-60	.491/.550	9-21/9-20	.429/.450	13-18/10-14	.722/.714	23/38	13/26	11/15	2/1	7/7	15/19
Syracuse	29/32	24/41	53-73	(20)	20-59/26-53	.339/.491	8-29/14-30	.276/.467	5-6/7-8	.833/.875	39/28	11/22	13/6	1/11	4/7	8/8
FLORIDA STATE	28/45	38/33	66-78	(12)	23-55/28-50	.418/.560	7-29/12-20	.241/.600	13-18/10-14	.722/.714	26/34	11/20	10/14	3/4	5/5	17/17
VIRGINIA TECH	27/34	43/48	70-82	(12)	23-56/30-51	.411/.588	12-33/9-19	.364/.474	12-14/13-15	.857/.867	27/28	14/13	16/15	1/3	11/11	12/14

Note: Game totals are displayed in the format TEAM/OPPONENT for each category

Miami Points-Rebounds-Assists (as of Jan 30, 2019)
All games

Opponent	Date	Score		00	01	02	03	05	10	13
				LYKES,CHRI	VASILJEVIC	HERENTON,W	LAWRENCE,A	JOHNSON,ZA	PROCTOR,DO	MACK,ANTHO
LEHIGH	11/09/18	83-62	w	22-5-4	16-3-2	0-0-0	19-12-2	5-0-3	DNP	0-0-0
STEPHEN F. AUSTIN	11/13/18	96-58	w	20-2-6	17-4-0	0-0-0	18-3-3	15-3-4	DNP	DNP
BETHUNE-COOKMAN	11/17/18	78-70	w	21-2-6	20-5-2	DNP	13-9-2	9-3-0	DNP	DNP
vs La Salle	11/22/18	85-49	w	18-1-0	15-7-3	5-0-0	6-5-3	12-4-5	0-0-0	5-0-0
vs Fresno State	11/23/18	78-76	w	17-5-2	12-5-1	DNP	7-5-3	24-2-3	DNP	0-0-1
vs Seton Hall	11/25/18	81-83	L	18-4-2	8-5-5	DNP	17-2-1	18-3-2	DNP	DNP
RUTGERS	11/28/18	54-57	L	8-2-4	3-3-0	DNP	16-8-4	12-4-2	DNP	DNP
vs Yale	12/01/18	73-77	L	12-0-3	17-6-1	DNP	9-8-3	11-3-5	DNP	0-2-0
at Penn	12/04/18	75-89	L	16-4-5	10-3-0	DNP	9-3-2	17-1-1	DNP	0-1-0
HOUSTON BAPTIST	12/19/18	80-73	w	14-5-4	13-5-4	DNP	17-5-2	9-1-2	DNP	6-4-2
FLA. ATLANTIC	12/22/18	75-55	w	12-1-7	9-5-3	0-0-0	17-8-8	6-3-0	DNP	8-0-2
CAMPBELL	12/29/18	73-62	w	21-2-2	10-4-2	DNP	11-8-3	22-5-2	DNP	3-0-1
NC STATE	01/03/19	82-87	L	28-0-2	6-3-1	DNP	12-6-3	21-5-4	DNP	5-2-0
at Louisville	01/06/19	73-90	L	18-4-4	19-4-0	0-0-0	4-1-1	19-4-0	DNP	3-3-1
at Florida State	01/09/19	62-68	L	17-3-2	6-5-1	0-0-0	14-4-2	6-6-0	DNP	2-2-4
WAKE FOREST	01/12/19	76-65	w	25-2-4	14-4-0	DNP	3-2-2	8-5-3	DNP	9-3-1
NORTH CAROLINA	01/19/19	76-85	L	20-3-6	3-3-0	DNP	18-0-0	17-5-3	DNP	0-1-0
at Syracuse	01/24/19	53-73	L	8-3-2	11-8-1	3-0-0	8-7-3	9-1-1	DNP	6-0-1
FLORIDA STATE	01/27/19	66-78	L	1-2-2	12-3-0	0-0-0	11-7-4	20-4-4	DNP	0-2-0
VIRGINIA TECH	01/30/19	70-82	L	19-0-4	8-1-2	DNP	15-9-2	10-4-1	DNP	5-0-2

Opponent	Date	Score		15	21	22
				IZUNDU,EBU	WAARDENBUR	GAK,DENG
LEHIGH	11/09/18	83-62	w	10-9-1	11-5-2	0-6-1
STEPHEN F. AUSTIN	11/13/18	96-58	w	22-19-3	2-4-5	2-4-1
BETHUNE-COOKMAN	11/17/18	78-70	w	5-4-1	8-4-1	2-3-0
vs La Salle	11/22/18	85-49	w	10-8-1	10-4-2	4-7-1
vs Fresno State	11/23/18	78-76	w	10-6-1	6-4-0	2-1-1
vs Seton Hall	11/25/18	81-83	L	11-5-1	5-5-0	4-3-0
RUTGERS	11/28/18	54-57	L	12-12-1	2-3-0	1-6-1
vs Yale	12/01/18	73-77	L	19-9-0	0-0-0	5-3-0
at Penn	12/04/18	75-89	L	9-7-2	14-3-0	DNP
HOUSTON BAPTIST	12/19/18	80-73	w	15-11-2	6-3-1	DNP
FLA. ATLANTIC	12/22/18	75-55	w	19-13-0	4-2-1	DNP
CAMPBELL	12/29/18	73-62	w	4-8-2	2-4-1	DNP
NC STATE	01/03/19	82-87	L	10-11-2	0-0-0	DNP
at Louisville	01/06/19	73-90	L	8-10-0	2-8-1	DNP
at Florida State	01/09/19	62-68	L	13-9-1	4-0-0	DNP
WAKE FOREST	01/12/19	76-65	w	11-11-3	6-9-3	DNP
NORTH CAROLINA	01/19/19	76-85	L	13-8-1	5-3-3	DNP
at Syracuse	01/24/19	53-73	L	8-10-2	0-3-1	DNP
FLORIDA STATE	01/27/19	66-78	L	9-3-0	13-2-1	DNP
VIRGINIA TECH	01/30/19	70-82	L	4-2-0	9-6-3	DNP

Official Basketball Box Score -- Game Totals -- Final Statistics

Miami vs Fresno State
11/23/18 11:00 am at Titan Gym

Miami 78 - 50

Box score table for Miami vs Fresno State game. Columns: #, Player, FG-FGA, 3-Ptr, FT-FTA, Rebounds (Off, Def, Tot), PF, TP, A TO, Blk, Stl, Min.

FG % 1st Half: 13-31 41.9% 2nd half: 12-26 46.2% Game: 25-57 43.9%
3FG % 1st Half: 4-12 33.3% 2nd half: 3-10 30.0% Game: 7-22 31.8%
FT % 1st Half: 7-9 77.8% 2nd half: 14-19 73.7% Game: 21-28 75.0%

Fresno State 76 - 22

Box score table for Fresno State vs Miami game. Columns: #, Player, FG-FGA, 3-Ptr, FT-FTA, Rebounds (Off, Def, Tot), PF, TP, A TO, Blk, Stl, Min.

FG % 1st Half: 15-25 60.0% 2nd half: 12-33 36.4% Game: 27-58 46.6%
3FG % 1st Half: 4-9 44.4% 2nd half: 5-14 35.7% Game: 9-23 39.1%
FT % 1st Half: 7-10 70.0% 2nd half: 6-8 75.0% Game: 13-18 72.2%

Officials: Mike Greenstein, Kevin Brill, Rick Batsell
Technical fouls: Miami-None, Fresno State-None.

Score by periods table for Miami vs Fresno State. Columns: 1st, 2nd, Total.

Last FG - UM 2nd-00:01, FS 2nd-02:33.
Largest lead - UM by 6 2nd-16:43, FS by 5 1st-17:51.

Official Basketball Box Score -- Game Totals -- Final Statistics

Miami vs Seton Hall
11/25/18 7:30 pm at Titan Gym

Miami 81 - 51

Box score table for Miami vs Seton Hall game. Columns: #, Player, FG-FGA, 3-Ptr, FT-FTA, Rebounds (Off, Def, Tot), PF, TP, A TO, Blk, Stl, Min.

FG % 1st Half: 16-24 66.7% 2nd half: 14-31 45.2% Game: 30-55 54.5%
3FG % 1st Half: 3-8 37.5% 2nd half: 4-12 33.3% Game: 7-20 35.0%
FT % 1st Half: 10-12 83.3% 2nd half: 4-6 66.7% Game: 14-18 77.8%

Seton Hall 83 - 42

Box score table for Seton Hall vs Miami game. Columns: #, Player, FG-FGA, 3-Ptr, FT-FTA, Rebounds (Off, Def, Tot), PF, TP, A TO, Blk, Stl, Min.

FG % 1st Half: 19-33 57.6% 2nd half: 15-32 46.9% Game: 34-65 52.3%
3FG % 1st Half: 3-11 27.3% 2nd half: 3-12 25.0% Game: 6-23 26.1%
FT % 1st Half: 4-7 57.1% 2nd half: 5-7 71.4% Game: 9-14 64.3%

Officials: Michael Irving, Chris Rastatter, Mike Greenstein
Technical fouls: Miami-None, Seton Hall-None.

Score by periods table for Miami vs Seton Hall. Columns: 1st, 2nd, Total.

Last FG - UM 2nd-03:23, HALL 2nd-04:48.
Largest lead - UM by 6 1st-12:18, HALL by 7 2nd-06:22.

Official Basketball Box Score -- Game Totals -- Final Statistics

Rutgers vs Miami
11/28/18 7:15 pm at Coral Gables, FL (Watsco Center)

Rutgers 57 - 51

Box score table for Rutgers vs Miami game. Columns: #, Player, FG-FGA, 3-Ptr, FT-FTA, Rebounds (Off, Def, Tot), PF, TP, A TO, Blk, Stl, Min.

FG % 1st Half: 13-31 41.9% 2nd half: 11-28 39.3% Game: 24-59 40.7%
3FG % 1st Half: 2-11 18.2% 2nd half: 4-13 30.8% Game: 6-24 25.0%
FT % 1st Half: 0-0 0.0% 2nd half: 3-6 50.0% Game: 3-6 50.0%

Miami 54 - 52

Box score table for Miami vs Rutgers game. Columns: #, Player, FG-FGA, 3-Ptr, FT-FTA, Rebounds (Off, Def, Tot), PF, TP, A TO, Blk, Stl, Min.

FG % 1st Half: 9-29 31.0% 2nd half: 13-36 36.1% Game: 22-65 33.8%
3FG % 1st Half: 4-15 26.7% 2nd half: 3-13 23.1% Game: 7-28 25.0%
FT % 1st Half: 2-2 100.0% 2nd half: 1-5 20.0% Game: 3-7 42.9%

Officials: Mike Roberts, Brian Dorsey, Ron Groover
Technical fouls: Rutgers-None, Miami-None.

Score by periods table for Rutgers vs Miami. Columns: 1st, 2nd, Total.

Last FG - RU 2nd-03:06, UM 2nd-01:22.
Largest lead - RU by 9 2nd-17:33, UM by 9 1st-13:24.

Official Basketball Box Score -- Game Totals -- Final Statistics

Yale vs Miami
12/1/18 7:30 PM at American Airlines Arena, Miami, Fla.

Yale 77 - 32

Box score table for Yale vs Miami game. Columns: #, Player, FG-FGA, 3-Ptr, FT-FTA, Rebounds (Off, Def, Tot), PF, TP, A TO, Blk, Stl, Min.

FG % 1st Half: 16-28 57.1% 2nd half: 14-30 46.7% Game: 30-58 51.7%
3FG % 1st Half: 1-7 14.3% 2nd half: 3-11 27.3% Game: 4-18 22.2%
FT % 1st Half: 6-9 66.7% 2nd half: 7-8 87.5% Game: 13-17 76.5%

Miami 73 - 53

Box score table for Miami vs Yale game. Columns: #, Player, FG-FGA, 3-Ptr, FT-FTA, Rebounds (Off, Def, Tot), PF, TP, A TO, Blk, Stl, Min.

FG % 1st Half: 16-30 53.3% 2nd half: 10-33 30.3% Game: 26-63 41.3%
3FG % 1st Half: 5-14 35.7% 2nd half: 1-12 8.3% Game: 6-26 23.1%
FT % 1st Half: 12-14 85.7% 2nd half: 3-4 75.0% Game: 15-18 83.3%

Officials: Ray Styons, Dwayne Gladden, Anthony Burris
Technical fouls: Yale-None, Miami-None.

Score by periods table for Yale vs Miami. Columns: 1st, 2nd, Total.

Last FG - YALE 2nd-03:39, UM 2nd-03:21.
Largest lead - YALE by 4 1st-17:42, UM by 15 2nd-17:37.



22 DENG GAK

R-Fr • 6-10 • 211 • Forward
 Sydney, Australia
 Blair Academy (N.J.)

2018-19 HIGHLIGHTS

- Suffered season-ending left knee injury on Dec. 1 against Yale
- Played at least 11 minutes off the bench in each of his eight games this season
- Made first college start against Yale (12/1), scored five points in season-high 19 minutes
- Scored first college points in win over Stephen F. Austin (11/13)
- Recorded six rebounds and three blocks in 14 minutes of action in his Miami debut against Lehigh (11/9)

2018-19 GAME-BY-GAME

	GS	Min	FG	Pct	3FG	Pct	FT	Pct	O-D-T	Avg	PF	FO	A	TO	Blk	Stl	Pts	Avg
Lehigh	14	0-3	.000	0-1	.000	0-2	.000	1-5-6	6.0	3	0	1	0	3	0	0	0.0	
Stephen F. Austin	17	1-6	.167	0-0	.000	0-2	.000	3-1-4	5.0	2	0	1	0	1	1	2	1.0	
Bethune-Cookman	11	1-2	.500	0-0	.000	0-0	.000	2-1-3	4.3	0	0	0	1	2	0	2	1.3	
vs La Salle	15	2-4	.500	0-0	.000	0-0	.000	3-4-7	5.0	3	0	1	0	0	0	4	2.0	
vs Fresno State	12	1-1	1.000	0-0	.000	0-0	.000	1-0-1	4.2	1	0	1	0	0	0	2	2.0	
vs Seton Hall	15	2-3	.667	0-0	.000	0-0	.000	2-1-3	4.0	3	0	0	1	1	0	4	2.3	
Rutgers	14	0-3	.000	0-0	.000	1-2	.500	2-4-6	4.3	2	0	1	0	0	0	1	2.1	
vs Yale	* 19	1-2	.500	0-0	.000	3-4	.750	2-1-3	4.1	1	0	0	1	2	0	5	2.5	
at Penn	DNP																	
Houston Baptist	DNP																	
Florida Atlantic	DNP																	
Campbell	DNP																	
NC State	DNP																	
at Louisville	DNP																	
at Florida State	DNP																	
Wake Forest	DNP																	
North Carolina	DNP																	
at Syracuse	DNP																	
Florida State	DNP																	
Virginia Tech	DNP																	

CAREER HIGHS

Points

Career: 5 vs. Yale, 12/1/18

ACC: -

Rebounds

Career: 7 vs. La Salle, 11/25/18

ACC: -

Assists

Career: 1 5x, last vs. Rutgers, 11/28/18

ACC: -

Steals

Career: 1 Stephen F. Austin, 11/13/18

ACC: -

Blocked Shots

Career: 3 Lehigh, 11/9/18

ACC: -

Field Goals

Career: 2 2x, last vs. Seton Hall, 11/25/18

ACC: -

Field-Goal Attempts

Career: 6 Stephen F. Austin, 11/13/18

ACC: -

Free Throws

Career: 3 vs. Yale, 12/1/18

ACC: -

Free-Throw Attempts

Career: 4 vs. Yale, 12/1/18

ACC: -

3-Point Field Goals

Career: -

ACC: -

3-Point Field-Goal Attempts

Career: 1 Lehigh, 11/9/18

ACC: -

Minutes

Career: 19 vs. Yale, 12/1/18

ACC: -

GAK'S CAREER STATISTICS

Season	GP	GS	Min.	Avg.	FG	FGA	Pct.	3-Point	Free Throws	Rebounds					Scoring							
								FG	FTA	Pct.	Off.	Def.	Tot.	Avg.	PF	FO	Ast.	TO	Blk	Stl	Pts.	Avg.
2018-19	8	1	117	14.6	8	24	.333	0	1	.000	4	10	33	4.1	15	0	5	3	9	1	20	2.5
TOTAL	8	1	117	14.6	8	24	.333	0	1	.000	4	10	33	4.1	15	0	5	3	9	1	20	2.5



2 WILLIE HERENTON

So. • 6-1 • 178 • Guard
Lincolnshire, Illinois
Stevenson HS

2018-19 HIGHLIGHTS

- Joined team as walk-on for 2018-19 season, but awarded scholarship on Friday, Jan. 18
- Hit 3-pointer at Syracuse (1/24)
- Played two minutes, including final minute of first half, at Louisville (1/6)
- Scored first five Miami points against La Salle (11/22)
- Saw his first playing time in final minute of season opener against Lehigh (11/9)

2018-19 GAME-BY-GAME

	GS	Min	FG	Pct	3FG	Pct	FT	Pct	O-D-T	Avg	PF	FO	A	TO	Blk	Stl	Pts	Avg
Lehigh	0	0-0	.000	0-0	.000	0-0	.000	0-0-0	0.0	0	0	0	0	0	0	0	0	0.0
Stephen F. Austin	2	0-0	.000	0-0	.000	0-0	.000	0-0-0	0.0	0	0	0	0	0	0	0	0	0.0
Bethune-Cookman	DNP																	
vs La Salle	2	1-1	1.000	1-1	1.000	2-2	1.000	0-0-0	0.0	0	0	0	0	0	0	5	1.7	
vs Fresno State	DNP																	
vs Seton Hall	DNP																	
Rutgers	DNP																	
vs Yale	DNP																	
at Penn	DNP																	
Houston Baptist	DNP																	
Florida Atlantic	1	0-0	.000	0-0	.000	0-0	.000	0-0-0	0.0	0	0	0	0	0	0	0	1.3	
Campbell	DNP																	
NC State	DNP																	
at Louisville	2	0-0	.000	0-0	.000	0-0	.000	0-0-0	0.0	0	0	0	0	0	0	0	1.0	
at Florida State	3	0-0	.000	0-0	.000	0-0	.000	0-0-0	0.0	0	0	0	0	0	0	0	0.8	
Wake Forest	DNP																	
North Carolina	DNP																	
at Syracuse	2	1-1	1.000	1-1	1.000	0-0	.000	0-0-0	0.0	0	0	0	0	0	0	3	1.1	
Florida State	2	0-1	.000	0-1	.000	0-0	.000	0-0-0	0.0	0	0	0	0	0	0	0	1.0	
Virginia Tech	DNP																	

CAREER HIGHS

Points
Career: 5 vs. La Salle, 11/22/18
ACC: -

Rebounds
Career: -
ACC: -

Assists
Career: -
ACC: -

Steals
Career: -
ACC: -

Blocked Shots
Career: -
ACC: -

Field Goals
Career: 1 2x, last at Syracuse, 1/24/19
ACC: -

Field-Goal Attempts
Career: 1 2x, last at Syracuse, 1/24/19
ACC: -

Free Throws
Career: 2 vs. La Salle, 11/22/18
ACC: -

Free-Throw Attempts
Career: 2 vs. La Salle, 11/22/18
ACC: -

3-Point Field Goals
Career: 1 2x, last at Syracuse, 1/24/19
ACC: -

3-Point Field-Goal Attempts
Career: 1 2x, last at Syracuse, 1/24/19
ACC: -

Minutes
Career: 3 at Florida State, 1/9/19
ACC: 3 at Florida State, 1/9/19

HERENTON'S CAREER STATISTICS

Season	GP	GS	Min.	Avg.	FG	FGA	Pct.	3-Point FG	3-Point FGA	3-Point Pct.	Free Throws FT	Free Throws FTA	Free Throws Pct.	Off.	Def.	Tot.	Avg.	PF	FO	Ast.	TO	Blk	Stl	Pts.	Avg.
2018-19	8	0	14	1.8	2	3	.667	2	3	.667	2	2	1.000	0	0	0	0.0	0	0	0	0	0	0	8	1.0



10 DOMINIC PROCTOR

So. • 6-6 • 190 • Guard
Las Vegas, Nevada
Bishop Gorman HS

2018-19 HIGHLIGHTS

- Made first Miami appearance in final minute of Wooden Legacy game against La Salle (11/22)
- Joined team as walk-on for 2018-19 season

CAREER HIGHS

Points
Career: -
ACC: -

Rebounds
Career: -
ACC: -

Assists
Career: -
ACC: -

Steals
Career: -
ACC: -

Blocked Shots
Career: -
ACC: -

Field Goals
Career: -
ACC: -

Field-Goal Attempts
Career: -
ACC: -

Free Throws
Career: -
ACC: -

Free-Throw Attempts
Career: -
ACC: -

3-Point Field Goals
Career: -
ACC: -

3-Point Field-Goal Attempts
Career: -
ACC: -

Minutes
Career: 1 vs. La Salle, 11/22/18
ACC: -



15 EBUKA IZUNDU

Sr. • 6-10 • 232 • Center
Charlotte, North Carolina / Lagos, Nigeria
Victory Christian Center

2018-19 HIGHLIGHTS

- Second in ACC and 19th nationally in offensive rebounds (3.4/game)
- Fourth in ACC and 52nd nationally in rebounding (8.8); ninth in ACC in blocks (1.5/game)
- Owns six double-doubles this season (tied for fourth most among ACC players)
- Had 19 points and 13 rebounds against FAU (12/22); first UM player to record back-to-back double-doubles since Tonye Jekiri in November 2015
- Recorded double-double with 15 points, 11 rebounds in career-high 34 minutes against Houston Baptist (12/19)
- Posted double-double with 12 points, 12 rebounds against Rutgers (11/28); missed several stretches in game with cramps
- Averaged 10.3 ppg and 6.3 rpg in three games at Wooden Legacy; scored in double figures in each game
- Had career night against Stephen F. Austin (11/13), recording career highs in points (22), rebounds (19), blocks (four) and assists (three). He also tied a career best with three steals.
- It was the most rebounds by a UM player since Reggie Johnson piled up 20 boards on March 16, 2011, against FAU.
- Just missed double-double in opener with 10 points, nine rebounds against Lehigh (11/9)

2018-19 GAME-BY-GAME

	GS	Min	FG	Pct	3FG	Pct	FT	Pct	O-D-T	Avg	PF	FO	A	TO	Blk	Stl	Pts	Avg
Lehigh	*	28	3-5	.600	0-0	.000	4-6	.667	4-5-9	9.0	3	0	1	2	3	0	10	10.0
Stephen F. Austin	*	32	11-13	.846	0-0	.000	0-1	.000	11-8-19	14.0	1	0	3	0	4	3	22	16.0
Bethune-Cookman	*	27	2-8	.250	0-0	.000	1-2	.500	3-1-4	10.7	5	1	1	2	3	0	5	12.3
vs La Salle	*	23	5-5	1.000	0-0	.000	0-0	.000	2-6-8	10.0	4	0	1	5	1	1	10	11.8
vs Fresno State	*	21	3-3	1.000	0-0	.000	4-5	.800	1-5-6	9.2	5	1	1	0	1	0	10	11.4
vs Seton Hall	*	21	3-4	.750	1-1	1.000	4-6	.667	1-4-5	8.5	4	0	1	2	2	0	11	11.3
Rutgers	*	26	5-8	.625	0-1	.000	2-2	1.000	4-8-12	9.0	2	0	1	2	1	0	12	11.4
vs Yale	*	29	8-11	.727	0-0	.000	3-4	.750	2-7-9	9.0	2	0	0	2	0	2	19	12.4
at Penn	*	26	4-8	.500	0-0	.000	1-1	1.000	4-3-7	8.8	5	1	2	0	0	2	9	12.0
Houston Baptist	*	34	6-8	.750	0-0	.000	3-4	.750	4-7-11	9.0	0	0	2	1	4	2	15	12.3
Florida Atlantic	*	31	9-11	.818	0-0	.000	1-2	.500	2-11-13	9.4	1	0	0	1	3	2	19	12.9
Campbell	*	30	2-4	.500	0-0	.000	0-0	.000	2-6-8	9.3	1	0	2	1	1	1	4	12.2
NC State	*	36	4-8	.500	0-1	.000	2-5	.400	7-4-11	9.4	2	0	2	1	0	0	10	12.0
at Louisville	*	26	1-5	.200	0-0	.000	6-7	.857	5-5-10	9.4	3	0	0	3	0	0	8	11.7
at Florida State	*	27	6-10	.600	0-0	.000	1-1	1.000	5-4-9	9.4	4	0	1	1	0	0	13	11.8
Wake Forest	*	28	5-7	.714	0-0	.000	1-2	.500	3-8-11	9.5	4	0	3	4	1	1	11	11.8
North Carolina	*	32	6-10	.600	0-0	.000	1-1	1.000	3-5-8	9.4	3	0	1	1	1	1	13	11.8
at Syracuse	*	37	3-7	.429	0-0	.000	2-2	1.000	4-6-10	9.4	2	0	2	1	0	0	8	11.6
Florida State	*	28	3-4	.750	0-0	.000	3-4	.750	0-3-3	9.1	5	1	0	1	2	0	9	11.5
Virginia Tech	*	22	2-2	1.000	0-0	.000	0-0	.000	1-1-2	8.8	3	0	0	4	0	2	4	11.1

IZUNDU'S CAREER STATISTICS												3-Point			Free Throws			Rebounds				Scoring			
Season	GP	GS	Min.	Avg.	FG	FGA	Pct.	FG	FGA	Pct.	FT	FTA	Pct.	Off.	Def.	Tot.	Avg.	PF	FO	Ast.	TO	Blk	Stl	Pts.	Avg.
2015-16	15	0	79	5.3	10	16	.625	0	0	.000	12	19	.632	13	6	19	1.3	17	0	3	5	3	2	32	2.1
2016-17	32	7	417	13.0	53	98	.541	0	0	.000	29	42	.690	47	50	97	3.0	75	2	6	27	25	7	135	4.2
2017-18	32	2	467	14.6	72	104	.692	0	0	.000	16	34	.471	56	64	120	3.8	76	1	8	27	20	15	160	5.0
2018-19	20	20	564	28.2	91	141	.645	1	3	.333	39	55	.709	68	107	175	8.8	59	4	24	32	29	15	222	11.1
TOTAL	99	31	1527	15.4	226	359	.630	1	3	.333	96	150	.640	184	227	411	4.2	227	7	41	91	77	39	549	5.5

SEASON/CAREER HIGHS

- Points**
 Season: 22 Stephen F. Austin, 11/13/18
 Career: 22 Stephen F. Austin, 11/13/18
 ACC: 16 at NC State, 2/4/17
- Rebounds**
 Season: 19 Stephen F. Austin, 11/13/18
 Career: 19 Stephen F. Austin, 11/13/18
 ACC: 11 2x, last vs. Wake Forest, 1/12/19
- Assists**
 Season: 3 Wake Forest, 1/12/19
 Career: 3 Wake Forest, 1/12/19
 ACC: 3 Wake Forest, 1/12/19
- Steals**
 Season: 3 Stephen F. Austin, 11/13/18
 Career: 3 2x, last vs. SFA, 11/13/18
 ACC: 3 at Notre Dame, 2/19/18
- Blocked Shots**
 Season: 4 2x, last vs. HBU, 12/19/18
 Career: 4 2x, last vs. HBU, 12/19/18
 ACC: 3 Notre Dame, 1/12/17
- Field Goals**
 Season: 11 Stephen F. Austin, 11/13/18
 Career: 11 Stephen F. Austin, 11/13/18
 ACC: 7 2x, last at Notre Dame, 2/19/18
- Field-Goal Attempts**
 Season: 13 Stephen F. Austin, 11/13/18
 Career: 13 Stephen F. Austin, 11/13/18
 ACC: 10 3x, last vs. UNC, 1/19/19
- 3-Point Field Goals**
 Season: 1 vs. Seton Hall, 11/25/18
 Career: 1 vs. Seton Hall, 11/25/18
 ACC: -
- 3-Point Field Goal Attempts**
 Season: 1 vs. Seton Hall, 11/25/18
 Career: 1 vs. Seton Hall, 11/25/18
 ACC: -
- Free Throws**
 Season: 6 at Louisville, 1/6/19
 Career: 6 at Louisville, 1/6/19
 ACC: 6 at Louisville, 1/6/19
- Free-Throw Attempts**
 Season: 7 at Louisville, 1/6/19
 Career: 7 2x, last vs. Louisville, 1/6/19
 ACC: 7 at Louisville, 1/6/19
- Minutes**
 Season: 37 at Syracuse, 1/24/19
 Career: 37 at Syracuse, 1/24/19
 ACC: 37 at Syracuse, 1/24/19

CAREER DOUBLE-DOUBLES

- 14p, 10r vs. Gardner-Webb, 11/10/17
 22p, 19r vs. Stephen F. Austin, 11/13/18
 12p, 12r vs. Rutgers, 11/28/18
 15p, 11r vs. Houston Baptist, 12/19/18
 19p, 13r vs. Florida Atlantic, 12/22/18
 10p, 11r vs. NC State, 1/3/19
 11p, 11r vs. Wake Forest, 1/12/19



5 ZACH JOHNSON

R-Sr. • 6-2 • 192 • Guard
Miami, Florida
Florida Gulf Coast Univ./Norland HS

CAREER

- Ranks 37th nationally in career scoring among active Division I players (1,614)
- Also ranks 20th nationally in career steals (179), 30th in games (123) and 50th in assists (366)
- One of 14 active players nationally with 1,500 career points and 350 career assists
- Owns 16 career 20-point games

2018-19 HIGHLIGHTS

- Hit 8-of-12 field goals and scored 20 points against Florida State (1/27)
- Scored 21 points in ACC opener against NC State; marks second time in his career he has scored 20-plus in back-to-back games
- Scored 22 points (5-6 3FG) against Campbell to reach 1,500 career points (12/29)
- Named to Wooden Legacy All-Tournament Team
- Averaged 18.0 ppg in three games at Wooden Legacy
- Made first Miami start at Wooden Legacy in championship game vs. Seton Hall (11/25)
- Scored season-high 24 points, including go-ahead putback dunk with 0.6 seconds remaining, in win over Fresno State (11/23)
- Played 22 minutes and scored five points in Miami debut against Lehigh (11/9)

2018-19 GAME-BY-GAME

	GS	Min	FG	Pct	3FG	Pct	FT	Pct	O-D-T	Avg	PF	FO	A	TO	Blk	Stl	Pts	Avg
Lehigh	22	2-6	.333	1-3	.333	0-1	.000	0-0-0	0.0	1	0	3	4	0	2	5	5.0	
Stephen F. Austin	28	5-11	.455	3-5	.600	2-4	.500	1-2-3	1.5	1	0	4	3	0	0	15	10.0	
Bethune-Cookman	29	3-10	.300	0-3	.000	3-6	.500	1-2-3	2.0	2	0	0	0	1	1	9	9.7	
vs La Salle	27	3-8	.375	1-3	.333	5-7	.714	0-4-4	2.5	0	0	5	1	0	1	12	10.3	
vs Fresno State	34	8-16	.500	1-4	.250	7-11	.636	1-1-2	2.4	3	0	3	0	0	2	24	13.0	
* vs Seton Hall	37	5-7	.714	2-3	.667	6-6	1.000	0-3-3	2.5	2	0	2	2	0	0	18	13.8	
* Rutgers	37	6-15	.400	0-4	.000	0-3	.000	2-2-4	2.7	2	0	2	2	2	3	12	13.6	
* vs Yale	35	3-9	.333	0-2	.000	5-5	1.000	0-3-3	2.8	2	0	5	1	0	1	11	13.3	
at Penn	29	7-14	.500	1-5	.200	2-3	.667	0-1-1	2.6	0	0	1	1	1	0	17	13.7	
Houston Baptist	27	4-8	.500	1-3	.333	0-2	.000	0-1-1	2.4	3	0	2	4	0	3	9	13.2	
Florida Atlantic	23	2-6	.333	0-2	.000	2-2	1.000	0-3-3	2.5	3	0	0	1	1	2	6	12.5	
Campbell	26	5-6	.833	5-6	.833	7-9	.778	0-5-5	2.7	3	0	2	3	1	2	22	13.3	
NC State	32	7-17	.412	2-5	.400	5-10	.500	1-4-5	2.8	1	0	4	1	0	2	21	13.9	
* at Louisville	37	7-14	.500	1-4	.250	4-6	.667	0-4-4	2.9	1	0	0	3	0	3	19	14.3	
* at Florida State	34	2-11	.182	0-3	.000	2-4	.500	1-5-6	3.1	3	0	0	5	0	2	6	13.7	
* Wake Forest	34	2-7	.286	2-5	.400	2-2	1.000	0-5-5	3.3	1	0	3	0	1	2	8	13.4	
* North Carolina	36	5-12	.417	0-3	.000	7-10	.700	0-5-5	3.4	2	0	3	3	0	2	17	13.6	
at Syracuse	26	4-13	.308	1-5	.200	0-0	.000	0-1-1	3.2	0	0	1	1	0	0	9	13.3	
* Florida State	29	8-12	.667	4-7	.571	0-0	.000	0-4-4	3.3	4	0	4	1	0	2	20	13.7	
* Virginia Tech	33	3-13	.231	2-7	.286	2-2	1.000	0-4-4	3.3	1	0	1	3	1	3	10	13.5	

JOHNSON'S CAREER STATISTICS

Season	GP	GS	Min.	Avg.	FG	FGA	Pct.	3-Point		Free Throws		Rebounds				Scoring									
								FG	FGA	Pct.	FT	FTA	Pct.	Off.	Def.	Tot.	Avg.	Pts.	Avg.						
2015-16*	35	20	941	26.9	141	298	.473	27	71	.380	78	120	.650	11	78	89	2.5	83	2	115	82	19	31	387	11.1
2016-17*	33	32	967	29.3	136	357	.381	54	157	.344	67	106	.632	18	75	93	2.8	77	2	102	88	12	45	393	11.9
2017-18*	35	35	1134	32.4	203	433	.469	69	176	.392	89	114	.781	15	100	115	3.3	72	2	104	79	5	70	564	16.1
2018-19	20	9	615	30.8	91	215	.423	27	82	.329	61	93	.656	7	59	66	3.3	35	0	45	39	8	33	270	13.5
Total	123	87	3655	29.7	571	1303	.438	177	486	.364	295	433	.681	51	313	363	3.0	267	6	366	288	46	177	1614	13.1

* at Florida Gulf Coast

SEASON/CAREER HIGHS

Points

Season: 24 vs. Fresno State, 11/23/18
 Career: 37* vs. Lipscomb, 3/4/18
 ACC: 21 NC State, 1/3/19

Rebounds

Season: 6 at Florida State, 1/9/19
 Career: 7* North Florida, 1/29/18
 ACC: 6 at Florida State, 1/9/19

Assists

Season: 5 2x, last vs. Yale, 12/1/18
 Career: 9* at Georgia Southern, 12/4/16
 ACC: 4 2x, last vs. Florida St., 1/27/19

Steals

Season: 3 3x, last at Louisville, 1/6/19
 Career: 4* 8x, last vs. Lipscomb, 2/17/18
 ACC: 3 2x, last vs. Va. Tech, 1/30/19

Field Goals Made

Season: 8 vs. Fresno State, 11/23/18
 Career: 11* 2x, last vs. Stetson, 2/26/18
 ACC: 7 NC State, 1/3/19

Field Goals Attempted

Season: 17 NC State, 1/3/19
 Career: 19* 2x, last vs. Lipscomb, 3/4/18
 ACC: 17 NC State, 1/3/19

Free Throws Made

Season: 7 3x, last vs. UNC, 1/19/19
 Career: 9* at Lipscomb, 1/14/17
 ACC: 7 UNC, 1/19/19

Free Throws Attempted

Season: 11 vs. Fresno State, 11/23/18
 Career: 15* Siena, 12/9/16
 ACC: 10 2x, last vs. UNC, 1/19/19

3-Point Field Goals Made

Season: 5 Campbell, 12/29/18
 Career: 9* vs. Lipscomb, 3/4/18
 ACC: 2 3x, last vs. Wake, 1/12/19

3-Point Field Goals Attempted

Season: 6 Campbell, 12/29/18
 Career: 13* vs. Lipscomb, 3/4/18
 ACC: 5 2x, last vs. Wake, 1/12/19

Minutes

Season: 37 3x, last at Louisville, 1/6/19
 Career: 42* 2x, last at USC Upstate, 2/18/17
 ACC: 37 at Louisville, 1/6/19

*while at Florida Gulf Coast



3 ANTHONY LAWRENCE II

Sr. • 6-7 • 207 • Guard
St. Petersburg, Florida
Lakewood Senior HS

CAREER

- Fifth in career rebounds (507) among active ACC players
- Needs seven steals and three games to reach Miami's career top 10 in each category

2018-19 HIGHLIGHTS

- Ranks 15th in ACC in minutes played (32.1/game)
- Recorded 15 points and nine boards against Virginia Tech (1/30)
- Scored 18 points against North Carolina (1/19)
- Approached a triple-double with 17 points, eight rebounds and career-high eight assists against FAU (12/22)
- Averaged 10.0 ppg in three games at Wooden Legacy
- Scored 17 points in Wooden Legacy championship game against Seton Hall (11/25)
- Recorded third career double (19 pts, 12 rebs) in season opener against Lehigh (11/9)

2017-18				2016-17				2015-16			
Opponent	P	R	A	Opponent	P	R	A	Opponent	P	R	A
Gard-Webb	3	7	1	WCU	14	5	1	UTRGV	1	2	0
Navy	10	7	2	at N. Florida	4	4	0	Louisiana	12	6	4
Florida A&M	11	4	1	Penn	0	3	2	vs. Miss. St.	10	4	2
vs. La Salle	7	10	5	vs Stanford	18	3	1	vs. Utah	0	0	2
N. Florida	14	4	3	vs Iowa State	6	2	0	vs. Butler	7	1	1
at Minnesota	8	7	4	vs Florida	2	3	2	Northeastern	0	1	0
vs. Princeton	5	10	3	Rutgers	8	4	0	at Nebraska	13	7	0
Boston U.	5	2	6	vs Wofford	3	5	1	Charlotte	9	1	1
at GW	5	9	3	SC State	5	7	1	Charleston	11	2	1
at Hawaii	11	4	0	FAU	13	6	0	at La Salle	2	2	3
vs. NMSU	4	4	1	GW	2	2	2	Princeton	0	1	0
vs. MTSU	9	5	2	Columbia	10	5	1	Syracuse	1	2	0
at Pitt	12	6	2	NC State	6	5	1	Florida State	0	0	0
at Ga. Tech	9	12	1	at Syracuse	0	0	1	at Virginia	0	1	0
FSU	1	12	0	Notre Dame	6	9	1	at Clemson	3	1	0
at Clemson	16	4	0	at Pittsburgh	9	5	2	at BC	0	0	1
Duke	13	7	1	at Wake	16	0	2	Wake Forest	0	0	0
at NC State	15	3	4	at Duke	0	0	0	at NC State	0	0	0
Louisville	2	6	1	Boston Coll.	7	6	1	Notre Dame	18	2	0
at FSU	19	5	1	North Carolina	3	4	4	at Ga Tech	5	3	3
Pittsburgh	10	10	3	Florida State	2	2	1	Pittsburgh	2	1	0
at Va. Tech	25	13	2	at NC State	19	4	2	at Florida St	3	1	1
Wake Forest	4	4	2	Virginia Tech	12	4	3	Virginia Tech	5	2	0
at BC	6	9	4	at Louisville	7	3	3	at UNC	11	4	2
Virginia	2	7	2	Georgia Tech	4	4	2	Virginia	1	3	2
Syracuse	4	4	5	Clemson	10	4	5	Louisville	3	2	1
at ND	7	6	6	at Virginia	4	6	5	at Notre Dame	0	1	2
BC	13	9	0	Duke	2	3	2	at Va Tech	2	4	0
at UNC	6	3	2	at Va Tech	18	5	1	vs. Va Tech	4	2	1
Va. Tech	8	6	3	vs Florida St	2	1	1	vs. Virginia	5	4	0
vs. UNC	12	6	1	vs Syracuse	3	2	4	vs. Buffalo	0	0	0
vs. Loyola	4	3	1	vs UNC	6	3	1	vs. Wichita St	0	2	0
				vs Mich. State	3	3	0	vs. Villanova	8	1	0

SEASON/CAREER HIGHS

- Points**
 Season: 19 Lehigh, 11/9/18
 Career: 25 at Virginia Tech, 2/3/18
 ACC: 25 at Virginia Tech, 2/3/18
- Rebounds**
 Season: 12 Lehigh, 11/9/18
 Career: 13 at Virginia Tech, 2/3/18
 ACC: 13 at Virginia Tech, 2/3/18
- Assists**
 Season: 8 Florida Atlantic, 12/22/18
 Career: 8 Florida Atlantic, 12/22/18
 ACC: 6 at Notre Dame, 2/19/18
- Steals**
 Season: 3 2x, last vs. HBU, 12/19/18
 Career: 5 Duke, 1/15/18
 ACC: 5 Duke, 1/15/18
- Blocked Shots**
 Season: 3 Lehigh, 11/9/18
 Career: 3 6x, last vs. Lehigh, 11/9/18
 ACC: 3 2x, last at Virginia Tech, 2/3/18
- Field Goals**
 Season: 8 2x, last vs. Seton Hall, 11/25/18
 Career: 9 vs. Seton Hall, 11/25/18
 ACC: 9 at Virginia Tech, 2/3/18
- Field-Goal Attempts**
 Season: 16 vs. Seton Hall, 11/25/18
 Career: 16 vs. Seton Hall, 11/25/18
 ACC: 13 Boston College, 2/24/18
- Free Throws**
 Season: 5 3x, last vs. UNC, 1/19/19
 Career: 6 North Florida, 11/25/17
 ACC: 5 2x, last vs. UNC, 1/19/19
- Free-Throw Attempts**
 Season: 6 3x, last vs. UNC, 1/19/19
 Career: 7 North Florida, 11/25/17
 ACC: 6 2x, last vs. UNC, 1/19/19
- 3-Point Field Goals**
 Season: 4 3x, last vs. HBU, 12/19/18
 Career: 4 6x, last vs. HBU, 12/19/18
 ACC: 4 3x, last at Florida State, 1/27/18
- 3-Point Field-Goal Attempts**
 Season: 8 3x, last vs. FAU, 12/22/18
 Career: 9 5x, at Virginia Tech, 2/27/17
 ACC: 9 4x, at Virginia Tech, 2/27/17
- Minutes**
 Season: 38 Rutgers, 11/28/18
 Career: 40 at Virginia, 2/20/17
 ACC: 40 at Virginia, 2/20/17

CAREER DOUBLE-DOUBLES

- 10p, 10r vs. Pitt, 1/31/18
- 25p, 13r at Virginia Tech, 2/3/18
- 19p, 12r vs. Lehigh, 11/9/18

2018-19 GAME-BY-GAME

	GS	Min	FG	Pct	3FG	Pct	FT	Pct	O-D-T	Avg	PF	FO	A	TO	Blk	Stl	Pts	Avg
Lehigh	* 35	5-9	.556	4-7	.571	5-6	.833	1-11-12	12.0	2	0	2	0	3	3	19	19.0	
Stephen F. Austin	* 31	8-12	.667	2-4	.500	0-0	.000	0-3-3	7.5	0	0	3	1	1	2	18	18.5	
Bethune-Cookman	* 37	4-11	.364	1-5	.200	4-4	1.000	2-7-9	8.0	1	0	2	4	0	1	13	16.7	
vs La Salle	* 32	3-8	.375	0-4	.000	0-0	.000	0-5-5	7.3	2	0	3	4	2	2	6	14.0	
vs Fresno State	* 31	2-5	.400	0-1	.000	3-3	1.000	1-4-5	6.8	3	0	3	5	0	1	7	12.6	
vs Seton Hall	* 32	8-16	.500	0-5	.000	1-2	.500	0-2-2	6.0	4	0	1	4	1	1	17	13.3	
Rutgers	* 36	6-13	.462	4-8	.500	0-0	.000	1-7-8	6.3	1	0	4	0	2	1	16	13.7	
vs Yale	* 37	4-13	.308	1-8	.125	0-0	.000	1-7-8	6.5	3	0	3	2	0	2	9	13.1	
at Penn	* 34	3-6	.500	1-2	.500	2-4	.500	0-3-3	6.1	2	0	2	1	1	0	9	12.7	
Houston Baptist	* 33	6-12	.500	4-7	.571	1-2	.500	1-4-5	6.0	1	0	2	3	2	3	17	13.1	
Florida Atlantic	* 33	6-12	.500	3-8	.375	2-2	1.000	2-6-8	6.2	2	0	8	3	0	1	17	13.5	
Campbell	* 34	5-11	.455	1-4	.250	0-0	.000	0-8-8	6.3	2	0	3	3	1	2	11	13.3	
NC State	* 28	4-7	.571	3-4	.750	1-4	.250	1-5-6	6.3	1	0	3	2	1	2	12	13.2	
at Louisville	* 24	1-6	.167	1-5	.200	1-2	.500	0-1-1	5.9	3	0	1	2	0	1	4	12.5	
at Florida State	* 32	4-9	.444	1-3	.333	5-6	.833	0-4-4	5.8	3	0	2	4	0	0	14	12.6	
Wake Forest	* 24	1-3	.333	1-2	.500	0-1	.000	0-2-2	5.6	4	0	2	6	2	1	3	12.0	
North Carolina	* 30	5-7	.714	3-4	.750	5-6	.833	0-0-0	5.2	4	0	0	1	1	1	18	12.4	
at Syracuse	* 34	2-8	.250	1-4	.250	3-4	.750	1-6-7	5.3	0	0	3	2	0	2	8	12.1	
Florida State	* 35	4-8	.500	0-3	.000	3-5	.600	2-5-7	5.4	1	0	4	3	1	0	11	12.1	
Virginia Tech	* 29	5-8	.625	3-5	.600	2-2	1.000	0-9-9	5.6	0	0	2	3	0	0	15	12.2	

LAWRENCE'S CAREER STATISTICS										3-Point			Free Throws			Rebounds					Scoring				
Season	GP	GS	Min.	Avg.	FG	FGA	Pct.	FG	FGA	Pct.	FT	FTA	Pct.	Off.	Def.	Tot.	Avg.	PF	FO	Ast.	TO	Blk	Stl	Pts.	Avg.
2015-16	33	0	397	12.0	47	92	.511	18	42	.429	24	40	.600	29	34	63	1.9	39	0	27	13	11	17	136	4.1
2016-17	33	18	857	26.0	72	173	.416	35	99	.354	45	62	.726	27	97	124	3.8	78	1	57	47	15	42	224	6.8
2017-18	32	31	975	30.5	100	214	.467	38	88	.432	43	63	.683	45	163	208	6.5	81	2	74	53	31	46	281	8.8
2018-19	20	20	641	32.0	86	184	.467	34	93	.366	38	53	.717	13	99	112	5.6	39	0	53	53	18	26	244	12.2
TOTAL	118	69	2870	24.3	305	663	.460	125	322	.388	150	218	.688	114	393	507	4.3	237	3	211	166	75	131	885	7.5



CHRIS LYKES

So. • 5-7 • 157 • Guard
 Mitchellville, Maryland
 Gonzaga College HS

2018-19 HIGHLIGHTS

- Owns seven games of 20 or more points this season (seventh most in ACC)
- Scored 16 or more points in 14 of 20 games this season
- Has upped his scoring average by 7.2 ppg this season (9.6 to 16.8), which ranks third among ACC players
- Has played at least 30 minutes in 16 of 20 games (ranks 10th in ACC in minutes played)
- Had streak of 21 straight made free throws snapped on Jan. 27 vs. FSU; tied for first among all ACC players in free-throw shooting in conference games (87.2%, 34-for-39)
- Scored 25 points against Wake Forest, including 14-of-14 from free-throw line which is second best FT performance in program history (Jack McClinton, 16-16 vs. NC State, March 7, 2009)
- Scored career-high 28 points on 10-of-15 shooting in ACC opener against NC State (1/3)
- Averaged 17.7 ppg in three games at Wooden Legacy
- Scored 20 or more points in each of the first three games this season, becoming first UM player since Joe Wylie in 1989 to do so to begin a season
- First UM player to record three straight 20-point efforts since Shane Larkin put up 20 or more points in consecutive games in 2013
- Scored 22 points and also played career-best 39 minutes in season opener against Lehigh (11/9)

2018-19 GAME-BY-GAME

	GS	Min	FG	Pct	3FG	Pct	FT	Pct	O-D-T	Avg	PF	FO	A	TO	Blk	Stl	Pts	Avg
Lehigh	*	39	5-17	.294	4-8	.500	8-11	.727	1-4-5	5.0	3	0	4	2	0	2	22	22.0
Stephen F. Austin	*	28	7-12	.583	2-5	.400	4-5	.800	0-2-2	3.5	1	0	6	1	0	3	20	21.0
Bethune-Cookman	*	36	7-16	.438	3-8	.375	4-5	.800	0-2-2	3.0	3	0	6	2	0	2	21	21.0
vs La Salle	*	29	5-7	.714	1-1	1.000	7-8	.875	0-1-1	2.5	2	0	0	3	0	2	18	20.3
vs Fresno State	*	35	6-16	.375	2-8	.250	3-4	.750	0-5-5	3.0	3	0	2	4	0	3	17	19.6
vs Seton Hall	*	37	7-13	.538	2-5	.400	2-2	1.000	0-4-4	3.2	4	0	2	5	0	2	18	19.3
Rutgers	*	32	3-11	.273	2-6	.333	0-0	.000	0-2-2	3.0	2	0	4	5	0	1	8	17.7
vs Yale	*	34	5-13	.385	1-5	.200	1-2	.500	0-0-0	2.6	3	0	3	5	0	1	12	17.0
at Penn	*	31	5-15	.333	0-4	.000	6-8	.750	0-4-4	2.8	4	0	5	4	0	0	16	16.9
Houston Baptist	*	31	5-9	.556	1-2	.500	3-5	.600	1-4-5	3.0	1	0	4	4	0	0	14	16.6
Florida Atlantic	*	29	5-12	.417	0-4	.000	2-2	1.000	0-1-1	2.8	4	0	7	2	0	3	12	16.2
Campbell	*	35	7-12	.583	4-8	.500	3-8	.375	0-2-2	2.8	2	0	2	6	0	2	21	16.6
NC State	*	35	10-15	.667	3-4	.750	5-6	.833	0-0-0	2.5	3	0	2	2	0	1	28	17.5
at Louisville	*	33	6-12	.500	2-5	.400	4-5	.800	1-3-4	2.6	1	0	4	2	0	0	18	17.5
at Florida State	*	35	5-12	.417	1-3	.333	6-6	1.000	0-3-3	2.7	3	0	2	2	0	1	17	17.5
Wake Forest	*	35	5-11	.455	1-4	.250	14-14	1.000	0-2-2	2.6	1	0	4	2	0	0	25	17.9
North Carolina	*	36	8-16	.500	4-8	.500	0-0	.000	1-2-3	2.6	2	0	6	3	0	2	20	18.1
at Syracuse	*	32	4-15	.267	0-8	.000	0-0	.000	1-2-3	2.7	1	0	2	3	1	2	8	17.5
Florida State	*	28	0-12	.000	0-7	.000	1-2	.500	2-0-2	2.6	1	0	2	3	0	1	1	16.6
Virginia Tech	*	37	6-10	.600	3-7	.429	4-6	.667	0-0-0	2.5	2	0	4	5	0	2	19	16.8


2017-18

Opponent	P	R	A
Gard-Webb	3	1	1
Navy	8	1	2
Florida A&M	13	1	4
vs. La Salle	0	1	0
N. Florida	10	0	4
at Minnesota	10	1	0
vs. Princeton	5	1	2
Boston U.	8	0	0
at GW	3	0	1
at Hawai'i	7	5	0
vs. NMSU	1	1	0
vs. MTSU	8	0	2
at Pitt	10	1	0
at Ga. Tech	8	0	5
FSU	18	1	2
at Clemson	13	1	1
Duke	13	1	2
at NC State	6	2	5
Louisville.	9	0	4
at FSU	0	0	5
Pittsburgh	13	3	5
at Va. Tech	6	2	0
Wake Forest	13	2	5
at BC	16	3	2
Virginia	19	1	1
Syracuse	14	0	4
at ND	9	1	1
BC	15	0	3
at UNC	18	1	4
Va. Tech	15	1	7
vs. UNC	6	1	1
vs. Loyola	10	6	2

SEASON/CAREER HIGHS

- Points**
 Season: 28 NC State, 1/3/19
 Career: 28 NC State, 1/3/19
 ACC: 28 NC State, 1/3/19
- Rebounds**
 Season: 5 3x, last vs. HBU, 12/19/18
 Career: 6 vs. Loyola Chicago, 3/15/18
 ACC: 4 at Louisville, 1/6/19
- Assists**
 Season: 7 Florida Atlantic, 12/22/18
 Career: 7 2x, last vs. FAU, 12/22/18
 ACC: 7 Virginia Tech, 3/3/18
- Steals**
 Season: 3 3x, last vs. FAU, 12/22/18
 Career: 3 4x, last vs. FAU, 12/22/18
 ACC: 2 4x, last vs. Va. Tech, 1/30/19
- Blocked Shots**
 Season: 1 at Syracuse, 1/24/19
 Career: 1 2x, last at Syracuse, 1/24/19
 ACC: 1 2x, last at Syracuse, 1/24/19
- Field Goals**
 Season: 10 NC State, 1/3/19
 Career: 10 NC State, 1/3/19
 ACC: 10 NC State, 1/3/19
- Field-Goal Attempts**
 Season: 17 Lehigh, 11/9/18
 Career: 17 Lehigh, 11/9/18
 ACC: 16 2x, last vs. UNC, 1/19/19
- Free Throws**
 Season: 14 Wake Forest, 1/12/19
 Career: 14 Wake Forest, 1/12/19
 ACC: 14 Wake Forest, 1/12/19
- Free-Throw Attempts**
 Season: 14 Wake Forest, 1/12/19
 Career: 14 Wake Forest, 1/12/19
 ACC: 14 Wake Forest, 1/12/19
- 3-Point Field Goals**
 Season: 4 3x, last vs. UNC, 1/19/19
 Career: 4 4x, last vs. UNC, 1/19/19
 ACC: 4 2x, last vs. UNC, 1/19/19
- 3-Point Field-Goal Attempts**
 Season: 8 5x, last at Syracuse, 1/24/19
 Career: 10 Syracuse, 2/17/18
 ACC: 10 Syracuse, 2/17/18
- Minutes**
 Season: 39 Lehigh, 11/9/18
 Career: 39 Lehigh, 11/9/18
 ACC: 36 North Carolina, 1/19/19

LYKES' CAREER STATISTICS												3-Point				Free Throws			Rebounds				Scoring		
Season	GP	GS	Min.	Avg.	FG	FGA	Pct.	FG	FGA	Pct.	FT	FTA	Pct.	Off.	Def.	Tot.	Avg.	PF	FO	Ast.	TO	Blk	Stl	Pts.	Avg.
2017-18	32	10	690	21.6	100	249	.402	48	139	.345	59	82	.720	3	36	39	1.2	70	0	75	58	1	25	307	9.6
2018-19	20	20	667	33.3	111	256	.434	36	110	.327	77	99	.778	7	43	50	2.5	46	0	71	65	1	30	335	16.8
TOTAL	52	30	1357	26.1	211	505	.418	84	249	.337	136	181	.751	10	79	89	1.7	116	0	146	123	2	55	642	12.3



13 ANTHONY MACK

R-Fr. • 6-6 • 214 • Guard
 Las Vegas, Nevada
 Univ. of Wyoming/Blair Academy (N.J.)

2018-19 HIGHLIGHTS

- Scored season-high nine points in 27 minutes against Wake Forest (1/12)
- Made first college start at Louisville (1/6)
- Played 27 minutes off bench in ACC opener against NC State (1/3)
- Scored six points against HBU (12/19) and eight against FAU (12/22)
- Played eight minutes in his Miami debut in season opener vs. Lehigh (11/9)
- Joined team this summer after transferring from Wyoming
- Granted waiver from NCAA to gain immediate eligibility following transfer

CAREER HIGHS

Points

Career: 9 Wake Forest, 1/12/19
 ACC: 9 Wake Forest, 1/12/19

Rebounds

Career: 4 Houston Baptist, 12/19/18
 ACC: 3 2x, last vs. Wake Forest, 1/12/19

Assists

Career: 4 at Florida State, 1/9/19
 ACC: 4 at Florida State, 1/9/19

Steals

Career: 2 Virginia Tech, 1/30/19
 ACC: 2 Virginia Tech, 1/30/19

Blocked Shots

Career: 1 Wake Forest, 1/12/19
 ACC: 1 Wake Forest, 1/12/19

Field Goals

Career: 3 2x, last vs. Wake Forest, 1/12/19
 ACC: 3 Wake Forest, 1/12/19

Field-Goal Attempts

Career: 7 2x, last vs. Wake Forest, 1/12/19
 ACC: 7 2x, last vs. Wake Forest, 1/12/19

Free Throws

Career: 1 Wake Forest, 1/12/19
 ACC: 1 Wake Forest, 1/12/19

Free-Throw Attempts

Career: 2 Wake Forest, 1/12/19
 ACC: 2 Wake Forest, 1/12/19

3-Point Field Goals

Career: 2 4x, last at Syracuse, 1/24/19
 ACC: 2 2x, last at Syracuse, 1/24/19

3-Point Field-Goal Attempts

Career: 6 NC State, 1/3/19
 ACC: 6 NC State, 1/3/19

Minutes


Career: 27 2x, last vs. Wake Forest, 1/12/19
 ACC: 27 2x, last vs. Wake Forest, 1/12/19

2018-19 GAME-BY-GAME

	GS	Min	FG	Pct	3FG	Pct	FT	Pct	O-D-T	Avg	PF	FO	A	TO	Blk	Stl	Pts	Avg
Lehigh	8	0-4	.000	0-4	.000	0-0	.000	0-0-0	0.0	1	0	0	0	0	0	0	0	0.0
SFA	DNP																	
Bethune-Cookman	DNP																	
vs La Salle	15	2-4	.500	1-2	.500	0-0	.000	0-0-0	0.0	3	0	0	0	2	0	1	5	2.5
vs Fresno State	5	0-1	.000	0-0	.000	0-0	.000	0-0-0	0.0	1	0	1	0	0	0	0	0	1.7
vs Seton Hall	DNP																	
Rutgers	DNP (illness)																	
vs Yale	12	0-3	.000	0-1	.000	0-0	.000	0-2-2	0.5	1	0	0	0	1	0	0	0	1.3
at Penn	9	0-1	.000	0-1	.000	0-0	.000	0-1-1	0.6	0	0	0	0	0	0	0	0	1.0
Houston Baptist	17	2-5	.400	2-5	.400	0-0	.000	2-2-4	1.2	2	0	2	1	0	0	0	6	1.8
Florida Atlantic	21	3-4	.750	2-3	.667	0-0	.000	0-0-0	1.0	2	0	2	0	0	0	1	8	2.7
Campbell	14	1-2	.500	1-2	.500	0-0	.000	0-0-0	0.9	0	0	1	0	0	0	0	3	2.8
NC State	27	2-7	.286	1-6	.167	0-0	.000	0-2-2	1.0	2	0	0	0	0	0	1	5	3.0
at Louisville	* 21	1-3	.333	1-2	.500	0-0	.000	0-3-3	1.2	3	0	1	0	0	0	0	3	3.0
at Florida State	* 26	1-6	.167	0-3	.000	0-0	.000	0-2-2	1.3	0	0	4	0	0	0	0	2	2.9
Wake Forest	* 27	3-7	.429	2-5	.400	1-2	.500	0-3-3	1.4	1	0	1	3	1	1	9	3.4	
North Carolina	* 18	0-2	.000	0-2	.000	0-0	.000	0-1-1	1.4	2	0	0	1	0	0	0	0	3.2
at Syracuse	14	2-4	.500	2-2	1.000	0-0	.000	0-0-0	1.3	0	0	1	0	0	0	0	6	3.4
Florida State	* 19	0-3	.000	0-1	.000	0-0	.000	1-1-2	1.3	0	0	0	0	0	0	0	0	3.1
Virginia Tech	18	2-7	.286	1-5	.200	0-0	.000	0-0-0	1.3	1	0	2	1	0	2	5	3.3	

MACK'S CAREER STATISTICS

Season	GP	GS	Min.	Avg.	FG	FGA	Pct.	3-Point	Free Throws	Rebounds				Scoring										
								FG	FTA	Pct.	Off.	Def.	Tot.	Avg.	PF	FO	Ast.	TO	Blk	Stl	Pts.	Avg.		
2018-19	16	5	271	16.9	19	63	.302	13	44	.295	1	2	3	17	20	1.3	19	0	15	9	1	6	52	3.3



1 DEJAN (DJ) VASILJEVIC

Jr. • 6-3 • 184 • Guard
Melbourne, Australia
Australian Institute of Sport

CAREER

- With 172 career 3-pointers, he is 10th in career 3-point field goals made at Miami (needs two more to tie for eighth)
- Currently owns seventh-best career 3-point percentage (.390) in program history

2018-19 HIGHLIGHTS

- Second in ACC in 3-pointers (54) and 3-pointers per game (2.7) and sixth in 3-point percentage (.409)
- 20th in ACC in minutes per game this season (31.0)
- Has hit at least one 3-pointer in 33 consecutive games (longest active streak in ACC, third longest in program history and 20th longest in ACC history); last time he did not hit a 3-pointer was Jan. 24, 2018 vs. Louisville
- Hit three or more 3-pointers in 11 games this season
- Hit season-high five 3-pointers and scored 19 points at Louisville (1/6)
- Averaged 11.7 ppg and 5.7 rpg in three games at Wooden Legacy
- Hit four 3-pointers and scored 16 points in season opener against Lehigh (11/9)

Opponent	2017-18			2016-17			
	P	R	A	P	R	A	
Gard-Webb	7	2	0	WCU	11	2	2
Navy	16	3	0	at North Florida	13	1	0
Florida A&M	15	4	2	Penn	11	0	1
vs. La Salle	8	1	0	vs Stanford	3	1	1
N. Florida	2	2	0	vs Iowa State	5	0	0
at Minnesota	11	2	0	vs Florida	0	0	0
vs. Princeton	20	3	1	Rutgers	3	1	1
Boston U.	15	5	0	vs Wofford	6	2	0
at GW	10	1	0	SC State	17	2	2
at Hawai'i	6	3	0	FAU	2	2	0
vs. NMSU	15	5	1	GW	6	3	0
vs. MTSU	13	5	1	Columbia	3	1	1
at Pitt	3	2	0	NC State	3	2	0
at Ga. Tech	3	1	0	at Syracuse	18	0	0
FSU	8	3	4	Notre Dame	3	0	1
at Clemson	0	0	0	at Pittsburgh	6	2	1
Duke	0	2	0	at Wake Forest	3	0	0
at NC State	6	4	0	at Duke	0	1	0
Louisville.	0	0	0	Boston College	3	1	0
at FSU	20	2	0	North Carolina	3	1	0
Pittsburgh	8	3	0	Florida State	3	1	0
at Va. Tech	14	1	0	at NC State	0	1	0
Wake Forest	9	5	1	Virginia Tech	5	1	0
at BC	17	6	0	at Louisville	3	0	0
Virginia	5	0	0	Georgia Tech	13	2	1
Syracuse	6	3	1	Clemson	5	3	1
at ND	3	0	0	at Virginia	10	4	0
BC	8	2	1	Duke	0	2	0
at UNC	10	3	0	at Virginia Tech	9	1	0
Va. Tech	16	1	1	vs Florida State	9	3	0
vs. UNC	6	1	0	vs Syracuse	13	1	1
vs. Loyola	9	5	1	vs North Carolina	6	1	1
				vs Michigan St.	2	2	1


2018-19 GAME-BY-GAME

	GS	Min	FG	Pct	3FG	Pct	FT	Pct	O-D-T	Avg	PF	FO	A	TO	Blk	Stl	Pts	Avg
Lehigh	*	26	5-10	.500	4-7	.571	2-2	1.000	0-3-3	3.0	3	0	2	2	0	0	16	16.0
Stephen F. Austin	*	30	4-9	.444	4-7	.571	5-5	1.000	1-3-4	3.5	3	0	0	1	0	0	17	16.5
Bethune-Cookman	*	32	5-12	.417	4-9	.444	6-6	1.000	2-3-5	4.0	1	0	2	2	0	3	20	17.7
vs La Salle	*	28	5-8	.625	3-5	.600	2-2	1.000	0-7-7	4.8	0	0	3	2	0	0	15	17.0
vs Fresno State	*	38	4-10	.400	4-7	.571	0-0	.000	1-4-5	4.8	2	0	1	2	0	0	12	16.0
vs Seton Hall	*	34	3-8	.375	2-5	.400	0-0	.000	0-5-5	4.8	0	0	5	0	0	0	8	14.7
Rutgers	*	38	1-8	.125	1-6	.167	0-0	.000	2-1-3	4.6	3	0	0	2	0	0	3	13.0
vs Yale		28	5-12	.417	4-10	.400	3-3	1.000	1-5-6	4.8	3	0	1	1	0	1	17	13.5
at Penn	*	34	4-7	.571	2-5	.400	0-0	.000	2-1-3	4.6	3	0	0	0	0	0	10	13.1
Houston Baptist	*	34	4-12	.333	3-10	.300	2-2	1.000	1-4-5	4.6	2	0	4	0	0	0	13	13.1
Florida Atlantic	*	33	3-7	.429	3-7	.429	0-0	.000	0-5-5	4.6	0	0	3	1	0	1	9	12.7
Campbell	*	34	3-5	.600	1-3	.333	3-4	.750	1-3-4	4.6	1	0	2	3	0	0	10	12.5
NC State	*	27	1-5	.200	1-4	.250	3-4	.750	0-3-3	4.5	1	0	1	0	0	1	6	12.0
at Louisville		32	7-11	.636	5-8	.625	0-0	.000	0-4-4	4.4	3	0	0	0	0	0	19	12.5
at Florida State		29	2-6	.333	2-6	.333	0-1	.000	2-3-5	4.5	2	0	1	0	0	0	6	12.1
Wake Forest		26	5-9	.556	4-8	.500	0-0	.000	0-4-4	4.4	1	0	0	0	0	0	14	12.2
North Carolina		22	1-5	.200	1-2	.500	0-0	.000	1-2-3	4.4	1	0	0	1	0	1	3	11.6
at Syracuse	*	33	4-9	.444	3-8	.375	0-0	.000	3-5-8	4.6	1	0	1	0	0	0	11	11.6
Florida State		35	4-11	.364	1-8	.125	3-3	1.000	0-3-3	4.5	2	0	0	0	0	2	12	11.6
Virginia Tech	*	31	3-9	.333	2-7	.286	0-0	.000	0-1-1	4.3	3	0	2	0	0	0	8	11.5

SEASON/CAREER HIGHS

- Points**
 Season: 20 Bethune-Cookman, 11/17/18
 Career: 20 3x, last vs. Bethune, 11/17/18
 ACC: 20 at Florida State, 1/27/18
- Rebounds**
 Season: 8 at Syracuse, 1/24/19
 Career: 8 at Syracuse, 1/24/19
 ACC: 8 at Syracuse, 1/24/19
- Assists**
 Season: 5 vs. Seton Hall, 11/25/18
 Career: 5 vs. Seton Hall, 11/25/18
 ACC: 4 Florida State, 1/7/18
- Steals**
 Season: 3 Bethune-Cookman, 11/17/18
 Career: 3 Bethune-Cookman, 11/17/18
 ACC: 2 3x, last vs. Florida State, 1/27/19
- Blocked Shots**
 Season: -
 Career: 1 3x, last vs. Boston U., 12/5/17
 ACC: -
- Field Goals**
 Season: 7 at Louisville, 1/6/19
 Career: 7 3x, last at Louisville, 1/6/19
 ACC: 7 2x, last at Louisville, 1/6/19
- Field-Goal Attempts**
 Season: 12 3x, last vs. HBU, 12/19/18
 Career: 13 vs. South Carolina State, 12/6/16
 ACC: 12 2x, last at BC, 2/10/18
- Free Throws**
 Season: 6 Bethune-Cookman, 11/17/18
 Career: 6 Bethune-Cookman, 11/17/18
 ACC: 3 2x, last vs. Florida State, 1/27/19
- Free-Throw Attempts**
 Season: 6 Bethune-Cookman, 11/17/18
 Career: 6 Bethune-Cookman, 11/17/18
 ACC: 4 NC State, 1/3/19
- 3-Point Field Goals**
 Season: 5 at Louisville, 1/6/19
 Career: 6 2x, last at Florida St., 1/27/18
 ACC: 6 2x, last at Florida St., 1/27/18
- 3-Point Field-Goal Attempts**
 Season: 10 2x, last vs. HBU, 12/19/18
 Career: 12 at Syracuse, 1/4/17
 ACC: 12 at Syracuse, 1/4/17
- Minutes**
 Season: 38 2x, last vs. Rutgers, 11/28/18
 Career: 38 2x, last vs. Rutgers, 11/28/18
 ACC: 35 3x, last vs. Florida State, 1/27/19

VASILJEVIC'S CAREER STATISTICS										3-Point			Free Throws			----- Rebounds -----				Scoring					
Season	GP	GS	Min.	Avg.	FG	FGA	Pct.	FG	FGA	Pct.	FT	FTA	Pct.	Off.	Def.	Tot.	Avg.	PF	FO	Ast.	TO	Blk	Stl	Pts.	Avg.
2016-17	33	0	577	17.5	65	182	.357	51	146	.349	16	20	.800	5	39	44	1.3	31	0	15	13	1	11	197	6.0
2017-18	32	20	731	22.8	104	231	.450	67	163	.411	14	16	.875	15	65	80	2.5	49	0	14	16	2	13	289	9.0
2018-19	20	14	624	31.2	73	173	.422	54	132	.409	29	32	.906	17	69	86	4.3	35	0	28	17	0	9	229	11.5
TOTAL	85	34	1932	22.7	242	586	.413	172	441	.390	59	68	.868	37	173	210	2.5	115	0	57	46	3	33	715	8.4



21 SAM WAARDENBURG

R-So. • 6-10 • 216 • Forward
 Henderson, New Zealand
 Rangitoto College

2018-19 HIGHLIGHTS

- Recorded nine points in 30 minutes against Virginia Tech (1/30)
- Scored 13 points on 4-for-4 shooting against Florida State (1/27)
- Grabbed career-high nine rebounds and added six points and three assists in 26 minutes against Wake Forest (1/12)
- Recorded eight rebounds at Louisville (1/6)
- Scored career-high 14 points in 37 minutes at Penn (12/4)
- Averaged 7.0 ppg and 4.3 rpg in three games at Wooden Legacy
- Made first career start and scored 11 points with career-high five rebounds in career-high 28 minutes in season opener against Lehigh (11/9)

2018-19 GAME-BY-GAME

	GS	Min	FG	Pct	3FG	Pct	FT	Pct	O-D-T	Avg	PF	FO	A	TO	Blk	Stl	Pts	Avg
Lehigh	*	28	3-7	.429	1-2	.500	4-4	1.000	3-2-5	5.0	1	0	2	1	0	1	11	11.0
Stephen F. Austin	*	33	1-6	.167	0-2	.000	0-1	.000	0-4-4	4.5	3	0	5	2	0	1	2	6.5
Bethune-Cookman	*	27	4-6	.667	0-1	.000	0-1	.000	1-3-4	4.3	3	0	1	0	0	0	8	7.0
vs La Salle	*	28	4-10	.400	1-3	.333	1-2	.500	1-3-4	4.3	0	0	2	2	1	0	10	7.8
vs Fresno State	*	24	1-5	.200	0-2	.000	4-5	.800	1-3-4	4.2	2	0	0	0	0	1	6	7.4
vs Seton Hall		24	2-4	.500	0-1	.000	1-2	.500	0-5-5	4.3	1	0	0	2	0	1	5	7.0
Rutgers		17	1-7	.143	0-3	.000	0-0	.000	1-2-3	4.1	0	0	0	2	0	0	2	6.3
vs Yale		6	0-0	.000	0-0	.000	0-0	.000	0-0-0	3.6	1	0	0	0	0	0	0	5.5
at Penn	*	37	5-7	.714	2-3	.667	2-3	.667	2-1-3	3.6	2	0	0	1	0	0	14	6.4
Houston Baptist	*	24	2-3	.667	0-1	.000	2-2	1.000	1-2-3	3.5	4	0	1	1	1	1	6	6.4
Florida Atlantic	*	29	1-5	.200	1-4	.250	1-2	.500	0-2-2	3.4	1	0	1	2	0	0	4	6.2
Campbell	*	27	1-4	.250	0-1	.000	0-0	.000	0-4-4	3.4	4	0	1	2	1	1	2	5.8
NC State	*	15	0-2	.000	0-1	.000	0-0	.000	0-0-0	3.2	4	0	0	1	0	0	0	5.4
at Louisville		25	1-5	.200	0-2	.000	0-0	.000	4-4-8	3.5	2	0	1	2	0	0	2	5.1
at Florida State		14	0-0	.000	0-0	.000	4-4	1.000	0-0-0	3.3	0	0	0	0	0	0	4	5.1
Wake Forest		26	2-4	.500	1-1	1.000	1-2	.500	3-6-9	3.6	0	0	3	0	0	0	6	5.1
North Carolina		26	2-3	.667	1-2	.500	0-1	.000	1-2-3	3.6	1	0	3	1	0	0	5	5.1
at Syracuse	*	22	0-2	.000	0-1	.000	0-0	.000	1-2-3	3.6	3	0	1	5	0	0	0	4.8
Florida State		24	4-4	1.000	2-2	1.000	3-4	.750	0-2-2	3.5	4	0	1	1	0	0	13	5.3
Virginia Tech		30	2-7	.286	1-2	.500	4-4	1.000	3-3-6	3.6	2	0	3	0	0	2	9	5.5

2017-18

Opponent	P	R	A
Gard-Webb	DNP		
Navy	DNP		
Florida A&M	DNP		
vs. La Salle	7	2	0
N. Florida	9	6	1
at Minnesota	0	1	0
vs. Princeton	0	4	0
Boston U.	0	2	0
at GW	DNP		
at Hawai'i	DNP		
vs. NMSU	0	0	0
vs. MTSU	DNP		
at Pitt	DNP		
at Ga. Tech	DNP		
FSU	DNP		
at Clemson	DNP		
Duke	DNP		
at NC State	0	0	0
Louisville.	0	7	1
at FSU	5	1	0
Pittsburgh	4	4	1
at Va. Tech	3	5	0
Wake Forest	12	3	1
at BC	6	0	0
Virginia	6	0	0
Syracuse	2	4	0
at ND	6	2	0
BC	4	6	1
at UNC	3	2	4
Va. Tech	0	5	1
vs. UNC	2	3	3
Loyola	0	2	4

SEASON/CAREER HIGHS

Points

Season: 14 at Penn, 12/4/18
 Career: 14 at Penn, 12/4/18
 ACC: 13 Florida State, 1/27/19

Rebounds

Season: 9 Wake Forest, 1/12/19
 Career: 9 Wake Forest, 1/12/19
 ACC: 9 Wake Forest, 1/12/19

Assists

Season: 5 Stephen F. Austin, 11/13/18
 Career: 5 Stephen F. Austin, 11/13/18
 ACC: 4 at North Carolina, 2/27/18

Steals

Season: 2 Virginia Tech, 1/30/19
 Career: 3 at Boston College, 2/10/18
 ACC: 3 at Boston College, 2/10/18

Blocked Shots

Season: 1 3x, last vs. Campbell, 12/29/18
 Career: 2 vs. North Carolina, 3/8/18
 ACC: 1 4x, last at UNC, 2/27/18

Field Goals

Season: 4 3x, last vs. Florida State, 1/27/19
 Career: 4 4x, last vs. Florida State, 1/27/19
 ACC: 4 Florida State, 1/27/19

Field-Goal Attempts

Season: 10 La Salle, 11/22/18
 Career: 10 La Salle, 11/22/18
 ACC: 7 Virginia Tech, 1/30/19

Free Throws

Season: 4 4x, last vs. Virginia Tech, 1/30/19
 Career: 4 4x, last vs. Virginia Tech, 1/30/19
 ACC: 4 2x, last vs. Virginia Tech, 1/30/19

Free-Throw Attempts

Season: 5 vs. Fresno State, 11/23/18
 Career: 5 vs. Fresno State, 11/23/18
 ACC: 4 4x, last vs. Virginia Tech, 1/30/19

3-Point Field Goals

Season: 2 2x, last vs. Florida State, 1/27/19
 Career: 3 Wake Forest, 2/7/18
 ACC: 3 Wake Forest, 2/7/18

3-Point Field-Goal Attempts

Season: 4 Florida Atlantic, 12/22/18
 Career: 4 3x, last vs. FAU, 12/22/18
 ACC: 4 2x, last at Notre Dame, 2/19/18

Minutes

Season: 37 at Penn, 12/4/18
 Career: 37 at Penn, 12/4/18
 ACC: 30 Virginia Tech, 1/30/19

WAARDENBURG'S CAREER STATISTICS										3-Point				Free Throws			Rebounds				Scoring				
Season	GP	GS	Min.	Avg.	FG	FGA	Pct.	FG	FGA	Pct.	FT	FTA	Pct.	Off.	Def.	Tot.	Avg.	PF	FO	Ast.	TO	Blk	Stl	Pts.	Avg.
2017-18	21	0	310	14.8	24	58	.414	14	32	.438	7	8	.875	26	33	59	2.8	31	0	17	14	9	10	69	3.3
2018-19	20	11	486	24.3	36	91	.396	10	34	.294	27	37	.730	22	50	72	3.6	38	0	25	25	3	8	109	5.5
TOTAL	41	11	796	19.4	60	149	.403	24	66	.364	34	45	.756	48	83	131	3.2	69	0	42	39	12	18	178	4.3

2018-19 MIAMI BASKETBALL ROSTER

NUMERICAL

No.	Name	Yr.	Pos.	Ht.	Wt.	Hometown/Previous School
0	Chris Lykes	So.	G	5-7	157	Mitchellville, Md./Gonzaga College HS
1	Dejan (DJ) Vasiljevic	Jr.	G	6-3	184	Melbourne, Australia/Australian Institute of Sport
2	Willie Herenton	So.	G	6-1	178	Lincolnshire, Ill./Stevenson HS
3	Anthony Lawrence II	Sr.	G	6-7	207	St. Petersburg, Fla./Lakewood Senior HS
5	Zach Johnson	R-Sr.	G	6-2	192	Miami, Fla./Florida Gulf Coast Univ./Norland HS
10	Dominic Proctor	So.	G	6-6	190	Las Vegas, Nev./Bishop Gorman HS
13	Anthony Mack	R-Fr.	G	6-6	214	Las Vegas, Nev./Wyoming/Blair Academy (N.J.)
14	Rodney Miller Jr.	Jr.	C	7-0	255	Laurelton, N.Y./Oak Hill Academy
15	Ebuka Izundu	Sr.	C	6-10	232	Charlotte, N.C./Victory Christian Center
21	Sam Waardenburg	R-So.	F	6-10	216	Auckland, New Zealand/Rangitoto College
22	Deng Gak	R-Fr.	F	6-10	211	Sydney, Australia/Blair Academy (N.J.)
23	Kameron McGusty [^]	Jr.	G	6-5	192	Katy, Texas/Oklahoma/Sunrise Christian Acad. (Kan.)

ALPHABETICAL

No.	Name	Yr.	Pos.	Ht.	Wt.	Hometown/Previous School
2	Willie Herenton	So.	G	6-1	178	Lincolnshire, Ill./Stevenson HS
22	Deng Gak	R-Fr.	F	6-10	211	Sydney, Australia/Blair Academy (N.J.)
15	Ebuka Izundu	Sr.	C	6-10	232	Charlotte, N.C./Victory Christian Center
5	Zach Johnson	R-Sr.	G	6-2	192	Miami, Fla./Florida Gulf Coast Univ./Norland HS
3	Anthony Lawrence II	Sr.	G	6-7	207	St. Petersburg, Fla./Lakewood Senior HS
0	Chris Lykes	So.	G	5-7	157	Mitchellville, Md./Gonzaga College HS
13	Anthony Mack	R-Fr.	G	6-6	214	Las Vegas, Nev./Wyoming/Blair Academy (N.J.)
23	Kameron McGusty [^]	Jr.	G	6-5	192	Katy, Texas/Oklahoma/Sunrise Christian Acad. (Kan.)
14	Rodney Miller Jr.	Jr.	C	7-0	255	Laurelton, N.Y./Oak Hill Academy
10	Dominic Proctor	So.	G	6-6	190	Las Vegas, Nev./Bishop Gorman HS
1	Dejan (DJ) Vasiljevic	Jr.	G	6-3	184	Melbourne, Australia/Australian Institute of Sport
21	Sam Waardenburg	R-So.	F	6-10	216	Auckland, New Zealand/Rangitoto College

[^] sitting out 2018-19 season per NCAA transfer regulations

Head Coach: Jim Larrañaga, Providence '71, eighth season

Associate Head Coach: Chris Caputo, Westfield State (Mass.) '02, eighth season

Assistant Coach: Alvin "Pooh" Williamson, Tulsa '95, first season

Assistant Coach: Adam Fisher, Penn State '06, fourth season

Director of Operations: Lamont Franklin, UNC Wilmington '97, second season

Strength & Conditioning Coach: Casey Cathrall, Ithaca College '12, first season

Athletic Trainer: Javier Jimenez, Temple '06, third season

Associate Director of Operations: Jeff Dyer, Delaware '14, second season

PRONUNCIATION GUIDE

Gak..... Gack
 Herenton..... HAIR-un-tun
 Ebuka Izundu..... ee-BOO-kuh ee-ZOON-du
 DJ Vasiljevic Vuh-SEE-luh-vitch
 Waardenburg WAR-dun-berg

HC Jim Larrañaga LARE-uh-NAY-guh
 AC Chris Caputo..... Cuh-POO-toe
 SC Casey Cathrall Cuh-THRALL
 AT Javier Jimenez..... Hah-VEE-air Him-EN-ez

ROSTER BY CLASS

Seniors (3)

Ebuka Izundu
 Zach Johnson
 Anthony Lawrence II

Sophomores (4)

Willie Herenton
 Chris Lykes
 Dominic Proctor

Juniors (3)

Kameron McGusty
 Rodney Miller Jr.
 DJ Vasiljevic

Sam Waardenburg

Freshmen (2)

Deng Gak
 Anthony Mack

ROSTER BY STATE

2 Florida
 2 Nevada
 1 Illinois
 1 Maryland
 1 New York
 1 Texas

ROSTER BY COUNTRY

8 United States
 2 Australia
 1 New Zealand
 1 Nigeria

GEOGRAPHIC BREAKDOWN

UNITED STATES

Florida

Zach Johnson
 Anthony Lawrence II

Illinois

Willie Herenton

Maryland

Chris Lykes

Nevada

Anthony Mack
 Dominic Proctor

New York

Rodney Miller Jr.

Texas

Kameron McGusty

INTERNATIONAL

Australia

DJ Vasiljevic
 Deng Gak

New Zealand

Sam Waardenburg


Nigeria

Ebuka Izundu

TV/RADIO ROSTER



0 CHRIS LYKES
So. • G • 5-7 • 157
Mitchellville, Md.
Gonzaga College HS



1 DEJAN (DJ) VASILJEVIC
Jr. • G • 6-3 • 184
Melbourne, Australia
Australian Institute of Sport



2 WILLIE HERENTON
So. • G • 6-1 • 178
Lincolnshire, Ill.
Stevenson HS




3 ANTHONY LAWRENCE II
Sr. • G • 6-7 • 207
St. Petersburg, Fla.
Lakewood Senior HS




5 ZACH JOHNSON
R-Sr. • G • 6-2 • 192
Miami, Fla.
Florida Gulf Coast/Norland HS



10 DOMINIC PROCTOR
So. • G • 6-6 • 190
Las Vegas, Nev.
Bishop Gorman HS




13 ANTHONY MACK
R-Fr. • G • 6-6 • 214
Las Vegas, Nev.
Wyoming/Blair Academy (N.J.)



14 RODNEY MILLER JR.
Jr. • C • 7-0 • 255
Laurelton, N.Y.
Oak Hill Academy



15 EBUKA IZUNDU
Sr. • C • 6-10 • 232
Charlotte, N.C.
Victory Christian Center



21 SAM WAARDENBURG
R-So. • F • 6-10 • 216
Auckland, New Zealand
Rangitoto College



22 DENG GAK
R-Fr. • F • 6-10 • 211
Sydney, Australia
Blair Academy (N.J.)



23 KAMERON MCGUSTY
Jr. • G • 6-5 • 192
Katy, Texas
Oklahoma/Sunrise Christian Acad. (Kan.)



JIM LARRAÑAGA
Head Coach



CHRIS CAPUTO
Associate Head Coach



ALVIN "POOH" WILLIAMSON
Assistant Coach



ADAM FISHER
Assistant Coach



LAMONT FRANKLIN
Director of Operations