

miami

CONTACT: Amy (Woodruff) LaBrie, Associate Communications Director

O: (305) 284-3241 | C: (813) 410-1194

LaBrie@miami.edu | @CanesHoops

2015-16 SCHEDULE

DATE	OPPONENT	RADIO	TV	TIME
Nov. 13	UT Rio Grande Valley	\$	ESPN3	W, 86-59
Nov. 16	Louisiana	^	RSN	W, 93-77

Puerto Rico Tip-Off

Nov. 19	vs. Mississippi State	^	ESPN2	W, 105-79
Nov. 20	vs. No. 16 Utah	\$	ESPNU	W, 90-66
Nov. 22	vs. No. 22/20 Butler	\$	ESPN2	W, 85-75
Nov. 27	[15/19] Northeastern	^	ESPN3	L, 77-78
Dec. 1	[21] at Nebraska	^	ESPNUW	W, 77-72OT
Dec. 5	[21] Charlotte	\$	ESPN3	W, 88-60
Dec. 8	[17/20] RV Florida	^	ESPN2	W, 66-55
Dec. 19	[15/19] Co. of Charleston	^	FS South	W, 85-63
Dec. 22	[13/16] at La Salle	^	CBS SN	W, 95-49
Dec. 29	[13/15] Princeton	^	ESPN3	W, 76-64

Jan. 2	[13/15] Syracuse	\$	ACCN	W, 64-51
Jan. 9	[12/11] Florida State	\$	ESPN2	W, 72-59
Jan. 12	[8/9] at #13/11 Virginia	\$	ESPNU	L, 58-66
Jan. 16	[8/9] at Clemson	\$	ACCN	L, 65-76
Jan. 20	[15/14] at Boston College	\$	RSN	W, 67-53
Jan. 23	[15/14] Wake Forest	\$	ACCN	W, 77-63
Jan. 25	[15/13] No. 24/20 Duke	\$	ESPN	W, 80-69
Jan. 30	[15/13] at RV NC State	\$	ACCN	L, 69-85
Feb. 3	[17/15] RV Notre Dame	\$	ESPN2	W, 79-70
Feb. 7	[17/15] at Georgia Tech	\$	ESPNU	W, 75-68
Feb. 9	[12/11] -RV Pittsburgh	^	ESPNU	W, 65-63
Feb. 14	[12/11] at Florida State	\$	ESPNU	6:30 p.m.
Feb. 17	Virginia Tech	\$	RSN	9 p.m.
Feb. 20	at No. 9/8 North Carolina	\$	CBS	1 p.m.
Feb. 22	No. 7 Virginia	\$	ESPN	7 p.m.
Feb. 27	No. 13/- Louisville	^	ACCN	2 p.m.
March 2	at RV Notre Dame	\$	ESPN2	7 p.m.
March 5	at Virginia Tech	\$	ACCN	4 p.m.

ACC Tournament, Washington, D.C.

March 8-12 ESPN/E2/EU

Game times listed in ET and subject to change.

Home games played in the BankUnited Center

[] Miami's AP / USA TODAY ranking

RSN - Regional Sports Network ACCN - ACC Network

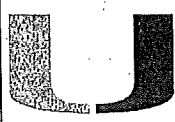
\$ 560 WQAM Radio ^ WHIM 1080 Radio

All ACC games on ESPN will also be available on WatchESPN

All ACC games on ACCN or RSN will also be available on ESPN3

MIAMI HISTORY & RECORDS

The Canes' stats, notes and almanac are online at:
<http://gocan.es/mbbnotes>.



2015-16



12/11 MIAMI
HURRICANES
 19-4 (8-3)

LEADERS

Points per Game

Sheldon McClellan, 16.4
 Ja'Quan Newton, 11.6

Rebounds per Game

Tonye Jekiri, 9.8

Assists per Game

Angel Rodriguez, 4.4

FLORIDA STATE
SEMINOLES
 16-8 (6-6)

LEADERS

Points per Game

Malik Beasley, 17.3
 Dwayne Bacon, 16.2

Rebounds per Game

Dwayne Bacon, 5.8

Assists per Game

Xavier Rathan-Mayes, 4.9

SETTING THE SCENE

Feb. 14, 2016 | 6:30 p.m.

Donald L. Tucker Center | Tallahassee, Fla.

TV: ESPNU

Radio: 560 WQAM | Sirius 81 | XM 81

Web: ESPN3

Coach Jim Larrañaga ranks in the top 60 on the list of winningest coaches all-time, and top 15 amongst active coaches vs. major schools. After leading Miami to the 2013 NCAA Sweet 16 and winning the school's first ACC regular season and tournament championships, Larrañaga was honored as the AP, Naismith, USBWA Henry Iba, Adolph Rupp Cup and ACC Coach of the Year.



THE GAME

No. 12/11 Miami travels to Tallahassee, Fla., to face Florida State on Feb. 14 at 6:30 p.m.

THE BROADCASTS

Catch the game on ACC Sunday Night Basketball on ESPNU with Anish Shroff and Cory Alexander on the call. Also check out the game on 560 WQAM radio with Joe Zagacki, the Voice of the Hurricanes.

THE COACH

Head coach Jim Larrañaga has a 580-387 overall record in his 32nd season as a head coach. He is 110-53 in his fifth season at the University of Miami, with a 49-32 mark in ACC play.

THE POLLS (as of Feb. 11)

AP: Miami - 12, Florida State - NR USA TODAY: Miami - 11, Florida State - NR

KenPom.com: Miami - 14, Florida State - 40 NCAA RPI: Miami - 11, Florida State - 39

Miami's 12-consecutive weeks in the polls tie the school record from 2001-02.

UM has been ranked in the AP's top 15 nine weeks this season, one short of the school record 1959-60 season, and tying the 2012-13 season.

The Canes are ranked 12-or-better in the AP for the third time this season, 10th time under Coach L, 14th time since 1985-86 and 21st time since 1959-60.

THE WEATHER

Game day temperatures: Coral Gables - 71/63; Tallahassee, Fla. - 61/43.

THE SERIES

Miami is 34-42 in the all-time series against Florida State, which dates back to the 1950-51 season. The Canes are 27-12 at home against the Seminoles, 7-28 on the road and 0-2 at neutral sites. Miami is 6-4 against FSU under Coach L.

THE NOTE

Senior guard Sheldon McClellan is the second-most efficient offensive player in the country, according to KenPom.com, among players used in 20 percent of possessions. McClellan has posted the seventh-best shooting percentage (53.4%) in the country among guards, and has the top shooting percentage among guards in the ACC, according to stats on NCAA.org on Feb. 11. McClellan's 2-point shooting percentage is 61.8 percent this season.

The Houston native is currently on three national player of the year midseason watch lists: Naismith Trophy Men's College Player of the Year, Oscar Robertson Trophy for Men's National Player of the Year and Jerry West Shooting Guard of the Year Award.

CANES IN THE POLLS IN 2015-16

	AP	USA TODAY	NCAA RPI
Preseason	RV (48)	RV (11)	
11/16	RV (37)	RV (2)	
11/23	15	19	
11/30	21	21	
12/7	17	20	36
12/14	15	19	33
12/21	13	16	16
12/28	13	15	16
1/4	12	11	15
1/11	8	9	15
1/18	15	14	17
1/25	15	13	14
2/1	17	15	16
2/8	12	11	14

MIAMI IN THE AP POLL

Current streak	All-Time Top 15	Top 25
12 weeks*	34	65

*school record is 12-straight weeks in 2001-02

2015-16 ROSTER

NAME	YR.	POS.	HT.	WT.	HOMETOWN PREVIOUS SCHOOL (S)
0 Ja'Quan Newton	So.	G	6-2	180	Philadelphia, Pa. / Neumann-Goretti HS Knack for getting into the lane off the dribble ... Improved defensively over the summer ... Reserve point guard.
3 Anthony Lawrence, Jr.	Fr.	G	6-7	210	St. Petersburg, Fla. / Lakewood Senior Athletic and can attack the basket with authority ... Son of a high school coach ... PG in high school, small forward at Miami.
5 Davon Reed	Jr.	G	6-6	210	Ewing, N.J. / Princeton Day School (N.J.) 2015 NIT All-Tournament Team ... Can knock down a three or take it to the rim with authority ... Guards multiple positions.
10 Sheldon McClellan	RSr.	G	6-5	200	Houston, Texas / Texas / Bellaire Jerry West Award, Naismith Trophy and Robertson Trophy watch lists ... 2015 NIT All-Tournament Team ... 2015 ACSMA All-ACC H.M.
12 James Palmer	So.	G	6-5	202	Washington, D.C. / St. John's College HS Can play positions 1-4 ... Good pull-up jumper and can make 3-pointers ... Knocked down 5-of-5 3-point attempts at Virginia Tech in 2015.
13 Angel Rodriguez	RSr.	G	5-11	185	Cupey, P.R. / Kansas State / Dr. Krop HS Puerto Rico Tip-Off MVP ... 2015 ACSMA All-ACC H.M. ... Floor general ... Vocal and physical leader.
15 Ebuka Izundu	Fr.	C	6-10	210	Charlotte, N.C. / Victory Christian Center / Nigeria 6-foot-10-inches tall, with 7-3 wingspan ... Great touch around the basket ... Moved to U.S. in 2013 to pursue basketball career.
20 Mike Robinson	Fr.	G	5-10	170	New Britain, Conn. / New Britain HS Team's student manager turned walk on ... Played basketball, football and was on track team in high school ... Good quickness.
21 Kamari Murphy	RJr.	F	6-8	220	Brooklyn, N.Y. / Oklahoma State / IMG / Lincoln HS Explosive athlete with pogo-stick type hops ... Takes pride in defense ... Can guard positions 1-5 ... Great straight-line driver.
23 Tonye Jekiri	Sr.	C	7-0	248	Hialeah, Fla. / Champagnat Catholic School / Nigeria ACC Player of the Week, Nov. 23 ... Led league with 10.9 rebounds in ACC games and 9.9 rpg in all games, 2015 ... ACC All-Defensive Team.
33 Ivan Cruz Uceda	Sr.	F	6-10	217	Madrid, Spain / Harcum College (Pa.) Transformed body losing 20 pounds and dropping body fat from 24% to 9% in summer of 2015 ... Inside-outside player ... Great shooter.
35 Chris Stowell	So.	F	6-6	190	Exeter, N.H. / Tilton School (N.H.) / Exeter HS Walk on with good athleticism ... Continuously improving his strength ... Speaks English, Spanish, some Italian, Russian, Chinese & Hebrew.

REDSHIRT (Will sit 2015-16 season after transferring from San Jose State)

1 Rashad Muhammad*	Jr.	G	6-6	160	Las Vegas, Nev. / San Jose State / Bishop Gorman HS Big-time scorer with deep range ... Led SJSU in scoring two-straight seasons, 13.9 ppg as a sophomore and 13.2 ppg as a rookie.
--------------------	-----	---	-----	-----	--

LARRAÑAGA BY THE NUMBERS

5 - Coach Jim Larrañaga is one of five ACC coaches with a Final Four appearance to his credit. In 2006, Larrañaga became the first coach at a mid-major school to take his team to the NCAA Final Four in 27 years.

6 - In 31 years of coaching, Jim Larrañaga has a winning record in the NCAA Tournament, a 7-5 mark in six appearances.

7 - Larrañaga is no stranger to the ACC. In his seven seasons as an assistant coach at Virginia, the Cavaliers participated in the NCAA Final Four in 1981 and 1984, won three ACC Championships and finished in the Top 5 of the rankings.

10 - The 2015-16 marks the 10th anniversary of Larrañaga's Cinderella run to the 2006 NCAA Final Four with George Mason. Both associate head coach Chris Caputo and director of operations James Johnson were on that GMU staff.

15 - Larrañaga has made 15 postseason appearances in the past 26 years, including six NCAA tournaments.

32 - Larrañaga is in his 32nd year as a head coach and has successfully transitioned three institutions into successful programs: Miami, Bowling Green and George Mason.

500 - Coach L is one of five ACC coaches with 500 or more wins.

LARRAÑAGA - WHY MIAMI?

Along with returning to the best basketball conference in the country, Coach L had a few personal reasons for accepting the head coaching job at Miami. Coach's grandfather was from Cuba, where he produced the Larrañaga [lare-en-YAH-ga] cigar. Coach's father was raised in Key West before moving to The Bronx, N.Y., getting married and raising six children. Coach L was raised in The Bronx, but vacationed to Florida as a boy. He also has owned a house in Sarasota - which he bought from Dick Vitale's daughter - and three of his siblings have retired to Florida.

LAST TIME OUT - #12/11 MIAMI 65, PITTSBURGH 63

Angel Rodriguez scored on an offensive rebound with 1.4 seconds left Tuesday, and the No. 12-ranked Miami Hurricanes edged Pittsburgh 65-63. With the game tied, the Hurricanes missed two shots in the final 6 seconds and Pitt's Ryan Luther batted the ball before Rodriguez charged into the lane and slapped it into the basket with his left hand. That was the only offensive rebound of the game for the 5-foot-11 Rodriguez, who had 17 points and eight assists. The Hurricanes (19-4, 8-3 Atlantic Coast Conference) trailed by eight points in the first half but won for the sixth time in the past seven games. Pittsburgh (17-6, 6-5) has lost two straight for the first time this season. Pitt overcame a 55-49 deficit and took its final lead at 58-57 on Sheldon Jeter's fast-break dunk. Miami went ahead 63-58, but the Panthers tied it on James Robinson's 3-pointer with 31 seconds left. The Hurricanes then ran the clock down to 6 seconds. Sheldon McClellan missed a 3-pointer, and Davon Reed missed a follow before Rodriguez scored, and then raised his right fist in triumph as the crowd erupted. Robinson missed a shot from midcourt at the final buzzer. The Panthers' Jamel Artis shot 2 for 10 and scored a season-low five points, 10.5 below his average. Luther had 12 points and seven rebounds off the bench, and Michael Young scored 12 points. Seven-footer Tonye Jekiri played only 6 minutes in the first half after picking up two fouls but finished with 10 points and 10 rebounds for the Hurricanes, who shot 52 percent in the second half. The Panthers led for most of the first half, and their largest margin was 27-19. McClellan drove the length of the court and sank a buzzer-beating 3-pointer to cut Pitt's lead to 33-29. That marked the start of an 18-4 run by the Hurricanes. Jekiri made three consecutive Miami baskets, hustled for the rebound that set up a 3-pointer and even forced a turnover at midcourt that led to another score. When the flurry ended, the Hurricanes led 44-37.

PRONUNCIATIONS

Players

33 Ivan Cruz Uceda	E-von Cruise Ew-say-duh
15 Ebuka Izundu	E-boo-kuh E-zoon-do
23 Tonye Jekiri	Tahn-yay Jah-KEER-EE
21 Kamari Murphy	Kuh-mar-EE
0 Ja'Quan Newton	Juh-Quan
5 Davon Reed	Day-von
35 Chris Stowell	Stole

Coaches

Jim Larrañaga	LARE-uh-NAY-guh
Chris Caputo	Ca-poo-toe

Locations

Cupey, P.R.	kew-pay
Champagnat School	schomp-un-yah

CLASS BREAKDOWN

Seniors	Ivan Cruz Uceda, Tonye Jekiri, Sheldon McClellan, Angel Rodriguez
Juniors	Kamari Murphy, Davon Reed, Rashad Muhammad (RS)
Sophomores	Ja'Quan Newton, James Palmer, Chris Stowell
Freshmen	Ebuka Izundu, Anthony Lawrence, Mike Robinson

GEOGRAPHIC BREAKDOWN

Nigeria	Tonye Jekiri
	Ebuka Izundu
Puerto Rico	Angel Rodriguez
Spain	Ivan Cruz Uceda
United States	
Connecticut	Mike Robinson
Florida	Anthony Lawrence, Jr.
Nevada	Rashad Muhammad
New Hampshire	Chris Stowell
New Jersey	Davon Reed
New York	Kamari Murphy
Pennsylvania	Ja'Quan Newton
Texas	Sheldon McClellan
Washington, D.C.	James Palmer

PRESEASON

October 2015

1. North Carolina
2. Virginia
3. Duke
4. Notre Dame
5. Miami
6. Florida State
7. Louisville
8. NC State
9. Syracuse
10. Pitt
11. Wake Forest
12. Clemson
13. Georgia Tech
14. Virginia Tech
15. Boston College

ACC RANKINGS

Feb. 11, 2016

North Carolina	9-2	20-4
Virginia	9-3	20-4
Louisville	8-3	19-5
Miami	8-3	19-4
Notre Dame	8-4	17-7
Duke	7-4	18-6
Syracuse	7-5	17-8
Clemson	7-5	14-10
Pitt	6-5	17-6
Florida State	6-6	16-8
Virginia Tech	5-7	13-12
Georgia Tech	3-8	13-11
NC State	2-9	12-12
Wake Forest	1-11	10-14
Boston College	0-11	7-17

SERIES VS. FLORIDA STATE

Overall	FSU leads 42-34
Games at Miami	27-12
Games at Tallahassee	7-28
Games on neutral courts	0-2
Current streak	Miami won 2
Last meeting	Jan. 9, 2016, W, 72-59
Last Miami win	Jan. 9, 2016, W, 72-59
Last FSU win	Feb. 1, 2015, 55-54
Larrañaga at UM vs FSU	6-4
Larrañaga all-time vs. FSU	6-4

MIAMI AS A RANKED TEAM VS. OPPONENTS
Ranked by either or both polls

WHILE RANKED IN TOP 25 ALL-TIME

Overall	93-39
Overtime + 2OT	5-1
Single Overtime	4-1
Double Overtime	1-0

WHILE RANKED SINCE REBIRTH (1985-86)

Overall	75-33
Overtime + 2OT	3-1
Single Overtime	2-1
Double Overtime	1-0

WHILE RANKED SINCE JOINING ACC (04-05)

Overall	45-19
Overtime + 2OT	1-1
Single Overtime	1-1
Double Overtime	0-0
In top 5	12-4
In top 15 (in at least one poll)	26-9

WHILE RANKED UNDER COACH L

Overall	34-12
Overtime + 2OT	1-0
Single Overtime	1-0
Double Overtime	0-0
In top 5	12-4
In top 15 (in at least one poll)	26-9

EYEING MILESTONES - UM RECORD BOOK

Career Blocks		
1. Contantini Popa, 1991-95	263	
7. Dennis Burns, 1985-89	123	
8. Tonye Jekiri, 2012-p	118	
Career Rebounds		
7. Reggie Johnson, 2009-13	842	
8. Tonye Jekiri, 2012-p	827	
9. Anthony King, 2003-08	824	

20-POINT GAMES IN 2015-16

27 - Sheldon McClellan vs. #16 Utah, 11-20-15
24 - Sheldon McClellan vs. Florida, 12-8-15
22 - Sheldon McClellan at Georgia Tech, 2-7-16
22 - Sheldon McClellan vs. Syracuse, 1-2-16
21 - Sheldon McClellan vs. #24/20 Duke, 1-25-16
21 - Sheldon McClellan vs. Florida State, 1-9-16
20 - Tonye Jekiri vs. #16 Utah, 11-20-15
20 - Ja'Quan Newton vs. Charleston, 12-19-15
20 - Ivan Cruz Uceda at La Salle, 12-22-15

DOUBLE-DOUBLES IN 2015-16

Tonye Jekiri	
20p, 12r - vs. #16 Utah, 11-20-15	
12p, 12r - vs. #22/20 Butler, 11-22-15	
10p, 14r - at La Salle, 12-22-15	
10p, 10r - vs. Pittsburgh, 2-9-16	
Angel Rodriguez	
13p, 11a - vs. Duke, 1-25-16	

McCLELLAN MOST EFFICIENT PLAYER IN THE ACC

Senior Sheldon McClellan is the second most efficient player in the ACC and No. 10 in the nation, according to KenPom.com. He is also No. 2 in the nation among players with 20 percent-or-more possessions used. In two games last week, he hit 80 percent (12-15) of his shots from the field, was 4-of-4 from three and 6-of-8 at the line. At Georgia Tech, he posted his sixth 20-point game of the season. Miami is 6-0 when McClellan scores 20 points or more.

CANES 12TH IN NATION IN FT PERCENTAGE

Miami has connected on 398-of-524 (76.0%) shots at the free throw line, while opponents have just 387 attempts at the charity stripe. UM averages 17.3 points per game at the line, and has posted a +11.9 scoring margin overall this season. Miami ranks 12th in the nation in free throw percentage. The Canes have drawn 449 fouls, while committing only 386, which ranks UM No. 20 in the country in fewest fouls.

NEWTON BEST SIXTH MAN IN THE COUNTRY

Dick Vitale has lauded Miami sophomore Ja'Quan Newton as the "best sixth man in the country." Newton has immensely improved his stats from last year, and has scored in double digits 18 times this season.

	GP	PPG	FG%	3FG	FT%	10+Pts	Reb	Ass	MPG	Stl
2015-16	23	11.6	48.6	9/24	74.8	18	60	59	22.3	22
2014-15	34	4.0	40.5	4/10	64.1	4	43	47	13.5	8

In Miami's eight ACC victories Newton has averaged 12.6 points and 2.4 assists per game, hitting 52.2 percent from the field. In the Canes' three losses he has put up 8.0 points and 1.3 assists per outing, knocking down only 30.8 percent of his shots.

RODRIGUEZ TOPS 500 CAREER ASSISTS

Senior Angel Rodriguez has dished out 501 career assists, with 227 at Miami and 274 at Kansas State. In his last five games, the native of Puerto Rico has averaged 7.2 assists per game, with at least five per outing. He posted 11 assists vs. Duke and eight against Pittsburgh during that stretch.

REED MAKING MOVES

Junior Davon Reed has hit 50.0 percent from the field and 38.9 percent from three in the past five games for a 12.2 points per game average after starting the first six ACC games by shooting only 37.5 percent from the field and 31.8 percent from distance for a 9.2 ppg average. He also has just one turnover in the past five games after starting with 12 turnovers in the first six outings.

McCLELLAN CLOSING IN ON 1,000 POINTS AT MIAMI

Sheldon McClellan has tallied 921 points in 61 games at Miami. Added to his 843 points at Texas, he is also closing in on 2000 career points.

ONE MORE VICTORY FOR MIAMI

One more victory would give Coach Larrañaga his fourth 20-win season in five years at the U, and his 10th career 20-win season. It would be Miami's seventh 20-win season since joining the ACC for the 2004-05 campaign.

CRAZY EIGHTS IN ACC PLAY

Just 11 games into the league schedule, Miami has already won eight games in ACC play. In five seasons under Coach Jim Larrañaga, the Canes have won seven-or-more ACC games each season. Prior to the arrival of Coach L, Miami had eight wins or more in only one campaign, when UM was 8-8 in 2007-08.

JEKIRI ON THE BOARDS

In 127 games at Miami senior Tonye Jekiri has grabbed 827 rebounds, eighth-most in Miami history. He has improved his rebounds per game from 1.6 as a rookie to 9.8 as a senior. He also has grabbed double-digit rebounds in 37 games over the past two seasons (60 games played), after doing so just three times in his first 67 outings.

Year	GP	RPG	High	10+	12+	15+
2015-16	23	9.8	17	15x	8x	1x
2014-15	37	9.9	17	21x	12x	7x

McCLELLAN IN THE SECOND HALF

In both his junior and senior campaigns at Miami, Sheldon McClellan has picked up his scoring in the second half of games.

2015-16	PPG	FG%	3FG%	FT%	ACC: PPG	FG%	3FG%	FT%
1st	6.7	50.0	32.6	84.8	6.3	50.0	30.0	78.6
2nd	9.4	56.8	47.7	87.5	10.6	53.2	37.0	87.2
2014-15	2014-15 ACC							
1st	5.7	43.1	27.6	78.0	5.6	40.5	31.0	86.4
2nd	8.6	53.7	44.3	83.9	8.1	52.1	38.2	81.4

UM SINCE JOINING THE ACC IN 2004-05

Season	Overall	W-L	ACC Rank/Seed	Post Season
2004-05	16-13	7-9	16/6	0-1 NIT 0-1
2005-06	18-16	7-9	17/8	1-1 NIT 2-1
2006-07	12-20	4-12	12/12	1-1
2007-08	23-11	8-8	15/5	1-1 NCAA 1-1
2008-09	19-13	7-9	17/9	0-1 NIT 1-1
2009-10	20-13	4-12	12/12	2-1
2010-11	21-15	6-10	9/9	1-1 NIT 2-1
2011-12	20-13	9-7	14/6	1-1 NIT 1-1
2012-13	29-7	15-3	1/1	3-0 NCAA 2-1
2013-14	17-16	7-11	10/10	1-1
2014-15	25-13	10-8	6/6	1-1 NIT 4-1
2015-16	19-4	8-3		

SINCE THE ARRIVAL OF COACH L IN 2011-12 ...
(only includes teams while in the ACC, not with previous conference affiliations)
(AS OF 2014-15 STATS)

- Miami won ACC regular season and ACC tournament championships in 2013.
- Miami has 29 overall road wins, the most in the conference, leading 28 from North Carolina and Virginia and 26 from Duke.
- Miami has posted a 7-5 combined record against Duke (3-2) and North Carolina (4-3).
- Miami has the fourth-most ACC wins (41) in league play, behind Duke (55), Virginia (52) and North Carolina (50).
- Miami has the fourth-most ACC road wins (19) in league play, behind Duke (24), North Carolina (23) and Virginia (21).
- Miami is tied for the fourth-most ACC home wins (22), behind Duke and Virginia (31), North Carolina (27) and tied with Florida State and NC State (22).
- Miami is one of four schools with six or more wins in the ACC Tournament: North Carolina 7, NC State 7, Miami 6, Florida State 6.
- Miami is one of six ACC schools with a winning record in the NCAA tournament: Duke, Louisville, Miami, North Carolina, NC State, Notre Dame.
- Miami's seeds in the ACC Tournament have been No. 1, No. 6 (2x) and No. 10.
- Miami is one of 10 ACC teams to make an NCAA tournament appearance.
- Miami played in the championship game of the NIT in 2015.
- One ACC Coach of the Year, one ACC Player of the Year, ACC Defensive Player of the Year, one ACC Tournament MVP, four ACC All-Tournament, one first-team All-ACC, one second-team All-ACC, three third-team All-ACC, five honorable mention All-ACC, one ACC All-Rookie Team and four ACC All-Defensive Team selections.
- Miami has the most lopsided win over Duke (27 points) and second-most lopsided wins over Boston College (27 points), North Carolina (26 points) and Florida State (24 points) of any ACC team.
- Miami has won eight ACC games by 20 or more points: Boston College (27, 22, 22 and 21), Duke (27), North Carolina (26), Florida State (24) and Virginia Tech (24).

IN THE FOUR YEARS PRIOR TO THE ARRIVAL OF COACH L (2007-11) ...

- Miami posted the ninth-most ACC wins (25) in the league, ahead of NC State (20), Virginia (21) and Georgia Tech (21).
- Miami recorded 83 overall wins, tied for sixth-most in the ACC.
- Miami's seeds in the ACC Tournament were No. 5, No. 9 (2x) and No. 12.
- Miami was 1-12 combined against Duke and UNC.
- Miami had one first-team All-ACC, one third-team All-ACC, one honorable mention All-ACC, one ACC All-Rookie Team and one ACC Tournament Team selection.

UM COMMUNICATIONS

MBB Contact Amy (Woodruff) LaBrie
Associate Director of Communications
Work/Cell (305) 284-3241 / (813) 410-1194
E-mail LaBrie@miami.edu
Ass't AD for Communications Tom Symonds
Website www.HurricaneSports.com

2015-16 UM QUICK FACTS

Location Coral Gables, Fla.
Stadium BankUnited Center
Press Row 305-284-2111
Capacity 7,972
Enrollment 16,188
Founded 1925
Colors Orange, Green, White
Nickname Hurricanes
Mascot Sebastian the Ibis
Conference Atlantic Coast
President Dr. Julio Frenk
Director of Athletics Blake James
Address 5821 San Amaro Drive
Coral Gables, FL 33146

2014-15 Overall Record 25-13
Home/Away/Neutral 12-6 / 8-4 / 5-3
2014-15 ACC Record / Finish 10-8 / 1-6th
Scholarship Players Returning / Lost 7 / 3
Newcomers 3

Head Coach Jim Larranaga
Alma Mater Providence, 1971
Record at UM 110-53 / 5th season
Overall Record 580-387 / 32nd season
Chris Caputo Westfield (Mass.) State, '02
Jamal Brunt Randolph-Macon, '03
Adam Fisher Penn State, '06-'09
James Johnson Director of Operations
Jaime Vathieilli Assoc. Director of Operations
Jason Robey Athletic Trainer
Steve Felde Strength & Conditioning Coach

HISTORY

First Season of Basketball 1926
Overall All-Time Record 982-723
Year UM Joined ACC 2004-05
NCAA Appearances Seven (6-7)
1960, 1998, 1999, 2000, 2002, 2008, 2013
Last NCAA Appearance L, 71-61
Sweet 16 vs. Marquette, 2013
NIT Appearances 12 (11-12)
1961, 1963, 1964, 1995, 1997,
2001, 2005, 2006, 2009, 2011, 2015
Last NIT Appearance (2011) L, 66-64 (ot)
Championship vs. Stanford, 2015

COMMUNICATIONS POLICIES

All interview requests for assistant coaches or athletics department staff members must be approved and cleared by Amy (Woodruff) LaBrie in the UM Communications office. Credential requests are taken via e-mail to LaBrie (LaBrie@miami.edu). Any misuse of credentials will result in removal from the BankUnited Center and the permanent voiding of the credential. The UM locker room is closed at all times. For home games, Coach L and at least one Hurricane player will report to the media room for interviews following the opposing team's press conference.

QUICK HITS - ACC GAMES ONLY

- Miami's bench has scored 19.8 points per game, including 33 vs. Wake Forest and 30 vs. Notre Dame.
- The Canes have scored 31.5 points per game in the paint, including 42 paint points against both Duke and Boston College.
- Four Hurricanes are averaging at least 10.0 points per game.
- Four Canes pull down at least 3.0 rebounds per game.
- Six players are averaging at least 23.0 minutes per game.

IN ACC GAMES

- Ja'Quan Newton has scored in double digits in eight of 11 games. He has an assist in every game, and multiple assists in seven games. He has grabbed four-plus rebounds in six games. He has shot better than 40 percent in all but three games.
- Anthony Lawrence, Jr. has recorded at least one block in three of the last four games. He has scored in three-straight games after scoring only four total points over two games the first eight ACC outings. Also has at least one rebound in three-straight games.
- Davon Reed has scored in double digits in seven outings. He has hit a 3-pointer in seven games; and multiple threes in five contests. He has grabbed four-or-more rebounds in nine outings. He has a steal in nine of the last 10 games.
- Sheldon McClellan has scored 10+ in all 11 ACC outings. He has drained two shots from long range in four-straight games. McClellan has made at least 50.0 percent of his shots in six outings. He has an assist in eight games and multiple handouts in six outings. He has a steal in six games, with three in three outings. McClellan has hit four-or-more free throws in seven games.
- Angel Rodriguez has 36 assists combined in the past five games. He has three-or-more assists in nine outings. He has scored in double digits seven times. Rodriguez has five-plus steals twice. He has hit multiple threes in five outings.
- Kamari Murphy has grabbed five-or-more rebounds in seven games.
- Tonye Jekiri grabbed double-digit rebounds seven times. Jekiri has played at least 25 minutes in all 10 league games.

INDIVIDUAL QUICK HITS IN ALL GAMES

- Ja'Quan Newton has scored double-digit points in 18 games after only scoring 10+ in four games as a rookie. He has already scored 267 points as a sophomore, after tallying 135 points in 34 games a season ago.
- After scoring four points in seven ACC appearances (39 total minutes), Anthony Lawrence, Jr. notched 18 points vs. Notre Dame in 21 minutes.
- Sheldon McClellan has scored 20+ points in six outings and 14+ points in 17 games. He has scored 10+ in every ACC game, and 20+ in four outings.
- Tonye Jekiri has pulled down at least 10 rebounds in 15 games, including eight games with 12-or-more.

DOUBLE-DOUBLES

Tonye Jekiri

12p, 10r - vs Providence, 12-22-14
13p, 15r - Boston College, 01-10-15
10p, 10r - at #4/4 Duke, 01-13-15
13p, 15r - at Syracuse, 01-24-15
10p, 10r - #9/8 Louisville 02-03-15
12p, 15r - at Boston College, 02-16-15
15p, 15r - Virginia Tech, 02-18-15
13p, 15r - at #12 Louisville, 02-21-15
12p, 11r - Florida State, 02-25-15
10p, 11r - at Pittsburgh, 03-04-15
11p, 11r - vs. Notre Dame, 03-12-15
20p, 12r - vs #16 Utah, 11-20-15
12p, 12r - vs. #22/20 Butler, 11-22-15
10p, 14r - at La Salle, 12-22-15
10p, 10r - vs. Pittsburgh, 2-9-16

Sheldon McClellan

31p, 11r - at Charlotte, 11-25-14
16p, 10r - NC State, 01-22-15
16p, 11r - vs. Temple, 03-31-15

Davon Reed

10p, 12r - at Richmond, 03-24-15

Angel Rodriguez

13p, 11a - vs. #24/20 Duke, 1-25-16

20-POINT GAMES BY CURRENT PLAYERS

31 - Sheldon McClellan at Charlotte, 11-25-14
27 - Sheldon McClellan vs. #16 Utah, 11-20-15
25 - Angel Rodriguez vs Florida State, 2-25-15
25 - Angel Rodriguez vs #3 Virginia, 1-3-15
24 - Sheldon McClellan vs. Florida, 12-15-15
24 - Sheldon McClellan at Boston College, 2-16-15
24 - Angel Rodriguez at #4 Duke, 1-13-15
24 - Angel Rodriguez at #8/7 Florida, 11-17-14
22 - Sheldon McClellan at Georgia Tech, 2-7-16
22 - Sheldon McClellan vs. Syracuse, 1-2-16
21 - Sheldon McClellan vs. #24/20 Duke, 1-25-16
21 - Sheldon McClellan vs. Florida State, 1-9-16
21 - Sheldon McClellan vs Virginia Tech, 2-18-15
20 - Tonye Jekiri vs. #16 Utah, 11-20-15
20 - Sheldon McClellan at Pittsburgh, 3-4-15
20 - Ja'Quan Newton vs. Co. of Charleston, 12-19-15
20 - Ivan Cruz Uceda at La Salle, 12-22-15

FIRSTS UNDER JIM LARRANAGA AT MIAMI

First game: Nov. 11, 2011 vs. Tennessee Tech. W, 69-58
First starting lineup: Malcolm Grant, Durand Scott, Garrius Adams, Erik Swoope, Kenny Kadji
First opening tip: Miami - Kenny Kadji
First UM FG: 18:38, Durand Scott, 3-pointer
First lead: 18:38, 3-0
First halftime score: Tennessee Tech 32, Miami 27
First win: Nov. 11, 2011, Miami 69, Tennessee Tech 58
Attendance at first game: 3,600
First loss: Nov. 25, 2011 at Ole Miss, 64-61 (OT)
First road win: Dec. 22, 2011 at Charlotte, 76-61
First ACC game: Jan. 7, 2012 at Virginia, L, 52-51
First ACC win: Jan. 18, 2012 vs. Clemson, 76-73
First ACC regular season title: 2012-13
First NIT championship game appearance: April 2, 2015

JIM LARRANAGA - PROGRAM CHANGER

In Coach L's Four Seasons at Miami...

- ACC Regular Season and Tournament Championships
- .650 winning percentage
- Three 20-win seasons in four years
- Three postseason appearances with seven victories
- 15 ACC wins in 2013
- One All-American

Seven Seasons before Coach L at UM...

- .561 winning percentage
- Best conference finish was fifth place
- One NCAA Tournament appearance
- Most ACC wins in a season was eight

In Coach L's 14 Seasons at George Mason...

- .626 winning percentage
- 13-straight winning seasons
- A Final Four appearance
- Five trips to the NCAA Tournament
- Nine postseason appearances
- First national ranking
- First appearance in top 10
- First wins over top 10 teams
- Winningest coach in league history

Seven Seasons before Coach L at GMU...

- .340 winning percentage
- Seven-straight losing seasons
- Zero postseason appearances
- Worst team in the CAA

PRO CANES

James Jones Cleveland Cavaliers (NBA)
Shahe Larkin Brooklyn Nets (NBA)
Jimmy Graham Seattle Seahawks (NFL)
Erik Swoope Indianapolis Colts (NFL)
Adrian Thomas Bakersfield Jam (D-League)

Garrius Adams STB Le Havre (France)
Brian Asbury JL Bourg (France)
Rion Brown Basic-Fit Brussels (Belgium)
Guillermo Diaz Capitanes de Arecibo (Puerto Rico)
Julian Gamble Basic-Fit Brussels (Belgium)
Lawrence Gilbert CSU Atlassib Sibiu (Romania)
Malcolm Grant Island Storm (Canada)
Gary Hamilton Bohemios Montevideo (Uruguay)
Dequan Jones Chiba Jets (Japan)
Kenny Kadji New Basket Enel Brindisi (Italy)
Anthony King Royal Hall Gaziantep (Turkey)
Donnavan Kirk Fukuoka Rising (Japan)
Trey McKinney Jones Kormend (Hungary)
Darius Rice Al Ahli (Qatar)
Durand Scott Enel Brindisi (Italy)

HIGHEST RANKED OPPONENT DEF. AT HOME

#1/1 Duke, 90-63, Jan. 23, 2013

HIGHEST RANKED OPPONENT DEF. ON ROAD

#2/2 Connecticut, 73-71, Feb. 20, 1999

VS. RANKED TEAMS ALL-TIME

Overall	52-142
Home	33-55
at BankUnited Center	14-23
Away	15-66
Neutral	4-21
Overtime + 2OT	1-6
Single Overtime	1-2
Double Overtime	0-4

VS. RANKED TEAMS SINCE REBIRTH (1985-86)

Overall	49-128
Home	30-48
Away	15-59
Neutral	4-21

VS. RANKED TEAMS SINCE JOINING ACC ('04-'05)

Overall	24-53
Home	13-21
Away	8-22
Neutral	3-10
Conference Games	17-38
ACC Tournament	1-5
NCAA Tournament	0-2
Reg. Season, Non-Conf.	6-6

OVERALL NON-CONFERENCE GAMES*(includes conference tournament & postseason games)*

Overall	14-57
Home	8-18
Away	2-20
Neutral	4-19

UNDER COACH JIM LARRAÑAGA

Overall	10-21
Home	4-8
Away	4-9
Neutral	2-4
Conference Games	5-16
Reg. Season, Non-Conference	5-1
ACC Tournament	0-2
NCAA Tournament	0-1

THE BUC IS SOLD OUT

In just his fifth season in Coral Gables, Jim Larrañaga and Miami have SOLD OUT the season ticket allotment for all home games this year at the BankUnited Center. This is the first time in Miami athletics history a team has sold out their season. Due to the season ticket sales, seats are not available on a single-game basis. In Coach Larrañaga's fifth season at The U, fans have bought 5,500 season tickets, more than doubling the total number of season tickets sold in his first season in Coral Gables. When Coach L began his reign in Miami, fans bought 2,251 season tickets for the 2011-12 campaign. After a record-breaking season on the court in 2012-13, season tickets peaked at 3,674 for 2013-14.

Season Tickets per Year

2015-16: 5,500 2014-15: 3,427 2013-14: 3,674 2012-13: 2,372 2011-12: 2,251

MIAMI AND ACC TEAMS IN KENPOM RANKINGS

As of Feb. 12, Miami is one of four ACC teams that rank in the KenPom top 14. Eight ACC teams are in the KenPom top 41.

Five ACC teams are in the top 20 of KenPom.com's offensive efficiency ratings: 1 Notre Dame, 2 Duke, 5 North Carolina, 11 Virginia and 18 Miami.

Five ACC teams are in the top 40 of KenPom.com's defensive efficiency ratings: 3 Louisville, 10 Virginia, 34 Syracuse, 37 Miami.

The Canes are one of 10 teams in the country to rank in the top 37 in both offensive and defensive efficiency.

AMP LAWRENCE TURNS IT UP AGAINST NOTRE DAME

Freshman Anthony "Amp" Lawrence, Jr. knocked down 4-of-4 shots from long range on his way to 18 points in 21 minutes against Notre Dame on Feb. 3. In his previous seven ACC games, the rookie tallied four total points, going 0-3 from long range and 1-8 from the field, in 39 total minutes. For the season Lawrence is 12-of-26 from three, also having a perfect night against Charleston, where he hit all three of his attempts.

DEWAN HUELL NAMED 2016 MCDONALD'S ALL-AMERICAN

Miami signee Dewan Huell has been named a 2016 McDonald's All-American, as announced on ESPN Jan. 17. Huell will become the fourth McDonald's All-American to play at Miami, joining Darius Rice (2000 McDonald's All-American), Steve Edwards (1992) and Tito Horford (1985). Since the inception of the McDonald's All American Game in 1977, only 38 players have hailed from the state of Florida, 11 of which were from "The State of Miami" - Broward, Dade and Palm Beach counties. Just six of those players have been from Dade County, the most recent before Huell being Corey Louis in 1994.

MIAMI HOLDS THE LEAD

In Miami's 19 victories, the Canes have led for all but 85 minutes and 50 seconds combined. In ACC play, the Canes trailed 19:49 to Syracuse, 15:57 to Georgia Tech, 15:50 to Pittsburgh, 4:14 at Boston College, 3:37 to Duke, 2:09 vs. Wake Forest and 0:41 to Notre Dame. Miami hasn't trailed in five games - against Utah, Butler, Charlotte, La Salle and Florida State.

MIAMI VS. RANKED TEAMS UNDER COACH L*() Miami rank () Opponent rank AP/USA TODAY***2011-12**

12/06/11	Memphis (21/20)	L	71-54
1/07/12	at Virginia * (21/23)	L	52-51
1/10/12	at North Carolina * (3/3)	L	73-56
2/05/12	[RV/-] at Duke * (7/5)	OT W	78-74
2/11/12	at Florida State * (15/17)	L	64-59
2/15/12	North Carolina * (8/7)	L	73-64
2/26/12	Florida State * (15/16)	W	78-62
3/09/12	vs. Florida State (17/17)	L	82-71

2012-13

11/28/12	Michigan State (13/14)	W	67-59
12/23/12	vs. Arizona (4/5)	L	69-50
1/23/13	[25/RV] Duke * (1/1)	W	90-63
2/2/13	[14/15] at NC State * (19/19)	W	79-78
3/2/13	[5/7] at Duke * (3/3)	L	79-76
3/28/13	[5/4] vs. Marquette (15/16)	L	71-61

2013-14

1/04/14	at Syracuse * (2/2)	L	49-44
1/22/14	Duke * (18/18)	L	67-46
1/25/14	Syracuse * (2/2)	L	49-44
2/05/14	Pittsburgh * (25/22)	OT L	59-55
2/26/14	at Virginia * (12/11)	L	65-40

2014-15

11/17/14	[RV] at Florida (8/7)	W	69-67
12/2/14	[15] Illinois I (24/25)	W	70-61
1/3/15	Virginia * (3/3)	2OT L	80-89
1/13/15	at Duke * (4/4)	W	90-74
1/17/15	at Notre Dame * (12/12)	L	70-75
2/3/15	Louisville * (9/8)	L	55-63
2/21/15	at Louisville (12/12)	L	53-55
2/28/15	North Carolina (15/18)	L	64-73
3/12/15	Notre Dame (11/9)	L	63-70

2015-16

11/20/15	[RV/RV] vs. Utah (16)	W	90-66
11/22/15	[RV/RV] vs. Butler (22/20)	W	85-75
01/12/16	[8/9] at Virginia (11/13)	L	58-66
01/25/16	[15/13] vs. Duke (24/20)	W	80-69

**SEBASTIAN THE IBIS**

In 1926, the University of Miami adopted the Ibis as the official mascot for the University's athletic teams. Representing the leadership, courage, knowledge, strength and speed characteristics that our student-athletes portray. As the clouds become dark and a hurricane approaches, folklore maintains that other birds look to the Ibis for leadership. The Ibis uses its instinct to detect danger. It is the last sign of wildlife to take shelter before a hurricane hits, giving warning that danger is imminent. As the storm passes the Ibis is the first to reappear, a sign that clear skies are approaching.

MIAMI'S LARGEST IN 2015-16:

Lead	46, at La Salle, 12/22
Deficit	18, at NC State, 1/30/16
Margin of Victory	46, at La Salle, 12/22
Margin of Defeat	16, at NC State, 1/30/16
Halftime Lead	25, vs. Charlotte, 12/5
Halftime Deficit	8, vs. Syracuse, 1/2
Deficit in Win	12, vs. Syracuse, 1/2
Halftime Deficit in Win	8, vs. Syracuse, 1/2
Lead in Loss	7, vs. Northeastern, 11/27
Halftime Lead in Loss	2, at Clemson, 1/16

FLORIDA STATE (33-42)

Home: 26-12 Away: 7-28

Neutral: 0-2 Under Coach L: 5-4

Since rebirth in 1985-86

UM Rank FSU			
1/20/86	W, 83-75	H	
2/3/86	L, 90-72	A	
2/4/87	W, 63-57	H	
2/26/87	L, 108-84	A	
1/18/90	W, 101-97	2OT H	
2/17/90	L, 92-73	A	
12/8/02	L, 72-55	A	
12/14/03	L, 67-58	H	
1/15/05	W, 64-63	H	
1/15/05	W, 64-63	H	
2/22/05	W, 65-49	A	
1/29/06	W, 84-78	OT A	
3/5/06	L, 64-61	H	
1/20/17	L, 86-67	A	
3/3/07	L, 98-90	OT H	
2/6/08	L, 62-55	H	
3/8/08	L, 75-72	OT A	
1/21/09	W, 75-69	H	
2/18/09	L, 80-67	A	
2/6/10	L, 71-65	A	

3/6/10	L, 61-60	H
1/19/11	L, 55-53	H
2/26/11	L, 65-59	A
2/11/12	-- 15/17	L, 64-59 A
2/26/12	-- 15/16	W, 78-62 H
3/9/12	-- 17/17	L, 82-71 N
1/27/13	25 --	W, 71-47 H
2/13/13	3/4 --	W, 74-68 A
1/15/14		L, 63-53 H
2/10/14		W, 77-73 A
2/01/15		L, 54-55 A
2/25/15	23/23 --	W, 81-77 H
1/9/16	12/11 --	W, 72-59 H

THE LAST MEETING: JAN. 9, 2016 -- MIAMI 72, FLORIDA STATE 59

Sheldon McClellan scored 20 of his 21 points in the second half, and No. 12 Miami beat Florida State 72-59 on Saturday night. Ja'Quan Newton had 13 points for the Hurricanes (13-1, 2-0 Atlantic Coast Conference), who have won seven in a row. Davon Reed added 12 points. Miami never trailed. Florida State (10-5, 0-3) has lost three games in a row, all in the ACC.

Reed went 3 for 3 from 3-point range to help Miami to a 32-24 halftime lead. He went 0 for 8 from beyond the arc in his three previous games. McClellan missed all four of his field-goal attempts in the first half, and then took over. He went 7 for 7 in the second half, including two 3s. Miami center Tonye Jekiri had eight points, 10 rebounds and perhaps the play of the game on a dunk with 14:49 left in the first half. Jekiri, a 7-foot senior, grabbed a rebound and quickly dribbled to the front court, where he faced pressure from Florida State guard Devon Bookert. Instead of waiting for a teammate, Jekiri turned the corner and went in for a two-handed slam. Florida State came in with some impressive performers, including the top two freshmen scorers in the ACC, Dwayne Bacon (17.2) and Malik Beasley (17.0), and the league's assists leader, Xavier Rathan-Mayes (5.7). But they were all held in check against Miami. Beasley had 13 points, Bacon finished with 10 points, and Rathan-Mayes had four assists.

ACC LEGEND - JOHN SALMONS

The ACC and University of Miami Director of Athletics Blake James are proud to announce Miami's John Salmons as a member of the 2016 ACC Men's Basketball Legends Class. Salmons was a two-time All-BIG EAST player, and was a 2002 NABC All-District 6 player for the Canes. He also won the 2002 BIG EAST Sportsmanship Award. From 1998 to 2002, Salmons played in four-straight postseason tournaments, including three NCAA Tournament appearances. Salmons is listed No. 19 on the all-time scoring list at Miami, and is third in career assists, third in steals and tied for fifth in games started.

MCCLELLAN POSTING CAREER SHOOTING PERCENTAGES

Senior guard Sheldon McClellan drastically improved his shooting percentages since arriving at Miami for the 2014-15 season, after spending two years at Texas.

	FG%	3FG%	FT%	PPG
McClellan 2015-16	53.4	40.2	86.7	16.1
McClellan 2014-15	48.4	35.8	82.4	14.5
McClellan 2012-13	38.2	27.3	83.3	13.5
McClellan 2011-12	44.8	31.0	75.6	11.3

McClellan has tallied 921 points in 61 games at Miami. Added to his 843 points at Texas, he is also closing in on 2000 career points.

MIAMI'S STARTERS SHOW EXPERIENCE

Miami starts two redshirt seniors, one true senior, a redshirt junior and a true junior. Those players combine for 359 starts and 547 games played. Sheldon McClellan has started 84 games playing in 129, Tonye Jekiri has 76 starts in 127 games, Angel Rodriguez is at 92/120, Davon Reed 54/86 and Kamari Murphy 53/86.

Those five players have been on a Division I team a combined 21 seasons, as McClellan and Rodriguez are both in their fifth year on the court, Jekiri and Murphy are each in their fourth season, and Reed is a true junior. The average age of that starting five is 21.8 years old: Rodriguez - 23; McClellan - 23; Murphy - 22; Jekiri - 21; Reed - 20.

COACHING COORDINATORS FOR MIAMI

Miami's assistant coaching staff is set up in a coordinator system, with Jamal Brunt as the offensive coordinator, Chris Caputo manning the defense and Adam Fisher handling the scout for every opponent. James Johnson is the Dean of Discipline.

LARRAÑAGA AMONG THE BEST IN COLLEGE BASKETBALL

Entering the 2015-16 season, Coach Larrañaga was tied for 12th on the list of Winningest Active Coaches at Major Schools and is tied for 57th on the NCAA's list of All-Time Winningest Coaches. See page 10 of the notes for a complete listing.

BODY CHANGES FOR CRUZ UCEDA AND JEKIRI

Seniors Ivan Cruz Uceda and Tonye Jekiri have spent the summer in the weight room. Cruz Uceda has dropped 20 pounds from 237 to 217, and his body fat has slimmed down from 24 percent to nine percent in just a year in Miami. Jekiri has added 20 pounds to his 7-foot frame, now weighing 250 pounds.

LARRAÑAGA WINS 100TH AT MIAMI

The Canes' victory over Charleston marked win No. 100 for Head Coach Jim Larrañaga at the University of Miami. Needing only 150 games, Coach Larrañaga is the fastest to accomplish the feat in program history. Bruce Hale was previously the Miami coach who won 100 games the quickest, earning 100 victories in just 159 games. Hart Morris took 163 games, Frank Haith 174 and Leonard Hamilton took 230 games.

COACH L TIES TO THE ACC

Coach Jim Larrañaga was an assistant coach at Virginia from 1979-1986, under the leadership of Terry Holland. In those seven seasons, Larrañaga helped the Cavaliers to five NCAA appearances: Final Four twice, Elite Eight once, Sweet 16 once and Round of 64 once, as well as two NIT appearances, including the Championship and Quarterfinal round.

HOMECOMING FOR RODRIGUEZ, EARNS MVP

Senior guard Angel Rodriguez was named the Puerto Rico Tip-Off Most Valuable Player. He averaged 13.7 points and 4.0 assists, including 19 points in the championship game. The native of Cupey, P.R., just 20 minutes from San Juan, was greeted by friends and family at each game.

MIAMI LANDS HUELL, BROWN AND MILLER

The Miami men's basketball team landed a pair of top-30 players in Dewan Huell and Bruce Brown, and top 100 player Rodney Miller.

With the addition of these three players, Miami would have six top 100 players next season: Huell (25), Brown (44), Ja'Quan Newton (52), Miller (90), James Palmer (98).

Huell, at 6-10 and 218 pounds, is a five-star, top-25 power forward from Miami Norland High School. Nationally, he is ranked the No. 21 player by ESPN, No. 23 by Rivals and No. 25 by Scout. ESPN and Scout rank him fifth at his position, and Scout says he's the top player in the state of Florida, while ESPN and Rivals have him second in the state. Brown, from Wakefield, Mass., is a four-star shooting guard at Vermont Academy in Saxton's River, Vt. At 6-4 and 205 pounds, Brown is ranked No. 30 by ESPN, No. 44 per Scout and No. 49 by Rivals. Miller is a 6-foot-11-inch, 245-pound center playing prep ball at Oak Hill Academy in Virginia. A native of Laurelton, N.Y., Miller is a consensus four-star recruit, ranked No. 90 overall by Scout.com and No. 114 by Rivals.com. As a center, he is ranked No. 17 by Scout.com and No. 15 by ESPN.

CANES SIGN TOP 10 RECRUITING CLASS

The 2016 recruiting class of Dewan Huell, Bruce Brown and Rodney Miller is being named a top-10 recruiting class in the country, with 247Sports ranking the class No. 7, Scout at No. 8, ESPN at No. 9 and Rivals at No. 10. The 2016 class rankings top Miami's best mark from 2005, when the Canes signed four four-star recruits - Jimmy Graham, Brian Asbury, Adrian Thomas and Denis Clemente - in a class that was ranked No. 12 in the nation by Scout. In 2009, Miami's signing class was nationally ranked No. 19 by Scout and No. 24 by ESPN. That Hurricanes' heralded 2009 class was comprised of ESPNU 100 picks Durand Scott, Garrius Adams and Donnavan Kirk, in addition to May signee Antoine Allen. Since 2002, Miami has signed 16 Scout.com top 100 players, including three five-star, top-25 players in DeQuan Jones (22, 2008), Huell (25) and Durand Scott (25, 2009). Since Larrañaga's arrival, his staff has signed five top-100 players in Huell (25), Brown (44), Ja'Quan Newton (52, 2014), Rodney Miller (90) and James Palmer (98, 2014). Huell is the most lauded signee for Miami since Scott in 2009, Jones in 2008, No. 32 Guillermo Diaz in 2003 and McDonald's All-American Darius Rice in 2000.

FOUR PLAYERS BOAST NCAA TOURNAMENT EXPERIENCE

Senior Tonye Jekiri returns from Miami's 2012-13 ACC Championship and NCAA Sweet 16 team. Sheldon McClellan (Texas), Kamari Murphy (Oklahoma State) and Angel Rodriguez (Kansas State) also have played in the NCAA Tournament, each with their previous schools.

COACH L REUNITED WITH JAMES JOHNSON

James Johnson is the team's director of basketball operations. Johnson, who was on Larrañaga's staff for two seasons at George Mason University, including the historic NCAA Final Four run in 2006, came to Miami after seven seasons on staff at fellow ACC school Virginia Tech, where he was the head coach for two seasons after five years as an assistant coach.

LARRAÑAGA CONTRACT EXTENDED THROUGH 2022

The University of Miami extended Coach Jim Larrañaga's contract through May 31, 2022, Director of Athletics Blake James announced in September 2014. Larrañaga first signed a five-year contract in April 2011, then was granted a three-year extension in 2012.

RECORD BY STARTING LINEUP

Rodriguez, McClellan, Reed, Murphy, Jekiri	13-3
Rodriguez, McClellan, Reed, Cruz Uceda, Jekiri	5-1
Rodriguez, Newton, Reed, Murphy, Jekiri	1-0

CANES IN NATIONAL STATS (as of Feb. 12)

Category	Rank	Actual	Nat'l Leader	Actual
Free-Throw Percentage	12	76.0	St. Bonaventure	78.2
Fewest Turnovers	13	242.0	Temple	206.0
Turnovers Per Game	18	10.5	Notre Dame	9.0
Fewest Fouls	20	386.0	Princeton	332.0
Win-Loss Percentage	21	82.6	Little Rock	91.3
Personal Fouls Per Game	25	16.8	Iowa St.	15.1
Field-Goal Percentage	28	47.9	St. Mary's (CA)	51.4
Scoring Margin	29	11.9	Louisville	18.0
Scoring Defense	48	66.1	Little Rock	57.2
Assist Turnover Ratio	56	1.27	St. Mary's (CA)	1.87
Free Throws Made	71	398.0	Howard	524.0
Scoring Offense	74	78.0	The Citadel	88.6
Turnover Margin	79	1.7	Stephen F. Austin	6.1
Three Pt. FG Defense	88	32.7	Vanderbilt	27.8
Rebound Margin	90	3.1	Yale	12.4

CANES TOP 100 NATIONALLY (as of Feb. 12)

Tonye Jekiri	Rank	Actual
Rebounds Per Game	25	9.8
Total Rebounds	28	226.0
Defensive Reb per Game	31	6.9
Offensive Reb per Game	79	2.96
Sheldon McClellan	Rank	Actual
Free Throw Percentage	29	86.7
Field-Goal Percentage	68	53.4

UM RECORDS

GAME

ACC GAME

POINTS SCORED	59 - Rick Barry vs. Rollins, 1965	35 - Jack McClinton vs. North Carolina 02/15/09
FIELD GOAL %	1.000 (7-7) - Raymond Hicks vs. NCA&T, 2008	.900 (9-10) - Reggie Johnson at Duke 01/02/11
3-POINT FG	9 - Johnny Hemsley vs. Lafayette, 1999	7 (3x) last - Jack McClinton vs. North Carolina 02/15/09
3-POINT FG%	1.000 (5-5) (5x) last - Malcolm Grant vs. NC State, 2011	1.000 (5-5) - James Palmer at Virginia Tech 03/07/15
		1.000 (5-5) - Malcolm Grant at NC State 01/23/11
FT MADE	22 (2x) last - Rick Barry vs. Florida Southern, 1965	16 - Jack McClinton vs. NC State 03/07/09
FT %	1.000 (16-16) - Jack McClinton vs. NC State, 2009	1.000 (16-16) - Jack McClinton vs. NC State 03/07/09
REBOUNDS	29 - Rick Barry vs. Oklahoma City, 1965	17 - Tonye Jekiri vs. Clemson 02/08/15
ASSISTS	14 - Michael Gardner vs. Pittsburgh, 1993	9 (3x) last - Shane Larkin vs. North Carolina 02/09/13
STEALS	9 - Jerome Scott vs. FIU, 1991	6 - Shane Larkin at North Carolina 01/10/12
BLOCKED SHOTS	13 - Anthony King vs. Florida Atlantic, 2004	6 - Anthony King vs. Florida State 01/15/05

AMONG UNIVERSITY OF MIAMI COACHES, LARRAÑAGA ...

- has the highest winning percentage of a Miami coach in the NCAA Tournament, a .667 mark with a 2-1 record.

- is one of two Miami coaches to post three 20-win seasons. Larrañaga has recorded three 20-win seasons in four years at Miami.

- .647 winning percentage is the best mark since Bruce Hale posted a .663 mark from 1955-67, including three seasons led by Rick Barry.

- has led the Canes to 41 ACC wins in just four seasons. Miami won 43 ACC games the previous seven seasons.

- Under Coach L, Miami has posted three of the Canes' top five finishes in ACC play, including the 2013 championship, tied for fourth in 2012 and tied for sixth in 2015. In 2008, Miami tied for fifth in league play, and in 2005, tied for sixth.

- In four seasons under Coach L, Miami has tallied six wins in the ACC Tournament. In the previous seven seasons, Miami went 6-7.

- In two NIT appearances under Coach L, Miami is 5-2 for a .714 winning percentage. In Miami's other 10 NIT appearances combined, the Canes went 6-10 for a .375 winning percentage.

DID YOU KNOW ...

Coach L became the first Miami coach to win 20+ games in his first two seasons at UM and only the third of 12 UM coaches to post three 20-win seasons.

Former Cane Rick Barry was named one of the Greatest Players in NBA History.

Miami native and former Cane James Jones won the 2010-2011 NBA All-Star Weekend 3-Point Contest and the NBA Championship in the 2011-2012 and 2012-13 seasons.

Six-time NBA All-Star Amar'e Stoudemire enrolled at UM in 2013 and took classes to earn his bachelor's degree.

UM is in its 12th season in the ACC.

Coach L led the George Mason Patriots to the 2006 Final Four with big wins over some of basketball's elite teams such as Michigan State, UNC and UConn. He was the first coach to take a mid-major to a Final Four in 27 years (Penn '79) when his team advanced in 2006.

In 14 years at George Mason, Larrañaga led the Patriots to five NCAA Tournament appearances (2011, 2008, 2006, 2001, 1999), including the 2006 Final Four.

Miami basketball received APR (Academic Progress Rate) Public Recognition Awards for being among the top 10 percent in APR in its sport. Miami ranks in the top 10 percent NCAA men's basketball with a 990 APR.

The Miami Department of Athletics recorded a Graduation Success Rate (GSR) of 89 percent. Miami's department-wide GSR is 16th overall among FBS programs. UM has exceeded the NCAA average GSR in each of the last 10 years.

The Canes have averaged 20.0 wins over the last 11 seasons.

The Hurricanes have made at least one trey in 926 of 932 games since the NCAA adopted the 3-point shot in 1986. The last time Miami was held without a 3-pointer was Feb. 26, 2014 at Virginia.

Miami has held 785 of its last 786 opponents to less than 100 points. North Carolina was the last team to score 100+, defeating UM 105-64 on Jan. 31, 2007.

MIAMI BASKETBALL — THE EARLY YEARS

The University of Miami basketball program was dormant for 14 years from 1971-1985. In 1983 Director of Athletics Sam Jankovich announced the resurrection of men's basketball at Miami, with the reinstatement vote by the UM Board of Trustees on Oct. 12, 1983. Head coach Bill Foster was hired March 21, 1984, adding assistants Clint Bryant, Seth Greenberg and Cesar Odio by July 1. Tim Harvey was the staff's first recruit, a 6-10, 240-pound center from Plainfield, N.J., who transferred from Georgia Tech. On Oct. 15, 1984 the first men's basketball practice in 12 years was held on the patio in the center of campus, viewed by more than 200 students. Miami defeated The Citadel, 85-77, on Nov. 22, 1985, in the first game of the new era of UM basketball.

PROCANES REPORT

Former Hurricanes James Jones and Shane Larkin have taken their talents onto NBA rosters this season, as Jones is in Cleveland with the Cavaliers and Larkin joins a new team, the Brooklyn Nets, after playing across town with the Knicks last season. Miami has 17 former players in professional basketball at this time. A complete list is on page four of the notes.

LARRAÑAGA MEMBER OF UM FACULTY

Coach Jim Larrañaga is an Adjunct Assistant Professor of Kinesiology and Sport Sciences at the University of Miami. Due to his head coaching responsibilities, Larrañaga is a guest lecturer at several different classes in the School of Education and Human Development throughout the semester.

MIAMI PREDICTED TO FINISH FIFTH IN ACC

Miami was predicted to finish fifth out of 15 teams in the Atlantic Coast Conference this season, as announced by the league during Operation ACC Basketball in Charlotte, N.C., Oct. 28. North Carolina was picked to win the league, followed by Virginia, Duke and Notre Dame.

In 2012-13, the Canes were picked to finish fifth, then won the league's regular season and tournament championship. In all four of Larrañaga's seasons at Miami, the Canes have finished the season better than predicted at ACC media day.

Miami's ACC preseason poll breakdowns (votes) and finishes:

2014-15 - 10th (442) - t-6th	2008-09 - 4th (344) - t-7th
2013-14 - 12th (224) - 10th	2007-08 - 12th (153) - t-5th
2012-13 - 5th (436) - 1st	2006-07 - 11th (173) - 12th
2011-12 - 5th (455) - t-4th	2005-06 - 7th (540) - t-7th
2010-11 - 8th (305) - 9th	2004-05 - 11th (146) - t-6th
2009-10 - 10th (135) - 12th	

COACHING CHANGES FOR THE HURRICANES

After having the same assistant coaching staff his first four years in Miami, Larrañaga has two new assistant coaches in 2015-16 in Jamal Brunt and Adam Fisher, following the departure of Eric Konkol (Louisiana Tech) and Michael Huger (Bowling Green). Konkol had been an assistant with Coach L 11 seasons and Huger was an assistant coach for eight years and player for four seasons.

Due to the lack of turnover, Coach L has only had nine assistant coaches in the last 14 seasons. Five of his assistants left for a D-I head coaching job, and two others who have worked their way into head coaching jobs. In those 14 seasons, only twice two assistants left at the same time, 1996 (Stan Heath and Steve Merfeld) and 1989 (Jeff Snyder and Ricky Stokes).

Chris Caputo, in his 14th season on Larrañaga's staff and fifth in Coral Gables, was promoted to associate head coach in the summer of 2015.

SIGNATURE WINS IN THE COACH L ERA

Since the arrival of Coach Jim Larrañaga, Miami has recorded numerous signature wins during the regular season, both at home and on the road.

Home	
Feb. 26, 2012 - No. 17 Florida State, 78-62	
Nov. 28, 2012 - No. 13/14 Michigan State, 67-59	
Jan. 23, 2013 - No. 1 Duke, 90-63	
Feb. 9, 2013 - North Carolina, 87-61	
Dec. 2, 2014 - No. 24/25 Illinois, W, 70-61	
Road	
Feb. 5, 2012 - No. 7/5 Duke, 78-74 OT	
Feb. 2, 2013 - No. 19 NC State, 79-78	
Nov. 17, 2014 - No. 8/7 Florida, W, 69-67	
Jan. 13, 2015 - No. 4 Duke, W, 90-74	

ATTITUDE, COMMITMENT AND CLASS

Attitude, commitment and class are the cornerstone values of the Miami basketball program. Attitude: Be positive. Life is 10% what happens to you and 90% how you react to it. Commitment: Make a total and unconditional commitment to our program. Be passionate about what you do. Class: Show pride and respect in yourself and our program. Be the best you can be in thought, word and deed.

CORAL GABLES AND MIAMI FACTS

The Florida city of Coral Gables, situated just a few miles southwest of Miami, is part of Miami-Dade County. Incorporated in 1925, Coral Gables was created as a fully-planned community by George Merrick, who envisioned an upscale Miami suburb with large elements of Mediterranean-style architecture to highlight the region's Spanish influence. In 1925, roughly simultaneous to the founding of Coral Gables, the city was selected as the home to the University of Miami, which was constructed that year on 240 acres of land just west of U.S. Route 1, approximately two miles south of downtown Coral Gables.

The average temperature in Coral Gables is 75 degrees.

Coral Gables averages 300 days of sunshine per year.

The Venetian Pool, located in Coral Gables, is acclaimed as "the world's most beautiful public swimming pool."

Miami has 84 miles of beaches.

Miami is the most southerly major city in the continental United States.

Miami is the consistently ranked by Dr. Beach's top 10 beaches in the U.S.

Miami is the only major city to be founded by a woman - Julia Tuttle.

Bordered by The Everglades National Park & Biscayne National Park, Miami is the only city in the US that is bordered by two national parks.

Miami is home to 150+ ethnicities and 60+ languages.

Memorable films made in Miami: Scarface, True Lies, 2 Fast 2 Furious, Bad Boys series, Caddyshack, The Bodyguard.

TV shows set/filmed in Miami: Miami Vice, Burn Notice, Dexter, The Golden Girls.

The Biltmore Golf Course in Coral Gables, has been played by Tiger Woods, and by amateur golf lovers Bill Clinton and Will Smith.

AP TOP 25

Feb. 8, 2016

1	Villanova (32)	20-3	1,566
2	Maryland (13)	21-3	1,499
3	Oklahoma (7)	19-3	1,472
4	Iowa (11)	19-4	1,471
5	Xavier	21-2	1,382
6	Kansas (1)	19-4	1,311
7	Virginia (1)	19-4	1,223
8	Michigan State	20-4	1,144
9	North Carolina	19-4	1,136
10	West Virginia	19-4	1,082
11	Oregon	20-4	905
12	Miami (FL)	18-4	826
13	Louisville	19-4	819
14	Iowa State	17-6	781
15	Texas A&M	18-5	663
16	SMU	20-2	593
17	Arizona	19-5	497
18	Purdue	19-5	456
19	Dayton	19-3	413
20	Providence	18-6	349
21	Baylor	17-6	333
22	Kentucky	17-6	228
23	USC	18-5	225
24	Texas	16-7	199
25	Wichita St	17-6	132

USA TODAY COACHES POLL

Feb. 8, 2016

1	Villanova (11)	20-3	753
2	Maryland (11)	21-3	749
3	Oklahoma (3)	19-3	708
4	Xavier	21-2	683
5	Iowa (3)	19-4	674
6	Kansas (2)	19-4	670
7	Virginia	19-4	616
8	North Carolina (1)	19-4	599
9	Michigan State (1)	20-4	567
10	West Virginia	19-4	490
11	Miami (FL)	18-4	433
12	Oregon	20-4	423
13	Texas A&M	18-5	387
14	Arizona	19-5	310
15	Iowa State	17-6	307
16	Purdue	19-5	292
17	Dayton	19-3	236
18	Providence	18-6	236
19	Baylor	17-6	221
20	South Carolina	20-3	185
21	Kentucky	17-6	178
22	Indiana	19-5	119
23	USC	18-5	105
24	Wichita St	17-6	91
25	Texas	16-7	69

MIAMI'S RECORD WHEN...	2015-16		COACH L	
RECORD	ALL	ACC	AT UM	ACC
All games	19-4	8-3	110-53	49-32
Home	12-1	5-0	60-20	28-13
Away	4-3	2-3	34-24	21-19
Neutral	3-0		16-9	
November	5-1		24-7	
December	6-0		21-9	0-1
January	5-3	5-3	23-14	21-14
February	3-0	3-0	23-14	22-14
March			19-8	6-3
April			0-1	0-2
Vs. Top 10 opponents			4-8	3-7
Vs. Top 25 opponents (includes Top 10)	3-1	1-1	11-21	6-16
Vs. RV opponents (either or both polls)	1-0		9-2	3-0
Vs. teams over .500 on game day	14-4	7-3	68-46	33-27
Vs. teams under .500 on game day	2-0	1-0	27-6	12-5
Vs. teams at .500 on game day	3-0		14-1	4-0
While UM is in the Top 25	14-4	8-3	34-12	20-8
While UM is RV (only)	5-0		19-4	4-1
Leading at halftime	16-1	6-1	81-13	33-10
Trailing at halftime	3-3	2-2	24-38	12-21
Tied at halftime			5-2	3-1
Single overtime	1-0		3-6	1-2
Double overtime			3-1	2-1
In overtime games (single+double)	1-0		6-7	3-3
Leading with 2:00 left in regulation	18-1	8-0	100-7	45-3
Trailing with 2:00 left in regulation	1-3	0-3	8-43	3-28
Tied with 2:00 left in regulation			2-1	0-1
UM shoots 50% or better from field	10-1	2-0	38-3	12-2
UM shoots 40-49% from field	6-2	4-2	58-15	32-12
UM shoots under 40% from field	3-1	2-1	14-35	5-18
Opp. shoots 50% or better from field	2-2	1-2	7-15	3-9
Opp. shoots 40-49% from field	8-2	3-1	48-25	24-15
Opp. shoots under 40% from field	9-0	4-0	56-13	22-8
UM shoots 70% or better from the line	17-3	7-2	71-27	29-17
UM shoots less than 70% from the line	2-1	1-1	39-26	20-14
UM makes more 3-point FGs	13-2	5-2	57-23	27-18
UM makes fewer 3-point FGs	5-1	3-0	35-20	17-11
3-point FGs are even	1-1	0-1	9-3	5-3
Four or more Canes in double figures	12-2	4-1	53-11	22-8
Three Canes score in double figures	5-1	3-1	41-22	21-9
Two or less Canes score in double figures	2-1	1-1	16-20	6-15
UM outrebounds opponent	12-1	2-1	73-18	27-12
Opp. outrebounds UM	6-3	5-2	32-35	20-20
Tied in rebounds	1-0	1-0	5-0	2-0
UM records 10 or more steals	4-0	3-0	17-4	7-1
UM records 15 or more assists	5-1	1-0	33-2	15-1
UM commits less than 15 turnovers	18-4	8-3	98-46	44-28
UM commits 15 or more turnovers	1-0		10-2	3-4
UM commits less turnovers than opp.	12-3	7-2	64-23	30-12
UM commits more turnovers than opp.	4-1	0-1	36-19	15-14
Tied in turnovers	3-0	1-0	10-10	4-6
UM scores 59 points or less	0-1	0-1	9-26	5-17
UM scores between 60-69 points	4-2	3-2	31-17	16-7
UM scores between 70-79 points	6-1	4-0	43-9	18-7
UM scores between 80-89 points	5-0	1-0	18-1	6-1
UM scores between 90-99 points	3-0		8-0	3-0
UM scores 100 or more points	1-0		1-0	0-0
Playing during the morning (11 a.m.)			1-0	
Playing during the afternoon	5-3	3-2	34-18	19-13
Playing in the evening (5 p.m. or later)	14-1	5-1	74-34	30-19
Games decided by three points or less	1-1	1-0	13-13	6-9
Games decided by four to 10 points	3-1	2-1	32-21	17-15
Games decided by 11-19 points	9-2	5-2	40-15	17-5
Games decided by more than 20 points	6-0		25-4	9-3

UM SINCE THE ARRIVAL OF JIM LARRAÑAGA IN 2011

- 2013 ACC Regular Season Champions
- 2013 ACC Tournament Champions
- Ranked No. 2/2 - Miami's program high - Feb. 18, 2013
- No. 1 seed at 2013 ACC Tournament
- No. 2 seed in 2013 NCAA Tournament
- Won school record 29 games in 2013
- Won 15 ACC games in 2013
- 14-game win streak (tied 1946-47 and 2001-02) from Jan. 2 - Feb. 19, 2013
- 13-0 start in 2013 conference play, topping school-best nine ACC victories, which was set in 2011-12
- Sophomore Shane Larkin selected No. 18 in the 2013 NBA Draft by Atlanta Hawks, then traded to Dallas Mavericks
- All six seniors from 2012-13 championship season earned academic degree from UM: Garrius Adams, Julian Gamble, Reggie Johnson, Kenny Kadji, Trey McKinney Jones, Durand Scott
- Defeated No. 1 Duke, 90-63, on Jan. 23, 2013 in Coral Gables
- Defeated Duke twice within 12 months, at both Cameron Indoor Stadium and the BankUnited Center
- First team to beat Duke and UNC by 20+ points in the same season since Maryland in '74-'75 season
- First team to beat Duke and UNC by 25+ points since the start of ACC play in 1953
- Defeated three teams in The Triangle in the same season: UNC, Duke & NC State
- In 2012-13 defeated three teams in the Top 20 for the first time since joining the ACC - the last time was in 1999-00
- Five home sellouts of 7,972 fans vs. Duke, Florida State, North Carolina, Virginia and Clemson
- Played in championship game of the NIT, against Stanford, in Madison Square Garden
- Only team to defeat 2015 National Champion Duke on their home court
- Snapped Duke's 19-game ACC home game winning streak at Cameron Indoor Stadium
- Ended Duke's 41-game home winning streak, the longest active streak in Division I
- Snapped Florida's 33-game home winning streak at the Stephen C. O'Connell Center, which was the third-longest in the country, behind 34 from both Duke and Stephen F. Austin
- Ended Florida's 25-game home non-conference winning streak at the Stephen C. O'Connell Center
- Miami's 90 points scored against Duke in 2015 were the most points scored by an unranked opponent in a regulation win in Cameron Indoor Stadium since NC State's 96 points on Feb. 23, 1983.
- Dealt Duke its last two regular-season losses by 16-or-more points: 27 (90-63) on Jan. 23, 2013 at Miami and 16 (90-74) on Jan. 13, 2015 at Duke
- Handed Duke the most lopsided loss (16 points) an unranked visitor has handed to a ranked Blue Devil team in the ACC era
- Dealt Duke two of its five overall, and three ACC, losses by 16-plus points
- Scored 90 points against Duke twice
- In 2014-15, defeated 500-win coaches Mike Krzyzewski, Jim Boeheim and Billy Donovan
- Won at Cameron Indoor Stadium twice
- Defeated a pair of top-8 teams in the same season, both on the road: No. 6/7 Florida and No. 4 Duke
- Won two true road games against ranked opponents for the first time since 1998-99: No. 6/7 Florida and No. 4 Duke
- First team to defeated Duke and Syracuse on the road in the same season since the 1983-84 season (UNC).

AWARDS

- 2013 Coach of the Year - Jim Larrañaga
- 2013 Naismith Coach of the Year - Jim Larrañaga
- 2013 ACC Coach of the Year - Jim Larrañaga
- 2013 Henry Iba National Coach of the Year - Jim Larrañaga
- 2013 Adolph Rupp Cup Coach of the Year - Jim Larrañaga
- 2013 ACC Player of the Year (Coaches) - Shane Larkin
- 2013 ACC Defensive Player of the Year - Durand Scott
- Nine All-ACC selections: Shane Larkin 1st team, Kenny Kadji 2nd team & 3rd team, Scott H.M. (twice), Rion Brown 3rd team, Tonye Jekiri H.M., Sheldon McClellan H.M., Angel Rodriguez H.M.
- Four All-ACC Defensive Team players: Shane Larkin, Durand Scott, Julian Gamble, Tonye Jekiri
- 2012 ACC All-Rookie Team - Shane Larkin
- ACC All-Academic Team - Raphael Akpejori (2013), Davon Reed (2014, 2015)
- 2013 ACC Tournament MVP - Shane Larkin
- Four ACC All-Tournament team nods: Shane Larkin (1st), Durand Scott (1st), Julian Gamble (2nd), Trey McKinney Jones (2nd)
- Seven ACC Player of the Week awards: Reggie Johnson (2012), Durand Scott (2012 & 2013), Shane Larkin (2013), Angel Rodriguez (2014) and Sheldon McClellan (2014).
- One ACC Rookie of the Week: Shane Larkin (2012)
- Two NIT All-Tournament Team selections: Sheldon McClellan, Davon Reed
- NABC Honors Court: Raphael Akpejori
- ACC Academic Honor Roll: Raphael Akpejori, Justin Heller, Donnavan Kirk

COACH LARRAÑAGA'S MILESTONE VICTORIES

Victory	Date	Opponent	Score	School
50	02/10/88	Miami (Ohio)	65-59	Bowling Green
100	02/23/91	Kent State	84-57	Bowling Green
150	12/22/94	at Ohio State	59-50	Bowling Green
200	12/27/97	Northeastern	66-60	George Mason
250	12/20/00	Coastal Carolina	81-65	George Mason
300	12/02/03	East Carolina	76-65	George Mason
350	01/26/06	William & Mary	81-58	George Mason
400	02/27/08	William & Mary	68-59	George Mason
450	12/08/10	Loyola (Md.)	66-52	George Mason
500	01/05/12	at Georgia Tech	62-49	Miami
550	01/24/15	at Syracuse	66-62	Miami
100th win at Miami	Co. of Charleston, 12/19/15		85-63	

COACH JIM LARRAÑAGA

COACHING HONORS

2013 AP Coach of the Year
 2013 Naismith Coach of the Year
 2013 Henry Iba Coach of the Year
 2006 Clair Bee Coach of the Year
 2013 Adolph Rupp Cup Coach of the Year
 2013 NABC All-District II Coach
 2013 USBWA District IV Coach of the Year
 2013 ACC Coach of the Year
 2001 & 1999 CAA Coach of the Year
 1997 MAC Coach of the Year
 Six NCAA tournament appearances: 2013, 2011, 2008, 2006, 2001, 1999
 Eight postseason NIT appearances: 2015, 2012, 2009, 2004, 2002, 1997, 1991, 1990
 Nine 20-win seasons

NOTABLE COLLEGE PLAYERS COACHED

Shane Larkin (Miami) - ACC Player of the Year, ACC Tournament MVP, USBWA All-District, Sporting News All-American, finalist for Cousy, Naismith & Wooden awards, All-ACC First Team and All-ACC Defensive Team

Durand Scott (Miami) - ACC Defensive Player of the Year, ACC Tournament First Team, All-ACC Third Team

George Evans (George Mason) - Three-time CAA Player of the Year, CAA Rookie of the Year, three-time CAA Defensive Player of the Year, three-time CAA All-Defensive Team

Antonio Daniels (Bowling Green) - MAC Player of the Year, MAC Freshman of the Year

STUDENT-ATHLETE HONORS

Three All-America players
 Nine All-Atlantic Coast Conference selections
 Four ACC All-Tournament team selections
 Four coaches and three media ACC All-Defensive Team selections
 28 All-Colonial Athletic Association conference selections
 Nine CAA All-Defensive Team selections
 Eight CAA All-Rookie Team selections
 Three Dean Ehlers Award winners - given to the CAA player who best meets the criteria of academic achievement, leadership and community service.
 12 All-MAC Conference selections
 Two MAC Freshman of the Year selections
 Four MAC All-Freshman Team selections
 Two NIT All-Tournament Team selections
 One NABC Honors Court selection
 Three ACC Academic Honor Roll student-athletes

NBA PLAYERS COACHED

Lance Blanks	Frank Booker	Rick Carlisle
Antonio Daniels	Jeff Jones	Andrew Kennedy
Jeff Lamp	Shane Larkin	Lewis Latimore
Jason Miskiri	Olden Polynice	Lee Raker
Ralph Sampson	Tom Sheehy	Clinton Venable
Othell Wilson	Ricky Wilson	

WINNINGEST ACTIVE COACHES VS. MAJOR SCHOOLS

-as of Nov. 2015

Rank		vs. Major Schools
1	Mike Krzyzewski, Duke	1,018
2	Jim Boeheim, Syracuse	966
3	Roy Williams, North Carolina	750
4	Rick Pitino, Louisville	720
5	Cliff Ellis, Coastal Carolina	694
6	Bob Huggins, West Virginia	693
7	John Calipari, Kentucky	635
8	Rick Barnes, Tennessee	604
9	Lon Kruger, Oklahoma	561
10	Bill Self, Kansas	559
11	Tubby Smith, Texas Tech	538
12 Tie	Jim Larranaga, Miami	533
12 Tie	Dana Altman, Oregon	533
14	John Beilein, Michigan	459
15	Kelvin Sampson, Houston	438

LARRAÑAGA YEAR-BY-YEAR

Year	School	Overall W-L	Conference W-L	Post Finish Season
1977-78	American International	14-13		
1978-79	American International	13-13		
1986-87	Bowling Green	15-14	10-6	3
1987-88	Bowling Green	12-16	7-9	t-5
1988-89	Bowling Green	13-15	6-10	t-6
1989-90	Bowling Green	18-11	9-7	t-3 NIT 0-1
1990-91	Bowling Green	17-13	9-7	t-4 NIT 0-1
1991-92	Bowling Green	14-15	8-8	5
1992-93	Bowling Green	11-16	8-10	t-6
1993-94	Bowling Green	18-10	12-6	t-2
1994-95	Bowling Green	16-11	10-8	t-5
1995-96	Bowling Green	14-13	9-9	t-6
1996-97	Bowling Green	22-10	13-5	t-1 NIT 0-1
1997-98	George Mason	9-18	6-10	6
1998-99	George Mason	19-11	13-3	1 NCAA 0-1
1999-00	George Mason	19-11	12-4	t-1
2000-01	George Mason	18-12	11-5	3 NCAA 0-1
2001-02	George Mason	19-10	13-5	2 NIT 0-1
2002-03	George Mason	16-12	11-7	4
2003-04	George Mason	23-10	12-6	3 NIT 2-1
2004-05	George Mason	16-13	10-8	6
2005-06	George Mason	27-8	15-3	t-1 NCAA 4-1
2006-07	George Mason	18-15	9-9	5
2007-08	George Mason	23-11	12-6	2 NCAA 0-1
2008-09	George Mason	22-11	13-5	2 NIT 0-1
2009-10	George Mason	17-15	12-6	4 CIT 0-1
2010-11	George Mason	27-7	16-2	1 NCAA 1-1
2011-12	Miami	20-13	9-7	t-4 NIT 1-1
2012-13	Miami	29-7	15-3	1 NCAA 2-1
2013-14	Miami	17-16	7-11	10
2014-15	Miami	25-13	10-8	6 NIT 4-1
2015-16	Miami	19-4	8-3	
Overall		580-387	315-196	14-15

WINNINGEST COACHES

All-Time -as of Nov. 2015

Name	Total Wins
1 Mike Krzyzewski	1018
2 Jim Boeheim	966
3 Bob Knight	902
4 Dean Smith	879
5 Adolph Rupp	876
6 Jim Calhoun	873
7 Jim Phelan	830
8 Eddie Sutton	806
9 Lefty Driesell	786
10 Lute Olson	780
11 Lou Henson	779
12 Cliff Ellis	770
13 Bob Huggins	765
14 Ed Diddle	759
15 Henry Iba	755
16 Roy Williams	750
17 Phog Allen	746
18 Rollie Massimino	745
19 John Chaney	741
20 Bo Ryan	740
21 Jerry Tarkanian	729
22 Norm Stewart	729
23 Ray Meyer	724
24 Rick Pitino	722
25 Don Haskins	719
26 Rick Byrd	711
27 Jerry Sloucum	699
28 Mike Montgomery	677
29 Denny Crum	675
30 Gary Williams	668
31 John Wooden	664
32 Larry Hunter	664
33 Ralph Miller	657
34 Tom Penders	649
35 Gene Bartow	647
36 John Beilein	642
37 Billy Tubbs	641
38 Homer Drew	640
39 Marv Harshman	637
40 Hugh Durham	633
41 Norm Sloan	624
42 Stew Morrill	620
43 Ben Braun	615
44 Rick Barnes	604
45 Slat Gill	599
46 Tom Davis	598
47 Abe Lemons	597
48 John Thompson	596
49 John Calipari	593
50 Guy Lewis	592
51 Bobby Cremins	579
52 Pat Douglass	573
53 Eldon Miller	568
54 Davey Whitney	566
55 Gale Catlett	565
56 Gary Colson	563
157 Jim Larranaga	561
157 Lon Kruger	561
59 John Kresse	560
60 Bill Self	559
61 Tony Hinkle	558
62 Glenn Wilkes	551

UNIVERSITY OF MIAMI

GAME 24 | at FLORIDA STATE - Page 10

MIAMI HIGHS		OPPONENT HIGHS		MIAMI LOWS		OPPONENT LOWS	
Points	105, vs. Mississippi State 11/19	Points	85, at NC State, 1/30	Points	58, at Virginia, 1/12	Points	49, at La Salle, 12/22
Points/Half	59 (1st), vs. Mississippi State 11/19	Points/Half	50, vs. Louisiana 11/16	Points/Half	17 (1st), vs. Syracuse, 1/2	Points/Half	21 (1st), vs. Charlotte, 12/5
Field Goals Made	34 (2x) last at La Salle, 12/22	Field Goals Made	31, vs. Notre Dame, 2/3	Field Goals Made	18, vs. Syracuse, 1/2	Field Goals Made	17, at La Salle, 12/22
Field Goal Att.	64 (2x) last vs. Wake Forest, 1/23	Field Goal Att.	67 (2x) last vs. Notre Dame, 2/3	Field Goal Att.	50, at Virginia, 1/12	Field Goal Att.	47, at Virginia, 1/12
Field Goal Pct.	56.7, vs. Mississippi State 11/19	Field Goal Pct.	50.9, at NC State, 1/30	Field Goal Pct.	34.6, vs. Syracuse, 1/2	Field Goal Pct.	29.8, at La Salle, 12/22
3-Point FG Made	12, vs. Louisiana 11/16	3-Point FG Made	12, vs. Northeastern, 11/27	3-Point FG Made	2, at Boston College, 1/20	3-Point FG Made	1, vs. Florida, 12/8
3-Point FG Att.	31, vs. UTRGV 11/13	3-Point FG Att.	24, at La Salle, 12/22	3-Point FG Att.	10, at Boston College, 1/20	3-Point FG Att.	7, at Virginia, 1/12
Free Throws Made	28, vs. Mississippi State 11/19	Free Throws Made	26, at NC State, 1/30	Free Throws Made	7, vs. Northeastern, 11/27	Free Throws Made	4, vs. Notre Dame, 2/3
Free Throw Att.	38, vs. Mississippi State 11/19	Free Throw Att.	31, at NC State, 1/30	Free Throw Att.	9, vs. Northeastern, 11/27	Free Throw Att.	8, vs. Notre Dame, 2/3
Rebounds	51, at La Salle, 12/22	Rebounds	41 (2x) last at NC State, 1/30	Rebounds	23, at NC State, 1/30	Rebounds	24, at La Salle, 12/22
Assists	24, vs. Duke, 1/25	Assists	15, at Clemson, 1/16	Assists	8 (2x) last at Virginia, 1/12	Assists	5, vs. Princeton, 12/29
Steals	12 (2x) last vs. Wake Forest, 1/23	Steals	13, vs. College of Charleston, 12/19	Steals	2, vs. Princeton, 12/29	Steals	1 (2x) last at Virginia, 1/12
Blocks	7 (4x) last vs. Duke, 1/25	Blocks	5 (3x) last vs. Notre Dame, 2/3	Blocks	0, vs. UTRGV 11/13	Blocks	0 (2x) last vs. Duke, 1/25
Turnovers	17, vs. College of Charleston, 12/19	Turnovers	19, vs. Syracuse, 1/2	Turnovers	6, at Georgia Tech, 2/7	Turnovers	5, vs. Charlotte, 12/5
Bench Points	50, vs. Mississippi State 11/19	Bench Points	28, vs. Pittsburgh, 2/9	Bench Points	3, vs. Florida, 12/8	Bench Points	7 (2x) last vs. Duke, 1/25
Victory Margin	46, at La Salle, 12/22	Victory Margin	16, at NC State, 1/30	Victory Margin	2, vs. Pittsburgh, 2/9	Victory Margin	1, vs. Northeastern, 11/27

MIAMI INDIVIDUAL HIGHS

Points	27, Sheldon McClellan, vs. Utah 11/20
Field Goals Made	10, Sheldon McClellan, vs. Utah 11/20
Field Goal Attempts	14, Sheldon McClellan, at NC State, 1/30
3-Point FG Made	4 (4x), last Anthony Lawrence, Jr., vs. Notre Dame, 2/3
3-Point FG Attempts	9, Sheldon McClellan, at NC State, 1/30
Free Throws Made	12, Sheldon McClellan, vs. Syracuse, 1/2
Free Throw Attempts	14, Sheldon McClellan, vs. Syracuse, 1/2
Rebounds	17, Tonye Jekiri, at Boston College, 1/20
Assists	11, Angel Rodriguez, vs. Duke, 1/25
Blocks	5, Tonye Jekiri, vs. Northeastern, 11/27

OPPONENT INDIVIDUAL HIGHS

Points	30, Cat Barber, at NC State, 1/30
Field Goals Made	11, Shavon Shields, at Nebraska, 12/1
Field Goal Attempts	25, Shavon Shields, at Nebraska, 12/1
3-Point FG Made	5 (3x) last Malachi Richardson, Syracuse, 1/2
3-Point FG Attempts	10 Quincy Ford, vs. Northeastern, 11/27
Free Throws Made	11, David Walker, vs. Northeastern, 11/27
Free Throw Attempts	12, David Walker, vs. Northeastern, 11/27
Rebounds	13, Shawn Long, vs. Louisiana, 11/16
Assists	8 (2x) last Eli Carter, at Boston College, 1/20
Blocks	4, Jake Hammond, at Nebraska, 12/1

THE LAST TIME ...

Player Scored 30 Points

Miami	Sheldon McClellan (31), at Charlotte, 11/25/14
Opponent	Cat Barber (30), at NC State, 1/30/16

Player Scored 35 Points

Miami	Jack McClinton (35) vs. North Carolina, 3/15/09
Opponent	Xavier Nathaniel-Mayes (35) Florida State, 2/25/15

Player Scored 40 Points

Miami	Darius Rice (43) vs. Connecticut, 1/20/03
Opponent	Sean Singletary (41), Virginia, 3/1/08

Two Players Scored 20 Points

Miami	Sheldon McClellan (27), Tonye Jekiri (20), Utah, 11/20/15
Opponent	David Walker (21), Quincy Ford (24), Northeastern, 11/27/15

Three Players Scored 20 Points

Miami	Dwayne Collins (23), Brian Asbury (21), Jack McClinton (20) vs. Virginia Tech, 1/25/09
Opponent	Travis Mays (40), Alvin Hegg (22), Lance Blanks (21), Texas, 2/22/89

Five (not 5+) Players Scored in Double Figures

Miami	Anthony Lawrence, Jr. (18), Sheldon McClellan (12), Angel Rodriguez (12), Ja'Quan Newton (12), Kamari Murphy (11) vs. Notre Dame, 2/3/16
Opponent	Shawn Long (21), Jay Wright (13), Kasey Shepherd (12), Bryce Washington (11), Devonta Walker (11) vs. Louisiana 11/16/15

Six (not 6+) Players Scored in Double Figures

Miami	Davon Reed (19), Angel Rodriguez (18), Sheldon McClellan (16), Ivan Cruz Uceda (13), Anthony Lawrence (12), Ja'Quan Newton (11) vs. Louisiana 11/16/15
-------	--

Seven+ Players Scored in Double Figures

Miami	Sheldon McClellan (18), Ja'Quan Newton (15), James Palmer (14), Ebuka Izundu (11), Angel Rodriguez (11), Ivan Cruz Uceda (10), Anthony Lawrence Jr. (10) vs. Mississippi State 11/19/15
-------	---

Player Grabbed 15 Rebounds

Miami	Tonye Jekiri (15) at Louisville, 2/21/15
Opponent	Jahill Okafor (15), at Duke, 1/13/15

Two Players Grabbed 10 Rebounds

Miami	Tonye Jekiri (14), Kamari Murphy (10), at La Salle, 12/22/15
Opponent	Tyler Roberson (11), Tyler Lydon (10), Syracuse, 1/2/16

Three Players Grabbed 10 Rebounds

Miami	Mark Richardson (11), Eric Brown (10), Joe Wylie (10) vs. FIU, 3/6/89
Opponent	Matt Harpring (12), Dion Glover (10), Michael Maddox (10), Georgia Tech, 12/27/97

Player Had 10 Assists

Miami	Angel Rodriguez (11), vs. Duke, 1/25/16
Opponent	Kris Dunn (13), Providence, 12/22/14

Player Had 10 Blocks

Miami	Anthony King (10) vs. Florida Atlantic, 11/29/04
Opponent	Jarvis Varriado (10), Mississippi State, 12/13/07

Player Had a Double-Double

Miami	Tonye Jekiri (10 pts, 10 reb) vs. Pittsburgh, 2/9/16
Opponent	Brandon Ingram (19 pts, 10 reb) vs. Duke, 1/25/16

Player Had a Triple-Double

Miami	Anthony King (11 pts, 10 reb, 13 blks) vs. Florida Atlantic, 11/29/04
Opponent	Brendan Haywood (18 pts, 14 reb, 10 blks), North Carolina, 12/4/00

Two Players Had Double-Doubles

Miami	Reggie Johnson (22 pts, 11 rebs) & Kenny Kadji (12 pts, 12 rebs), vs. Stetson, 11/9/12
Opponent	Brice Johnson (22 pts, 11 rebs) & J.P. Tokoto (10 pts, 10 rebs), North Carolina, 2/28/15

Team Scored 100 Points

Miami	105 vs. Mississippi State, 11/19/15
Opponent	105, North Carolina, 1/31/07

Team Scored 50 Points in a Half

Miami	55 (2nd half) at La Salle, 12/22/15
Opponent	50 (2nd half) vs. Louisiana, 11/16/15

Team Shot 50 Percent in Both Halves

Miami	.630 (17-27) / .500 (31-55) vs. Notre Dame, 2/3/16
Opponent	.563 (9-16) / .520 (13-25) at Florida State, 2/1/15

Team Shot 60 Percent in a Half

Miami	.630 (17-27), first half, vs. Notre Dame, 2/3/16
Opponent	.611 (11-18), second half, at Virginia, 1/12/16

Team Shot 70 Percent in a Half

Miami	.739 (17-23), first half, at Florida State, 2/13/13
-------	---

Team Shot 60 Percent in a Game

Miami	.638 (30-47), at Florida State, 2/13/13
Opponent	.622 (23-37), Clemson, 12/21/08

Team Shot Less Than 30 Percent in a Game

Miami	.293 (12-41), vs. Eastern Kentucky, 12/19/14
Opponent	.298 (9-19), at La Salle, 12/22/15

THE LAST TIME A MIAMI FRESHMAN ...

Scored 26+ Points:	Durand Scott, 29, vs. North Carolina, 3/02/10
Scored 20-25 Points:	Deandre Burnett, 21, vs. Green Bay, 12/6/14
Perfect from Field (5+ att):	Reggie Johnson (RS), 8-of-8, vs. Wake Forest, 3/11/10
Perfect from 3-Point (3+ att):	Anthony Lawrence, 4-of-4, vs. Notre Dame, 2/3/16
10+ Rebounds:	Reggie Johnson (RS), 12, vs. Virginia Tech, 03/12/10
10+ Assists:	Durand Scott, 10, vs. North Carolina Central, 11/14/09
5-9 Assists:	Ja'Quan Newton, 5, at Notre Dame, 1/17/15
5+ Steals:	Shane Larkin, 6, vs. North Carolina, 01/10/12
4+ Blocks:	Raphael Akpejori, 4, McNeese State, 11/24/10
Double-Double:	Julian Gamble (RS), 13 points, 13 rebounds, North Florida, 12/31/08

Official Basketball Box Score -- Game Totals -- Final Statistics
UTRGV vs Miami
11-13-15 7:02 p.m. at BankUnited Center | Coral Gables, Fla.

UTRGV 59 • 0-1

#	Player	Total			3-Ptr			Rebounds			PF	TP	A	TO	Blk	Stl	Min
		FG	FGA	FT	FTA	Off	Def	Off	Def	Total							
03	Thompson, JJ	1-5	1-3	2-2	0	1	1	3	5	5	4	0	1	30			
20	Dixon, Nick	0-7	0-2	1-2	1	3	4	1	1	1	1	0	1	19			
23	Kimasa, Dan	5-11	0-0	0-0	0	5	5	3	10	1	1	0	0	25			
24	Hines, Shaquille	7-14	3-4	1-1	3	3	6	4	18	0	1	0	0	24			
35	Slaughter, Dakota	2-7	1-5	0-0	1	1	2	4	5	1	3	0	0	28			
01	Osborne, Everett	2-3	1-2	2-2	0	1	1	1	7	0	1	0	1	17			
05	Jones, Walter	1-1	0-0	0-2	0	0	0	3	2	0	0	0	0	8			
32	Rwabigwi, Adonis	0-1	0-0	0-0	0	3	3	0	0	2	1	0	0	15			
44	Ikenobe, Christopher	0-0	0-0	2-3	0	1	1	1	2	0	1	0	0	4			
55	Green, Antonio	4-6	1-3	0-0	0	4	4	3	9	1	0	0	1	30			
Team						1	6	7									
Totals		22-55	7-19	8-12	6	28	34	26	59	9	15	1	4	200			
FG % 1st Half: 8-29		27.6%	2nd half: 14-28	50.0%	Game: 22-55		40.0%	Deadball									
3FG % 1st Half: 3-10		30.0%	2nd half: 4-9	44.4%	Game: 7-19		36.8%	Rebounds									
FT % 1st Half: 1-2		50.0%	2nd half: 7-10	70.0%	Game: 8-12		66.7%										

Miami 86 • 1-0

#	Player	Total			3-Ptr			Rebounds			PF	TP	A	TO	Blk	Stl	Min
		FG	FGA	FT	FTA	Off	Def	Off	Def	Total							
05	Davon Reed	4-11	0-4	6-9	1	2	3	3	14	0	0	0	1	24			
10	Sheldon McClellan	6-10	2-4	4-4	1	3	4	3	18	1	1	0	1	29			
23	Angel Rodriguez	2-10	1-7	0-1	1	1	2	1	5	7	0	0	2	32			
23	Tonye Jekiri	2-5	0-1	3-4	2	10	12	3	7	1	1	0	0	26			
33	Ivan CruzUceda	5-9	4-7	2-2	1	6	7	2	16	1	1	0	1	28			
00	Ja'Quan Newton	3-6	0-1	5-7	0	2	2	0	11	1	3	0	1	23			
03	Anthony Lawrence	0-1	0-0	1-2	2	0	2	1	1	0	1	0	0	6			
12	James Palmer	3-7	2-4	3-4	1	5	6	0	11	3	0	0	0	23			
15	Ebuka Izundu	0-0	0-0	0-0	0	0	0	0	2	0	0	0	0	4			
20	Mike Robinson	1-2	1-2	0-0	0	1	1	1	3	0	0	0	0	3			
35	Chris Stowell	0-1	0-1	0-0	0	0	0	0	0	0	0	0	0	2			
Team						6	6										
Totals		26-62	10-31	24-33	15	30	45	16	86	14	8	0	6	200			
FG % 1st Half: 8-29		27.6%	2nd half: 18-33	54.5%	Game: 26-62		41.9%	Deadball									
3FG % 1st Half: 1-12		8.3%	2nd half: 9-19	47.4%	Game: 10-31		32.3%	Rebounds									
FT % 1st Half: 11-12		91.7%	2nd half: 13-21	61.9%	Game: 24-33		72.7%										

Officials: Clarence Armstrong, Tim Eberole, Bob Testa
Technical fouls: UTRGV-None, Miami-None.
Attendance: 6607

Score by periods	1st	2nd	Total
UTRGV	20	39	59
Miami	28	58	86

Last FG - UTRGV 2nd-01:25, UM 2nd-02:58.
Largest lead - UTRGV by 3 1st-18:22, UM by 32 2nd-02:02.
UTRGV led for 04:59, UM led for 33:25. Game was tied for 01:35.

Score tied - 3 times.
Lead changed - 3 times.

Official Basketball Box Score -- Game Totals -- Final Statistics
Louisiana vs Miami
11-16-15 7 p.m. at BankUnited Center | Coral Gables, Fla.

Louisiana 77 • 1-1

#	Player	Total			3-Ptr			Rebounds			PF	TP	A	TO	Blk	Stl	Min
		FG	FGA	FT	FTA	Off	Def	Off	Def	Total							
21	Long, Shawn	9-17	0-2	3-8	6	7	13	4	21	1	4	2	1	33			
32	Washington, Bryce	5-10	1-5	0-0	2	0	2	2	11	2	2	0	0	25			
01	Wright, Jay	4-9	1-2	4-7	0	0	0	2	13	8	1	0	2	30			
13	Register, Hayward	1-2	1-2	2-3	0	1	1	1	5	0	1	0	0	11			
22	Stove, Johnathan	0-1	0-0	2-2	0	3	3	3	2	1	2	0	1	22			
00	Walker, Devonta	5-7	0-0	1-2	3	2	5	4	11	0	1	1	0	15			
03	Wooten, Tyrone	0-3	0-1	0-0	1	2	3	1	0	0	0	0	0	7			
04	Wronkoski, Steven	1-3	0-2	0-0	1	1	2	2	2	0	1	0	0	17			
05	Shepherd, Kasey	4-9	2-5	2-2	1	2	3	2	12	2	1	0	3	22			
15	Edgman, Jay	0-2	0-1	0-0	0	1	1	1	0	0	0	0	0	14			
23	Williams, Tirmone	0-0	0-0	0-0	0	0	0	1	0	0	0	0	0	4			
Team						4	1	5									
Totals		29-63	5-20	14-24	18	20	38	23	77	14	13	3	7	200			
FG % 1st Half: 10-24		41.7%	2nd half: 19-39	48.7%	Game: 29-63		46.0%	Deadball									
3FG % 1st Half: 2-9		22.2%	2nd half: 3-11	27.3%	Game: 5-20		25.0%	Rebounds									
FT % 1st Half: 5-9		55.6%	2nd half: 9-15	60.0%	Game: 14-24		58.3%										

Miami 93 • 2-0

#	Player	Total			3-Ptr			Rebounds			PF	TP	A	TO	Blk	Stl	Min
		FG	FGA	FT	FTA	Off	Def	Off	Def	Total							
33	Ivan CruzUceda	5-7	3-5	0-0	0	3	3	3	13	0	0	0	0	29			
23	Tonye Jekiri	2-6	0-1	0-1	1	3	4	4	1	2	0	0	0	23			
05	Davon Reed	6-8	4-5	3-4	0	4	4	3	19	1	2	1	1	32			
10	Sheldon McClellan	6-9	2-4	2-3	2	3	5	2	16	2	1	1	3	34			
13	Angel Rodriguez	4-11	2-6	8-11	3	2	5	3	18	4	2	0	1	31			
00	Ja'Quan Newton	5-6	0-0	1-2	0	0	0	1	11	5	2	0	0	15			
03	Anthony Lawrence	3-6	1-2	5-6	2	4	6	3	12	4	1	1	2	25			
12	James Palmer	0-2	0-0	0-0	1	1	2	1	0	0	0	0	0	11			
15	Ebuka Izundu	0-0	0-0	0-0	0	0	0	0	0	0	0	0	0	0+			
Team						1	1	2									
Totals		31-55	12-23	19-27	10	21	31	20	93	17	10	4	6	200			
FG % 1st Half: 16-30		53.3%	2nd half: 15-25	60.0%	Game: 31-55		56.4%	Deadball									
3FG % 1st Half: 6-14		42.9%	2nd half: 6-9	66.7%	Game: 12-23		52.2%	Rebounds									
FT % 1st Half: 5-6		83.3%	2nd half: 14-21	66.7%	Game: 19-27		70.4%										

Officials: Tim Nestor, Raymond Syons, Alfred Smith
Technical fouls: Louisiana-None, Miami-None.
Attendance: 5965

Score by periods	1st	2nd	Total
Louisiana	27	50	77
Miami	43	50	93

Last FG - UL-L 2nd-01:17, UM 2nd-02:15.
Largest lead - UL-L by 3 1st-19:35, UM by 20 1st-03:31.
UL-L led for 01:21, UM led for 37:33. Game was tied for 01:06.

Score tied - 2 times.
Lead changed - 1 time.

Official Basketball Box Score -- Game Totals -- Final Statistics
Miami vs Mississippi State
11/19/15 6:00 PM AT at Coliseo Roberto Clemente (San Juan, PR)

Miami 105 • 3-0

#	Player	Total		3-Ptr		Rebounds		PF	TP	A	TO	Blk	Stl	Min	
		FG	FGA	FG	FGA	FT	FTA								Off
33	Ivan CruzUceda	f	4-6	2-3	0-0	0	6	6	3	10	0	1	0	1	22
23	Tonye Jekiri	c	3-5	0-0	2-2	3	7	10	3	8	2	3	1	0	18
05	Davon Reed		1-2	1-1	5-5	0	3	3	4	8	1	2	0	0	18
10	Sheldon McClellan	g	5-10	2-3	6-6	0	0	0	1	18	4	0	0	2	32
13	Angel Rodriguez	g	4-6	2-3	1-2	1	2	3	3	11	5	2	0	0	24
00	Ja'Quan Newton		5-10	0-2	5-8	0	2	2	2	15	5	2	0	2	24
03	Anthony Lawrence		3-7	0-2	4-6	2	2	4	3	10	2	0	0	2	22
12	James Palmer		6-9	2-3	0-2	0	2	2	0	14	1	0	0	0	21
15	Ebuka Izundu		3-5	0-0	5-7	5	2	7	0	11	0	0	0	0	15
20	Mike Robinson		0-0	0-0	0-0	0	0	0	1	0	0	0	0	0	2
35	Chris Stowell		0-0	0-0	0-0	0	0	0	0	0	0	1	0	0	2
Team			34-60	9-17	28-38	13	28	41	20	105	20	11	1	7	200
Totals															
FG % 1st Half: 20-32		62.5%	2nd half: 14-28		50.0%	Game: 34-60		56.7%	Deadball						
3FG % 1st Half: 7-13		53.8%	2nd half: 2-4		50.0%	Game: 9-17		52.9%	Rebounds						
FT % 1st Half: 12-17		70.6%	2nd half: 16-21		76.2%	Game: 28-38		73.7%							

Official Basketball Box Score -- Game Totals -- Final Statistics
Butler vs Miami
11-22-15 7:30 PM AT at Coliseo Roberto Clemente (San Juan, PR)

Butler 75 • 3-1

#	Player	Total		3-Ptr		Rebounds		PF		TP		A TO		Bk Stl		Min
		FG-FGA	FG-FGA	FT-FTA	FT-FTA	Off Def Tot	Off Def Tot	PF	TP	A TO	Bk Stl	A TO	Bk Stl	A TO	Bk Stl	
04	WIDEMAN, Tyler	3-6	0-0	2-2	2-2	4 6 10	4 6 10	4	8	0 0	0 2	2 1	0 0	2 1	0 0	31
45	CHRABASZCZ, Andrew	3-7	0-1	0-0	0-0	2 0 2	2 0 2	4	6	2 0	1 0	2 1	0 0	2 1	0 0	27
01	LEWIS, Tyler	1-5	1-4	0-0	0-0	0 0 0	0 0 0	1	3	1 2	0 0	1 2	0 0	1 2	0 0	25
21	JONES, Roosevelt	7-13	0-0	5-11	3-3	2 5 7	2 5 7	2	19	5 3	0 1	3 0	0 1	3 0	0 1	36
24	DUNHAM, Kellen	6-17	5-8	6-6	0-0	0 0 0	0 0 0	3	23	1 4	0 0	1 4	0 0	1 4	0 0	28
00	ETHERINGTON, Austin	0-1	0-1	0-0	0-0	1 1 0	1 1 0	0	0	1 0	0 0	1 0	0 0	1 0	0 0	8
05	GATHERS, Jordan	2-3	2-3	0-0	0-0	0 0 0	0 0 0	1	6	1 1	0 0	2 1	0 0	2 1	0 0	12
13	DAVIS, Jackson	1-2	0-0	0-0	0-0	0 0 0	0 0 0	1	2	0 0	0 0	0 0	0 0	0 0	0 0	5
30	MARTIN, Kelan	3-5	0-1	2-2	2-2	0 5 5	0 5 5	3	8	0 3	0 0	0 3	0 0	0 3	0 0	28
Team		4 3	7													
Totals		28-59	8-18	15-21	13 17 30	19	75	11	13	1	5	200				
FG % 1st Half: 11-27		40.7%	2nd half: 15-32	46.9%	Game: 26-59	44.1%	Deadball		Rebounds							
3FG % 1st Half: 3-9		33.3%	2nd half: 5-9	55.6%	Game: 8-18	44.4%										
FT % 1st Half: 4-6		66.7%	2nd half: 11-15	73.3%	Game: 15-21	71.4%										

Miami 85 • 5-0

#	Player	Total		3-Ptr		Rebounds		PF		TP		A TO		Bk Stl		Min
		FG-FGA	FG-FGA	FT-FTA	FT-FTA	Off Def Tot	Off Def Tot	PF	TP	A TO	Bk Stl	A TO	Bk Stl	A TO	Bk Stl	
33	Ivan CruzUceda	3-4	2-3	0-0	0-0	1 3 4	1 3 4	0	0	2 0	2 0	2 0	2 0	2 0	2 0	20
23	Tonye Jekiri	4-6	0-0	4-4	4-4	4 8 12	4 8 12	4	12	1 3	2 0	3 4	2 0	3 4	2 0	34
05	Davon Reed	1-3	1-1	4-4	4-4	1 4 5	1 4 5	3	7	3 2	0 0	3 2	0 0	3 2	0 0	30
10	Sheldon McClellan	2-6	2-5	2-2	0-0	2 2 4	2 2 4	2	8	2 1	0 1	3 2	0 1	3 2	0 1	29
12	Angel Rodriguez	6-10	3-6	4-4	0-0	1 1 2	1 1 2	3	19	3 4	1 0	3 2	0 0	3 2	0 0	29
00	Ja'Quan Newton	5-12	0-1	7-8	0-0	0 1 1	0 1 1	1	17	3 1	1 0	2 3	1 0	2 3	1 0	23
03	Anthony Lawrence	3-6	1-3	0-0	0-0	0 1 1	0 1 1	1	7	1 0	0 0	2 1	0 0	2 1	0 0	12
12	James Palmer	1-2	0-1	0-0	0-0	0 1 1	0 1 1	2	2	1 0	0 0	0 1	0 0	0 1	0 0	11
21	Kamari Murphy	2-3	0-0	1-2	1-2	1 3 4	1 3 4	5	0	0 0	0 0	0 0	0 0	0 0	0 0	12
Team		2 0	2													
Totals		27-52	9-20	22-24	9 24 33	21	85	14	11	5	8	200				
FG % 1st Half: 16-34		52.9%	2nd half: 9-16	50.0%	Game: 27-52	51.9%	Deadball		Rebounds							
3FG % 1st Half: 4-11		36.4%	2nd half: 5-9	55.6%	Game: 9-20	45.0%										
FT % 1st Half: 2-2		100.0%	2nd half: 20-22	90.9%	Game: 22-24	91.7%										

Officials: Joe DeRosa, Patrick Adams, Kipp Kissinger
Technical fouls: Butler-None, Miami-Kamari Murphy.
Attendance: 5309
Game 12 of the Ninth Annual Puerto Rico Tip-Off Tournament
Championship Game

Score by periods	1st	2nd	Total
Butler	29	46	75
Miami	42	43	85

Last FG - BUTLER 2nd-03:31, UM 2nd-06:15.
Largest lead - BUTLER None, UM by 19 1st-02:41.
BUTLER led for 00:00, UM led for 37:47. Game was tied for 02:13.

Score tied - 2 times.
Lead changed - 0 times.

Official Basketball Box Score -- Game Totals -- Final Statistics
Northeastern vs Miami
11-27-15 4 p.m. at BankUnited Center | Coral Gables, Fla.

Northeastern 78 • 4-1

#	Player	Total		3-Ptr		Rebounds		PF		TP		A TO		Bk Stl		Min
		FG-FGA	FG-FGA	FT-FTA	FT-FTA	Off Def Tot	Off Def Tot	PF	TP	A TO	Bk Stl	A TO	Bk Stl	A TO	Bk Stl	
04	Walker, David	4-10	2-4	11-12	0 2 2	1 21	3 2 0	1	21	3 2	0 1	3 8	0 0	3 8	0 0	38
10	Williams, T.J.	1-4	0-2	1-3	0 0 0	0 3	3 0 0	0	3	3 0	0 0	0 28				28
12	Ford, Quincy	9-17	5-10	1-3	1 5 6	3 24	2 4 0	4	29	2 4	0 4	2 29				29
33	Stahl, Zach	3-6	0-0	0-0	1 4 5	4 6	0 4 1	0	32	0 4	1 0	3 24				24
34	Abakah, Kwesi	1-4	0-0	0-0	2 3 5	3 2	1 0 0	0	24	1 0	0 0	0 17				17
11	Miller, Jeremy	3-5	2-2	1-1	2 3 5	1 9	0 0 0	0	8	0 0	0 0	0 8				8
15	Donnelly, Caleb	2-2	1-1	0-0	0 0 0	0 5	0 0 0	0	24	2 2	0 0	2 24				24
20	Begley, Devon	2-6	2-3	2-2	1 2 3	2 8	2 2 0	0	24	2 2	0 0	2 24				24
Team		4 3	7													
Totals		25-54	12-22	16-22	11 22 33	14	78	11	12	1	5	200				
FG % 1st Half: 11-26		42.3%	2nd half: 14-28	50.0%	Game: 25-54	46.3%	Deadball		Rebounds							
3FG % 1st Half: 7-12		58.3%	2nd half: 5-10	50.0%	Game: 12-22	54.5%										
FT % 1st Half: 6-8		75.0%	2nd half: 10-14	71.4%	Game: 16-22	72.7%										

Miami 77 • 5-0

#	Player	Total		3-Ptr		Rebounds		PF		TP		A TO		Bk Stl		Min
		FG-FGA	FG-FGA	FT-FTA	FT-FTA	Off Def Tot	Off Def Tot	PF	TP	A TO	Bk Stl	A TO	Bk Stl	A TO	Bk Stl	
05	Davon Reed	7-10	2-5	3-3	1 6 7	3 19	4 2 1	1	34	4 2	1 1	3 18	1 0	0 1	0 1	32
10	Sheldon McClellan	8-12	1-3	1-1	0 1 1	3 18	1 0 0	0	32	1 0	0 0	1 32				32
12	Angel Rodriguez	5-11	1-4	1-1	0 0 0	4 12	6 3 0	1	32	6 3	0 1	3 32				32
23	Tonye Jekiri	4-8	0-0	0-0	2 10 12	2 8	2 2 5	0	37	2 2	5 0	2 37				37
33	Ivan CruzUceda	1-3	1-3	0-0	0 0 0	1 3	1 0 0	0	14	1 0	0 0	1 20				20
00	Ja'Quan Newton	5-7	1-1	2-3	1 1 2	4 13	1 2 0	1	20	1 2	0 0	1 20				20
03	Anthony Lawrence	0-1	0-0	0-0	1 0 1	1 0	0 0 0	0	5	0 0	0 0	0 9				9
12	James Palmer	1-5	0-1	0-0	0 0 0	0 2	1 0 0	0	17	0 2	1 0	1 17				17
21	Kamari Murphy	1-2	0-0	0-0	1 5 6	3 2	0 2 1	0	17	0 2	1 0	1 17				17
Team		0 1	1													
Totals		32-59	6-17	7-9	6 24 30	21	77	16	11	7	4	200				
FG % 1st Half: 13-29		44.8%	2nd half: 19-30	63.3%	Game: 32-59	54.2%	Deadball		Rebounds							
3FG % 1st Half: 1-8		12.5%	2nd half: 5-9	55.6%	Game: 6-17	35.3%										
FT % 1st Half: 3-4		75.0%	2nd half: 4-5	80.0%	Game: 7-9	77.8%										

Officials: Brian Dorsey, Les Jones, Bill McCarthy
Technical fouls: Northeastern-None, Miami-None.
Attendance: 6635

Score by periods	1st	2nd	Total
Northeastern	35	43	78
Miami	30	47	77

Last FG - NU 2nd-00:00, UM 2nd-00:18.
Largest lead - NU by 13 1st-07:09, UM by 7 2nd-04:23.
NU led for 31:54, UM led for 06:00. Game was tied for 02:05.

Score tied - 2 times.
Lead changed - 4 times.

Official Basketball Box Score -- Game Totals -- Final Statistics
Miami vs Nebraska
12/01/15 8:05 p.m. at Pinnacle Bank Arena (Lincoln, Neb.)

Miami 77 • 6-1

#	Player	Total		3-Ptr		Rebounds		PF	TP	A	TO	Bk	Stl	
		FG-FGA	FG-FGA	FT-FTA	FT-FTA	Off	Def							
21	Kamari Murphy	5-6	0-0	0-0	1	4	5	4	10	0	2	1	0	29
23	Tonye Jekiri	2-8	0-1	3-3	2	8	10	3	7	2	2	2	0	38
05	Davon Reed	1-10	1-6	5-6	1	3	4	2	8	0	1	0	0	32
10	Sheldon McClellan	3-8	1-2	7-9	2	2	4	2	14	0	2	0	1	43
12	Angel Rodriguez	5-11	2-5	3-4	0	4	4	1	15	4	4	1	3	36
00	Ja'Quan Newton	3-6	0-2	4-5	0	2	2	1	10	2	2	0	0	20
03	Anthony Lawrence	5-7	2-3	1-1	2	5	7	1	13	0	0	0	0	14
12	James Palmer	0-0	0-0	0-0	0	0	0	1	0	0	0	0	0	3
33	Ivan CruzUceda	0-2	0-2	0-0	1	1	2	1	0	0	1	0	0	9
Team					3	0	3							
Totals		24-58	6-21	23-28	12	29	41	16	77	8	14	4	4	225
FG % 1st Half: 13-30		43.3%	2nd half: 9-21	42.9%	OT: 2-7	28.6%	Game: 24-58	41.4%	Deadball Rebounds					
3FG % 1st Half: 3-8		37.5%	2nd half: 2-9	22.2%	OT: 1-4	25.0%	Game: 6-20	30.0%						
FT % 1st Half: 8-8		100.0%	2nd half: 11-14	78.6%	OT: 4-6	75.0%	Game: 23-27	85.2%						

Official Basketball Box Score -- Game Totals -- Final Statistics
Florida vs Miami
12-08-16 7:02 p.m. at BankUnited Center | Coral Gables, Fla.

Florida 55 • 6-2

#	Player	Total			3-Ptr			Rebounds			PF	TP	A	TO	Blk	Stl	Min
		FG-FGA	FG-FGA	FT-FTA	FG-FGA	FG-FGA	FT-FTA	Off	Def	Total							
00	Hill, Kasey	1-7	0-3	2-3	0	0	0	5	4	1	3	0	1	21			
03	Robinson, Devin	5-10	0-1	1-1	1	5	6	3	11	2	0	0	0	30			
04	Allen, KeVaughn	2-7	0-1	0-0	0	2	2	1	4	0	0	0	0	21			
10	Finney-Smith, Dorian	4-7	1-2	3-8	1	5	6	2	12	0	2	0	0	34			
15	Egbunu, John	5-10	0-0	4-4	2	3	5	4	14	0	2	0	1	30			
01	Walker, DeVon	0-0	0-0	0-0	0	1	1	0	0	0	1	0	1	8			
02	Francis-Ramirez, B.	2-7	0-0	0-0	0	1	1	2	4	1	0	0	0	18			
11	Chiozza, Chris	1-4	0-2	0-0	0	2	2	5	2	3	2	0	1	20			
13	Hayes, Kevanius	1-2	0-0	0-0	1	1	2	0	2	0	0	1	0	10			
24	Leon, Justin	1-3	0-1	0-0	2	1	3	1	2	0	0	0	1	7			
32	Rimmer, Schuyler	0-0	0-0	0-0	0	1	1	0	0	0	0	0	0	1			
Team								1	1	2							
Totals		22-57	1-12	10-16	9	22	31	23	55	7	10	1	5	200			
FG % 1st Half: 9-25		36.0%	2nd half: 13-32	40.6%	Game: 22-57		38.6%	Deadball Rebounds 1									
3FG % 1st Half: 1-6		16.7%	2nd half: 0-6	0.0%	Game: 1-12		8.3%										
FT % 1st Half: 5-7		71.4%	2nd half: 5-9	55.6%	Game: 10-16		62.5%										

Miami 66 • 8-1

#	Player	Total			3-Ptr			Rebounds			PF	TP	A	TO	Blk	Stl	Min
		FG-FGA	FG-FGA	FT-FTA	FG-FGA	FG-FGA	FT-FTA	Off	Def	Total							
05	Davon Reed	2-8	1-4	0-0	0	4	4	2	5	0	2	2	3	27			
10	Sheldon McClellan	7-12	3-4	7-8	1	4	5	0	24	1	1	0	1	37			
13	Angel Rodriguez	5-8	3-5	4-4	0	3	3	3	17	2	2	0	3	29			
21	Kamari Murphy	3-7	0-1	2-4	2	4	6	4	8	1	1	1	0	34			
23	Tonye Jekiri	3-4	0-0	3-4	5	4	9	3	9	1	3	3	0	27			
00	Ja'Quan Newton	0-2	0-0	3-4	0	1	1	1	3	3	3	0	0	19			
12	James Palmer	0-3	0-1	0-0	1	0	1	0	0	1	0	0	0	10			
15	Ebuka Izundu	0-3	0-0	0-0	1	0	1	1	0	0	0	0	0	4			
33	Ivan CruzUceda	0-4	0-2	0-0	0	3	3	3	0	0	1	0	0	13			
Team								1	8	9							
Totals		20-51	7-17	19-24	11	31	42	17	66	9	14	6	7	200			
FG % 1st Half: 13-34		38.2%	2nd half: 7-17	41.2%	Game: 20-51		39.2%	Deadball Rebounds 3									
3FG % 1st Half: 4-11		36.4%	2nd half: 3-6	50.0%	Game: 7-17		41.2%										
FT % 1st Half: 3-4		75.0%	2nd half: 16-20	80.0%	Game: 19-24		79.2%										

Officials: Roger Ayers, Les Jones, Patrick Adams

Technical fouls: Florida-None, Miami-None.

Attendance: 7972

Score by periods	1st	2nd	Total
Florida	24	31	55
Miami	33	33	66

Last FG - UF 2nd-00:16, UM 2nd-06:37.

Largest lead - UF by 1 1st-16:45, UM by 15 2nd-01:52.

UF led for 00:13, UM led for 39:29. Game was tied for 00:18.

Score tied - 0 times.

Lead changed - 2 times.

Official Basketball Box Score -- Game Totals -- Final Statistics
Miami vs La Salle
12-22-15 5:06 pm at Philadelphia, Pa. (The Palestra)

Miami 95 • 10-1

#	Player	Total			3-Ptr			Rebounds			PF	TP	A	TO	Blk	Stl	Min
		FG-FGA	FG-FGA	FT-FTA	FG-FGA	FG-FGA	FT-FTA	Off	Def	Total							
21	Kamari Murphy	3-6	0-0	0-0	2	8	10	2	8	1	0	1	0	25			
23	Tonye Jekiri	4-4	0-0	2-3	3	11	14	3	10	0	2	1	0	21			
05	Davon Reed	2-5	0-2	3-4	0	6	6	2	7	2	0	1	0	21			
10	Sheldon McClellan	5-8	2-3	2-2	1	1	2	1	14	6	0	0	1	28			
13	Angel Rodriguez	2-8	0-3	7-8	1	0	1	2	11	1	1	0	0	19			
00	Ja'Quan Newton	5-10	0-0	0-1	0	2	2	0	10	3	1	0	1	21			
02	Anthony Lawrence	1-4	0-2	0-0	1	1	2	1	2	3	0	0	0	14			
12	James Palmer	1-6	1-3	3-4	1	1	2	3	6	1	2	0	1	22			
15	Ebuka Izundu	3-3	0-0	0-0	2	2	4	1	6	0	1	0	0	9			
20	Mike Robinson	1-2	1-2	0-0	0	0	0	0	3	0	0	0	0	2			
33	Ivan CruzUceda	7-8	4-5	2-2	1	5	6	3	20	0	1	0	0	18			
35	Chris Stowell	0-0	0-0	0-0	0	1	1	0	0	0	0	0	0	2			
Team								0	1	1							
Totals		34-64	8-20	19-24	12	39	51	18	65	17	8	3	3	200			
FG % 1st Half: 15-30		50.0%	2nd half: 19-34	55.9%	Game: 34-64		53.1%	Deadball Rebounds 3									
3FG % 1st Half: 4-11		36.4%	2nd half: 4-9	44.4%	Game: 8-20		40.0%										
FT % 1st Half: 6-9		66.7%	2nd half: 13-15	86.7%	Game: 19-24		79.2%										

La Salle 49 • 4-5

#	Player	Total			3-Ptr			Rebounds			PF	TP	A	TO	Blk	Stl	Min
		FG-FGA	FG-FGA	FT-FTA	FG-FGA	FG-FGA	FT-FTA	Off	Def	Total							
05	WASHINGTON, Tony	4-6	0-0	0-0	1	9	10	4	8	0	0	1	0	37			
01	SHULER, Johnnie	2-15	1-8	4-5	0	5	5	3	9	5	1	0	1	40			
02	STUKES, Amar	2-5	0-0	0-2	0	0	0	4	4	2	1	0	0	18			
03	ROBERTS, Cleon	0-1	1-4	3-5	1	0	1	4	6	1	2	0	1	36			
21	PRICE, Jordan	2-11	1-4	1-4	0	4	4	1	6	2	2	0	0	30			
12	SAKHNIUK, Yevgen	3-5	1-2	1-3	0	0	0	1	8	1	1	0	0	15			
14	HARRIS, Karl	0-1	0-1	0-0	0	0	0	0	0	0	0	0	0	4			
23	MAJSTOROVIC, Dusan	0-1	0-1	0-0	0	1	1	0	0	0	0	0	0	4			
35	BROWN, Rohan	3-6	2-4	0-0	0	0	0	3	8	0	0	1	0	16			
Team								2	1	3							
Totals		17-57	6-24	9-19	4	20	24	20	49	11	8	2	2	200			
FG % 1st Half: 7-23		30.4%	2nd half: 10-34	29.4%	Game: 17-57		29.8%	Deadball Rebounds 7									
3FG % 1st Half: 2-10		20.0%	2nd half: 4-14	28.6%	Game: 6-24		25.0%										
FT % 1st Half: 6-11		54.5%	2nd half: 3-8	37.5%	Game: 9-19		47.4%										

Officials: Tim Kelly, Ray Perone, Ron Tyburski

Technical fouls: Miami-None, La Salle-None.

Attendance: 3592

Score by periods	1st	2nd	Total
Miami	40	55	95
La Salle	22	27	49

Last FG - UM 2nd-01:05, LAS 2nd-01:27.

Largest lead - UM by 48 2nd-01:05, LAS None.

UM led for 39:27, LAS led for 00:00. Game was tied for 01:33.

Score tied - 0 times.

Lead changed - 0 times.

Official Basketball Box Score -- Game Totals -- Final Statistics
Co. of Charleston vs Miami
12-19-16 2 p.m. at BankUnited Center | Coral Gables, Fla.

Co. of Charleston 63 • 7-3

#	Player	Total			3-Ptr			Rebounds			PF	TP	A	TO	Blk	Stl	Min
		FG-FGA	FG-FGA	FT-FTA	Off	Def	Total										
05	Brantley, Jarrell	4-10	0-2	5-7	4	7	11	4	13	1	2	0	1	30			
23	Harris, Nick	2-4	0-0	1-2	0	2	2	5	5	1	1	0	1	18			
03	Hulse, Payton	2-2	0-0	0-0	3	2	5	4	4	3	2	0	0	20			
12	Johnson, Cameron	0-4	0-1	0-0	1	2	3	3	0	1	4	0	1	21			
24	Barry, Canyon	8-20	2-6	2-4	0	1	1	1	20	0	2	0	3	38			
00	Gilmore, Donovan	1-3	0-0	0-0	1	2	3	1	2	0	0	0	0	6			
11	Bailey, Evan	0-2	0-0	0-0	0	0	0	2	0	0	1	0	1	13			
15	O'Donohue, Terrance	0-2	0-0	0-0	0	1	1	1	0	0	0	1	0	10			
21	Pontier, Marquise	4-10	2-4	1-1	0	1	1	0	11	6	3	0	5	29			
44	Bourne, James	3-4	0-0	2-3	1	0	1	4	8	0	1	0	1	15			
	Team																
	Totals	24-61	4-13	11-17	10	22	32	25	63	12	17	0	13	200			
	FG % 1st Half: 11-27	40.7%	2nd half: 13-34	38.2%	Game: 24-61	39.3%											DeadBall
	3FG % 1st Half: 3-7	42.9%	2nd half: 1-6	16.7%	Game: 4-13	30.8%											Rebounds
	FT % 1st Half: 7-10	70.0%	2nd half: 4-7	57.1%	Game: 11-17	64.7%											1

Official Basketball Box Score - Game Totals - Final Statistics
Syracuse vs Miami
01-02-16 2:30 p.m. at BankUnited Center | Coral Gables, Fla.

Syracuse 51 • 10-5 (0-2)

#	Player	Total			3-Ptr			Rebounds			PF	TP	A	TO	Blk	Stl	Min
		FG-FGA	FG-FGA	FT-FTA	Off	Def	Tot	Off	Def	Tot							
21	Tyler Roberson	2-9	0-0	1-1	5	6	11	3	5	8	1	2	0	0	0	0	32
00	Michael Gbinje	3-14	0-7	4-9	2	4	6	4	10	14	0	1	0	0	3	38	
10	Trevor Cooney	2-7	1-5	0-0	0	0	0	3	5	8	0	1	0	1	1	35	
22	Malachi Richardson	7-15	5-6	1-2	0	6	6	2	20	26	1	2	0	1	1	34	
33	Dajuan Coleman	2-4	0-0	0-0	1	3	4	5	4	9	0	2	0	0	0	15	
14	Kaleb Joseph	0-3	0-1	0-0	1	1	2	2	0	2	0	1	0	0	0	6	
20	Tyler Lyon	2-4	1-3	2-2	1	9	10	4	7	11	0	1	0	1	2	30	
35	Chinonso Obokoh	0-0	0-0	0-0	2	0	2	2	0	2	0	0	0	0	0	10	
	Team				0	0	0										
Totals		18-56	7-22	8-14	12	29	41	25	51	77	7	19	1	7	200		
FG % 1st Half: 9-28		32.1%	2nd half: 9-28	32.1%	Game: 18-56		32.1%	Deadball									
3FG % 1st Half: 5-12		41.7%	2nd half: 2-10	20.0%	Game: 7-22		31.8%	Rebounds									
FT % 1st Half: 2-5		40.0%	2nd half: 6-9	66.7%	Game: 8-14		57.1%										

Miami 64 • 12-1 (1-0)

#	Player	Total			3-Ptr			Rebounds			PF	TP	A	TO	Blk	Stl	Min
		FG-FGA	FG-FGA	FT-FTA	Off	Def	Tot	Off	Def	Tot							
21	Kamari Murphy	f	4-5	0-0	0-0	2	6	8	2	8	1	1	2	1	2	1	25
23	Tonye Jekiri	c	2-5	0-0	0-1	1	2	3	3	4	0	1	1	0	1	0	33
00	Davon Reed	f	1-7	0-4	2-3	1	4	5	1	4	1	2	0	0	0	0	21
10	Sheldon McClellan	g	5-11	0-6	12-14	1	4	5	1	22	0	1	2	3	3	3	38
13	Angel Rodriguez	g	1-9	0-7	1-1	1	2	3	4	3	4	5	2	6	2	6	28
00	Ja'Quan Newton		3-5	2-2	6-10	1	3	4	3	14	2	2	0	2	2	2	24
03	Anthony Lawrence		0-1	0-0	1-2	1	1	2	0	1	0	0	0	0	0	0	5
12	James Palmer		1-3	0-1	1-1	1	1	2	0	3	1	0	0	0	0	0	8
33	Ivan CruzUceda		1-6	1-5	2-2	2	4	6	0	5	0	0	0	0	0	0	18
Team						1	2	3									
Totals			18-52	3-25	25-34	12	29	41	14	64	9	12	7	12	200		
FG % 1st Half: 5-26		19.2%	2nd half: 13-26	50.0%	Game: 18-52		34.6%	Deadball									
3FG % 1st Half: 0-11		0.0%	2nd half: 3-14	21.4%	Game: 3-25		12.0%	Rebounds									
FT % 1st Half: 7-13		53.8%	2nd half: 18-21	85.7%	Game: 25-34		73.5%										

Officials: Louis Andraekos, Bill Covington, Jr., Tim Kelly
Technical fouls: Syracuse-None, Miami-None.
Attendance: 7041

Score by periods	1st	2nd	Total
Syracuse	25	26	51
Miami	17	47	64

Last FG - SU 2nd-02:14, UM 2nd-00:37.
Largest lead - SU by 12 1st-02:55, UM by 14 2nd-00:37.
SU led for 18:49, UM led for 14:13. Game was tied for 05:30.

Score tied - 3 times.
Lead changed - 7 times.

Official Basketball Box Score - Game Totals - Final Statistics
Florida State vs Miami
01-09-16 5 p.m. at BankUnited Center | Coral Gables, Fla.

Florida State 59 • 10-5 (0-3)

#	Player	Total			3-Ptr		Rebounds			PF	TP	A	TO	Blk	Stl	Min	
		FG-FA	FG-FA	FT-FTA	Off	Def	Tot	Off	Def								Tot
04	Bacon, Dwayne	4-12	1-4	1-1	1	4	5	4	10	2	1	0	0	0	0	25	
05	Beasley, Malik	5-16	0-4	3-3	2	7	9	3	13	0	3	0	1	1	36		
15	Bojanovsky, Boris	4-7	0-1	0-0	3	1	4	2	8	0	3	2	0	1	18		
22	Rathan-Mayes, Xavier	3-8	0-3	4-4	0	2	2	2	10	4	2	0	1	1	31		
32	Brandon, Montay	0-1	0-1	0-0	1	3	4	0	0	1	3	0	0	0	22		
01	Bookert, Devon	2-7	1-3	2-2	1	2	3	2	7	2	1	0	1	1	25		
03	Bell, Benji	1-1	0-0	0-0	0	0	0	1	2	2	1	0	1	1	7		
14	Mann, Terence	0-3	0-1	1-2	1	3	4	1	1	0	0	0	0	0	14		
21	Koumadje, Chris	0-1	0-0	0-0	0	0	0	0	0	0	0	0	1	0	3		
23	Smith, Jarquez	4-9	0-2	0-0	2	2	4	2	8	0	0	1	1	1	19		
Team					3	1	4										
Totals		23-65	2-19	11-16	14	25	39	17	59	11	14	4	5	200			
FG % 1st Half: 10-32		31.3%	2nd half: 13-33	39.4%	Game: 23-65		35.4%	Deadball									
3FG % 1st Half: 1-8		12.5%	2nd half: 1-11	9.1%	Game: 2-19		10.5%	Rebounds									
FT % 1st Half: 3-5		60.0%	2nd half: 8-11	72.7%	Game: 11-16		68.8%										

Miami 72 • 13-1 (2-0)

#	Player	Total			3-Ptr		Rebounds			PF	TP	A	TO	Blk	Stl	Min
		FG-FGA	FG-FGA	FT-FTA	Off	Def	Tot	Off	Def							
05	Davon Reed	3-6	3-5	3-4	0	4	4	1	12	2	5	0	1	1	26	
10	Sheldon McClellan	7-11	2-5	5-8	0	5	5	2	21	2	1	0	1	1	34	
13	Angel Rodriguez	2-8	0-6	2-3	0	0	0	5	6	2	2	0	0	0	31	
21	Kamari Murphy	2-6	0-1	1-2	1	5	6	2	5	1	1	0	0	0	27	
23	Tonye Jekiri	4-7	0-1	0-0	2	8	10	2	8	0	0	0	0	0	33	
00	Ja'Quan Newton	6-10	0-1	1-1	0	1	1	2	13	4	2	0	1	1	21	
03	Anthony Lawrence	0-2	0-1	0-0	0	0	0	0	0	0	0	0	0	0	6	
12	James Palmer	0-1	0-0	0-0	0	1	1	0	0	0	1	0	1	0	4	
33	Ivan CruzUceda	3-6	1-4	0-0	0	3	3	2	7	1	1	1	1	0	18	
Team																
Totals		27-57	6-24	12-16	7	31	38	16	72	12	13	1	4	200		
FG % 1st Half: 13-28		46.4%	2nd half: 14-29	48.3%	Game: 27-57		47.4%									
3FG % 1st Half: 4-12		33.3%	2nd half: 2-12	16.7%	Game: 6-24		25.0%									
FT % 1st Half: 2-4		50.0%	2nd half: 10-12	83.3%	Game: 12-16		75.0%									

Officials: Brian Dorsey, Les Jones, James Luckie
Technical fouls: Florida-None, Miami-None.
Attendance: 7972

Score by periods	1st	2nd	Total
Florida State	24	35	59
Miami	32	40	72

Last FG - FS 2nd-00:28, UM 2nd-01:13.
Largest lead - FS None, UM by 17 2nd-10:26.
FS led for 00:00, UM led for 35:05. Game was tied for 00:55.

Score tied - 0 times.
Lead changed - 0 times.

Official Basketball Box Score - Game Totals - Final Statistics
Miami vs Virginia
01-12-16 7:00 p.m. at Charlottesville, Va. (JPJ)

Miami 58 • 13-2 (2-1 ACC)

#	Player	Total			3-Ptr			Rebounds			PF	TP	A	TO	Blk	Stl	Min
		FG-FGA	FG-FGA	FT-FTA	Off	Def	Tot	Off	Def	Tot							
21	Kamari Murphy	0-2	0-1	0-0	1	2	3	4	0	2	1	1	1	17			
23	Tonye Jekiri	2-4	0-0	1-2	2	4	6	2	5	7	0	1	0	1	31		
05	Davon Reed	5-8	1-4	0-0	0	5	5	1	11	0	1	0	1	30			
10	Sheldon McClellan	4-12	1-5	4-5	1	0	1	3	13	1	1	0	1	32			
13	Angel Rodriguez	6-13	2-6	3-5	1	0	1	3	17	3	0	0	1	33			
00	Ja'Quan Newton	2-5	0-1	2-3	1	4	5	0	6	1	2	0	0	19			
03	Anthony Lawrence	0-0	0-0	0-2	1	0	1	2	0	0	1	0	0	8			
12	James Palmer	0-1	0-0	0-0	0	0	0	0	0	0	0	0	0	8			
33	Ivan CruzUceda	2-5	2-5	0-0	0	2	2	2	6	0	0	0	0	22			
Team					3	0	3					1					
Totals			21-50	6-22	10-17	17	27	17	58	9	1	5	200				
FG % 1st Half: 8-21		38.1%	2nd half: 13-29	44.8%	Game: 21-50		42.0%							Deadball			
3FG % 1st Half: 2-7		28.6%	2nd half: 4-15	26.7%	Game: 6-22		27.3%							Rebounds			
FT % 1st Half: 5-9		55.6%	2nd half: 4-8	62.5%	Game: 10-17		58.6%							1			

Official Basketball Box Score - Game Totals - Final Statistics
Miami vs Boston College
01-20-16 9:06 PM at Silvio O. Conte Forum, Chestnut Hill, MA

Miami 67 • 14-3; 3-2 ACC

#	Player	Total		3-Ptr	Rebounds		PF	TP	A	TO	Bk	Stl	Min
		FG	FGA		Off	Def							
21	Kamari Murphy	1	3-4	0-0	0-3	1 5 6	1	6	0	0	1	1	20
23	Tonye Jekiri	c	2-8	0-0	2-4	1 13 17	3	6	0	3	3	1	34
05	Davon Reed	d	2-5	0-0	3-4	1 3 4	1	7	1	1	0	1	28
10	Sheldon McClellan	d	7-14	2-3	3-4	1 4 5	2	19	1	2	0	3	37
13	Angel Rodriguez	d	4-9	0-3	4-5	0 1 1	3	12	4	3	0	2	34
00	Ja'Quan Newton	d	4-7	0-2	4-4	0 4 4	3	12	2	3	0	0	21
03	Anthony Lawrence	d	0-3	0-1	0-2	0 0 0	0	0	1	0	0	1	4
12	James Palmer	d	1-3	0-1	1-2	0 0 0	1	3	1	0	0	2	10
33	Ivan CruzUceda	d	1-2	0-0	0-0	2 2 4	1	2	0	1	0	0	12
Team					1	1 2							
Totals			24-55	2-10	17-28	10 33 43	15	67	10	13	4	11	200
FG % 1st Half: 12-30		40.0%	2nd half: 12-25	48.0%	Game: 24-55	43.6%	Deadball Rebounds 2						
3FG % 1st Half: 0-4		0.0%	2nd half: 2-6	33.3%	Game: 2-10	20.0%							
FT % 1st Half: 5-10		50.0%	2nd half: 12-18	66.7%	Game: 17-28	60.7%							

Boston College 53 • 7-11; 0-5 ACC

#	Player	Total		3-Ptr	Rebounds		PF	TP	A	TO	Bk	Stl	Min
		FG	FGA		Off	Def							
05	Garland Owens	f	1-6	0-1	0-0	1 4 5	4	2	0	0	0	0	29
11	A.J. Turner	f	2-4	1-2	0-0	0 4 4	3	5	1	1	1	2	33
24	Dennis Clifford	c	1-4	0-0	2-4	3 5 8	2	4	1	1	2	0	26
01	Jerome Robinson	d	9-14	0-1	2-3	0 3 3	2	20	1	5	1	1	34
02	Eli Carter	d	4-18	1-7	3-4	0 5 5	2	12	8	4	0	1	35
02	Darryl Hicks	d	1-2	1-1	1-2	0 2 2	1	4	0	3	0	1	11
04	Idy Diallo	d	3-4	0-0	0-0	1 2 3	2	6	0	0	1	0	14
10	Ervin Mezniks	d	0-2	0-1	0-1	0 3 3	1	0	0	0	0	0	11
22	Matt Milon	d	0-1	0-0	0-0	1 1 2	2	0	1	1	0	0	6
35	S. Barnes-Thompkins	d	0-1	0-1	0-0	0 0 0	0	0	0	0	0	0	1
Team					1	1 2							
Totals			21-56	3-14	8-14	7 30 37	19	53	12	15	5	5	200
FG % 1st Half: 13-25		52.0%	2nd half: 8-31	25.8%	Game: 21-56	37.5%	Deadball Rebounds 1						
3FG % 1st Half: 2-4		50.0%	2nd half: 1-10	10.0%	Game: 3-14	21.4%							
FT % 1st Half: 0-0		0.0%	2nd half: 8-14	57.1%	Game: 8-14	57.1%							

Officials: Mike Eades, Sean Hull, Raymond Styons, Jr.
Technical fouls: Miami-None. Boston College-None.
Attendance: 3285

Score by periods			1st	2nd	Total
Miami			29	38	67
Boston College			28	25	53

Last FG - UM 2nd-00:53, BC 2nd-07:03.
Largest lead - UM by 14 2nd-00:14, BC by 3 1st-04:48.
UM led for 35:01, BC led for 04:14. Game was tied for 00:45.Score tied - 2 times.
Lead changed - 6 times.Official Basketball Box Score - Game Totals - Final Statistics
Wake Forest vs Miami
01-23-16 12 p.m. at BankUnited Center | Coral Gables, Fla.

Wake Forest 63 • 10-9, 1-6

#	Player	Total		3-Ptr	Rebounds		PF	TP	A	TO	Bk	Stl	Min
		FG	FGA		Off	Def							
00	Codi Miller-McIntyre	d	0-4	0-1	0-0	2 2 4	4	0	1	1	0	1	23
02	Devin Thomas	d	5-13	0-0	2-4	2 7 9	2	12	1	4	2	1	36
10	Mitchell Wilbekin	d	3-9	2-6	2-2	0 2 2	3	10	1	0	0	1	25
13	Bryant Crawford	d	4-15	3-6	1-4	1 4 5	2	12	6	6	0	2	38
44	Dinos Mitoglou	d	3-6	1-4	0-0	2 2 4	5	7	1	1	0	1	24
04	Doral Moore	d	2-2	0-0	0-0	3 0 3	2	4	0	1	2	0	5
20	John Collins	d	3-5	0-0	4-4	3 1 4	3	10	0	1	0	0	15
23	Rondale Watson	d	2-3	0-0	2-4	1 2 3	0	6	0	0	0	0	18
25	Cornelius Hudson	d	1-2	0-1	0-0	0 2 2	1	2	3	2	0	0	17
43	Trent VanHorn	d	0-0	0-0	0-0	0 0 0	0	0	0	0	0	0	1
Team					0	1 1							
Totals			23-59	6-18	11-18	14 23 37	22	63	13	16	4	6	200
FG % 1st Half: 13-27		48.1%	2nd half: 10-32	31.3%	Game: 23-59	39.0%	Deadball Rebounds 2						
3FG % 1st Half: 2-5		40.0%	2nd half: 4-13	30.8%	Game: 6-18	33.3%							
FT % 1st Half: 5-7		71.4%	2nd half: 6-11	54.5%	Game: 11-18	61.1%							

Miami 77 • 15-3, 4-2

#	Player	Total		3-Ptr	Rebounds		PF	TP	A	TO	Bk	Stl	Min
		FG	FGA		Off	Def							
05	Davon Reed	d	1-10	0-4	2-2	3 2 5	1	4	1	0	1	1	27
10	Sheldon McClellan	d	3-10	0-3	8-8	1 5 6	2	14	5	3	0	3	33
13	Angel Rodriguez	d	4-9	2-5	4-4	1 3 4	2	14	2	4	0	5	31
21	Kamari Murphy	d	2-9	0-0	0-0	4 3 7	3	4	2	0	0	1	24
23	Tonye Jekiri	d	4-6	0-0	0-1	4 8 12	2	8	1	0	1	0	34
00	Ja'Quan Newton	d	5-10	1-1	7-9	1 0 1	3	18	1	2	0	0	25
03	Anthony Lawrence	d	0-1	0-1	0-0	0 0 0	0	0	0	0	0	0	1
12	James Palmer	d	2-3	2-2	1-2	0 0 0	0	7	0	1	0	2	10
33	Ivan CruzUceda	d	2-6	2-4	2-2	2 4 6	3	8	0	0	2	0	15
Team					4	2 6							
Totals			23-64	7-20	24-28	20 27 47	16	77	12	10	4	12	200
FG % 1st Half: 11-32		34.4%	2nd half: 12-32	37.5%	Game: 23-64	35.9%	Deadball Rebounds 2						
3FG % 1st Half: 5-13		38.5%	2nd half: 2-7	28.6%	Game: 7-20	35.0%							
FT % 1st Half: 8-11		72.7%	2nd half: 16-17	94.1%	Game: 24-28	85.7%							

Officials: Les Jones, Brian Dorsey, William Humes
Technical fouls: Wake Forest-None. Miami-Kamari Murphy.
Attendance: 6928

Score by periods			1st	2nd	Total
Wake Forest			33	30	63
Miami			35	42	77

Last FG - WF 2nd-00:28, UM 2nd-01:09.
Largest lead - WF by 3 1st-19:45, UM by 17 2nd-01:56.
WF led for 02:09, UM led for 33:23. Game was tied for 04:28.Score tied - 5 times.
Lead changed - 3 times.Official Basketball Box Score - Game Totals - Final Statistics
Duke vs Miami
01-25-16 7 p.m. at BankUnited Center | Coral Gables, Fla.

Duke 69 • 15-6, 4-4 ACC

#	Player	Total		3-Ptr	Rebounds		PF	TP	A	TO	Bk	Stl	Min
		FG	FGA		Off	Def							
03	Grayson Allen	d	6-17	1-5	4-6	3 1 4	3	17	2	3	0	1	39
05	Luke Kennard	d	3-8	1-3	2-3	0 5 5	1	9	2	0	0	1	32
13	Matt Jones	d	4-11	2-5	0-0	3 1 4	5	10	0	2	0	0	33
14	Brandon Ingram	d	8-13	1-3	2-2	3 7 10	2	19	2	4	0	1	38
40	Marshall Plumlee	d	1-4	0-0	5-6	4 5 9	1	7	1	1	0	0	36
02	Chase Jeter	d	0-1	0-0	0-0	0 0 0	1	0	0	0	0	0	2
12	Derryck Thornton	d	3-6	1-4	0-0	0 0 0	0	7	1	0	0	0	19
Team					3	2 5							
Totals			25-60	6-20	13-17	16 21 37	13	69	8	11	0	3	200
FG % 1st Half: 12-28		42.9%	2nd half: 13-32	40.6%	Game: 25-60	41.7%	Deadball Rebounds 1						
3FG % 1st Half: 3-11		27.3%	2nd half: 3-9	33.3%	Game: 6-20	30.0%							
FT % 1st Half: 4-5		80.0%	2nd half: 9-12	75.0%	Game: 13-17	76.5%							

Miami 80 • 16-3, 5-2 ACC

#	Player		Total		3-Ptr		Rebounds			PF	TP	A	TO	Bk	Stl	Min
			FG-FGA	FG-FGA	FT-FTA	Off	Def	Total								
21	Kamari Murphy	f	2-4	0-0	0-0	1	4	5	3	4	0	1	2	0	29	
23	Tonye Jekiri	c	3-7	0-0	1-1	6	4	10	3	7	3	0	2	0	34	
05	Davon Reed	d	6-10	2-5	0-0	1	3	4	3	14	1	0	1	1	27	
10	Sheldon McClellan	d	8-12	1-3	4-6	0	2	2	2	21	3	1	1	0	33	
13	Angel Rodriguez	d	4-9	3-7	2-2	0	5	5	2	13	1	1	0	1	32	
00	Ja'Quan Newton	d	6-11	0-0	3-4	2	3	5	1	15	5	2	0	0	23	
12	James Palmer	d	1-5	1-4	3-4	0	0	0	0	6	0	0	1	1	11	
33	Ivan CruzUceda	d	0-1	0-1	0-0	1	1	2	2	0	1	1	0	0	11	
Team						0	0	0			1					
Totals				30-59	7-20	13-17	11	22	33	16	80	24	7	7	3	200
FG % 1st Half: 13-29			44.8%	2nd half: 17-30	56.7%	Game: 30-59			50.8%	Deadball Rebound 1						
3FG % 1st Half: 6-12			50.0%	2nd half: 1-8	12.5%	Game: 7-20			35.0%							
FT % 1st Half: 3-4			75.0%	2nd half: 1-3	75.9%	Game: 13-17			76.5%							

Official Basketball Box Score - Game Totals - Final Statistics
Notre Dame vs Miami
02-03-16 7:10 P.M. at BankUnited Center | Coral Gables, Fla.

Notre Dame 70 • 15-7, 6-4

#	Player	Total		3-Ptr	Rebounds			PF	TP	A	TO	Blk	Stl	Min
		FG-FGA	FG-FGA		FT-FTA	Off	Def							
03	Beachem,VJ	6-13	2-7	0-0	1	2	3	1	14	0	1	2	0	35
11	Jackson,Demetrius	3-11	0-4	0-0	2	3	5	1	6	7	1	0	2	36
20	Burgett,AJ	2-3	1-2	0-0	1	1	2	2	5	1	0	0	0	14
30	Auguste,Zach	6-13	0-0	0-2	6	3	9	3	12	0	4	2	1	24
32	Vasuria,Stève	4-8	1-1	0-0	1	2	3	1	9	2	2	0	0	33
00	Plueger,Rex	0-0	0-0	1-2	0	2	2	1	1	2	0	0	1	11
01	Torres,Austin	0-1	0-0	0-0	2	0	2	1	0	0	1	0	0	4
04	Ryan,Matt	2-3	0-1	0-0	0	2	2	2	4	0	0	0	0	10
05	Farrell,Matt	0-1	0-1	0-0	0	0	0	0	0	2	0	0	0	5
23	Geben,Martinas	1-1	0-0	0-0	0	0	0	1	2	0	0	0	1	2
35	Colson,Bonzie	7-13	0-0	3-4	2	3	5	3	17	0	0	1	0	26
Team					2	0	2					1		
Totals		31-67	4-16	4-8	17	18	35	16	70	14	10	5	5	200
FG % 1st Half: 14-28		50.0%	2nd half: 17-39	43.6%	Game: 31-67		46.3%	Deadball						
3FG % 1st Half: 2-6		25.0%	2nd half: 2-8	25.0%	Game: 4-16		25.0%	Rebounds						
FT % 1st Half: 3-4		75.0%	2nd half: 1-4	25.0%	Game: 4-8		50.0%							

Miami 79 • 17-4, 6-3

#	Player	Total		3-Ptr	Rebounds			PF	TP	A	TO	Blk	Stl	Min	
		FG-FGA	FG-FGA		FT-FTA	Off	Def								Total
23	Tonye Jekiri	c	3-6	0-0	0-0	3	9	12	4	6	1	0	0	0	27
05	Davon Reed		4-8	0-1	0-0	0	2	2	2	8	1	0	0	2	27
10	Sheldon McClellan	*	5-6	2-2	0-0	0	5	5	0	12	3	1	0	0	33
13	Angel Rodriguez	*	5-10	0-4	2-3	2	1	3	2	12	5	1	0	1	30
21	Kamari Murphy		3-4	0-0	5-5	1	1	2	0	11	0	2	0	1	17
00	Ja'Quan Newton		6-10	0-1	0-1	0	1	1	0	12	2	2	0	1	26
03	Anthony Lawrence		5-6	4-4	4-5	1	1	2	3	18	0	0	2	1	21
12	James Palmer		0-3	0-2	0-0	0	0	0	0	0	0	1	0	1	10
33	Ivan Cruz-Uceda		0-2	0-2	0-0	0	2	2	2	0	0	2	0	0	9
Team						1	0	1							
Totals			31-55	6-16	11-14	8	22	30	13	79	12	8	3	6	200
FG % 1st Half: 17-27		63.0%	2nd half: 14-28	50.0%	Game: 31-55		56.4%	Deadball							
3FG % 1st Half: 4-11		36.4%	2nd half: 2-5	40.0%	Game: 6-16		37.5%	Rebounds							
FT % 1st Half: 7-8		87.5%	2nd half: 4-6	66.7%	Game: 11-14		78.6%	1							

Officials: Mike Eades, Lamar Simpson, Bill Covington, Jr.
Technical fouls: Notre Dame-Colson, Bonzie, Miami-Tonye Jekiri.
Attendance: 6819

Score by periods	1st	2nd	Total
Notre Dame	33	37	70
Miami	45	34	79

Points	In	Off	2nd	Fast	Bench
ND	46	13	8	6	24
UM	30	11	10	4	30

Score tied - 3 times.
Lead changed - 4 times.Last FG - ND 2nd-00:02, UM 2nd-01:48.
Largest lead - ND by 2 1st-12:01, UM by 20 2nd-03:06.
ND led for 00:41, UM led for 35:20. Game was tied for 03:59.Official Basketball Box Score - Game Totals - Final Statistics
Pittsburgh vs Miami
02-09-16 7 p.m. at BankUnited Center | Coral Gables, Fla.

Pittsburgh 63 • 17-6, 6-5

#	Player	Total		3-Ptr	Rebounds			PF	TP	A	TO	Blk	Stl	Min
		FG-FGA	FG-FGA		FT-FTA	Off	Def							
02	Young,Michael	4-9	0-0	4-4	1	3	4	1	12	2	1	1	0	30
21	Jeter,Sheldon	4-5	0-0	0-0	1	1	2	3	8	0	0	1	0	16
00	Robinson,James	3-9	2-3	0-0	1	2	3	2	8	4	2	0	1	33
01	Artis,Jamel	2-10	1-6	0-0	0	6	6	1	5	2	1	0	0	33
15	Smith, Sterling	0-3	0-2	2-2	0	2	2	0	2	0	0	0	0	11
03	Wilson,Damon	2-6	0-1	0-0	1	0	1	0	4	1	1	0	1	17
04	Luther,Ryan	5-6	0-0	2-2	2	5	7	2	12	0	2	1	1	26
05	Maia,Rafael	1-2	0-0	2-2	0	0	0	3	4	0	0	0	0	9
12	Jones,Chris	4-5	0-0	0-0	0	1	1	2	8	2	1	0	2	12
23	Johnson,Cameron	0-2	0-1	0-0	1	2	3	1	0	0	0	0	0	11
33	Nelson-Ododa,Alonzo	0-0	0-0	0-0	0	0	0	1	0	0	0	0	0	2
Team					5	1	6				1			
Totals		25-57	3-13	10-10	12	23	35	16	63	11	9	3	5	200
FG % 1st Half: 11-28		39.3%	2nd half: 14-29	48.3%	Game: 25-57		43.9%	Deadball						
3FG % 1st Half: 1-7		14.3%	2nd half: 2-6	33.3%	Game: 3-13		23.1%	Rebounds						
FT % 1st Half: 10-10		100.0%	2nd half: 0-0	0.0%	Game: 10-10		100.0%							

Miami 65 • 19-4, 8-3

#	Player	Total			3-Ptr			Rebounds			PF	TP	A	TO	Blk	Stl	Min
		FG-FGA	FG-FGA	FT-FTA	Off	Def	Tot										
05	Davon Reed	f	4-10	2-8	2-2	1	3	4	1	12	3	1	0	1	1	36	
21	Kamari Murphy	f	1-5	0-0	2-3	2	6	8	2	4	0	1	0	1	1	28	
23	Tonye Jekiri	c	5-7	0-0	0-2	4	6	10	4	10	0	0	0	1	1	25	
10	Sheldon McClellan	f	3-7	2-5	2-2	0	1	1	1	10	0	1	1	0	1	35	
13	Angel Rodriguez	g	6-12	2-6	3-4	1	1	2	0	17	8	1	1	1	1	35	
00	Ja'Quan Newton	f	1-5	0-1	1-2	0	1	1	1	3	1	3	0	0	0	18	
03	Anthony Lawrence	f	1-2	0-1	0-0	0	1	1	1	2	0	2	0	0	0	8	
12	James Palmer	f	1-2	0-1	3-3	0	0	0	0	5	0	0	0	2	7	7	
15	Ebuka Izundu	f	1-1	0-0	0-0	0	0	0	1	2	0	0	1	0	1	8	
Team						1	1	2									
Totals			23-51	6-20	13-18	9	20	29	11	65	12	9	3	6	200		
FG % 1st Half: 9-24			37.5%	2nd half: 14-27	51.9%	Game: 23-51		45.1%	Deadball Rebounds 2								
3FG % 1st Half: 2-7			28.6%	2nd half: 4-13	30.8%	Game: 6-20		30.0%									
FT % 1st Half: 9-9			100.0%	2nd half: 4-9	44.4%	Game: 13-18		72.2%									

Officials: Roger Ayers, Tim Nestor, Les Jones
Technical fouls: Pittsburgh-None, Miami-None.
Attendance: 6609

Score by periods	1st	2nd	Total
Pittsburgh	33	30	63
Miami	29	36	65

Points	In	Off	2nd	Fast	Bench
UP	30	14	15	0	28
UM	34	10	12	6	12

Last FG - UP 2nd-00:31, UM 2nd-00:01.
Largest lead - UP by 8 1st-03:19, UM by 7 2nd-13:19.
UP led for 15:50, UM led for 16:54. Game was tied for 07:16.Score tied - 8 times.
Lead changed - 9 times.Official Basketball Box Score - Game Totals - Final Statistics
Miami vs Georgia Tech
02-07-16 1 p.m. at McCamish Pavilion, Atlanta, Ga.

Miami 75 • 18-4, 7-3 ACC

#	Player	Total			3-Ptr	Rebounds			PF	TP	A	To	Blk	Stl	Min
		FG-FGA	FG-FGA	FT-FTA		Off	Def	Tot							
21	Kamari Murphy	f	4-5	0-0	2-2	1	2	3	1	10	0	2	0	0	23
23	Tonye Jekiri	c	4-8	0-0	0-0	1	8	9	1	8	1	1	0	1	32
05	Davon Reed	e	6-11	1-3	2-4	1	3	4	1	15	2	0	0	1	30
10	Sheldon McClellan		7-9	2-2	6-8	0	2	2	3	22	0	0	1	0	35
13	Angel Rodriguez	g	0-6	0-2	0-0	2	1	3	5	0	6	1	0	0	24
00	Ja'Quan Newton		5-11	1-1	3-3	1	3	4	2	14	2	2	0	2	27
03	Anthony Lawrence		2-4	0-2	1-2	2	1	3	2	5	3	0	1	0	21
12	James Palmer		0-2	0-1	1-2	1	0	1	0	1	0	0	0	0	6
33	Ivan Cruz-Uceda		0-1	0-1	0-0	0	0	0	0	0	0	0	0	0	2
Team						1	0	1							
Totals			28-57	4-12	15-21	10	20	30	15	75	14	6	2	4	200
FG % 1st Half: 15-32			46.9%	2nd half: 13-25	52.0%	Game: 28-57		49.1%	Deadball Rebounds 3						
3FG % 1st Half: 0-4			0.0%	2nd half: 4-8	50.0%	Game: 4-12		33.3%							
FT % 1st Half: 3-7			42.9%	2nd half: 12-14	85.7%	Game: 15-21		71.4%							

Georgia Tech 68 • 12-11, 2-8 ACC



33

Madrid, Spain | Harcum College (Pa.)


- | 2014-15 | P | R | A |
|------------------|----|---|---|
| Opposition | | | |
| at Notre Dame | 2 | 0 | 0 |
| NC State | 2 | 2 | 0 |
| at Syracuse | 3 | 5 | 1 |
| Georgia Tech | 5 | 4 | 1 |
| at Florida State | 2 | 4 | 0 |
| Louisville | 4 | 1 | 0 |
| Clemson | 10 | 5 | 0 |
| at Wake Forest | 2 | 3 | 0 |
| Virginia Tech | 0 | 1 | 0 |
| at Louisville | 0 | 5 | 1 |
| Florida State | 5 | 3 | 0 |
| North Carolina | 11 | 2 | 0 |
| at Pittsburgh | 5 | 3 | 0 |
| at Virginia Tech | 18 | 5 | 0 |
| vs Virginia Tech | 4 | 3 | 0 |
| vs Notre Dame | 10 | 4 | 0 |
| NC Central | 8 | 5 | 0 |
| Alabama | 9 | 7 | 0 |
| at Richmond | 0 | 3 | 0 |
| vs Temple | 6 | 4 | 0 |
| vs Stanford | 3 | 5 | 1 |

- Cruz Uceda Season/Career/ACC Highs**
Points
Season: 20, at La Salle, 12/22/15
Career: 20, at La Salle, 12/22/15
ACC: 18, at Virginia Tech, 3/7/15
Rebounds
Season: 7, vs. UTRGV, 11/13/15
Career: 7 (2x) last vs. UTRGV, 11/13/15
ACC: 6 (2x) last vs. Wake Forest, 1/23/16
Assists
Season: 1 (6x) last vs. Duke, 1/25/16
Career: 1 (10x) last vs. Duke, 1/25/16
ACC: 1 (5x) last vs. Duke, 1/25/16
Steals
Season: 2, vs. Charleston, 12/19/15
Career: 2 (2x) last vs. Charleston, 12/19/15
ACC: 2, vs. Louisville, 2/3/15
Blocked Shots
Season: 2 (2x) last vs. Wake Forest, 1/23/16
Career: 2 (4x) last vs. Wake Forest, 1/23/16
ACC: 2, vs. Wake Forest, 1/23/16
Field Goals
Season: 7, at La Salle, 12/22/15
Career: 7 (2x) last at La Salle, 12/22/15
ACC: 7, at Virginia Tech, 3/7/15
Field Goal Attempts
Season: 9, vs. UTRGV, 11/13/15
Career: 11, at Virginia Tech, 3/7/15
ACC: 11, at Virginia Tech, 3/7/15
Free Throws
Season: 2 (4x) last vs. Wake Forest, 1/23/16
Career: 5, vs. Florida State, 2/25/15
ACC: 5, vs. Florida State, 2/25/15
Free Throw Attempts
Season: 2 (4x) last vs. Wake Forest, 1/23/16
Career: 6, vs. Florida State, 2/25/15
ACC: 6, vs. Florida State, 2/25/15
3-Point Field Goals
Season: 4 (2x) last at La Salle, 12/22/15
Career: 4 (2x) last at La Salle, 12/22/15
ACC: 3 (3x) last at Virginia Tech, 3/7/15
3-Point Field Goal Attempts
Season: 7, vs. UTRGV, 11/13/15
Career: 7 (2x) last vs. UTRGV, 11/13/15
ACC: 7, vs. North Carolina, 2/28/15
Minutes
Season: 29, vs. Louisiana, 11/16/15
Career: 32, vs. Alabama, 3/21/15
ACC: 25, vs. North Carolina, 2/28/15

Personal: First name Ivan is pronounced E-von ... Last name is Cruise Ew-say-duh ... Born Oct. 24, 1991 in Madrid, Spain ... Son of Jose Gabriel Cruz and Pilar Uceda ... Brother to Maria ... Father played pro basketball for Club Deportivo Cajamadrid in Spain ... Will graduate in May 2016 with B.S. Ed. in sports administration ... Attended Giner de los Rios High School ... Played basketball for Estudiantes in Spain where he averaged 12 points and seven rebounds per game ... Also played for Club Baloncesto Alcobendas, Colegio Brains, Club Baloncesto Las Rozas ... Also recruited by Marquette, Ohio State, Penn State and Villanova.

CRUZ UCEDA CAREER STATISTICS										3-Point			Free Throws			Rebounds				Scoring						
Season	GP	GS	Min.	Avg.	FG	FGA	Pct.	FG	FGA	Pct.	FT	FTA	Pct.	Off.	Def.	Tot.	Avg.	PF	FO	Ast.	TO	Blk	Stl	Pts.	Avg.	
2014-15	21	6	360	17.1	37	99	37.4	21	62	33.9	14	17	82.4	18	56	74	3.5	19	0	4	13	5	8	109	5.2	
2015-16	22	6	348	15.8	45	91	49.5	30	67	44.8	8	8	1.000	13	55	68	3.1	45	0	6	16	6	4	128	5.8	
TOTAL	43	12	708	16.5	82	190	43.2	51	129	39.5	22	25	88.0	31	111	142	3.3	64	0	10	29	11	12	237	5.5	

CRUZ UCEDA 2015-16		TOTAL				3-PTS		FREE THROWS			REBOUNDS															
Opponent	Date	GS	Min	FG	FGA	Pct	3FG	FGA	Pct	FT	FTA	Pct	Off	Def	Tot	Avg	PF	FO	A	T	O	Bk	Stl	Pts	Avg	
UTRGV	11-13-15	*	26	5	9	.556	4	7	.571	2	2	1.000	1	6	7	7.0	2	0	1	1	0	1	16	16.0		
LOUISIANA	11-16-15	*	29	5	7	.714	3	5	.600	0	0	.000	0	3	3	5.0	3	0	0	0	0	0	13	14.5		
vs Mississippi State	11-19-15	*	22	4	6	.667	2	3	.667	0	0	.000	0	6	6	5.3	3	0	0	1	0	1	10	13.0		
vs Utah	11-20-15	*	18	1	4	.250	1	3	.333	0	0	.000	1	1	2	4.5	2	0	0	1	0	0	3	10.5		
vs Butler	11-22-15	*	20	3	4	.750	2	3	.667	0	0	.000	1	3	4	4.4	1	0	0	0	0	2	8	10.0		
NORTHEASTERN	11-27-15	*	14	1	3	.333	1	3	.333	0	0	.000	0	0	0	3.7	1	0	1	0	0	0	3	8.8		
at Nebraska	12-01-15		9	0	2	.000	0	2	.000	0	0	.000	1	1	2	3.4	1	0	1	0	0	0	0	7.6		
CHARLOTTE	12-05-15		24	4	5	.800	3	4	.750	0	0	.000	0	6	6	3.8	3	0	1	1	0	0	11	8.0		
FLORIDA	12-08-15		13	0	4	.000	0	2	.000	0	0	.000	0	3	3	3.7	3	0	0	1	0	0	0	7.1		
CO. OF CHARLESTON	12-19-15		16	1	2	.500	1	2	.500	0	0	.000	1	2	3	3.6	4	0	1	2	0	2	3	6.7		
at La Salle	12-22-15		18	7	8	.875	4	5	.800	2	2	1.000	1	5	6	3.8	3	0	0	1	0	0	20	7.9		
PRINCETON	12-29-15		12	3	3	1.000	2	2	1.000	0	0	.000	0	1	1	3.6	4	0	0	1	1	0	8	7.9		
SYRACUSE	01-02-16		18	1	6	.167	1	5	.200	2	2	1.000	2	4	6	3.8	0	0	0	0	0	0	5	7.7		
FLORIDA STATE	01-09-16		18	3	6	.500	1	4	.250	0	0	.000	0	3	3	3.7	2	0	0	1	1	1	7	7.6		
at Virginia	01-12-16		22	2	5	.400	2	5	.400	0	0	.000	0	2	2	3.6	2	0	0	0	0	0	6	7.5		
at Clemson	01-16-16		10	2	2	1.000	1	1	1.000	0	0	.000	0	0	0	3.4	0	0	0	0	0	0	5	7.4		
at Boston College	01-20-16		12	1	2	.500	0	0	.000	0	0	.000	2	2	4	3.4	1	0	0	1	0	0	2	7.1		
WAKE FOREST	01-23-16		15	2	6	.333	2	4	.500	2	2	1.000	2	4	6	3.6	3	0	0	0	2	0	8	7.1		
DUKE	01-25-16		11	0	1	.000	0	1	.000	0	0	.000	1	1	2	3.5	2	0	1	1	0	0	0	6.7		
at NC State	01-30-16		10	0	3	.000	0	3	.000	0	0	.000	0	0	0	3.3	3	0	0	1	0	0	0	6.4		
NOTRE DAME	02-03-16		9	0	2	.000	0	2	.000	0	0	.000	0	2	2	3.2	2	0	0	2	0	0	0	6.1		
at Georgia Tech	02-07-16		2	0	1	.000	0	1	.000	0	0	.000	0	0	0	3.1	0	0	0	0	0	0	0	5.8		
PIIT	02-09-16	DNP - Illness																								



EBUKA IZUNDU

Freshman | Center | 6-10 | 210

15

Charlotte, N.C. | Victory Christian Center | Lagos, Nigeria

- First name Ebuka is pronounced E-boo-kuh. Last name is E-zoon-du.
- Born in Lagos, Nigeria. Speaks African language of Igbo.
- Moved to the United States in 2013.
- Long and athletic body.
- Great touch around the basket.
- Potential to develop into a great ACC post scorer.

• Favorites: Food: Rice and Chicken. Athlete: Kevin Durant. Pro Sports Team: Oklahoma City Thunder. Midnight Snack: Doritos. Ice Cream: Vanilla. Cereal: Cocoa Puffs. Movie: 2 Fast 2 Furious. Musical Artist: Meek Mill. Place on Campus: Locker Room.

Prep

Averaged 21 points, 15 rebounds and six blocks for Victory Christian Center School as a senior ... Averaged 18 points, 12 rebounds and six blocks in junior season ... First-team All Charlotte Observer ... No. 134 player and No. 19 center in 2015 class by Rivals.com ... No. 70 player, No. 20 power forward and No. 5 North Carolina player in 2015 class by 247Sports.

Personal

Born June 28, 1996 in Lagos, Nigeria ... First name Ebuka is pronounced E-boo-kuh. Last name is E-zoon-du ... Moved to the United States in 2013 ... Son of Emma and Ifeoma Izundu ... One brother: Okwy; Four sisters: Chioma Ojo, Vivian, Chingo and Ifunaya ... Speaks African language of Igbo ... Majoring in business management ... Chose Miami over Arkansas, Cincinnati and Charlotte ... Played AAU for Charlotte ACES ... Originally signed with Charlotte, then was released from commitment after 49ers coach was let go.

Izundu Season Highs

Points

Season: 15, vs. Mississippi State, 11/19
ACC: 2, vs. Pittsburgh, 2/9/16

Rebounds

Season: 7, vs. Mississippi State, 11/19
ACC: —

Assists

Season: 1 (2x) last vs. Charlotte, 12/5/15
ACC: —

Steals

Season: —
ACC: —

Blocked Shots

Season: 1, vs. Pittsburgh, 2/9/16
ACC: 1, vs. Pittsburgh, 2/9/16

Field Goals

Season: 3 (2x), last at La Salle, 12/22/15
ACC: 1, vs. Pittsburgh, 2/9/16

Field Goal Attempts

Season: 5, vs. Mississippi State, 11/19
ACC: 1, vs. Pittsburgh, 2/9/16

Free Throws

Season: 5, vs. Mississippi State, 11/19
ACC: —

Free Throw Attempts

Season: 7, vs. Mississippi State, 11/19
ACC: —

3-Point Field Goals

Season: —
ACC: —

3-Point Field Goal Attempts


Season: —
ACC: —

Minutes

Season: 15, vs. Mississippi State, 11/19
ACC: 8, vs. Pittsburgh, 2/9/16

IZUNDU CAREER STATISTICS

Season	GP	GS	Min.	Avg.	FG	FGA	Pct.	FG	FGA	Pct.	FT	FTA	Pct.	Off.	Def.	Tot.	Avg.	PF	FO	Ast.	TO	Blk	Stl	Scoring		
2015-16	10	0	53	5.3	8	14	.571	0	0	.000	8	13	.615	9	6	15	1.5	9	0	2	2	1	0	24	2.4	
IZUNDU 2015-16																										
Opponent	Date	GS	Min	TOTAL			3-PTS	FREE THROWS			REBOUNDS				PF	FO	A	TO	Blk	Stl	Pts	Avg				
UTRGV	11-13-15	4	0	FG	FGA	Pct	3FG	FGA	Pct	FT	FTA	Pct	Off	Def	Tot	Avg										
LOUISIANA	11-16-15	0	0	0	0	.000	0	0	.000	0	0	.000	0	0	0	0.0	2	0	0	0	0	0	0	0.0		
vs Mississippi State	11-19-15	15	3	5	.600	0	0	.000	5	7	.714	5	2	7	2.3	0	0	0	0	0	0	0	0	0.0		
vs Utah	11-20-15	3	1	1	1.000	0	0	.000	2	4	.500	1	2	3	2.5	0	0	1	0	0	0	0	0	11	3.7	
vs Butler	11-22-15	DNP																								
NORTHEASTERN	11-27-15	DNP																								
at Nebraska	12-01-15	DNP																								
CHARLOTTE	12-05-15	6	0	1	.000	0	0	.000	0	0	.000	0	0	0	2.0	3	0	1	1	0	0	0	0	0	3.0	
FLORIDA	12-08-15	4	0	3	.000	0	0	.000	0	0	.000	1	0	1	1.8	1	0	0	0	0	0	0	0	0	2.5	
CO. OF CHARLESTON	12-19-15	3	0	0	.000	0	0	.000	1	2	.500	0	0	0	1.6	1	0	0	0	0	0	0	0	1	2.3	
at La Salle	12-22-15	9	3	3	1.000	0	0	.000	0	0	.000	2	2	4	1.9	1	0	0	1	0	0	0	0	6	2.8	
PRINCETON	12-29-15	DNP																								
SYRACUSE	01-02-16	DNP																								
FLORIDA STATE	01-09-16	DNP																								
at Virginia	01-12-16	DNP																								
at Clemson	01-16-16	1	0	0	.000	0	0	.000	0	0	.000	0	0	0	1.7	0	0	0	0	0	0	0	0	0	2.4	
at Boston College	01-20-16	DNP																								
WAKE FOREST	01-23-16	DNP																								
DUKE	01-25-16	DNP																								
at NC State	01-30-16	DNP																								
NOTRE DAME	02-03-16	DNP																								
at Georgia Tech	02-07-16	DNP																								
Pittsburgh	02-09-16	8	1	1	1.000	0	0	.000	0	0	.000	0	0	0	1.5	1	0	0	0	1	0	2	2	2.4		



TONYE JEKIRI

Senior | Center | 7-0 | 248

Hialeah, Fla. | Champagnat Catholic School (Fla.) | Port Harcourt, Nigeria

23

Jekiri Season / Career Highs**Points**Season: 20, vs. Utah, 11/21/15
Career: 20, vs. Utah, 11/21/15
ACC: 15 (2x) last vs. Virginia Tech, 2/18/15**Rebounds**Season: 17, at Boston College, 1/20/16
Career: 17 (2x) last at Boston College, 1/20/16
ACC: 17 (2x) last at Boston College, 1/20/16**Assists**Season: 3, vs. Duke, 1/25/16
Career: 8, vs. South Alabama, 11/28/14
ACC: 4, vs. Syracuse, 1/25/14**Steals**Season: 1 (5x) last vs. Pittsburgh, 2/9/16
Career: 4, at Duke, 1/13/15
ACC: 4, at Duke, 1/13/15**Blocked Shots**Season: 5, vs. Northeastern, 11/28/15
Career: 5 (3x) last vs. Northeastern, 11/28/15
ACC: 5, vs. Clemson, 2/8/15**Field Goals**Season: 8, vs. Utah, 11/21/15
Career: 8, vs. Utah, 11/21/15
ACC: 6, (2x) last at Louisville, 2/21/15**Field Goal Attempts**Season: 10 (2x) last at Clemson, 1/16/16
Career: 14, vs. Louisville, 2/3/15
ACC: 14, vs. Louisville, 2/3/15**Free Throws**Season: 4 (2x) last vs. Butler, 11/22/15
Career: 8, at Boston College, 2/16/15
ACC: 8, at Boston College, 2/16/15**Free Throw Attempts**Season: 5, vs. Utah, 11/21/15
Career: 10, at Boston College, 2/16/15
ACC: 10, at Boston College, 2/16/15**3-Point Field Goals**Season: —
Career: 1, vs. Alabama, 3/21/15
ACC: —**3-Point Field Goal Attempts**Season: 1 (3x) last at Nebraska, 12/1/15
Career: 1 (2x) vs. UTRGV, 11/13/15
ACC: 1, vs. Florida State, 1/9/16**Minutes**Season: 39, at Nebraska, 12/1/15
Career: 47, at Boston College, 2/16/15
ACC: 47, at Boston College, 2/16/15**Puerto Rico Tip-Off All-Tournament Team, 2015****ACSM A & Coaches 2015 All-ACC Defensive Team****2014-15 Led ACC in rebounds - 9.9 rpg all games, 10.9 ACC games****2014-15 All-ACC Basketball Team, H.M.****Gildan Charleston Classic All-Tournament Team**

• Lone remaining player from the 2013 ACC Championship and NCAA Sweet 16 team.

• Only played basketball for five years after moving from Nigeria to South Florida in September 2010 to begin hoops career. Previously played soccer in Africa, but height led him to hoops.

• Terrific learner who picks up concepts quickly.

• Good passer for his size.

• Very good position defender on and off ball.

• Rebounder and shot blocker, developing his offensive game.

• Can play with back to basket or step out for a 15-17 foot jumper.

• Runs the floor like a guard and has unstoppable motor. Exceptionally fast and athletically gifted for a big man.

• Second Florida recruit in Larrañaga era, following Shane Larkin.

• First time he saw snow was on a road trip to UMass on Dec. 1, 2012, during freshman season.

• Acclimated himself well from Nigeria to U.S. culture.

• Chose jersey number 23 because July 23 is birthday.

• Favorites: Food: Rice & chicken. Basketball movie: Love & Basketball.

Sport besides basketball: Soccer.

• Why UM: The coaching staff.

As a Junior (2014-15): **Final 2015 NCAA rankings:** No. 5 total rebounds; No. 20 defensive rebounds per game; No. 21 rebounds per game; No. 43 double doubles; No. 44 offensive rebounds per game; No. 91 total blocks. **Among ACC players in all games:** No. 1 rebounds (9.9); No. 1 defensive rebounds (6.7); No. 4 offensive rebounds (3.2); No. 5 blocked shots (1.4). **Among ACC players in league games only:** No. 1 rebounds (10.9) ... No. 1 defensive rebounds (7.3); No. 2 offensive rebounds (3.6); No. 6 blocked shots (1.3). **Season:** Started all 27 games played, missing NIT championship game due to injury ... Eleven double-doubles overall, led ACC with nine in league play ... Four straight double-doubles from Feb. 16 to Feb. 25 ... Hit first career 3-point attempt vs. Alabama, 3/21 ... First Miami player to average 10+ rebounds per game in ACC play ... Led ACC with 21 10+ rebound games. Second-most was 14 ... Received second-most votes for ACC most improved player of the year and third-most votes for ACC defensive player of the year ... In ACC games from 2014-15, improved his free throw percentage 18.1 percent, field goal percentage 9.0 percent, points 5.6 per game, rebounds 5.3 per game and blocks 0.5 per game. Also improved double-doubles from one to nine ... Double-digit rebounds in 21 games, 13 times in ACC play ... Scored double digits 15 times ... In two ACC Tournament games, averaged 10.0 points and 9.5 rebounds in 29.0 minutes.


High School: Rated the 17th-best center in the country by ESPN.com and No. 13 by Scout.com ... Averaged 20 points, 12 rebounds and 5 blocks per game as a senior ... Notched 45 points and 20 rebounds in regional semifinals and 18 points, 14 rebounds and six blocks in regional finals ... Led his team to the 2A state title game ... First team 2011-12 Boys Class 2A All-State Team ... First Team All-FHSAA Tournament at state championships ... Orlando Sentinel's 2011-12 All-Florida boys basketball team ... Averaged 14 points and 10 rebounds per game as a junior with Champagnat, his first year of organized hoops ... Team MVP ... Team captain ... On the AAU circuit, played for Team Breakdown ... Dominated at the Source Hoops Elite Camp and led Team Breakdown to championships in the Breakdown Hoops Festival and the Big Shots Myrtle Beach ... Can play with his back to the basket or step out for a 10-12 foot shot ... Runs the floor like a guard and has an unstoppable motor.

Personal: Born July 23, 1994 in Nigeria ... Given name is Tonye Frank Jekiri (TAHN-yay Ja-KEER-EE) ... Son of Emilinia and Frank ... Brother to Tammie, Omiebi and Boma ... Expecting to graduate in May 2016 with B.S. Ed. in sports administration ... Chose his jersey number 23 because July 23 is his birthday ... Originally from Nigeria, Jekiri moved to South Florida in September 2010 to begin his basketball career ... Previously played soccer ... Chose Miami over considerations from Virginia Tech, Clemson, Florida State, Auburn, Vanderbilt and Alabama ... Jekiri was Larrañaga's second recruit from the state of Florida, joining former Canes PG Shane Larkin from Orlando, Fla.

JEKIRI CAREER STATISTICS

Season	GP	GS	Min.	Avg.	FG	FGA	Pct.	3-Point	Free Throws	Rebounds	PF	FO	Ast.	TO	Blk	Stl	Scoring
								FG	FT	Def.							Pts.
2012-13	34	0	235	6.9	18	35	.514	0	11	27	55	1.6	35	0	4	11	7 47 1.4
2013-14	33	16	705	21.4	57	125	.456	0	25	43	581	67	113	180	5.5	87	5 22 31 29 21 139 4.2
2014-15	37	37	1120	30.3	123	246	.500	1	70	96	729	118	248	366	9.9	114	5 42 51 51 21 317 8.6
2015-16	23	23	681	29.6	80	145	.552	0	26	41	634	68	158	226	9.8	66	0 21 29 27 7 186 8.1
TOTAL	127	76	2741	21.6	278	551	.505	1	132	200	1660	281	546	827	6.5	302	10 89 122 118 56 689 5.4

JEKIRI 2015-16			TOTAL				3-PTS			FREE THROWS				REBOUNDS															
Opponent	Date	GS	Min	FG	FGA	Pct	3FG	FGA	Pct	FT	FTA	Pct	Off	Def	Tot	Avg	PF	FO	A	TO	Blk	Stl	Pts	Avg					
UTRGV	11-13-15	*	28	2	5	.400	0	1	.000	3	4	.750	2	10	12	12.0	3	0	1	1	0	0	7	7.0					
LOUISIANA	11-16-15	*	23	2	6	.333	0	1	.000	0	1	.000	1	3	4	8.0	4	0	1	2	0	0	4	5.5					
vs Mississippi State	11-19-15	*	18	3	5	.600	0	0	.000	2	2	1.000	3	7	10	8.7	3	0	2	3	1	0	8	6.3					
vs Utah	11-20-15	*	32	8	10	.800	0	0	.000	4	5	.800	5	7	12	9.5	2	0	1	1	1	1	20	9.8					
vs Butler	11-22-15	*	34	4	6	.667	0	0	.000	4	4	1.000	4	8	12	10.0	4	0	1	3	2	0	12	10.2					
NORTHEASTERN	11-27-15	*	37	4	8	.500	0	0	.000	0	1	1.000	2	10	12	10.3	2	0	2	2	5	0	8	9.8					
at Nebraska	12-01-15	*	39	2	8	.250	0	1	.000	3	3	1.000	2	8	10	10.3	3	0	2	2	2	0	7	9.4					
CHARLOTTE	12-05-15	*	18	4	6	.667	0	0	.000	0	1	.000	0	10	10	10.3	2	0	0	0	0	0	8	9.3					
FLORIDA	12-08-15	*	27	3	4	.750	0	0	.000	3	4	.750	5	4	9	10.1	3	0	1	3	3	0	9	9.2					
CO. OF CHARLESTON	12-19-15	*	25	5	6	.833	0	0	.000	0	0	.000	3	5	8	9.9	3	0	2	1	0	1	10	9.3					
at La Salle	12-22-15	*	21	4	4	1.000	0	0	.000	2	3	.667	3	11	14	10.3	3	0	0	2	1	0	10	9.4					
PRINCETON	12-29-15	*	30	3	5	.600	0	0	.000	1	2	.500	4	4	8	10.1	2	0	0	0	2	0	7	9.2					
SYRACUSE	01-02-16	*	33	2	5	.400	0	0	.000	0	1	.000	1	2	3	9.5	3	0	0	1	1	0	4	8.8					
FLORIDA STATE	01-09-16	*	33	4	7	.571	0	1	.000	0	0	.000	2	8	10	9.6	2	0	0	0	0	0	8	8.7					
at Virginia	01-12-16	*	31	2	4	.500	0	0	.000	1	2	.500	2	4	6	9.3	2	0	0	1	0	1	5	8.5					
at Clemson	01-16-16	*	31	4	10	.400	0	0	.000	0	0	.000	6	5	11	9.4	4	0	0	2	3	1	8	8.4					
at Boston College	01-20-16	*	34	2	8	.250	0	0	.000	2	4	.500	4	13	17	9.9	3	0	0	3	3	1	6	8.3					
WAKE FOREST	01-23-16	*	34	4	6	.667	0	0	.000	0	1	.000	4	8	12	10.0	2	0	1	0	1	0	8	8.3					
DUKE	01-25-16	*	34	3	7	.429	0	0	.000	1	1	1.000	6	4	10	10.0	3	0	3	0	2	0	7	8.2					
at NC State	01-30-16	*	35	3	4	.750	0	0	.000	0	0	.000	1	4	5	9.8	4	0	2	1	0	0	6	8.1					
NOTRE DAME	02-03-16	*	27	3	6	.500	0	0	.000	0	0	.000	3	9	12	9.9	4	0	1	0	0	0	6	8.0					
at Georgia Tech	02-07-16	*	32	4	8	.500	0	0	.000	0	0	.000	1	8	9	9.8	1	0	1	1	0	1	8	8.0					
Pittsburgh	02-09-16	*	25	5	7	.714	0	0	.000	0	2	.000	4	6	10	9.8	4	0	0	0	0	1	10	8.1					



ANTHONY LAWRENCE, JR.

Freshman | Guard | 6-7 | 210

3

St. Petersburg, Fla. | Lakewood Senior HS

- Can play multiple positions. Was point guard in high school and will play small forward at Miami.
- Athletic and can attack the basket with authority.
- Son of a high school coach.

• Favorites: Athlete: LeBron James. Sports Team: Cleveland Cavaliers. Video Game: 2K. Class at UM: Acting. Movie: Friday. TV Show: Martin. Musical Artist: Future. Place on campus: BUC.

Prep

Led Lakewood Senior High School team to the Class 5A state championship game as a junior ... Scored 18 points in the championship game and totaled 25 rebounds in two state tournament games ... Averaged 20 points and 13 rebounds as a junior at Lakewood, and in sophomore campaign, averaged 21 points, eight rebounds and four steals ... Listed as a three-star recruit by ESPN.

Personal

Born Sept. 6, 1996 in St. Petersburg, Fla. ... Son of Anthony Sr. and Zelia ... One sister, Taylor ... Majoring in sports administration ... Played AAU ball for Each 1 Teach 1 Elite ... Chose Miami over offers from USC, Clemson and Texas, among others ... Anthony's father, Anthony Lawrence Sr., was a two-year letterman at Miami from 1991-93. After college, he played overseas in Portugal, Mexico and the Dominican Republic ... Lawrence Jr.'s uncle, Patrick, also played at Miami from 1991-94.

Lawrence, Jr. Season Highs

Points

Season: 18, vs. Notre Dame, 2/3/16

ACC: 18, vs. Notre Dame, 2/3/16

Rebounds

Season: 7, at Nebraska, 12/1/15

ACC: 3, at Georgia Tech, 2/7/16

Assists

Season: 4, vs. Louisiana, 11/16/15

ACC: 3, at Georgia Tech, 2/7/16

Steals

Season: 2 (4x) last vs. Charleston, 12/19/15

ACC: 1 (3x) last vs. Notre Dame, 2/3/16

Blocked Shots

Season: 2, vs. Notre Dame, 2/3/16

ACC: 2, vs. Notre Dame, 2/3/16

Field Goals

Season: 5 (2x) last vs. Notre Dame, 2/3/16

ACC: 5, vs. Notre Dame, 2/3/16

Field Goal Attempts

Season: 7 (2x) last at Nebraska, 12/1/15

ACC: 6, vs. Notre Dame, 2/3/16

Free Throws

Season: 5, vs. Louisiana, 11/16/15

ACC: 4, vs. Notre Dame, 2/3/16

Free Throw Attempts

Season: 6, vs. Louisiana, 11/16/15

ACC: 5, vs. Notre Dame, 2/3/16

3-Point Field Goals

Season: 4, vs. Notre Dame, 2/3/16

ACC: 4, vs. Notre Dame, 2/3/16

3-Point Field Goal Attempts

Season: 4, vs. Notre Dame, 2/3/16

ACC: 4, vs. Notre Dame, 2/3/16

Minutes

Season: 25, vs. Louisiana, 11/16/15


ACC: 21 (2x) last at Georgia Tech, 2/7/16

LAWRENCE CAREER STATISTICS

EXPERIENCE CAREER STATISTICS								3-Point				Free Throws				Rebounds				Scoring									
Season	GP	GS	Min.	Avg.	FG	FGA	Pct.	FG	FGA	Pct.	FT	FTA	Pct.	Off.	Def.	Tot.	Avg.	PF	FO	Ass.	TO	Blk	Stl	Pts.	Avg.				
2015-16	21	0	242	11.5	32	63	.508	12	29	.414	18	30	.600	16	21	37	1.8	29	0	18	6	5	11	94	4.5				

LAWRENCE 2015-16

Opponent	Date	GS	Min	FG	FGA	Pct	3-PTS	FREE THROWS	REBOUNDS	PF	FO	A	TO	Blk	Stl	Pts	Avg
							3FG	FTA	Pct								
UTRGV	11-13-15	6	0	1	.000	0	0	.000	1	2	.500	2	0	2	2.0	1	1.0
LOUISIANA	11-16-15	25	3	6	.500	1	2	.500	5	6	.833	2	4	6	4.0	3	6.5
vs Mississippi State	11-19-15	22	3	7	.429	0	2	.000	4	6	.667	2	2	4	4.0	3	7.7
vs Utah	11-20-15	14	0	1	.000	0	1	.000	0	0	.000	0	0	0	3.0	2	5.8
vs Butler	11-22-15	12	3	6	.500	1	3	.333	0	0	.000	0	1	1	2.6	1	6.0
NORTHEASTERN	11-27-15	5	0	1	.000	0	0	.000	0	0	.000	1	0	1	2.3	1	5.0
at Nebraska	12-01-15	14	5	7	.714	2	3	.667	1	1	1.000	2	5	7	3.0	1	6.1
CHARLOTTE	12-05-15	15	4	5	.800	1	2	.500	0	0	.000	1	0	1	2.8	1	6.5
FLORIDA	12-08-15	DNP - illness															
CO. OF CHARLESTON	12-19-15	16	4	4	1.000	3	3	1.000	0	0	.000	0	2	2	2.7	4	7.0
at La Salle	12-22-15	14	1	4	.250	0	2	.000	0	0	.000	1	1	2	2.6	1	6.5
PRINCETON	12-29-15	10	0	1	.000	0	1	.000	0	0	.000	0	1	1	2.5	1	5.9
SYRACUSE	01-02-16	5	0	1	.000	0	0	.000	1	2	.500	1	1	2	2.4	0	5.5
FLORIDA STATE	01-09-16	6	0	2	.000	0	1	.000	0	0	.000	0	0	0	2.2	0	5.1
at Virginia	01-12-16	8	0	0	.000	0	0	.000	0	2	.000	1	0	1	2.1	2	4.7
at Clemson	01-16-16	12	1	1	1.000	0	0	.000	1	2	.500	0	1	1	2.1	0	4.6
at Boston College	01-20-16	4	0	3	.000	0	1	.000	0	2	.000	0	0	0	1.9	0	4.3
WAKE FOREST	01-23-16	1	0	1	.000	0	1	.000	0	0	.000	0	0	0	1.8	0	4.1
DUKE	01-25-16	DNP															
at NC State	01-30-16	3	0	0	.000	0	0	.000	0	0	.000	0	0	0	1.7	2	3.8
NOTRE DAME	02-03-16	21	5	6	.833	4	4	1.000	4	5	.800	1	1	2	1.7	3	4.6
at Georgia Tech	02-07-16	21	2	4	.500	0	2	.000	1	2	.500	2	1	3	1.8	2	4.6
Pittsburgh	02-09-16	8	1	2	.500	0	1	.000	0	0	.000	0	1	1	1.8	1	4.5



SHELDON McCLELLAN

Graduate | Guard | 6-5 | 200

10

Houston, Texas | Texas | Bellaire HS

Oscar Robertson Trophy MidSeason Watch List, 2015-16
Jerry West Shooting Guard of the Year Award Finalist, 2015-16
Naismith Trophy Early-Season Watch List, 2015-16

Puerto Rico Tip-Off All-Tournament Team, 2015
NIT All-Tournament Team, 2015
Riley Wallace Award Finalist, 2015
Jerry West Award Midseason Watch List, 2015
ACSM AII-ACC Team, H.M., 2015
adidas Nations: Top NCAA Prospects Camp, Summer 2015
ACC Player of the Week - Dec. 1, 2014
TicketCity Legends Classic All-Tournament Team, 2011

- Nickname is Mac.
- Explosive scorer that can get on a roll. High-level athlete.
- Good in transition, making a wide assortment of layups, both left and right handed. A slasher.
- Great lateral quickness and ability to defend perimeter.
- Proficient 3-point shooter, and worked on perimeter jump shot.
- Strength numbers are at highest levels of his career.
- Ability to get fouled a lot due to his attack mentality.
- Entertaining personality with a quick wit.
- Coaches want him to be the Carmelo Anthony of the team.
- Grew up working on his game with John Lucas.
- Tremendous redshirt year in 2013-14, making himself more of an offensive threat. A volume scorer.
- Transferred from University of Texas in fall of 2013, sitting out 2013-14 due to NCAA transfer rules.

Favorites: Food: Sloppy Joe. Sports Team: Lakers. Movie: Straight out of Compton. Pro athlete: Kyrie Irving. Quote: Elite. Ice cream flavor: Vanilla. Class at UM: Communications. Cereal: Frosted Flakes. TV Show: Fresh Prince of Bel Air. Why UM: Coach L. Started playing basketball: Age 3.

McClellan after watching Miami play in the 2013 NCAA Tournament games in Austin, Texas: "I liked the plays they ran, the open-court stuff, and the way they all seemed to be playing for each other. They seemed to be having fun, and the coaches seemed positive on the bench. I wish I had come here as a freshman."

"At UM, everything is positive, never any negative energy. Coach L is like a father on the court. I love him to death. I like how positive he is, whether after a bad shot or reminding us to move on to the next play. That's how I liked to be pushed, not by negative reinforcement." - Sheldon McClellan
As a Redshirt Senior (2015-16): Participated in adidas Nations Top NCAA Prospects camp.

As a Redshirt Junior (2014-15): Final 2015 NCAA rankings: No. 21 total minutes, No. 82 total field goals made, No. 86 total points, No. 90 field goal percentage, No. 90 free throw percentage... Second-best shooting percentage in the nation by a guard in the Big 5 conferences, 18th-best shooting percentage by a guard in the nation, 90th-best shooting percentage in the nation (all positions), top shooting percentage by a guard in the ACC. Among ACC players in all games: No. 12 in scoring (14.5), No. 6 in field goal percentage (.484), No. 6 free throw percentage (.824) ... Among ACC players in league games only: No. 16 in scoring (14.1), No. 4 free throw percentage (.836). Season: Only player to start all 38 games ... Only came to score 30+ points - 31 at Charlotte, 11/25 ... Trio of double-doubles.

High School: No. 47 prospect nationally in the ESPN 100 and No. 60 prospect by Rivals.com following senior season ... Averaged a team-best 25.6 points, 7.2 rebounds, 5.0 assists and 2.0 steals per game while helping Bellaire to a 20-9 mark and the first round of the Class 5A state playoffs ... Career-high 56 points in the season-opening win against Booker T. Washington ... Averaged 20 points per game while leading Bellaire to a 35-2 record and a trip to the Class 5A regional finals in his junior season ... Coached by Bruce Glover.

Personal: Born Dec. 21, 1992 in Houston ... Full name is Sheldon Reeves McClellan ... Son of Angel Johnson (mother) ... Brother to Justin Jones ... Graduated in May 2015 with B.L.A. (bachelor's in liberal arts). Now pursuing second degree ... Played AAU for Houston Select ... Cousin Jawaan McClellan played basketball for Arizona and professionally overseas ... Favorite food is a homemade sloppy joe.

McClellan Season / Career Highs Points

Season: 27, vs. Utah, 11/21/15
Career: 31, at Charlotte, 11/25/14
ACC: 24, at Boston College, 2/16/15

Rebounds

Season: 6, vs. Wake Forest, 1/23/16
Career: 11 (2x) last vs. Temple, 3/31/15
ACC: 10, vs. NC State, 1/22/15

Assists

Season: 6, at La Salle, 12/22/15
Career: 6, at La Salle, 12/22/15
ACC: 5 (3x) last vs. Wake Forest, 1/23/16

Steals

Season: 3 (4x) last vs. Wake Forest, 1/23/16
Career: 4 (2x) last vs. Notre Dame, 3/12/15
ACC: 3 (4x) last vs. Wake Forest, 1/23/16

Blocked Shots

Season: 2, vs. Syracuse, 1/2/16
Career: 2, vs. Syracuse, 1/2/16
ACC: 2, vs. Syracuse, 1/2/16

Field Goals

Season: 10, vs. Utah, 11/21/15
Career: 11, at Charlotte, 11/25/14
ACC: 8 (2x) last vs. Duke, 1/25/16

Field Goal Attempts

Season: 14 (2x) last at NC State, 1/30/16
Career: 20, at Oklahoma, 1/21/13
ACC: 16, at Pittsburgh, 3/4/15

Free Throws

Season: 12, vs. Syracuse, 1/2/16
Career: 14, vs. Fresno State, 11/9/12
ACC: 12, vs. Syracuse, 1/2/16

Free Throw Attempts

Season: 14, vs. Syracuse, 1/2/16
Career: 14 (2x) last vs. Syracuse, 1/2/16
ACC: 14, vs. Syracuse, 1/2/16

3-Point Field Goals

Season: 3 (2x), last vs. Florida, 12/8/15
Career: 5, at Charlotte, 11/25/14
ACC: 4, at Boston College, 2/16/15

3-Point Field Goal Attempts

Season: 9, at NC State, 1/30/16
Career: 9 (2x) last at NC State, 1/30/16
ACC: 9, at NC State, 1/30/16

Minutes

Season: 43, at Nebraska, 12/1/15
Career: 50, vs. Virginia, 01/03/15
ACC: 50, vs. Virginia, 01/03/15


McCLELLAN CAREER STATISTICS

Texas	GP	GS	Min.	Avg.	FG	FGA	Pct.	3-PT	3-PTA	Pct.	FT	FTA	Pct.	Off.	Def.	Tot.	Avg.	PF	FO	Ass.	TO	Blk	Stl	Pts.	Avg.
2011-12	34	9	87.9	25.9	129	288	.448	35	113	.310	90	119	.756	39	73	112	3.3	34	0	21	30	3	35	383	11.3
2012-13	34	15	92.9	27.3	136	356	.382	33	121	.273	155	186	.833	36	96	132	3.9	28	0	29	57	3	28	460	13.5
TOTAL	68	24	180.8	26.6	265	644	.411	68	234	.291	245	305	.803	75	169	244	3.6	62	0	50	87	6	63	843	12.4

Miami	GP	GS	Min.	Avg.	FG	FGA	Pct.	3-PT	3-PTA	Pct.	FT	FTA	Pct.	Off.	Def.	Tot.	Avg.	PF	FO	Ass.	TO	Blk	Stl	Pts.	Avg.
2014-15	38	38	127.8	33.6	192	397	.484	54	151	.358	112	136	.824	32	146	178	4.7	59	0	74	49	7	34	550	14.5
2015-16	23	22	74.9	32.6	119	223	.534	35	87	.402	98	113	.867	13	62	75	3.3	43	0	42	29	8	25	371	16.1
TOTAL	61	60	202.7	33.2	311	620	.502	89	238	.374	210	249	.843	45	208	253	4.1	102	0	116	78	15	59	921	15.1

McCLELLAN 2015-16

Opponent	Date	GS	Min	FG	FGA	Pct	3FG	FGA	Pct	FT	FTA	Pct	Off	Def	Tot	Avg	PF	FO	A	TO	Blk	Stl	Pts	Avg
UTRGV	11-13-15	*	29	6	10	.600	2	4	.500	4	4	1.000	1	3	4	4.0	3	0	1	1	0	1	18	18.0
LOUISIANA	11-16-15	*	34	6	9	.667	2	4	.500	2	3	.667	2	3	5	4.5	2	0	2	1	1	3	16	17.0
vs Mississippi State	11-19-15	*	32	5	10	.500	2	3	.667	6	6	1.000	0	0	0	3.0	1	0	4	0	0	2	18	17.3
vs Utah	11-20-15	*	29	10	12	.833	3	5	.600	4	4	1.000	0	4	4	3.3	2	0	0	1	0	1	27	19.8
vs Butler	11-22-15	*	29	2	6	.333	2	5	.400	2	2	1.000	0	2	2	3.0	2	0	2	1	0	1	8	17.4
NORTHEASTERN	11-27-15	*	32	8	12	.667	1	3	.333	1	1	1.000	0	1	1	2.7	3	0	1	0	0	1	18	17.5
at Nebraska	12-01-15	*	43	3	8	.375	1	2	.500	7	9	.778	2	2	4	2.9	2	0	0	2	0	1	14	17.0
CHARLOTTE	12-05-15	*	21	2	4	.500	1	1	1.000	3	4	.750	1	1	2	2.8	2	0	5	3	0	0	8	15.9
FLORIDA	12-08-15	*	37	7	12	.583	3	4	.750	7	8	.875	1	4	5	3.0	0	0	1	1	0	1	24	16.8
CO. OF CHARLESTON	12-19-15	*	28	4	9	.444	0	3	.000	6	7	.857	0	3	3	3.0	1	0	1	1	0	1	14	16.5
at La Salle	12-22-15	*	26	5	8	.625	2	3	.667	2	2	1.000	1	1	2	2.9	1	0	6	0	0	1	14	16.3
PRINCETON	12-29-15	*	29	2	9	.222	0	3	.000	2	2	1.000	0	2	2	2.8	1	0	0	2	1	0	6	15.4
SYRACUSE	01-02-16	*	38	5	11	.455	0	6	.000	12	14	.857	1	4	5	3.0	1	0	0	1	2	3	22	15.9
FLORIDA STATE	01-09-16	*	34	7	11	.636	2	5	.400	5	6	.833	0	5	5	3.1	2	0	2	1	0	1	21	16.3
at Virginia	01-12-16	*	32	4	12	.333	1	5	.200	4	5	.800	1	0	1	3.0	3	0	1	1	0	1	13	16.1
at Clemson	01-16-16	*	39	5	8	.625	2	4	.500	2	2	1.000	1	4	5	3.1	3	0	2	4	0	1	14	15.9
at Boston College	01-20-16	*	37	7	14	.500	2	3	.667	3	4	.750	1	4	5	3.2	2	0	1	2	0	3	19	16.1
WAKE FOREST	01-23-16	*	33	3	10	.300	0	3	.000	8	8	1.000	1	5	6	3.4	2	0	5	3	0	3	14	16.0
DUKE	01-25-16	*	33	8	12	.667	1	3	.333	4	6	.667	0	2	2	3.3	2	0	3	1	1	0	21	16.3
at NC State	01-30-16	*	31	5	14	.357	2	9	.222	6	6	1.000	0	4	4	3.4	4	0	2	1	1	0	18	16.4
NOTRE DAME	02-03-16	*	33	5	6	.833	2	2	1.000	0	0	.000	0	5	5	3.4	0	0	3	1	0	0	12	16.1
at Georgia Tech	02-07-16	*	35	7	9	.778	2	2	1.000	6	8	.750	0	2	2	3.4	3	0	0	0	1	0	22	16.4
Pittsburgh	02-09-16	*	35	3	7	.429	2	5	.400	2	2	1.000	0	1	1	3.3	1	0	0	1	1	0	10	16.1



RASHAD MUHAMMAD

Junior | Guard | 6-6 | 160

Las Vegas, Nev. | San Jose State | Bishop Gorman HS

1

- Big time scorer with deep range.
- Using redshirt season at Miami to gain strength.
- From an athletic family: Brother is Minnesota Timberwolves player Shabazz Muhammad; Mother was PG and track star at Long Beach State; Father was PG for USC; Sister is professional tennis player; Uncle played in NFL; Aunt played basketball for Cal State Fullerton.

• Favorites: Food: Surf and turf. Athlete: Kobe Bryant. Professional teams: Lakers, Timberwolves, Raiders. Midnight snack: Cereal. Ice Cream: Chocolate. Cereal: Cinnamon Toast Crunch. Movie: More than a Game. TV Show: Fresh Prince of Bel Air. Musical Artist: Lil Wayne. Place on Campus: The gym.

As a Junior at Miami (2015-16)

Will sit out the 2015-16 season after transferring from San Jose State in August, 2015.

As a Sophomore at San Jose State (2014-15)

Led Spartans in scoring for second-straight season at 13.9 points per game ... Averaged 3.3 rebounds, 1.1 assists and 32.3 minutes over 27 games ... Scored in double-figures 21 times ... Led team in scoring in 15 games ... Five 20-point performances ... Season-high 27 points versus San Diego State (1/21) ... Season-high 10 rebounds to go along with 23 points at Wyoming (2/14) ... Splashed in 59 three-point baskets moving him into third all-time at San José State with 134 ... Multiple threes in 19 games ... Scored 26 points and matched a career-high for made threes in a game with six at Air Force (1/7) ... Third in the conference during Mountain West play at 2.5 made threes per game ... Career-high five assists versus Utah State (2/14) ... Shot free throws at 79.6 percent ... 20 points at UC Davis (12/3) ... 22 points versus Saint Katherine (12/9) ... Recorded two steals in three different games.

As a Freshman at San Jose State (2013-14)

Played in all 31 games and started three - at Weber State and against Fresno State and Boise State ... One of first players off bench ... Averaged team-best 13.2 points per game and 2.9 rebounds per game ... Set Mountain West freshman record for three pointers made in season at 75 ... Second-highest single-season three-pointers made and fourth-high three-pointers attempted at San José State ... Scored in double figures in 22 games ... 408 points on the season ... 20+ points in five games ... Scored a season-high 28 points in three-overtime win against UC Davis and 28 points against Colorado State ... Hit season-best six three-pointers against UC Davis and at Utah State ... Added 23 points at Portland, 21 points at Houston and 20 at Utah State ... Led team in scoring in 16 games ... Attempted at least 10 shots in 20 games ... Made at least one three-pointer in 12 straight games and 28 of 31 games ... Made 75 of 190 three-point attempts ... Shot 81.3 percent from free throw line ... Grabbed seven rebounds against Pacific and six rebounds against Milwaukee and at Wyoming and Fresno State ... Dished out at least one assist in 17 games ... Three assists at New Mexico ... Two steals at Northern Illinois, against James Madison and at Utah State and Air Force.

High School

Played at Bishop Gorman High School in Las Vegas ... Averaged 19 points senior year and led team to 29-3 record ... Team finished No. 15 in USA Today and ESPN polls ... Team won back-to-back Division I state championships ... Averaged 4.2 rebounds and 2.3 assists senior year.

Personal


Born January 6, 1994, in Las Vegas ... Son of Faye Muhammad, former point guard and track star at Long Beach State, and Ronald Muhammad, former point guard for USC ... Younger brother of Shabazz Muhammad, former UCLA player who is currently with Minnesota Timberwolves ... Sister, Asia, is a professional tennis player ... Uncle, Stephone Paige, played nine seasons in the NFL ... Aunt, Robin Paige, was four-year starter for Cal State Fullerton ... Majoring in sociology.

2013-14					2014-15				
Opposition	P	R	A		Opposition	P	R	A	
at Santa Clara	15	2	1		Bethesda	17	5	2	
vs. Milwaukee	17	6	0		Portland	5	2	2	
at Northern Illinois	11	3	1		Pepperdine	9	2	2	
vs. James Madison	18	3	1		at Cal State Fullerton	11	2	0	
at Pepperdine	14	1	2		vs. Washington	15	2	0	
Cal State Fullerton	17	4	2		vs. Western Michigan	7	2	0	
at Portland	23	3	0		vs. Princeton	0	0	0	
at Weber State	17	1	1		at UC Davis	20	1	1	
at Houston	21	1	0		Santa Clara	15	1	0	
UC Davis	28	3	1		Saint Katherine	22	6	2	
Westminster	8	2	0		Wyoming	13	5	2	
Pacific	19	7	0		at Air Force	26	4	0	
Nevada	5	1	1		at UNLV	3	2	0	
at Utah State	20	2	1		Fresno State	16	3	0	
Colorado State	28	5	0		Colorado State	12	3	1	
New Mexico	16	3	1		at Boise State	13	1	1	
at Air Force	12	2	1		Air Force	11	1	2	
at Wyoming	2	6	2		at New Mexico	15	3	0	
San Diego State	5	3	0		at Fresno State	16	2	4	
UNLV	13	3	1		Nevada	10	3	1	
at New Mexico	15	3	3		at Wyoming	23	10	0	
at Fresno State	13	6	1		Utah State	12	6	5	
Air Force	5	2	0		San Diego State	27	4	0	
Wyoming	11	5	1		at Colorado State	18	3	1	
at Nevada	0	0	0		at Nevada	6	3	1	
at San Diego State	14	2	0		Boise State	17	6	2	
Utah State	5	1	2		UNLV	16	8	2	
at Colorado State	6	1	0						
Fresno State	17	5	1						
vs. Boise State	13	5	1						

Muhammad Career Highs

Points	Career: 28 (2x) last vs. Colorado State, 1/8/14
Rebounds	Career: 10, at Wyoming, 2/14/15
Assists	Career: 5, San Diego State, 2/21/15
Steals	Career: 10, at Air Force, 1/7/15
Blocked Shots	Career: 1 (4x) last at Wyoming, 2/14/15
Field Goals	Career: 10, at Air Force, 1/7/15
Field Goal Attempts	Career: 21, Fresno State, 3/8/14
Free Throws	Career: 9, Colorado State, 1/8/14
Free Throw Attempts	Career: 12, Colorado State, 1/8/14
3-Point Field Goals	Career: 6 (3x), last at Air Force, 1/7/15
3-Point Field Goal Attempts	Career: 13, UC Davis, 12/18/13
Foul Disqualifications	Career: 0
Minutes	Career: 42, UC Davis, 12/18/13

MUHAMMAD SAN JOSE STATE STATISTICS										3-Point			Free Throws			Rebounds				Scoring									
Season	GP	GS	Min.	Avg.	FG	FGA	Pct.	FG	FGA	Pct.	FT	FTA	Pct.	Off.	Def.	Tot.	Avg.	PF	FO	Ast.	TO	Blk	Stl	Pts.	Avg.				
2013-14	31	3	873	28.2	121	332	.364	75	190	.395	91	112	.813	20	71	91	2.9	53	0	24	52	1	14	408	13.2				
2014-15	27	22	871	32.3	119	312	.381	59	164	.360	78	98	.796	17	71	88	3.3	48	0	31	38	3	18	375	13.9				
Totals	58	25	1744	30.1	240	644	.373	134	354	.379	169	210	.805	37	142	179	3.1	101	0	55	90	4	32	783	13.5				



KAMARI MURPHY

R-Junior | Forward | 6-8 | 220

21

Brooklyn, N.Y. | Oklahoma State | IMG | Lincoln HS

Murphy Season / Career Highs

Points

Season: 11 (2x) last vs. Notre Dame, 2/3/16
Career: 13 at Virginia Tech, 12/1/12
ACC: 11, vs. Notre Dame, 2/3/16

Rebounds

Season: 10, at La Salle, 12/22/15
Career: 13 vs. Oklahoma, 2/15/14
ACC: 8 (2x) last vs. Pittsburgh, 2/9/16

Assists

Season: 2, vs. Wake Forest, 1/23/16
Career: 3 (2x) last vs. Robert Morris, 12/30/13
ACC: 2, vs. Wake Forest, 1/23/16

Steals

Season: 1 (8x) last vs. Pittsburgh, 2/9/16
Career: 3 vs. Texas, 1/8/14
ACC: 1 (6x) last vs. Pittsburgh, 2/9/16

Blocked Shots

Season: 3, vs. Charleston, 12/19/15
Career: 4 (3x) last vs. Texas, 1/8/14
ACC: 2 (2x) last vs. Duke, 1/25/16

Field Goals

Season: 5 (2x) last vs. Princeton, 12/29/15
Career: 6 at Virginia Tech, 12/1/12
ACC: 4 (2x) last at Georgia Tech, 2/7/16

Field Goal Attempts

Season: 9, vs. Wake Forest, 1/23/16
Career: 11 vs. Gonzaga, 3/21/14
ACC: 9, vs. Wake Forest, 1/23/16

Free Throws

Season: 5, vs. Notre Dame, 2/3/16
Career: 5, vs. Notre Dame, 2/3/16
ACC: 5, vs. Notre Dame, 2/3/16

Free Throw Attempts

Season: 5, vs. Notre Dame, 2/3/16
Career: 6 vs. Texas Tech, 1/19/13
ACC: 5, vs. Notre Dame, 2/3/16

3-Point Field Goals

Season: --
Career: 1 (2x) last vs. Central Ark., 12/16/12
ACC: --

3-Point Field Goal Attempts

Season: 1 (6x) last at NC State, 1/30/16
Career: 1 (10x) last at NC State, 1/30/16
ACC: 1 (3x) last at NC State, 1/30/16

Minutes

Season: 34, vs. Florida, 12/8/15
Career: 41, at Iowa State, 3/8/14
ACC: 29, vs. Duke, 1/25/16

- First name pronounced Kuh-mar-EE.
- Explosive athlete with pogo-stick type hops.
- Versatile defender who can guard positions 1-5.
- Excellent rebounder at both ends of the court.
- Great straight-line driver.
- Treats practice like games, competing hard and wanting to win drills.
- Focused on increasing skill level to become a consistent perimeter shooter and gain a proficient inside-outside game.
- Transferred from Oklahoma State in fall of 2014. Sat out 2014-15 season due to NCAA transfer rules.
- Led Cowboys in total rebounds and total blocks as a sophomore.
- Spent post-graduate year at IMG Academy in Bradenton, Fla.
- Graduated from Lincoln High School in Brooklyn, N.Y., same school that produced Stephon Marbury, Sebastian Telfair and Lance Stephenson.
- Also played football for two seasons in high school.

- Favorites: Food: Soul food and baked mac & cheese. Movies: Gone in 60 Seconds. TV Show: Family Feud. Pro athlete: LeBron James. Pro Teams: Patriots, Jets, Rockets. Advice received: Life is not a sprint, it is a marathon. Ice cream flavor: Butter pecan. Midnight snack: Peanut butter sandwich. Class at UM: Sign language.
- Biggest fear: Bugs. Why UM: Coach L. Started playing basketball: Age 10.

As a Junior at Miami (2014-15): Sat out due to NCAA transfer rules.

As a Sophomore at Oklahoma State (2013-14): Led Cowboys in total rebounds pulling down 199 for the season, as well as blocks with total of 40, despite missing the season opener vs MVSU ... Eighth in blocks per game (1.3 bpg) and 15th in rebounding in Big 12.

High School: Ranked No. 10 on HoopScoop.com's list of top fifth-year players in 2012 ... Spent post-graduate year at IMG Academy in Bradenton, Fla., and was starting forward for IMG ... Averaged 20 points, 10 rebounds and three assists for team that finished 28-2 against prep schools and was ranked among the top-five nationally ... Graduated from Lincoln High School in Brooklyn, N.Y. — same school that produced Stephon Marbury, Sebastian Telfair and Lance Stephenson ... Team captain junior and senior seasons under head coach Dwayne Morton ... Averaged 17 points and more than 10 rebounds per game as senior ... Helped lead Railsplitters to PSAL Class-AA title game as senior and Brooklyn regular-season crown and borough title ... Ranked as No. 6 player in state of New York in 2011 according to HoopScoop ... Listed as one of four "standout players" at Super 16 Showcase in Hartford, Conn., in July of 2011 ... Also played football for two seasons in high school ... Recruited by UConn, Miami, Missouri, Louisville, Virginia, Virginia Tech, St. Johns, Rutgers, Florida and Florida State.

Personal: Born Kamari Michael Murphy on Dec. 14, 1993 ... First name pronounced Kuh-mar-EE ... Son of Michael Murphy and Kemel and Kaheem Draper ... Second oldest of six boys: Jacori, Kusamae, Maalik, Mikwan and Kieron ... Will graduate in May with B.A. in sociology ... Enjoys swimming, playing volleyball and football, and playing video games in his spare time.


MURPHY CAREER STATISTICS

OSU	GP	GS	Min.	Avg.	FG	FGA	Pct.	3-Point			Free Throws			Rebounds				Scoring									
								FG	FGA	Pct.	FT	FTA	Pct.	Off.	Def.	Tot.	Avg.	PF	FO	Ast.	TO	Blk	Stl	Pts.	Avg.		
2012-13	33	15	596	18.1	53	115	.461	2	4	.500	18	35	.514	52	78	130	3.9	73	2	21	35	20	8	126	3.8		
2013-14	33	21	855	25.9	82	153	.536	0	0	.000	36	63	.571	63	144	207	6.3	113	10	23	38	41	17	200	6.1		
Totals	66	36	1451	22.0	135	268	.504	2	4	.500	54	98	.551	115	222	337	5.1	186	12	44	73	61	25	326	4.9		

Miami	GP	GS	Min.	Avg.	FG	FGA	Pct.	3-Point			Free Throws			Rebounds				Scoring									
								FG	FGA	Pct.	FT	FTA	Pct.	Off.	Def.	Tot.	Avg.	PF	FO	Ast.	TO	Blk	Stl	Pts.	Avg.		
2015-16	20	17	465	23.3	52	106	.491	0	6	.000	17	27	.630	27	81	108	5.4	43	0	10	19	17	8	121	6.1		

MURPHY 2015-16

Opponent	Date	GS	Min	FG	FGA	Pct	3FG	FGA	Pct	FT	FTA	Pct	Off	Def	Tot	Avg	PF	FO	A	TO	Blk	Stl	Pts	Avg	
vs Utah	11-20-15	17	1	4	250	0	0	0	.000	0	0	.000	1	0	1	1.0	2	0	1	0	0	1	2	2.0	
vs Butler	11-22-15	12	2	3	667	0	0	0	.000	1	2	.500	1	3	4	2.5	4	0	0	0	0	0	5	3.5	
NORTHEASTERN	11-27-15	17	1	2	500	0	0	0	.000	0	0	.000	1	5	6	3.7	3	0	0	2	1	0	2	3.0	
at Nebraska	12-01-15	*	29	5	6	833	0	0	0	.000	0	0	.000	1	4	5	4.0	4	0	0	2	1	0	10	4.8
CHARLOTTE	12-05-15	*	22	4	8	500	0	0	0	.000	3	4	.750	1	6	7	4.6	1	0	1	0	2	1	11	6.0
FLORIDA	12-08-15	*	34	3	7	429	0	1	0	.000	2	4	.500	2	4	6	4.8	4	0	1	1	1	0	8	6.3
CO. OF CHARLESTON	12-19-15	*	22	2	6	333	0	1	0	.000	0	0	.000	0	6	6	5.0	2	0	0	2	3	0	4	6.0
at La Salle	12-22-15	*	25	3	6	500	0	0	0	.000	0	0	.000	2	8	10	5.6	2	0	1	0	1	0	6	6.0
PRINCETON	12-29-15	*	30	5	7	714	0	1	0	.000	0	0	.000	1	4	5	5.6	0	0	1	1	2	0	10	6.4
SYRACUSE	01-02-16	*	25	4	5	800	0	0	0	.000	0	0	.000	2	6	8	5.8	2	0	1	1	2	1	8	6.6
FLORIDA STATE	01-09-16	*	27	2	6	333	0	1	0	.000	1	2	.500	1	5	6	5.8	2	0	1	1	0	0	5	6.5
at Virginia	01-12-16	*	17	0	2	.000	0	1	0	.000	0	0	.000	1	2	3	5.6	4	0	0	2	1	1	0	5.9
at Clemson	01-16-16	*	23	3	7	429	0	0	0	.000	1	2	.500	3	3	6	5.6	2	0	1	0	0	0	7	6.0
at Boston College	01-20-16	*	20	3	4	.750	0	0	0	.000	0	3	.000	1	5	6	5.6	1	0	0	0	1	1	6	6.0
WAKE FOREST	01-23-16	*	24	2	9	.222	0	0	0	.000	0	0	.000	4	3	7	5.7	3	0	2	0	0	1	4	5.9
DUKE	01-25-16	*	29	2	4	.500	0	0	0	.000	0	0	.000	1	4	5	5.7	3	0	0	1	2	0	4	5.8
at NC State	01-30-16	*	24	2	6	.333	0	1	0	.000	0	0	.000	0	4	4	5.6	1	0	0	1	0	0	4	5.6
NOTRE DAME	02-03-16	*	17	3	4	.750	0	0	0	.000	5	5	1.000	1	1	2	5.4	0	0	0	2	0	1	11	5.9
at Georgia Tech	02-07-16	*	23	4	5	.800	0	0	0	.000	2	2	1.000	1	2	3	5.3	1	0	0	2	0	0	10	6.2
Pittsburgh	02-09-16	*	28	1	5	.200	0	0	0	.000	2	3	.667	2	6	8	5.4	2	0	0	1	0	1	4	6.1



JA'QUAN NEWTON

Sophomore | Guard | 6-2 | 180

Philadelphia, Pa. | Neumann-Goretti HS



- First name pronounced Juh-Quan.
- Competitor with a real feel for the game. Fearless and relentless. Passionate and energetic.
- Knack for getting in the lane off the dribble, then makes good decisions in the lane: floater, pass, dribble.
- Improved defensively and can play multiple positions, on and off of the ball.
- Getting stronger daily.
- Tremendous ability to finish 8-feet and in. Working to become a better 3-point shooter.
- Ranked No. 58 in ESPN's Top 100.
- Ranked No. 1 in the state and is the 12th-best PG in the country by ESPN.
- Scored 1,972 career points in high school.
- Leading scorer in both the history of the Catholic School League in Philadelphia and in Neumann-Goretti history. Owns three PIAA state titles.
- Mother passed away March 2014 after three-year battle with breast cancer, one day prior to state championship game in which Newton scored 33 points.
- Played on Cherashore Playground basketball court at 10th and Olney in Philadelphia. Played in the Chosen League.
- Father, Joe Newton, was NABC Division II national player of the year out of the University of Central Oklahoma.

- Favorites: Food: Fried chicken. Movie: Friday. Pro athlete: LeBron James. Subject in school: Math. Ice cream flavor: Vanilla. Cartoon: Tom and Jerry. Player when I was a kid: Allen Iverson.
- Why UM: Style of play and city of Miami. Ideal job after hoops: Coach.

As a Freshman (2014-15): Started three games, playing in 34, as a true freshman ... Scored in double digits four times ... Dished at least three assists eight times ... Grabbed 14 rebounds in last three games after just 29 boards the first 31 outings ... In ACC play averaged 3.9 points, 1.6 assists, 1.0 rebounds in 13.5 minutes per game ... In four NIT games, averaged 7.8 points, 3.8 rebounds, 2.0 assists in 22.3 minutes ... Missed game vs. NC Central due to injury ... Against Stanford in NIT championship game, knocked down two of four total 3-pointers for season.

High School: Ranked No. 58 in ESPN's Top 100 ... Ranked No. 1 in the state and is the 12th-best PG in the country by ESPN ... Catholic League MVP ... All-Catholic League First Team ... Led team with 21.7 points per game ... Scored 1,972 career points in high school ... Guided the Saints to 22-4 record and sixth-straight Catholic League Championship ... Scored 15 of his 23 points in second half to seal the victory ... Started four-straight years in Catholic League Championship game ... Leading scorer in both the history of the Catholic School League in Philadelphia and in Neumann-Goretti history ... Secured a double-double with 14 points and 10 rebounds in first round of the Pennsylvania Interscholastic Athletic Association playoffs ... Scored 33 points and go-ahead bucket in overtime to win PIAA Class AAA Championship ... Consensus Top 60 player ... Averaged 18.0 points as a junior.

Personal: Born Ja'Quan Naasir Newton on August 23, 1995 in Philadelphia ... First name pronounced Juh-Quan ... Son of the late Lisa Brown, and Joe Newton, the NABC Division II national player of the year out of the University of Central Oklahoma ... Brother to Cary Rudd and Miling Newton ... Mother passed away March 2014 after three-year battle with breast cancer, one day prior to state championship game in which Newton scored 33 points ... NBA Top 100 Camp ... LeBron James Skills Academy ... Played AAU ball for Team Final, the same squad as Miami teammate Davon Reed ... Also recruited by UCLA, Texas A&M and Minnesota ... Undeclared arts and sciences major.

2014-15				
Opposition	P	R	A	
at Howard	8	0	0	
at Florida	5	1	3	
vs Drexel	7	1	3	
vs Akron	4	0	1	
vs Charlotte	3	3	3	
at Charlotte	0	0	0	
South Alabama	5	1	0	
Illinois	4	2	1	
Green Bay	0	0	0	
Savannah State	2	0	0	
Eastern Kentucky	2	2	3	
vs Providence	3	0	1	
Charlotte	6	0	0	
Virginia	0	1	1	
at Duke	4	2	3	
at Notre Dame	16	2	5	
NC State	0	0	1	
at Syracuse	3	0	0	
Georgia Tech	3	0	0	
at Florida State	2	0	1	
Louisville	3	1	1	
Clemson	1	1	1	
at Wake Forest	5	0	2	
at Boston College	0	0	0	
Virginia Tech	0	0	1	
North Carolina	10	1	4	
at Pittsburgh	4	3	1	
at Virginia Tech	8	4	3	
vs Virginia Tech	0	3	0	
vs Notre Dame	0	0	0	
Alabama	1	1	2	
at Richmond	11	5	2	
vs Temple	9	4	2	
vs Stanford	10	5	2	

Newton Season / Career Highs

Points

Season: 20, vs. Charleston, 12/19/15
Career: 20, vs. Charleston, 12/19/15
ACC: 18, vs. Wake Forest, 1/23/16

Rebounds

Season: 7, vs. Charleston, 12/19/15
Career: 7, vs. Charleston, 12/19/15
ACC: 5 (2x) last vs. Duke, 1/25/16

Assists

Season: 6, vs. Charlotte, 12/5/15
Career: 6, vs. Charlotte, 12/5/15
ACC: 5 (2x) last vs. Duke, 1/25/16

Steals

Season: 4 (2x) last at NC State, 1/30/16
Career: 4 (2x) last at NC State, 1/30/16
ACC: 4, at NC State, 1/30/16

Blocked Shots

Season: 1 (2x) last vs. Princeton, 12/29/15
Career: 1 (6x) last vs. Princeton, 12/29/15
ACC: 1, at Notre Dame, 1/17/15

Field Goals

Season: 6 (4x) last vs. Notre Dame, 2/3/16
Career: 6 (5x) last vs. Notre Dame, 2/3/16
ACC: 6 (4x) last vs. Notre Dame, 2/3/16

Field Goal Attempts

Season: 13, at NC State, 1/30/16
Career: 13, at NC State, 1/30/16
ACC: 13, at NC State, 1/30/16

Free Throws

Season: 9, vs. Charlotte, 12/5/15
Career: 9, vs. Charlotte, 12/5/15
ACC: 7, vs. Wake Forest, 1/23/16

Free Throw Attempts

Season: 10 (2x) last vs. Syracuse, 1/2/16
Career: 10, vs. Syracuse, 1/2/16
ACC: 10, vs. Syracuse, 1/2/16

3-Point Field Goals

Season: 2, vs. Syracuse, 1/2/16
Career: 2 (2x) last vs. Syracuse, 1/2/16
ACC: 2, vs. Syracuse, 1/2/16

3-Point Field Goal Attempts

Season: 2 (6x) last at NC State, 1/30/16
Career: 2 (9x) last at NC State, 1/30/16
ACC: 2 (5x) last at NC State, 1/30/16

Minutes


Season: 27 (2x) last at Georgia Tech, 2/7/16
Career: 33, at Pittsburgh, 3/4/15
ACC: 33, at Pittsburgh, 3/4/15

NEWTON CAREER STATISTICS

Season	GP	GS	Min.	Avg.	FG	FGA	Pct.	3-Point			Free Throws			Off.	Rebounds			PF	FO	Ast.	TO	Blk	Stl	Scoring	
								FG	FGA	Pct.	FT	FTA	Pct.		Def.	Tot.	Avg.							Pts.	Avg.
2014-15	34	3	459	13.5	45	111	.405	4	10	.400	41	64	.641	8	35	43	1.3	34	0	47	39	4	8	135	4.0
2015-16	23	1	513	22.3	89	183	.486	9	24	.375	80	107	.748	12	48	60	2.6	33	0	59	47	2	22	267	11.6
TOTAL	57	4	972	17.1	134	294	.456	13	34	.382	121	171	.708	20	83	103	1.8	67	0	106	86	6	30	402	7.1

NEWTON 2015-16

Opponent	Date	GS	Min	FG	FGA	Pct	3FG	FGA	Pct	FT	FTA	Pct	Off	Def	Tot	Avg	PF	FO	A	TO	Blk	Stl	Pts	Avg
UTRGV	11-13-15	23	3	6	500	0	1	.000	5	7	.714	0	2	2	2.0	0	0	1	3	0	1	11	11.0	
LOUISIANA	11-16-15	15	5	6	.833	0	0	.000	1	2	.500	0	0	0	1.0	1	0	5	2	0	0	11	11.0	
vs Mississippi State	11-19-15	24	5	10	.500	0	2	.000	5	8	.625	0	2	2	1.3	2	0	5	2	0	2	15	12.3	
vs Utah	11-20-15	22	1	8	.125	0	0	.000	3	4	.750	0	1	1	1.3	1	0	1	1	0	1	5	10.5	
vs Butler	11-22-15	23	5	12	.417	0	1	.000	7	8	.875	0	1	1	1.2	1	0	3	1	1	2	17	11.8	
NORTHEASTERN	11-27-15	20	5	7	.714	1	1	1.000	2	3	.667	1	1	2	1.3	4	0	1	2	0	1	13	12.0	
at Nebraska	12-01-15	20	3	6	.500	0	2	.000	4	5	.800	0	2	2	1.4	1	0	2	2	0	0	10	11.7	
CHARLOTTE	12-05-15	26	2	5	.400	1	2	.500	9	10	.900	0	4	4	1.8	1	0	6	1	0	0	14	12.0	
FLORIDA	12-08-15	19	0	2	.000	0	0	.000	3	4	.750	0	1	1	1.7	1	0	3	3	0	0	3	11.0	
CO. OF CHARLESTON	12-19-15	23	6	8	.750	1	2	.500	7	9	.778	1	6	7	2.2	1	0	2	3	0	4	20	11.9	
at La Salle	12-22-15	21	5	10	.500	0	0	.000	0	1	.000	0	2	2	2.2	0	0	3	1	0	1	10	11.7	
PRINCETON	12-29-15	22	5	8	.625	0	0	.000	3	3	1.000	1	3	4	2.3	1	0	4	1	1	0	13	11.8	
SYRACUSE	01-02-16	24	3	5	.600	2	2	1.000	6	10	.600	1	3	4	2.5	3	0	2	2	0	2	14	12.0	
FLORIDA STATE	01-09-16	21	6	10	.600	0	1	.000	1	1	1.000	0	1	1	2.4	2	0	4	2	0	1	13	12.1	
at Virginia	01-12-16	19	2	5	.400	0	1	.000	2	3	.667	1	4	5	2.5	0	0	1	2	0	0	6	11.7	
at Clemson	01-16-16	24	2	8	.250	1	1	1.000	3	4	.750	2	2	4	2.6	0	0	1	3	0	0	8	11.4	
at Boston College	01-20-16	21	4	7	.571	0	2	.000	4	4	1.000	0	4	4	2.7	3	0	2	3	0	0	12	11.5	
WAKE FOREST	01-23-16	25	5	10	.500	1	1	1.000	7	9	.778	1	0	1	2.6	3	0	1	2	0	0	18	11.8	
DUKE	01-25-16	23	6	11	.545	0	0	.000	3	4	.750	2	3	5	2.7	1	0	5	2	0	0	15	12.0	
at NC State	01-30-16	27	4	13	.308	1	2	.500	1	2	.500	1	1	2	2.7	4	0	2	2	0	4	10	11.9	
NOTRE DAME	02-03-16	26	6	10	.600	0	1	.000	0	1	.000	0	1	1	2.6	0	0	2	2	0	1	12	11.9	
at Georgia Tech	02-07-16	27	5	11	.455	1	1	1.000	3	3	1.000	1	3	4	2.7	2	0	2	2	0	2	14	12.0	
Pittsburgh	02-09-16	18	1	5	.200	0	1	.000	1	2	.500	0	1	1	2.6	1	0	1	3	0	0	3	11.6	



JAMES PALMER

Sophomore | Guard | 6-5 | 202

Washington, D.C. | St. John's College HS

12

Palmer Season / Career Highs

Points

Season: 14, vs. Mississippi State, 11/19

Career: 17, at Virginia Tech, 3/7/15

ACC: 17, at Virginia Tech, 3/7/15

Rebounds

Season: 6, vs. UTRGV, 11/13/15

Career: 6, vs. UTRGV, 11/13/15

ACC: 4, at Virginia Tech, 3/7/15

Assists

Season: 3 (2x) last at Virginia, 1/12/16

Career: 3 (5x) last at Virginia, 1/12/16

ACC: 3 (2x) last at Virginia, 1/12/16

Steals

Season: 2 (3x) last vs. Pittsburgh, 2/9/16

Career: 2 (3x) last vs. Pittsburgh, 2/9/16

ACC: 2 (3x) last vs. Pittsburgh, 2/9/16

Blocked Shots

Season: 1 (2x) last vs. Duke, 1/25/16

Career: 1 (11x) last vs. Duke, 1/25/16

ACC: 1 (3x) last vs. Duke, 1/25/16

Field Goals

Season: 6, vs. Mississippi State, 11/19

Career: 5 (2x) last at Virginia Tech, 3/7/15

ACC: 5, at Virginia Tech, 3/7/15

Field Goal Attempts

Season: 9, vs. Mississippi State, 11/19

Career: 10, at Virginia Tech, 3/7/15

ACC: 10, at Virginia Tech, 3/7/15

Free Throws

Season: 3 (4x) last vs. Pittsburgh, 2/9/16

Career: 3 (5x) last vs. Pittsburgh, 2/9/16

ACC: 3 (3x) last vs. Pittsburgh, 2/9/16

Free Throw Attempts

Season: 4 (3x) last vs. Duke, 1/25/16

Career: 4 (4x) last vs. Duke, 1/25/16

ACC: 4 (2x) last vs. Duke, 1/25/16

3-Point Field Goals

Season: 2 (4x) last vs. Wake Forest, 1/23/16

Career: 5, at Virginia Tech, 3/7/15

ACC: 5, at Virginia Tech, 3/7/15

3-Point Field Goal Attempts

Season: 4 (2x) last vs. Duke, 1/25/16

Career: 5 (3x) last at Virginia Tech, 3/7/15

ACC: 5 (2x) last at Virginia Tech, 3/7/15

Minutes

Season: 26, vs. Charlotte, 12/5/15

Career: 27 (2x) last at Virginia Tech, 3/7/15

ACC: 27, at Virginia Tech, 3/7/15

- Intelligent with a high basketball IQ after playing at a high level in high school and AAU due to good coaching.
- Good body size and is maturing physically and growing into his long limbs.
- Can play positions 1-4.
- Makes tough left- and right-handed layups.
- Good pull-up jumper and can make 3-pointers.
- Enjoys life and has a good sense of humor.
- In Spain in August 2014, shot team best 68 percent from the floor and hit 57 percent (8-15) from distance en route to 11.5 ppg.
- Ranked No. 1 player in the D.C. region, by ESPN.
- Played AAU ball for Team Takeover.

- Favorites: Food: Shrimp. Movie: Next Friday. TV Show: Martin. Pro athlete: Jamal Crawford. Pro Sports Team: Cowboys.
- Midnight snack: Honey Bun, fruit snacks. Class at UM: Acting. Ice cream: Cookies and cream.
- Best advice received: Stay humble, stay hungry. Why UM: Great coaches, playing style and weather. Started playing basketball: Age 7.

As a Freshman (2014-15): *Season:* Started five of 38 games played ... One of only three Canes to play all 38 games ... Knocked down 5-of-5 from 3-point range at Virginia Tech on his way to season-high 17 points ... Scored in double digits four times ... Hit multiple 3-pointers nine times, including the first five games ... Notched 3-pointer in 11 outings.

High School: Ranked No. 1 player in the D.C. region, by ESPN ... Senior year averaged team-high 15.7 points per game ... Played in D.C. State Athletic Association semifinal ... Led Cadets to 27-4 record ... Helped squad to a 20-win season by averaging 12 points, five rebounds and two assists as a junior ... First team all-conference ... Team captain ... Coached by Sean McAloon at St. John's College HS.

Personal: Born James Alfred Palmer, Jr., on July 31, 1996 in Washington, D.C. ... Son of Diane McFadden and the late James Palmer, Sr. ... Brother to Tijree and Tijisha ... Played AAU ball for Team Takeover ... Also recruited by Memphis, Wake Forest, Rutgers, Cincinnati and Maryland ... Undeclared arts and sciences major.


2014-15				
Opposition	P	R	A	
Howard	6	2	2	
at Florida	10	0	0	
vs Drexel	6	0	0	
vs Akron	8	3	0	
vs Charlotte	12	2	1	
at Charlotte	3	2	0	
South Alabama	6	4	3	
Illinois	0	0	0	
Green Bay	0	0	2	
Savannah State	2	1	0	
Eastern Kentucky	0	1	0	
vs Providence	0	0	2	
Charleston	5	2	3	
Virginia	0	0	1	
Boston College	0	0	0	
at Duke	2	2	0	
at Notre Dame	11	1	0	
NC State	7	0	0	
at Syracuse	2	1	1	
Georgia Tech	6	2	0	
at Florida State	0	1	0	
Louisville	3	1	0	
Clemson	2	3	0	
at Wake Forest	6	3	1	
at Boston College	2	3	0	
Virginia Tech	8	3	3	
at Louisville	0	0	0	
Florida State	0	0	0	
North Carolina	0	0	0	
at Pittsburgh	0	0	0	
at Virginia Tech	17	4	1	
vs Virginia Tech	2	3	1	
vs Notre Dame	2	2	1	
NC Central	0	2	1	
Alabama	2	0	2	
at Richmond	2	1	0	
vs Temple	4	4	0	
vs Stanford	6	1	0	

PALMER CAREER STATISTICS

Season	GP	GS	Min.	Avg.	FG	FGA	Pct.	FG	FGA	Pct.	FT	FTA	Pct.	Off.	Def.	Tot.	Avg.	PF	FO	Ast.	TO	Blk	Stl	Pts.	Avg.
2014-15	38	5	504	13.3	52	126	.413	23	63	.365	15	23	.652	14	40	54	1.4	28	0	25	28	9	5	142	3.7
2015-16	23	0	266	11.6	28	76	.368	11	33	.333	19	29	.655	7	21	28	1.2	10	0	19	10	3	11	86	3.7
TOTAL	61	5	770	12.6	80	202	.396	34	96	.354	34	52	.654	21	61	82	1.3	38	0	44	38	12	16	228	3.7

PALMER 2015-16

Opponent	Date	GS	Min	TOTAL	3-PTS	FREE THROWS	REBOUNDS	PF	FO	A	TO	Blk	Stl	Pts	Avg
UTRGV	11-13-15	23	3	7	429	2	4	500	3	4	750	1	5	6	6.0
LOUISIANA	11-16-15	11	0	2	.000	0	0	.000	0	0	.000	1	1	2	4.0
vs Mississippi State	11-19-15	21	6	9	.667	2	3	.667	0	2	.000	0	2	2	3.3
vs Utah	11-20-15	15	2	2	1.000	2	2	1.000	0	0	.000	0	1	1	2.8
vs Butler	11-22-15	11	1	2	.500	0	1	.000	0	0	.000	0	1	1	2.4
NORTHEASTERN	11-27-15	9	1	5	.200	0	1	.000	0	0	.000	0	0	0	2.0
at Nebraska	12-01-15	3	0	0	.000	0	0	.000	0	0	.000	0	0	0	1.7
CHARLOTTE	12-05-15	26	3	8	.375	0	1	.000	1	1	1.000	0	3	3	1.9
FLORIDA	12-08-15	10	0	3	.000	0	1	.000	0	0	.000	1	0	1	1.8
CO. OF CHARLESTON	12-19-15	19	2	4	.500	0	2	.000	0	2	.000	0	2	2	1.8
at La Salle	12-22-15	22	1	6	.167	1	3	.333	3	4	750	1	1	2	1.8
PRINCETON	12-29-15	9	2	4	.500	1	3	.333	0	0	.000	1	3	4	2.0
SYRACUSE	01-02-16	8	1	3	.333	0	1	.000	1	1	1.000	1	1	2	2.0
FLORIDA STATE	01-09-16	4	0	1	.000	0	0	.000	0	0	.000	0	1	1	1.9
at Virginia	01-12-16	8	0	1	.000	0	0	.000	0	0	.000	0	0	0	1.8
at Clemson	01-16-16	0	0	0	.000	0	0	.000	0	0	.000	0	0	0	1.7
at Boston College	01-20-16	10	1	3	.333	0	1	.000	1	2	.500	0	0	0	1.6
WAKE FOREST	01-23-16	10	2	3	.667	2	2	1.000	1	2	.500	0	0	0	1.5
DUKE	01-25-16	11	1	5	.200	1	4	.250	3	4	.750	0	0	0	1.4
at NC State	01-30-16	13	1	1	1.000	0	0	.000	2	2	1.000	0	0	0	1.4
NOTRE DAME	02-03-16	10	0	3	.000	0	2	.000	0	0	.000	0	0	0	1.3
at Georgia Tech	02-07-16	6	0	2	.000	0	1	.000	1	2	.500	1	0	1	1.3
Pittsburgh	02-09-16	7	1	2	.500	0	1	.000	3	3	1.000	0	0	0	1.2



DAVON REED

Junior | Guard | 6-6 | 210

Ewing, N.J. | Princeton Day School

5

NIT All-Tournament Team, 2015

All-ACC Academic Men's Basketball Team, 2015

- Focused. Structured. Determined. Competitive. Student of the game. Will do whatever it takes to win.
- A 3 guard who played out of position at the point his freshman season for Miami.
- Can guard multiple positions, has long arms and a fierce tenacity.
- Mostly a catch-and-shoot guy. Working on game off the bounce.
- Improved both his ability to attack the basket and his layup-making skills.
- Good student. Professional approach to life and everything he does. Mature for his age.
- Missed only eight games as a sophomore after quickly rehabbing knee injury that could have sidelined him for season.
- Improved bench 175 to 250 pounds in four months as a freshman.
- Four-star swingman listed as a Top 100 player (No. 97) by Rivals.com and No. 78 in Class of 2013 by ESPN.
- Third-best talent in New Jersey and 18th best nationally at shooting guard, according to ESPN.com.
- Kevin Durant Skills Academy. McDonald's All-American candidate.
- 2,000 point scorer. Averaged 24 points and 10 rebounds as a senior.
- Youth Role Model Award from Join-Effort Princeton for both dedication to his community and excellence in his personal life.

• Favorites: Food: Chicken marsala. Movie: I am Legend. Book: Great Gatsby. Pro athlete: LeBron James. Quote: Dreams don't work unless you do. Subject in school: Science. Class at UM: Marketing & professional selling. Ice cream flavor: Chocolate chip cookie dough. Cereal: Captain Crunch with crunch berries. TV Show: Game of Thrones. Musical Artist: J. Cole. Best advice received: Do what makes you happy. Why UM: ACC basketball, Coach L and sunny south Florida. Started playing basketball: Age 5.

As a Sophomore (2014-15): Started 21-straight games after missing the first eight with injury then coming off the bench his first eight outings ... Improved from 2.4 ppg and 2.4 rpg in five non-conference games to 9.2 ppg and 3.6 rpg in ACC play ... Improved shooting from 27.3 FG percent and 16.7 3FG percent in non-conference games to 54.8 FG percent and 52.7 3FG percent in ACC action ... Scored in double digits 12 times ... Hit multiple 3-pointers in 11 games ... Notched 3-pointer in 19 games, including nine-straight outings Jan. 17-Feb. 16 ... In two ACC Tournament games, averaged 8.0 points, 5.0 rebounds, 1.0 assists, 1.0 steals in 33.0 minutes ... In five NIT games averaged 10.8 points, 7.0 rebounds, 3.8 assists, 1.0 blocks in 34.6 minutes.

As a Freshman (2013-14): Started 10 of 33 games ... Started four of 18 ACC games ... In ACC play averaged 4.8 points and 1.5 rebounds in 15.9 minutes ... Notched 3-pointer in 13-straight games from 11/11 to 1/4.

High School: Four-star swingman listed as a Top 100 player (No. 97) by Rivals.com and No. 78 in the Class of 2013 by ESPN ... Third-best talent in New Jersey and 18th best nationally at the shooting guard position, according to ESPN.com ... Rivals ranked him as 24th among shooting guards ... Kevin Durant Skills Academy ... 2,000 point scorer ... Averaged 24 points and 10 rebounds as a senior ... McDonald's All-American candidate ... Prep B Player of the Year in New Jersey ... All-area player of the year twice ... Averaged 27 points and nine rebounds per game for Princeton Day School junior season ... Coached by Paris McClean ... Youth Role Model Award from Join-Effort Princeton for both dedication to his community and excellence in personal life.

Personal: Name is pronounced Day-von ... Born Davon Malcolm Reed on June 11, 1995 ... Son of David and Rose Reed ... Brother to Miles ... Majoring in sports administration ... Played AAU ball with Team Final ... Chose Miami over offers from Wake Forest, Cincinnati, Xavier and Memphis ... Student-Athlete Advisory Committee representative at UM ... Book Buster (3.0 semester GPA) ... Athletic Director's Honor Roll (3.2 semester GPA) ... Dean's List (3.5 semester GPA) ... ACC Honor Roll.

2013-14					2014-15				
Opposition	P	R	A		Opposition	P	R	A	
St. Francis (NY)	3	1	0		Green Bay	0	0	0	
Ga. Southern	7	1	2		Savannah State	0	1	1	
Texas Southern	11	3	3		Eastern Kentucky	7	4	0	
at Col Charleston	3	2	3		vs Providence	0	2	2	
UCF	17	5	1		Charleston	5	5	4	
vs Geo. Wash.	6	2	2		Virginia	4	1	0	
at CS Fullerton	9	3	2		Boston College	0	2	0	
vs Arizona State	19	1	2		at Duke	4	3	2	
at Nebraska	5	2	2		at Notre Dame	9	4	4	
Virginia Tech	10	5	0		NC State	10	3	2	
at Savannah State	8	1	1		at Syracuse	11	2	1	
La Salle	8	0	4		Georgia Tech	6	4	0	
Loyola	8	2	7		at Florida State	11	6	2	
at Syracuse	5	0	1		Louisville	19	5	1	
at North Carolina	0	2	0		Clemson	3	2	2	
Florida State	0	1	0		at Wake Forest	17	4	0	
at Georgia Tech	3	0	0		at Boston College	19	6	3	
Duke	2	2	0		Virginia Tech	9	3	5	
Syracuse	16	2	0		at Louisville	0	2	1	
at Maryland	6	1	1		Florida State	18	8	1	
Norfolk State	4	4	1		North Carolina	2	3	2	
Pittsburgh	4	3	1		at Pittsburgh	19	3	3	
NC State	3	1	1		at Virginia Tech	4	5	2	
at Florida State	7	2	2		vs Virginia Tech	10	4	1	
at Virginia Tech	5	2	0		vs Notre Dame	6	6	1	
Notre Dame	12	3	0		NC Central	7	3	6	
Boston College	0	0	0		Alabama	15	8	3	
at Virginia	2	1	0		at Richmond	10	12	2	
at NC State	5	0	0		vs Temple	6	7	4	
at Clemson	3	1	0		vs Stanford	16	5	4	
Wake Forest	3	1	1						
vs Virginia Tech	14	1	0						
vs NC State	9	0	1						

Reed Season / Career Highs

Points

Season: 19 (2x) last vs. Northeastern, 11/28/15
Career: 19 (6x) last vs. Northeastern, 11/28/15
ACC: 19 (4x) last vs. Louisiana, 11/16/15

Rebounds

Season: 9, vs. Princeton, 12/29/15
Career: 12, at Richmond, 3/24/15
ACC: 8, vs. Florida State, 2/25/15

Assists

Season: 4, vs. Northeastern, 11/28/15
Career: 7, vs. Loyola, 12/30/13
ACC: 5, vs. Virginia Tech, 2/18/15

Steals

Season: 3, vs. Florida, 12/8/15
Career: 5, at Wake Forest, 2/11/15
ACC: 5, at Wake Forest, 2/11/15

Blocked Shots

Season: 2, vs. Florida, 12/8/15
Career: 3, vs. Temple, 3/31/15
ACC: 2, at Virginia Tech, 3/7/15

Field Goals

Season: 7, vs. Northeastern, 11/28/15
Career: 7 (4x) last vs. Northeastern, 11/28/15
ACC: 7 (2x) last at Pittsburgh, 3/4/15

Field Goal Attempts

Season: 12, at Clemson, 1/16/16
Career: 13, at Wake Forest, 2/11/15
ACC: 13, at Wake Forest, 2/11/15

Free Throws

Season: 6, vs. UTRGV, 11/13/15
Career: 9, vs. Alabama, 3/21/15
ACC: 6, vs. Florida State, 2/25/15

Free Throw Attempts

Season: 9, vs. UTRGV, 11/13/15
Career: 14, vs. Alabama, 3/21/15
ACC: 6 (2x) last vs. Florida State, 2/25/15

3-Point Field Goals

Season: 4, vs. Louisiana, 11/16/15
Career: 5 (2x) last vs. Louisville, 2/3/15
ACC: 5, vs. Louisville, 2/3/15

3-Point Field Goal Attempts

Season: 6 (2x) last vs. Pittsburgh, 2/9/16
Career: 8, vs. Arizona State, 12/1/13
ACC: 8, at Wake Forest, 2/11/15


Minutes

Season: 36 (2x) last vs. Pittsburgh, 2/9/16
Career: 45, at Boston College, 2/16/15
ACC: 45, at Boston College, 2/16/15

REED CAREER STATISTICS

Season	GP	GS	Min.	Avg.	FG	FGA	Pct.	3-Point	Free Throws	Rebounds	PF	FO	Ast.	TO	Blk	Stl	Scoring
								FG	FTA	Pct.							Pts. Avg.
2013-14	33	10	683	20.7	71	207	.343	40	112	.357	35	53	.660	12	43	55	1.7
2014-15	30	21	824	27.5	77	164	.470	37	81	.457	56	77	.727	25	96	121	4.0
2015-16	23	23	627	27.3	78	178	.438	26	75	.347	61	77	.792	14	83	97	4.2
TOTAL	86	54	2134	24.8	226	549	.412	103	268	.384	152	207	.734	51	222	273	3.2

REED 2015-16		TOTAL				3-PTS			FREE THROWS			REBOUNDS				PF			FO			A			TO			Blk			Stl			Pts			Avg		
Opponent	Date	GS	Min	FG	FGA	Pct	3FG	FGA	Pct	FT	FTA	Pct	Off	Def	Tot	Avg	PF	FO	A	TO	Blk	Stl	Pts	Avg															
UTRGV	11-13-15	*	24	4	11	.364	0	4	.000	6	9	.667	1	2	3	3.0	3	0	0	0	0	1	14	14.0															
LOUISIANA	11-16-15	*	32	6	8	.750	4	5	.800	3	4	.750	0	4	4	3.5	3	0	1	2	1	1	19	16.5															
vs Mississippi State	11-19-15	*	18	1	2	.500	1	1	1.000	5	5	1.000	0	3	3	3.3	4	0	1	2	0	0	8	13.7															
vs Utah	11-20-15	*	23	2	6	.333	0	1	.000	2	4	.500	0	4	4	3.5	2	0	1	1	0	1	6	11.8															
vs Butler	11-22-15	*	30	1	3	.333	1	1	1.000	4	4	1.000	1	4	5	3.8	3	0	3	2	0	0	7	10.8															
NORTHEASTERN	11-27-15	*	34	7	10	.700	2	5	.400	3	3	1.000	1	6	7	4.3	3	0	4	2	1	1	19	12.2															
at Nebraska	12-01-15	*	32	1	10	.100	1	6	.167	5	6	.833	1	3	4	4.3	2	0	0	1	0	0	8	11.6															
CHARLOTTE	12-05-15	*	17	4	5	.800	0	0	.000	4	4	1.000	0	5	5	4.4	3	0	2	2	0	0	12	11.6															
FLORIDA	12-08-15	*	27	2	8	.250	1	4	.250	0	0	.000	0	4	4	4.3	2	0	0	2	2	3	5	10.9															
CO. OF CHARLESTON	12-19-15	*	21	2	5	.400	2	4	.500	3	4	.750	0	0	0	3.9	2	0	1	0	0	0	9	10.7															
at La Salle	12-22-15	*	21	2	5	.400	0	2	.000	3	4	.750	0	6	6	4.1	2	0	2	0	1	0	7	10.4															
PRINCETON	12-29-15	*	30	5	11	.455	0	2	.000	3	5	.600	1	8	9	4.5	0	0	0	2	0	1	13	10.6															
SYRACUSE	01-02-16	*	21	1	7	.143	0	4	.000	2	3	.667	1	4	5	4.5	1	0	1	2	0	0	4	10.1															
FLORIDA STATE	01-09-16	*	26	3	6	.500	3	5	.600	3	4	.750	0	4	4	4.5	1	0	2	5	0	1	12	10.2															
at Virginia	01-12-16	*	30	5	8	.625	1	4	.250	0	0	.000	0	5	5	4.5	1	0	0	1	0	1	11	10.3															
at Clemson	01-16-16	*	36	6	12	.500	3	5	.600	2	2	1.000	0	2	2	4.4	1	0	2	3	0	1	17	10.7															
at Boston College	01-20-16	*	28	2	5	.400	0	0	.000	3	4	.750	1	3	4	4.4	1	0	1	1	0	1	7	10.5															
WAKE FOREST	01-23-16	*	27	1	10	.100	0	4	.000	2	2	1.000	3	2	5	4.4	1	0	1	1	0	1	4	10.1															
DUKE	01-25-16	*	27	6	10	.600	2	5	.400	0	0	.000	1	3	4	4.4	3	0	1	0	1	1	14	10.3															
at NC State	01-30-16	*	30	3	7	.429	2	3	.667	4	4	1.000	1	3	4	4.4	3	0	1	0	1	0	12	10.4															
NOTRE DAME	02-03-16	*	27	4	8	.500	0	1	.000	0	0	.000	0	2	2	4.2	2	0	1	0	0	2	8	10.3															
at Georgia Tech	02-07-16	*	30	6	11	.545	1	3	.333	2	4	.500	1	3	4	4.2	1	0	2	0	0	1	15	10.5															
Pittsburgh	02-09-16	*	36	4	10	.400	2	6	.333	2	2	1.000	1	3	4	4.2	1	0	3	1	0	1	12	10.6															



ANGEL RODRIGUEZ

Redshirt Senior | Guard | 5-11 | 185

Cupey, P.R. | Kansas State | Dr. Krop HS (Miami, Fla.)

13

Rodriguez Season / Career Highs

Points
Season: 19, vs. Butler, 11/22/15
Career: 25 (2x) last vs. Florida State, 2/25/15
ACC: 25 (2x) last vs. Florida State, 2/25/15

Rebounds
Season: 5, vs. Louisiana, 11/16/15
Career: 8, vs. Akron, 11/21/14
ACC: 5, vs. Duke, 1/25/16

Assists
Season: 11, vs. Duke, 1/25/16
Career: 11, vs. Duke, 1/25/16
ACC: 11, vs. Duke, 1/25/16

Steals
Season: 6, vs. Syracuse, 1/2/16
Career: 6, vs. Syracuse, 1/2/16
ACC: 6, vs. Syracuse, 1/2/16

Blocked Shots
Season: 2, vs. Syracuse, 1/2/16
Career: 2 (3x) last vs. Syracuse, 1/2/16
ACC: 2, vs. Syracuse, 1/2/16

Field Goals
Season: 6 (3x) last vs. Pittsburgh, 2/9/16
Career: 8 (3x) last vs. Florida State, 2/25/15
ACC: 8 (2x) last vs. Florida State, 2/25/15

Field Goal Attempts
Season: 13, at Virginia, 1/12/16
Career: 22, vs. Virginia, 01/03/15
ACC: 22, vs. Virginia, 01/03/15

Free Throws
Season: 8, vs. Louisiana, 11/16/15
Career: 10, vs. Virginia, 01/03/15
ACC: 10, vs. Virginia, 01/03/15

Free Throw Attempts
Season: 11, vs. Louisiana, 11/16/15
Career: 12 (2x) last vs. Florida State, 2/25/15
ACC: 12 (2x) last vs. Florida State, 2/25/15

3-Point Field Goals
Season: 3 (4x) last at NC State, 1/30/16
Career: 5, (3x) last at Florida State, 11/17/14
ACC: 4, at Duke, 1/13/15

3-Point Field Goal Attempts
Season: 8, at NC State, 1/30/16
Career: 10, vs. TCU, 3/5/13
ACC: 9, at Syracuse, 1/24/15

Minutes
Season: 36, at Nebraska, 12/11/15
Career: 44, vs. Virginia, 01/03/15
ACC: 44, vs. Virginia, 01/03/15

Puerto Rico Tip-Off Most Valuable Player, 2015

ACSM AII-ACC Team, H.M., 2015

Bob Cousy Collegiate PG of the Year Award Preseason Watch List, 2015

Oscar Robertson Trophy Preseason Watch List, 2015

ACC Player of the Week - Nov. 24, 2014

Gildan Charleston Classic Most Valuable Player, 2014

NABC District 8 Second Team

All-Big 12 Second Team

Big 12 All-Defensive Team

Phillips 66 All-Championship Team

Big 12 Co-Champions

Phillips 66 Co-Big 12 Player of the Week (Feb. 18)

- Floor general. Vocal & physical leader. High energy. Quick side-to-side.
- Ultra competitive. A bulldog. Very physical. Will use his strength on defense and to go to the rim.
- Wants ball in hands at end of game. Big shot maker.
- Defensive mindset. Takes pride in his D.
- Makes an array of layups, floaters and pull-up jumpers.
- Gets the best out of others. Creates for teammates, scores off dribble.
- Transferred from Kansas State in fall of 2013, sitting out 2013-14 due to NCAA transfer rules.
- As a sophomore at K-State (2012-13): NABC District 8 second team. All-Big 12 Second Team. Big 12 All-Defensive Team. Phillips 66 All-Championship Team. Big 12 Co-Champions.
- Ranked third in Big 12 in assists, fourth in steals and fifth in assist-to-turnover ratio during his sophomore season in 2012-13.
- Born in San Juan, Puerto Rico. First language is Spanish. Left Puerto Rico at age 15 to come to U.S. to play basketball. Transferred to Miami to be closer to home so his mother can watch his games.
- Despite baseball being a pastime in Puerto Rico, never played because action was too slow.

"Coming to Miami was the best decision I ever made in my life. There are just so many positive things ever since I came here. I got healthy. I met the great staff that we have, from top to bottom. I'm close to my family. I see my friends. I have a life other than basketball. So my mind is not just stuck in basketball. I kind of get my time to relax. I'm from Puerto Rico, I get to go to the beach and kind of feel like I'm at home, too. And at the same time it motivates me to get to be close to my family because it's something I don't want to take for granted any more. I'm enjoying every single moment that I spend with them. It motivates me to do good, and make them proud, because finally they're going get to see me at the games."

High School: No. 4 prospect in state of Florida by FloridaHoops.com... A three-year letterman at Dr. Michael Krop High School in Miami, Fla. ... Averaged 23 points and six assists as a senior... Named first team All-Class 6A by Florida Association of Basketball Coaches (FABC)... All-Dade County team by *Miami Herald*... Had steal and game-winning basket in a 57-55 win over Hialeah-Miami Lakes and future Kansas State teammate Adrian Diaz to capture District 13-6A title... Posted 32 points against Carol City (2/10/11) in District 13-6A semifinals... Helped Lightning to a 26-6 record and its first trip to Class 6A state final four as a junior in 2009-10... Averaged 20.9 points, seven assists and 3.9 rebounds as a junior... *Miami Herald's* 2009-10 Class 6A Player of the Year... First team all-state... Second team All-Florida (all classifications)... First team All-Class 6A by FloridaHoops.com as a junior... Collected a team-high 23 points and eight rebounds in loss to Orlando Dr. Phillips in state semifinals... Posted 39 points in Regional Final win over Columbus... Scored 38 points in a win over Arlington Country Day... Led team in scoring and assists as a sophomore en route to guiding Lightning to district title... First team All-Dade County by *Miami Herald*... Injured knee during summer after senior year of high school... Coached by Marcos "Shakey" Rodriguez.


Personal: Angel Daniel Rodriguez Tricoche was born Dec. 5, 1992, in San Juan, Puerto Rico... Left Puerto Rico at age 15 to come to U.S. to play basketball... Mother is Jacqueline Tricoche... Has two younger brothers, Luis Rivera and Yaniel Rivera... Cousin, Javi Gonzalez, played four seasons (2007-11) at NC State... Received scholarship offers from Louisville, Florida and N.C. State... Will graduate in December 2015 with B.S. Ed. in sports administration... Enjoys singing and watching reality TV.

RODRIGUEZ CAREER STATISTICS

Season	GP	GS	Min.	Avg.	FG	FGA	Pct.	FG	FGA	Pct.	FT	FTA	Pct.	Off.	Def.	Tot.	Avg.	PF	FO	Ast.	TO	Blk	Stl	Pts.	Avg.
2011-12	32	7	694	21.7	80	222	.360	32	101	.317	73	106	.689	18	61	79	2.5	89	4	101	85	1	41	265	8.3
2012-13	33	33	930	28.2	115	319	.361	55	160	.344	90	109	.826	18	51	69	2.1	70	1	173	78	0	50	375	11.4
Totals	65	40	1,624	25.0	195	541	.360	87	261	.333	163	215	.758	36	112	148	2.3	159	5	274	163	1	91	640	9.8

Season	GP	GS	Min.	Avg.	FG	FGA	Pct.	FG	FGA	Pct.	FT	FTA	Pct.	Off.	Def.	Tot.	Avg.	PF	FO	Ast.	TO	Blk	Stl	Pts.	Avg.
2014-15	32	29	906	28.3	110	326	.337	48	158	.304	114	153	.745	14	61	75	2.3	89	6	126	74	9	59	382	11.9
2015-16	23	23	660	28.5	84	206	.408	31	110	.282	63	79	.797	16	36	52	2.3	59	2	101	50	5	35	262	11.4
TOTAL	55	52	1566	28.4	194	532	.365	79	268	.295	177	232	.763	30	97	127	2.3	148	8	227	124	14	94	644	11.7

RODRIGUEZ 2015-16		TOTAL				3-PTS		FREE THROWS			REBOUNDS		PF	FO	A	TO	Blk	Stl	Pts	Avg				
Opponent	Date	GS	Min	FG	FGA	Pct	3FG	FGA	Pct	FT	FTA	Pct									Off	Def	Tot	Avg
UTRGV	11-13-15	*	32	2	10	.200	1	7	.143	0	1	.000	1	1	2	2.0	1	0	7	0	0	2	5	5.0
LOUISIANA	11-16-15	*	31	4	11	.364	2	6	.333	8	11	.727	3	2	5	3.5	3	0	4	2	1	0	18	11.5
vs Mississippi State	11-19-15	*	24	4	6	.667	2	3	.667	1	2	.500	1	2	3	3.3	3	0	5	2	0	0	11	11.3
vs Utah	11-20-15	*	25	3	8	.375	1	3	.333	4	4	1.000	0	2	2	3.0	2	0	4	1	0	3	11	11.3
vs Butler	11-22-15	*	29	6	10	.600	3	6	.500	4	4	1.000	0	1	1	2.6	3	0	3	4	0	3	19	12.8
NORTHEASTERN	11-27-15	*	32	5	11	.455	1	4	.250	1	1	1.000	0	0	0	2.2	4	0	6	3	0	1	12	12.7
at Nebraska	12-01-15	*	36	5	11	.455	2	5	.400	3	4	.750	0	4	4	2.4	1	0	4	4	1	3	15	13.0
CHARLOTTE	12-05-15	*	21	2	6	.333	1	4	.250	3	3	1.000	0	1	1	2.3	0	0	1	2	0	1	8	12.4
FLORIDA	12-08-15	*	29	5	8	.625	3	5	.600	4	4	1.000	0	3	3	2.3	3	0	2	2	0	3	17	12.9
CO. OF CHARLESTON	12-19-15	*	25	3	8	.375	1	4	.250	2	4	.500	0	2	2	2.3	2	0	5	5	0	0	9	12.5
at La Salle	12-22-15	*	19	2	8	.250	0	3	.000	7	8	.875	1	0	1	2.2	2	0	1	1	0	0	11	12.4
PRINCETON	12-29-15	*	28	5	7	.714	2	3	.667	2	2	1.000	0	2	2	2.2	3	0	5	3	0	1	14	12.5
SYRACUSE	01-02-16	*	28	1	9	.111	0	7	.000	1	1	1.000	1	2	3	2.2	4	0	4	5	2	6	3	11.8
FLORIDA STATE	01-09-16	*	31	2	8	.250	0	6	.000	2	3	.667	0	0	0	2.1	5	1	2	2	0	0	6	11.4
at Virginia	01-12-16	*	33	6	13	.462	2	6	.333	3	5	.600	1	0	1	2.0	3	0	3	0	0	1	17	11.7
at Clemson	01-16-16	*	24	1	7	.143	0	3	.000	1	2	.500	1	0	1	1.9	2	0	3	1	0	0	3	11.2
at Boston College	01-20-16	*	34	4	9	.444	0	3	.000	4	5	.800	0	1	1	1.9	3	0	4	3	0	2	12	11.2
WAKE FOREST	01-23-16	*	31	4	9	.444	2	5	.400	4	4	1.000	1	3	4	2.0	2	0	2	4	0	5	14	11.4
DUKE	01-25-16	*	32	4	9	.444	3	7	.429	2	2	1.000	0	5	5	2.2	2	0	11	1	0	1	13	11.5
at NC State	01-30-16	*	27	5	10	.500	3	8	.375	2	2	1.000	1	2	3	2.2	4	0	6	2	0	1	15	11.7
NOTRE DAME	02-03-16	*	30	5	10	.500	0	4	.000	2	3	.667	2	1	3	2.2	2	0	5	1	0	1	12	11.7
at Georgia Tech	02-07-16	*	24	0	6	.000	0	2	.000	0	0	.000	2	1	3	2.3	5	1	6	1	0	0	0	11.1
Pittsburgh	02-09-16	*	35	6	12	.500	2	6	.333	3	4	.750	1	1	2	2.3	0	0	8	1	1	1	17	11.4



MIKE ROBINSON

Freshman | Guard | 5-10 | 170

20

New Britain, Conn. | New Britain HS

- Manager turned walk on.
- Good athlete who played basketball, football and was on track team in high school.
- Nicknames are Mike Rob and Springs.

• Favorites: Meal: Chicken, candied yams, mashed potatoes. Athlete: Kobe Bryant. Pro Team: Lakers. Midnight snack: Cinnamon Toast Crunch. Ice Cream: Strawberry.
Move: Love & Basketball. TV Show: Martin. Musical Artist: Styles P. Place on Campus: The BUC.


2015-16			
Opposition	P	R	A
UTRGV	3	1	0
Mississippi State	0	0	0
Utah	0	0	0
Charlotte	0	0	0
Co. of Charleston	0	0	0
La Salle	3	0	0

High School

Also played wide receiver on the football team and in track participated in the high jump, long jump, triple jump and 4x100 relay team ... Mascot was the Golden Hurricanes ... William F. Burns Memorial Award and Scholarship ... Harry L. Stromquist Memorial Scholarship ... 2014 Connecticut Association of Schools Scholar-Athlete ... Academic all-conference in basketball four seasons ... Two-year varsity basketball captain ... One-year football and track captain.

Personal

Born May 2, 1996 in New Britain, Conn. ... Son of Eugene and Veronica Robinson ... Brother to Eugene ... Majoring in finance ... Good quickness and a high motor ... Competes hard on both ends, pressures basketball, attacks defense with his dribble.



CHRIS STOWELL

Sophomore | Forward | 6-6 | 190

35

Exeter, N.H. | Tilton School (N.H.) | Exeter HS

- Last name is pronounced stole.
- Walk on from New Hampshire who played postgraduate year at Tilton School.
- Foote Fellow at UM - a program that is offered to a select number of incoming freshmen who have a record of curricular and co-curricular distinction in high school and exhibit an interest in and capacity for independent and self-motivated learning.
- Good athleticism and is improving his strength.
- Looking to expand his offensive game to shoot 3-pointers.
- Brother, Bill, played basketball at Plymouth State University.
- Speaks English, Spanish, some Italian, a little Russian, and is learning Chinese and Hebrew.

2014-15			
Opposition	P	R	A
Howard	0	0	1
Charleston	0	0	0
Virginia Tech	0	0	0
at Virginia Tech	0	0	0

2015-16			
Opposition	P	R	A
UTRGV	0	0	0
Mississippi State	0	0	0
Utah	0	0	0
Charlotte	0	1	0
Co. of Charleston	0	1	0
La Salle	0	1	0

• Favorites: Food: Tacos. Movie: Oceans 11. Book: Mind Gym by Gary Mack. Pro athlete: Alex Rodriguez. Quote: Winners never quit and quitters never win. Actor: Mark Harmon. Class at UM: Chinese 101. Ice cream: Peanut butter. Cuban dish: Dulce de leche and Cuban coffee. Pro Team: New York Yankees. Midnight Snack: Orange creamsicles. TV Show: Game of Thrones.
• Biggest fear: Clowns. Ideal profession: Entrepreneur. Why UM: Best combination of academics and athletics. Started playing basketball: Age 4.

As a Freshman (2014-15)

Played in four games as a true freshman ... One assist vs. Howard, in first collegiate game ... One shot attempt, vs. College of Charleston ... Totaled six minutes ... Spring 2015 - President's Honor Roll (4.0 GPA), Provost's Honor Roll (3.75+ GPA), Dean's List (3.5+ GPA), Athletic Director's Honor Roll (3.2+ GPA) and Book Buster (3.0+ GPA) ... Fall 2014 - Provost's Honor Roll (3.75+ GPA), Dean's List (3.5+ GPA), Athletic Director's Honor Roll (3.2+ GPA) and Book Buster (3.0+ GPA).

Tilton School

During post graduate year in 2013-14, won postseason coaches award ... Coached by Marcus O'Neil ... Honor roll.


Exeter High School

Helped Blue Hawks to state playoffs in both the 2011-12 and 2012-13 seasons ... Reached quarterfinals senior year ... In 2012-13 assisted team to championship game of the 50th Annual Queen City Invitational by scoring 10 points and going 6-for-6 from line in semi-final game ... Coached by Jeff Holmes at Exeter ... Twice earned scholar-athlete award ... Honor roll.

Personal


Born Christopher Michael Stowell on Dec. 29, 1994 in Exeter, N.H. ... Last name is pronounced stole ... Son of Bill and Maria ... Brother to Bill, Jr., who played basketball at Plymouth State University ... One of 560 students (out of 10,000 undergrads) to be named a Foote Fellow at UM - a program that is offered to select incoming freshmen who have a record of curricular and co-curricular distinction in high school and exhibit an interest in and capacity for independent and self-motivated learning ... Student-Athlete Advisory Committee representative at UM ... Majoring in entrepreneurship.

33




IVAN CRUZ UCEDA
Sr. | F | 6-10 | 217
Madrid, Spain
Harcum College (Pa.)

15




EBUKA IZUNDU
Fr. | C | 6-10 | 210
Charlotte, N.C. | Nigeria
Victory Christian

23




TONYE JEKIRI
Sr. | C | 7-0 | 248
Hialeah, Fla. | Nigeria
Champagnat Catholic

3




ANTHONY LAWRENCE, JR.
Fr. | G | 6-7 | 210
St. Petersburg, Fla.
Lakewood Senior

10




SHELDON McCLELLAN
Gr. | G | 6-5 | 200
Houston, Texas
Texas | Bellaire

1




RASHAD MUHAMMAD
Jr. | G | 6-6 | 160
Las Vegas, Nev.
San Jose State | Bishop Gorman

21




KAMARI MURPHY
RJR. | F | 6-8 | 220
Brooklyn, N.Y.
Oklahoma State | IMG | Lincoln

0




JA'QUAN NEWTON
So. | G | 6-2 | 180
Philadelphia, Pa.
Neumann-Goretti

12




JAMES PALMER
So. | G | 6-5 | 202
Washington, D.C.
St. John's College HS

5




DAVON REED
Jr. | G | 6-6 | 210
Ewing, N.J.
Princeton Day School

20




MIKE ROBINSON
Fr. | G | 5-10 | 170
New Britain, Conn.
New Britain

13



ANGEL RODRIGUEZ
RSr. | G | 5-11 | 185
San Juan, P.R.
Kansas State | Dr. Krop

35



CHRIS STOWELL
So. | F | 6-6 | 190
Exeter, N.H.
Tilton School | Exeter



JIM LARRAÑAGA
Head Coach



CHRIS CAPUTO
Assistant Coach



JAMAL BRUNT
Assistant Coach



ADAM FISHER
Assistant Coach



JAMES JOHNSON
Director of Operations

2015-16 Miami Men's Basketball
Miami Team Game-by-Game Comparison (as of Feb 09, 2016)
All games

Opponent	1st	2nd	Score	Mar	Total FG	FG Pct	3-Pointers	3FG Pct	Free Throws	FT Pct	Rebounds	Assist	T/Over	Block	Steal	Fouls
UTRGV	28/20	58/39	86-59	+27	26-62/22-55	.419/.400	10-31/7-19	.323/.368	24-33/8-12	.727/.667	45/34 +11	14/9	8/15	0/1	6/4	16/26
LOUISIANA	43/27	50/50	93-77	+16	31-55/29-63	.564/.460	12-23/5-20	.522/.250	19-27/14-24	.704/.583	31/38 (7)	17/14	10/13	4/3	6/7	20/23
Mississippi State	59/35	46/44	105-79	+26	34-60/30-66	.567/.455	9-17/9-22	.529/.409	28-38/10-15	.737/.667	41/27 +14	20/14	11/13	1/5	7/3	20/29
Utah	46/32	44/34	90-66	+24	31-58/24-48	.534/.500	9-17/8-21	.529/.381	19-25/10-15	.760/.667	34/25 +9	13/11	7/16	1/1	8/1	17/21
Butler	42/29	43/46	85-75	+10	27-52/26-59	.519/.441	9-20/8-18	.450/.444	22-24/15-21	.917/.714	33/30 +3	14/11	11/13	5/1	8/5	21/19
NORTHEASTERN	30/35	47/43	77-78	(1)	32-59/25-54	.542/.463	6-17/12-22	.353/.545	7-9/16-22	.778/.727	30/33 (3)	16/11	11/12	7/1	4/5	21/14
Nebraska	37/36	31/32	77-72	+5	24-58/27-64	.414/.422	6-21/9-18	.286/.500	23-28/9-12	.821/.750	41/34 +7	8/10	14/12	4/4	4/7	16/22
CHARLOTTE	46/21	42/39	88-60	+28	29-54/23-67	.537/.343	7-14/3-18	.500/.167	23-27/11-17	.852/.647	41/32 +9	19/13	12/5	3/1	3/5	17/19
FLORIDA	33/24	33/31	66-55	+11	20-51/22-57	.392/.386	7-17/1-12	.412/.083	19-24/10-16	.792/.625	42/31 +11	9/7	14/10	6/1	7/5	17/23
CO. OF CHARLESTON	41/32	44/31	85-63	+22	29-52/24-61	.558/.393	8-21/4-13	.381/.308	19-28/11-17	.679/.647	37/32 +5	14/12	17/17	3/0	11/13	20/25
La Salle	40/22	55/27	95-49	+46	34-64/17-57	.531/.298	8-20/6-24	.400/.250	19-24/9-19	.792/.474	51/24 +27	17/11	8/8	3/2	3/2	18/20
PRINCETON	27/30	49/34	76-64	+12	30-55/23-59	.545/.390	5-15/6-20	.333/.300	11-14/12-17	.786/.706	37/27 +10	11/5	11/8	7/3	2/8	13/15
SYRACUSE	17/25	47/26	64-51	+13	18-52/18-56	.346/.321	3-25/7-22	.120/.318	25-34/8-14	.735/.571	41/41 -	9/7	12/19	7/1	12/7	14/25
FLORIDA STATE	32/24	40/35	72-59	+13	27-57/23-65	.474/.354	6-24/2-19	.250/.105	12-16/11-16	.750/.688	38/39 (1)	12/11	13/14	1/4	4/5	16/17
Virginia	23/27	35/39	58-66	(8)	21-50/24-47	.420/.511	6-22/2-7	.273/.286	10-17/16-21	.588/.762	27/35 (8)	8/12	9/11	1/3	5/1	17/19
Clemson	34/32	31/44	65-76	(11)	24-55/27-56	.436/.482	7-14/7-16	.500/.438	10-14/15-15	.714/1000	32/30 +2	9/15	13/8	3/3	4/8	12/12
Boston College	29/28	38/25	67-53	+14	24-55/21-56	.436/.375	2-10/3-14	.200/.214	17-28/8-14	.607/.571	43/37 +6	10/12	13/15	4/5	11/5	15/19
WAKE FOREST	35/33	42/30	77-63	+14	23-64/23-59	.359/.390	7-20/6-18	.350/.333	24-28/11-18	.857/.611	47/37 +10	12/13	10/16	4/4	12/6	16/22
DUKE	35/31	45/38	80-69	+11	30-59/25-60	.508/.417	7-20/6-20	.350/.300	13-17/13-17	.765/.765	33/37 (4)	24/8	7/11	7/0	3/3	16/13
NC State	32/37	37/48	69-85	(16)	23-58/27-53	.397/.509	8-26/5-11	.308/.455	15-16/26-31	.938/.839	23/41 (18)	14/13	8/11	3/2	5/3	25/14
NOTRE DAME	45/33	34/37	79-70	+9	31-55/31-67	.564/.463	6-16/4-16	.375/.250	11-14/4-8	.786/.500	30/35 (5)	12/14	8/10	3/5	6/5	13/16
Georgia Tech	33/32	42/36	75-68	+7	28-57/26-52	.491/.500	4-12/7-14	.333/.500	15-21/9-16	.714/.563	30/31 (1)	14/13	6/14	2/3	4/3	15/20
PITT	29/33	36/30	65-63	+2	23-51/25-57	.451/.439	6-20/3-13	.300/.231	13-18/10-10	.722/1000	29/35 (6)	12/11	9/9	3/3	6/5	11/16

Note: Game totals are displayed in the format TEAM/OPPONENT for each category

2015-16 Miami Men's Basketball
Miami Combined Team Statistics (as of Feb 09, 2016)
Conference games

RECORD:	OVERALL	HOME	AWAY	NEUTRAL
ALL GAMES	8-3	6-0	2-3	0-0
CONFERENCE	8-3	6-0	2-3	0-0
NON-CONFERENCE	0-0	0-0	0-0	0-0

##	Player	gp-gs	min	avg	Total		3-Point		F-Throw		Rebounds				pf	dq	a	to	blk	stl	pts	avg
					fg-fga	fg%	3fg-fga	3fg%	ft-fga	ft%	off	def	tot	avg								
10	Sheldon McClellan	11-11	380	34.5	59-114	.518	16-47	.340	52-61	.852	5	36	41	3.7	23	0	19	16	6	12	186	16.9
00	Ja'Quan Newton	11-0	255	23.2	44-95	.463	6-13	.462	31-43	.721	9	23	32	2.9	19	0	23	25	0	10	125	11.4
05	Davon Reed	11-11	318	28.9	41-94	.436	14-40	.350	20-25	.800	9	34	43	3.9	16	0	15	13	3	10	116	10.5
13	Angel Rodriguez	11-11	329	29.9	38-102	.373	12-57	.211	24-31	.774	10	16	26	2.4	32	2	54	21	3	18	112	10.2
23	Tonye Jekiri	11-11	349	31.7	36-72	.500	0-1	.000	4-11	.364	34	71	105	9.5	32	0	8	9	10	5	76	6.9
21	Kamari Murphy	11-11	257	23.4	26-57	.456	0-3	.000	11-17	.647	17	41	58	5.3	21	0	5	11	6	6	63	5.7
33	Ivan CruzUceda	10-0	127	12.7	11-34	.324	7-26	.269	4-4	1.000	7	18	25	2.5	15	0	2	6	3	0	33	3.3
03	Anthony Lawrence	10-0	89	8.9	9-20	.450	4-10	.400	7-15	.467	5	5	10	1.0	10	0	4	3	4	3	29	2.9
12	James Palmer	11-0	87	7.9	7-24	.292	3-12	.250	12-16	.750	2	2	4	0.4	1	0	6	2	2	8	29	2.6
15	Ebuka Izundu	2-0	9	4.5	1-1	1.000	0-0	.000	0-0	.000	0	0	0	0.0	1	0	0	0	1	0	2	1.0
Team											16	13	29				2					
Total.....		11	2200		272-613	.444	62-209	.297	165-223	.740	114	259	373	33.9	170	2	136	108	38	72	771	70.1
Opponents.....		11	2200		270-628	.430	52-170	.306	131-180	.728	132	266	398	36.2	193	3	129	138	33	51	723	65.7

TEAM STATISTICS	UM	OPP	Date	Opponent	Score	Att.
SCORING	771	723	* 01-02-16	SYRACUSE	w 64-51	7041
Points per game	70.1	65.7	* 01-09-16	FLORIDA STATE	w 72-59	7972
Scoring margin	+4.4	-	* 01-12-16	at Virginia	L 58-66	13495
FIELD GOALS-ATT	272-613	270-628	* 01-16-16	at Clemson	L 65-76	12575
Field goal pct	.444	.430	* 01-20-16	at Boston College	w 67-53	3286
3 POINT FG-ATT	62-209	52-170	* 01-23-16	WAKE FOREST	w 77-63	6928
3-point FG pct	.297	.306	* 01-25-16	DUKE	w 80-69	7972
3-pt FG made per game	5.6	4.7	* 01-30-16	at NC State	L 69-85	18103
FREE THROWS-ATT	165-223	131-180	* 02-03-16	NOTRE DAME	w 79-70	6819
Free throw pct	.740	.728	* 02-07-16	at Georgia Tech	w 75-68	5569
F-Throws made per game	15.0	11.9	* 02-09-16	PITT	w 65-63	6609
REBOUNDS	373	398				
Rebounds per game	33.9	36.2				
Rebounding margin	-2.3	-				
ASSISTS	136	129				
Assists per game	12.4	11.7				
TURNOVERS	108	138				
Turnovers per game	9.8	12.5				
Turnover margin	+2.7	-				
Assist/turnover ratio	1.3	0.9				
STEALS	72	51				
Steals per game	6.5	4.6				
BLOCKS	38	33				
Blocks per game	3.5	3.0				
ATTENDANCE	43341	53028				
Home games-Avg/Game	6-7224	5-10606				
Neutral site-Avg/Game	-	0-0				

& = Puerto Rico Tip-Off
! = Big Ten / ACC Challenge
* = Conference game

Score by Periods	1st	2nd	Totals
Miami	344	427	771
Opponents	335	388	723

2015-16 Miami Men's Basketball
Miami Combined Team Statistics (as of Feb 09, 2016)
All games

RECORD:	OVERALL	HOME	AWAY	NEUTRAL
ALL GAMES	19-4	12-1	4-3	3-0
CONFERENCE	8-3	6-0	2-3	0-0
NON-CONFERENCE	11-1	6-1	2-0	3-0

##	Player	gp-gs	min	avg	Total		3-Point		F-Throw		Rebounds				pf	dq	a	to	blk	stl	pts	avg
					fg-fga	fg%	3fg-fga	3fg%	ft-fga	ft%	off	def	tot	avg								
10	Sheldon McClellan	23-22	749	32.6	119-223	.534	35-87	.402	98-113	.867	13	62	75	3.3	43	0	42	29	8	25	371	16.1
00	Ja'Quan Newton	23-1	513	22.3	89-183	.486	9-24	.375	80-107	.748	12	48	60	2.6	33	0	59	47	2	22	267	11.6
13	Angel Rodriguez	23-23	660	28.7	84-206	.408	31-110	.282	63-79	.797	16	36	52	2.3	59	2	101	50	5	35	262	11.4
05	Davon Reed	23-23	627	27.3	78-178	.438	26-75	.347	61-77	.792	14	83	97	4.2	45	0	30	29	8	18	243	10.6
23	Tonye Jekiri	23-23	681	29.6	80-145	.552	0-4	.000	26-41	.634	68	158	226	9.8	66	0	21	29	27	7	186	8.1
21	Kamari Murphy	20-17	465	23.3	52-106	.491	0-6	.000	17-27	.630	27	81	108	5.4	43	0	10	19	17	8	121	6.1
33	Ivan CruzUceda	22-6	348	15.8	45-91	.495	30-67	.448	8-8	1.000	13	55	68	3.1	45	0	6	16	6	4	128	5.8
03	Anthony Lawrence	21-0	242	11.5	32-63	.508	12-29	.414	18-30	.600	16	21	37	1.8	29	0	18	6	5	11	94	4.5
12	James Palmer	23-0	266	11.6	28-76	.368	11-33	.333	19-29	.655	7	21	28	1.2	10	0	19	10	3	11	86	3.7
15	Ebuka Izundu	10-0	53	5.3	8-14	.571	0-0	.000	8-13	.615	9	6	15	1.5	9	0	2	2	1	0	24	2.4
20	Mike Robinson	6-0	11	1.8	4-7	.571	4-6	.667	0-0	.000	0	1	1	0.2	3	0	0	0	0	0	12	2.0
35	Chris Stowell	6-0	10	1.7	0-1	.000	0-1	.000	0-0	.000	0	3	3	0.5	1	0	0	1	0	0	0	0.0
Team											35	31	66					4				
Total.....		23	4625		619-1293	.479	158-442	.357	398-524	.760	230	606	836	36.3	386	2	308	242	82	141	1794	78.0
Opponents.....		23	4625		562-1338	.420	130-397	.327	266-387	.687	244	521	765	33.3	449	7	257	280	56	116	1520	66.1

TEAM STATISTICS	UM	OPP	Date	Opponent	Score	Att.
SCORING	1794	1520	11-13-15	UTRGV	w 86-59	6607
Points per game	78.0	66.1	11-16-15	LOUISIANA	w 93-77	5965
Scoring margin	+11.9	-	& 11-19-15	vs Mississippi State	w 105-79	1947
FIELD GOALS-ATT	619-1293	562-1338	& 11-20-15	vs Utah	w 90-66	2001
Field goal pct	.479	.420	& 11-22-15	vs Butler	w 85-75	5309
3 POINT FG-ATT	158-442	130-397	11-27-15	NORTHEASTERN	L 77-78	6635
3-point FG pct	.357	.327	! 12-01-15	at Nebraska	Wol 77-72	15646
3-pt FG made per game	6.9	5.7	12-05-15	CHARLOTTE	w 88-60	6735
FREE THROWS-ATT	398-524	266-387	12-08-15	FLORIDA	w 66-55	7972
Free throw pct	.760	.687	12-19-15	CO. OF CHARLESTON	w 85-63	6956
F-Throws made per game	17.3	11.6	12-22-15	at La Salle	w 95-49	3582
REBOUNDS	836	765	12-29-15	PRINCETON	w 76-64	6927
Rebounds per game	36.3	33.3	* 01-02-16	SYRACUSE	w 64-51	7041
Rebounding margin	+3.1	-	* 01-09-16	FLORIDA STATE	w 72-59	7972
ASSISTS	308	257	* 01-12-16	at Virginia	L 58-66	13495
Assists per game	13.4	11.2	* 01-16-16	at Clemson	L 65-76	12575
TURNOVERS	242	280	* 01-20-16	at Boston College	w 67-53	3286
Turnovers per game	10.5	12.2	* 01-23-16	WAKE FOREST	w 77-63	6928
Turnover margin	+1.7	-	* 01-25-16	DUKE	w 80-69	7972
Assist/turnover ratio	1.3	0.9	* 01-30-16	at NC State	L 69-85	18103
STEALS	141	116	* 02-03-16	NOTRE DAME	w 79-70	6819
Steals per game	6.1	5.0	* 02-07-16	at Georgia Tech	w 75-68	5569
BLOCKS	82	56	* 02-09-16	PITT	w 65-63	6609
Blocks per game	3.6	2.4				
ATTENDANCE	91138	81513				
Home games-Avg/Game	13-7011	7-10322				
Neutral site-Avg/Game	-	3-3086				

& = Puerto Rico Tip-Off
! = Big Ten / ACC Challenge
* = Conference game

Score by Periods	1st	2nd	OT	Totals
Miami	816	969	9	1794
Opponents	678	838	4	1520