

# miami

CONTACT: Amy Woodruff, Assistant Communications Director  
 O: (305) 284-3241 | C: (813) 410-1194  
 A.Woodruff@miami.edu | @CanesHoops

## PRINTED GUIDES ARE IN THE PAST FOR UM

The University of Miami Athletics Web Services department has developed a first-of-a-kind Digital Guide on the Canes athletic programs. Built for web browsers, as well as iPad and Xoom tablets, the digital guide is a living preview of the UM basketball program. Filled with vivid photography, exclusive videos and a ton of historical perspective, it will quickly become a valuable resource for die-hard Hurricanes fans.

UM MEN'S BASKETBALL DIGITAL GUIDE  
<http://mbbguide.theusports.com/mbb1.html>

## 2011-12 SCHEDULE

DATE	OPPONENT	TV	TIME/SCORE
11/03	Florida Southern (exhibition)		W, 88-78
11/11	Tennessee Tech	TheACC.com	W, 69-58
11/15	Rutgers	ESPN3	W, 72-57
11/19	North Florida	TheACC.com	W, 75-62
11/22	Florida Gulf Coast	RSN	W, 60-50
11/25	at Ole Miss	FSN	L, 64-61 (OT)
11/29	at Purdue I	ESPN2	L, 76-65
12/03	Massachusetts	ESPNU	W, 83-75
12/06	No. 21/20 Memphis	ESPN2	L, 71-54
12/10	at West Virginia	ESPN2	L, 77-66
12/17	vs. Florida Atlantic +	FSN	W, 93-90 (2OT)
12/22	at Charlotte		W, 76-61
12/30	Appalachian State	TheACC.com	W, 84-54
01/02	UNC Greensboro	RSN	W, 99-89
01/07	at No. 21/23 Virginia *	ESPNU/ESPN3	L, 52-51
01/10	at No. 3/3 North Carolina *	Raycom/ESPN3	L, 73-56
01/18	Clemson *	RSN/ESPN3	W, 73-70
01/22	NC State *	ACC/ESPN3	L, 78-73
01/24	at Georgia Tech *	ESPNU	W, 64-49
01/29	at Boston College *	Raycom/ESPN3	W, 76-54
02/01	Maryland *	Raycom/ESPN3	W, 90-86 (2OT)
02/05	at No. 7/5 Duke *	ESPNU	W, 78-74 (OT)
02/09	Virginia Tech	ESPN2/ESPN3	W, 65-49
02/11	at No. 15/17 FSU *	Raycom/ESPN3	1 p.m.
02/15	North Carolina	ESPN	8 p.m.
02/18	Wake Forest *	RSN	1 p.m.
02/21	at Maryland *	Raycom/ESPN3	8 p.m.
02/26	Florida State *	ESPNU	6 p.m.
02/29	at NC State *	RSN/ESPN3	9 p.m.
03/03	Boston College	Raycom/ESPN3	2:30 p.m.

### NOTES:

All home games are played at the BankUnited Center.  
 Game times are subject to change.  
 \* ACC game  
 + MetroPCS Orange Bowl Basketball Classic, Sunrise, Fla.  
 ! Big Ten/ACC Challenge  
 All games can be heard on: WQAM 560 and Canes All-Access on HurricaneSports.com

### UM RADIO - WQAM 560


Joe Zagacki, play-by-play Josh Darrow, analyst

### SOCIAL MEDIA

Website: HurricaneSports.com

Twitter: @CanesHoops | @CanesCoachL

Facebook: /MiamiHurricanes | /MiamiBasketball



## MIAMI

HURRICANES (15-7, 6-3)

NATIONAL RANKING  
 RV / --

### LAST TIME OUT

W, 65-49 vs. Virginia Tech

### LEADERS

Scoring per Game  
 Durand Scott - 12.6  
 Kenny Kadji - 12.5  
 Rebounds per Game  
 Reggie Johnson - 7.0  
 Assists per Game  
 Durand Scott - 3.4  
 HEAD COACH  
 Jim Larranaga  
 Overall: 485-341 (28th)  
 Division I: 458-315 (26th)  
 At UM: 15-7 (1st)

## FLORIDA STATE

SEMINOLES (16-7, 7-2)

NATIONAL RANKING  
 15 / 17

### LAST TIME OUT

L, 64-60 at Boston College

### LEADERS

Scoring per Game  
 Michael Snaer - 13.9  
 Bernard James - 10.3  
 Rebounds per Game  
 Bernard James - 8.5  
 Assists per Game  
 Luke Loucks - 4.0  
 HEAD COACH  
 Leonard Hamilton  
 Overall: 370-332  
 At FSU: 170-122

## SETTING THE SCENE

Feb. 11, 2012 | Donald L. Tucker Center | Tallahassee | 1 p.m.

TV: Raycom | ESPN3

Radio: 560 WQAM

Webcast: WQAM.com


Series: UM trails in the series 28-38

Last Meeting: Feb. 26, 2011

FSU won, 65-59 in Tallahassee

## COACH LARRANAGA

Jim Larranaga came to Miami after serving as the head coach at George Mason for 14 seasons. He guided the program to five NCAA Tournament appearances (2011, 2008, 2006, 2001, 1999) – including an unprecedented run to the 2006 Final Four that captured the nation's attention. Following that run, he was selected the 2006 Clair Bee Coach of the Year.



## THE GAME

Riding a five-game winning streak, RV Miami will battle back-to-back nationally ranked opponents as the Canes face No. 15/17 Florida State on Saturday, Feb. 11 in Tallahassee, then return home to the BankUnited Center to face No. 5/5 North Carolina on Wednesday, Feb. 15.

## THE SERIES

Miami trails Florida State 28-38 in the all-time series and the Canes are looking to defeat the Seminoles for the first time since Jan. 21, 2009. UM is 1-10 against FSU since the 2005-06 season, but have only lost by 15 total points in the last four outings – a pair of losses were by six points, one by two points and one by a single point.

## THE BROADCASTS

Catch the game on Raycom and ESPN3 with Tim Brant and Cory Alexander. The game will also be carried live by 560 WQAM Radio with Joe Zagacki (play-by-play) and Josh Darrow (analyst).

## THE COACH

Head coach Jim Larranaga is in his 28th season as a head coach and first at Miami. He has a 484-341 overall record and holds a 457-315 record in D-I games. Coach L was also the head coach of D-II American International (27-26) for two years.

## THE WEATHER

Projected high and low temperatures on game day: Coral Gables - 78 / 48 | Tallahassee - 61 / 27

## 2011-12 ROSTER

#	Name	Yr.	Pos.	Ht.	Wt.	Hometown   Previous School (s)
0	Shane Larkin	Fr.	G	5-11	160	Orlando, Fla.   Dr. Phillips (Fla.)
Team is 5-0 in Larkin's five-straight ACC starts ... Has 27 assists and 17 steals in the past seven games ... Hit a trio of threes against VT.						
1	Durand Scott	Jr.	G	6-5	202	The Bronx, N.Y.   Rice
Flirted with a triple-double vs. MD with 24 points, 8 rebounds and 7 assists ... Led UM in scoring vs. UMass with 16 FT & 0 FG.						
3	Malcolm Grant	Sr.	G	6-1	188	Brooklyn, N.Y.   Robeson   Winchendon (Mass.)   Villanova
Notched three 16-point outings against BC, Georgia Tech and Clemson ... Missed two-straight games (12/17 & 12/22) due to death in the family.						
4	Trey McKinney Jones	R-Jr.	G	6-5	216	Milwaukee, Wis.   South Milwaukee   UMKC
Hit a trio of threes at BC and two vs. Maryland ... Scored 31 points in the past four games after two-straight games without scoring.						
5	DeQuan Jones	Sr.	G/F	6-8	221	Stone Mountain, Ga.   Wheeler
Nine points and eight rebounds at Duke ... Blocked three VT shots ... Shooting 50 percent (30-of-60) this season.						
10	Raphael Akpejori	So.	F	6-10	230	Lagos, Nigeria   Sunrise Christian Academy (Kan.)
Is 12-of-22 from the field with 9 blocks ... Has only played 16 minutes since the return of Johnson ... Averaged 11.9 min. in first 9 games.						
11	Ryan Quigtar	Sr.	G	5-11	180	Skyway, Wash.   Renton
Saw limited action in five games last season ... Has played in 17 games in his three-year career ... scoring eight total points.						
12	Justin Heller	So.	G	6-2	185	Boca Raton, Fla.   West Boca Raton Community
Played 1 min. at BC and 2 min. vs. ASU ... Walked onto the team last season ... Among top 30 three-point scorers in Palm Beach Co.						
15	Rion Brown	So.	G	6-6	194	Hinesville, Ga.   Liberty County
Has hit a three in past 10 of 13 games ... Tied season-high 15 points against Appalachian State with two treys and five free throws.						
21	Erik Swoope	So.	F	6-6	230	Lake Elsinore, Calif.   Harvard-Westlake
Averaged 22.9 minutes per game until Dec. 17 ... Now at 4.5 mpg in past nine games ... Has scored 52 points - only scored 40 last season.						
25	Garrius Adams	Jr.	G	6-6	200	Apex, N.C.   Middle Creek
Knee surgery on Jan. 19, out 4-6 weeks ... Knocked down 4-of-6 threes at WVU on his way to 15 points, 3 rebounds, 2 assists.						
35	Kenny Kadji	Jr.	F/C	6-11	251	Douala, Cameroon   Pendleton   IMG Academy   Florida
Four double-doubles this season ... Averaging 15.6 points and 6.4 rebounds in ACC play ... Has nine-straight double-digit scoring games.						
42	Reggie Johnson	Jr.	C	6-10	284	Winston-Salem, N.C.   Winston-Salem Prep
Reigning ACC Player of the Week after 27 points, 12 rebounds at No. 7/5 Duke ... Averaging 12.0 ppg and 7.0 rpg in his 13 games.						
2	Bishop Daniels	Fr.	G	6-3	175	Raleigh, N.C.   Word of God Christian Academy
Will redshirt this season ... Rated the No. 4 dunker in the 2011 class by Rivals ... As a senior, averaged 18 ppg, 5 rpg, 4 apg.						
45	Julian Gamble	Sr.	F/C	6-10	265	Durham, N.C.   Southern Durham
Will not play in the 2011-12 season due to a torn left ACL in a pickup game over the summer ... Averaged 4.0 points and 3.4 rebounds.						

## LARRANAGA BY THE NUMBERS

**1** Coach Jim Larranaga is the only ACC coach not at UNC or Duke with a Final Four appearance to his credit.

**4** In 2006, Coach Jim Larranaga became the first coach at a mid-major school to take his team to the NCAA Final Four in 27 years.

**7** Larranaga is no stranger to the ACC. In his seven seasons as an assistant coach at Virginia, the Cavaliers participated in the NCAA Final Four in 1981 and 1984, won three ACC Championships and finished in the Top 5 of the AP rankings.

**8** In all there are eight ACC coaches with three or fewer years' experience in the league, including Larranaga.

**12** Larranaga has made 12 postseason appearances in the past 22 years, including five NCAA Tournaments.

**28** Larranaga is in his 28th year as a head coach and has successfully transitioned two institutions into successful programs: Bowling Green and George Mason.

## MIAMI QUICK HITS

The Canes are 28-38 against the Seminoles overall.

UM is 5-0 and FSU is 4-1 in their last five games.

Miami was picked to finish fifth in the ACC preseason poll and Florida State was predicted to finish third in the league.

UM is one of six ACC teams within one game of conference lead.

Miami is 3-2 in conference games on the road this season, the first time the Canes have won three ACC road games in a season since the 2005-06 campaign, when the team was 3-5. UM was 3-5 in league games on the road in its inaugural season in the ACC, 2004-05, too.

UM is 10-2 at home and 5-5 away from the BankUnited Center this season. In ACC play, Miami is 3-1 in Coral Gables and 3-2 on the road.

With the win at Duke on Feb. 5, Miami improved to 35-38 overall in overtime games.

After the victory at Duke, the Canes have defeated 10 of 11 ACC teams on the road since joining the league for the 2004-05 season. Miami has yet to beat NC State in its home arena, and face the Wolfpack on Feb. 29.

Miami has downed 10 of 11 ACC teams in Coral Gables, still playing for a win against North Carolina at the BankUnited Center. UM vs. UNC is Feb. 15.

## PRONUNCIATIONS

## Players

1 Durand	dur-RAND
10 Akpejori	AHK-peh-jour-ee
11 Quigtar	KWIG-tar
15 Rion	Ryan
25 Garrius	GARY-us
31 DeQuan	duh-KWAN
21 Swoope	Swope
35 Kadji	KAHD-gee

## Coaches

Larranaga	LARE-uh-NAY-guh
Huger	HUE-gur

## CLASS BREAKDOWN

## Seniors

Julian Gamble, Malcolm Grant  
DeQuan Jones, Ryan Quigtar

## Juniors

Garrius Adams, Reggie Johnson  
Kenny Kadji, Trey McKinney Jones, Durand Scott

## Sophomores

Raphael Akpejori, Rion Brown  
Justin Heller, Erik Swoope

## Freshmen

Bishop Daniels, Shane Larkin

## GEOGRAPHIC BREAKDOWN

## CAMEROON

Douala Kenny Kadji

## NIGERIA

Lagos Raphael Akpejori

## UNITED STATES

California Erik Swoope  
Florida Justin Heller, Shane Larkin  
Georgia Rion Brown, DeQuan Jones  
New York Malcolm Grant, Durand Scott  
North Carolina Garrius Adams,  
Julian Gamble, Bishop Daniels, Reggie Johnson  
Washington Ryan Quigtar  
Wisconsin Trey McKinney Jones

## 2011-12 ACC STANDINGS

after games on Feb. 10, 2012

Duke	7-2	.778	20-4	.833
North Carolina	7-2	.778	20-4	.833
Florida State	7-2	.778	16-7	.696
NC State	7-3	.700	18-7	.720
Virginia	6-3	.667	19-4	.826
Miami	6-3	.667	15-7	.682
Maryland	4-5	.444	14-9	.609
Clemson	3-6	.333	11-12	.478
Boston College	3-7	.300	8-16	.333
Virginia Tech	2-7	.222	13-11	.542
Wake Forest	2-8	.200	11-13	.458
Georgia Tech	2-8	.200	9-15	.375

## CURRENT CANES VS. FLORIDA STATE

	GP	S	MIN	AVG	FG	A	PCT	3FG	3A	3PCT	FT	FTA	PCT	OFF	DEF	TOT	AVG	PF	FO	AST	TO	BLK	STL	PTS	AVG
AKPEJIORI	1	0	5	5.0	0	0	.000	0	0	.000	2	2	1.000	0	0	0	0.0	0	0	0	0	2	0	2	2.0
BROWN	2	0	29	14.5	1	11	.091	1	7	.143	0	0	.000	2	6	8	4.0	2	0	1	2	0	0	3	1.5
1/19/11			6		0	1	.000	0	1	.000	0	0	.000	1	0	1		1	0	0	0	0	0	0	
02/26/11			23		1	10	.100	1	6	.167	0	0	.000	1	6	7		1	0	1	2	0	0	3	
GRANT	4	2	116	29.0	16	44	.364	10	27	.370	12	15	.800	0	8	8	2.0	5	0	5	10	0	2	54	13.5
02/06/10			16		4	11	.364	1	3	.333	0	0	.000	0	4	4		2	0	1	2	0	0	9	
03/06/10			24		1	5	.200	1	4	.250	3	4	.750	0	1	1		0	0	0	4	0	0	6	
1/19/11	*		38		6	15	.400	4	10	.400	4	5	.800	0	1	1		2	0	3	1	0	1	20	
02/26/11	*		38		5	13	.385	4	10	.400	5	6	.833	0	2	2		1	0	1	3	0	1	19	
JOHNSON	4	1	85	21.3	13	20	.650	0	0	.000	12	15	.800	11	13	24	6.0	12	1	0	5	8	1	38	9.5
02/06/10			7		0	0	.000	0	0	.000	2	2	1.000	0	0	0		0	0	0	0	0	0	2	
03/06/10			25		3	3	1.000	0	0	.000	6	7	.857	1	2	3		3	0	0	0	4	1	12	
1/19/11	*		24		3	6	.500	0	0	.000	1	3	.333	2	7	9		4	0	0	3	2	0	7	
02/26/11			29		7	11	.636	0	0	.000	3	3	1.000	8	4	12		5	1	0	2	2	0	17	
JONES	3	1	27	9.0	1	6	.167	0	2	.000	4	4	1.000	0	1	1	0.3	1	0	0	1	1	1	6	2.0
02/06/10			5		0	2	.000	0	2	.000	0	0	.000	0	0	0		0	0	0	0	0	0	0	
03/06/10	*		17		1	2	.500	0	0	.000	4	4	1.000	0	1	1		0	0	0	0	1	1	6	
02/26/11			5		0	2	.000	0	0	.000	0	0	.000	0	0	0		1	0	0	1	0	0	0	
SCOTT	4	4	123	30.8	12	35	.343	0	8	.000	13	16	.813	1	12	13	3.3	14	1	6	13	0	4	37	9.3
02/06/10	*		30		2	5	.400	0	1	.000	5	8	.625	0	0	0		3	0	2	3	0	0	9	
03/06/10	*		29		5	10	.500	0	2	.000	4	4	1.000	1	4	5		3	0	1	1	0	1	14	
1/19/11	*		36		3	12	.250	0	3	.000	2	2	1.000	0	5	5		3	0	1	4	0	1	8	
02/26/11	*		28		2	8	.250	0	2	.000	2	2	1.000	0	3	3		5	1	2	5	0	2	6	
SWOOPPE	2	1	28	14.0	2	3	.667	0	0	.000	1	3	.333	1	2	3	1.5	4	0	1	1	0	4	5	2.5
1/19/11	*		17		2	2	1.000	0	0	.000	1	3	.333	0	2	2		3	0	1	1	0	3	5	
02/26/11			11		0	1	.000	0	0	.000	0	0	.000	1	0	1		1	0	0	0	0	1	0	

Miami	2011-12 Stats	Florida State
72.1	Points Per Game	71.0
44.0	Field Goal Percentage	45.6
35.9	3-Point Percentage	33.9
7.4	3-Point made per game	6.0
72.8	FT Percentage	70.6
15.0	FT made per game	14.2

Miami	2011-12 Stats	Florida State
34.7	Rebounds per game	37.9
12.3	Assists per game	11.9
12.2	Turnovers per game	16.9
6.6	Steals per game	8.7
4.0	Blocks per game	6.0

## FLORIDA STATE (28-38)

## Last 20 outings (6-14)

2/4/87	W	63-57	(h)
2/26/87	L	108-84	(a)
1/18/90 (2OT)	W	101-97	(h)
2/17/90	L	92-73	(a)
12/8/02	L	72-55	(a)
12/14/03	L	67-58	(h)
1/15/05	W	64-63	(h)
2/22/05	W	65-49	(a)
1/29/06 (OT)	W	84-78	(a)
3/5/06	L	64-61	(h)
1/20/17	L	86-67	(a)
3/3/07 (OT)	L	98-90	(h)
2/6/08	L	62-55	(h)
3/8/08 (OT)	L	75-72	(a)
1/21/09	W	75-69	(h)
2/18/09	L	80-67	(a)
2/6/10	L	65-71	(a)
3/6/10	L	60-61	(h)
1/19/11	L	55-53	(h)
2/26/11	L	65-59	(a)

## THE LAST TIME OUT VS. FLORIDA STATE - FEB. 26, 2011

		Total			3-Ptr			Rebounds									
#	Player	FG-FGA	FG-FGA	FT-FTA	Off	Def	Total	PF	TP	A	TO	BLK	STL	Min			
30	Adrian Thomas	f	2-8	2-8	0-0	2	3	5	0	6	1	0	0	24			
45	Julian Gamble	f	0-1	0-0	1-2	0	0	0	1	1	0	0	0	14			
01	Durand Scott	g	2-8	0-2	2-2	0	3	3	5	6	2	5	0	28			
03	Malcolm Grant	f	5-13	4-10	5-6	0	2	2	1	19	1	3	0	38			
25	Garnius Adams	g	3-9	1-6	0-0	5	3	8	3	7	3	3	0	28			
16	Rlon Brown		1-10	1-6	0-0	1	6	7	1	3	1	0	0	23			
31	DeQuan Jones		0-2	0-0	0-0	0	0	0	1	0	1	0	0	5			
42	Erik Swoope		0-1	0-0	0-0	1	0	1	1	0	0	0	0	11			
32	Reggie Johnson		7-11	0-0	3-3	8	4	12	5	17	0	2	2	29			
Team						2	0	2									
Totals			20-63	8-32	11-13	19	21	40	18	59	8	16	3	4	200		
FG % 1st Half:		5-29	17.2%	2nd half:	15-34	44.1%	Game:	20-63	31.7%						Deadball		
3FG % 1st Half:		2-15	13.3%	2nd half:	6-17	35.3%	Game:	8-32	25.0%						Rebounds		
FT % 1st Half:		4-5	80.0%	2nd half:	7-8	87.5%	Game:	11-13	84.6%						2		
Florida State 65 - 20-8 (10-4 ACC)																	
#	Player	Total	3-Ptr		Rebounds												
		FG-FGA	FG-FGA	FT-FTA	Off	Def	Total	PF	TP	A	TO	BLK	STL	Min			
05	James, Bernard	f	2-8	0-0	5-7	2	4	6	1	9	0	2	2	1	24		
40	Okaro White	f	6-11	1-2	4-4	4	3	7	3	17	0	2	0	1	30		
04	Dulkys, Deividas	g	6-10	4-7	1-1	0	2	2	2	17	3	2	1	2	32		
21	Michael Snaer	g	2-5	2-3	0-0	0	5	5	2	6	5	4	0	2	36		
22	Darvin Kitchen	g	4-6	0-0	1-4	0	2	2	1	9	4	0	0	3	29		
00	Jordan, Pierre		0-0	0-0	0-0	0	0	0	0	0	0	0	0	1	1		
01	Gibson, Xavier		0-2	0-1	0-0	0	2	2	0	0	0	1	0	0	10		
03	Loucks, Luke		0-0	0-0	0-0	0	2	2	1	0	2	0	0	0	12		
15	Terrance Shannon		0-2	0-0	1-2	0	2	2	2	1	0	2	0	1	10		
30	Ian Miller		2-3	1-1	0-0	2	1	3	1	5	0	4	0	1	11		
50	Jon Kreft		0-2	0-0	1-2	0	0	0	0	1	0	0	0	0	5		
Team						0	0	0									
Totals			22-49	8-14	13-20	8	23	31	13	65	14	17	3	11	200		
FG % 1st Half:		14-24	58.3%	2nd half:	8-25	32.0%	Game:	22-49	44.9%						Deadball		
3FG % 1st Half:		5-7	71.4%	2nd half:	3-7	42.9%	Game:	8-14	57.1%						Rebounds		
FT % 1st Half:		3-4	75.0%	2nd half:	10-16	62.5%	Game:	13-20	65.0%						5.1		

Officials: Ray Nattli, Sean Huff, Jeff Clark  
 Technical fouls: Miami-None, Florida State-None.  
 Attendance: 11531

Score by periods	1st	2nd	Total
Miami	16	43	59
Florida State	36	29	65

Last FG - UM 2nd-00:57, FS 2nd-00:32.  
 Largest lead - UM None, FS by 22 1st-00:58.

Points	In	Off	2nd	Fest	Bench
UM	22	18	14	2	20
FS	12	17	5	6	7

Score tied - 0 times.  
 Lead changed - 0 times.

10 THINGS TO KNOW  
ABOUT CANES HOOPS

**3** The Hurricanes have made a three-point basket in 333-straight games and have made at least one trey in 790 of 793 games since the NCAA adopted the three-point shot in 1986.

**4** A Hurricane has led the ACC in three-point field goal percentage in four of the last five seasons — Malcolm Grant in 2011 (.428), Adrian Thomas in 2010 (.421) and Jack McClinton in 2009 (.453, with an ACC-high 3.2 threes per game) and 2007 (.440, with an ACC-high 2.9 threes per game).

**5** The Hurricanes have advanced to the postseason five times in seven seasons, with four NIT appearances and one NCAA appearance.

**6** When Coach L took the job in April, he had 10 returners from the 12-man roster that went 21-15 last season, but as of November, only six scholarship returners were available to play.

**8** UM is in its eighth season in the ACC.

**10** Miami trails only Duke with 10 All-ACC Academic Men's Basketball Team selections over the last six years.

**12** UM has played in the postseason 12 of the past 17 years, five of which were in the NCAA Tournament.

**14** In 14 years at George Mason, Larranaga led the Patriots to five NCAA Tournament appearances (2011, 2008, 2006, 2001, 1999), including the 2006 Final Four.

**27** The Hurricanes won 27 consecutive non-conference games at the BankUnited Center from to Dec. 31, 2009 to Dec. 6, 2011. The Canes have defeated 42 of its last 45 non-conference opponents at home.

**647** Miami has held 647 of its last 648 opponents to less than 100 points. UNC was the last team to score 100+, defeating UM 105-64 on Jan. 31, 2007.

**UM Communications**

Assoc. AD for Communications Chris Freet  
c.freet@miami.edu

**MBB Contact Amy Woodruff**

Assistant Director of Communications

Work/Cell (305) 284-3241 / (813) 410-1194

Email a.woodruff@miami.edu

Website www.HurricaneSports.com

**2011-12 UM Quick Facts**

Location	Coral Gables, Fla.
Stadium	BankUnited Center
Press Row	305-284-2111
Capacity	7,200
Enrollment	14,078
Founded	1925
Colors	Orange, Green, White
Nickname	Hurricanes
Mascot	Sebastian the Ibis
Conference	Atlantic Coast
President	Dr. Donna E. Shalala
Director of Athletics	Shawn Eichorst
Address	5821 San Amaro Drive Coral Gables, Fla. 33146

Head Coach	Jim Larranaga
Alma Mater	Providence, 1971
Record at UM	15-7 / First season
Overall Record	485-341 / 28th season

UM 2010-11 Overall Record	21-15
UM 2010-11 ACC Record	6-10
UM 2010-11 ACC Finish	9th

**STAFF**

Eric Konkol (Wisconsin-Eau Claire, '00)  
Michael Huger (Bowling Green, '94)  
Chris Caputo (Westfield (Mass.) State, '02)  
Director of Operations: Mike Summey  
Assoc. Director of Operations: Jaime Vathielil  
Athletic Trainer: Wes Brown  
Strength & Conditioning Coach: Jim Krumpus

**HISTORY**

First Season of Basketball	1926
Overall All-Time Record	887-677
Year UM Joined ACC	2004-05
NCAA Appearances	Six
	1960, 1998, 1999, 2000, 2002, 2008
Last NCAA Appearance	L, 75-72
	Second Round vs. Texas, 2008
NIT Appearances	10
	1961, 1963, 1964, 1995, 1997,
	2001, 2005, 2006, 2009, 2011
Last NIT Appearance	L, 79-64
	Quarterfinals vs. Alabama, 2011

**COMMUNICATIONS POLICIES**

All interview requests for assistant coaches or athletics department staff members must also be approved and cleared by the UM Communications office and/or basketball contact Amy Woodruff.

Credential requests are taken via e-mail to Amy Woodruff (A.Woodruff@miami.edu). Any misuse of credentials will result in removal from the BankUnited Center and the permanent voiding of the credential.

The UM locker room is closed at all times. For home games, Coach Larranaga and a handful of Hurricane players will report to the media room for interviews following the opposing team's postgame press conference.

**CANES IN THE POLLS**

Following Sunday's overtime upset of No. 7/5 Duke, the Miami Hurricanes have received a vote in the Feb. 6 AP Poll. The last time Miami was in the polls was Jan. 11, 2010 when the Canes were ranked No. 23 in the AP Poll and were receiving votes in the USA Today/ESPN Poll.

**STREAKING CANES**

The Hurricanes are on their first five-game ACC winning streak in school history and have won three consecutive ACC road games for the first time ever, after starting 0-2 in the league in 2011-12.

The Canes have the longest active winning streak in the conference with five.

It's also the first time Miami has won three ACC road games in a season since the 2005-06 campaign when UM won at UNC, FSU and GT.

At 6-3 in the league, the Canes have matched their most wins ever midway through the ACC schedule. They started 6-2 in the ACC in 2005-06 before losing six of their final seven in the league.

With the win against VT, Miami earned its sixth victory in seven tries after a landmark win for the program at Duke, in Coach Larranaga's first season.

Miami has won six of seven league games for the first time since Feb. 9-23, 2008.

Since joining the ACC in 2004-05, Miami has won 15+ total games in seven of eight seasons, has 6+ league wins in six of those eight years and has 10+ wins at home in seven campaigns.

**AGAINST RANKED TEAMS**

Miami downed No. 7/5 Duke on Feb. 5 in Cameron Indoor Stadium for the first win over a ranked team since the 2009-10 season, when UM beat No. 20/20 Georgia Tech.

Miami is 43-123 against ranked teams overall and 12-59 on the road. This season, UM is 1-2 against ranked teams, all on the road. Since joining the league for the 2004-05 campaign, the Canes are 14-27 vs. ranked ACC teams, 9-12 at home and 4-15 on the road.

**STARTERS BY GAME**

TTU	Grant	Scott	Adams	Swoope	Kadji
RU	Grant	Scott	Adams	Swoope	Kadji
UNF	Grant	Scott	Adams	Swoope	Kadji
FGCU	Grant	Scott	Adams	Swoope	Kadji
Ole Miss	Grant	Scott	Adams	Swoope	Kadji
Purdue	Grant	Scott	Adams	McKinney Jones	Swoope
UMass	Grant	Scott	Larkin	McKinney Jones	Akpejori
Memphis	Grant	Scott	Larkin	McKinney Jones	Akpejori
WVU	Grant	Scott	McKinney Jones	Swoope	Kadji
FAU	Grant	Scott	McKinney Jones	Swoope	Kadji
UNC-C	Larkin	Scott	McKinney Jones	Kadji	Johnson
ASU	Larkin	Scott	McKinney Jones	Kadji	Johnson
UNC-G	Grant	Scott	McKinney Jones	Kadji	Johnson
Virginia	Grant	Scott	McKinney Jones	Kadji	Johnson
UNC	Grant	Scott	McKinney Jones	Kadji	Johnson
Clemson	Grant	Scott	McKinney Jones	Kadji	Johnson
NC State	Grant	Scott	McKinney Jones	Kadji	Johnson
Ga. Tech	Grant	Scott	Larkin	Kadji	Johnson
BC	Grant	Scott	Larkin	Kadji	Johnson
MD	Grant	Scott	Larkin	Jones	Johnson
Duke	Grant	Scott	Larkin	Kadji	Johnson
VT	Grant	Scott	Larkin	Kadji	Johnson

**RECORD BY STARTING LINEUP**

Grant, Scott, Adams, Swoope, Kadji	4-1
Grant, Scott, Adams, McKinney Jones, Swoope	0-1
Larkin, Grant, Scott, McKinney Jones, Akpejori	1-1
Grant, Scott, McKinney Jones, Swoope, Kadji	1-1
Larkin, Scott, McKinney Jones, Kadji, Johnson	2-0
Grant, Scott, McKinney Jones, Kadji, Johnson	2-3
Larkin, Grant, Scott, Kadji, Johnson	4-0
Larkin, Grant, Scott, Jones, Johnson	1-0

**STATS BY HALF****MOST POINTS**

UM 1st 49 vs. UNCG, 1/2

Opp 1st 49 UNCG, 1/2

UM 2nd 50 vs. UNCG, 1/2

Opp 2nd 46 Maryland, 2/1

**LEAST POINTS**

UM 1st 17 at Virginia, 1/7

Opp 1st 22 Virginia Tech, 2/10

Georgia Tech, 1/24

UM 2nd 18 vs. FGCU, 11/22

Opp 2nd 23 Boston College, 1/29

**MOST REBOUNDS**

UM 1st 26 vs. Memphis, 12/6

Opp 1st 27 Memphis, 12/6

UM 2nd 22 at Charlotte, 12/22

Opp 2nd 24 Rutgers, 11/11

24 UMass, 12/03

**LEAST REBOUNDS**

UM 1st 13 vs. FAU, 12/17

Opp 1st 11 Clemson, 1/18

UM 2nd 6 vs. FAU, 12/17

Opp 2nd 12 Tennessee Tech, 11/11

12 Purdue, 11/29

12 Virginia, 1/7

**FG SHOOTING (BEST)**

UM 1st 57.1 (16-28) vs. Clemson, 1/18

Opp 1st 55.2 (16-29) UNCG, 1/2

UM 2nd 70.6 (12-17) vs. FAU, 12/17

Opp 2nd 69.6 (16-23) Memphis, 12/6

**FG SHOOTING (WORST)**

UM 1st 24.0 (6-25) at Virginia, 1/7

Opp 1st 26.9 (7-26) Charlotte, 12/22

UM 2nd 16.7 (4-24) vs. FGCU, 11/22

Opp 2nd 35.1 (13-37) Rutgers, 11/15

**FT SHOOTING (BEST)**

UM 1st 100.0 (6-6) vs. Clemson, 1/18

Opp 1st 100.0 (4-4) Boston College, 1/29

UM 2nd 92.9 (13-14) at BC, 1/29

Opp 2nd 100.0 (2-2) FAU, 12/17

**FT SHOOTING (WORST)**

UM 1st 0.0 (0-2) vs. Rutgers, 11/15

Opp 1st 0.0 (0-4) Rutgers, 11/15

UM 2nd 45.5 (5-11) vs. Memphis, 12/6

Opp 2nd 0.0 (0-3) UNC, 1/10

**3-POINT SHOOTING (BEST)**

UM 1st 66.7 (6-9) vs. FAU, 12/17

Opp 1st 66.7 (9-12) UNCG, 1/2

UM 2nd 83.3 (5-6) vs. FAU, 12/17

Opp 2nd 61.5 (8-13) FAU, 12/17

**3-POINT SHOOTING (WORST)**

UM 1st 11.1 (1-9) vs. NC State, 1/22

Opp 1st 0.0 (0-8) Maryland, 2/1

UM 2nd 9.1 (1-11) vs. NC State, 1/22

Opp 2nd 0.0 (0-8) Clemson, 1/18



## 2011-12 BREAKDOWN

Record	Overall	ACC
All Games	15-7	6-3
Home	10-2	3-1
Away	4-5	3-2
Neutral	1-0	

## RECORD BY MONTH

	Overall	ACC
November	4-2	
December	4-2	
January	4-3	3-3
February	3-0	3-0

## MIAMI'S RECORD WHEN

Leading at halftime:	13-1
Trailing at halftime:	1-6
Tied at halftime:	1-0
Single Overtime:	1-1
Double Overtime:	2-0
Leading with 2:00 left in regulation:	15-0
Trailing with 2:00 left in regulation:	0-7
Tied with 2:00 left in regulation:	--
UM shoots 50% or better from field:	5-0
UM shoots 40-49% from field:	8-3
UM shoots under 40% from field:	2-4
Opp. shoots 50% or better from field:	0-2
Opp. shoots 40-49% from field:	7-3
Opp. shoots under 40% from field:	8-2
UM outrebounds opponent:	7-3
Opp. outrebounds UM:	8-4
Tied in rebounds:	--
UM records 10 or more steals:	3-2
UM records 15 or more assists:	4-0
UM commits less than 15 turnovers:	12-4
UM commits 15 or more turnovers:	3-3
UM commits less turnovers than opp.:	10-1
UM commits more turnovers than opp.:	5-5
Tied in turnovers:	0-1
UM shoots 70% or better from the line:	11-4
UM shoots less than 70% from the line:	4-3
UM scores 59 points or less:	0-3
UM scores between 60-69 points:	4-3
UM scores between 70-79 points:	6-1
UM scores between 80-89 points:	2-0
UM scores between 90-99 points:	3-0
UM scores 100 or more points:	--
Two or less Canes score in double figures:	2-1
Three Canes score in double figures:	4-5
Four or more Canes in double figures:	9-1
Playing on Saturday:	3-2
Playing on Sunday:	2-1
Playing on Monday:	1-0
Playing on Tuesday:	3-3
Playing on Wednesday:	2-0
Playing on Thursday:	2-0
Playing on Friday:	2-1
Playing during the afternoon:	4-2
Playing in the evening (5 p.m. or later):	11-5
Games decided by three points or less:	2-2
Games decided by four to 10 points:	5-1
Games decided by 11-20 points:	6-4
Games decided by more than 20 points:	2-0

"Miami made a great decision by giving coach Jim Larranaga a three-year extension. Larranaga is an excellent leader who will make a difference in ACC country." -- Dick Vitale

## COMING UP FOR THE CANES

Miami is in a stretch of facing three ranked teams in 10 days (four games) and four ranked teams in seven games. The Canes faced No. 7/5 Duke on Feb. 5, match up with No. 15/17 Florida State today, then meet now-No. 5/5 UNC on Feb. 15 and battle FSU again on Feb. 26.

## JOHNSON ACC PLAYER OF THE WEEK

Reggie Johnson has been named the ACC Player of the Week after leading Miami to a pair of overtime victories this week, including the Canes' first-ever win over No. 7/5 Duke at Cameron Indoor, and a double-overtime victory against Maryland.

Johnson averaged 20 points, shooting 56.7 percent from the field, and averaged 8.5 rebounds, 10 of which were offensive. He also had a pair of steals, a block and an assist in 30 minutes per game. Johnson notched 27 points, 12 rebounds and a steal in 35 minutes against No. 7/5 Duke on Sunday. He was 11-of-17 from the field (56.7%) and eight of his 12 boards were offensive. Against Maryland, Johnson scored 13 points and grabbed five boards. He drained his first-career three-point attempt, a shot from the top of the key, and had an assist, a block and a steal against the Terps.

## CANES VS. RPI TOP 63 TEAMS

All seven of Miami's losses this season have come against schools with an RPI of 63 or better. Miami is 1-2 against teams with an RPI of 24 or better.

Without Reggie Johnson or DeQuan Jones, Miami lost by 11 points to RPI No. 25 West Virginia, 26 points to No. 19 Memphis, three points in overtime at No. 52 Ole Miss and by 11 points at No. 63 Purdue. With the two frontcourt players, the Canes were defeated by RPI-No. 7 North Carolina, and lost by a combined six points to No. 42 Virginia and No. 57 NC State.

Team	Score vs. UM	RPI as of Feb. 6
at North Carolina *	L, 73-56	7
Memphis	L, 71-54	19
at West Virginia	L, 77-66	25
at Virginia *	L, 52-51	42
at Ole Miss	L, 64-61 (OT)	52
NC State *	L, 78-73	57
at Purdue	L, 76-65	63

## Miami RPI

Jan. 2	74
Jan. 9	60
Jan. 16	60
Jan. 23	67
Jan. 30	52
Feb. 6	38

## GRANT CLOSING IN ON 200 FROM DISTANCE

Senior Malcolm Grant enters the game against Florida State with 199 made three pointers in his Miami career. Grant has drained 44 so far this season, added to 94 from his junior campaign and 61 in his first year with the Canes. For his career, the senior has made his shots from beyond the arc at a 39.8 percent clip.

## CANES &amp; COACH L MAKE COMMITMENT

The University of Miami and Coach Jim Larranaga have agreed to terms on a three-year contract extension that will run through April 30, 2019. Larranaga's extension adds three years to his existing five-year contract which began in April 2011.

## LED (TIED) THE TEAM IN....

	Points	Rebounds	Assists	Steals	Blocks
Adams	1	1	(1)	(3)	-
Akpejori	-	1	-	-	2
Brown	-	-	-	-	-
Grant	4 (2)	-	(4)	1 (5)	-
Johnson	2	5 (1)	(2)	-	2 (3)
Jones	-	(1)	-	-	(2)
Kadji	8	7 (1)	1	(4)	9 (5)
Larkin	(1)	1	6 (2)	5 (5)	-
McKinney Jones	-	2 (1)	1	2 (3)	(1)
Scott	4 (1)	1 (1)	9 (3)	3 (2)	-
Swoope	-	1	(1)	1 (2)	1 (1)

## MIAMI'S LARGEST IN 2011-12

Lead	34, vs. Appalachian State, 12/30
Deficit	23, at UNC, 1/10
Margin of Victory	30, App. State, 12/30
Margin of Defeat	17, vs. Memphis, 12/6
	17, at UNC, 1/10
Halftime Lead	18, vs. FGCU, 11/22
Halftime Deficit	15, at UNC, 1/10
Deficit in Win	9, vs. Tenn. Tech, 11/11
Halftime Deficit in Win	5, vs. TTU, 11/11
Lead in Loss	8, at West Virginia, 12/10
Halftime Lead in Loss	2, at WVU, 12/10

## AT THE BANKUNITED CENTER

Year	Season	Cumulative
2002-03	4-5	
2003-04	10-8	14-13
2004-05	11-5	25-18
2005-06	11-5	36-23
2006-07	8-7	44-30
2007-08	14-2	58-32
2008-09	12-4	70-36
2009-10	12-4	82-40
2010-11	13-4	95-44
2011-12	10-2	105-46

## MIAMI VS. THE CONFERENCES

Atlantic Sun (UNF, FGCU)	2-0
A-10 (UMass, Charlotte)	2-0
BIG EAST (Rutgers, West Virginia)	1-1
BIG 10 (Purdue)	0-1
Conference USA (Memphis)	0-1
Ohio Valley (Tennessee Tech)	1-0
SEC (Ole Miss)	0-1
SoCon (Appalachian State, UNCG)	2-0
Sun Belt (FAU)	1-0

## ACC PRESEASON POLL, 2011-12

1. North Carolina (57), 706
2. Duke (2), 649
3. Florida State, 560
4. Virginia, 463
5. Miami, 455
6. Virginia Tech, 411
7. Clemson, 403
8. NC State, 316
9. Maryland, 264
10. Georgia Tech, 176
11. Wake Forest, 109
12. Boston College, 90

## PRESEASON ALL-ACC

Harrison Barnes, UNC, 59\*  
 John Henson, UNC, 47  
 Tyler Zeller, UNC, 46  
**Malcolm Grant, Miami, 32**  
 Seth Curry, Duke, 20 (t)  
 Mike Scott, Virginia, 20 (t)  
 \*denotes unanimous

## KEY BENCH POINTS

Miami's bench players scored 19 points in the Canes' victory over Virginia Tech. DeQuan Jones had four, Trey McKinney Jones scored seven and Rion Brown notched eight.

## HOLDING OFF COMEBACKS

Against Duke and Maryland, Miami led by 16 points in the second half, but both games went into overtime after a comeback by the opponent. Against Duke, UM held the 16-point margin with 19:04 remaining and with 7:09 remaining against Maryland, Miami held the 16-point lead.

## CANES LOCK DOWN ON DEFENSE

The Canes' goal is to hold each of their opponents to less than 40 percent shooting from the field and 30 percent from distance and Miami did just that in its 78-74 overtime win at Duke. The Blue Devils shot 38.2 percent from the field and 29.0 percent from long range, along with 59.1 percent at the stripe. Duke entered the game shooting 48.8 FG percentage, 40.0 3FG and 70.5 FT.

## WRAPPING UP MIAMI AT DUKE

Miami earned its first victory ever at Cameron Indoor Stadium and just its second win over Duke since joining the ACC for the 2004-05 season. The Canes are now 3-15 all-time against the Blue Devils.

The last time the Miami Hurricanes had defeated a team ranked No. 7 in the Associated Press Poll was on Feb. 4, 2009 by a score of 79-52 over Wake Forest at the BankUnited Center in Coral Gables. The Canes defeated No. 5 Duke (96-93) on Feb. 20, 2008 at the BankUnited Center. Duke was ranked No. 4 in the Coaches Poll at that time.

The win over No. 7/5 Duke was Miami's highest ranked ACC win in school history.

Miami is only the sixth unranked team since the 1997-98 season to win in Cameron Indoor Stadium.

Miami is the second school from the Sunshine State to defeat Duke in Cameron Indoor Stadium this season, and just the second to defeat the Blue Devils at home since Feb. 11, 2009. Florida State also won in Durham this season, ending Duke's 45-game home win streak, which was the second longest streak in the nation and the second longest in Duke history.

Miami is also the second unranked team to defeat Duke at home this season. The Duke loss to Florida State was the first to an unranked team in 64 games and the first to an unranked ACC team in 20 games. Prior to the game against FSU, the last time Duke lost to an unranked team at home was on Feb. 4, 2007 against Florida State.

The last season Duke lost to two unranked opponents at Cameron Indoor Stadium, the Blue Devils lost to VCU in the 1st round of the NCAA Tournament and finished the season unranked.

With Miami's victory, the Blue Devils have lost two of their last three games at Cameron Indoor Stadium and have dropped multiple home games for the first time since going 15-4 there in 2006-07.

Miami outrebounded the Blue Devils 48-43 and outscored them 38-26 in the paint. The Canes also forced Duke into 14 turnovers.

Duke missed all six of their free throw attempts in overtime.

Miami shot 42 percent from the field and mauled Duke's high-octane offense to just .382 percent shooting. Duke set a season low for field goal percentage and the bench recorded

## AP POLL - 2/6

1 Kentucky (63)	23-1	1,623
2 Syracuse (2)	23-1	1,553
3 Ohio State	20-3	1,493
4 Missouri	21-2	1,415
5 North Carolina	20-3	1,352
6 Baylor	21-2	1,318
7 Kansas	18-5	1,170
8 Florida	19-4	1,066
9 Murray State	23-0	1,055
10 Duke	19-4	1,037
11 Michigan State	18-5	1,032
12 Georgetown	18-4	919
13 San Diego State	20-3	728
14 UNLV	21-4	702
15 Florida State	16-6	694
16 Saint Mary's	22-2	635
17 Creighton	21-3	600
18 Marquette	19-5	469
19 Virginia	18-4	448
20 Mississippi State	18-5	401
21 Wisconsin	18-6	384
22 Michigan	17-7	253
23 Indiana	18-6	227
24 Louisville	18-5	112
25 Harvard	20-2	105

Others receiving votes: Notre Dame 83, Iowa State 71, Southern Miss 51, Temple 41, Gonzaga 35, Wichita State 31, Long Beach State 6, New Mexico 5, Kansas State 3, Iowa 2, Cleveland State 2, Vanderbilt 2, Brigham Young 1, Miami (FL) 1

## ESPN/USA TODAY - 2/6

1 Kentucky (31)	23-1	775
2 Syracuse	23-1	740
3 Ohio State	20-3	715
4 Missouri	21-2	673
5 North Carolina	20-3	639
6 Baylor	21-2	635
7 Florida	19-4	536
8 Murray State	23-0	536
9 Duke	19-4	525
10 Kansas	18-5	480
11 Georgetown	18-4	454
12 Michigan State	18-5	444
13 Saint Mary's	22-2	382
14 San Diego State	20-3	332
15 Creighton	21-3	316
16 UNLV	21-4	302
17 Florida State	16-6	247
18 Mississippi State	18-5	241
19 Marquette	19-5	239
20 Virginia	18-4	192
21 Harvard	20-2	153
22 Wisconsin	18-6	133
23 Indiana	18-6	93
24 Louisville	18-5	93
25 Michigan	17-7	79

Others receiving votes: Notre Dame 19, Gonzaga 14, New Mexico 13, Iowa State 10, Nevada 9, Southern Miss 9, Long Beach State 8, Middle Tennessee 6, Connecticut 6, Temple 6, Vanderbilt 5, California 5, Wichita State 5, Virginia Commonwealth 2, Saint Louis 2, Cleveland State 1, Drexel 1

more points (40) than the starters (34).

The Hurricanes took a 16-point lead, lost all of it, and then went back and forth with the Blue Devils in the final three minutes, trading the lead four times. DeQuan Jones extended Miami's lead to 77-74 on two foul shots with 12.9 seconds left. Reggie Johnson scored the first basket of overtime, putting the Hurricanes ahead for good. Johnson scored five of his career-high 27 points in overtime.

## PLAYERS ON A ROLL

**Malcom Grant** has made multiple threes in 13 games, including seven-straight games to start the season. Until the game at UNC, he had hit a three in 35-straight games, which is 11th in the ACC and ties UM's school record for consecutive games making a trey.

**Durand Scott** has shot 50 percent from the field in the past 13 games after starting the year 26-of-86 (30.2%) in the first nine games. He has scored double-digit points in 17-of-22 games and has at least three assists in 15 games. He is 27-of-30 at the FT line in the past 11 outings.

**Trey McKinney Jones** is shooting 45.3 percent from the field in the past 13 games. He has hit at least two threes in 10 games.

**Kenny Kadji** has scored more than 11 points 14 times. He has 31 blocks in the past 15 games and has two or more blocks in 12 games this season. Since Johnson's return, Kadji has averaged 16.4 points, 6.5 rebounds, 2.0 blocks, 57.3 field goal percent and 45.5 three-point percent.

**Reggie Johnson** has scored in double digits in nine games and pulled down at least seven rebounds in 10 of 13 games. He also has 21 assists and 15 blocks in 13 outings.

**Shane Larkin** has a steal in 17 of his 21 games, including 24 in the past 11 outings, six of which were at UNC. He leads the ACC in steals as a freshman and has knocked down a triple in 15-of-21 games. He has 10 assists in the past three games. Larkin is 22-of-23 at the line the past 11 games, including two to seal the win against Clemson.

**Rion Brown** has shot 50.0 percent from the field and 48.6 percent from three in his past 13 games. He shot 20 percent FG (5-25) and 21.4 percent 3FG (3-14) in his first seven

## 2011-12 Record Chasers

## CAREER 3-POINT LEADERS

1. Jack McClinton	(2006-09)	286
2. Steven Edwards	(1992-96)	265
3. Darius Rice	(2000-04)	260
4. Robert Hite	(2002-06)	228
5. Adrian Thomas	(2005-11)	204
6. <b>Malcolm Grant</b>	<b>(2009-pres.)</b>	<b>199</b>
7. Guillermo Diaz	(2003-06)	174

Note: 3-point FGs were adopted in 1986-87

## CAREER ASSISTS

1. Vernon Jennings	1996-00	520
2. Kevin Norris	1994-98	493
3. John Salmons	1998-02	429
4. Kevin Presto	1985-89	412
5. Thomas Hocker	1987-90	384
6. Anthony Harris	2002-07	330
7. Michael Gardner	1991-94	319
8. Steven Edwards	1992-96	312
9. <b>Durand Scott</b>	<b>2009-pres.</b>	<b>300</b>
10. <b>Malcolm Grant</b>	<b>2009-pres.</b>	<b>270</b>
11. Mike Simmons	1998-03	263

## CAREER CONSECUTIVE GAMES WITH 3-POINT FIELD GOAL MADE

1. <b>Malcolm Grant</b>	<b>2010-12</b>	<b>35</b>
Jack McClinton	2008-09	35
3. Steven Edwards	1994-95	32
4. Jack McClinton	2007-08	30
5. Steven Edwards	1993	26
6. Adrian Thomas	2010-11	20
Johnny Hemsley	1998-99	20
Steven Edwards	1995-96	20
9. Marcus Barnes	2002	17
10. James Dews	2007-08	16
11. Adrian Thomas	2010	15
Darius Rice	2001	15
13. <b>Malcolm Grant</b>	<b>2010</b>	<b>14</b>
Adrian Thomas	2009	14
Darius Rice	2003	14
James Jones	2001	14
Kevin Presto	1988-89	14
Steven Edwards	1994	14
Steve Frazier	1994	14

## ACC ALL-TIME 3-POINT FIELD GOAL CONSECUTIVE GAMES STREAK

69. Dennis Scott	Georgia Tech	1988 & 1989 & 1990
51. Justin Gray	Wake Forest	2004 & 2005
50. Curtis Staples	Virginia	1995 & 1996 & 1997
45. Cliff Hammonds	Clemson	2006 & 2007 & 2008
43. Rodney Monroe	NC State	1990 & 1991
42. Matt Harpring	Georgia Tech	1995 & 1996
41. Anthony Morrow	Georgia Tech	2007 & 2008
38. Travis Best	Georgia Tech	1992 & 1993
37. Sean Singletary	Virginia	2007 & 2008
37. Trajan Langdon	Duke	1995 & 1996
35. <b>Malcolm Grant</b>	<b>Miami</b>	<b>2011 &amp; 2012</b>
35. J.J. Redick	Duke	2006
35. Jack McClinton	Miami	2008 & 2009
34. Rashad McCants	North Carolina	2004 & 2005
34. Shammond Williams	N. Carolina	1997 & 1998
34. Jason Williams	Duke	2001 & 2002
34. Hubert Davis	North Carolina	1991 & 1992

games. He has hit 18 threes in the past 12 games after only knocking down three in the first seven games.

DeQuan Jones has made 50.0 percent of his shots in 12 outings. He has scored 18 points in the past three games.

#### LARKIN, A TRUE FRESHMAN, LEADS ACC

True freshman Shane Larkin leads the ACC in steals and is 46th in the NCAA in thefts. In his rookie year, the son of baseball Hall of Famer Barry Larkin has at least three steals in seven games and twice has six thefts, at then-No. 3 UNC and at Ole Miss.

#### THE BIG REGG EFFECT

Center Reggie Johnson adds a 6-10, 284-lb presence in the paint, but also has given the Canes an offensive boost in 13 games. With defenses focusing on Big Regg inside, the perimeter has opened up for UM.

In the first nine games, Miami shot 39.9 from the field and 35.5 from long range. Since Johnson's return, the team has hit 46.8 percent of its shots, knocking down 36.2 percent from distance.

In 13 games with the big man, junior Kenny Kadji has improved from 7.3 points and 4.7 rebounds to 16.4 points and 6.5 rebounds per game. Durand Scott has improved from 30.2 percent shooting to 50.0 percent and Rion Brown improved from 3.3 points at 20.0 percent to 6.8 ppg to 50.0 percent. *For a complete comparison of the Reggie Johnson Effect, see page 11 of the notes.*

#### SHARING THE SCORING LOAD

Six Canes have led the team in scoring in a game, but in 10 games, four or more players have scored in double digits, and in eight other games, at least three players notched at least 10 points.

Four Canes are currently averaging at least 10 points per game overall, and three are in league play.

#### TEN PLAYERS WITH STARTS; EIGHT LINEUPS

Ten Miami players have earned at least one start this season, with Durand Scott as the only Canes to be on the court at tip off in all 20 games.

Coach Jim Larranaga has used eight starting lineups in 22 games so far this season. *See all of the lineups at the bottom of page four of the notes.*

#### CANES FIRE UP THE NETS

In Miami's past 12 games, the Canes have averaged a 46.8 percent clip from the field. In those 13 games, UM has averaged 75.5 ppg, up from the 67.2 average in their first nine outings.

Against FAU, Miami hit 31-of-50 (62%) from the field and 14-of-20 (70%) from beyond the arc. At Charlotte, the Canes shot 54.0 percent (27-50) from the field and 42.1 percent (8-19) from distance. Versus Appalachian State, Miami was 54.9 percent (28-51) from the field and 43.8 percent (7-16) from the three-point line. Against UNCG, hit 31-of-59 (52.5%) from the field and 7-of-20 (35.0%) from long range.

#### NEW LINEUP SPARKS REBOUNDING NUMBERS

With the addition of big men Reggie Johnson and DeQuan Jones, the Canes have outrebounded eight of their past 12 opponents after coming up short in the rebounding battle in eight of the first 10 games. Miami outrebounded Charlotte 38-30, the first time the Canes outrebounded an opponent since the game at Purdue. The +9 against UNCG was the second-highest differential of the season, behind UM's +16 (42-26) against Tennessee Tech in the season opener.

#### GRANT TIES RECORD IN THREES; 11TH IN ACC

Malcolm Grant made a three-pointer in 35-straight games from the Dec. 30, 2009 outing against Pepperdine until the Jan. 7, 2012 game at Virginia. His 35 tied the Miami school record with former Canes Jack McClinton. The 35 makes are the 11th-best in ACC history, tying Grant with J.J. Redick (Duke) and McClinton.

#### SCOTT JOINS GRANT IN 1,000 POINT CLUB

With 17 points against UNCG, junior Durand Scott joined teammate Malcolm Grant in the 1,000 Point Club, the 33rd player in Canes history to top the mark. Scott entered the game needing 15 points to reach the milestone. Malcolm Grant scored nine points against FAU to become the Canes' 32nd player to top the mark. Grant entered that game with 992 points in three seasons with the Hurricanes. In his first season, Grant notched 318 points in 33 games (8 starts), then drained 532 points last season in 36 games.

#### ADDING RETURNERS TO THE LINEUP

When Coach L took over the team in April, he planned on having nine returning scholarship players that accounted for 85.9 percent of the team's scoring and 88.1 of the squad's rebounds in 2010-11. But as of the first game in November, only six scholarship returners were available to play and only four played more than 15 minutes per game a season ago. Coach L also looked forward to four newcomers, but only three of those players are available this season.

When the season began in November, only six returners were available as Reggie Johnson, DeQuan Jones and Julian Gamble were sidelined. Coach L started the new year with eight scholarship returners.

After last season's NIT run, Miami had lost just one player in sixth-year forward Adrian Thomas and looked to return 85.9 percent of its scoring - including 93.7 percent of free throws and 67.1 percent of three-pointers - 93.0 percent of assists, 92.7 percent of blocked shots, 91.6 percent of steals and 88.1 percent of rebounding.

See the chart below for the percentage of statistics the 2010-11 returning scholarship players bring to the 2011-12 Canes.

	April '11	Nov. '11	Jan. '12
Scholarship returners	9	6	8
Scoring	85.9	58.6	80.3
Field goals made	86.5	54.5	79.5
Three pointers made	67.1	66.4	67.1
Free throws made	93.7	67.8	89.9
Assists	93.0	76.9	88.7
Steals	91.6	67.0	84.7
Rebounds	88.1	36.8	78.7
Blocks	92.7	22.6	68.5

#### LEARNING THE SYSTEM

Along with understanding the expectations of the new coaching staff, the Canes are learning an entirely new system under Coach Larranaga. Miami is playing man-to-man a majority of this season's possessions after playing 2-3 zone primarily in the 2009-10 season. Larranaga has also added his Scramble defense to the Canes' playbook, which has been used multiple times this season. With injuries to the big men early in the season, the team also worked without a true back-to-the-basket center, and has played many possessions with a smaller, four-guard lineup.

#### CANES INCOMPLETE ROSTER

Prior to the game against UNC, Miami had a complete roster of uninjured players for only five practices to that point in the season. The Canes were without center Reggie John-

son for the first nine games this season, then DeQuan Jones joined the team for the 11th game of the year, but Malcolm Grant missed two games due to a death in the family. Since Dec. 17, Garrius Adams missed five games due to a lower extremity injury, had surgery on Jan. 19 and will be out 4-6 weeks. Julian Gamble is out for the season with a knee injury and Bishop Daniels will redshirt this season.

Games Missed	Reason
DeQuan Jones	10 Ineligible
Reggie Johnson	9 Knee surgery
Garrius Adams	12+ Surgery on Jan. 19, 2012
Malcolm Grant	2 Death in the family
Rion Brown	2 Illness
Shane Larkin	1 Ineligible
Kenny Kadji	1 Head injury
Durand Scott	0 Wrist injury 1/7 Groin injury 1/18
Shane Larkin	0 Hip injury 1/7
Julian Gamble	all Knee surgery
Bishop Daniels	all Toe injury - redshirt

#### CANE HOOPER NAMED TO PRO BOWL

Former Canes hooper Jimmy Graham (2005-09) was one of five New Orleans Saints to be named to the 2012 NFL Pro Bowl.

Graham, a tight end, had 12 receptions for 158 yards and three touchdowns in the postseason for the Saints. In two years with New Orleans, Graham has 142 receptions for 1,824 yards and 19 touchdowns.

With 1,310 regular season receiving yards, Graham broke Kellen Winslow's 31-year-old NFL record of 1,290 receiving yards in a season by a tight end. But New England Patriots tight end Rob Gronkowski, notched 1,327 yards this season to put his name atop the record listing.

At Miami, Graham played basketball from 2005-2009, graduated with a double major in marketing and management, then joined the 2009 football team while taking graduate classes. That season he totaled 17 receptions for 213 yards and five touchdowns. Graham averaged 4.2 ppg, shooting 49.5 percent from the field, and 4.2 rpg in 120 games in his four years with the Miami men's basketball team.

#### CANES WEARING LEBRON COLORWAYS

The University of Miami was one of three university basketball teams to hit the court on October 14 in their own colorways of the new Nike LEBRON 9. The Hurricanes are playing in white/white/gorge green/total orange this season. Miami's colorway shoe became available on retail on Nov. 29. Light yet powerful, like its namesake, LeBron James -- and designed in conjunction with his insight -- the LEBRON 9 is the first shoe to integrate Flywire technology and Hyperfuse construction in the upper for superior support. The shoe also combines Max Air 180 and a Nike Zoom unit for comfort and responsiveness.

#### MIAMI IS A TOP ACADEMIC INSTITUTION

Already the top academic institution in the state of Florida and a world-renowned research institution, the University of Miami and its Department of Athletics are building upon its reputation for developing world-class students. In the 2012 edition of the U.S. News & World Report's annual issue, the University of Miami rose to number 38 - up from 47 last year, a nine-point rise. UM remains the highest ranked school in the state of Florida.

## SINGLE-GAME UM RECORDS

## POINTS SCORED, GAME

Rick Barry vs. Rollins, 1965 59

## FIELD GOALS MADE, GAME

Rick Barry vs. Houston, 1965 21

## FIELD GOALS ATTEMPTS, GAME

(Since 1985-86)  
Johnny Hemsley vs. North Carolina, 1999 30

## FIELD GOAL PERCENTAGE, GAME

(Since 1985-86)  
Raymond Hicks vs. NC A&T, 2008 (7-7) 1.000

## 3-POINT FIELD GOALS MADE, GAME

Johnny Hemsley vs. Lafayette, 1999 9

## 3-POINT FIELD GOALS ATTEMPTED, GAME

Darius Rice vs. Virginia Tech, 2001 15

## 3-POINT FIELD GOAL PERCENTAGE, GAME

(Minimum 4 Attempts)

Five players, last was...

Malcolm Grant vs. NC State, 2011 (5-5) 1.000

## FREE THROWS MADE, GAME

Rick Barry vs. Florida Southern, 1965 22

Ron Godfrey vs. Oklahoma City, 1960 22

## FREE THROWS ATTEMPTED, GAME

(Since 1985-86)

Eric Brown vs. Brigham Young, 1989 19

## FREE THROW PERCENTAGE, GAME

(Since 1985-86)

Jack McClinton vs. NC State, 2009 (16-16) 1.000

## REBOUNDS, GAME

Rick Barry vs. Oklahoma City, 1965 29

## ASSISTS, GAME

Michael Gardner vs. Pittsburgh, 1993 14

## STEALS, GAME

Jerome Scott vs. FIU, 1991 9

## BLOCKED SHOTS, GAME

Anthony King vs. Florida Atlantic, 2004 13

## MILESTONES ON THE HORIZON

## 300 Assists

Durand Scott - 300 assists

Malcolm Grant - 270 assists

## 200 Three Pointers Made

Malcolm Grant - 199 3FGM

## 300 Free Throws Made

Durand Scott - 286 FTM

## DOUBLE-DOUBLES in 2011-12

## Kenny Kadji

12/22/11	at Charlotte	18 pts.	10 reb.
01/02/12	vs. UNCG	30 pts.	12 reb.
01/07/12	at Virginia	14 pts.	10 reb.
01/22/12	vs. NC State	20 pts.	11 reb.

## Reggie Johnson

02/05/12	at Duke	27 pts.	12 reb.
----------	---------	---------	---------

## 30-POINT GAMES

## Kenny Kadji

30	01/02/12	vs. UNC Greensboro
----	----------	--------------------

## 20-POINT GAMES

## Malcolm Grant

26	12/04/10	vs. West Virginia
25	12/22/10	vs. Rice
23	03/16/11	vs. FAU
23	01/23/11	at NC State
23	11/12/10	vs. Jacksonville
22	12/30/10	vs. Pepperdine
22	11/25/11	at Ole Miss
21	11/22/11	vs. FGCU
20	01/19/11	vs. Florida State
20	11/27/10	at FGCU

## Reggie Johnson

27	02/05/12	at Duke
25	02/09/11	at Wake Forest
22	03/11/10	vs. Wake Forest
22	01/02/11	at Duke
21	12/23/10	vs. Akron
20	01/23/11	at NC State

## Kenny Kadji

30	01/02/12	vs. UNC Greensboro
21	01/24/12	at Georgia Tech
21	12/17/11	vs. FAU
20	01/22/12	vs. NC State

## Durand Scott

29	03/02/10	at North Carolina
27	11/30/10	vs. Ole Miss
24	02/01/12	vs. Maryland
24	01/08/11	at Clemson
21	01/30/11	at Virginia Tech
21	03/13/10	vs. Duke
20	03/21/11	vs. Missouri State
20	11/15/10	at Memphis
20	11/12/10	vs. Jacksonville
20	12/02/09	vs. Minnesota

## CANES IN THE ACC - after games on Feb. 9

Malcolm Grant	3pt FG Made/Game	5th	2.2
	Scoring	20th	12.3
	3pt FG Percent	5th	31.4
	Minutes Played	8th	32.2
Durand Scott	Scoring	18th	12.6
	Rebounding	22nd	5.0
	Assists	6th	3.4
	Free Throw Percentage	9th	80.9
	Assist/Turnover Ratio	6th	1.8
Shane Larkin	Minutes Played	2nd	34.5
	Steals	1st	1.8
Kenny Kadji	Rebounds	16th	5.7
	Blocks	5th	1.8
	Scoring	19th	12.5

## MIAMI IN THE ACC - after games on Feb. 9

	UM Rank	Actual	ACC Leader
Scoring Offense	4th	72.1	UNC
Scoring Defense	6th	66.9	UVA
Scoring Margin	6th	+5.2	UNC
Free Throw Percentage	3rd	72.8	VT
Field Goal Percentage	6th	44.0	Duke
FG Percentage Defense	6th	41.5	FSU
3-Pt FG Percentage	3rd	35.9	Duke
3-Pt FG Pct. Defense	8th	33.4	VT
Reb Margin	10th	-0.6	UNC
Blocked Shots	9th	4.0	UNC
Assists	6th	12.3	UNC
Steals	6th	6.6	FSU
Turnover Margin	4th	+1.0	Clemson
Assist / Turnover Ratio	6th	1.0	UNC
Off Rebounds	9th	10.5	UNC
Def Rebounds	7th	24.2	UNC
3-Pt Made	2nd	7.4	Duke

## MIAMI IN NCAA STATS As of Feb. 6

Category	Rank	Actual	National Leader	Actual
Won-Lost Percentage (338 ranked)	89	66.7	Murray St.	100.0
Scoring Offense (338 ranked)	81	72.4	North Carolina	84.1
Scoring Defense (338 ranked)	195	67.8	Wisconsin	49.8
Scoring Margin (338 ranked)	114	4.7	Ohio St.	21.0
Field-Goal Percentage (338 ranked)	142	44.1	Creighton	51.2
Field-Goal Percentage Defense (338 ranked)	121	41.8	Kentucky	35.8
Three-Point Field Goals Per Game (338 ranked)	66	7.4	Florida	10.5
Three-Point Field-Goal Percentage (338 ranked)	93	35.9	Creighton	44.8
Three Pt FG Defense (338 ranked)	141	33.4	Drexel	25.9
Free-Throw Percentage (338 ranked)	52	73.0	Weber St.	80.0
Rebound Margin (338 ranked)	200	-0.3	North Carolina	11.6
Assists Per Game (338 ranked)	222	12.3	Iona	19.5
Assist Turnover Ratio (338 ranked)	133	1.0	Syracuse	1.56
Blocked Shots Per Game (338 ranked)	116	3.9	Kentucky	9.4
Steals Per Game (338 ranked)	163	6.7	East Tenn. St.	10.7
Turnovers Per Game (338 ranked)	55	12.3	Wisconsin	8.8
Turnover Margin (338 ranked)	147	0.7	Syracuse	6.9
Personal Fouls Per Game (338 ranked)	94	17.3	Wisconsin	13.5

## HURRICANES IN NCAA STATS As of Feb. 6

Category	Player	Rank	Actual	National Leader	Actual
Three-Point FG Per Game (250 ranked)	Malcolm Grant	110	2.3	John Jenkins, Vandy	3.9
Free-Throw Percentage (250 ranked)	Durand Scott	126	80.9	Robby Ptacek, CConSt	93.0
Assists Per Game (250 ranked)	Durand Scott	207	3.5	Scott Machado, Iona	10.0
Blocked Shots Per Game (250 ranked)	Kenny Kadji	73	1.8	Anthony Davis, Ky	4.8
Steals Per Game (250 ranked)	Shane Larkin	71	1.9	Fuquan Edwin, S.Hall	3.1
Assist Turnover Ratio (250 ranked)	Durand Scott	87	1.95	Randy Davis, BallSt	3.81

## CANES IMPROVE STRENGTH AND SPEED

Miami adapted to many changes in the past few months with the addition of coaches and new philosophies. Now the team is learning how basketball is not just about playing defense and shooting a basketball, it's also about the weight room. Since Strength and Conditioning Coach Jim Krumpas joined the staff in the spring, the men's basketball team has increased its strength and speed exponentially. The players were first tested in various strength and agility tests in late May, then were checked again the first week of October. Within those five months, the Canes tremendously improved their team averages on the one-step vertical jump (two inches), the bench press average maximum (26 pounds), the 185 test (3.7 reps) and the mile run (90 seconds). Individually, Malcolm Grant and DeQuan Jones each added four inches to their one-step vertical jump, closely followed by a 3.5-inch increase by Garrius Adams. Four players - Raphael Akpejori, Rion Brown, DeQuan Jones and Trey McKinney Jones - increased their leg press weight by 180 pounds and three players - Akpejori, Reggie Johnson and Jones - added 50 pounds to their bench press maximums. In the 185 test, bench pressing 185 pounds as many times as possible, Johnson upped his mark by eight reps and Adams added seven more up-and-downs. Adams and Jones also had major improvements in the chin up (body weight plus weight attached to a belt), notching 69 more pounds per pull up than their previous mark. In the mile run, Justin Heller and Durand Scott each knocked off at least three minutes from their original time, while Jones took two fewer minutes on his second testing. Akpejori ran a team-best mile with a time of 5:22, closely followed by Rion Brown at 5:23.

## TWO HIGH SCHOOL SENIORS SIGN NLI WITH CANES

High school seniors Melvin Johnson and Tonye Jekiri have each signed a National Letter of Intent with the University of Miami men's basketball program, head coach Jim Larranaga announced. Jekiri, a 6-11, 220-pound center from Nigeria, is a local product from Hialeah's Champagnat Catholic School. Johnson is a 6-3, 188-pound guard from the Bronx, N.Y., who plays high school ball at St. Benedict's Prep (N.J.).

Jekiri is rated the 17th-best center in the country by ESPN.com and No. 13 by Scout.com. The big man can play with his back to the basket or step out for a 10-12-foot shot, and he can run the floor like a guard. A native of Nigeria, Jekiri moved to South Florida in September 2010 to begin his basketball career. He averaged 14 points and 10 rebounds per game last season with Champagnat, his first year of organized hoops. On the AAU circuit, he played with Team Breakdown over the summer, where he dominated at the Source Hoops Elite Camp and led Team Breakdown to championships in the Breakdown Hoops Festival and the Big Shots Myrtle Beach I. Jekiri chose Miami over considerations from Virginia Tech, Clemson, Florida State, Auburn, Vanderbilt and Alabama.

Also complementing Miami for the 2012-13 season will be Melvin Johnson, a senior guard at St. Benedict's Prep in Newark, N.J. Johnson is rated by ESPN.com as the 44th-best shooting guard in the country in 2012 and ESPN.com ranks him No. 51 nationally, and ninth in New York, at the point guard position. He is a deadly spot-up shooter who can stretch opposing defenses and will contribute to Miami's uptempo offensive attack as a combo guard. Johnson traveled the AAU circuit with the Long Island Lightning, earning the MVP of the Hoop Group Elite Camp Session I. Johnson began his prep career with current Canes guard Durand Scott at Rice High in Harlem, but when the school closed last year, Johnson moved to St. Benedict's. Johnson chose Miami over Virginia Tech, Georgetown, South Florida, Dayton and College of Charleston.



## BANKUNITED CENTER

Opened in 2003, the BankUnited Center, which seats 7,200 fans for basketball games, is located on the University of Miami's beautiful Coral Gables campus. The venue also hosts concerts, trade shows, lecture series and sporting events, in addition to serving as the home to the Hurricanes' men's and women's basketball teams.

Over the last three seasons, the Hurricanes have established home court dominance, winning 51 games at the "BUC" — including a school-record 14-2 mark in 2007-08 and memorable victories over No. 4/5 Duke, No. 6/7 Wake Forest and No. 20/20 Georgia Tech.

With its grand opening in January of 2003 — a 64-61 overtime win over North Carolina, the BankUnited Center became the University's first on-campus venue with seating to accommodate large events offering an ideal capacity for concerts, conferences, lecture series, banquets and more. It significantly increases the University of Miami's collegiate experience for its students by allowing on-campus events such as commencements, sports, convocations and pep rallies. The

community also benefits from the venue's utilization as a showcase for a host of family shows and other special activities.

The BankUnited Center has 25 suites. Each suite is equipped with 12 box seats with three additional bar stools, a lounge area, television and phones, along with a kitchen area with a bar and refrigerator.


The BankUnited Center is managed by Global Spectrum. The Philadelphia-based company is part of one of the world's largest sports and entertainment companies, Comcast-Spectacor, which also owns the Philadelphia 76ers (NBA) and the Philadelphia Flyers (NHL).

## THE FIELDHOUSE

The newest addition to Miami athletics opened in March of 2009, with the debut of the Hurricanes' on-campus practice facility. The 29,000-square foot facility is conveniently located immediately adjacent to the BankUnited Center, alongside the Hurricanes 100 Room north of the arena. The new facility houses several full-size practice courts, as well as a multi-purpose room to host a variety of events — including the Miami Heat's 2010 Media Day.

Miami basketball players have access to the secure facility 24 hours a day, allowing the Hurricanes court time at any time all-year round. UM players use the facility for both conditioning and practice sessions, as well as for individual workouts and pick-up games.

The Fieldhouse was also honored for its sustainability components, earning the LEED® Gold designation established by the U.S. Green Building Council and verified by the Green Building Certification Institute (GBCI). The facility achieved the certification specifically for its energy use, lighting, water and material use as well as incorporating a variety of other sustainable strategies. By using less energy and water, LEED certified buildings save money for businesses and taxpayers; reduce greenhouse gas emissions; and contribute to a healthier environment for residents, workers and the larger community.





## IN THE NEWS

## CANES VISIT LORRAINE MOTEL WHERE MLK WAS ASSASSINATED

On Nov. 26, the University of Miami men's basketball team visited the Lorraine Motel in Memphis, Tenn., where Martin Luther King, Jr. was assassinated on April 4, 1968. The building is now attached to the National Civil Rights Museum.

"I was there when I was in middle school, so it was interesting to go back again," said Erik Swoope, who has been studying the incident in his African American studies class at Miami. "It's shocking to see how easy it all happened. When I went through the museum, it showed how everything developed. It's mind-blowing that something like that happened to him when he was focused on doing everything in a peaceful way. It was a very sad time."

Miami stayed in Memphis after Friday's game at Ole Miss. The players and staff made an early pit stop to visit the motel on their way to the airport, receiving a quick history lesson on its way to West Lafayette, Ind., for a Tuesday matchup with Purdue.

"It meant a lot to me and to the team to be there because of the history," said Garrius Adams. "It was great to see in person for the first time. I especially liked the quotes from Martin Luther King on the plaques around the hotel and just seeing where history happened."

## GRANT CANDIDATE FOR SENIOR CLASS AWARD

Senior guard Malcolm Grant joins 60 NCAA® men's and women's basketball student-athletes who excel both on and off the court as candidates for the 2011-12 Lowe's Senior CLASS Award.

To be eligible for the award, a student-athlete must be classified as an NCAA Division I senior and have notable achievements in four areas of excellence — community, classroom, character and competition. The complete list of candidates follows this release.

Grant, from Brooklyn, N.Y., is a Preseason All-ACC Player who led the ACC in three-point percentage, three-pointers made and free throw percentage, earning third team All-ACC honors.

An acronym for Celebrating Loyalty and Achievement for Staying in School®, the Lowe's Senior CLASS Award focuses on the total student-athlete and encourages students to use their platform in athletics to make a positive impact as leaders in their communities.

## LARRANAGA INDUCTED INTO NYC HALL OF FAME

Coach Jim Larranaga was inducted into the New York City Basketball Hall of Fame on Sept. 22, 2011, in a ceremony held at the New York Athletic Club on Central Park South at 59th Street.

Born in the Bronx, N.Y., Larranaga built the George Mason Patriots' program into a perennial contender in the highly-regarded Colonial Athletic Association, winning more games than any other coach in program and conference history (273) en route to three conference titles (2008, 2001, 1999).

Larranaga was joined at the 2011 induction ceremony by Donnie Walsh, former New York Knicks President; longtime Knicks trainer Mike Saunders; former Knick John Warren; a member of the Knicks 1969-70 NBA championship team, the late Lloyd "Sonny" Dove; Debbie Mason, the former All-America from Queens College known as "Lady Pearl"; Tom Henderson, an all-city performer from DeWitt Clinton H.S. in the Bronx; and former Fordham All-America Kenny Charles.

The New York City Basketball Hall of Fame, founded in 1990, includes a number of basketball legends. The Hall of Fame's 1990 charter class included Kareem Abdul-Jabbar, Red Auerbach, Bob Cousy, Clair Bee, Billy Cunningham, Pop Gates, Connie Hawkins, Dick McGuire and Adolph Schayes.

## GRAHAM RECIPIENT OF THE 2011 ED BLOCK COURAGE AWARD

The New Orleans Saints announced today that second-year tight end Jimmy Graham has been voted by his teammates as the 2011 recipient of the Ed Block Courage Award.

Graham, a 6-6, 260 pound native of Goldsboro, N.C., graduated from the University of Miami with degrees in both marketing and management in 2009. He was selected by the Saints in the third round of the 2010 NFL Draft after playing just one year of college football. Prior to that, Graham was a four-year letterman for the Hurricanes in basketball. Graham spent portions of his childhood living in a group home before being taken in by a legal guardian, Rebecca Vinson. Despite putting herself through nursing school and overcoming financial struggles of her own, Vinson helped mentor and stress the importance of education to Graham while providing him with a caring home.

The Ed Block Courage Award Foundation is dedicated to improving the lives of neglected children and ending the cycle of abuse. The purpose is to raise Awareness and Prevention of child abuse. That objective is coupled with the Foundation's commitment to celebrating players of inspiration in the NFL.

Since its inception the Foundation through its charter with the Courage House National Support Network for Kids, and an affiliation with the National Football League and Professional Football Athletics Trainers Society has helped to provide hope to countless children and raised millions of dollars.

"The Ed Block Courage Award is one of the most prestigious awards an NFL player receives because it is voted on by his peers," said Saints' Head Athletic Trainer Scottie B. Patton. "The award is a testament to overcoming adversity, whether it is through setbacks on the field or through challenges they have overcome in their lives. Jimmy has touched the lives of so many people he has come into contact with in his short time here and we all recognize and pay tribute to the amazing contributions he has made to our organization."

Graham currently leads the Saints' in receptions (67), receiving yards (967) and touchdowns (eight). Graham is the second-leading receiver in the NFL, trailing only New England Patriots WR Wes Welker (82) in receptions.

Graham will be honored, along with recipients of the other 31 NFL teams, at the Ed Block Courage Awards in Baltimore, Maryland 2012.

## UM ALUM WILL ALLEN RECEIVES NCAA'S HIGHEST HONOR

Former University of Miami basketball player Will Allen has been recognized as a Theodore Roosevelt Award winner by the NCAA.

Allen graduated from the University of Miami with a B.A. in physical education and went on to be drafted No. 60 overall in the fourth round of the 1971 NBA Draft by the Baltimore Bullets. After a short career in the ABA and playing professionally in Belgium, Allen started a career in marketing with Proctor and Gamble. In 1993, he left Proctor and Gamble and purchased Growing Power, a plant nursery on the north side of Milwaukee, Wis. The Rockville, Md., native has since been recognized as a leader in the industry of urban farming and sustainable food production.

The "Teddy" award is the highest honor the NCAA bestows upon individuals.

Named after President Theodore Roosevelt, whose concern for the conduct of intercollegiate athletics led to the formation of the NCAA in 1906, this annual award is given to an individual "for whom competitive athletics in college and attention to physical well-being thereafter have been important factors in a distinguished career of national significance and achievement."

**CONSECUTIVE WINS TO START CAREER  
AS ACC HEAD COACH**
*(Current Coaches Only)*
**Wins Starting**

In Row	Head Coach	School	Season
6	Roy Williams	UNC	2004
4	<b>Jim Larranaga</b>	<b>Miami</b>	<b>2012</b>
3	Brad Brownell	Clem	2011
3	Leonard Hamilton	FSU	2003
3	Mark Gottfried	NCS	2012
2	Steve Donahue	BC	2011
2	Mike Krzyzewski	D	1981
2	Brian Gregory	GT	2012
2	Seth Greenberg	VT	2004
1	Mark Turgeon	Md	2012
1	Tony Bennett	UVa	2010
0	Jeff Bzdelik	WF	2011

\$ Year prior to school joining ACC.

**MOST CONSECUTIVE WINS  
TO START ACC COACHING CAREER**
*(School ACC Member At Time Of Debut)*

Starting Wins	Coach, School	Starting Season
17	Bill Guthridge, NC	1998
10	Rick Barnes, C	1995
6	Roy Williams, NC	2004
6	Bucky Waters, D	1970
5	Sidney Lowe, NCS	2007
5	Herb Sendek, NCS	1997
4	<b>Jim Larranaga, Miami</b>	<b>2011</b>
4	Steve Robinson, FSU	1998
4	Dino Gaudio, WF	2008
4	Skip Prosser, WF	2002

**Without Reggie Johnson - 5-4 (firsttime games)**

##	Player	gp-gs	min	avg	Total		3-Point		F-Throw		Rebounds				pf	dq	a	to	blk	stl	pts	avg
					fg-fga	fg%	3fg-fga	3fg%	ft-fa	ft%	off	def	tot	avg								
03	Malcolm Grant	9-9	301	33.4	46-120	.383	26-71	.366	24-32	.750	1	24	25	2.8	14	0	12	13	0	7	142	15.8
01	Durand Scott	9-9	310	34.4	26-86	.302	6-19	.316	49-64	.766	11	34	45	5.0	18	0	33	13	4	5	107	11.9
00	Shane Larkin	8-2	183	22.9	22-54	.407	10-24	.417	12-13	.923	4	16	20	2.5	14	0	17	15	1	12	66	8.3
04	Trey McKinney Jones	9-4	228	25.3	27-63	.429	11-34	.324	7-8	.875	7	37	44	4.9	24	1	15	13	0	6	72	8.0
35	Kenny Kadji	9-6	187	20.8	26-54	.481	3-5	.600	11-24	.458	14	28	42	4.7	18	1	6	13	14	5	66	7.3
25	Garrius Adams	8-6	199	24.9	17-43	.395	11-29	.379	9-16	.563	8	23	31	3.9	13	1	9	10	1	8	54	6.8
21	Erik Swoope	9-7	219	24.3	21-36	.583	0-1	.000	5-12	.417	18	15	33	3.7	33	2	7	6	8	8	47	5.2
15	Rion Brown	7-0	91	13.0	5-25	.200	3-14	.214	10-12	.833	5	9	14	2.0	3	0	2	7	1	1	23	3.3
10	Raphael Akpejori	9-2	107	11.9	9-18	.500	0-0	.000	10-16	.625	16	7	23	2.6	20	0	2	6	9	2	28	3.1
Team											19	16	35					4				
Total.....		9	1825		199-499	.399	70-197	.355	137-197	.695	103	209	312	34.7	157	5	103	100	38	54	605	67.2
Opponents.....		9	1825		210-491	.428	55-169	.325	115-174	.661	105	220	325	36.1	178	5	104	118	39	41	590	65.6

**With Reggie Johnson - 10-3**

##	Player	gp-gs	min	avg	Total		3-Point		F-Throw		Rebounds				pf	dq	a	to	blk	stl	pts	avg
					fg-fga	fg%	3fg-fga	3fg%	ft-fa	ft%	off	def	tot	avg								
35	Kenny Kadji	12-12	382	31.8	71-124	.573	15-33	.455	40-56	.714	24	54	78	6.5	29	2	8	22	24	6	197	16.4
01	Durand Scott	13-13	450	34.6	68-136	.500	7-24	.292	27-30	.900	20	46	66	5.1	29	2	42	28	1	17	170	13.1
42	Reggie Johnson	13-12	359	27.6	59-113	.522	2-4	.500	36-52	.692	30	61	91	7.0	45	1	21	21	15	9	156	12.0
03	Malcolm Grant	11-11	334	30.4	31-106	.292	18-69	.261	23-29	.793	1	24	25	2.3	12	0	26	20	0	11	103	9.4
00	Shane Larkin	13-7	351	27.0	26-70	.371	16-43	.372	25-27	.926	5	28	33	2.5	19	0	39	30	1	26	93	7.2
15	Rion Brown	13-0	256	19.7	29-58	.500	18-37	.486	13-18	.722	9	18	27	2.1	19	0	7	10	0	7	89	6.8
05	DeQuan Jones	12-1	200	16.7	30-60	.500	2-5	.400	15-26	.577	16	30	46	3.8	18	0	2	10	6	6	77	6.4
04	Trey McKinney Jones	13-8	322	24.8	29-64	.453	14-39	.359	10-12	.833	7	36	43	3.3	26	0	21	17	2	9	82	6.3
25	Garrius Adams	2-0	14	7.0	1-2	.500	1-2	.500	0-0	.000	0	2	2	1.0	3	0	2	2	0	0	3	1.5
10	Raphael Akpejori	6-0	16	2.7	3-4	.750	0-0	.000	0-1	.000	1	1	2	0.3	5	0	0	0	0	0	6	1.0
21	Erik Swoope	9-1	37	4.1	1-7	.143	0-1	.000	3-4	.750	1	3	4	0.4	8	0	0	0	2	1	5	0.6
12	Justin Heller	4-0	2	0.5	0-0	.000	0-0	.000	0-0	.000	0	2	2	0.5	0	0	0	1	0	0	0	0.0
11	Ryan Quiglar	5-0	2	0.4	0-0	.000	0-0	.000	0-0	.000	0	0	0	0.0	0	0	0	0	0	0	0	0.0
Team											14	19	33					7				
Total.....		13	2725		348-744	.468	93-257	.362	192-255	.753	128	324	452	34.8	213	5	168	168	51	92	981	75.5
Opponents.....		13	2725		315-774	.407	89-262	.340	163-238	.685	160	293	453	34.8	219	8	169	173	36	102	882	67.8

## Last Five Games 5-0

#	Player	gp-gs	min	avg	Total		3-Point		F-Throw		Rebounds				pf	dq	a	to	blk	stl	pts	avg
					fg-fga	fg%	3fg-fga	3fg%	ft-fa	ft%	off	def	tot	avg								
35	Kenny Kadji	4-4	131	32.8	21-40	.525	8-16	.500	11-16	.688	7	20	27	6.8	9	1	5	7	8	1	61	15.3
42	Reggie Johnson	5-5	143	28.6	31-60	.517	2-4	.500	11-19	.579	16	20	36	7.2	17	1	8	7	3	3	75	15.0
01	Durand Scott	5-5	169	33.8	26-54	.481	2-6	.333	8-10	.800	10	22	32	6.4	13	1	16	9	1	8	62	12.4
03	Malcolm Grant	5-5	156	31.2	16-53	.302	9-36	.250	11-12	.917	0	12	12	2.4	4	0	13	9	0	6	52	10.4
00	Shane Larkin	5-5	160	32.0	12-34	.353	7-18	.389	8-9	.889	3	11	14	2.8	9	0	15	9	1	5	39	7.8
04	Trey McKinney Jones	5-0	109	21.8	11-25	.440	6-17	.353	3-4	.750	3	10	13	2.6	5	0	5	3	1	1	31	6.2
05	DeQuan Jones	5-1	105	21.0	10-27	.370	1-2	.500	8-12	.667	7	13	20	4.0	7	0	1	2	5	3	29	5.8
15	Rion Brown	5-0	84	16.8	7-18	.389	3-9	.333	3-4	.750	6	5	11	2.2	8	0	6	2	0	4	20	4.0
10	Raphael Akpejori	3-0	11	3.7	2-2	1.000	0-0	.000	0-1	.000	1	0	1	0.3	4	0	0	0	0	0	4	1.3
21	Erik Swoope	3-0	7	2.3	0-2	.000	0-1	.000	0-0	.000	1	1	2	0.7	2	0	0	0	0	0	0	0.0
11	Ryan Quigtar	3-0	0	0.0	0-0	.000	0-0	.000	0-0	.000	0	0	0	0.0	0	0	0	0	0	0	0	0.0
12	Justin Heller	2-0	0	0.0	0-0	.000	0-0	.000	0-0	.000	0	0	0	0.0	0	0	0	0	0	0	0	0.0
Team											7	10	17					3				
Total.....		5	1075		136-315	.432	38-109	.349	63-87	.724	61	124	185	37.0	78	3	69	51	19	31	373	74.6
Opponents.....		5	1075		109-288	.378	31-108	.287	63-94	.670	65	128	193	38.6	80	2	51	72	18	29	312	62.4

## Home Games Only 10-2

#	Player	gp-gs	min	avg	Total		3-Point		F-Throw		Rebounds				pf	dq	a	to	blk	stl	pts	avg
					fg-fga	fg%	3fg-fga	3fg%	ft-fa	ft%	off	def	tot	avg								
01	Durand Scott	12-12	402	33.5	49-116	.422	9-24	.375	47-57	.825	16	50	66	5.5	23	2	47	22	5	13	154	12.8
03	Malcolm Grant	11-11	329	29.9	37-123	.301	25-82	.305	35-46	.761	1	28	29	2.6	13	0	21	18	0	11	134	12.2
35	Kenny Kadji	11-9	286	26.0	48-95	.505	1-12	.083	30-49	.612	25	43	68	6.2	25	1	8	13	24	8	127	11.5
42	Reggie Johnson	6-6	147	24.5	24-45	.533	2-3	.667	14-19	.737	8	25	33	5.5	24	1	9	9	7	5	64	10.7
00	Shane Larkin	11-5	280	25.5	31-69	.449	14-32	.438	30-30	1.000	5	30	35	3.2	12	0	30	23	2	22	106	9.6
04	Trey McKinney Jones	12-6	309	25.8	37-77	.481	14-41	.341	14-16	.875	7	44	51	4.3	24	0	18	17	0	8	102	8.5
15	Rion Brown	10-0	202	20.2	20-51	.392	11-29	.379	18-22	.818	10	17	27	2.7	8	0	4	12	1	4	69	6.9
05	DeQuan Jones	6-1	104	17.3	17-33	.515	0-3	.000	7-16	.438	9	12	21	3.5	9	0	2	7	4	6	41	6.8
25	Garrius Adams	7-4	130	18.6	11-28	.393	8-21	.381	6-9	.667	6	16	22	3.1	10	1	7	10	1	4	36	5.1
21	Erik Swoope	11-4	170	15.5	16-32	.500	0-2	.000	8-16	.500	16	12	28	2.5	27	1	4	3	7	7	40	3.6
10	Raphael Akpejori	9-2	87	9.7	10-15	.667	0-0	.000	7-13	.538	10	4	14	1.6	18	0	1	3	9	1	27	3.0
12	Justin Heller	2-0	2	1.0	0-0	.000	0-0	.000	0-0	.000	0	2	2	1.0	0	0	0	1	0	0	0	0.0
11	Ryan Quigtar	3-0	2	0.7	0-0	.000	0-0	.000	0-0	.000	0	0	0	0.0	0	0	0	0	0	0	0	0.0
Team											21	16	37					8				
Total.....		12	2450		300-684	.439	84-249	.337	216-293	.737	134	299	433	36.1	193	6	151	146	60	89	900	75.0
Opponents.....		12	2450		287-697	.412	76-228	.333	152-226	.673	148	276	424	35.3	241	10	147	175	43	81	802	66.8

## Road Games Only 4-5 (Rion Brown Injured)

#	Player	gp-gs	min	avg	Total		3-Point		F-Throw		Rebounds				pf	dq	a	to	blk	stl	pts	avg
					fg-fga	fg%	3fg-fga	3fg%	ft-fa	ft%	off	def	tot	avg								
42	Reggie Johnson	6-6	176	29.3	31-62	.500	0-1	.000	15-23	.652	20	29	49	8.2	18	0	7	10	3	3	77	12.8
35	Kenny Kadji	9-8	246	27.3	42-72	.583	14-23	.609	17-26	.654	13	36	49	5.4	21	2	6	20	11	1	115	12.8
03	Malcolm Grant	8-7	264	33.0	38-98	.388	17-56	.304	9-9	1.000	1	17	18	2.3	11	0	12	10	0	5	102	12.8
01	Durand Scott	9-9	313	34.8	38-95	.400	2-14	.143	27-35	.771	15	29	44	4.9	21	0	26	15	0	9	105	11.7
25	Garrius Adams	3-2	83	27.7	7-17	.412	4-10	.400	3-7	.429	2	9	11	3.7	6	0	4	2	0	4	21	7.0
05	DeQuan Jones	6-0	96	16.0	13-27	.481	2-2	1.000	8-10	.800	7	18	25	4.2	9	0	0	3	2	0	36	6.0
00	Shane Larkin	9-4	227	25.2	16-52	.308	11-33	.333	7-10	.700	4	12	16	1.8	18	0	22	20	0	15	50	5.6
04	Trey McKinney Jones	9-6	215	23.9	15-45	.333	9-29	.310	3-4	.750	7	26	33	3.7	24	1	14	11	1	7	42	4.7
15	Rion Brown	9-0	118	13.1	9-25	.360	6-17	.353	4-6	.667	4	10	14	1.6	12	0	5	4	0	4	28	3.1
21	Erik Swoope	6-3	76	12.7	5-9	.556	0-0	.000	0-0	.000	3	5	8	1.3	13	1	3	3	2	1	10	1.7
10	Raphael Akpejori	6-0	36	6.0	2-7	.286	0-0	.000	3-4	.750	7	4	11	1.8	7	0	1	3	0	1	7	1.2
12	Justin Heller	2-0	0	0.0	0-0	.000	0-0	.000	0-0	.000	0	0	0	0.0	0	0	0	0	0	0	0	0.0
11	Ryan Quigtar	2-0	0	0.0	0-0	.000	0-0	.000	0-0	.000	0	0	0	0.0	0	0	0	0	0	0	0	0.0
Team											11	17	28					3				
Total.....		9	1850		216-509	.424	65-185	.351	96-134	.716	94	212	306	34.0	160	4	100	104	19	50	593	65.9
Opponents.....		9	1850		206-497	.414	53-174	.305	115-172	.669	101	218	319	35.4	138	2	105	100	29	52	580	64.4



# HEAD COACH JIM LARRANAGA

First Season | Providence, 1971

Hometown: Bronx, N.Y. | Head Coach: American International, 1977-79 | Bowling Green, 1986-97 | George Mason, 1997-2011 | Miami, 2011-present

## LARRANAGA'S CAREER

### Head Coach

2011-pres. University of Miami  
1997-2011 George Mason University  
1986-97 Bowling Green State University  
1977-79 American International College

### Assistant

1979-86 University of Virginia  
1971-76 Davidson College

### Player / Coach

1977 Geronimo Basketball Club (Belgium)

## EDUCATION

Providence College, 1971  
B.A. Economics  
Archbishop Malloy High School, 1967

## NCAA APPEARANCES

2011 - George Mason  
2008 - George Mason  
2006 - George Mason (Final Four)  
2001 - George Mason  
1999 - George Mason

## NIT APPEARANCES

2009 - George Mason  
2004 - George Mason  
2002 - George Mason  
1997 - Bowling Green  
1991 - Bowling Green  
1990 - Bowling Green

## PLAYING CAREER

Geronimo Basketball Club (Belgium) 1976-77  
Providence College, 1967-71  
Archbishop Molloy, 1963-67

## MISCELLANEOUS

Clair Bee Coach of the Year, 2006  
CAA Coach of the Year, 2011  
CAA Coach of the Year, 1999

## PERSONAL

Hometown: Bronx, N.Y.  
Born: Oct. 2, 1949  
Wife: Liz  
Sons: Jay and Jon

## COACH LARRANAGA ON TWITTER

Follow Coach Larranaga @CanesCoachL on Twitter as he provides news from inside the program walls, insights on his life away from the court and regular updates about his appearances at camps with Dwyane Wade, Erik Spoelstra and many others.

Jim Larranaga was named the 12th head coach of the University of Miami men's basketball program on April 22, 2011.

Larranaga comes to Miami after serving as the head coach at George Mason for 14 seasons. He guided the program to five NCAA Tournament appearances (2011, 2008, 2006, 2001, 1999) — including an unprecedented run to the 2006 Final Four that captured the nation's attention, defeating Michigan State, North Carolina, Wichita State and Connecticut along the way. Following that run, he was selected the 2006 Clair Bee Coach of the Year.

Larranaga built the Patriots' program into a perennial contender in the highly-regarded Colonial Athletic Association, winning more games than any other coach in program and conference history (273) en route to three conference titles (2008, 2001, 1999).

A two-time CAA Coach of the Year honoree, Larranaga earned the accolade in 2011, leading the Patriots to a 27-7 overall record and 16-2 conference mark en route to the CAA regular-season title and their fifth NCAA Tournament appearance under his leadership. Seeded a program-best eighth in the NCAA Tournament, George Mason rallied from a double-digit deficit to defeat ninth-seeded Villanova, 61-57, before falling to overall No. 1 seed Ohio State in the third round.

Larranaga's teams are known for their offensive efficiency and a frenetic defense dubbed the "Scramble." Last season, his Patriots — who were ranked 24th in the final RPI — finished the season 11th in the nation in three-point field goal percentage (39.5), 18th in scoring margin (10.3), 22nd in turnovers (11.1), 26th in assist-to-turnover ratio (1.28) and 37th in scoring defense (62.5). During its 16-game win streak — which catapulted Mason to No. 25 in the ESPN/USA Today Coaches Poll on Feb. 28 — all but four victories came by a double-digit margin. That streak included the 71-51 win at VCU on Feb. 15, with Mason holding the Rams to a season-low offensive output.

He became Mason's all-time leader in men's basketball victories with his 131st win on January 22, 2005, with a 77-58 decision at James Madison. He became the CAA's all-time leader in wins on February 4, 2006, when the Patriots defeated UNC Wilmington. His Mason teams went 182-89 in CAA play.

In 2006, Larranaga became the first coach at a mid-major school to take his team to the Final Four in 27 years and earned an at-large berth for a CAA team for the first time in 20 years. Along the way, he led Mason to a school record in wins, the program's first-ever national ranking, George Mason's first-ever appearance in the Top 10 and the school's first wins over Top 10 teams.

The Patriots finished the year with a 27-8 record and a No. 8 ranking in the final USA Today/ESPN Coaches Poll. Earlier that season, Mason cracked the polls at No. 25, but NCAA tournament wins over Michigan State, No. 10 North Carolina, Wichita State and No. 2 Connecticut vaulted Mason up the poll, and into the national conscience, making Larranaga a household name.

The remarkable run at George Mason began just two years into Larranaga's tenure. After going 9-18 in his first year with the Patriots in 1997-98, Larranaga guided the 1999 Patriots'

## WINNINGEST ACTIVE DIVISION I HEAD COACHES\*

Name	Wins
1. Mike Krzyzewski	900-284
2. Jim Boeheim	856-301
3. Jim Calhoun	855-367
4. Roy Williams	643-163
5. Bob Huggins	620-227
6. Cliff Ellis	614-384
7. Mike Montgomery	611-281
8. Rick Pitino	597-220
9. Bobby Cremins	567-367
10. Stew Morrill	542-241
11. Rick Barnes	524-257
12. Rick Majerus	491-208
13. Lon Kruger	479-304
14. John Calipari	467-150
15. Tubby Smith	467-198
16. Bill Self	444-151
17. Jim Larranaga	443-308

\* Records are prior to the 2011-12 season

## LARRANAGA'S CAREER RECORDS

School	Years	Overall	Conference
American International	1977-1979	27-26	none
Bowling Green	1986-1997	170-144	101-85
George Mason	1997-2011	273-164	165-79
Miami	2011-pres.	15-7	6-3
<b>Overall</b>		<b>485-341</b>	<b>271-167</b>

## COACH JIM LARRANAGA AT A GLANCE

2006 Clair Bee Coach of the Year	Five NCAA Tournament appearances
2001 CAA Coach of the Year	2011, 2008, 2006, 2001, 1999
1999 CAA Coach of the Year	Six postseason NIT appearances
1997 MAC Coach of the Year	2009, 2004, 2002, 1997, 1991, 1990
Six 20-win seasons	
28 All-Colonial Athletic Conference selections	
Coached George Evans, who was a three-time CAA Player of the Year, the CAA Rookie of the Year, a three-time CAA Defensive Player of the Year and on the CAA All-Defensive Team three times.	
Two AP All-America (honorable mention) players	
Nine CAA All-Defensive Team selections	
Eight CAA All-Rookie Team selections	
Three Dean Ehlers Award winners — given to the CAA player who best meets the criteria of academic achievement, leadership and community service.	
12 All-MAC Conference selections	
Coached Antonio Daniels — MAC Player of the Year and MAC Freshman of the Year	
Two MAC Freshman of the Year selections	
Four MAC All-Freshman Team selections	

**COACH LARRANAGA'S MILESTONE VICTORIES**

Victory	Date	Opponent	Score	School
50	02/10/88	Miami (Ohio)	65-59	Bowling Green
100	02/23/91	Kent State	84-57	Bowling Green
150	12/22/94	at Ohio State	59-50	Bowling Green
200	12/27/97	Northeastern	66-60	George Mason
250	12/20/00	Coastal Carolina	81-65	George Mason
300	12/02/03	East Carolina	76-65	George Mason
350	01/26/06	William & Mary	81-58	George Mason
400	02/27/08	William & Mary	68-59	George Mason
450	12/08/10	Loyola (Md.)	66-52	George Mason

squad to a 19-11 overall record and a 13-3 CAA mark. That season, he earned his first Coach of the Year accolades in the CAA and NABC District 4 after making a 10-game improvement and leading the program to its first-ever conference regular season championship, its second CAA Tournament title and first NCAA Tournament appearance since 1989.

The Patriots followed that with another 19-11 overall mark in 1999-2000, tying for first place in the CAA at 12-4 and earning the top seed in the conference tournament. In 2000-01, the Patriots finished 18-12 overall and 11-5 in the CAA, good for a tie for second place, and they won the CAA Tournament title and advanced to the NCAA Tournament for the second time in three years. The Patriots produced another solid campaign with a 19-10 overall record (13-5 in the CAA) and a NIT berth in 2001-02. Mason's 2002-03 roster was hampered by injuries, but managed to pull together a 16-12 record (11-7 in the CAA), and a fourth-place CAA finish.

In 2003-04, Larranaga led the Patriots to a 7-2 non-conference record and to a school-record 23-win season, as Mason finished 23-10 on the year, its first 20-or-more win campaign in 14 years. Gaining an NIT berth (the Patriots fourth postseason appearance in six years), Larranaga led Mason to two consecutive postseason

victories for the first time in school history, and in the process, earned his first postseason.

Under Larranaga, the Patriots won three CAA titles, including the 2008 championship when Mason went 23-11. The Patriots have appeared in the postseason each of the past four seasons for the first time in Mason history, advancing to the NCAA Tournament in 2008, the NIT in 2009, the CollegeInsider.com Postseason Tournament in 2010 and back to the NCAA Tournament in 2011.

With 28 years of head coaching experience, the native of Bronx, N.Y., previously served as the head coach at Bowling Green for 11 seasons (1986-1997) and at Division II American International for two seasons (1977-79).

At Bowling Green, he made an immediate impact in his first season. In 1986-87, the Falcons were the nation's most improved team under a first-year head coach that took over a program with a losing record, posting a 15-14 record for an eight-game improvement over the previous season. Larranaga went on to record a 170-144 mark in 11 years at Bowling Green, earning the 1997 Mid-American Conference Coach of the Year honors after leading Bowling Green to a 22-10 record, a conference regular season co-championship and a berth in the National Invitation Tournament. The 22 victories were the most by a Bowling Green team in 47 years and the 13 conference wins were the second-highest total in Falcon history.

Larranaga's 170 victories at Bowling Green ranked second all-time on the Falcons' coaching list and he was only the second coach in the program to record consecutive postseason appearances. Larranaga led his squad to NIT berths in 1990 (18-11) and again in 1991 (17-13), the first time the Falcons enjoyed back-to-back postseason appearances since the early '60s. Bowling Green won better than 61 percent of its games in Larranaga's last four years, recording a 70-44 mark during that stretch. The Falcons finished fourth or better in the MAC in five of Larranaga's 11 seasons and he is among the winningest coaches in MAC history.

Larranaga received his first head coaching position in 1977 when he was named to the post at American International, a Division II program in Springfield, Mass. Taking over a team that had suffered through five consecutive losing seasons prior to his arrival, Larranaga turned AIC into a winning program in his first year and compiled a 28-25 mark in two seasons.

A 1971 graduate of Providence College with a degree in economics, Larranaga was a four-year letterman for the Friars. As the team captain in his senior season, he led Providence to a 20-8 record and an NIT appearance. He graduated as the school's fifth all-time leading scorer with 1,258 points and was selected in the sixth round of the draft by the Detroit Pistons of the National Basketball Association. He was the team's top scorer as a sophomore and junior and was named New England's Division I Sophomore of the Year in 1969. He was inducted into the Providence College Hall of Fame in 1991.

His first coaching opportunity came at Davidson College, where he served as an assistant coach to Terry Holland. Davidson captured three Southern Conference regular-season championships and an NIT berth in his five years there, and he compiled a 47-12 record doubling as the freshman team coach. In 1976, he left Davidson and spent one season as player-coach for the Geronimo Basketball Club in Belgium.

After his two-year stint at American International, Larranaga was reunited with Holland at the University of Virginia in April 1979. An assistant coach under Holland for seven seasons from 1979-86, he helped the Cavaliers reach the NCAA Final Four on two occasions (1981, 1984), finish in the top five of the AP and UPI polls and average more than 24 victories per season. The Cavaliers were 169-62, won three regular-season Atlantic Coast Conference championships and made four NCAA Tournament appearances. Virginia also made a pair of NIT appearances, winning the NIT Championship in 1980. Larranaga was on the staff during the careers of three-time National Player of the Year Ralph Sampson and NBA first-round draft choice Olden Polynice.

Larranaga, 62, and his wife, Liz, have two sons — Jay, who played for his father at Bowling Green and is the head coach of the NBDL's Erie Bayhawks, and Jon, who was a member of his father's George Mason teams from 1999-2003 — and four grandchildren.

**LARRANAGA YEAR-BY-YEAR**

Year	School	Overall W-L	Conference W-L	Finish	Post-Season
1977-78	American International	14-13			
1978-79	American International	13-13			
1986-87	Bowling Green	15-14	10-6	3	
1987-88	Bowling Green	12-16	7-9	t-5	
1988-89	Bowling Green	13-15	6-10	t-6	
1989-90	Bowling Green	18-11	9-7	t-3	NIT 0-1
1990-91	Bowling Green	17-13	9-7	t-4	NIT 0-1
1991-92	Bowling Green	14-15	8-8	5	
1992-93	Bowling Green	11-16	8-10	t-6	
1993-94	Bowling Green	18-10	12-6	t-2	
1994-95	Bowling Green	16-11	10-8	t-5	
1995-96	Bowling Green	14-13	9-9	t-6	
1996-97	Bowling Green	22-10	13-5	t-1	NIT 0-1
1997-98	George Mason	9-18	6-10	6	
1998-99	George Mason	19-11	13-3	1	NCAA 0-1
1999-00	George Mason	19-11	12-4	t-1	
2000-01	George Mason	18-12	11-5	3	NCAA 0-1
2001-02	George Mason	19-10	13-5	2	NIT 0-1
2002-03	George Mason	16-12	11-7	4	
2003-04	George Mason	23-10	12-6	3	NIT 2-1
2004-05	George Mason	16-13	10-8	6	
2005-06	George Mason	27-8	15-3	t-1	NCAA 4-1
2006-07	George Mason	18-15	9-9	5	
2007-08	George Mason	23-11	12-6	2	NCAA 0-1
2008-09	George Mason	22-11	13-5	2	NIT 0-1
2009-10	George Mason	17-15	12-6	4	CIT 0-1
2010-11	George Mason	27-7	16-2	1	NCAA 1-1
2011-12	Miami	15-7	6-3		
<b>Overall</b>		<b>485-341</b>	<b>271-167</b>		





Assistant coaches Michael Huger, Eric Konkol and Chris Caputo have aided Coach Larranaga for a combined 26 seasons.

## Michael Huger

Defensive Coordinator

**Michael Huger** enters his first season at the University of Miami and his fifth season as an assistant coach for head coach Jim Larranaga assisting in all aspects of the program. He brings six seasons of collegiate coaching experience and nearly a dozen years of professional basketball experience to Coral Gables.

In four seasons at George Mason, Huger helped lead the Patriots to the postseason every year, including NCAA berths in 2008 and 2011. In 2011, the team defeated Villanova to advance to the third round of the NCAA Tournament, earned a regular-season CAA title and posted a school-record tying 27 wins. In 2009, he helped Mason to an NIT bid and its second-straight 20-win season. In 2008, Huger helped the Patriots to their second-highest win total in school history as they beat nationally-ranked Kansas State and won the CAA title for the first time since 2001.

Huger began his coaching career at Longwood University (Va.) under Mike Gillian, a former Mason assistant coach under Larranaga, where he spent two seasons.

Before joining the coaching ranks, Huger played professional basketball in Europe, spending two years in Holland (1994-96) and nine in Belgium (1996-2005). He was selected Dutch League MVP in 1996 after averaging 25.3 points and 5.8 assists, and went on to earn First Team All-Belgium honors in 2000 and 2004 after leading his clubs to Belgium Cup championships in both seasons.

A native of New York City, Huger is a 1994 graduate of Bowling Green State University with a bachelor's degree in education. There he played for Larranaga from 1989-93, helping the Falcons to a pair of NIT appearances. He earned Mid-American Conference honors in his final two seasons, and was a Naismith Award nominee and the runner-up for conference player of the year as a senior. As a prep player, he helped lead Stevenson High School (Bronx) to back-to-back PSAL City Championships in 1988 and 1989.

Huger and his wife, Tonya, have a son, Michael Anthony II.

## Eric Konkol

Offensive Coordinator

**Eric Konkol** enters his first season at the University of Miami and eighth as a member of head coach Jim Larranaga's staff. He assists in all aspects of the program including recruiting, practices, individual player workouts and game preparation.

Konkol previously worked with Larranaga at George Mason from 2002-03 through 2004-05 and 2007-08 through last season, helping to develop 12 All-CAA selections, five CAA All-Rookie honorees and 16 professional players. In the interim, he spent two years coaching at national power Hopkins High School in Minnesota under Ken Novak, Jr. - who was named 2011 ESPN RISE National Boy's Basketball Coach of the Year - and had a short stint on the coaching staff at North Dakota State.

He served as Mason's scouting director from 2002-05 and helped recruit the top non-BCS recruiting class in 2009 according to ESPN.com. Additionally, he monitored the academic progress of the men's basketball student-athletes, graduating 20-of-22 student-athletes who completed their eligibility - with two more students graduating in May 2011. In both 2009 and 2010, the program was recognized by the NCAA with an Academic Progress Rate in the nation's top 10 percent.

Konkol previously worked on Buzz Peterson's staff as a student assistant for NIT champion Tulsa in 2000-01 and as a graduate administrative assistant at Tennessee in 2001-02, earning a master's degree in sport management.

A native of Amherst, Wis., Konkol is a 2000 graduate of the University of Wisconsin at Eau Claire with a bachelor's degree in kinesiology, with an emphasis in exercise management. He played three seasons of basketball for the Division III program - advancing to the national championship game in 2000. He received the team's inspiration award after his junior and senior seasons with the Blugolds, and was an honorary captain as a senior.

He spent his first two years, including one redshirt season, at the University of Wisconsin at Platteville playing for current Wisconsin head coach Bo Ryan. A 1995 graduate of Amherst High School, he was a three-sport athlete (basketball, baseball and cross country) and closed his prep career as the school's all-time leading scorer with 1,871 points.

Konkol and his wife Meagan, have two sons, Ethan and Ryan.

## Chris Caputo

Scout Team Coordinator

**Chris Caputo** enters his first season with the Hurricanes and his 10th season on head coach Jim Larranaga's staff. Entering his seventh season as an assistant coach, his primary responsibilities include recruiting and scouting the opposition.

Caputo played a major role in George Mason's run to the Final Four in 2006, putting together scouting reports to prepare the Patriots as they played nationally-ranked teams and future NBA players in nearly every round.

He has also helped lead the Patriots to the postseason for a Mason-record four-straight seasons, including NCAA berths in 2008 and 2011. In 2011, the team defeated Villanova to advance to the third round of the NCAA Tournament, earned a regular-season CAA title and posted a school-record tying 27 wins. In 2009, he helped Mason to an NIT bid and its second-straight 20-win season. In 2008, Caputo helped the Patriots to their second-highest win total in school history as they beat nationally-ranked Kansas State and won the CAA title for the first time since 2001.

As an assistant at Mason, Hoopscoop.com named him one of the Top 25 non-BCS assistant coaches in the nation. In 2010, Caputo attended the Villa 7 Consortium, an educational symposium and networking opportunity for some of the nation's top assistants. In 2011 alone, 19 alumni of Villa 7 have been hired as head coaches.

Prior to becoming an assistant coach, Caputo worked on Larranaga's staff as the video coordinator, coordinated the staff recruiting database and mailing system, as well as serving in other administrative capacities.

A native of Elmhurst, N.Y., Caputo is a 2002 graduate of Westfield (Mass.) State College with a degree in finance and economics. He was a four-year letterwinner as a point guard for the Division III Owls, and served as captain and earned the team's Outstanding Contributor Award as a senior. A 1998 graduate of Archbishop Molloy High School - Larranaga's alma mater, he too played for legendary head coach Jack Curran.

Caputo and his wife Julie married in May.

## THE LAST TIME A ...

## Player Scored 30 Points

Miami Kenny Kadji (30), UNC Greensboro, 1/2/12  
 Opponent Terrell Stoglin (33), Maryland, 2/1/12

## Player Scored 35 Points

Miami Jack McClinton (35) vs. North Carolina, 3/15/09  
 Opponent Sean Singletary (41), Virginia, 3/1/08

## Player Scored 40 Points

Miami Darius Rice (43) vs. Connecticut, 1/20/03  
 Opponent Sean Singletary (41), Virginia, 3/1/08

## Two Players Scored 20 Points

Miami Malcolm Grant (23), Reggie Johnson (20) at NC State, 1/23/11  
 Opponent Omari Grier (27), Raymond Taylor (20) FAU, 12/17/11

## Three Players Scored 20 Points

Miami Dwayne Collins (23), Brian Asbury (21), Jack McClinton (20) vs. Virginia Tech, 1/25/09  
 Opponent Travis Mays (40), Alvin Heggs (22), Lance Blanks (21), Texas, 2/22/89

## Five Players Scored in Double Figures

Miami Durand Scott (24), Malcolm Grant (14), Trey McKinney Jones (13), Reggie Johnson (13), Shane Larkin (12) vs. Maryland, 2/1/12  
 Opponent Jon Scheyer (27), DeMarcus Nelson (19), Kyle Singler (12), Greg Paulus (12), Lance Thomas (10) Duke, 2/20/08

## Six Players Scored in Double Figures

Miami Durand Scott (17), Rion Brown (15), Reggie Johnson (11), Shane Larkin (11), Trey McKinney Jones (11), DeQuan Jones (11) vs. Appalachian State, 12/30/11

## Player Grabbed 15 Rebounds

Miami Reggie Johnson (20) vs. Florida Atlantic, 3/16/11  
 Opponent Gani Lawal (18), Georgia Tech, 2/10/10

## Two Players Grabbed 10 Rebounds

Miami Dwayne Collins (14) and Reggie Johnson (10) vs. Florida Atlantic, 12/19/09  
 Opponent Marcus Ginyard (12), John Henson (12), North Carolina, 3/2/10

## Three Players Grabbed 10 Rebounds

Miami Mark Richardson (11), Eric Brown (10), Joe Wylie (10) vs. FIU, 3/6/89  
 Opponent Matt Harpring (12), Dion Glover (10), Michael Maddox (10), Georgia Tech, 12/2/7/97

## Player Had 10 Assists

Miami Durand Scott (10) vs. North Carolina Central, 11/14/09  
 Opponent Kendall Marshall (10), North Carolina, 3/11/11

## Player Had 10 Blocks

Miami Anthony King (10) vs. Florida Atlantic, 11/29/04  
 Opponent Jarvis Varnado (10), Mississippi State, 12/13/07

## Player Had a Double-Double

Miami Reggie Johnson (27 pts, 12 reb), at Duke 2/5/12  
 Opponent John Henson (10 pts, 13 rebs), North Carolina, 3/11/11

## Player Had a Triple-Double

Miami Anthony King (11 pts, 10 reb, 13 blks) vs. Florida Atlantic, 11/29/04  
 Opponent Brendan Haywood (18 pts, 14 reb, 10 blks), North Carolina, 12/4/00

## Two Players Had Double-Doubles

Miami Brian Asbury (16 pts, 15 reb), Dwayne Collins (10 pts, 15 reb) at Georgia Tech, 3/4/09  
 Opponent Hasheem Thabeet (19 pts, 14 reb), A.J. Price (13 pts, 11 reb), Connecticut, 11/23/08

## Team Scored 100 Points

Miami 108 vs. Nova Southeastern, 11/16/09  
 Opponent 105, North Carolina, 1/31/07

## Team Scored 50 Points in a Half

Miami 50, (2nd half) UNC Greensboro, 1/2/12  
 Opponent 51 (2nd half), UCF, 12/18/10

## Team Shot 50 Percent in Both Halves

Miami .500 (16-32) / .556 (15-27) vs. UNC Greensboro, 1/2/12  
 Opponent .500 (16-32)/.500 (12-24), Duke, 2/13/11

## Team Shot 60 Percent in a Half

Miami .609 (14-23), second half, vs. Appalachian State, 12/30/11  
 Opponent .600 (12-20), second half, Virginia, 2/5/11

## Team Shot 70 Percent in a Half

.706 (12-17), second half vs. FAU, 12/17/11

## Team Shot 60 Percent in a Game

Miami .620 (31-50), vs. FAU, 12/17/11  
 Opponent .622 (23-37), Clemson, 12/21/08

## Team Shot Less Than 30 Percent in a Game

Miami .292 (14-48) at Rutgers, 11/21/10  
 Opponent .274 (17-62), Georgia Tech, 2/3/11

**Florida Southern vs. Miami**      **Exhibition**  
**11-03-11**      **at BankUnited Center**

The Miami Hurricanes men's basketball team began their 2011-12 campaign with an 88-78 exhibition win over Florida Southern Thursday night at the BankUnited Center. The game marked Jim Larranaga's debut as head coach for the Miami Hurricanes. Suffering from a heavy case of preseason injuries, the Hurricanes entered the game with only nine members of the team dressed and ready for action. Despite their short roster, the team came sprinting out of the gates for a 6-2 lead less than two minutes into the game. The Canes would begin to slow down as the half continued, however, as the Moccasins of Florida Southern took their first lead of the game with 13:05 to go. After falling behind by nine points midway through the half, the Canes reeled off a 13-2 run, including seven points from sophomore Rion Brown, to take a 30-28 lead with 5:13 left in the frame. The Hurricanes, paced by Brown, Durand Scott and Malcolm Grant, entered the half trailing the Moccasins by a 38-33 margin. After a slow end to their first half, the Hurricanes came out of the locker room firing on all cylinders. With two buckets from Grant (26 points) and another from Scott (23 points, seven rebounds), the team went on a 7-0 run to build a 40-38 lead less than a minute into the period. The Canes would trail for the majority of the second half, however, until junior forward Garriss Adams (nine points, seven rebounds) caught fire for the Hurricanes. After a Brown three-point play closed the gap to three points, Adams connected on the first of his three three-pointers in the second half, tying the game with less than six minutes to go. The Hurricanes, who had been down by as many as eight points in the second half, took their first lead since 18:56 of the second half on a Brown jumper with just over five minutes to go in the game. The Hurricanes finished the game on an 18-8 run, including the team's last five points from Grant, to put away the pesky Moccasins 88-78. The Moccasins were paced by 15 points from Dominic Lane, 15 points from Seth Evans and 14 points from Garrett Putman.

Fla. Southern		tot	f	g	a	3-pt	f	t	a	r	b	rebounds	f	t	a	b	s	min
#	Player		f	g	a	3-pt	f	t	a	r	b	rebounds	f	t	a	b	s	min
23	PUTMAN, Garrett	f	6	0	0	2	2	4	7	3	8	2	2	0	1	27		
40	BAILEY, Brett	f	5	7	0	0	0	1	1	2	3	10	2	1	0	3	21	
00	CAPERS, Kevin	g	2	7	0	1	9	12	0	2	2	5	3	3	1	0	24	
05	LANE, Dominic	g	3	9	2	7	5	2	7	9	3	13	1	1	1	0	31	
21	EVANS, Seth	g	2	13	2	9	0	0	1	0	4	6	4	4	0	1	32	
01	VINES, Cameron	g	7	11	2	4	3	7	0	4	4	19	1	3	0	1	20	
11	HUBBLE, Jay	0	0	0	0	0	0	0	0	0	1	0	0	0	0	0	0	
14	KELLY, Tyler	1	1	1	1	0	0	0	1	0	4	3	0	3	0	0	13	
32	HAWKINS, Andre	1	1	0	0	0	0	0	1	0	1	4	2	0	1	0	0	
33	TAZIOLI, Kyle	1	5	0	1	0	0	0	3	3	0	2	0	0	0	1	0	
34	BURTON, Michael	0	0	0	0	0	0	0	0	0	0	0	0	0	0	0	0	
44	GARDNER, Jon	1	1	0	0	0	0	0	0	0	1	2	0	0	1	0	0	
	TEAM											4						
	Totals		26	61	7	23	1926	13	21	34	29	78	13	18	4	6	20	

TOTAL FG%	1st Half: 13-35 37.1%	2nd Half: 13-26 50.0%	Game: 42.6%
3-Pt. FG%	1st Half: 3-14 21.4%	2nd Half: 4-9 44.4%	Game: 30.4%
F Throw %	1st Half: 9-10 90.0%	2nd Half: 10-16 62.5%	Game: 73.1%

Miami	tot	fga					rebounds									
## Player	f	g	a	fg	ft	fta	d	e	t	o	p	a	t	b	s	min
10 Raphael Akpejor	1	4	0	0	0	0	2	0	2	0	2	0	0	0	0	14
21 Erik Swoope	f	2	3	0	0	0	1	1	2	5	4	0	2	0	3	26
01 Durand Scott	g	7	10	0	1	9	11	1	6	7	2	23	3	2	0	35
03 Malcolm Grant	g	8	12	2	4	8	10	0	1	1	2	26	3	3	0	31
25 Garrison Adams	g	3	6	3	6	0	0	0	7	7	3	9	3	1	0	24
44 Terry McKinney Jones	4	10	0	4	3	4	1	5	6	3	11	1	2	0	1	35
11 Ryan Quigter	0	0	0	0	0	0	0	0	0	0	0	0	0	0	0	0+
12 Justin Heller	0	0	0	0	0	0	0	0	0	0	0	0	0	0	0	0+
15 Ron Brown	3	8	0	4	7	12	1	3	4	5	13	0	3	1	4	35
TEAM							1	1	2			1				
Totals	28	53	5	19	27	37	7	24	31	20	88	10	17	1	102	00

TOTAL FG%	1st Half: 11-28 39.3%	2nd Half: 17-25 68.0%	Game: 52.8%
3-Pt. FG%	1st Half: 2-11 18.2%	2nd Half: 3-8 37.5%	Game: 26.3%
FThrow %	1st Half: 9-13 69.2%	2nd Half: 18-24 75.0%	Game: 73.0%

Score by Periods	1st	2nd	Total
------------------	-----	-----	-------

Score by Periods	1st	2nd	Total
Florida Southern	38	40	78
Miami	33	55	88

Officials: I.R. Caldwell, Sean Corbin, Frank Raposo

Points in the paint-FSM 22,UM 36. Points off turnovers-FSM 22,UM 28.

2nd chance points- FSM 12, UM 6. Fast break points- FSM 6, UM 4.

- Bench points- FSM 28, UM 24. Score tied-6 times. Lead changed-8 times.

Last FG-FSM 2nd-00:57, UM 2nd-01:12.

Largest lead-FSM by 10 2nd-11:13, UM by 12 2nd-01:12.

**Tennessee Tech 58 vs. Miami 69      Game 1**  
**11-11-11      at BankUnited Center**

The University of Miami men's basketball team increased their season-opener winning streak to 18 consecutive victories with a 69-58 win over Tennessee Tech on Friday night. Durand Scott (15 points, 6 rebounds, 5 assists) opened the scoring for the season with a three-pointer from the top of the key, continuing the Hurricanes streak of making at least one three-pointer in 312-straight games. Fellow guard Malcolm Grant (14 points, 4 rebounds, 2 assists) hit his first shot of the season on a three-pointer with 16:35 left in the first half to build the Hurricanes' lead to 10-0 out of the gates. Miami started the game with a 10-0 run, holding the Golden Eagles scoreless until 13:56 remaining in the first half. Erik Swoope (11 points, 6 rebounds) made an impact dunk with 4:16 remaining to put the Canes ahead by five; it would be the last bucket scored by the Canes for the rest of the first half, unable to penetrate the Golden Eagles' zone defense. Tennessee Tech would tie the game up with 2:45 remaining in the first half off of a Javon McKay jumper and finish with a 10-0 run to end the first half up by five. The second half began with a Swoope dunk that would end up being the only bucket for the Canes in the first four minutes of the frame. Having trouble with their inside game, the Hurricanes struggled until Scott drew a foul and converted both free throws to bring the Canes back within four. Tennessee Tech would take their biggest lead of the game off a layup from Chase Dunn with 11:49 remaining that stretched the lead to nine. The Canes began to rally late in the second half with a layup and a foul shot from Raphael Akpejori which brought the team back within three. A three-pointer with 4:26 left from sophomore Rion Brown (7 points, 3 rebounds) gave Miami their first lead of the second half at 55-54. The Hurricanes would not surrender the lead for the remainder of the game. The Golden Eagles fought back to within two with 2:07 remaining until McKinney-Jones responded with a dunk off the Scott dish to extend the lead to four. McKinney-Jones followed that up by hitting an open three that ended up being the final nail in the coffin. TTU would never recover, reverting to fouling for the last minute of the game.

Tennessee Tech 0-1		tot 3-pt					rebounds						
#	Player	fg	ga	ft	fga	fta	of	d	to	b	s	min	
32	INAMETI, Bassyef	0	3	0	0	4	6	1	2	3	5	4	
00	McMORROW, Liam	0	2	0	0	1	2	1	3	4	5	1	
02	SWANSEY, Zac	9	11	5	8	0	1	1	2	1	2	18	
25	DILLARD, Jud	0	7	0	3	0	3	4	2	4	6	2	
04	BALLEY, Zach	4	10	1	3	2	2	0	3	3	3	1	
05	McCAKE, Javon	1	1	0	0	0	0	2	2	1	2	0	
24	DUNN, Chase	2	2	1	1	0	1	1	2	2	5	0	
33	OGBE, Dennis	0	0	0	0	0	0	0	1	0	1	4	
55	MURPHY, Kevin	5	15	1	5	2	4	0	3	3	1	3	
TEAM		2 2											
Totals		19	47	8	17	12	19	5	21	26	22	58	

TOTAL FG%	1st Half: 11-26 42.3%	2nd Half: 8-21 38.1%	Game: 40.4%
3-Pt. FG%	1st Half: 6-10 60.0%	2nd Half: 2-7 28.6%	Game: 47.1%
Free Throw %	1st Half: 4-6 66.7%	2nd Half: 8-13 61.5%	Game: 63.2%

Miami 1-0	fg					3-pt					rebounds									
## Player	fg	a	fga	a	fta	ft	a	fg	a	fta	ft	of	d	pf	tp	a	a	b	s	min
21 Erik Swoope	f	5	8	0	1	1	2	3	3	6	3	11	1	1	1	1	3	30		
35 Kenney Kadji	c	0	3	0	0	0	1	1	4	5	2	0	1	2	0	1	2	0	1	39
31 Durand Scott	g	3	12	2	5	7	8	1	5	6	0	15	5	1	0	1	0	1	36	
03 Malcolm Grant	g	4	11	2	7	4	5	0	4	4	3	14	2	5	0	0	0	36		
25 Garris Adams	g	1	5	0	2	1	2	2	6	8	3	3	0	1	0	1	0	1	26	
04 Trey McKinney Jones	4	6	4	2	3	2	2	0	4	4	2	12	0	2	0	2	0	1	24	
10 Raphael Akpejori	3	3	0	0	1	1	3	0	3	1	7	0	0	2	1	2	1	12		
15 Ron Brown	1	6	1	4	4	4	4	1	2	3	2	7	1	2	0	0	1	17		
TEAM												3	3							
Totals	21	54	7	22	20	25	14	28	42	18	69	10	14	3	7	20				

TOTAL FG%	1st Half: 11-29 37.9%	2nd Half: 10-25 40.0%	Game: 38.9%
3-Pt. FG%	1st Half: 3-10 30.0%	2nd Half: 4-12 33.3%	Game: 31.8%
FT Throw %	1st Half: 2-5 40.0%	2nd Half: 18-20 90.0%	Game: 80.0%

Score by Periods	1st	2nd	Total
Tennessee Tech	32	26	58
Miami	27	42	69

Officials: Karl Hess, Tony Dawkins, Tim Ebersole

Technical fouls: Tennessee Tech-None. Miami-None.

Attendance: 3,600

Points in the paint-TTU 17,UM 24. Points off turnovers-TTU 13,UM 21.

2nd chance points-TTU 3,UM 13. Fast break points-TTU 9,UM 0.

Bench points-TTU 20, UM 26. Score tied-1 time. Lead changed-2 times.

Last FG-TTU 2nd-02:07, UM 2nd-00:36.

Largest lead-TTU by 9 2nd-11:49, UM by 11 2nd-00:15.

**Rutgers 57 vs. Miami 72**      **Game 2**  
**11-13-11**      **at BankUnited Center**

Durand Scott and Malcolm Grant scored 19 points each to lead Miami past Rutgers 72-57 on Tuesday night. Scott's running jumper with 7:13 remaining ended a Miami field-goal drought of 8:40 and stopped a 15-2 Scarlett Knights' run that cut into a 19-point Hurricanes lead. Myles Mack's 3-pointer from the corner with 9:29 remaining capped the run and got the Knights to within six, 48-42. Miami secured the win as Scott scored five points and Grant converted four free throws in the final 3:01. Austin Carroll led the Knights (1-1) with 11 points and Eli Carter finished with 10 points. Florida transfer Kenny Kadji scored 13 points for the Hurricanes (2-0). The Hurricanes expanded a 35-25 halftime lead, outscoring the Knights 11-2 in the first 4:42 of the second half. Kadji keyed the run with five points, including a three-point play for a 45-27 lead with 15:53 left to play. Miami finished 10 of 23 from 3-point range and Rutgers shot 9 of 23 from behind the arc. But the Knights only took six free throw attempts and failed to convert a shot. The Knights rallied from a 16-point deficit with a 10-2 spurt late in the first half. Mike Poole's 3-pointer with 4:02 left capped the run and cut Miami's lead to 31-23. The Hurricanes ran off to a 14-4 lead in the first 4:53. Scott and Kenny Kadji scored two field goals each during the spurt. Consecutive 3-pointers from Scott and freshman Shane Larkin increased the Hurricanes' lead to 20-6 with 12:52 remaining. The 3-pointers were part of an 8:30 stretch when all six Miami field goals came from behind the arc. Larkin, son of former Cincinnati Reds shortstop Barry Larkin, played in his first collegiate game Tuesday. Grant's 3-pointer with 6:37 left ended the string of long-distance baskets and gave the Hurricanes their biggest lead of the half, 29-13.

Rutgers 1-1		tot		3-pt		rebounds										
#	Player	fg	fta	fg	fta	ft	fta	of	de	tot	pf	a	b	s	min	
21	JOHNSON, Austinf	1	4	0	0	0	0	2	2	4	3	2	0	1	17	
55	BIRUTA, Gylidas f	4	9	0	0	0	4	7	4	11	3	8	3	1	00	
04	MACK, Mike	3	9	2	6	0	0	0	2	2	1	8	2	2	00	
05	CARTER, Eli	g	4	14	2	7	0	0	0	0	10	1	3	0	23	
11	MILLER, Dane	g	3	9	1	2	0	4	3	7	2	7	0	1	10	
01	SEARGEAS, Jerome	1	7	0	4	0	0	2	0	2	3	2	1	3	00	
02	CARROLL, Austin	4	4	3	3	0	0	1	1	1	11	3	0	0	17	
10	POOLE, Mike	2	5	1	1	0	0	0	1	1	3	5	1	3	19	
15	RANDALL, Derrick	0	0	0	0	0	0	0	0	0	0	0	0	0	4	
24	KONE, Malik	2	4	0	0	0	0	2	2	4	1	4	1	0	16	
TEAM		5 2 7														
Totals		24	65	9	23	0	6	22	17	39	17	57	12	14	2	200

TOTAL FG%	1st Half: 11-28 39.3%	2nd Half: 13-37 35.1%	Game: 36.9%
3-Pt. FG%	1st Half: 3-11 27.3%	2nd Half: 6-12 50.0%	Game: 39.1%
FThrow %	1st Half: 0-4 0.0%	2nd Half: 0-2 0.0%	Game: 0.0%

Miami 2-0		tot		3-pt		rebounds											
#	Player	f	g	f	g	f	g	f	a	b	p	t	a	b	s	min	
21	Erik Swoope	f	2	2	0	0	2	4	3	5	8	3	6	1	0	2	33
35	Kenny Kadji	c	6	1	0	1	1	4	2	3	5	2	13	1	1	2	30
01	Durand Scott	g	7	12	2	3	4	2	3	5	0	19	4	0	2	33	
03	Malcolm Grant	g	5	14	4	11	5	6	1	1	2	1	19	2	0	27	
25	Garrison Adams	g	3	5	3	5	0	1	1	2	3	1	9	2	3	24	
00	Shane Larkin		1	1	1	1	0	0	0	1	1	0	3	1	3	12	
04	Trey McKinney Jones	0	0	0	0	0	0	0	2	2	0	0	0	0	0	16	
10	Raphael Ajekpori	1	2	0	0	1	2	0	1	1	3	1	3	1	0	7	
15	Rion Brown	0	4	0	2	0	0	2	2	4	1	0	1	1	0	8	
TEAM							2		1		3		2				
Totals		25	51	1023	1221	1321	34	11	72	13	10	7	200				

TOTAL FG%	1st Half: 14-25 56.0%	2nd Half: 11-26 42.3%	Game: 49.0%
3-Pt. FG%	1st Half: 7-13 53.8%	2nd Half: 3-10 30.0%	Game: 43.5%
FT Throw %	1st Half: 0-2 0.0%	2nd Half: 12-19 63.2%	Game: 57.1%

Score by Periods	1st	2nd	Total
------------------	-----	-----	-------

Score by Period	1st	2nd	3rd
Rutgers	25	32	57
Miami	35	37	72

Officials: Bryan Kersow, Roger Ayers, Brian O'Connell

Officials: Bryan K.  
Technical fouls: 8

Attendance: 3 1/2

Points in the paint-RUTGERS 16,UM 26. Points off turnovers-RUTGERS 4,UM 22.

2nd chance points-RUTGERS 13,UM 15. Fast break points-RUTGERS 3,UM 8.

Bench points-BUTGERS 22, UM 6. Score tied-1 time. Lead changed-0 times.

Last FG-RUTGERS 2nd-00:34, UM 2nd-00:42.

Largest lead-RUTGERS None, UM by 19 2nd-15:18.

# North Florida 62 vs. Miami 75 11-19-11 at BankUnited Center

Garrius Adams scored 14 points as Miami defeated North Florida 75-62. The Ospreys rallied from an 18-point deficit early in the second half and got to within six, at 66-60 on Parker Smith's 3-pointer with 3:10 remaining. The Hurricanes (3-0) held North Florida scoreless in the next 1:32 and secured the win as Durand Scott converted four free throws and Kenny Kadji added another foul shot. Miami converted 20 of 26 free throws, while the Ospreys finished 8 of 14 from the free-throw line. Travis Wallace scored 16 points, 12 in the second half, for North Florida (1-3). The loss was the Ospreys' third straight in their all-time series against Miami, but the result was much closer than the Hurricanes' 85-63 victory in 2007 and 94-41 rout in 2008. Held to five points in the first half, Malcolm Grant responded with eight second-half points. Grant hit consecutive 3-pointers in a 37-second span that gave Miami a 48-32 lead with 14:17 to play. Shane Larkin's 3-pointer with 12:41 remaining gave the Hurricanes their biggest lead, at 50-32. Erik Swoope's basket and two free throws in the first 37 seconds of the second half gave Miami its first double-digit lead, 35-25. The Hurricanes took the lead for good after outscoring the Ospreys 12-2 during a 1:53 stretch early in the first half. Raphael Akpejori's put-back basket with 12:13 remaining ended the spurt and gave Miami a 16-10 lead. North Florida stayed within striking distance on Jeron Granberry's second 3-pointer that cut Miami's lead to 18-15 with 8:15 left. Granberry finished the first half with four 3-pointers on 4-of-6 shooting from behind the arc, but was held scoreless in the second half. He finished with 12 points. Adams' jumper with 40 seconds remaining gave Miami a 31-25 lead at halftime.

UNF 1-3	tot	3-pt	rebounds										
## Player	fg	fga	fga	fta	fta	of	de	tot	pf	tp	a	b	s min
04 WILSON, Will	* 0	0	0	0	0	2	2	1	0	3	3	0	25
05 KROY, Charles	* 0	1	0	0	0	1	1	0	0	1	0	1	13
15 GRANBERRY, Jeron*	4	8	4	7	0	0	0	1	12	0	1	0	19
21 DIAZ, David	* 5	11	0	1	3	4	5	4	13	1	5	0	26
24 JEUNE, Andy	* 1	2	0	0	0	1	2	3	5	2	0	2	17
01 WALLACE, Travis	7	14	0	1	2	6	1	7	0	16	0	1	21
03 SMITH, Parker	3	11	3	8	0	1	0	1	9	2	0	0	24
14 WILLIAMS, Jimmy	0	3	0	1	0	0	0	5	0	4	1	0	23
22 SAUEY, Matt	1	1	0	0	1	0	5	1	3	1	0	0	17
25 LANDERS, Fred	2	6	1	2	3	1	2	3	2	7	2	0	15
TEAM						4	2	6					
Totals	23	57	8	21	8	14	18	19	37	20	62	14	13 2 3 200

TOTAL FG%	1st Half: 9-23 39.1%	2nd Half: 14-34 41.2%	Game: 40.4%
3-Pt. FG%	1st Half: 5-12 41.7%	2nd Half: 3-9 33.3%	Game: 38.1%
F Throw %	1st Half: 2-4 50.0%	2nd Half: 6-10 60.0%	Game: 57.1%

Miami 3-0	tot	3-pt	rebounds										
## Player	fg	fga	fga	fta	fta	of	de	tot	pf	tp	a	b	s min
01 Durand Scott	* 1	10	0	1	9	10	3	3	4	11	1	0	1 33
03 Malcolm Grant	* 4	11	3	6	2	3	0	3	0	13	2	0	0 30
21 Erik Swoope	* 3	3	0	0	2	4	2	1	3	4	8	1	1 2 33
25 Garrius Adams	* 4	8	2	5	4	3	2	5	0	14	2	1	0 29
35 Kenny Kadji	* 4	7	0	0	1	2	4	6	10	2	9	3	1 22
00 Shane Larkin	3	5	1	1	0	2	2	1	8	2	2	0	1 16
04 Trey McKinney Jones	3	6	1	3	0	0	1	2	3	1	7	2	1 0 15
10 Raphael Akpejori	2	4	0	0	1	2	3	1	4	3	5	0	0 4 22
TEAM						2	2						
Totals	24	54	7	18	20	26	15	20	35	15	75	13	8 5 200

TOTAL FG%	1st Half: 13-34 38.2%	2nd Half: 11-20 55.0%	Game: 44.4%
3-Pt. FG%	1st Half: 4-12 33.3%	2nd Half: 3-6 50.0%	Game: 38.9%
F Throw %	1st Half: 1-2 50.0%	2nd Half: 19-24 79.2%	Game: 76.9%

Officials: Brian Dorsey, Tony Greene, Ray Natili  
Technical fouls: UNF-None. Miami-None.

Attendance: 3,483

Score by Periods	1st	2nd	Total
UNF	25	37	62
Miami	31	44	75

Points in the paint-UNF 28,UM 24. Points off turnovers-UNF 11,UM 16.  
2nd chance points-UNF 16,UM 17. Fast break points-UNF 0,UM 12.  
Bench points-UNF 35,UM 20. Score tied-1 time. Lead changed-3 times.  
Last FG-UNF 2nd-01:24, UM 2nd-06:47.  
Largest lead-UNF by 4 1st-14:53, UM by 18 2nd-13:35.

# FGCU 50 vs. Miami 60 11-22-11 at BankUnited Center

Malcolm Grant scored 21 points to lead Miami past Florida Gulf Coast 60-50 on Tuesday night. Grant secured the win, converting 5 of 6 free throws in the final 1:21, as the Hurricanes (4-0) held off a comeback attempt from the Eagles (2-3). Sherwood Brown's third 3-pointer with 1:26 remaining got Florida Gulf Coast within seven at 55-48. After Grant converted two free throws with 1:21 left, Brown hit a driving jumper with 55 seconds remaining to cut the Miami lead to seven, 57-50. Brown scored 19 points to lead Florida Gulf Coast. The Eagles rallied from an 18-point halftime deficit with a 9-0 run in the first 4:16 of the second half. Sherwood Brown's 3-pointer with 15:44 left capped the run and put Florida Gulf Coast within nine, 42-33. Following the 3, neither team scored until Miami finally got on the board on Erik Swoope's slam dunk with 13:06 remaining. Miami broke open a close first half with a 23-6 run in the final 6 minutes. Grant keyed the spurt with 10 points, including two 3-pointers. The Eagles entered the game shooting 43 percent from 3-point range but shot only 3-of-15 against Miami. Brown converted the three Florida Gulf Coast 3-pointers, all in the second half. Shane Larkin dribbled length of the court and hit a driving layup at the buzzer that gave the Hurricanes a 42-24 lead at halftime. Eddie Murray scored consecutive baskets as the Eagles scored six unanswered points early in the first half and took a 10-6 lead with 13:53 remaining. Dante Holmes' lay-up kept Florida Gulf Coast within one at 19-18 with 6:32 remaining before Hurricanes went on their late first half surge.

FGCU 2-3	tot	3-pt	rebounds										
## Player	fg	fga	fga	fta	fta	of	de	tot	pf	tp	a	b	s min
20 FIELER, Chase	f 0	0	0	0	1	2	4	6	0	1	1	2	0 28
34 CANTINOL, Kevin c	2	6	0	0	0	2	2	4	3	4	0	2	1 16
02 THOMPSON, Benard g	2	5	0	1	1	2	5	6	3	5	1	4	0 1 27
03 COMER, Brett g	3	9	0	0	0	1	2	2	1	6	4	4	0 24
25 BROWN, Sherwood g	8	12	3	7	0	0	3	8	11	5	19	0	1 0 29
01 HOLMES, Dante	2	7	0	3	2	2	2	2	6	0	1	0	0 19
05 WARD, Christophe	4	0	3	2	2	0	3	4	2	0	2	0	0 23
15 CVJETICANIN, Filip	0	1	0	1	0	0	0	0	0	0	1	1	0 16
23 MURRAY, Eddie	3	5	0	0	2	3	0	2	2	4	8	0	1 1 10 18
TEAM						1	1						
Totals	20	49	3	15	7	11	9	28	37	22	50	7	17 5 1 200

TOTAL FG%	1st Half: 11-29 37.9%	2nd Half: 9-20 45.0%	Game: 40.8%
3-Pt. FG%	1st Half: 0-7 0.0%	2nd Half: 3-8 37.5%	Game: 20.0%
F Throw %	1st Half: 2-4 50.0%	2nd Half: 5-7 71.4%	Game: 63.6%

Miami	tot	3-pt	rebounds										
## Player	fg	fga	fga	fta	fta	of	de	tot	pf	tp	a	b	s min
21 Erik Swoope	f 2	5	0	0	0	3	0	3	3	4	4	0	1 0 22
35 Kenny Kadji	c 2	6	0	0	2	2	3	2	5	1	6	0	2 0 23
01 Durand Scott	g 2	8	0	3	1	2	1	4	5	5	1	2	35
03 Malcolm Grant	g 5	14	4	11	7	10	0	4	4	1	21	0	0 2 32
25 Garrius Adams	g 2	8	2	7	1	2	0	4	4	1	7	1	2 0 32
00 Shane Larkin	2	6	1	3	3	3	1	5	6	1	8	4	1 0 1 28
04 Trey McKinney Jones	3	9	0	3	3	4	2	3	5	2	9	2	1 0 22
10 Raphael Akpejori	0	0	0	0	0	0	0	0	0	1	0	0	1 0 6
TEAM						2	2	4					
Totals	18	56	7	27	17	23	12	24	36	12	60	12	7 4 7 200

TOTAL FG%	1st Half: 14-32 43.8%	2nd Half: 4-24 16.7%	Game: 32.1%
3-Pt. FG%	1st Half: 5-15 33.3%	2nd Half: 2-12 16.7%	Game: 25.9%
F Throw %	1st Half: 9-11 81.8%	2nd Half: 8-12 66.7%	Game: 73.9%

Officials: Doug Simmons, Ron Groover, J.B. Caldwell  
Technical fouls: Florida Gulf Coast-None. Miami-None.  
Attendance: 3,316

Score by Periods	1st	2nd	Total
Florida Gulf Coast	24	26	50
Miami	42	18	60

Points in the paint-FCGU 26,UM 12. Points off turnovers-FCGU 4,UM 17.  
2nd chance points-FCGU 10,UM 6. Fast break points-FCGU 2,UM 7.  
Bench points-FCGU 16,UM 17. Score tied-6 times. Lead changed-2 times.  
Last FG-FCGU 2nd-00:55, UM 2nd-02:04.  
Largest lead-FCGU by 4 1st-13:53, UM by 18 1st-01:01.

# Miami 61 at Ole Miss 64 (ot) 11-25-11 at Smith Coliseum

Dundreous Nelson scored 17 points, while Murphy Holloway added 13 points and a game-high 17 rebounds Friday night as Mississippi defeated Miami 64-61 in overtime. The Rebels (5-1) took the lead for good, 60-58, on a dunk by Holloway with 3:06 left in overtime and survived potential game-winning and game-tying shots by Malcolm Grant at the end of regulation and in overtime. Jarvis Summers had 13 points and Terrence Henry added 12 for Ole Miss. The Rebels played without starting forward Reginald Buckner, who sat out due to a knee injury suffered in practice Thursday. He is expected to return in December. Ole Miss raced to a 17-0 lead in the opening 8 minutes and led 46-41 with 8 minutes left in regulation before Miami rallied to force overtime. Grant led the Hurricanes (4-1) with 22 points, including 6 of 12 from 3-point range. Grant's final 3-point shot pulled Miami within 62-61 with 21 seconds remaining in overtime. Ole Miss followed Grant's 3 with a pair of free throws from Summers with 20 seconds left to build the 64-61 cushion. Durand Scott added 13 points and Trey McKinney 12 for Miami. Scott had his final shot blocked by Nelson and Grant recovered the ball outside the 3-point line, but was forced to rush an unsuccessful 3 at the buzzer. Miami, which trailed 29-25 at halftime, finished 22 of 60 (36.7 percent) from the field. Ole Miss was 19 of 50 (38 percent) from the field. The Hurricanes were 8 of 13 (61.5 percent) from the free-throw line, while the Rebels finished 19 of 30 (63.3 percent) from the stripe. In overtime, Ole Miss converted 8 of 10 free-throw opportunities, including five from Summers. Miami managed only 2 of 4 in the extra frame, both from Scott. The win was the first at home for Ole Miss over an ACC opponent and marked its first win over an ACC team since a March 2008 quarterfinal win in the National Invitational Tournament at Virginia Tech.

Miami 4-1	tot	3-pt	rebounds										
## Player	fg	fga	fga	fta	fta	of	de	tot	pf	tp	a	b	s min
21 Erik Swoope	f 3	4	0	0	0	2	1	3	4	6	0	2	1 0 36
35 Kenny Kadji	f 1	4	0	0	0	0	1	1	2	0	1	2	0 11
01 Durand Scott	g 3	9	1	3	6	0	6	3	3	13	4	6	0 1 43
03 Malcolm Grant	g 8	18	6	12	0	0	0	6	3	2	22	1	0 0 41
25 Garrius Adams	1	5	0	2	2	4	1	6	7	2	4	1	2 0 30
00 Shane Larkin	1	8	0	0	0	1	1	2	4	2	4	2	0 6 29
04 Trey McKinney Jones	5	10	2	5	0	0	2	7	9	5	12	3	2 0 31
10 Raphael Akpejori	0	1	0	0	0	1	0	1	0	0	0	0	0 2
15 Rion Brown	0	1	0	1	0	0	0	0	0	0	0	1	0 1 2
TEAM						3	2	5					
Totals	22	60	9	26	8	13	10	27	37	21	61	13	16 3 11225

TOTAL FG%	1st Half: 9-28 32.1%	2nd Half: 11-25 44.0%	Game: 36.7%
3-Pt. FG%	1st Half: 4-9 44.4%	2nd Half: 4-14 28.6%	Game: 34.6%
F Throw %	1st Half: 3-5 60.0%	2nd Half: 3-4 75.0%	Game: 61.5%

Ole Miss 5-1	tot	3-pt	rebounds										
## Player	fg	fga	fga	fta	fta	of	de	tot	pf	tp	a	b	s min
01 Henry, Terrance	f 2	9	1	3	7	8	1	5	6	2	12	1	1 1 40
31 Holloway, Murphy	f 5	10	0	1	3	6	5	12	17	1	13	1	0 41
04 Cox, Demarco	c 1	2	0	0	0	0	1	2	3	2	2	1	3 1 0 19
20 Williams, Nick	g 2	7	1	4	2	2	0	3	3	7	2	1	0 2 33
32 Summers, Jarvis	g 3	8	1	4	6	10	0	1	1	4	13	3	1 0 1 32
03 Jones, Jamal	0	0	0	0	0	0	0	0	0	0	0	0	0 2
05 Nelson, Dundreous	6	11	4	8	1	4	0	0	0	4	17	0	6 33 28
12 Aniefiok, Maurice	0	3	0	1	0	0	2	2	2	0	2	1	0 0 18
15 Short, Steadman	0	0	0	0	0	0	1	1	0	0	0	0	1 0 4
34 Jones, Aaron	0	0	0	0	0	0	2	2	0	0	0	0	0 0 8
TEAM						2	2	4					
Totals	19	50	7	21	19	30	39	19	64	11	16	7	6 225

TOTAL FG%	1st Half: 9-23 39.1%	2nd Half: 9-23 39.1%	Game: 38.0%
3-Pt. FG%	1st Half: 5-10 50.0%	2nd Half: 2-9 22.2%	Game: 33.3%
F Throw %	1st Half: 6-9 66.7%	2nd Half: 5-11 45.5%	Game: 63.3%

Officials: Tony Greene, Bert Smith, Chuck Jones  
Technical fouls: Miami-None. Ole Miss-None.  
Attendance: 4,721

Score by Periods	1st	2nd	OT	Total
Miami	25	29	7	61
Ole Miss	29	25	10	64

Points in the paint-UM 20,OLEMISS 20. Points off turnovers-UM 11,OLEMISS 18.  
2nd chance points-UM 4,OLEMISS 9. Fast break points-UM 2,OLEMISS 2.  
Bench points-UM 14,OLEMISS 17. Score tied-6 times. Lead changed-4 times.  
Last

Miami 65 at Purdue 76  
11-29-11Game 6  
at Mackey Arena

Miami went to a small lineup, and Purdue made the Hurricanes pay. The Boilermakers shot 55 percent to defeat Miami 76-65 on Tuesday night in the Big Ten/ACC Challenge. Miami didn't have a starter taller than 6-foot-6. That prompted Purdue, which normally takes more than 40 percent of its shots from beyond the 3-point line, to focus on shooting from close range. The Boilermakers still took 16 3-pointers, but they made 22 of 31 shots inside the 3-point line. Hurricanes coach Jim Larranaga knew he was taking a risk. Robbie Hummel had 17 points and five rebounds, Lewis Jackson scored 15 points and Terone Johnson added 13 for the Boilermakers, who won their Challenge matchup for the third straight year and claimed their 22nd straight home victory. Jackson is only 5-foot-9, but he was one of the main beneficiaries of Purdue's aggressive approach. The point guard constantly weaved his way through Miami's defense. Purdue reserves Terone Johnson and Anthony Johnson combined to score 15 points in the second half. Malcolm Grant and Shane Larkin each scored 16 points for Miami (4-2). Larkin had averaged just 5.3 points this season before the outburst. But the Boilermakers held Miami to 39 percent shooting, in part because they stopped Miami's penetration. The Hurricanes have dropped their first two road games. They lost 64-61 at Mississippi on Friday night. Purdue led 37-25 lead at halftime. Hummel had nine points and Jackson eight at the break. Jackson opened the second-half scoring with an acrobatic layup. He was fouled on the shot and converted the three-point play. Purdue increased its lead to 49-36 before Larkin hit two 3-pointers during an 8-0 run to cut the deficit to 49-44. Purdue regained control with a layup by Anthony Johnson and a basket by Terone Johnson after a steal by Jacob Lawson. Kelsey Barlow then stole Miami's inbound pass and found Anthony Johnson for a layup to push Purdue's lead back up to 61-50 with 8:40 to play. The Boilermakers remained in control from there. Hummel made 4 of 4 free throws in the final minute to seal the win.

Miami 4-2		tot		3-pt		rebounds																							
#	Player	fg	fga	ft	fta	of	de	tot	pf	tp	a	b	s	min															
21	Erik Swoope	2	2	0	0	0	0	0	1	1	5	4	1	1	19														
01	Durand Scott	3	7	0	2	6	10	1	1	2	3	12	2	1	00	32													
03	Malcolm Grant	6	15	2	6	2	2	0	3	3	3	2	16	1	3	02	35												
04	Trey McKinney Jones	3	10	2	6	2	2	2	5	7	2	10	4	1	00	32													
25	Garrus Adams	1	5	0	2	0	0	0	1	1	3	2	1	0	00	21													
00	Shane Larkin	5	9	4	2	2	0	0	4	16	2	1	0	0	01	21													
10	Raphael Akpejor	0	2	0	0	2	2	5	7	3	2	1	3	0	1	14													
15	Rion Brown	1	4	0	3	1	2	1	4	0	3	0	0	0	00	24													
35	Kenny Kadji	0	0	0	0	0	0	0	0	0	0	0	0	1	00	2													
TEAM																													
Totals		21		54		8		23		1520		10		19		22		65		12		11		1		4		200	

TOTAL FG% 1st Half: 8-29 27.6% 2nd Half: 13-25 52.0% Game: 38.9%  
3-Pt. FG% 1st Half: 3-12 25.0% 2nd Half: 5-11 45.5% Game: 34.8%  
F Throw % 1st Half: 6-8 75.0% 2nd Half: 9-12 75.0% Game: 75.0%

Purdue 7-1		tot		3-pt		rebounds											
#	Player	fg	fga	ft	fta	of	de	tot	pf	tp	a	b	s	min			
04	Hummel, Robbie	5	8	1	4	6	7	0	5	5	3	17	0	1	10	32	
12	Barlow, Kelsey	* 1	7	0	1	5	6	1	3	4	3	7	2	0	12	29	
23	Jackson, Lewis	* 4	7	0	1	7	11	1	3	4	3	15	2	3	00	23	
24	Smith, Ryne	* 2	5	2	5	0	0	0	1	1	1	6	2	2	00	25	
55	Marcus, Sandi	* 1	1	0	2	3	0	2	2	1	4	0	3	00	11		
00	Johnson, Terone	6	9	1	3	0	1	1	2	3	1	13	1	0	10	22	
01	Johnson, Anthony	4	7	0	2	0	0	0	3	3	1	8	2	0	01	23	
21	Byrd, D.J.	0	0	0	0	0	0	0	0	0	2	0	0	00	9		
34	Lawson, Jacob	2	2	0	0	1	1	0	1	0	1	2	4	0	02	18	
50	Carroll, Travis	1	1	0	0	0	0	2	1	3	0	2	1	1	00	8	
TEAM																	
Totals		26		47		4		16		20		29		6		22	

TOTAL FG% 1st Half: 14-26 53.8% 2nd Half: 12-21 57.1% Game: 55.3%  
3-Pt. FG% 1st Half: 3-10 30.0% 2nd Half: 1-6 16.7% Game: 25.0%  
F Throw % 1st Half: 6-8 75.0% 2nd Half: 14-21 66.7% Game: 69.0%

Officials: Mike Sanzere, Lamont Simpson, Ed Corbett  
Technical fouls: Miami-None. Purdue-None.

Attendance: 13,927

Score by Periods	1st	2nd	Total
Miami	25	40	65
Purdue	37	39	76

Points in the paint-UM 0, PUR 0. Points off turnovers-UM 5, PUR 13.  
2nd chance points-UM 10, PUR 4. Fast break points-UM 0, PUR 0.  
Bench points-UM 21, PUR 27. Score tied-3 times. Lead changed-3 times.  
Last FG-UM 2nd-01:00, PUR 2nd-02:26.  
Largest lead-UM by 2 1st-19:12, PUR by 14 2nd-15:09.

UMass 75 vs. Miami 83  
12-03-11Game 7  
BankUnited Center

Durand Scott scored 16 points to lead Miami to an 83-75 victory over Massachusetts. Scott scored all of his points on free throws as he finished 0-for-6 from the field but made 16-of-18 free throw attempts. Scott also had six assists and six rebounds. The Hurricanes (5-2) overcame a Minutemen comeback and clinched the win on Kenny Kadji's slam dunk with 24 seconds remaining for an 81-74 lead. Massachusetts had three attempts to cut a 79-74 deficit under two minutes but Sean Carter missed two free throws, Chaz Williams' running jumper fell off the rim and Kadji blocked Carter's short field goal attempt with 1:31 left. Malcolm Grant scored 15 points and Shane Larkin finished with 14 points for the Hurricanes. Williams scored 22 points to lead the Minutemen (6-3). Williams converted four free throws and Raphael Putney scored two free throws as The Minutemen rallied from a 73-64 deficit and cut the Miami lead to 73-70 with 4:29 left. Williams' jumper with 2:36 left again cut the Miami lead to 77-74. Scott converted two free throws with 2:01 left and pushed the Hurricanes' advantage to 79-74. Massachusetts rallied from its second 11-point deficit early in the second half with seven unanswered points. Carter's dunk with 11:59 remaining capped the run and got the Minutemen within 50-46. Grant and Trey McKinney Jones scored five points each and Scott converted 5-of-6 free throws as Miami outscored Massachusetts, 17-1, and took the lead for good during a 7:56 stretch late in the first half. Grant's corner 3-pointer with 1:45 remaining capped the run and gave the Hurricanes a 39-26 lead. The Minutemen's field goal scoring drought ended on Carter's dunk with 1:31 remaining. Massachusetts missed five field goal attempts and committed three turnovers during the Hurricanes' spurt. Jesse Morgan's jumper with 39 seconds remaining cut Miami's lead to 41-31 at halftime. The Hurricanes twice had seven-point leads in the opening four minutes of the first half but the Minutemen kept the deficit within two possessions. Williams' second of consecutive 3-pointers gave Massachusetts a 25-22 lead with 8:41 left.

UMASS 6-3		tot-fg		3-pt		rebounds											
#	Player	fg	fga	fg	fga	ft	fta	of	de	tot	pf	tp	a	b	s	min	
33	VINSON, Terrell	f	1	4	0	3	3	4	0	6	6	3	5	1	4	00	26
54	CARTER, Sean	c	4	8	0	4	7	5	3	8	4	12	2	1	1	29	
00	FARRELL, Javon	j	1	6	1	2	2	2	1	2	3	3	5	2	1	01	22
03	WILLIAMS, Chaz	c	6	17	3	6	7	8	2	2	4	22	4	2	0	1	39
04	RILEY, Freddie	f	2	9	1	5	1	2	1	4	5	1	6	0	0	02	16
01	ESHO, Maxie	m	1	3	0	0	1	2	1	2	3	3	0	2	0	1	15
05	MORGAN, Jesse	a	4	9	2	6	0	0	1	2	1	10	2	0	0	00	24
10	LALANNE, Cady	c	2	4	0	0	0	0	2	4	6	4	4	0	2	0	10
34	PUTNEY, Raphael	p	3	6	0	2	2	2	0	4	4	8	2	1	2	0	19
TEAM		4															
Totals		24		66		7		24		2027		17		28		25	

TOTAL FG% 1st Half: 11-30 36.7% 2nd Half: 13-36 36.1% Game: 36.4%  
3-Pt. FG% 1st Half: 5-13 38.5% 2nd Half: 2-11 18.2% Game: 29.2%  
F Throw % 1st Half: 4-7 57.1% 2nd Half: 16-20 80.0% Game: 74.1%

Miami 5-2		tot		fg		3-pt		rebounds															
#	Player	fg	fga	ft	fta	of	de	tot	pf	tp	a	b	s	min									
04	Trey McKinney Jones	4	9	2	5	0	8	8	4	10	3	1	0	32									
10	Raphael Akpejor	2	2	0	0	2	3	2	1	3	4	6	0	10	15								
00	Shane Larkin	4	9	2	3	4	1	3	4	14	2	3	1	22									
01	Durand Scott	0	6	0	0	16	18	2	4	6	3	16	6	1	36								
03	Malcolm Grant	5	14	3	7	2	4	0	2	2	3	15	2	2	01	34							
15	Rion Brown	2	6	1	2	2	2	1	1	2	7	0	3	1	0	19							
21	Erik Swoope	3	6	0	0	2	1	2	3	6	1	0	1	0	10	17							
35	Kenny Kadji	4	7	0	0	1	3	2	5	7	3	9	0	1	30	25							
TEAM																							
Totals		24		59		17		2736		10		30		40		141		17		6		200	

TOTAL FG% 1st Half: 13-32 40.6% 2nd Half: 11-27 40.7% Game: 40.7%  
3-Pt. FG% 1st Half: 5-9 55.6% 2nd Half: 3-8 37.5% Game: 47.1%  
F Throw % 1st Half: 10-12 83.3% 2nd Half: 17-24 70.8% Game: 75.0%

Officials: Brian O'Connell, Tim Kelly, Sean Hull  
Technical fouls: UMASS-None. Miami-None.

Attendance: 3,653

Score by Periods	1st	2nd	Total
UMass	31	44	75
Miami	41	42	83

Points in the paint-UMASS 18, UM 20. Points off turnovers-UMASS 11, UM 19.  
2nd chance points-UMASS 14, UM 10. Fast break points-UMASS 7, UM 11.  
Bench points-UMASS 25, UM 22. Score tied-6 times. Lead changed-3 times.  
Last FG-UMASS 2nd-02:36, UM 2nd-00:23.  
Largest lead-UMASS by 3 1st-08:43, UM by 13 1st-01:46.

Memphis 71 vs. Miami 54  
12-06-11Game 8  
BankUnited Center

Sophomore Will Barton had career highs of 27 points and 14 rebounds to help No. 21-ranked Memphis overcome a poor night of outside shooting and beat the Miami Hurricanes 71-54 Tuesday night. The Tigers, who sank 15 3-pointers in a rout three nights earlier, went 1 for 12 from beyond the arc. They repeatedly worked the ball inside in the second half to pull away. Memphis (5-2) won its third game in a row. The Hurricanes (5-3) lost in their first game against a ranked team, and the defeat snapped a streak of 27 consecutive non-conference home victories. Barton shot 12 for 20, including three alley-oop dunks, and he added four steals. Chris Crawford totaled nine points, five assists and four steals. Adonis Thomas had 10 rebounds for the Tigers, who had a 44-37 advantage on the boards. The Hurricanes raced to a 7-0 lead but cooled off after that and shot just 36 percent. Their point total was a season low. Miami's talented guard trio of Durand Scott, Malcolm Grant and Shane Larkin combined for only 22 points. Kenny Kadji had 12 points for the Hurricanes, and Scott and Trey McKinney Jones added 10 apiece. There were seven lead changes in the first half. The Tigers took a 27-26 lead into the second half and slowly pulled away. Joe Jackson was 0 for 6 from the field before he sank the Tigers' only 3-pointer to put them up 40-35. Crawford fed Barton for scores on consecutive possessions, then made a three-point play that made it 53-46. Stan Simpson's layup gave the Tigers their first double-digit lead, 59-49, and the Tigers sank eight free throws in the final four minutes to increase their cushion. The Hurricanes sank consecutive 3-pointers en route to the 7-0 lead. Barton made a steal and dunk for the Tigers' first basket, then scored on their next two possessions as well. Barton dunked on an alley-oop pass from Crawford to give the Tigers their first lead, 14-13. The Hurricanes missed eight of their final nine shots in the opening half to fall behind for good.

Memphis 5-2		totfg				3-pt				rebounds					
#	Player	fg	fga	ft	fta	of	de	tot	pf	tp	a	b	s	min	
11	WHERFON, Wesley	0	6	0	2	0	0	1	3	4	2	0	0	2	00
32	SIMPSON, Stan	3	3	0	0	2	2	0	1	1	3	8	0	0	10
01	JACKSON, Joe	1	7	1	3	5	6	0	1	1	1	8	3	0	10
03	CRAWFORD, Chris	4	6	0	1	1	1	0	1	1	4	9	5	2	14
05	BARTON, Will	9	12	2	3	7	5	9	14	1	27	3	1	24	39
02	BARTON, Antonio	2	3	0	0	0	0	1	1	3	4	1	1	01	24
10	BLACK, Tarik	3	4	0	0	3	4	3	6	4	9	0	1	10	26
35	THOMAS, Adonis	3	11	0	4	0	0	2	8	10	1	6	0	0	11
TEAM														1	
Totals		28		60		12		1420		13		28		41	

TOTAL FG% 1st Half: 12-37 32.4% 2nd Half: 16-23 69.6% Game: 46.7%  
3-Pt. FG% 1st Half: 0-7 0.0% 2nd Half: 1-5 20.0% Game: 8.3%  
F Throw % 1st Half: 3-5 60.0% 2nd Half: 11-15 73.3% Game: 70.0%

Miami 5-3
-----------



West Virginia 77, Miami 66  
12-10-11Game 9  
WVU Coliseum

Darryl "Truck" Bryant scored a career-high 27 points and West Virginia's defense put the clamps on Miami for a 77-66 non-conference victory Saturday night. For the Mountaineers (6-2), it was their second straight victory in about 48 hours after upsetting Kansas State in double overtime Thursday night. Miami (5-4) lost for the fourth time in its last five contests. The Hurricanes started the season 4-0. Malcolm Grant scored 17 points to lead the Hurricanes and Kenny Kadji and Garrius Adams had 15 points apiece. The Hurricanes owned a 37-35 first half lead as both teams shot 50 percent from the field. The edge belonged to the visitors because they made 6 of 12 triples in the first 20 minutes. But after intermission, West Virginia stifled the Hurricanes, who continually came up with empty possessions as Bryant and the Mountaineers pushed the lead. In fact, Miami's first field goal came with 11:01 left in the game. By then, WVU had the tussle in hand. Trailing by a basket, West Virginia jumped out to an 8-0 lead for a 43-37 lead with 17:26 left. Bryant and Kilici scored all 12 points as the Mountaineers assumed a 51-39 lead with 14:56 to go. In fact, Miami went seven consecutive possessions without scoring a field goal. The Hurricanes' three free throws at the time were not enough against a soaring West Virginia team, which had outscored Miami 25-3 for the 11:27 mark. Freshman Aaron Brown's 3-pointer at that juncture gave the Mountaineers their largest lead, 60-40. West Virginia shot 54 percent (27 of 50) from the floor, 40 percent from long range (8 of 20) and 83.3 percent from the foul line (15 of 18). After hitting half of their 30 first-half shots, the Hurricanes made just 36 percent from the field (9 of 25) and 27.3 (3 of 11) from 3 in the second half. Miami outrebounded West Virginia 15-14 in the first half, but like the defense, the board work picked up for the home team. It out-caromed the Hurricanes 33-26 for the game.

Miami 5-4		tot		3-pt		rebounds							
#	Player	fg	fga	fg	fga	ft	fta	of	de	tot	pf	a	b s min
21	Erik Swoope	f	0	2	0	0	0	1	2	3	2	0	0 0 14
35	Kenny Kadji	c	4	6	3	3	4	0	3	3	5	15	1 3 0 0 30
01	Durand Scott	g	3	10	0	0	0	3	3	6	2	1	0 0 30
03	Malcolm Grant	g	7	14	1	6	2	2	2	1	17	2	1 0 1 37
04	Trey McKinney Jones	g	1	5	0	3	0	0	1	1	4	2	0 2 0 1 20
00	Shane Larkin	g	3	8	1	5	1	2	1	1	8	1	2 0 1 19
10	Raphael Akpejori	g	1	3	0	0	1	2	3	3	0	0	0 0 16
15	Rion Brown	g	0	0	0	0	0	0	0	0	0	0	0 0 22
25	Garrius Adams	g	5	7	4	6	1	3	1	2	3	1	5 2 0 0 1 32
TEAM													
Totals		24		55		9		23		15		18	

TOTAL FG% 1st Half: 15-30 50.0% 2nd Half: 9-25 36.0% Game: 43.6%  
3-Pt. FG% 1st Half: 6-12 50.0% 2nd Half: 3-11 27.3% Game: 39.1%  
F Throw % 1st Half: 1-3 33.3% 2nd Half: 8-12 66.7% Game: 60.0%

WEST VIRGINIA 6-2		tot		3-pt		rebounds							
#	Player	fg	fga	fg	fga	ft	fta	of	de	tot	pf	a	b s min
05	JONES, Kevin	f	4	12	0	4	4	2	7	9	1	12	2 0 1 1 40
13	KILICI, Deniz	f	7	11	0	0	4	6	1	7	8	3	18 5 2 1 0 33
55	MILES, Keaton	f	0	1	0	0	0	0	1	1	1	0	0 0 1 0 6
04	HINDS, Jabarie	g	0	2	0	2	0	0	1	1	1	0	0 0 0 19
25	BRYANT, Darryl	g	9	12	5	7	4	4	4	2	27	4	4 0 1 39
12	BROWN, Aaron	g	3	6	1	3	0	0	1	1	2	1	1 0 0 28
14	BROWNE, Gary	g	3	5	2	4	1	2	2	3	9	6	3 0 0 28
34	NORREN, Kevin	g	1	1	0	0	2	2	1	3	4	0	0 0 1 7
TEAM													
Totals		27		50		8		20		15		18	

TOTAL FG% 1st Half: 13-26 50.0% 2nd Half: 14-24 58.3% Game: 54.0%  
3-Pt. FG% 1st Half: 4-12 33.3% 2nd Half: 4-8 50.0% Game: 40.0%  
F Throw % 1st Half: 5-6 83.3% 2nd Half: 10-12 83.3% Game: 83.3%

Officials: Jim Burr, John Gaffney, Jamie Luckie  
Technical fouls: Miami-None. WEST VIRGINIA-None.  
Attendance: 12,257

Score by Periods		1st	2nd	Total
Miami		37	29	66
WEST VIRGINIA		35	42	77

Kadji (UM) fouled out with 2:19 left in the game.

Points in the paint-UM 14, WVU 24. Points off turnovers-UM 11, WVU 19.  
2nd chance points-UM 5, WVU 7. Fast break points-UM 4, WVU 0.  
Bench points-UM 26, WVU 20. Score tied-2 times. Lead changed-1 time.  
Last FG-UM 2nd-02:09, WVU 2nd-02:18.  
Largest lead-UM by 8 1st-13:48, WVU by 20 2nd-11:27.

Miami 93, FAU 90 (2ot)  
12-17-11Game 10  
BankAtlantic Center

Center Reggie Johnson made his season debut to give the Miami Hurricanes a lift, and they overcame the heroics of freshman Omari Grier to beat Florida Atlantic in double overtime on Saturday 93-90. Johnson, back after undergoing right knee surgery in June, came off the bench and had 15 points, nine rebounds, five blocks and five assists. Grier, making his first start, scored a season-high 27 points. He sank a 3-pointer for the final points in regulation, and another 3 to force the second overtime. Miami (6-4) shot 62 percent, including 14 for 20 from 3-point range. Florida Atlantic (4-7) went 15 for 29 on 3-pointers. The Hurricanes' Kenny Kadji scored 21 points and was chosen as the game's most valuable player in the Orange Bowl Classic game. He went 4 of 5 from 3-point range. Durand Scott added 18 points, and reserve Rion Brown scored 15 in 27 minutes. Raymond Taylor had 20 points and nine assists for Florida Atlantic. Leading scorer Greg Gantt sat out because of a sprained left ankle. The narrow defeat was the second in a row for the Owls against an opponent from a major conference. They led at Mississippi State with less than 10 minutes left Tuesday before losing. Florida Atlantic fell to 1-21 against Miami. Malcolm Grant's 3-pointer with 3:20 left in the game put the Hurricanes ahead to stay, 87-84. Grant then fed Scott for a layup, and Kadji and Scott each made two free throws in the final 68 seconds. Even so, the Owls had a chance to send the game to a third OT, but Taylor missed a 25-footer with one second left. Florida Atlantic trailed 71-65 before sinking three baskets in the final 40 seconds of the second half to force overtime. Grier's 3-pointer with less than 2 seconds left made it 72-68. Grier sank another 3-pointer to tie the game again at 82 with 33 seconds left in the first overtime. He finished 7 of 12 from behind the arc. Scott made a pair of 3-pointers to help the Hurricanes take a 10-2 lead, and their biggest margin was 25-15. Grier hit consecutive 3-pointers and Taylor hit a driving layup during an 8-0 run that gave the Owls their largest lead at 48-43.

FAU 4-7		tot		3-pt		rebounds							
#	Player	fg	fga	fg	fga	ft	fta	of	de	tot	pf	a	b s min
52	White, Kore	f	8	13	2	3	0	4	2	6	0	18	2 0 3 32
02	Taylor, Raymond	g	7	17	4	9	2	2	1	3	2	20	9 4 0 0 46
10	Mavin, Dennis	g	0	2	0	0	0	1	1	2	1	0	2 0 0 12
25	Bertone, Pablo	g	2	12	1	4	1	2	5	6	4	6	2 2 0 42
31	Grier, Omari	g	9	17	7	12	2	2	3	3	2	27	2 1 0 1 47
01	Richardson, Shavar	0	0	0	0	0	0	0	0	0	1	1	0 0 0 4
04	Mattison, Andre	0	0	0	0	0	0	0	0	0	0	0	0 0 1 5
05	Tucker, Alex	4	6	1	4	5	1	2	3	13	7	3	0 6 41
21	McCoys, Jordan	2	4	0	0	1	2	3	6	5	5	0	1 0 0 21
TEAM													
Totals		32		71		15		29		35		18	

TOTAL FG% 1st Half: 10-29 34.5% 2nd Half: 16-29 55.2% Game: 45.1%  
3-Pt. FG% 1st Half: 5-11 45.5% 2nd Half: 8-13 61.5% Game: 51.7%  
F Throw % 1st Half: 5-8 62.5% 2nd Half: 2-2 100% Game: 78.6%

Miami 6-4		tot		3-pt		rebounds							
#	Player	fg	fga	fg	fga	ft	fta	of	de	tot	pf	a	b s min
21	Erik Swoope	f	1	2	0	0	0	0	1	1	2	0	0 1 1 10
35	Kenny Kadji	c	7	11	3	3	4	5	0	3	1	21	0 2 3 37
01	Durand Scott	g	7	11	2	5	2	2	0	1	3	18	2 4 0 0 45
03	Malcolm Grant	g	2	5	2	3	6	0	3	3	2	9	5 0 2 42
04	Trey McKinney Jones	g	4	5	2	3	0	0	3	3	2	10	4 2 1 0 26
00	Shane Larkin	g	1	3	1	2	0	0	2	2	3	4	2 0 1 27
15	Rion Brown	g	5	7	4	5	1	2	0	2	15	0	1 0 0 27
42	Reggie Johnson	g	4	6	0	0	7	10	2	7	9	3	15 5 2 5 1 36
TEAM													
Totals		31		50		14		20		34		18	

TOTAL FG% 1st Half: 13-24 54.2% 2nd Half: 12-17 70.6% Game: 62.0%  
3-Pt. FG% 1st Half: 6-9 66.7% 2nd Half: 5-6 83.3% Game: 70.0%  
F Throw % 1st Half: 2-2 100% 2nd Half: 9-15 60.0% Game: 68.0%

Officials: Ray Matill, Andrew Marotta, Dwayne Gladden  
Technical fouls: FAU-None. Miami-None.  
Attendance: 11,262

Score by Periods		1st	2nd	OT	Total
FAU		30	42	10	82
Miami		34	38	10	82

Points in the paint-FAU 32, UM 28. Points off turnovers-FAU 32, UM 17.  
2nd chance points-FAU 4, UM 2. Fast break points-FAU 9, UM 7.  
Bench points-FAU 19, UM 33. Score tied-11 times. Lead changed-10 times.  
Last FG-FAU OT2-00:09, UM OT2-02:24.  
Largest lead-FAU by 5 2nd-12:31, UM by 10 1st-06:51.

Miami 76, Charlotte 61  
12-22-11Game 11  
Halton Arena

Kenny Kadji scored 18 points and grabbed 10 rebounds and Miami pulled away in the second half to beat Charlotte 76-61 on Thursday night. Durand Scott added 14 points and Reggie Johnson and Rion Brown added 11 each for the Hurricanes (7-4), who made up for the absence of leading scorer Malcolm Grant by shooting 54 percent (27 of 50) from the field and hitting 8 of 19 3-pointers. All-ACC guard Grant was out of the lineup due to a death in his family. Charlotte (7-3) managed to keep things close early, leading twice in the first five minutes - the last at 9-6 on two Braswell free throws with 14:53 to go in the first half. It then tied it at 18 on K.J. Sherrill's free throw with 8:02 left until halftime. The Hurricanes then took the lead on Trey McKinney Jones' 3-pointer from the corner. Miami then closed out the half on a 13-6 run to lead 31-24 at the break. The 49ers opened the second half with a 12-6 run, capped by Derrio Green's 3-pointer with 16:24 left in the second half, to cut the Hurricanes' lead to 37-36. However, Miami responded by hitting five straight 3s - two by Kadji - during a 21-10 run to push its lead to 60-43 with 8:06 remaining. Charlotte got no closer than nine points the rest of the way. Chris Braswell finished with 12 points for the 49ers, who shot just 32.2 percent (19 of 59) - including 8 of 23 on 3-pointers, in snapping their five-game winning streak.

Miami 7-4		tot		3-pt		rebounds							
#	Player	fg	fga	fg	fga	ft	fta	of	de	tot	pf	a	b s min
35	Kenny Kadji	f	7	9	2	2	3	1	9	10	1	18	0 1 2 0 32
42	Reggie Johnson	c	3	7	0	0	5	6	2	5	7	2	1 3 4 2 0 26
00	Shane Larkin	g	2	7	1	5	3	4	0	2	2	1	8 2 2 0 1 34
01	Durand Scott	g	7	12	0	3	0	0	2	2	4	1	14 4 1 0 0 35
04	Trey McKinney Jones	g	2	4	2	4	1	2	4	6	4	7	2 1 0 1 33
05	DeQuan Jones	g	3	6	0	0	1	2	4	6	4	7	0 1 1 0 18
10	Raphael Akpejori	0	0	0	0	0	0	0	0	0	0	0	0 0 0 1
11	Ryan Quiglar	0	0	0	0	0	0	0	0	0	0	0	0 0 0 0+
12	Justin Heller	0	0	0	0	0	0	0	0	0	0	0	0 0 0 0+
15	Rion Brown	g	3	5	3	5	2	2	2	3	11	0	2 0 0 17
21	Erik Swoope	0	0	0	0	0	0	0	1	1	1	0	0 0 0 4
TEAM													
Totals		27		50		8		19		29		17	

TOTAL FG% 1st Half: 12-24 50.0% 2nd Half: 15-26 57.7% Game: 54.0%  
3-Pt. FG% 1st Half: 3-9 33.3% 2nd Half: 5-10 50.0% Game: 42.1%  
F Throw % 1st Half: 4-5 80.0% 2nd Half: 10-13 76.9% Game: 77.8%

Charlotte 7-3		tot		3-pt		rebounds									
#	Player	fg	fga	fg	fga	ft	fta	of	de	tot	pf	a	b	s	min
00	BARNETT, Javaris f	3	8	1	3	2	2	3	1	4	1	9	1	1	0 0 29
11	MAYFIELD, DeShano f	2	6	1	3	1	3	0	3	3	5	6	0	0	0 1 26
35	BRASWELL, Chris c	5	15	2	6	4	4	3	4	7	1	12	0	1	0 2 32
01	GREEN, Derrio g	2	7	2	4	0	0	2	1	3	0	6	1	1	0 0 19
15	HENRY, Pierria g	3	7	0	1	2	3	2	1	3	5	8	4	1	0 3 34
02	SHERRIILL, KJ	0	1	0	0	3	4	0	0	0	0	3	0	1	1 0 8
05	NICKERSON, Victor	2	5	0	0	2	3	2	1	3	2	6	1	0	1 1 25
10	BRISCOE, Jamar	3	8	1	4	0	0	0	1	1	0	7	2	1	0 2 16
14	WILLIAMS, Terrence	0	1	0	1	1	2	0	2	2	3	1	1	2	0 0 11
20	LEWIS, Colby	1	1	1	1	0	0	0	0	0	0	3	0	0	0 0 04
TEAM		1 3 4													
Totals		19	59	8	23	15	21	13	17	30	17	61	10	8	1 9 200

# Miami 84, Appalachian State 54      Game 12 12-30-11      BankUnited Center

Durand Scott scored 17 points to lead Miami to an 84-54 win over Appalachian State Friday night. The Hurricanes (8-4) overcame a cold-shooting start, built a 39-24 lead at halftime and never allowed the Mountaineers to get within a single-digit margin in the second half. Rion Brown finished with 15 points for the Hurricanes. Shane Larkin, Reggie Johnson, Trey McKinney Jones and DeQuan Jones each scored 11 points for Miami. Jones was initially suspended by the school for the entire season. At issue was his alleged involvement in his recruitment to MIAMI for a \$10,000 fee through former Hurricanes assistant Jake Morton and ex-Miami booster Nevin Shapiro. He missed the season's first 10 games before Miami reversed course and cleared him to play. An NCAA investigation is still ongoing. The Hurricanes missed eight of their first nine shots before Brown and Garrius Adams hit consecutive 3-pointers as part of a 13-3 Miami spurt midway through the first half. Scott's jumper with 8:47 left ended the surge and gave the Hurricanes a 17-10 lead. Scott shot 7 of 9 from the field and is 21 of 32 in his last three games. Brown and Larkin hit back-to-back 3-pointers and increased the Miami lead to 25-16 with 6:33 remaining in the opening half. Larkin scored nine points in the first half. Larkin's three-point play with 3:30 left started a 10-0 run. DeQuan Jones' breakaway slam dunk with 45 seconds left ended the surge and gave Miami its largest lead of the first half, 39-22. Andre Williamson scored 19 points to lead the Mountaineers (5-7). Appalachian State has lost five of its last six. The Hurricanes played their second game without leading scorer Malcolm Grant. The senior guard, who averages 15 points per game, left the team last week because of a death in the family but is expected to return to the lineup for Miami's final nonconference game of the season before ACC play, going against UNC Greensboro on Monday.

Appalachian St 5-7	tot	fg	fga	ft	fta	of	de	tp	pf	a	b	s	min
# Player	fg	fga	ft	fta	of	de	tp	pf	a	b	s	min	
21 CARTER, Omar	1	2	9	0	4	0	0	2	2	4	2	3	10
50 WILLIAMSON, Andre	8	11	2	3	1	3	4	7	4	19	1	0	27
32 BUTTS, Isaac	0	4	0	0	0	0	1	2	3	1	0	0	20
02 HAMILTON, Tab	2	9	1	6	3	5	2	2	4	3	8	0	28
23 NEAL, Mike	3	8	1	4	0	0	2	2	3	7	1	0	27
03 VILARINO, G.J.	1	5	0	1	0	2	1	1	2	1	2	1	13
11 HEALY, Nathan	1	2	0	1	0	0	0	0	1	2	0	1	4
13 TRICE, Jamaal	2	6	1	1	1	2	0	2	2	6	1	0	24
24 OKAM, Brian	0	0	0	0	0	0	2	2	1	0	0	1	4
33 WOODS, Mitch	1	3	1	2	3	4	0	1	1	3	6	0	17
TEAM							2	1	3				
Totals	20	57	6	22	8	16	21	30	21	54	15	12	6

TOTAL FG%	1st Half: 9-31 29.0%	2nd Half: 11-26 42.3%	Game: 35.1%
3-Pt. FG%	1st Half: 3-12 25.0%	2nd Half: 3-10 30.0%	Game: 27.3%
F Throw %	1st Half: 3-7 42.9%	2nd Half: 5-9 55.6%	Game: 50.0%

Miami 8-4	tot	fg	fga	ft	fta	of	de	tp	pf	a	b	s	min
# Player	fg	fga	ft	fta	of	de	tp	pf	a	b	s	min	
35 Kenny Kadij	1	5	0	2	1	2	1	2	2	3	0	0	20
42 Reggie Johnson	0	4	0	0	3	3	1	7	8	4	11	1	0
00 Shane Larkin	3	6	2	4	3	3	0	2	2	1	1	3	0
01 Durand Scott	7	9	1	2	2	2	0	2	2	1	7	4	1
04 Trey McKinney Jones	4	6	1	3	2	2	0	3	3	2	1	3	0
05 DeQuan Jones	4	8	0	0	3	7	2	6	8	1	11	0	21
10 Raphael Akepejor	0	1	0	0	0	0	0	0	0	0	0	0	2
11 Ryan Quiglar	0	0	0	0	0	0	0	0	0	0	0	0	2
12 Justin Heller	0	0	0	0	0	0	0	2	2	0	0	1	0
15 Rion Brown	4	5	2	3	5	6	3	3	1	15	0	0	27
21 Erik Swoope	0	1	0	0	2	2	0	0	2	0	0	1	5
25 Garrius Adams	1	2	1	2	0	0	1	1	3	3	1	0	11
TEAM							1	2	3				
Totals	28	51	7	16	21	27	5	29	34	15	84	12	9

TOTAL FG%	1st Half: 14-28 50.0%	2nd Half: 14-23 60.9%	Game: 54.9%
3-Pt. FG%	1st Half: 6-12 50.0%	2nd Half: 1-4 25.0%	Game: 43.8%
F Throw %	1st Half: 5-9 55.6%	2nd Half: 16-18 88.9%	Game: 77.8%

Officials: James Luckie, Ray Natili, Jerry Heater  
Technical fouls: Appalachian State-None. Miami-None.  
Attendance: 3363  
Score by Periods      1st      2nd      Total  
Appalachian State      24      30      54  
Miami      39      45      84

Points in the paint-ASU 16,UM 34. Points off turnovers-ASU 6,UM 15.  
2nd chance points-ASU 5,UM 7. Fast break points-ASU 2,UM 9.  
Bench points-ASU 16,UM 31. Score tied-2 times. Lead changed-3 times.  
Last FG-ASU 2nd-00:33, UM 2nd-02:26.  
Largest lead-ASU by 3 1st-14:09, UM by 13 2nd-02:26.

# Miami 99, UNCG 89      Game 13 01-02-12      BankUnited Center

Kenny Kadij scored 30 points to lead Miami past North Carolina-Greensboro 99-89 Monday night. The Hurricanes (9-4) withstood an upset bid by the Spartans, who have lost 10 straight and are 0-5 under interim coach Wes Miller. UNC Greensboro (2-13) cut a 93-80 deficit with seven unanswered points late in the second half. David Williams' layup with 1:36 remaining got the Spartans to within 93-87. Durand Scott secured the Miami win with four free throws, finishing with 17 points. Shane Larkin scored 12 consecutive points during a 1:27 span that helped the Hurricanes rally from a seven-point deficit early in the second half. Larkin hit three 3-pointers and converted three free throws after being fouled on an attempted 3-pointer with 13:54 remaining. Larkin's free throws put Miami ahead for good at 68-67. Trevis Simpson scored 36 points to lead UNC Greensboro. Simpson shot 12 of 20 from the field and made 7 of 11 3-pointers. Rion Brown's 3-pointer with 10:38 remaining increased Miami's lead to 79-72. Trey McKinney Jones' two free throws with 6:30 left gave the Hurricanes an 86-76 lead for their first double-digit advantage since midway through the first half. The Spartans started the second half on a 7-0 run. Simpson's 3-pointer 1:43 into the second half capped the run and gave UNC Greensboro a 56-49 lead. Simpson scored 24 points in the first half and converted 5 of 7 shots from behind the arc. Simpson's final 3-pointer of the half turned into a four-point play. McKinney Jones fouled him on the shot and Simpson converted the free throw to give the Spartans a 46-41 lead with 2:51 remaining. Kadij scored Miami's final 10 points of the half and his short jumper tied it at 49 with 26 seconds left. Malcolm Grant, the Hurricanes' leading scorer, returned after a two-game absence and scored eight points. Grant, who averages 15 points a game, left the team for two weeks because of a death in the family.

UNCG 2-13	tot	fg	fga	ft	fta	of	de	tp	pf	a	b	s	min
# Player	fg	fga	ft	fta	of	de	tp	pf	a	b	s	min	
00 WILLIAMS, David	5	7	0	0	1	3	1	2	2	11	1	0	5
15 SIMPSON, Trevis	12	20	7	11	5	5	1	1	2	36	1	0	31
41 BRACKETT, Aaron	1	2	0	0	1	2	0	1	1	3	3	0	0
01 PARKER, Drew	2	8	1	3	0	0	2	4	6	5	10	2	1
11 VANNUSSSEN, Corey	0	3	0	0	1	2	0	1	1	1	3	0	2
03 ARMSTRONG, Derrell	1	4	0	1	2	2	1	2	2	4	4	5	0
12 RANDALL, Kyle	5	7	2	3	0	0	2	2	4	12	1	0	0
13 HENRY, Aloysius	3	7	0	0	2	2	3	2	5	8	0	3	0
31 PAULOS, Nicholas	2	5	1	3	2	2	0	4	4	1	7	0	1
15 HOFFER, Taylor	1	3	0	0	0	0	1	3	3	2	1	0	0
TEAM							1	1					
Totals	32	66	11	21	14	18	11	28	29	89	21	20	13

TOTAL FG%	1st Half: 16-29 55.2%	2nd Half: 16-37 43.2%	Game: 48.5%
3-Pt. FG%	1st Half: 8-12 66.7%	2nd Half: 3-9 33.3%	Game: 52.4%
F Throw %	1st Half: 9-11 81.8%	2nd Half: 5-7 71.4%	Game: 77.8%

Miami 9-4	tot	fg	fga	ft	fta	of	de	tp	pf	a	b	s	min
# Player	fg	fga	ft	fta	of	de	tp	pf	a	b	s	min	
35 Kenny Kadij	10	15	0	2	10	5	7	12	3	30	0	3	20
42 Reggie Johnson	2	5	0	0	2	4	1	2	4	6	0	1	1
01 Durand Scott	5	10	0	0	7	8	3	4	7	17	3	5	0
03 Malcolm Grant	3	9	1	6	1	2	0	1	1	3	8	2	0
04 Trey McKinney Jones	4	7	1	4	2	2	1	2	3	11	2	1	0
00 Shane Larkin	4	6	3	4	7	7	0	6	1	18	3	3	0
05 DeQuan Jones	1	2	0	1	1	2	1	2	1	3	0	1	0
15 Rion Brown	2	5	2	3	0	1	1	2	1	6	1	2	0
21 Erik Swoope	0	0	0	0	0	0	0	0	1	0	0	0	3
25 Garrius Adams	0	0	0	0	0	0	0	1	1	0	0	1	0
TEAM							1	2	3				
Totals	31	59	7	20	30	38	13	25	38	17	99	12	18

TOTAL FG%	1st Half: 16-32 50.0%	2nd Half: 15-27 55.6%	Game: 52.5%
3-Pt. FG%	1st Half: 1-7 14.3%	2nd Half: 6-13 46.2%	Game: 35.0%
F Throw %	1st Half: 16-22 72.7%	2nd Half: 14-16 87.5%	Game: 78.9%

Officials: William Humes, Louie Andrakakos, Sean Casady  
Technical fouls: UNCG-None. Miami-Reggie Johnson.  
Attendance: 2900  
Score by Periods      1st      2nd      Total  
UNCG      49      40      89  
Miami      49      50      99

Points in the paint-UNCG 40,UM 38. Points off turnovers-UNCG 25,UM 33.  
2nd chance points-UNCG 10,UM 13. Fast break points-UNCG 24,UM 13.  
Bench points-UNCG 33,UM 27. Score tied-7 times. Lead changed-4 times.  
Last FG-UNCG 2nd-00:09, UM 2nd-02:34.  
Largest lead-UNCG by 7 2nd-18:17, UM by 13 2nd-04:17.

# No. 21/23 Virginia 52, Miami 51      Game 14 01-07-12      John Paul Jones Arena

Mike Scott scored 23 points and No. 21 Virginia held off a rally to beat Miami 52-51 Saturday night for the Cavaliers' 12th consecutive win. The victory wasn't secured until the final second when Miami's Durand Scott missed on a driving layup and grabbed the rebound, but Sammy Zeglinski grabbed the ball before he could go back up with it, tying him up without fouling as the shot clock expired. Zeglinski added six points, making a 3-pointer with 3:42 to play just after Miami had taken its first lead since early in the game. The Cavaliers (14-1, 1-0 Atlantic Coast Conference) continued their best start since the 1981-82 team opened 27-1. Kenny Kadij led Miami (9-5, 0-1) with 14 points and Scott had 12, all in the second half, but the Hurricanes came up just short. Zeglinski's wide open 3-pointer with 3:42 to play was his first basket of the half, and gave the Cavaliers a 48-46 lead. After a Miami miss, Jontel Evans' floater doubled Virginia's lead to 50-46, but Durand Scott's two free throws for Miami made it 50-48 with 2:34 left. Mike Scott's driving basket made it 52-48, but Evans was caught holding Durand Scott's wrist on his driving basket, and Scott's bonus free throw again made it a 1-point advantage. Joe Harris had a chance to pad it for Virginia with 18.2 seconds to go, but he badly missed the front end of a one-and-one. Miami rebounded and called timeout with 13.1 seconds left. They set up the play for Durand Scott, who got a good look at the basket driving in from the left, but came up short and never got a chance to put it back up before the final buzzer. The second half was close throughout. Malcolm Brogdon gave Virginia 40-36 lead with a 3-pointer, but Kadij hit a pair of free throws and Durand Scott scored on another drive, this with the left hand, to tie it at 40-40. After Harris hit a 3 for Virginia, his first field goal of the game, and Rion Brown answered with one for Miami, also his first field goal, Scott's baby hook gave Virginia a 45-53 lead. Kadij made a free throw for Miami with 4:42 left, and the Hurricanes retained possession when he missed the second and the ball went out of bounds off Assane Sene. Miami didn't score, but Kadij did moments later with a dunk over Harris, giving Miami its first lead since early. That set up the dramatic finish. Virginia led 26-17 at halftime, and got the lead to 33-23 on Jontel Evans' foul-line jumper with 16:02 to play before the Hurricanes started to rally. Kadij started it with a 3-pointer from the top off the key, and Reggie Johnson scored on a put-back for the third time in the half. After Scott hit a pair of free throws, Malcolm Grant made a 3-pointer and Scott scored on an acrobatic drive, was fouled and made the shot, pulling Miami to within 35-34 with 12:11 left. Virginia fell behind 10-4 early after missing eight shots in a row, a streak Scott ended with a baby hook. After Rion Brown made a free throw for Miami, the Hurricanes missed seven shots in a row and the Cavaliers started a 20-6 run that lasted the rest of the half. Scott scored eight points in the run. Miami shot just 24 percent in the half.

Miami 9-5, 0-1	tot	fg	fga	ft	fta	of	de	tp	pf	a	b	s	min
# Player	fg	fga	ft	fta	of	de	tp	pf	a	b	s	min	
35 Kenny Kadij	1	5	0	1	2	3	4	6	10	3	14	0	3
42 Reggie Johnson	3	9	0	0	1	2	6	3	9	3	7	1	2
01 Durand Scott	4	12	0	2	4	1	2	3	1	12	3	0	31
03 Malcolm Grant	3	12	2	8	0	1	4	5	3	8	1	2	0
04 Trey McKinney Jones	2	0	1	0	0	0	3	3	2	0	0	2	0
00 Shane Larkin	0	1	0	1	0	0	4	4	1	0	0	2	0
05 DeQuan Jones	2	2	1	1	1	1	1	1	6	0	0	0	10
15 Rion Brown	1	3	1	2	1	2	0	1	1	4	0	0	0
TEAM							1	1					
Totals	18	51	5	17	10	13	24	37	14	51	5	12	1

TOTAL FG%	1st Half: 6-25 24.0%	2nd Half: 12-26 46.2%	Game: 35.3%
3-Pt. FG%	1st Half: 2-8 25.0%	2nd Half: 3-9 33.3%	Game: 29.4%
F Throw %	1st Half: 3-5 60.0%	2nd Half: 7-8 87.5%	Game: 76.9%

Virginia 14-1, 1-0	tot	fg	fga	ft	fta	of	de	tp	pf	a	b	s	min
# Player	fg	fga	ft	fta	of	de	tp	pf	a	b	s	min	
23 Scott, Mike	1	9	2	0	1	5	7	3	5	8	2	23	1
05 Sene, Assane	0	1	0	0	1	2	1	1	2	3	0	0	0
01 Evans, Jontel	3	7	0	1	0	1	1	2	3	6	4	2	0
12 Harris, Joe	1	5	1	2	0	1	0	2	2	3	0	3	1
13 Zeglinski, Sammy	2	8	2	7	0	0	2	2	1	6	2	0	35
02 Jespersen, Paul	1	2	0	1	0	0	0	0	0	2	0	0	0
22 Brogdon, Malcolm	2	5	1	1	0	2	2	4	1	5	2	2	0
25 Mitchell, Akil	0	3	0	0	0	0	2	5	7	1	0	1	0
32 Atkins, Darion	2	2	0	0	0	1	2	3	1	4	0	0	1
TEAM							1	2	3				
Totals	21	55	4	13	6	10	11	22	33	15	52	10	7

TOTAL FG%	1st Half: 11-29 37.9%	2nd Half: 10-26 38.5%	Game: 38.2%
3-Pt. FG%	1st Half: 1-8 12.5%	2nd Half: 3-5 60.0%	Game: 30.8%
F Throw %	1st Half: 3-5 60.0%	2nd Half: 3-5 60.0%	Game: 60.0%

Officials: Karl Hess, Ray Natili, Sean Hull  
Technical fouls: Miami-None. Virginia-None.  
Attendance: 11,283  
Score by Periods      1st      2nd      Total  
Miami      17      34      51  
Virginia      26

No. 3 UNC 73, Miami 56  
01-10-12Game 15  
Dean E. Smith Center

Forward Kenny Kadji led Miami with 16 points while center Reggie Johnson added 12 points and nine rebounds in the Canes' 73-56 loss to No. 3 North Carolina on Tuesday night. Dexter Strickland added 14 for the Tar Heels (15-2, 2-0 Atlantic Coast Conference), who closed a nine-game home stand with a perfect record to rebuild some momentum after early losses to UNLV and Kentucky. The Tar Heels led almost the entire night against the Hurricanes and blew the game open with a 17-0 run spanning halftime, which staked UNC to a 23-point lead. That was the biggest deficit of the year for the Hurricanes (9-6, 0-2), who got no closer than 15 points from there. The lopsided loss followed a one-point loss at Virginia over the weekend in coach Jim Larranaga's first ACC game on the Miami sideline. Guard Durand Scott added 12 points, five rebounds and three assists for Miami. Frontcourt player Harrison Barnes struggled to a season-low six points on 2-for-12 shooting, but the Tar Heels' often-overlooked backcourt picked up some of the slack. Much of that started with point guard Kendall Marshall, who seemed more aggressive in looking for his shot and finished with 12 points. The pass-first sophomore has always been eager to set up shots for teammates and came in averaging fewer than five shots per game. But he finished 5-for-7 from the field to earn his first double-figure scoring game of the season to go with eight assists. The five made baskets were a career high for Marshall, who was averaging about five points and entered the week tied for the national lead with 10.1 assists per game. Strickland also looked active. He finished 7-for-9 from the field to reach his season-high scoring total, while he also had three rebounds, three assists and two steals. The Tar Heels had all kinds of trouble with Miami last year. They swept the two games, but they needed a last-second 3-pointer from Barnes to win at Miami then had to rally from 19 down in the second half to win in the ACC tournament quarterfinals. That game ended with Marshall penetrating and finding Zeller for a layup that just was just barely out of his hand when the buzzer sounded. There were no problems this time around. While North Carolina missed 14 of 16 3-pointers and didn't shoot particularly well, the Hurricanes had even bigger struggles. Kenny Kadji scored 16 points to lead Miami, which shot just 42 percent and went 3-for-16 from 3-point range. Guards Durand Scott and Malcolm Grant combined for 17 points on 6-for-20 shooting.

Miami 9-6, 0-2		tot	3-pt	rebounds										
#	Player	fg	fga	ft	fta	of	de	tot	pf	tp	a	b	s	min
35	Kenny Kadji	7	11	1	3	1	2	2	16	0	4	1	0	33
42	Reggie Johnson	6	10	0	0	1	8	9	4	12	0	2	0	30
01	Durand Scott	4	12	0	2	4	4	5	3	12	3	0	0	38
03	Malcolm Grant	2	8	0	5	1	1	0	5	1	1	0	0	27
04	Trey McKinney-Jones	0	2	0	1	0	0	2	2	0	2	1	0	19
00	Shane Larkin	1	5	1	0	0	1	0	1	3	4	5	0	24
05	DeQuan Jones	1	4	0	1	2	3	4	1	3	0	1	0	10
10	Raphael Akpejor	1	1	0	0	0	1	1	2	0	0	0	0	2
15	Rion Brown	1	1	1	0	0	0	2	2	3	0	1	0	15
21	Erik Swoope	0	1	0	0	0	0	0	1	0	0	0	0	2
TEAM														
Totals		23	55	3	16	7	10	5	24	29	17	56	10	171
TOTAL FG%		1st Half: 10-29 34.5% 2nd Half: 13-26 50.0% Game: 41.8%												
3-Pt. FG%		1st Half: 1-8 12.5% 2nd Half: 2-8 25.0% Game: 18.8%												
F Throw %		1st Half: 4-4 100% 2nd Half: 3-6 50.0% Game: 70.0%												

UNC 15-2, 2-0		tot	3-pt	rebounds										
#	Player	fg	fga	ft	fta	of	de	tot	pf	tp	a	b	s	min
31	Henson, John	5	13	0	0	1	2	3	11	4	1	1	0	22
40	Barnes, Harrison	2	12	0	2	2	3	4	4	1	1	1	1	24
44	Zeller, Tyler	6	11	0	0	4	4	8	10	2	16	3	1	25
01	Strickland, Dexter	7	9	0	0	0	1	2	3	0	14	3	0	26
05	Marshall, Kendall	5	7	0	2	2	0	2	2	2	12	8	4	32
11	White, Stillman	0	0	0	0	0	0	0	0	0	0	0	0	2
14	Hubert, Desmond	0	0	0	0	0	0	0	1	0	0	2	0	5
15	Hairston, P.J.	1	6	1	5	0	0	1	1	3	1	1	0	15
21	Simmons, Jackson	0	0	0	0	0	0	1	1	0	0	0	0	1
22	Dupont, David	0	0	0	0	0	0	0	0	0	0	0	0	1
24	Watts, Justin	1	2	0	0	3	2	2	2	0	0	0	1	6
30	Crouch, Patrick	1	1	0	0	0	0	0	0	2	0	0	0	1
34	Cooper, Stewart	0	0	0	0	0	0	0	0	0	0	0	0	1
35	Bullock, Reggie	2	6	1	4	0	3	3	6	0	5	1	0	18
43	McAdoo, James Michael	1	2	0	0	1	1	0	1	2	2	0	0	12
TEAM														
Totals		31	69	2	16	9	14	16	29	45	11	73	15	122
TOTAL FG%		1st Half: 15-36 41.7% 2nd Half: 16-33 48.5% Game: 44.9%												
3-Pt. FG%		1st Half: 1-7 14.3% 2nd Half: 1-9 11.1% Game: 12.5%												
F Throw %		1st Half: 9-11 81.8% 2nd Half: 0-3 0.0% Game: 64.3%												

Officials: Bryan Kersey, Les Jones, Tim Kelly  
Technical fouls: Miami-None. North Carolina-None.  
Attendance: 20,096

Score by Periods			
1st	2nd	Total	
Miami	25	31	56
North Carolina	40	33	73

Points in the paint-UM 36, NC 48. Points off turnovers-UM 9, NC 14.  
2nd chance points-UM 11, NC 15. Fast break points-UM 8, NC 14.  
Bench points-UM 11, NC 14. Score tied 2 times. Lead changed 6 times.  
Last FG-UM 2nd-00:32, NC 2nd-00:24.  
Largest lead-UM by 1st-18:21, NC by 23rd-17:05.

Miami 76, Clemson 73  
01-18-12Game 16  
BankUnited Center

Malcolm Grant scored 16 points and made the game-clinching interception with less than 5 seconds left Wednesday to help the Miami Hurricanes beat Clemson 76-73. Hurricanes freshman Shane Larkin sank both ends of a one-and-one - his only points - for the game's final points with 5.4 seconds to go. Grant then picked off a pass by Tanner Smith. Miami (10-6, 1-2 Atlantic Coast Conference) won for the first time in six games against Clemson since February 2008. The Tigers (9-9, 1-3) are on the verge of falling below .500 for the first time this season. Kenny Kadji had 14 points for the Hurricanes. Their point total was a season high against Clemson, ranked 19th in the nation in scoring defense at 58.6 points per game. The Tigers twice had the ball trailing by 3 in the final minute. Smith shot an air ball on a fallaway jumper before Milton Jennings scored on a follow to make it 74-73. After Larkin's free throws, Smith had the ball in transition above the top of the key but threw a pass directly to Grant. Smith scored 18 points in the first 17 minutes but hurt his right hand. He continued to play and finished with 23 points, but he also had five turnovers. The Hurricanes shot 52 percent and had runs of 13 and 12 consecutive points. Grant shot 4 for 7 from 3-point range and had four assists. Trey McKinney Jones added 12 points and six rebounds. The Hurricanes took a seven-point lead early in the second half, but Clemson gradually erased the gap and went up 60-59 on a follow by Catalin Baciu with 8:20 left. The Tigers built the lead to 64-60, but the Hurricanes responded with a 12-0 run. Kadji's two free throws put them ahead to stay, 65-64. That was the 11th and final lead change. Rion Brown scored on an alley-oop dunk for a 74-66 lead with 1:31 left, before Clemson made one final charge. The Hurricanes scored on six consecutive possessions during a 13-0 run that gave them a 19-8 lead after 6 1/2 minutes. Smith led the Tigers' comeback, and a 3-pointer by Bryan Narcisse pulled them even at 29-all. A pair of three-point plays by Kadji helped Miami take a 42-39 halftime lead.

Clemson 9-9 (1-3)		tot	3-pt	rebounds										
#	Player	fg	fga	ft	fta	of	de	tot	pf	tp	a	b	s	min
01	Sapp, T.J.	* 5	0	3	0	0	1	0	1	2	0	0	0	19
05	Smith, Tanner	* 8	13	4	7	3	4	0	2	2	23	5	0	36
11	Young, Andre	* 4	12	0	0	0	1	2	1	8	4	2	0	37
24	Jennings, Milton	* 3	7	1	2	2	4	1	4	5	9	0	2	22
31	Booker, Devin	* 3	6	0	1	1	1	3	4	3	7	0	2	12
04	Hall, Rod	0	3	0	0	0	0	4	4	0	2	0	0	13
10	Baciu, Catalin	4	7	0	2	3	2	1	3	1	10	0	0	19
21	Narcisse, Bryan	1	1	1	1	0	0	0	0	2	3	0	0	7
32	McDaniels, K.J.	3	3	0	0	5	8	3	2	5	1	1	0	17
TEAM														
Totals		27	57	6	20	13	20	9	17	26	13	73	12	115
TOTAL FG%		1st Half: 13-27 48.1% 2nd Half: 14-30 46.7% Game: 47.4%												
3-Pt. FG%		1st Half: 6-12 50.0% 2nd Half: 0-8 0.0% Game: 30.0%												
F Throw %		1st Half: 7-11 63.6% 2nd Half: 6-9 66.7% Game: 65.0%												

Miami 10-6 (1-2)		tot	3-pt	rebounds										
#	Player	fg	fga	ft	fta	of	de	tot	pf	tp	a	b	s	min
01	Durand Scott	* 4	5	2	2	0	0	1	5	6	2	10	4	2
03	Malcolm Grant	* 5	12	4	7	2	2	0	3	3	0	16	4	2
04	Trey McKinney-Jones	* 4	11	2	5	2	2	0	6	6	3	12	3	4
35	Kenny Kadji	* 5	8	0	2	4	4	0	1	1	5	14	1	1
42	Reggie Johnson	* 2	3	0	0	3	4	1	6	7	4	7	3	2
00	Shane Larkin	0	1	0	0	2	2	0	1	1	2	3	0	12
05	DeQuan Jones	5	7	0	1	0	0	1	2	0	10	1	1	0
15	Rion Brown	2	5	1	3	0	0	1	1	2	1	5	0	2
TEAM														
Totals		27	52	9	20	13	14	7	23	30	16	76	19	143
TOTAL FG%		1st Half: 16-28 57.1% 2nd Half: 11-24 45.8% Game: 51.9%												
3-Pt. FG%		1st Half: 4-9 44.4% 2nd Half: 5-11 45.5% Game: 45.0%												
F Throw %		1st Half: 6-6 100% 2nd Half: 7-8 87.5% Game: 92.9%												

Officials: Bryan Kersey, Mike Eades, Raymond Symons  
Technical fouls: Clemson-None. Miami-None.  
Attendance: 4,420

Score by Periods			
1st	2nd	Total	
Clemson	39	34	73
Miami	42	34	76

Points in the paint-CU 36, UM 24. Points off turnovers-CU 11, UM 10.  
2nd chance points-CU 8, UM 7. Fast break points-CU 16, UM 8.  
Bench points-CU 24, UM 17. Score tied 5 times. Lead changed 11 times.  
Last FG-CU 2nd-00:05, UM 2nd-01:31.  
Largest lead-CU by 4 2nd-07:03, UM by 11 1st-13:36.

NC State 78, Miami 73  
01-22-12Game 17  
BankUnited Center

MUniversity of Miami Junior Kenny Kadji notched a double-double in the Canes' 78-73 loss to NC State. The Wolfpack led 55-41 midway through the second half and withstood a late Miami rally. Kenny Kadji's dunk with 1:44 remaining got the Hurricanes to within 72-68. N.C. State (15-5, 4-1 Atlantic Coast Conference) responded with five unanswered points, capped by Wood's two free throws with 18 seconds left. Earlier in the game, Scott Wood's second of three free throws set the ACC all-time consecutive free-throw record of 55 after he was fouled on an attempted 3-pointer with 5:21 remaining. He increased the mark to 58 by game's end. Duke's J.J. Redick set the previous record of 54 in 2003-04. DeShawn Painter finished with 18 points for the Wolfpack. The Hurricanes outscored N.C. State 15-4, during a 3:46 stretch late in the second half. Kadji's 3-point play with 4:26 remaining ended the surge and got Miami to within 65-60. Kadji led the Hurricanes (10-7, 1-3) with 20 points and 11 rebounds. Miami shot 2 of 20 from 3-point range while the Wolfpack converted on 6 of 10 from behind the arc. One of those threes came from sophomore Rion Brown, who finished the game with 10 points, including back-to-back buckets on inbounds plays. N.C. State maintained its double-digit halftime lead through the first 10 minutes of the second half until Miami responded with six unanswered points that cut the Wolfpack's lead to 59-51 with 7:33 remaining. N.C. State kept the Hurricanes without a basket for a 5:32 stretch midway through the first half and built a 24-17 lead. C.J. Leslie scored six points as the Wolfpack erased a 16-15 deficit. Durand Scott's driving layup with 6:01 remaining ended the field goal scoring drought for Miami. Leslie's two free throws with 3:17 left gave the Wolfpack its first double-digit lead of the first half at 32-22 and was part of a 10-0 run. C.J. Williams' second of consecutive 3-pointers with 1:23 remaining ended the surge and increased N.C. State's lead to 38-22. The Wolfpack limited Miami to 7-of-25 shooting from the field in the first half and led at halftime 39-27. The Hurricanes opened to an 11-6 lead in the first 5:41. Kadji scored eight points during Miami's early spurt.

NC STATE 15-5 (4-1)																
#	Player	fg	fga	ft	fta	of	de	tot	pf	tp	a	b	s	min		
01	Howell, Richard	f 3	5	0	0	1	2	0	3	3	5	7	0	2	1	18
05	Leslie, C.J.	f 3	7	0	0	5	8	1	6	7	4	11	3	1	2	25
15	Wood, Scott	f 5	9	4	6	7	7	0	1	2	21	1	2	0	2	38
02	Brown, Lorenzo	g 3	8	0	1	2	0	4	4	1	7	6	5	1	2	35
21	Williams, C.J.	g 4	10	2	3	0	0	2	1	3	10	0	2	0	0	31
00	Painter, DeShawn	5	12	0	0	8	10	3	4	7	3	18	2	0	1	33
03	Johnson, Alex	1	1	0	0	2	2	0	2	2	0	4	2	3	0	17
13	Thyias, Thomas de	0	0	0	0	0	0	0	2	2	0	0	0	0	0	3
TEAM		2 1 3														
Totals		24	52	6	10	24	31	8	24	32	16	78	14	15	4	10200

**Miami 64, Georgia Tech 49**

1-24-12

**Game 18**  
**Philips Arena**

Kenny Kadji scored 21 points, Malcolm Grant had 16 and Miami beat Georgia Tech 64-49 on Tuesday night to leave the Yellow Jackets in last place in the Atlantic Coast Conference. Miami (11-7, 2-3) has won two of three. The Hurricanes took only their second road win in seven tries. Mfon Udofia had 14 points for Georgia Tech (8-12, 1-5). The Yellow Jackets have lost four straight and eight of nine. Georgia Tech trailed 49-39 after a free throw by Glen Rice Jr. with 7:12 remaining. Back-to-back baskets by Kammeon Halsey cut Miami's lead to 54-45 with 4:26 remaining, but the Hurricanes answered with six straight points to push the lead to 15 points. Kadji, who had 14 points in the second half, led Miami with eight rebounds. Grant led Miami with his average of 14.8 points per game last season. He scored in double figures in eight of Miami's first nine games but he suffered a sharp decline in production after attending his older brother's funeral in New York and missing two games. He scored in double figures in only one of five games following his return, leading Miami with 16 points in the Hurricanes' first ACC win over Clemson last week. Grant had three 3-pointers in the first half. Freshman Shane Larkin's 3 gave Miami its big lead of the half at 31-17. Rice made only 1 of 6 shots in the first half, and his frustrations were obvious when he missed two free throws with 18.9 seconds left before halftime. Rice, who leads the Yellow Jackets with his average of 13.7 points, kept shooting. Rice scored on a follow shot and then had a 3-pointer as Georgia Tech cut Miami's lead to double figures in the opening minutes of the second half. Rice had 13 points and nine rebounds. Julian Royal had 11. Attendance at Philips Arena, Georgia Tech's temporary home while its new campus facility is being built, was 5,009.

Miami 11-7, 2-3 ACC		tot	3-pt			rebounds										
#	Player	f	fga	fg	fta	ft	o	d	tot	pf	tp	a	b	s	min	
35	Kenny Kadji	f	8	15	2	4	3	3	2	6	8	2	21	2	3	10 34
42	Reggie Johnson	c	4	11	0	0	0	0	7	7	4	8	2	1	0	24
00	Shane Larkin	g	2	3	2	3	0	0	0	0	3	6	5	1	0	31
01	Durand Scott	g	6	0	0	0	0	0	6	6	2	6	2	0	2	34
03	Malcolm Grant	g	6	10	4	6	0	0	0	0	1	16	2	1	0	30
04	Trey McKinney Jones	g	1	0	1	0	0	0	1	1	1	0	1	0	1	10
05	DeQuan Jones	g	3	5	1	0	0	0	1	3	4	0	7	0	1	10 22
15	Rion Brown	o	3	0	2	0	0	0	1	0	1	3	0	1	0	0 15
TEAM		2 3 5														
Totals		26	54	9	17	3	3	7	25	32	16	64	15	7	3	200

TOTAL FG%	1st Half: 14-26 53.8%	2nd Half: 12-28 42.9%	Game: 48.1%
3-Pt. FG%	1st Half: 7-12 58.3%	2nd Half: 2-5 40.0%	Game: 52.9%
FT Throw %	1st Half: 0-0 0.0%	2nd Half: 3-3 100%	Game: 100%

Ga. Tech 8-12, 1-5 ACC tot		3-pt				rebounds								
#	Player	fg	fga	ft	fta	of	tot	pf	tp	a	to	b	min	
24	Holsey,Kammion f	2	6	0	0	1	2	2	4	3	4	1	10	22
05	Miller,Daniel	c	2	4	0	0	2	2	4	0	4	1	10	20
00	Udofoh,Mfon	g	6	12	15	1	0	3	3	1	14	0	1	31
14	Morris,Jason	g	0	7	1	0	3	3	0	0	1	0	0	32
41	Rice, Glen	g	4	14	2	6	3	6	9	1	13	5	1	36
01	Royal,Julian	5	7	1	1	0	2	3	5	1	11	0	3	29
02	Jordan,Pierre	0	1	0	1	0	0	0	0	0	0	0	0	11
22	Reed,Brandon	1	3	0	1	0	2	0	2	0	2	0	0	10
43	Hicks,Nate	0	2	0	0	1	2	3	1	2	1	0	2	9
TEAM							3		3		1			
Totals		20	56	4	15	5	11	15	21	7	49	8	3	200

TOTAL FG%	1st Half: 9-30 30.0%	2nd Half: 11-26 42.3%	Game: 35.7%
3-Pt. FG%	1st Half: 3-12 25.0%	2nd Half: 1-3 33.3%	Game: 26.7%
FThrow %	1st Half: 1-3 33.3%	2nd Half: 4-8 50.0%	Game: 45.5%

Officials: Ed Corbett, Joe Lindsay, Jeff Clark  
Technical fouls: Miami-None. Georgia Tech-None.

Attendance: 5,009			
<b>Score by Periods</b>	<b>1st</b>	<b>2nd</b>	<b>Total</b>
Miami	35	29	64
Georgia Tech	22	27	49

Points in the paint-UM 28,GT 22. Points off turnovers-UM 8,GT 8.  
2nd chance points-UM 6,GT 14. Fast break points-UM 5,GT 7.  
Bench points-UM 7,GT 14. Score tied-3 times. Lead changed-2 times.  
Last FG-UM 2nd-01:01, GT 2nd-00:48.  
Largest lead-UM by 17 2nd-01:01, GT by 3 1st-17:18.

**Miami 76, Boston College 54**

01-29-12

## Game 19

### Conte Forum

Malcolm Grant scored seven of his 16 points during a game-breaking 14-0 run and Durand Scott had four of his 19, carrying Miami to a 76-54 win over Boston College on Sunday. Kenny Kadji finished with 14 points and seven boards for the Hurricanes (12-7, 3-3 Atlantic Coast Conference) and Reggie Johnson added 12 points. Matt Humphrey had 13 points to lead Boston College (7-14, 2-5). The Eagles have lost four straight since beating Clemson and Virginia Tech in consecutive home games earlier this month. The game was tied at 49 before Miami took control by scoring the 14 unanswered points. The Hurricanes outscored Boston College 27-5 over the final 7 minutes. Grant's 3-pointer from the top of the key - the Hurricane's first of the second half - pushed Miami ahead 52-49 with 6:17 to play. Scott then had a steal and driving basket on the ensuing possession, and Grant hit another jumper to key the game-breaking spree. Trey McKinney Jones nailed a 3 from the left wing. Grant hit two free throws after Boston College's Lonnie Jackson was whistled for a technical foul and Scott had another basket to cap the spree, making it 63-49 with 3:43 to play. Miami led by three at halftime and pushed it to five twice early after intermission, the second coming on Kadji's driving basket that made it 38-33 before the Eagles scored the next seven points. Jackson started the spree with a 3 from the left corner - his first basket of the game - Jordan Daniels drove for a layup and Dennis Clifford banked in short jumper in the lane. Kadji's put-back tied it at 40 with 14:16 to play. He scored Miami's first eight points of the second half. The game was then tied four times over the next 7 minutes. It was a matchup of two of the conference's top three 3-point shooting teams. The Hurricanes came in ranked second and Boston College next, but Miami missed 12 of its 16 attempts from beyond the arc in the first half. The Eagles fared much better in the opening 20 minutes, nailing 5 of 9. Neither team held more than a four-point lead in a fairly cleanly played opening half. Miami opened a 19-15 edge on Johnson's tip-in basket midway and grabbed a 34-31 edge at the half after Johnson scored the final two buckets: one coming on a fall-away flip in the lane and the second a breakaway jam with 49 seconds left. Boston College forward Patrick Heckmann missed the game due to an illness.

Miami 12-7; 3-3 ACC		tot	3-pt			rebounds										
#	Player	f	g	fga	fgt	fta	f	t	pf	tp	a	b	s	min		
35	Kenny Kadji	f	5	9	14	3	4	3	4	7	2	14	2	14	36	
42	Reggie Johnson	c	4	8	0	0	4	5	3	2	5	2	12	1	11	28
00	Shane Laikin	g	0	3	0	2	0	0	0	2	2	2	0	2	0	19
01	Durand Scott	g	15	15	1	2	2	3	6	1	9	4	0	0	3	32
03	Malcolm Grant	g	12	28	4	4	0	1	1	16	2	1	0	2	29	
04	Trey McKinney Jones	3	7	3	5	0	0	3	3	2	9	1	0	0	0	26
05	DeQuan Jones	1	5	0	0	2	2	1	2	2	4	0	0	0	13	
10	Raphael Akpejor	0	0	0	0	0	0	0	0	0	0	0	0	0	1	
11	Ryan Quigster	0	0	0	0	0	0	0	0	0	0	0	0	0	0	0
12	Justin Heller	0	0	0	0	0	0	0	0	0	0	0	0	0	0	0
15	Rion Brown	1	4	0	1	0	0	1	2	3	2	3	0	2	15	
21	Erik Swopce	0	0	0	0	0	0	0	0	0	0	0	0	0	1	
TEAM		1														
Totals		27	63	7	21	15	17	12	18	30	14	76	13	5	10	200

TOTAL FG%	1st Half: 14-36 38.9%	2nd Half: 13-27 48.1%	Game: 42.9%
3-Pt. FG%	1st Half: 4-16 25.0%	2nd Half: 3-5 60.0%	Game: 33.3%
FThrow %	1st Half: 2-3 66.7%	2nd Half: 13-14 92.9%	Game: 88.2%

BC 7-14; 2-5 ACC		tot		3-pt		rebounds		tot		pf		a		b		s		min	
##	Player	f	g	f	g	f	a	f	a	d	e	t	o	t	b	s	min		
12	Anderson, Ryan	1	1	0	1	7	8	4	2	6	1	9	3	0	0	0	35		
24	Clifford, Dennis	3	6	0	0	0	1	1	5	6	3	6	1	4	0	0	24		
10	Daniels, Jordan	4	8	1	4	0	0	5	5	5	1	9	1	3	1	0	30		
14	Humphrey, Matt	3	8	3	5	4	6	0	7	7	1	13	1	1	2	0	32		
20	Jackson, Lonnie	2	7	2	6	2	2	0	5	5	2	8	2	3	0	1	33		
01	Moton, Gabe	2	3	1	2	0	0	0	0	0	3	5	0	0	0	1	17		
02	Viscasca, Deitruna	0	0	0	0	0	0	0	0	0	0	0	0	0	0	0	1		
04	Odio, Eddie	1	1	0	0	0	0	0	0	0	2	2	0	1	0	0	4		
05	Cauldri, KC	1	3	0	0	0	0	2	0	2	1	2	1	3	0	0	13		
13	Canin, KC	0	1	0	0	0	0	0	0	0	0	0	1	0	0	0	2		
15	Carl Carney, John	0	0	0	0	0	0	0	0	0	1	0	0	0	0	0	1		
25	Rehquist, Peter	0	0	0	0	0	0	0	0	0	0	0	0	0	0	0	1		
31	Rubin, Danny	0	1	0	1	0	0	0	0	0	0	0	0	2	0	0	8		

TOTAL FG%	1st Half: 11-26 42.3%	2nd Half: 6-17 35.3%	Game: 39.5%
3-Pt. FG%	1st Half: 5-9 55.6%	2nd Half: 2-10 20.0%	Game: 36.8%
FThrow %	1st Half: 4-4 100%	2nd Half: 9-13 69.2%	Game: 76.5%

Officials: Bernard Clinton, Karl Hess, Les Jones  
Technical fouls: Miami-None. Boston College-Jackson, Lonnie.

Attendance: 5874			
<b>Score by Periods</b>	<b>1st</b>	<b>2nd</b>	<b>Total</b>
Miami	34	42	76
Boston College	31	23	54

Points in the paint-UM 34,BC 16. Points off turnovers-UM 23,BC 4.  
2nd chance points-UM 13,BC 7. Fast break points-UM 10,BC 2.  
Bench points-UM 15,BC 9. Score tied-11 times. Lead changed-17 times.  
Last FG-UM 2nd-00:21, BC 2nd-07:56.  
Largest lead-UM by 22 2nd-00:10, BC by 2 1st-18:10.

**Miami 90, Maryland 86**

02-01-12

## Game 20

**BankUnited Center**

The Miami Hurricanes blew a 16-point second-half lead, had three players disqualified and still beat Maryland in double overtime Wednesday, 90-86. Freshman Shane Larkin scored six points in the second overtime for the Hurricanes, who sank seven consecutive free throws in the final 51 seconds to hang on. Sophomore Terrell Stoglin, who leads the Atlantic Coast Conference in scoring, had a career-high 33 points for Maryland but shot only 9 for 26. Miami scored the first seven points of the second overtime, including two layups by Larkin. The Hurricanes (13-7, 4-3 Atlantic Coast Conference) won their third game in a row. Maryland (13-8, 3-4) remained winless this season in four games on opponents' courts. Durand Scott scored a season-high 24 points for Miami and helped guard Stoglin. Scott also had eight rebounds and seven assists but fouled out late in the first overtime. Miami center Reggie Johnson had 13 points but fouled out with 5 minutes left in regulation. The junior's baskets included the first 3-point try of his career. The Hurricanes were without starting forward Kenny Kadji, sidelined indefinitely because of a head injury suffered during practice Tuesday. When Johnson departed, Miami played with four guards for much of the rest of the game. Maryland coach Mark Turgeon was ejected when he drew back-to-back technical fouls following a charging call on the Terrapins with 7:29 left. The technicals led to a five-point possession for the Hurricanes. Malcolm Grant sank three free throws, and Johnson then added a basket to give the Hurricanes their largest lead, 62-46. The Terrapins started their comeback with a six-point possession moments later when Johnson drew his fifth foul and a technical. The Hurricanes led 69-60 before failing to score in the final 3:12 of regulation, committing turnovers on three consecutive possessions. Stoglin's 3-pointer with a minute left made it 69-all. His jumper with 3 seconds left would have put Maryland ahead, but the ball barely hit the rim. Teammate Pe'Shon Howard missed a long jumper at the end of the first overtime. Malcolm Grant scored 14 points, Trey McKinney Jones had 13 and Larkin scored 12 for Miami. Alex Len had 11 points and seven rebounds for Maryland. Mychal Parker scored on two early alley-oop dunks for the Terrapins, who led for much of the first half. But they missed their final six shots of the half, and Miami scored the last 10 points to go up 34-23.

Maryland 13-8 (3-4) tot		3-pt		rebounds									
##	Player	fg	ft	fga	fta	of	df	tp	pf	a	b	s	min
30	Ashton Pankey	1	5	0	0	1	4	3	7	3	2	0	1 0 0 22
35	James Padgett	1	4	6	0	0	1	2	4	5	0	9	0 2 0 1 22
05	Nick Faust	3	7	0	1	3	4	2	4	5	9	0	0 3 0 3 24
12	Terrell Stoglin	9	9	26	6	20	9	0	3	3	33	1	3 0 1 44
14	Sean Mosley	g	1	7	0	3	5	6	0	9	9	5	7 1 2 0 1 44
10	Berend Weijts	1	1	0	0	1	2	1	0	1	0	3	0 0 1 0 5
11	Mychal Parker	2	3	0	0	2	4	1	0	1	6	1	2 0 0 15
15	Spencer Banks	0	0	0	0	0	0	0	0	0	0	0	0 0 0 0 0+
21	Pe'Shon Howard	2	6	4	4	2	3	0	3	3	6	8	5 0 2 43
24	Jonathan Thomas	0	0	0	0	0	0	0	0	0	0	0	0 0 0 0 0+
25	Alex Len	4	6	0	0	3	4	2	5	7	2	11	0 1 4 0 31
TEAM		2 2 1											
Totals		27	67	6	28	2635	13	29	42	23	86	11	19 5 8 250

TOTAL FG%	1st Half: 8-27 29.6%	2nd Half: 14-27 51.9%	Game: 40.3%
3-Pt. FG%	1st Half: 0-8 0.0%	2nd Half: 4-13 30.8%	Game: 21.4%
F Throw %	1st Half: 7-11 63.6%	2nd Half: 14-18 77.8%	Game: 74.3%

Miami 13-7 (4-3)		tot		3-pt		rebounds												
#	Player	f	fg	f	fg	f	fg	f	fta	f	ft	p	f	a	b	s	min	
05	DeQuan Jones	f	1	f	1	0	1	3	6	2	2	4	3	5	1	1	2	31
42	Reggie Johnson	c	6	13	1	0	1	2	3	5	5	1	3	1	3	1	1	25
00	Shane Larkin	g	3	1	0	0	6	6	6	2	5	7	1	12	2	2	1	41
01	Durand Scott	g	11	14	3	1	2	1	2	6	8	5	24	7	2	1	0	40
03	Malcolm Grant	c	3	13	3	12	5	6	6	6	6	1	14	3	4	0	2	39
04	Trey McKinney Jones	g	4	7	2	5	3	4	1	4	5	0	13	2	1	0	0	38
10	Raphael Akpejori	g	2	2	0	0	0	1	1	0	1	4	0	0	0	0	0	10
11	Ryan Quiglar	g	0	0	0	0	0	0	0	0	0	0	0	0	0	0	0	0+
15	Ryan Brown	g	1	4	1	3	2	2	1	2	3	1	5	1	0	0	0	20
21	Erik Swoope	g	0	2	0	1	1	0	1	1	2	2	0	0	0	0	0	6
TEAM																		
Totals		31	73	8	28	20	27	13	30	43	22	90	17	16	4	8	250	

TOTAL FG%	1st Half: 13-31 41.9%	2nd Half: 12-30 40.0%	Game: 42.5%
3-Pt. FG%	1st Half: 4-14 28.6%	2nd Half: 3-10 30.0%	Game: 28.6%
FT Throw %	1st Half: 4-7 57.1%	2nd Half: 8-10 80.0%	Game: 74.1%

Officials: James Luckie, Mike Eades, Brian Dorsey  
Technical fouls: Maryland-TEAM (2). Miami-Reggie Johnson; Raphael Akpejori.

Attendance: 4611					
<b>Score by Periods</b>	<b>1st</b>	<b>2nd</b>	<b>OT</b>	<b>OT2</b>	<b>Total</b>
Maryland	23	46	7	10	86
Miami	34	35	7	14	90

Points in the paint-MD 30,UM 34. Points off turnovers-MD 12,UM 15.  
2nd chance points-MD 10,UM 12. Fast break points-MD 15,UM 6.  
Bench points-MD 26,UM 22. Score tied-11 times. Lead changed-13 times.  
Last FG-MD OT2-00:01,UM OT2-02:13.  
Largest lead-MD by 3 1st-09:06,UM by 16 2nd-07:09.

## Miami 78, No. 7/5 Duke 74

## Game 21

02-05-12

Cameron Indoor Stadium

Leave it to the biggest player on Miami's roster to put the Hurricanes on his back and carry them to their most impressive victory in quite a while. Reggie Johnson - all 6-foot-10 and 284 pounds of him - scored five of his career-high 27 points in overtime of Miami's 78-74 upset of No. 7 Duke on Sunday. Johnson added a season-high 12 rebounds and was a handful all game for the Blue Devils to deal with. Miami out-rebounded them 48-43 and outscored them 38-26 in the paint. Kenny Kadji added 15 points for the Hurricanes (14-7, 5-3 Atlantic Coast Conference), who blew a 16-point lead in the second half, then regrouped to claim their first big victory for their new coach. That poise gave Miami its first victory at Cameron Indoor Stadium and just its second win over Duke since joining the ACC. The Hurricanes are on their first four-game winning streak since 2008 and have won three consecutive ACC road games for the first time. Seth Curry scored 22 points and freshman Austin Rivers added 20 for the Blue Devils (19-4, 6-2), who appeared listless while falling into that deep deficit before waking up with about 16 minutes left. Then, they missed all six of their free throws in overtime and wound up being beaten at home by a Florida-based conference rival for the second time this season. Mason Plumlee added 13 rebounds for Duke, which had its 45-game home winning streak snapped two weeks ago by No. 21 Florida State. The Blue Devils have lost two of three at Cameron and have dropped multiple home games for the first time since going 15-4 there in 2006-07. Still, the Blue Devils had plenty of chances in the extra session. They trailed 75-74 with Cook on the line, but he missed two free throws with 27.2 seconds left. After Johnson missed two foul shots with 26.2 seconds left to give Duke another shot, Cook missed badly on a running jumper with about 15 seconds left. DeQuan Jones extended Miami's lead to 77-74 with two foul shots with 12.9 seconds left. Rivers and Ryan Kelly missed 3s in the final seconds and Johnson added a free throw with one-tenth of a second remaining to silence the subdued arena. Johnson, a native of Winston-Salem, surpassed the 25 points he scored last season against Wake Forest. He scored the Hurricanes' first four points in overtime before Malcolm Grant's open-court layup put Miami up 75-69 with 2:10 left. Durand Scott added 11 points on 3-of-12 shooting for the Hurricanes, who had a chance to win it in regulation. Rivers tied it at 69 with one of two free throws with 21.5 seconds left. Miami had the ball last, but Johnson passed out of a double-team in the post to Scott, who couldn't get a shot off before the buzzer. Miami forced 14 turnovers and was cruising before going cold midway through the second half, managing only one field goal during the critical stretch that coincided with Duke's rally. Miami went up by 16 points three times, the last on Kadji's open 3-pointer from the key that made it 53-37 with 14 1/2 minutes left. But a putback by Johnson was the Hurricanes' only field goal for quite over the next 8 1/2 minutes. Duke, which missed 15 of 18 shots during the stretch that put it in such a huge hole, got equally hot during the 16-2 run led by Curry that put the Blue Devils right back in it.

Miami 14-7, 5-3 ACC tot		3-pt		rebounds							
#	Player	fg	fga	ft	fta	of	de	tot	pf	tp	a
35	Kenny Kadji	f	5	8	4	5	1	3	2	6	8
42	Reggie Johnson	c	11	17	0	1	5	10	8	4	12
00	Shane Larkin	g	2	8	2	6	1	2	3	1	7
01	Durand Scott	g	3	12	0	1	5	6	4	2	6
03	Malcolm Grant	g	1	9	0	5	0	0	3	3	1
04	Trey McKinney Jones	1	4	0	3	0	0	1	1	2	2
05	DeQuan Jones	3	5	0	0	3	4	2	6	8	1
15	Rion Brown	2	4	1	2	0	0	1	0	1	1
TEAM		2		4		6		1			
Totals		28		67		7		23		15	

TOTAL FG% 1st Half: 16-34 47.1% 2nd Half: 10-28 35.7% Game: 41.8%  
 3-Pt. FG% 1st Half: 5-12 41.7% 2nd Half: 2-10 20.0% Game: 30.4%  
 F Throw % 1st Half: 5-7 71.4% 2nd Half: 5-10 50.0% Game: 60.0%

Duke 19-4, 6-2 ACC tot		3-pt		rebounds							
#	Player	fg	fga	ft	fta	of	de	tot	pf	tp	a
05	Mason Plumlee	f	2	7	0	0	2	3	7	6	13
15	Josh Hairston	f	1	4	0	0	0	2	0	2	2
00	Austin Rivers	g	7	15	1	7	5	9	2	9	3
03	Tyler Thornton	g	1	3	1	3	0	0	0	0	0
20	Andre Dawkins	g	1	5	1	4	0	0	1	1	3
02	Quinn Cook	3	9	0	3	2	4	0	1	1	8
21	Miles Plumlee	1	2	0	0	0	0	2	2	4	3
30	Seth Curry	7	13	4	7	4	6	1	2	3	1
34	Ryan Kelly	3	10	2	7	0	0	3	4	7	8
TEAM		3		3							
Totals		26		68		9		31		13	

TOTAL FG% 1st Half: 11-30 36.7% 2nd Half: 13-31 41.9% Game: 38.2%  
 3-Pt. FG% 1st Half: 4-13 30.8% 2nd Half: 4-14 28.6% Game: 29.0%  
 F Throw % 1st Half: 2-3 66.7% 2nd Half: 11-13 84.6% Game: 59.1%

Officials: Karl Hess, Ray Natili, Michael Stephens  
 Technical fouls: Miami-None. Duke-None.

Attendance: 9314

Score by Periods

	1st	2nd	OT	Total
Miami	42	27	9	78
Duke	28	41	5	74

UM - Kadji fouled out at 0:21.5 in 2nd

Points in the paint-UM 38, DU 26. Points off turnovers-UM 15, DU 17.  
 2nd chance points-UM 22, DU 14. Fast break points-UM 6, DU 5.  
 Bench points-UM 16, DU 40. Score tied-6 times. Lead changed-9 times.  
 Last FG-UM OT-02:11, DU OT-01:16.  
 Largest lead-UM by 16 2nd-19:04, DU by 3 1st-08:15.

## RV Miami 65, Virginia Tech 49

## Game 22

02-09-12

BankUnited Center

Reggie Johnson scored 15 points as Miami defeated Virginia Tech 65-49 Thursday night to follow up Sunday's win over No. 7 Duke. The Hurricanes (15-7, 6-3 Atlantic Coast Conference) built an eight-point halftime lead and outscored Virginia Tech 10-4 in the first 4:22 of the second half. Johnson's layup with 15:38 remaining put the Hurricanes ahead, 40-26. The Hokies (13-11, 2-7) rallied with an 8-0 run. Dorian Finney-Smith's layup off a Miami turnover with 7:58 remaining ended the run and put Virginia Tech within 47-42. Trey McKinney Jones and Shane Larkin hit consecutive 3-pointers and the Hurricanes re-established a double-digit lead at 53-42 with 6:34 left. Larkin scored 14 points and Kenny Kadji finished with 11 points for Miami, which won its fifth straight. Erick Green led Virginia Tech with 17 points and increased his double-digit scoring streak to 25 consecutive games. The Hurricanes ran off 10 unanswered points during a 3:34 span midway through the first half. DeQuan Jones' baseline jumper with 8:38 remaining capped the run and gave Miami a 20-8 lead. Virginia Tech was held scoreless for a 6:21 stretch until Finney-Smith's put-back basket with 6:06 left made it 20-10. The Hokies had eight turnovers and missed five shots during their scoring drought. Johnson's 3-pointer with 2:48 remaining gave the Hurricanes their largest lead of the half at 28-12. The Hokies responded with a 10-0 run capped by Dorezo Hudson's 3-pointer with 23 seconds remaining. Rion Brown's dunk off a missed shot with 3 seconds left gave the Hurricanes a 30-22 lead at halftime.

Virginia Tech 13-11 (2-7) tot		3-pt		rebounds							
#	Player	fg	fga	ft	fta	of	de	tot	pf	tp	a
14	Victor Davila	f	3	4	0	0	0	2	4	6	3
15	Dorian Finney-Smith	f	2	6	0	1	0	2	6	8	1
10	Marquis Rankin	g	1	3	1	2	0	1	3	4	0
11	Erick Green	g	7	17	0	4	3	5	1	4	5
31	Jarell Eddie	g	2	6	2	4	0	0	7	7	3
01	Robert Brown	1	5	1	2	0	0	3	3	4	3
04	Cadarian Ralnes	0	5	0	0	2	2	1	0	1	2
05	Dorezo Hudson	3	8	1	2	1	2	0	1	0	8
42	C.J. Barksdale	0	0	0	0	0	0	2	0	2	0
TEAM		3		3							
Totals		19		54		15		6		9	

TOTAL FG% 1st Half: 9-26 34.6% 2nd Half: 10-28 35.7% Game: 35.2%  
 3-Pt. FG% 1st Half: 2-5 40.0% 2nd Half: 3-10 30.0% Game: 33.3%  
 F Throw % 1st Half: 2-2 100% 2nd Half: 4-7 57.1% Game: 66.7%

Miami 15-7 (6-3) tot		3-pt		rebounds							
#	Player	fg	fga	ft	fta	of	de	tot	pf	tp	a
35	Kenny Kadji	f	3	8	1	3	4	6	0	4	0
42	Reggie Johnson	c	6	11	1	2	2	4	3	4	7
00	Shane Larkin	g	5	9	3	5	1	1	0	2	2
01	Durand Scott	g	1	7	0	1	0	1	5	6	1
03	Malcolm Grant	g	1	9	0	5	2	2	2	0	4
04	Trey McKinney Jones	3	6	1	3	0	0	1	2	3	0
05	DeQuan Jones	2	5	0	0	0	0	1	1	2	1
10	Raphael Akpejor	0	0	0	0	0	0	0	0	0	0
11	Ryan Quigley	0	0	0	0	0	0	0	0	0	0
12	Justin Heller	0	0	0	0	0	0	0	0	0	0
15	Rion Brown	3	3	1	1	2	2	1	3	0	8
21	Erik Swoope	0	0	0	0	0	0	0	0	0	0
TEAM		1		2		3					
Totals		24		58		7		20		10	

TOTAL FG% 1st Half: 12-31 38.7% 2nd Half: 12-27 44.4% Game: 41.4%  
 3-Pt. FG% 1st Half: 3-11 27.3% 2nd Half: 4-9 44.4% Game: 35.0%  
 F Throw % 1st Half: 3-6 50.0% 2nd Half: 7-9 77.8% Game: 66.7%

Officials: Sean Corbin, Doug Simmons, Bernard Clinton

Technical fouls: Virginia Tech-None. Miami-None.

Attendance: 4292


Score by Periods

	1st	2nd	Total
Virginia Tech	22	27	49
Miami	30	35	65


Points in the paint-VT 14, UM 24. Points off turnovers-VT 14, UM 13.  
 2nd chance points-VT 12, UM 8. Fast break points-VT 8, UM 6.  
 Bench points-VT 13, UM 19. Score tied-0 times. Lead changed-0 times.  
 Last FG-VT 03:03, UM 2nd-00:26.  
 Largest lead-VT None, UM by 16 1st-02:48.




# 2011-12 Photo Roster




**25**  
**Garrius Adams**  
Jr. | G | 6-6 | 193  
Apex, N.C.  
Middle Creek




**10**  
**Raphael Akpejori**  
So. | F | 6-10 | 230  
Lagos, Nigeria  
Sunrise Christian Academy (Kan.)




**15**  
**Rion Brown**  
So. | G | 6-6 | 194  
Hinesville, Ga.  
Liberty County




**2**  
**Bishop Daniels**  
Fr. | G | 6-3 | 175  
Raleigh, N.C.  
Word of God Christian Academy




**45**  
**Julian Gamble**  
Sr. | F/C | 6-10 | 265  
Durham, N.C.  
Southern Durham




**3**  
**Malcolm Grant**  
Sr. | G | 6-1 | 188  
Brooklyn, N.Y.  
Robeson/Winchendon/Villanova




**12**  
**Justin Heller**  
So. | G | 6-2 | 185  
Boca Raton, Fla.  
West Boca Raton Community




**42**  
**Reggie Johnson**  
Jr. | C | 6-10 | 284  
Winston-Salem, N.C.  
Winston-Salem Prep




**5**  
**DeQuan Jones**  
Sr. | G/F | 6-8 | 221  
Stone Mountain, Ga.  
Wheeler




**35**  
**Kenny Kadji**  
Jr. | F/C | 6-11 | 251  
Douala, Cameroon  
Pendleton/IMG/Florida




**0**  
**Shane Larkin**  
Fr. | G | 5-11 | 160  
Orlando, Fla.  
Dr. Phillips (Fla.)




**4**  
**Trey McKinney Jones**  
R-Jr. | G | 6-5 | 216  
Milwaukee, Wis.  
South Milwaukee/UMKC




**11**  
**Ryan Quiglar**  
Sr. | G | 5-11 | 180  
Skyway, Wash.  
Renton




**1**  
**Durand Scott**  
Jr. | G | 6-5 | 202  
The Bronx, N.Y.  
Rice High



**21**  
**Erik Swoope**  
So. | F | 6-6 | 230  
Lake Elsinore, Calif.  
Harvard-Westlake



**Jim Larranaga**



**Eric Konkol**




**Michael Huger**



**Chris Caputo**



**Mike Summey**



# GARRUS ADAMS

Junior | Guard | 6-6 | 193

Apex, N.C. | Middle Creek

# #25

## Adams Season / Career Highs

### Points

Season: 15, at West Virginia 12/10/11

Career: 16, at UNGC 02/15/11

### Rebounds

Season: 8, vs. Tennessee Tech 11/11/11

Career: 9, vs. Virginia 2/5/11

### Assists

Season: 2 (3x), last at West Virginia 12/10/11

Career: 6, vs. McNeese State 11/24/10

### Steals

Season: 3, at Ole Miss 11/25/11

Career: 3, (4x) last at Ole Miss 11/25/11

### Blocked Shots

Season: 1, vs. Rutgers 11/15/11

Career: 2, (2x) last vs. Boston College 1/19/10

### Field Goals

Season: 5, at West Virginia 12/10/11

Career: 6, at UNGC 2/15/11

### Field Goal Attempts

Season: 8, (2x) last vs. FGCU 11/22/11

Career: 11, at UNGC 2/15/11

### Free Throws

Season: 4, vs. UNF 11/19/11

Career: 7, vs. UCF 12/18/10

### Free Throw Attempts

Season: 4 (2x) last at Ole Miss 11/25/11

Career: 12, vs. UCF 12/18/10

### 3-Point Field Goals

Season: 4, at West Virginia 12/10/11

Career: 4 (2x) last at West Virginia 12/10/11

### 3-Point Field Goal Attempts

Season: 7, vs. FGCU 11/22/11

Career: 7 (4x) last vs. FGCU 11/22/11

### Foul Disqualifications

Season: 1, vs. Tennessee Tech 11/11/11

Career: 1, vs. Tennessee Tech 11/11/11

### Minutes

Season: 32 (2x) last at West Virginia 12/10/11

Career: 40, vs. Virginia 2/5/11

**As a Junior (2011-12):** Season-high 15 points at West Virginia, including 4-of-6 from long distance ... Team-high 14 points against UNF ... Hit a trio of threes in win against Rutgers ... Grabbed a team-high eight rebounds vs. Tennessee Tech in the season opener.

**As a Sophomore (2010-11):** Played in all 36 games, with 24 starts - including a stretch of 15 straight during ACC play (1/15-3/6)... Averaged 7.3 points, 3.7 rebounds, 1.8 assists and 1.0 steal in 28.2 minutes per game... Played at least 20 minutes in 33-of-36 games this season, with his 1,014 minutes on the hardwood ranking 17th in program history... Scored in double-figures 12 times, including seven times versus ACC opponents... Grabbed five-plus boards 11 times this season, including a season-high nine in the overtime win over Virginia (2/5).

**As a Freshman (2009-10):** Averaged 3.8 points and 2.1 rebounds per game, playing in 32 games as a true freshman - tying Reggie Johnson for the second-most appearances among UM freshmen in 2009-10... Started seven-straight games in ACC play - also second most among UM freshmen, posting 3.9 points and 1.7 boards per outing versus conference opponents... Knocked down a three-pointer in seven of his last 12 games... Scored in double figures twice, including season- and game-high 13 points at Wake Forest (2/2) on a season-best 4-of-8 shooting from the field - including a season-best 3-for-5 from beyond the arc - with three rebounds and a steal.

**High School:** Ranked among the top 20 shooting guards by ESPN and among top 30 by Scout... Averaged 21.8 points per game as a senior en route to setting a new Middle Creek High School scoring record in career points... In 2009, named to N.C. Basketball Coaches Association District 5 All-District First Team and NCPreps.com All-State Boys Basketball Team... Competed in the North Carolina/South Carolina All-Star Classic... As a junior, averaged 18.2 points and 7.8 rebounds per game en route to NCHSAA 4-A All-State honors... Coached by David Kushner... Averaged 20.1 points per game with his AAU team - Garner Road, and was named to the all-tournament team at the Bob Gibbons Tournament of Champions in May 2008... Also recruited by Wake Forest, NC State, Virginia Tech and South Carolina.

**Personal:** First name is pronounced GARY-us ... Born Nov. 15, 1990 ... Son of Valerie and Gary Adams ... Brother to Devon, Ashley and Destiny ... A sports administration major with aspirations of becoming the general manager of an NBA team... Off the court, enjoys music.

2009-10			
Opposition	P	R	A
NC Central	3	4	0
Nova Southeastern	10	2	0
Tulane	4	2	1
UNC Wilmington	0	0	0
South Carolina	3	2	0
FGCU	6	3	2
USC Upstate	1	3	1
Minnesota	2	1	1
at Boston College	4	1	1
SC State	5	4	1
at Stetson	4	5	0
FAU	9	2	1
NC A&T	1	8	1
Bethune-Cookman	6	2	0
at Pepperdine	5	1	2
Wake Forest	0	1	0
at Virginia Tech	6	2	1
at Virginia	0	1	0
Boston College	2	2	3
at Maryland	4	1	1
Virginia Tech	3	1	0
at Wake Forest	13	3	0
at Florida St.	5	3	1
Georgia Tech	6	3	0
at Clemson	5	0	2
Duke	2	2	0
Virginia	3	3	0
NC State	9	1	0
at North Carolina	0	1	0
Florida St.	0	2	0
Wake Forest	0	0	0
Duke	0	0	0

2010-11			
Opposition	P	R	A
Jacksonville	3	1	3
at Memphis	5	7	0
at N.C. Central	10	3	2
at Rutgers	0	0	0
McNeese St.	11	4	6
at FGCU	13	5	1
Ole Miss	6	3	2
West Virginia	9	3	2
Stetson	4	2	5
UCF	7	5	0
Oral Roberts	10	2	0
Rice	9	4	3
Akron	4	1	1
Pepperdine	6	0	2
at Duke	0	3	0
at Clemson	14	5	3
BC	12	2	2
Florida St.	2	8	2
at NC State	2	2	2
UNC	12	3	1
at Virginia Tech	11	2	1
Georgia Tech	11	3	1
Virginia	8	9	2
at Wake Forest	8	4	1
Duke	9	6	2
at UNGC	16	4	2
Clemson	4	5	3
at BC	12	6	4
at Florida St.	7	8	3
Maryland	4	4	3
at Georgia Tech	7	1	1
Virginia	10	5	2
UNC	0	3	1
FAU	4	2	1
Missouri St.	8	3	1
at Alabama	4	4	1


## CAREER STATISTICS

CAREER STATISTICS					Total			3-Point			Free Throws			Rebounds			Scoring									
Season	GP	GS	Min.	Avg.	FG	FGA	Pct.	FG	FGA	Pct.	FT	FTA	Pct.	Off.	Def.	Tot.	Avg.	PF	FO	Ast.	TO	Blk	Stl	Pts.	Avg.	
2009-10	32	7	540	16.9	38	118	.322	26	89	.292	19	29	.655	19	47	66	2.1	20	0	19	25	6	23	121	3.8	
2010-11	36	24	1014	28.2	88	227	.388	35	114	.307	51	75	.680	37	95	132	3.7	68	0	66	60	6	37	262	7.3	
2011-12	10	6	213	21.3	18	45	.400	12	31	.387	9	16	.563	8	25	33	3.3	16	1	11	12	1	8	57	5.7	
TOTAL	78	37	1767	22.7	144	390	.369	73	234	.312	79	120	.658	64	167	231	3.0	104	1	96	97	13	68	440	5.6	

## ADAMS 2011-12

ADAMS 2011-12			TOTAL			3-PTS			FREE THROWS			REBOUNDS												
Opponent	Date	GS	Min	FG	FGA	Pct	3FG	FGA	Pct	FT	FTA	Pct	Off	Def	Tot	Avg	PF	FO	A	TO	Blk	Stl	Pts	Avg
TENNESSEE TECH	11-11-11	*	26	1	5	.200	0	2	.000	1	2	.500	2	6	8	8.0	5	1	0	1	0	1	3	3.0
RUTGERS	11-15-11	*	24	3	5	.600	3	5	.600	0	1	.000	1	2	3	5.5	1	0	2	3	1	0	9	6.0
UNF	11-19-11	*	29	4	8	.500	2	5	.400	4	4	1.000	3	2	5	5.3	0	0	2	1	0	1	14	8.7
FLORIDA GULF COAST	11-22-11	*	32	2	8	.250	2	7	.286	1	2	.500	0	4	4	5.0	1	0	1	2	0	2	7	8.3
at Ole Miss	11-25-11	*	30	1	5	.200	0	2	.000	2	4	.500	1	6	7	5.4	2	0	1	2	0	3	4	7.4
at Purdue	11-29-11	*	21	1	5	.200	0	2	.000	0	0	.000	0	1	1	4.7	3	0	1	0	0	0	2	6.5
UMASS	12-03-11	DNP --- Lower extremity injury																						
MEMPHIS	12-06-11		5	0	0	.000	0	0	.000	0	0	.000	0	0	0	4.0	0	0	0	1	0	0	0	5.6
at West Virginia	12-10-11		32	5	7	.714	4	6	.667	1	3	.333	1	2	3	3.9	1	0	2	0	0	1	15	6.8
vs FAU	12-17-11	DNP --- Lower extremity injury																						
at Charlotte	12-22-11	DNP --- Lower extremity injury																						
APPALACHIAN STATE	12-30-11		11	1	2	.500	1	2	.500	0	0	.000	0	1	1	3.6	3	0	1	0	0	0	3	6.3
UNCG	01-02-12		3	0	0	.000	0	0	.000	0	0	.000	0	1	1	3.3	0	0	1	2	0	0	0	5.7
Virginia	01-07-12	DNP --- Lower extremity injury																						
UNC	01-11-12	DNP --- Lower extremity injury																						
CLEMSON	01-18-12	DNP --- Lower extremity injury																						
NC State	01-22-12	Out indefinitely after knee surgery																						

Totals	6	213	18	45	.400	12	31	.387	9	16	.563	8	25	33	3.3	16	1	11	12	1	8	57	5.7
--------	---	-----	----	----	------	----	----	------	---	----	------	---	----	----	-----	----	---	----	----	---	---	----	-----



# RAPHAEL AKPEJIORI #10

Sophomore | Forward | 6-10 | 230

Lagos, Nigeria | Sunrise Christian Academy (Kan.)

**As a Sophomore (2011-12):** Blocked four shots to go along with five points and five rebounds against UNF ... Scored seven points, pulled down three rebounds and blocked a pair of shots in season opener against Tennessee Tech.

**As a Freshman (2010-11):** Saw action in 20 games as a true freshman, averaging 1.6 points and 1.6 rebounds in 4.9 minutes per game ... Productive during his time on the hardwood, with his 12 blocks tying for third most on the squad... UM's second most active player on the glass, pulling down 18.5 percent of the rebounds when he's in the game - including 20.8 percent of the defensive boards... Hit both free throws at UNC Greensboro (2/15), converting five of his last six attempts from the charity stripe during the season... Registered at least one block in four-straight games - including a career-high four blocks in the win over McNeese State (11/24), for the second-most blocks in a game by a Cane in 2011.

**High School:** Kansas All-State Class 1-A Honorable Mention selection... Rated as the No. 64 power forward by ESPN... Helped his team finish with just two losses in 2009-10, with one of those to nationally-ranked power Providence School (Fla.) who won the 2-A FHSAA state title... Poured in a game-high 23 points (including three dunks) and 12 rebounds in a win over Liberal... Added another double-double with 14 points and 10 rebounds against Dodge City... Named to the Fantasy of Lights All-Tournament Team after helping his team to a championship game win over Mansfield Timberview... Sat out the 2008-09 season with an injury... Named to the Hawk Challenge All-Tournament Team following back-to-back double-digit scoring performances in the state of Florida... Played AAU basketball for Baltimore Elite... Played in the international game during the 2008 Jordan Brand Basketball Classic in New York City... Coached by Kyle Lindsted at Sunrise Christian.

**Personal:** Full name is Ethasor Raphael Akpejiori ... Goes by Raphael ... First name is pronounced A-tha-saur ... Last name is pronounced AHK-peh-jour-ee ... Born Oct. 10, 1990 ... A standout in the classroom as well as on the court, majoring in mechanical engineering... Also recruited by Texas A&M, Colorado, USF and UCF.

## Akpejiori Season / Career Highs

### Points

Season: 7, vs. Tennessee Tech 11/11/11

Career: 8, vs. NC Central 11/19/10

### Rebounds

Season: 7, at Purdue 11/29/11

Career: 7, at Purdue 11/29/11

### Assists

Season: 1 (2x), last at Purdue 11/29/11

Career: 1 (2x), last at Purdue 11/29/11

### Steals

Season: 1 (2x), last at Purdue 11/29/11

Career: 1, 3x, last at Purdue 11/29/11

### Blocked Shots

Season: 4 vs. UNF 11/19/11

Career: 4 (2x), last vs. UNF 11/19/11

### Field Goals

Season: 3, vs. Tennessee Tech 11/11/11

Career: 3 (2x), last vs. Tennessee Tech 11/11/11

### Field Goal Attempts

Season: 4, UNF 11/19/11

Career: 4, UNF 11/19/11

### Free Throws

Season: 2 (3x), last vs. Memphis 12/06/11

Career: 4, at Rutgers 11/21/10

### Free Throw Attempts

Season: 4, vs. Memphis 12/06/11

Career: 4 (4x), last vs. Memphis 12/06/11

### 3-Point Field Goals

Season: -

Career: -

### 3-Point Field Goal Attempts

Season: -

Career: -

### Foul Disqualifications

Season: -

Career: -

### Minutes

Season: 22, vs. UNF 11/19/11

Career: 22, vs. UNF 11/19/11


2010-11				
Opposition	P	R	A	
Jacksonville	0	1	0	
at Memphis	2	1	0	
N.C. Central	8	5	0	
at Rutgers	4	2	0	
McNeese St.	2	4	0	
at FGCU	1	2	0	
West Virginia	0	0	0	
Stetson	2	0	0	
UCF	1	1	0	
Oral Roberts	2	4	0	
Rice	0	2	0	
Pepperdine	3	2	0	
at Duke	1	3	0	
at Clemson	0	0	0	
Florida St.	2	0	0	
UNC	1	1	0	
at Virginia Tech	0	0	0	
at UCG	2	2	0	
Maryland	0	0	0	
at Alabama	0	1	0	

## CAREER STATISTICS

CAREER TOTALS																													
Season	GP	GS	Min.	Avg.	FG	FGA	Pct.	FG	FGA	Pct.	FT	FTA	Pct.	Off.	Def.	Tot.	Avg.	PF	FO	Ast.	TO	Blk	Stl	Pts.	Avg.				
2010-11	20	0	98	4.9	5	10	.500	0	0	.000	21	32	.656	13	18	31	1.6	16	0	0	5	12	2	31	1.6				
2011-12	15	2	123	8.2	12	22	.545	0	0	.000	10	17	.588	17	8	25	1.7	25	0	2	6	9	2	34	2.3				
TOTAL	35	2	221	6.3	17	32	.531	0	0	.000	31	49	.633	30	26	56	1.6	41	0	2	11	21	4	65	1.9				

## AKPEJIORI 2011-12

Opponent	Date	GS	Min	FG	FGA	Pct	3FG	FGA	Pct	FT	FTA	Pct	Off	Def	Tot	Avg	PF	FO	A	TO	Blk	Stl	Pts	Avg	
TENNESSEE TECH	11-11-11		12	3	3	1.000	0	0	.000	1	1	1.000	3	0	3	3.0	1	0	0	0	2	1	7	7.0	
RUTGERS	11-15-11		7	1	2	.500	0	0	.000	1	2	.500	0	1	1	2.0	3	0	1	0	0	0	3	5.0	
UNF	11-19-11		22	2	4	.500	0	0	.000	1	2	.500	3	1	4	2.7	3	0	0	0	4	0	5	5.0	
FLORIDA GULF COAST	11-22-11		6	0	0	.000	0	0	.000	0	0	.000	0	0	0	2.0	1	0	0	0	1	0	0	3.8	
at Ole Miss	11-25-11		2	0	1	.000	0	0	.000	0	0	.000	1	0	1	1.8	0	0	0	0	0	0	0	3.0	
at Purdue	11-29-11		14	0	2	.000	0	0	.000	2	2	1.000	5	2	7	2.7	3	0	1	3	0	1	2	2.8	
UMASS	12-03-11	*	15	2	2	1.000	0	0	.000	2	3	.667	2	1	3	2.7	4	0	0	0	1	0	6	3.3	
MEMPHIS	12-06-11	*	13	0	1	.000	0	0	.000	2	4	.500	1	1	2	2.6	2	0	0	3	1	0	2	3.1	
at West Virginia	12-10-11		16	1	3	.333	0	0	.000	1	2	.500	1	1	2	2.6	3	0	0	0	0	0	3	3.1	
vs FAU	12-17-11		DNP																						
at Charlotte	12-22-11		1	0	0	.000	0	0	.000	0	0	.000	0	0	0	2.3	0	0	0	0	0	0	0	2.8	
APPALACHIAN STATE	12-30-11		2	0	1	.000	0	0	.000	0	0	.000	0	0	0	2.1	0	0	0	0	0	0	0	2.5	
UNCG	01-02-12		DNP																						
at Virginia	01-07-12		DNP																						
at North Carolina	01-10-12		2	1	1	1.000	0	0	.000	0	0	.000	0	1	1	2.0	1	0	0	0	0	0	2	2.5	
CLEMSON	01-18-12		DNP																						
at Georgia Tech	01-24-12		DNP																						
at Boston College	01-29-12		1	0	0	.000	0	0	.000	0	0	.000	0	0	0	1.8	0	0	0	0	0	0	0	2.3	
MARYLAND	02-01-12		10	2	2	1.000	0	0	.000	0	1	.000	1	0	1	1.8	5	1	0	0	0	0	4	2.4	
at Duke	02-05-12		DNP																						
VIRGINIA TECH	02-09-12		0	0	0	.000	0	0	.000	0	0	.000	0	0	0	1.7	0	0	0	0	0	0	0	2.3	
Totals			2	123	12	22	.545	0	0	.000	10	17	.588	17	8	25	1.7	25	0	2	6	9	2	34	2.3



# RION BROWN

Sophomore | Guard | 6-6 | 194

Hinesville, Ga. | Liberty County

# #15

## Brown Season / Career Highs

### Points

Season: 15 (2x) last vs. App State 12/30/11

Career: 19, vs. Maryland 3/2/11

### Rebounds

Season: 4 (3x), last vs. NC State 1/22/12

Career: 8, vs. Georgia Tech 2/3/11

### Assists

Season: 3, at Boston College, 1/29/12

Career: 3, (2x) last at Georgia Tech 3/6/11

### Steals

Season: 2 (2x) last, at BC, 1/29/12

Career: 3, vs. NC Central 11/19/10

### Blocked Shots

Season: 1, vs. UMass 12/3/11

Career: 1, (4x) last vs. UMass 12/3/11

### Field Goals

Season: 5, vs. FAU 12/17/11

Career: 6, vs. Maryland 3/2/11

### Field Goal Attempts

Season: 9, vs. NC State 1/22/12

Career: 10, at Florida State 2/26/11

### Free Throws

Season: 5, vs. Appalachian State 12/30/11

Career: 5 (2x) last vs. App State 12/30/11

### Free Throw Attempts

Season: 6, vs. Appalachian State 12/30/11

Career: 6 (2x) last vs. App State 12/30/11

### 3-Point Field Goals

Season: 4, vs. FAU 12/17/11

Career: 6, vs. Maryland 3/2/11

### 3-Point Field Goal Attempts

Season: 6, vs. NC State 1/22/12

Career: 7, vs. Maryland 3/2/11

### Foul Disqualifications

Season: -

Career: -

### Minutes

Season: 27 (3x) last vs. UNCG 1/2/12

Career: 31, vs. NC Central 11/19/10

**As a Sophomore (2011-12):** Productive night at Charlotte with 11 points in 17 minutes ... Notched a season-high 15 points vs. FAU, hitting 4-of-5 from long range ... Did not play against UNF due to illness ... Scored seven points and pulled down three rebounds in the season opener against Tennessee Tech.

**As a Freshman (2010-11):** Played in all 36 games, starting all five contests in the postseason - two in ACC Tournament play and three in the NIT... Averaged 4.4 points and 2.0 rebounds in 16.9 minutes per game... Saw 15-plus minutes on the hardwood in each of the final 18 games, including a personal ACC-high 30 minutes in a breakout game versus Maryland (3/2)... Versus the Terps, registered career highs in points (19), field goals made (6), three-pointers made (6) and assists (3)... Finished 6-of-7 from long range, becoming the third Cane to convert six threes in a single game this season (Adrian Thomas and Malcolm Grant each did it twice)... His six three-pointers are the most by a Miami freshman in a decade -- since Darius Rice went 7-for-15 from downtown versus Virginia Tech on Jan. 10, 2001... Also had a big game versus Virginia (2/5) - with the Canes trailing five points with 30 seconds remaining in regulation, sank a deep three-pointer from the U logo, and then with Miami down by three, converted all three free throws with just 13 seconds on the clock to send the game into overtime... Finished with eight points -- with those five in the final 30 seconds of regulation, three rebounds and a block in 24 minutes.

**High School:** Selected the Class 3-A South Player of the Year by the Georgia Athletic Coaches Association... Listed as a four-star recruit by Rivals and Scout.com... Rated as the No. 15 shooting guard by Scout, No. 47 shooting guard by ESPN and No. 61 nationally by Rivals... Selected as a GHSA State Senior All-Star... As a senior, averaged 22.8 points per game, while shooting 55 percent from the field and 38 percent from beyond the arc... Set school records with a single-game high of 42 points and the single-season record of 660 points... Selected as the WTOG-TV Player of the Week (1/11/10) after that career-high 42-point performance in a win over Burke County... Helped lead his team to the second round of the Georgia 3-A High School State Playoffs... Scored a game-high 28 points (including 10 in the fourth quarter) in a win over West Laurens... Dropped in 28 points for Liberty County in a win over Metter and added 26 points against Bradwell as part of the Gentlemen's Classic Tournament in Statesboro, Ga... Finished with 25 points in Liberty County's win over Thomson... Teammate of Tennessee signee Jordan McRae... Coached by Willie Graham... Played AAU basketball for the Worldwide Renegades.

**Personal:** First name is pronounced Ryan ... Born Sept. 3, 1991 ... Son of Lisa Brown and Tico Brown, who played basketball at Georgia Tech, in the Continental Basketball Association and overseas. When he retired, Tico was the CBA's all-time leading scorer (8,538 points) and was voted to the All-Time CBA Team ... Brother to Tico Brown II ... Majoring in sports administration... Also recruited by Georgia, Alabama and Virginia.


2010-11			
Opposition	P	R	A
Jacksonville	3	2	1
at Memphis	0	2	0
N.C. Central	17	2	2
at Rutgers	5	2	0
McNeese St.	16	4	0
at FGCU	5	0	1
Ole Miss	3	2	1
West Virginia	0	1	0
Stetson	3	0	1
UCF	0	0	0
Oral Roberts	1	1	0
Rice	0	1	0
Akron	0	1	0
Pepperdine	9	1	0
at Duke	0	0	0
at Clemson	1	0	0
BC	0	0	1
Florida St.	0	1	0
at NC State	3	0	1
UNC	0	1	0
at Virginia Tech	7	3	0
Georgia Tech	5	8	1
Virginia	8	3	0
at Wake-Forest	0	2	2
Duke	8	3	0
at UNCG	0	1	0
Clemson	5	2	0
at BC	4	1	0
at Florida St.	3	7	1
Maryland	19	3	3
at Georgia Tech	3	3	3
Virginia	9	3	0
UNC	5	3	1
FAU	6	1	0
Missouri St.	7	3	2
at Alabama	2	5	1

## CAREER STATISTICS

Season	GP	GS	Min.	Avg.	FG	FGA	Pct.	FG	FGA	Pct.	FT	FTA	Pct.	Off.	Def.	Tot.	Avg.	PF	FO	Ass.	TO	Blk	Stl	Pts.	Avg.
2010-11	36	5	607	16.9	51	141	.362	32	90	.356	23	33	.697	13	59	72	2.0	54	0	22	33	3	10	157	4.4
2011-12	20	0	347	17.4	34	83	.410	21	51	.412	23	30	.767	14	27	41	2.1	22	0	9	17	1	8	112	5.6
TOTAL	56	5	954	17.0	85	224	.379	53	141	.376	46	63	.730	27	86	113	2.0	76	0	31	50	4	18	269	4.8

## BROWN 2011-12

Opponent	Date	GS	Min	FG	FGA	Pct	3FG	FGA	Pct	FT	FTA	Pct	Off	Def	Tot	Avg	PF	FO	A	TO	Blk	Stl	Pts	Avg
TENNESSEE TECH	11-11-11		17	1	6	.167	1	4	.250	4	4	1.000	1	2	3	3.0	2	0	1	2	0	0	7	7.0
RUTGERS	11-15-11		8	0	4	.000	0	2	.000	0	0	.000	2	2	4	3.5	1	0	1	1	0	0	0	3.5
UNF	11-19-11		DNP - Illness																					
FLORIDA GULF COAST	11-22-11		DNP - Illness																					
at Ole Miss	11-25-11		2	0	1	.000	0	1	.000	0	0	.000	0	0	0	2.3	0	0	0	1	0	1	0	2.3
at Purdue	11-29-11		24	1	4	.250	0	3	.000	1	2	.500	1	3	4	2.8	0	0	0	0	0	0	3	2.5
UMASS	12-03-11		19	2	6	.333	1	2	.500	2	2	1.000	1	1	2	2.6	0	0	0	3	1	0	7	3.4
MEMPHIS	12-06-11		19	1	4	.250	1	2	.500	3	4	.750	0	1	1	2.3	0	0	0	0	0	0	6	3.8
at West Virginia	12-10-11		2	0	0	.000	0	0	.000	0	0	.000	0	0	0	2.0	0	0	0	0	0	0	0	3.3
vs FAU	12-17-11		27	5	7	.714	4	5	.800	1	2	.500	0	0	0	1.8	2	0	0	1	0	0	15	4.8
at Charlotte	12-22-11		17	3	5	.600	3	5	.600	2	2	1.000	0	2	2	1.8	3	0	0	2	0	0	11	5.4
APPALACHIAN STATE	12-30-11		27	4	5	.800	2	3	.667	5	6	.833	0	3	3	1.9	1	0	0	0	0	2	15	6.4
UNCG	01-02-12		27	2	5	.400	2	3	.667	0	0	.000	1	1	2	1.9	1	0	1	2	0	1	6	6.4
at Virginia	01-07-12		12	1	3	.333	1	2	.500	1	2	.500	0	1	1	1.8	0	0	0	0	0	0	4	6.2
at North Carolina	01-10-12		15	1	1	1.000	1	1	1.000	0	0	.000	0	2	2	1.8	2	0	0	1	0	0	3	5.9
CLEMSON	01-18-12		24	2	5	.400	1	3	.333	0	0	.000	1	1	2	1.9	1	0	0	2	0	0	5	5.9
NC STATE	01-22-12		23	4	9	.444	1	6	.167	1	2	.500	1	3	4	2.0	1	0	0	0	0	0	10	6.1
at Georgia Tech	01-24-12		15	0	3	.000	0	2	.000	0	0	.000	1	0	1	1.9	3	0	1	0	0	0	0	5.8
MARYLAND	02-01-12		20	1	4	.250	1	3	.333	2	2	1.000	1	2	3	2.1	1	0	1	1	0	0	5	5.5
at Duke	02-05-12		16	2	4	.500	1	2	.500	0	0	.000	1	0	1	2.0	2	0	1	0	0	1	5	5.5
VIRGINIA TECH	02-09-12		18	3	3	1.000	1	1	1.000	1	2	.500	2	1	3	2.1	0	0	0	1	0	1	8	5.6
Totals		0	347	34	83	.410	21	51	.412	23	30	.767	14	27	41	2.1	22	0	9	17	1	8	112	5.6



# BISHOP DANIELS

Freshman | Guard | 6-3 | 175

## #2


Raleigh, N.C. | Word of God Christian Academy

**As a Freshman (2011-12):** Will redshirt after missing most of the fall semester with a foot injury.

**High School:** A speedy combo guard, known for his high-flying dunks... Has shown improved range after working on his three-point shot... Rated the No. 4 dunker in the 2011 class by Rivals... Also ranked among the nation's top shooting guards - at No. 29 by Scout and No. 46 by ESPN... As a senior, averaged 18 points, 5 rebounds and 4 assists per game en route to a state semifinals appearance and a 23-3 record... Averaged 13 points, 5 assists and 4 rebounds per game as a junior... Played for the same high school as John Wall, the No. 1 draft pick in 2010 by the Washington Wizards.... Played AAU ball for the CP3 All-Stars... Reconfirmed his commitment to the University of Miami after meeting with Coaches Larranaga and Huger.... Also recruited by Purdue, Tennessee, NC State, Rutgers, Colorado, DePaul and Charlotte.

**Personal:** Born Nov. 2, 19992 ... Given name is DeLante Bishop Daniels ... Son of Bonnie and Eugene Daniels ... The fourth North Carolina native on the roster, joining Reggie Johnson, Garrius Adams and Julian Gamble.





# JULIAN GAMBLE

Senior | Forward/Center | 6-10 | 265

# #45

Durham, N.C. | Southern Durham

**As a Senior (2011-12):** Will sit out this year after injuring his left ACL in the summer.

**As a Junior (2010-11):** Played in all 36 games this season, with 13 starts - including six in ACC play... Averaged 4.0 points, 3.4 rebounds and 0.8 blocks per game, converting 59.8 percent of his field goals... Scored in 33-of-36 games, averaging 7.0 points and 4.8 rebounds over the last six outings, converting 73.9 percent of his field goals... In three NIT games, averaged 7.3 points and 5.7 rebounds while shooting 88.9 percent from the field (8-9).

2008-09				
Opposition	P	R	A	
Florida Southern	4	6	0	
Southern Miss	0	0	0	
Connecticut	0	1	0	
San Diego	0	5	3	
Stetson	1	2	0	
at Kentucky	0	3	1	
FIU	6	3	1	
Robert Morris	0	0	0	
Clemson	0	3	0	
at St. John's	10	3	1	
UNF	13	13	1	
NC Central	6	7	0	
FAU	0	0	0	
Maryland	0	0	0	
at North Carolina	0	0	0	
at NC State	2	3	0	
at Maryland	1	0	0	
North Carolina	4	5	0	
at Florida State	1	2	1	
at Virginia	0	1	0	
NC State	0	2	0	
Virginia Tech	7	0	0	
at Providence	2	1	0	
at Florida	0	1	0	

2009-10				
Opposition	P	R	A	
NC Central	10	3	1	
Nova Southeastern	5	4	0	
Tulane	2	1	0	
UNC Wilmington	2	0	0	
South Carolina	0	0	0	
FGCU	0	1	0	
USC Upstate	4	5	4	
Minnesota	0	1	0	
at Boston College	0	0	0	
SC State	0	4	3	
at Stetson	4	2	0	
FAU	2	1	0	
NCA&T	2	4	3	
Bethune-Cookman	0	0	1	
at Pepperdine	4	3	0	
Wake Forest	5	2	0	
at Virginia Tech	0	0	0	
at Virginia	0	0	0	
Boston College	4	1	0	
at Maryland	0	1	0	
Virginia Tech	2	0	0	
at Wake Forest	3	3	0	
at Florida St.	9	3	1	
Georgia Tech	4	7	2	
at Clemson	3	5	1	
Duke	4	1	1	
Virginia	13	12	3	
NC State	6	4	0	
at North Carolina	8	7	2	
Florida St.	5	1	0	
Wake Forest	8	13	1	
Virginia Tech	2	5	1	
Duke	4	2	0	

2010-11				
Opposition	P	R	A	
Jacksonville	10	5	0	
at Memphis	4	3	0	
N.C. Central	2	4	1	
at Rutgers	0	1	0	
McNeese St.	2	5	0	
at FGCU	2	0	0	
Ole Miss	4	4	1	
West Virginia	2	3	0	
Stetson	6	7	1	
UCF	4	1	0	
Oral Roberts	2	0	0	
Rice	4	3	1	
Akron	3	3	0	
Pepperdine	2	0	0	
at Duke	7	3	0	
at Clemson	2	0	1	
BC	4	7	0	
Florida St.	2	4	0	
at NC State	4	6	2	
UNC	0	2	0	
at Virginia Tech	4	5	0	
Georgia Tech	5	6	0	
Virginia	0	1	0	
at Wake Forest	4	7	1	
Duke	4	2	2	
at UNCG	8	5	2	
Clemson	5	4	0	
at BC	2	3	0	
at Florida St.	1	0	0	
Maryland	2	1	1	
at Georgia Tech	7	4	2	
Virginia	11	5	0	
UNC	2	3	1	
FAU	8	8	2	
Missouri St.	7	3	0	
at Alabama	7	6	0	

## Gamble Season / Career Highs

<b>Points</b>	
Career: 13, (2x) last vs. Virginia 2/23/10	
<b>Rebounds</b>	
Career: 13, (2x) vs. Wake Forest 3/11/10	
<b>Assists</b>	
Career: 4, vs. USC Upstate 11/28/09	
<b>Steals</b>	
Career: 2 (7x), last at Clemson 1/8/11	
<b>Blocked Shots</b>	
Career: 4, at North Carolina 3/2/10	
<b>Field Goals</b>	
Career: 6, vs. Virginia 2/23/10	
<b>Field Goal Attempts</b>	
Career: 10, at North Carolina 3/2/10	
<b>Free Throws</b>	
Career: 7, vs. UNF 12/31/08	
<b>Free Throw Attempts</b>	
Career: 10, vs. UNF 12/31/08	
<b>3-Point Field Goals</b>	
Career: 1, at North Carolina 3/2/10	
<b>3-Point Field Goal Attempts</b>	
Career: 2, at North Carolina 3/2/10	
<b>Foul Disqualifications</b>	
Career: 5x, last at Wake Forest 2/9/11	
<b>Minutes</b>	
Career: 28 vs. Wake Forest 3/11/10	

## GAMBLE CAREER STATISTICS

Season	GP	GS	Min.	Avg.	FG	FGA	Pct.	FG	FGA	Pct.	FT	FTA	Pct.	Off.	Def.	Tot.	Avg.	PF	FO	Ast.	TO	Blk	Stl	Pts.	Avg.
2008-09	24	0	179	7.5	20	46	.435	0	0	.000	17	29	.586	22	39	61	2.5	23	0	8	4	14	3	57	2.4
2009-10	33	11	440	13.3	45	94	.479	1	4	.250	24	34	.706	39	57	96	2.9	59	2	24	37	25	17	115	3.5
2010-11	36	13	546	15.2	61	102	.598	0	1	.000	21	49	.429	41	83	124	3.4	92	3	18	33	30	14	143	4.0
TOTAL	93	24	1165	12.5	126	242	.521	1	5	.200	62	112	.554	102	179	281	3.0	174	5	50	74	69	34	315	3.4

**As a Sophomore (2009-10):** Among five Hurricanes to play in all 33 games, including 11-straight starts to close the season... Averaged 6.6 points on 52.6 percent shooting from the field and 6.3 rebounds over his last seven starts... For the season, posted 3.5 points, 2.9 rebounds and 0.8 blocks per game, while converting 70.6 percent from the line... Posted multiple blocks in four games, including a career-high four at North Carolina (3/2)... Versus the Tar Heels, added eight points -- including his first career three-pointer to beat the halftime buzzer, seven boards, a career-high tying two steals and two assists in 26 minutes... Grabbed double-figure rebounds twice and five-plus boards seven times, including six times versus conference opponents... Honored with team's "Outstanding Student-Athlete Award" at the 2010 postseason banquet for his efforts on the court and in the classroom.

**As a Redshirt Freshman (2008-09):** Saw action in 24 games in his first campaign as a Hurricane, including 10 games versus ACC opponents... Among just six ACC freshmen to record a double-double during the season, posting a career-high 13 points and a career-high 13 rebounds in the win over North Florida (12/31), converting 3-of-5 field goals and a season-high 7-of-10 free throws... Also scored in double figures in the win at St. John's (12/27), finishing with 10 points on perfect 4-of-4 shooting from the field and 2-of-2 shooting from the line in 12 minutes... Grabbed five-or-more rebounds five times, including a four-point, five-board effort in 15 minutes versus then-No. 3/3 North Carolina (2/15).

**High School:** Three-year letterwinner at Southern Durham High School, the same high school as former UM teammate Anthony King... Averaged 18 points, 10 rebounds and five blocks per game as a senior... A two-time all-conference selection... Rated the No. 27 center in the class of 2007 by Scout.com and the No. 4 overall player in the state of North Carolina by Rivals.com... Coached by David Pyper.

**Personal:** Born Sept. 15, 1989 ... Son of Sarah Gamble ... Brother to Talonny, Javon, William and Raquel ... A sports administration major with a minor in business administration... Off the court, enjoys playing video games... Traveled to Africa during the summer of 2008 with Athletes in Action, getting the opportunity to play basketball with other collegians from across the country, as well as hold basketball clinics for local children... Big body... Great inside game-- team's best post passer... Strong basketball IQ and good skill level... Has shown tremendous growth through his redshirt season in 2007-08 up until the present... Nicknames include "Jules" and "JG".



# MALCOLM GRANT

Senior | Guard | 6-1 | 188

Brooklyn, N.Y. | Paul Robeson High | Winchendon Academy (Mass.) | Villanova

# #3

## Grant Season / Career Highs

### Points

Season: 22, at Ole Miss 11/25/11

Career: 26, vs. West Virginia 12/4/10

### Rebounds

Season: 6, vs. Maryland 2/1/12

Career: 7, at Memphis 11/15/10

### Assists

Season: 5, vs. FAU 12/17/11

Career: 9, vs. McNeese State 11/24/10

### Steals

Season: 2 (7x), last vs. Virginia Tech 2/9/12

Career: 4, vs. North Carolina 3/11/11

### Blocked Shots

Season: -

Career: 1 (3x), last at Memphis 11/15/10

### Field Goals

Season: 8, at Ole Miss 11/25/11

Career: 9, at NC State 1/23/11

### Field Goal Attempts

Season: 18, at Ole Miss 11/25/11

Career: 18, at Ole Miss 11/25/11

### Free Throws

Season: 7, vs. FGCU 11/22/11

Career: 13, vs. West Virginia 12/4/10

### Free Throw Attempts

Season: 10, vs. FGCU 11/22/11

Career: 14, vs. West Virginia 12/4/10

### 3-Point Field Goals

Season: 6, at Ole Miss 11/25/11

Career: 6 (3x), last at Ole Miss 11/25/11

### 3-Point Field Goal Attempts

Season: 12(2x), last vs. Maryland 2/1/12

Career: 12(2x), last vs. Maryland 2/1/12

### Foul Disqualifications

Season: -

Career: -

### Minutes

Season: 42, vs. FAU 12/17/11

Career: 42, vs. FAU 12/17/11

## Preseason All-ACC, 2011-12 | All-ACC Third Team, 2010-11

As a Senior (2011-12): Missed the game at Charlotte and vs. Appalachian State due to a death in the family... Notched 21 points, hitting four treys and seven free throws against FGCU... Scored 19 points hitting four long balls against Rutgers... Hit a pair of treys on his way to 15 points in the season opener.

As a Junior (2010-11): Only Hurricane to start all 36 games, setting a UM record, while his 1,165 minutes on the hardwood are third most by a Miami player in a single season... Averaged a team-high 14.8 points, team-high 3.2 assists and 1.8 rebounds per game, converting 41.8 percent from the field, 42.3 percent from long range... ninth-best in UM history and 85.3 percent from the line... Named to the All-ACC Third Team... One of just two players to lead the ACC in as many as three different statistical categories, closing 2011 as the ACC's leader in three-point field goal percentage (19th in the nation), free throw percentage (12th in program history, 51st in the nation) and three-point field goals per game (49th in the nation), while ranking ninth in both scoring and minutes... The third Hurricane to lead the ACC in three-point field goal percentage in the last four seasons... Has hit 41.9 percent from long range over his career to rank third-best in program history, while his 81.9 percent career free throw percentage is ninth best... Tallied 100 assists for the second-straight season alongside Durand Scott, becoming the first teammates to notch consecutive 100-assists seasons since Thomas Hocker and Kevin Presto achieved the feat in both 1987-88 and 1988-89... His 232 career assists rank 14th in program history... Earned his first ACC Player of the Week honors (12/27/10) and named Las Vegas Holiday Hoops Classic MVP after averaging 19.0 points and 2.3 assists per game in leading UM to a 3-0 mark, while shooting 52 percent from the field (13-25), 50 percent from beyond the arc (6-12) and 92.6 percent from the line (25-27)... Scored in double figures 29 times with his eighth 20-point game of the season in the NIIT-opening win over FAU (3/16), knocking down 7-of-12 shots from the field and 8-of-11 from the line en route to 23 points - his highest scoring performance of the season when hitting just one three, with three assists... Hit a three in 33 of 36 games this season - taking an ACC-long 23-game three-point streak into next season, the fifth-longest stretch in UM history... Hit three-plus threes 19 times, including a career-high six twice - versus Rice (12/22) and at Florida Gulf Coast (11/27)... His 94 triples tie for the second most in UM single-season history and his 155 career threes are 10th, while his 222 season attempts rank fourth and his 370 career attempts tie for 12th at UM... Shot 50 percent or better from beyond the arc 15 times - including a 5-for-5 performance at NC State (1/23) to tie a school record with 100 percent shooting from long range... Among the league's most improved scorers with his average increasing 5.2 points per game - from 9.6 points per game as a redshirt sophomore in 2010 to a team-leading 14.8 points this season.

As a Redshirt Sophomore (2009-10): Among five Hurricanes to play in all 33 games, making eight starts... Led the team in assists with 3.5 per game and was fourth in scoring with 9.6 points an outing... Converted 40.0 percent of his three-pointers against ACC opponents... Hit a three-pointer in the first 14 games this season - tying for the 10th longest streak in UM history - and in 28-of-33 games as a Hurricane... His 61 three-pointers ranked second-most on the team, as he hit multiple treys in 21 games... Including eight outings with three-or-more from long range... 21 games with four-plus assists... Sixth in the ACC in assist-to-turnover ratio (11.7:1)... Versus ACC opponents, ranked fourth in the league in assist-to-turnover ratio (1.97:1), tied for seventh in three-pointers made per game (1.8) and 10th in assists per game (3.6)... Over the ACC tournament, registered a 2.6-to-1 assist-to-turnover ratio and shot 45.5 percent from beyond the arc... Dished out four-plus assists in eight of the last 10 games... Second most efficient free throw shooter on the squad, converting 75.6 percent for the season and 87.5 percent (21-24) over the last seven games, including making his last 13 straight free throws for the season... Scored in double figures 14 times - second most among returning players in 2010.

At Villanova (2007-08): Played in 29 games, including four starts in BIG EAST play, as a freshman with Villanova... Averaged 5.6 points and 1.4 assists in 12.7 minutes per game... Converted a team-best 46.6 percent from three-point range (37-44), 84.1 percent from the line (37-44) and 39.0 percent from the field (46-118)... Posted seven double-figure scoring efforts, including a season-high 23 points (6-7 FG) versus Rutgers (1/23) and a 22-point performance in an upset win over then-No. 13 Pittsburgh (1/6)... Also pivotal in Villanova's 21-point comeback win over LSU (12/6), scoring all 18 of his points in the final seven minutes - including 14 points in the last 2:55... Including his season-high six three-pointers versus Rutgers, hit three-or-more treys six times... Converted 4-of-5 treys in his collegiate debut versus Stony Brook (11/9) and hit a perfect 3-of-3 against George Mason (11/23)... Made every shot in the win over the Patriots, converting all three field goals - all three-pointers - and all four free throws in 13 minutes for 13 points... Sank a season-high 9-of-10 free throws in victory over LSU (12/6) and hit 6-of-7 from the line versus Pitt (1/6).

High School: Prepped for one season at Winchendon Academy in Massachusetts... Graduated from Paul Robeson High School in his native Brooklyn in 2006... At Robeson, selected PSAL Player of the Year and named to the all-city second team... As a senior in 2005-06, averaged 23.0 points, 2.6 rebounds and 2.0 assists per game... Scored more than 1,500 career points... Coached by Todd Myles at Robeson and Michael Byrnes at Winchendon.

Personal: Born June 21, 1988... Son of William Duncan and Mary Grant... Brother to Unique, the late Sayeed and LeVar... Sports administration major with a minor in English literature... Nicknames include MG and Malky... Off the court, enjoys playing video games and singing.

2009-10			
Opposition	P	R	A
NC Central	6	4	3
Nova Southeastern	1	4	4
Tulane	10	2	4
UNC Wilmington	18	1	2
South Carolina	7	1	3
FGCU	14	5	4
USC Upstate	6	1	5
Minnesota	16	2	2
at Boston College	18	0	4
SC State	6	1	6
at Stetson	9	2	4
FAU	7	2	2
NC A&T	14	4	5
Bethune-Cookman	8	1	0
at Pepperdine	3	1	4
Wake Forest	14	3	6
at Virginia Tech	9	0	4
at Virginia	7	3	5
Boston College	11	1	5
at Maryland	6	1	1
Virginia Tech	13	2	1
at Wake Forest	0	1	2
at Florida St.	9	4	1
Georgia Tech	11	3	5
at Clemson	13	0	4
Duke	0	1	2
Virginia	8	3	4
NC State	5	2	4
at North Carolina	12	5	8
Florida St.	6	1	0
Wake Forest	9	0	5
Virginia Tech	9	2	4
Duke	17	2	4

2010-11			
Opposition	P	R	A
Jacksonville	23	0	4
at Memphis	18	7	3
N.C. Central	8	4	2
at Rutgers	3	1	1
McNeese St.	10	2	9
at FGCU	20	1	5
Ole Miss	5	3	5
West Virginia	26	3	3
Stetson	11	0	2
UCF	19	3	4
Oral Roberts	15	0	1
Rice	25	0	3
Akron	17	5	3
Pepperdine	22	1	8
at Duke	11	1	5
at Clemson	15	0	2
BC	7	1	5
Florida St.	20	1	3
at NC State	23	2	3
UNC	17	1	5
at Virginia Tech	14	1	3
Georgia Tech	15	1	1
Virginia	11	1	3
at Wake Forest	10	2	1
Duke	16	3	0
at UNC	16	0	3
Clemson	7	2	5
at BC	15	2	1
at Florida St.	19	2	1
Maryland	16	4	2
at Georgia Tech	7	1	1
Virginia	16	4	7
UNC	16	2	5
FAU	23	0	3
Missouri St.	10	3	2
at Alabama	6	1	1

## CAREER STATISTICS

Season	GP	GS	Min.	Avg.	Total			3-Point			Free Throws			Rebounds				Scoring			
					FG	FGA	Pct.	FG	FGA	Pct.	FT	FTA	Pct.	Off.	Def.	Tot.	Avg.	PF	FO	Ass.	TO
2009-10	33	8	813	24.6	99	252	.393	61	148	.412	59	78	.756	5	57	62	1.9	43	0	117	66
2010-11	36	36	1165	32.4	158	378	.418	94	222	.423	122	143	.853	12	53	65	1.8	49	0	115	92
2011-12	20	20	635	31.8	77	226	.341	44	140	.314	47	61	.770	2	48	50	2.5	26	0	38	33
<b>TOTAL</b>	<b>89</b>	<b>64</b>	<b>2613</b>	<b>29.4</b>	<b>334</b>	<b>856</b>	<b>.390</b>	<b>199</b>	<b>510</b>	<b>.390</b>	<b>228</b>	<b>282</b>	<b>.809</b>	<b>19</b>	<b>158</b>	<b>177</b>	<b>2.0</b>	<b>118</b>	<b>0</b>	<b>270</b>	<b>191</b>

## GRANT 2011-12

Opponent	Date	GS	Min	FG	FGA	Pct	3FG	FGA	Pct	FT	FTA	Pct	Off	Def	Tot	Avg	PF	FO	A	TO	Blk	Stl	Pts	Avg	
TENNESSEE TECH	11-11-11	*	36	4	11	.364	2	7	.286	4	5	.800	0	4	4	4.0	3	0	2	5	0	0	14	14.0	
RUTGERS	11-15-11	*	27	5	14	.357	4	11	.364	5	6	.833	1	1	2	3.0	1	0	2	0	0	0	19	16.5	
UNF	11-19-11	*	30	4	11	.364	3	6	.500	2	3	.667	0	3	3	3.0	0	0	2	0	0	1	13	15.3	
FLORIDA GULF COAST	11-22-11	*	32	5	14	.357	4	11	.364	7	10	.700	0	4	4	3.3	1	0	0	0	0	2	21	16.8	
at Ole Miss	11-25-11	*	41	8	18	.444	6	12	.500	0	0	.000	0	3	3	3.2	2	0	1	0	0	0	22	17.8	
at Purdue	11-29-11	*	35	6	15	.400	2	6	.333	2	2	1.000	0	3	3	3.2	2	0	1	3	0	2	16	17.5	
UMASS	12-03-11	*	34	5	14	.357	3	7	.429	2	4	.500	0	2	2	3.0	3	0	2	2	0	1	15	17.1	
MEMPHIS	12-06-11	*	29	2	9	.222	1	5	.200	0	0	.000	0	2	2	2.9	1	0	0	2	0	0	5	15.6	
at West Virginia	12-10-11	*	37	7	14	.500	1	6	.167	2	2	1.000	0	2	2	2.8	1	0	2	1	0	1	17	15.8	
vs FAU	12-17-11	*	42	2	5	.400	2	2	1.000	3	6	.500	0	3	3	2.8	2	0	5	5	0	2	9	15.1	
at Charlotte	12-22-11		DNP - Death in the family																						
APPALACHIAN STATE	12-30-11		DNP - Death in the family																						
UNCG	01-02-12	*	19	3	9	.333	1	6	.167	1	2	.500	0	1	1	2.6	3	0	2	0	0	1	8	14.5	
at Virginia	01-07-12	*	35	3	12	.250	2	8	.250	0	0	.000	1	4	5	2.8	3	0	1	2	0	0	8	13.9	
at North Carolina	01-10-12	*	27	2	8	.250	0	5	.000	1	1	1.000	0	1	1	2.7	0	0	1	1	0	0	5	13.2	
CLEMSON	01-18-12	*	34	5	12	.417	4	7	.571	2	2	1.000	0	3	3	2.7	0	0	4	2	0	2	16	13.4	
NC STATE	01-22-12	*	21	0	7	.000	0	5	.000	5	6	.833	0	0	0	2.5	0	0	0	1	0	0	5	12.9	
at Georgia Tech	01-24-12	*	30	6	10	.600	4	6	.667	0	0	.000	0	0	0	2.4	1	0	2	1	0	0	16	13.1	
at Boston College	01-29-12	*	29	5	12	.417	2	8	.250	4	4	1.000	0	1	1	2.3	1	0	2	1	0	2	16	13.2	
MARYLAND	02-01-12	*	39	3	13	.231	3	12	.250	5	6	.833	0	6	6	2.5	1	0	3	4	0	2	14	13.3	
at Duke	02-05-12	*	30	1	9	.111	0	5	.000	0	0	.000	0	3	3	2.5	1	0	2	1	0	0	2	12.7	
VIRGINIA TECH	02-09-12	*	28	1	9	.111	0	5	.000	2	2	1.000	0	2	2	2.5	0	0	4	2	0	2	4	12.3	
Totals			20	635	77	226	.341	44	140	.314	47	61	.770	2	48	50	2.5	26	0	38	33	0	18	245	12.3



# JUSTIN HELLER

Sophomore | Guard | 6-2 | 185

Boca Raton, Fla. | West Boca Raton Community

# #12

## Heller Season / Career Highs

Points

Career:

Rebounds

Career: 2, vs. Appalachian State 12/30/11

Assists

Career:

Steals

Career:

Blocked Shots

Career:

Field Goals

Career:

Field Goal Attempts

Career:

Free Throws

Career:

Free Throw Attempts

Career:

3-Point Field Goals

Career:

3-Point Field Goal Attempts

Career:

Foul Disqualifications

Career:

Minutes

Career: 2, vs. Appalachian State 12/30/11

**As a Sophomore (2011-12):** Saw first-career playing time at Charlotte.

**As a Freshman (2010-11):** Walked onto the team... Practiced, but did not see any game time.

**High School:** After transferring to West Boca, played one year of varsity basketball for the Bulls... Among top 30 three-point scorers in Palm Beach County in 2009-10... The Bulls were the only team to beat powerhouse Dwyer, the top-ranked high school in the county, with an 82-73 victory.


**Personal:** Born on Dec. 26, 1991 ... Son of Neal Heller and Liz Heller ... Brother to Anthony Anderson ... Majoring in business, with aspirations of becoming a CEO... Recruited by American and North Florida ... Nickname is J-Hell.

## CAREER STATISTICS

CAREER STATISTICS				Total				3-Point			Free Throws			Rebounds				Scoring									
Season	GP	GS	Min.	Avg.	FG	FGA	Pct.	FG	FGA	Pct.	FT	FTA	Pct.	Off.	Def.	Tot.	Avg.	PF	FO	Asst.	TO	Blk	Stl	Pts.	Avg.		
2011-12	4	0	2	0.5	0	0	.000	0	0	.000	0	0	.000	0	2	2	0.5	0	0	0	1	0	0	0	0.0		

## HELLER 2011-12

Opponent	Date	GS	Min	TOTAL			3-PTS			FREE THROWS			REBOUNDS				PF	FO	A	TO	Blk	Stl	Pts	Avg
				FG	FGA	Pct	3FG	FGA	Pct	FT	FTA	Pct	Off	Def	Tot	Avg								
at Charlotte	12-22-11	0	0	0	0	.000	0	0	.000	0	0	.000	0	0	0	0.0	0	0	0	0	0	0	0	0.0
APPALACHIAN STATE	12-30-11	2	0	0	0	.000	0	0	.000	0	0	.000	0	2	2	1.0	0	0	0	1	0	0	0	0.0
at Boston College	01-29-12	0	0	0	0	.000	0	0	.000	0	0	.000	0	0	0	0.7	0	0	0	0	0	0	0	0.0
VIRGINIA TECH	02-09-12	0	0	0	0	.000	0	0	.000	0	0	.000	0	0	0	0.5	0	0	0	0	0	0	0	0.0
Totals		0	2	0	0	.000	0	0	.000	0	0	.000	0	2	2	0.5	0	0	0	1	0	0	0	0.0



# REGGIE JOHNSON

Junior | Center | 6-10 | 284

Winston-Salem, N.C. | Winston-Salem Prep

# #42

## Johnson Season / Career Highs

### Points

Season: 27, at Duke 2/5/12

Career: 27, at Duke 2/5/12

### Rebounds

Season: 12, at Duke 2/5/12

Career: 20, vs. FAU 3/16/11

### Assists

Season: 5, vs. FAU 12/17/11

Career: 5, vs. FAU 12/17/11

### Steals

Season: 2, vs. Appalachian State 12/30/11

Career: 2 (4x), last vs. Georgia Tech 2/3/11

### Blocked Shots

Season: 5, vs. FAU 12/17/11

Career: 5 (2x) last vs. FAU 12/17/11

### Field Goals

Season: 11, at Duke 2/5/12

Career: 11, at Duke 2/5/12

### Field Goal Attempts

Season: 17, at Duke 2/5/12

Career: 17 (2x), last at Duke 2/5/12

### Free Throws

Season: 7, vs. FAU 12/17/11

Career: 9, at Wake Forest 2/9/11

### Free Throw Attempts

Season: 10 (2x), last at Duke 2/5/12

Career: 12, at Wake Forest 2/9/11

### 3-Point Field Goals

Season: 1, vs. Maryland 2/1/12

Career: 1, vs. Maryland 2/1/12

### 3-Point Field Goal Attempts

Season: 1 (2x) last at Duke 2/5/12

Career: 1, vs. Maryland 2/1/12

### Foul Disqualifications

Season: 1, last vs. Maryland, 2/1/12

Career: 6x, last vs. Maryland, 2/1/12

### Minutes

Season: 36, vs. FAU 12/17/11

Career: 36, vs. FAU 12/17/11

2011 All-ACC Honorable Mention | 2010 ACC All-Tournament Second Team  
College Sports Madness ACC Men's Basketball Player of the Week - Dec. 19, 2011  
ACC Player of the Week - Feb. 6, 2011

As a Junior (2011-12): In season debut against FAU, recorded 15 points, 9 rebounds, 5 assists, 5 blocked shots and 1 steal... Sat out the first nine games of the season after injuring his knee in the summer of 2011.

As a Sophomore (2010-11): Earned All-ACC honorable mention accolades... Appeared in all 36 games, making 34 starts - tying for the third most in program history... Averaged nearly a double-double with 11.9 points, a team-high 9.6 rebounds and a team-best 1.3 blocks per game, while shooting 59.1 percent from the field - the third-highest percentage in a season in UM history (minimum 200 field goal attempts)... His 347 season boards are the most for a Cane since Rick Barry notched a school-record 475 in 1964-65 and rank sixth in UM history... Grabbed a team-high 21.7 percent of the available rebounds while on the court - 26.8 percent of the defensive boards (12th in the nation) and 16.3 percent of the offensive boards (7th in the nation)... Among the ACC's leaders in several categories, ranking fourth in rebounding (28th in the nation), second in offensive rebounds (3.5 pg), fourth in defensive rebounds (6.1 pg) and 20th in scoring... Among the ACC's most improved players in both scoring and rebounding, with his scoring average increasing 5.5 points per game and his rebounding jumping 5.0 boards an outing... Averaged 12.3 points and 12.0 rebounds, shooting 70.6 percent from the field (17-24) and 100 percent from the line (3-3) over three NIT games... Scored in double figures in 23 games, with four 20-point outings - including a career-high 25 points in the road win at his hometown Wake Forest (2/9)... Pulled down double-figure rebounds 16 times, with 15-plus boards three times - including a career-high 20 in the NIT opening-round win over FAU (3/16)... Those 20 boards are the most for an ACC player this season and most for a Cane since the return of Miami basketball in 1985-86... Added 14 points versus the Owls to register his 13th double-double of the season - the fourth-most in the ACC and tied with All-American Tim James for third-most by a Hurricane in a single season (since the return of the program in 1985-86).

As a Redshirt Freshman (2009-10): Appeared in 32-of-33 games - tying Garrius Adams for the second-most games played by a freshman in 2009-10... Averaged 6.4 points and 4.6 rebounds per game, while converting 52.2 percent from the field and a team-best 78.5 percent from the foul line... Among ACC freshmen, tied for third in rebounds and ninth in scoring... Hit 23 of his last 27 free throws and 66 of his last 80, shooting 82.4 percent from the line versus conference opponents - best among the ACC's big men, to rank ninth in the league... Scored in double figures in seven games, including in three of the season's last four, and grabbed 10-plus boards three times... Came on strong at the end of the season, averaging 13.7 points on 66.7 percent shooting from the floor (12-18) - including 85.0 percent from the charity stripe (17-20) -- 8.0 boards and 1.7 blocks per game over three outings in the ACC Tournament en route to ACC All-Tournament Second Team honors... Turned in a season-high 22 points (tying former Hurricane Guillermo Diaz for most points in an ACC Tournament game) on a perfect 8-of-8 effort from the field, while adding 6-of-6 shooting from the line, four boards, two assists and a blocked shot in the ACC Tournament opening-round win against Wake Forest (3/11)... This performance established a new ACC Tournament freshman record, becoming the first rookie to finish 100 percent from the field in a tournament game (minimum seven field goals made), breaking the previous freshman high of 81.8 percent (9-11) set by Maryland's Ernest Graham in 1978... His 8-for-8 field goals against Wake Forest also tied a school-record for field goal percentage in a game, matching teammate Dwayne Collins' 8-of-8 effort against Tulane (11/19)... Selected "Most Improved Player" and recognized as the team's leading free throw shooter at UM's 2010 postseason banquet.

High School: Competed in basketball and track & field at Winston-Salem Prep... Helped guide the Phoenix to the North Carolina 1-A state championship in basketball, finishing with 25 points and a state championship record 23 rebounds en route to the title and MVP honors... Two-time All-Northwest selection, led the league with 24.1 points per game, 16.1 rebounds per game and 7.1 blocks per game as a senior in 2007-08... Other individual honors included NC Preps.com 1-A Player of the Year, NC Preps.com All-State Team, Triad Sports Weekly County Player of the Year and Triad Sports Weekly All-Forsyth County Basketball Team... Considered a four-star recruit by Scout.com, which ranked him 17th among centers... Coached by Andre Gould... Played AAU basketball for Boo Williams.

Personal: Born Dec. 16, 1989... Son of Erika Johnson... Brother to Chrisalyn Boston... A liberal arts major... Nickname is Big Reg... Also recruited by Wake Forest, Virginia Tech, Xavier and VCU... Off the court, enjoys playing video games... Played basketball in China during the summer of 2010 with Athletics in Action... Did not play in 2008-09, but worked hard in practice, on conditioning and in the weight room... Lost approximately 40 pounds since arriving on campus in the summer of 2008... Provides a big body inside with a 7-2 wingspan... Has great hands, as well as good agility and foot speed... Has a younger sister.

2009-10			
Opposition	P	R	A
NC Central	4	0	1
Nova Southeastern	2	2	0
UNC Wilmington	3	1	0
South Carolina	7	7	1
FGCU	5	2	0
USC Upstate	13	6	0
Minnesota	2	1	1
at Boston College	7	3	0
SC State	11	6	1
at Stetson	0	0	0
FAU	8	10	1
NC A&T	5	8	1
Bethune-Cookman	7	7	0
at Pepperdine	8	7	0
Wake Forest	0	3	0
at Virginia Tech	8	10	1
at Virginia	6	8	1
Boston College	15	9	0
at Maryland	0	2	0
Virginia Tech	7	4	1
at Wake Forest	8	6	1
at Florida St.	2	0	0
Georgia Tech	10	7	0
at Clemson	5	4	0
Duke	0	1	0
Virginia	0	0	0
NC State	6	4	0
at North Carolina	2	3	0
Florida St.	12	3	0
Wake Forest	22	4	2
Virginia Tech	5	12	1
Duke	14	8	0

2010-11			
Opposition	P	R	A
Jacksonville	13	8	0
at Memphis	12	12	0
N.C. Central	12	10	1
at Rutgers	12	14	0
McNeese St.	12	9	0
at FGCU	11	10	1
Ole Miss	17	10	1
West Virginia	14	7	0
Stetson	6	7	2
UCF	6	6	0
Oral Roberts	14	12	0
Rice	7	6	2
Akron	21	12	1
Pepperdine	12	15	0
at Duke	22	9	0
at Clemson	6	8	1
BC	9	9	0
Florida St.	7	9	0
at NC State	20	14	1
UNC	11	13	2
at Virginia Tech	6	10	2
Georgia Tech	9	10	2
Virginia	16	8	1
at Wake Forest	25	7	1
Duke	16	7	3
at UNC	2	4	0
Clemson	7	9	2
at BC	15	6	2
at Florida St.	17	12	0
Maryland	12	16	3
at Georgia Tech	4	12	0
UNC	8	6	1
Virginia	12	4	0
FAU	14	20	1
Missouri St.	9	9	3
at Alabama	14	7	0


## CAREER STATISTICS

Season	GP	GS	Min.	Avg.	FG	FGA	Pct.	FG	FGA	Pct.	FT	FTA	Pct.	Off.	Def.	Tot.	Avg.	PF	FO	Ast.	TO	Blk	Stl	Pts.	Avg.
2009-10	32	6	434	13.6	60	115	.522	0	0	.000	84	107	.785	59	89	148	4.6	70	1	13	24	21	16	204	6.4
2010-11	36	34	935	26.0	165	279	.591	0	0	.000	100	150	.667	126	221	347	9.6	116	4	33	69	45	22	430	11.9
2011-12	13	12	359	27.6	59	113	.522	2	4	.500	36	52	.692	30	61	91	7.0	45	1	21	21	15	9	156	12.0
TOTAL	81	52	1728	21.3	284	507	.560	2	4	.500	220	309	.712	215	371	586	7.2	231	6	67	114	81	47	790	9.8

## JOHNSON 2011-12

JOHNSON 2011-12

Opponent	Date	GS	Min	FG	FGA	Pct	3FG	FGA	Pct	FT	FTA	Pct	Off	Def	Tot	Avg	PF	FO	A	TO	Blk	Stl	Pts	Avg
vs FAU	12-17-11		36	4	6	.667	0	0	.000	7	10	.700	2	7	9	9.0	3	0	5	2	5	1	15	15.0
at Charlotte	12-22-11	*	26	3	7	.429	0	0	.000	5	6	.833	2	5	7	8.0	2	0	3	4	2	0	11	13.0
APPALACHIAN STATE	12-30-11	*	25	4	8	.500	0	0	.000	3	3	1.000	1	7	8	8.0	4	0	1	0	0	2	11	12.3
UNCG	01-02-12	*	15	2	5	.400	0	0	.000	2	4	.500	1	1	2	6.5	4	0	0	1	2	1	6	10.8
at Virginia	01-07-12	*	33	3	9	.333	0	0	.000	1	2	.500	6	3	9	7.0	3	0	1	2	0	0	7	10.0
at North Carolina	01-10-12	*	30	6	10	.600	0	0	.000	0	0	.000	1	8	9	7.3	4	0	0	2	0	1	12	10.3
CLEMSON	01-18-12	*	29	2	3	.667	0	0	.000	3	4	.750	1	6	7	7.3	4	0	3	2	2	0	7	9.9
NC STATE	01-22-12	*	22	4	5	.800	0	0	.000	4	4	1.000	0	4	4	6.9	4	0	0	1	1	1	12	10.1
at Georgia Tech	01-24-12	*	24	4	11	.364	0	0	.000	0	0	.000	0	7	7	6.9	4	0	2	1	0	0	8	9.9
at Boston College	01-29-12	*	28	4	8	.500	0	0	.000	4	5	.800	3	2	5	6.7	2	0	1	1	1	1	12	10.1
MARYLAND	02-01-12	*	25	6	13	.462	1	1	1.000	0	0	.000	2	3	5	6.5	5	1	1	3	1	1	13	10.4
at Duke	02-05-12	*	35	11	17	.647	0	1	.000	5	10	.500	8	4	12	7.0	3	0	0	0	0	1	27	11.8
VIRGINIA TECH	02-09-12	*	31	6	11	.545	1	2	.500	2	4	.500	3	4	7	7.0	3	0	4	2	1	0	15	12.0
Totals		12	359	59	113	.522	2	4	.500	36	52	.692	30	61	91	7.0	45	1	21	21	15	9	156	12.0



# DeQUAN JONES

Senior | Guard/Forward | 6-8 | 221

Stone Mountain, Ga. | Wheeler

# #5

## Jones Season / Career Highs

### Points

Season: 11, vs. Appalachian State 12/30/11

Career: 16, vs. FGCU 11/25/09

### Rebounds

Season: 8 (2x) last at Duke 2/5/12

Career: 8 (3x) last at Duke 2/5/12

### Assists

Season: 1, vs. Clemson 1/18/12

Career: 3, vs. USC Upstate 11/28/09

### Steals

Season: 2(2x), last vs. Maryland 2/1/12

Career: 3, at Alabama 3/23/11

### Blocked Shots

Season: 3, vs. Virginia Tech 2/9/12

Career: 4, vs. FIU 12/12/08

### Field Goals

Season: 5, vs. Clemson 1/18/12

Career: 6 (2x), last vs. Virginia Tech 3/12/10

### Field Goal Attempts

Season: 8, vs. Appalachian State 12/30/11

Career: 11, vs. Virginia Tech 3/12/10

### Free Throws

Season: 3(3x), last at Duke 2/5/12

Career: 4 (2x), last at Alabama 3/23/11

### Free Throw Attempts

Season: 7, vs. Appalachian State 12/30/11

Career: 7, vs. Appalachian State 12/30/11

### 3-Point Field Goals

Season: 1 (2x), last at Georgia Tech 1/24/12

Career: 2, vs. Wake Forest 3/11/10

### 3-Point Field Goal Attempts

Season: 1 (2x), last vs. Georgia Tech 1/24/12

Career: 3 (2x), last vs. Wake Forest 3/11/10

### Foul Disqualifications

Season: --

Career: --

### Minutes

Season: 31, vs. Maryland 2/1/12

Career: 32, vs. Virginia Tech 3/12/10

**As a Senior (2011-12):** Season debut was a seven-point, six-rebound night at Charlotte ... Became eligible to play on Dec. 21 ... In September was told he would not participate in competition during the 2011-12 men's basketball season as the NCAA and University continue their joint investigation.

**As a Junior (2010-11):** Played in 28 games with 10 starts, averaging 4.5 points and 2.5 rebounds per game, converting 41.9 percent from the field... Grabbed five-or-more boards five times, including in NIT quarterfinal effort at Alabama (3/23)... Versus the Crimson Tide, poured in a season-high 12 points on 4-of-8 shooting from the field - including a few highlight-reel dunks, with five rebounds and a career-high three steals in a season-high 30 minutes... Put up a season-high three blocks and grabbed a pair of steals in the NIT second-round win over Missouri State (3/21)... Returned to the hardwood on Feb. 13 versus No. 5/5 Duke after missing seven games after sustaining a broken right hand during the Jan. 15 win over Boston College... Back in the starting lineup at UNC Greensboro (2/15) for the first time since returning to the hardwood after the injury, posting four points, five rebounds and an assist in 18 minutes.

**As a Sophomore (2009-10):** Played in 28 games, starting 20, as a sophomore... Came on strong during the ACC Tournament, averaging 11.7 points -- on 48.1 percent shooting from the field and a team-high 50.0 percent from beyond the arc, with 3.3 boards and 1.0 block through Miami's three-game run... Registered his fourth consecutive start in the ACC semifinal against Duke (3/13), finishing with seven points, two rebounds and a blocked shot... Posted his second-straight 14-point scoring effort on a career-high tying 6-for-11 shooting from the field with four rebounds and a block versus Virginia Tech (3/12) in the ACC Tournament quarterfinal... It marked the first back-to-back double-digit scoring performances of his career... Finished with 14 points, connecting on 5-of-7 field goals - including a career-high two three-pointers, with four rebounds, a block and a steal in the ACC Tournament win over Wake Forest (3/11)... Scored 12 first-half points - including both three-pointers - to set a career high for points in a half... For the season, averaged 5.7 points and 2.1 rebounds per game, while shooting 53.3 percent from the field.

**As a Freshman (2008-09):** Played in all 32 games, making three starts as a true freshman - including back-to-back ACC contests at then-No. 5/6 North Carolina (1/17) and versus Florida State (1/21)... Had an electrifying reverse dunk in the first half at then-No. 5/6 North Carolina (1/17) that landed at No. 1 on ESPN's Top 10 Plays of the day... Finished with eight points, a then-season-high tying five rebounds, a blocked shot and an assist versus the Tar Heels in a career-high 27 minutes... Posted four-or-more rebounds seven times... Grabbed a season-high six boards, a blocked shot and a steal in 11 minutes at then-No. 3/4 Duke (2/7)... Converted his first three-pointer as a Hurricane versus Virginia Tech (1/25).

**High School:** Averaged 15.2 points, 6.7 rebounds and 4.0 blocks per game as a senior en route to Class 5-A Player of the Year honors by the Atlanta Journal-Constitution and Northwest Player of the Year accolades... Also named to EA Sports' All-America Second Team and to the Parade All-America Fourth Team... Ranked as the nation's fifth-best small forward by ESPN.com... Considered a five-star recruit by both Scout.com and Rivals.com... Ranked fourth among small forwards by Rivals.com... Helped Wildcats finish 30-3 with a No. 18 national ranking by USA Today... Team advanced to the state title game, where the Wildcats lost by just three points... Scored 17 points in the semifinal win over Hiram to help Wheeler advance to the finals... Region 6A champions in 2008... Participated in the iSB/Nike Spring High School Classic, earning second team honors... Played three years of varsity basketball... Competed in first two seasons of prep basketball at Stone Mountain... Coached at Wheeler by Doug Lipscomb... Played AAU basketball for the Worldwide Renegades.

**Personal:** Born June 20, 1990... Son of Irene Bell and Clady Jones... Brother to Camron... Majoring in liberal arts... Nickname is "DJ"... The most explosive athlete on the squad with dynamic hops... Also recruited by schools including Oregon, Memphis, Florida and Georgia.

## CAREER STATISTICS


Season	GP	GS	Min.	Avg.	FG	FGA	Pct.	FG	FGA	Pct.	FT	FTA	Pct.	Off.	Def.	Tot.	Avg.	PF	FO	Ast.	TO	Blk	Stl	Pts.	Avg.
2008-09	32	3	353	11.0	33	98	.337	1	13	.077	19	30	.633	20	35	55	1.7	33	0	15	30	12	10	86	2.7
2009-10	28	20	466	16.6	65	122	.533	6	26	.231	24	36	.667	16	44	60	2.1	31	0	15	40	16	15	160	5.7
2010-11	28	10	389	13.9	52	124	.419	1	12	.083	22	36	.611	28	42	70	2.5	32	0	14	32	12	14	127	4.5
2011-12	12	1	200	16.7	30	60	.500	2	5	.400	15	26	.577	16	30	46	3.8	18	0	2	10	6	6	77	6.4
TOTAL	100	34	1408	14.1	180	404	.446	10	56	.179	80	128	.625	80	151	231	2.3	114	0	46	112	46	45	450	4.5

## JONES 2011-12

Opponent	Date	GS	Min	FG	Total FGA	Pct	3-PTS 3FG	FGA	Pct	FT	FTA	Pct	Off	Def	Tot	Avg	PF	FO	A	TO	BLK	STL	Pts	Avg
at Charlotte	12-22-11	18	3	6	500	0	0	0	.000	1	1	1.000	2	4	6	6.0	4	0	0	1	1	0	7	7.0
APPALACHIAN STATE	12-30-11	21	4	8	500	0	0	0	.000	3	7	.429	2	6	8	7.0	1	0	0	4	0	1	11	9.0
UNCG	01-02-12	8	1	2	500	0	1	0	.000	1	2	.500	1	1	2	5.3	1	0	0	1	0	0	3	7.0
at Virginia	01-07-12	10	2	2	1,000	1	1	1	1.000	1	1	1.000	0	1	1	4.3	1	0	0	0	0	0	6	6.8
at North Carolina	01-10-12	10	1	4	.250	0	0	0	.000	1	2	.500	1	3	4	4.2	1	0	0	1	0	0	3	6.0
CLEMSON	01-18-12	14	5	7	.714	0	1	0	.000	0	0	.000	1	1	2	3.8	0	0	1	1	0	0	10	6.7
NC STATE	01-22-12	14	4	4	1,000	0	0	0	.000	0	1	.000	2	1	3	3.7	3	0	0	0	0	2	8	6.9
at Georgia Tech	01-24-12	22	3	5	.600	1	1	1	1.000	0	0	.000	1	3	4	3.8	0	0	0	1	1	0	7	6.9
at Boston College	01-29-12	13	1	5	.200	0	0	0	.000	2	2	1.000	1	1	2	3.6	2	0	0	0	0	0	4	6.6
MARYLAND	02-01-12	31	1	7	.143	0	1	0	.000	3	6	.500	2	2	4	3.6	3	0	1	1	1	2	5	6.4
at Duke	02-05-12	23	3	5	.600	0	0	0	.000	3	4	.750	2	6	8	4.0	1	0	0	0	0	0	9	6.6
VIRGINIA TECH	02-09-12	16	2	5	.400	0	0	0	.000	0	0	.000	1	1	2	3.8	1	0	0	0	3	1	4	6.4

<b>Totals</b>	<b>1</b>	<b>200</b>	<b>30</b>	<b>60</b>	<b>.500</b>	<b>2</b>	<b>5</b>	<b>.400</b>	<b>15</b>	<b>26</b>	<b>.577</b>	<b>16</b>	<b>30</b>	<b>46</b>	<b>3.8</b>	<b>18</b>	<b>0</b>	<b>2</b>	<b>10</b>	<b>6</b>	<b>6</b>	<b>77</b>	<b>6.4</b>
---------------	----------	------------	-----------	-----------	-------------	----------	----------	-------------	-----------	-----------	-------------	-----------	-----------	-----------	------------	-----------	----------	----------	-----------	----------	----------	-----------	------------





# KENNY KADJI

Junior | Forward/Center | 6-11 | 251

Douala, Cameroon | Pendleton | IMG Academy | Florida

# #35

## Kadji Season / Career Highs

<b>Points</b>	UM Career: 30, vs. UNCG 01/02/12
<b>Rebounds</b>	UM Career: 12, vs. UNCG 01/02/12
<b>Assists</b>	UM Career: 3, vs. UNF 11/19/11
<b>Steals</b>	UM Career: 3, vs. Rutgers 11/15/11
<b>Blocked Shots</b>	UM Career: 4 (3x) last at BC 1/29/12
<b>Field Goals</b>	UM Career: 10, vs UNCG 01/02/12
<b>Field Goal Attempts</b>	UM Career: 15 (3x) last at Georgia Tech 1/24/12
<b>Free Throws</b>	UM Career: 10, vs. UNCG 01/02/12
<b>Free Throw Attempts</b>	UM Career: 13, vs UNCG 01/02/12
<b>3-Point Field Goals</b>	UM Career: 4, at Duke 2/5/12
<b>3-Point Field Goal Attempts</b>	UM Career: 5, at Duke 2/5/12
<b>Foul Disqualifications</b>	UM Career: 1 (2x), last vs. Clemson 1/18/12
<b>Minutes</b>	UM Career: 37, vs. FAU 12/17/11

## 2011 Orange Bowl Basketball Classic Game MVP

**As a Junior (2011-12):** Notched first double-double with 18 points and 10 rebounds at Charlotte ... Scored a season-high 21 points against FAU ... Drained 3-of-3 shots from beyond the arc on his way to his season-high 15 points at West Virginia ... Swatted four shots by the Memphis Tigers on Dec. 6 ... Ten rebounds, nine points, three assists against UNF ... Broke out with 13 points, five rebounds, three steals and two blocks against Rutgers ... Earned his first Miami start in the season opener against Tennessee Tech, pulling down five rebounds.

**As a Redshirt (2010-11):** After transferring to Miami from Florida, the big man sat out the 2010-11 season... Expected to provide front-court depth with his size and shot-blocking ability... After a promising freshman campaign at UF, played in just eight games as a sophomore before having surgery on his back on Feb. 10... Was granted a medical hardship for the 2009-10 season and has three years of eligibility for the Hurricanes.

**As a Sophomore at Florida (2009-10):** Played in 42 games with Florida over two seasons, before his 2009-10 season was cut short ... As a sophomore in 2009-10, scored a season-high five points and grabbed a season-best three rebounds in 10 minutes of action versus Florida A&M.

**As a Freshman at Florida (2008-09):** Averaged 4.4 points, 2.7 rebounds and 0.7 blocks in 12.5 minutes per game over 34 appearances... Scored in double figures four times, including a season-high 15 points on 6-of-10 shooting from the field and 3-of-3 shooting from the line, with seven boards versus UCF, and a season-high four blocked shots versus Vanderbilt... Hit 2-of-4 from the field to contribute four points versus UMKC (and future teammate Trey McKinney Jones) in Orlando... Made his first career start and grabbed a then- career-high six rebounds vs. Florida Gulf Coast... Was a perfect 3-for-3 from the field and finished with seven points and seven rebounds in the win over Georgia Southern... Scored 14 points on a career-high 7-of-10 shooting in 19 minutes vs. Longwood... Crashed the boards for a career-high eight rebounds in the win over Auburn, also dishing out a season-high tying two assists and two blocked shots, while contributing 11 points... Played a career-high 23 minutes versus Arkansas, scoring 10 points and collecting four rebounds... Scored four points and tallied five rebounds against Arkansas in the first round of the SEC Tournament... Posted four points in seven minutes of action versus Miami in the second round of the NIT.

**High School:** The fifth-ranked center in the class of 2008 by both Rivals.com and Scout.com and was rated in the top half of the ESPNU 100... Averaged 28.0 points, 12.0 rebounds and 4.0 blocks per game at Pendleton/IMG Academy, playing for coach Mike Moreau... Participated in the 2008 adidas All-America All-Star game and in the 2008 adidas Kentucky Derby Festival basketball classic... Played AAU basketball with the Florida Rams.

**Personal:** Last name is pronounced Kaad-jee ... Born May 19, 1988 ... Majoring in sociology with a minor in business administration... Has three brothers... Trained with current NBA player Jared Jeffries during the summer of 2009 at IMG Academy... Played the piano for five years.

## STATISTICS AT FLORIDA


Season	GP	GS	Min.	Avg.	Total			3-Point			Free Throws			Rebounds			Scoring		
					FG	FGA	Pct.	FG	FGA	Pct.	FT	FTA	Pct.	Total	Avg.	PF	FO	Ast.	TO
2008-09	34	1	426	12.5	62	128	.484	0	1	.000	24	47	.511	93	2.7	48	0	4	28
2009-10	8	0	45	5.6	3	8	.375	0	0	.000	2	4	.500	6	0.7	8	0	0	5
TOTAL	42	1	471	11.2	65	136	.445	0	1	.000	26	51	.509	99	2.3	56	0	4	33

## STATISTICS AT MIAMI

Season	GP	GS	Min.	Avg.	Total			3-Point			Free Throws			Rebounds			Scoring		
					FG	FGA	Pct.	FG	FGA	Pct.	FT	FTA	Pct.	Off.	Def.	Tot.	Avg.	PF	FO
2011-12	21	18	569	27.1	97	178	.545	18	38	.474	51	80	.638	38	82	120	5.7	47	3

## KADJI 2011-12

KADJI 2011-12			TOTAL			3-PTS			FREE THROWS			REBOUNDS															
Opponent	Date	GS	Min	FG	FGA	Pct	3FG	FGA	Pct	FT	FTA	Pct	Off	Def	Tot	Avg	PF	FO	A	TO	Bk	Stl	Pts	Avg			
TENNESSEE TECH	11-11-11	*	19	0	3	.000	0	0	.000	0	1	.000	1	4	5	5.0	2	0	1	2	0	0	0	0.0			
RUTGERS	11-15-11	*	30	6	11	.545	0	1	.000	1	4	.250	2	3	5	5.0	2	0	1	1	2	3	13	6.5			
UNF	11-19-11	*	22	4	7	.571	0	0	.000	1	2	.500	4	6	10	6.7	2	0	3	3	1	1	9	7.3			
FLORIDA GULF COAST	11-22-11	*	23	2	6	.333	0	0	.000	2	2	1.000	3	2	5	6.3	1	0	0	0	2	0	6	7.0			
at Ole Miss	11-25-11	*	11	1	4	.250	0	0	.000	0	0	.000	0	1	1	5.2	1	0	0	1	2	0	2	6.0			
at Purdue	11-29-11		2	0	0	.000	0	0	.000	0	0	.000	0	0	0	4.3	0	0	0	1	0	0	0	5.0			
UMASS	12-03-11		25	4	7	.571	0	0	.000	1	3	.333	2	5	7	4.7	3	0	0	1	3	0	9	5.6			
MEMPHIS	12-06-11		25	5	10	.500	0	1	.000	2	6	.333	2	4	6	4.9	2	0	0	1	4	1	12	6.4			
at West Virginia	12-10-11	*	30	4	6	.667	3	3	1.000	4	6	.667	0	3	3	4.7	5	1	1	3	0	0	15	7.3			
vs FAU	12-17-11	*	37	7	11	.636	3	3	1.000	4	5	.800	0	3	3	4.5	1	0	0	2	3	2	21	8.7			
at Charlotte	12-22-11	*	32	7	9	.778	2	2	1.000	2	3	.667	1	9	10	5.0	1	0	0	1	2	0	18	9.5			
APPALACHIAN STATE	12-30-11	*	21	1	5	.200	0	2	.000	1	2	.500	1	1	2	4.8	2	0	0	0	2	0	3	9.0			
UNCG	01-02-12	*	33	10	15	.667	0	2	.000	10	13	.769	5	7	12	5.3	3	0	0	3	2	0	30	10.6			
at Virginia	01-07-12	*	36	5	10	.500	1	2	.500	3	4	.750	4	6	10	5.6	3	0	0	3	1	0	14	10.9			
at North Carolina	01-10-12	*	33	7	11	.636	1	3	.333	1	3	.333	1	1	2	5.4	2	0	0	4	1	0	16	11.2			
CLEMSON	01-18-12	*	24	5	8	.625	0	2	.000	4	4	1.000	0	1	1	5.1	5	1	1	0	1	1	14	11.4			
NC STATE	01-22-12	*	35	8	15	.533	0	1	.000	4	6	.667	5	6	11	5.5	3	0	2	2	4	2	20	11.9			
at Georgia Tech	01-24-12	*	34	8	15	.533	2	4	.500	3	3	1.000	2	6	8	5.6	2	0	2	3	1	0	21	12.4			
at Boston College	01-29-12	*	36	5	9	.556	1	4	.250	3	4	.750	3	4	7	5.7	2	0	2	1	4	1	14	12.5			
MARYLAND	02-01-12		DNP -- head injury																								
at Duke	02-05-12	*	32	5	8	.625	4	5	.800	1	3	.333	2	6	8	5.8	5	1	1	3	0	0	15	12.6			
VIRGINIA TECH	02-09-12	*	29	3	8	.375	1	3	.333	4	6	.667	0	4	4	5.7	0	0	0	0	3	0	11	12.5			
Totals			18	569	97	178	.545	18	38	.474	51	80	.638	38	82	120	5.7	47	3	14	35	38	11	263	12.5		



# SHANE LARKIN

Freshman | Guard | 5-11 | 160

Orlando, Fla. | Dr. Phillips (Fla.)

#0

## Larkin Career Highs

Points	Career: 18, vs. UNCG 01/02/12
Rebounds	Career: 7 vs. Maryland 2/01/12
Assists	Career: 5 (3x) vs. Georgia Tech 1/24/12
Steals	Career: 6 (2x) last at UNC 1/10/12
Blocked Shots	Career: 1, vs. UMass 12/03/11
Field Goals	Career: 5, at Purdue 11/29/11
Field Goal Attempts	Career: 11, vs. Maryland 2/01/12
Free Throws	Career: 7, vs. UNCG 01/02/12
Free Throw Attempts	Career: 7, vs. UNCG 01/02/12
3-Point Field Goals	Career: 4, at Purdue 11/29/11
3-Point Field Goal Attempts	Career: 5 (3x), last vs. NC State 1/22/12
Foul Disqualifications	Career: --
Minutes	Season: 41, vs. Maryland 2/01/12

**As a Freshman (2011-12):** Started in place of Malcolm Grant at Charlotte, scoring eight points and recording a pair of handouts ... Scored 14 points with four rebounds and two assists against UMass in first-career start ... Came off the bench to go 4-of-4 from long range with two assists in 21 minutes at Purdue ... Scored three points in his first possession in his third-straight game with a three against FGCU ... He had an and-one layup against UNF and a trey against Rutgers ... Team-high six rebounds against FGCU ... Received transfer waiver from the NCAA on Nov. 15 and played 22 minutes that night against Rutgers ... Was 1-of-1 from long range and had one rebound, assist and steal in Miami debut.

**High School:** Averaged 18.8 points, 6.4 rebounds, 6.3 assists and 3.5 steals per game as a senior at Dr. Phillips High in Orlando, Fla. ... Ended high school career with a school record 320 steals and was second in career scoring behind 2010-11 All-SEC selection Chris Warren (Ole Miss) ... Two-time all-state player ... Twice was 6A Player of the Year runner up ... Ranked among the Top 20 point guards in the country by Scout.com ... The No. 72 overall player in the nation, according to Scout.com ... Led his team to a 27-6 record his senior season, advancing to the state championship game for the second consecutive year ... Three-time district champions ... Regional champion.


**Personal:** Born DeShane Larkin on Oct. 2, 1992, but goes by Shane ... Son of Lisa and Barry Larkin, the former Cincinnati Reds 12-time All-Star shortstop ... Brother to Cymber and Brielle ... Enjoys listening to music and playing video games ... Deion Sanders, Larkin's favorite athlete growing up, gave him the nickname SugaShane ... Comes from a long lineage of athletes, including his father as well as his uncles Byron Larkin (Xavier basketball), Mike Larkin (Notre Dame football) and Steve Larkin (Texas baseball) ... Larkin originally committed to DePaul in 2010, but was granted a release from the school in August 2011 ... He was also recruited by Boston College, George Mason, Colorado and Florida State.

## CAREER STATISTICS

Season	GP	GS	Min.	Avg.	FG	Total FGA	Pct.	3-Point FG	3-Point FGA	3-Point Pct.	FT	Free Throws FTA	Pct.	Off.	Def.	Total	Avg.	PF	FO	Ass.	TO	Blk	Stl	Scoring Pts.	Avg.
2011-12	21	9	534	25.4	48	124	.387	26	67	.388	37	40	.925	9	44	53	2.5	33	0	56	45	2	38	159	7.6

## LARKIN 2011-12

LARKIN 2011-12			TOTAL				3-PTS			FREE THROWS			REBOUNDS													
Opponent	Date	GS	Min	FG	FGA	Pct	3FG	FGA	Pct	FT	FTA	Pct	Off	Def	Tot	Avg	PF	FO	A	TO	Blk	Stl	Pts	Avg		
TENNESSEE TECH	11-11-11	DNP	Sat out due to NCAA transfer rules																							
RUTGERS	11-15-11		22	1	1	1.000	1	1	1.000	0	0	.000	0	1	1	1.0	0	0	1	3	0	1	3	3.0		
UNF	11-19-11		16	3	5	.600	1	3	.333	1	1	1.000	0	2	2	1.5	1	0	2	2	0	1	8	5.5		
FLORIDA GULF COAST	11-22-11		28	2	6	.333	1	3	.333	3	3	1.000	1	5	6	3.0	1	0	5	1	0	1	8	6.3		
at Ole Miss	11-25-11		29	1	8	.125	0	3	.000	0	0	.000	1	1	2	2.8	4	0	4	2	0	6	2	5.3		
at Purdue	11-29-11		21	5	9	.556	4	4	1.000	2	2	1.000	0	0	0	2.2	4	0	2	1	0	0	16	7.4		
UMASS	12-03-11	*	22	4	9	.444	2	3	.667	4	4	1.000	1	3	4	2.5	3	0	2	3	1	1	14	8.5		
MEMPHIS	12-06-11	*	26	3	8	.375	0	2	.000	1	1	1.000	0	3	3	2.6	0	0	0	1	0	1	7	8.3		
at West Virginia	12-10-11		19	3	8	.375	1	5	.200	1	2	.500	1	1	2	2.5	1	0	1	2	0	1	8	8.3		
vs FAU	12-17-11		27	1	3	.333	1	2	.500	0	0	.000	0	2	2	2.4	3	0	4	2	0	1	3	7.7		
at Charlotte	12-22-11	*	34	2	7	.286	1	5	.200	3	4	.750	0	2	2	2.4	1	0	2	2	0	1	8	7.7		
APPALACHIAN STATE	12-30-11	*	32	3	6	.500	2	4	.500	3	3	1.000	0	2	2	2.4	1	0	3	3	0	3	11	8.0		
UNCG	01-02-12		28	4	6	.667	3	4	.750	7	7	1.000	0	6	6	2.7	1	0	3	3	0	4	18	8.8		
at Virginia	01-07-12		12	0	1	.000	0	1	.000	0	0	.000	0	4	4	2.8	1	0	0	2	0	0	0	8.2		
at North Carolina	01-10-12		24	1	5	.200	1	4	.250	0	0	.000	1	0	1	2.6	1	0	4	5	0	6	3	7.8		
CLEMSON	01-18-12		12	0	1	.000	0	0	.000	2	2	1.000	1	0	1	2.5	1	0	3	1	0	3	2	7.4		
NC STATE	01-22-12		22	3	7	.429	1	5	.200	2	2	1.000	0	1	1	2.4	1	0	5	3	0	3	9	7.5		
at Georgia Tech	01-24-12	*	31	2	3	.667	2	3	.667	0	0	.000	0	0	0	2.3	3	0	5	1	0	0	6	7.4		
at Boston College	01-29-12	*	19	0	3	.000	0	2	.000	0	0	.000	0	2	2	2.3	2	0	0	2	0	1	0	7.0		
MARYLAND	02-01-12	*	41	3	11	.273	0	2	.000	6	6	1.000	2	5	7	2.5	1	0	2	2	1	3	12	7.3		
at Duke	02-05-12	*	38	2	8	.250	2	6	.333	1	2	.500	1	2	3	2.6	1	0	4	3	0	0	7	7.3		
VIRGINIA TECH	02-09-12	*	31	5	9	.556	3	5	.600	1	1	1.000	0	2	2	2.5	2	0	4	1	0	1	14	7.6		
Totals		9	534	48	124	.387	26	67	.388	37	40	.925	9	44	53	2.5	33	0	56	45	2	38	159	7.6		



# TREY MCKINNEY JONES #4

R-Junior | Guard | 6-5 | 216

Milwaukee, Wis. | South Milwaukee | UMKC

## McKinney Jones UM Career Highs

<b>Points</b>
UM Career: 12, (2x) last at Ole Miss 11/25/11
<b>Rebounds</b>
UM Career: 9, at Ole Miss 11/25/11
<b>Assists</b>
UM Career: 4 (3x), last vs. Clemson 2/18/12
<b>Steals</b>
UM Career: 3 (2x) last at Virginia 1/7/12
<b>Blocked Shots</b>
UM Career: 1 (2x), last at Georgia Tech 1/24/12
<b>Field Goals</b>
UM Career: 5, at Ole Miss 11/25/11
<b>Field Goal Attempts</b>
UM Career: 11, Clemson 1/18/12
<b>Free Throws</b>
UM Career: 3 (2x), last vs. Maryland 2/01/12
<b>Free Throw Attempts</b>
UM Career: 4 (2x), last vs. Maryland 2/01/12
<b>3-Point Field Goals</b>
UM Career: 2 (9x) last vs. Maryland 2/01/12
<b>3-Point Field Goal Attempts</b>
UM Career: 6 (2x) last vs. Memphis 12/06/11
<b>Foul Disqualifications</b>
UM Career: 1, at Ole Miss 11/25/11
<b>Minutes</b>
UM Career: 38, vs. Maryland 2/01/12

**As a Junior (2011-12):** Pulled down eight rebounds against UMass to lead (or tie) the team in boards in three-straight games ... Scored 10 points, grabbed seven rebounds and dished out four assists at Purdue in front of 30+ friends and family who came to watch live in West Lafayette ... McKinney Jones hit 4-of-6 from the field in his debut for the Hurricanes against Tennessee Tech ... He was the third leading scorer with a total of 12 points, along with four rebounds and one steal.

**2010-11:** After transferring to Miami from UMKC, the combo guard sat out the 2010-11 season.

**At UMKC (2008-10):** Played basketball for two seasons at Missouri-Kansas City, appearing in 30 games and starting 25 as a sophomore in 2009-10 ... Averaged 10.9 points and 3.8 rebounds in 28.5 minutes per game, shooting a team-best 47.6 percent (110-231) from the field to rank eighth in the Summit League ... Dished out 60 assists -- second most on squad ... First half dunk was the "No. 1 Top Play of the Day" on ESPN SportCenter's Top-10 plays on Feb. 25 ... Named to the Summit League Winter/Spring Academic All-League Team.


**High School:** First Team All-Southeast Conference and high honorable mention all-suburban team honoree... Averaged 15.0 points, 6.0 assists and 5.7 rebounds per game as a senior... Helped Rockets to first North Division Championship in 22 years... Highest scoring point guard in the league, converting 49 percent from the field... Four games with more than 20 points, five rebounds and five assists... Two-year starter at point guard... Scored 545 points and shot 84.8 percent from the line over prep career... 2007 adidas Double Pump Camp All-Star... Played for Southeast Wisconsin All-Stars... Wendy's High School Heisman Trophy winner for Wisconsin... Won back-to-back Wisconsin state triple jump titles in 2007 and '08... State runner-up in the long jump in 2008, after finishing sixth at state meet as a junior... Offered track scholarships by Marquette and Minnesota... Achieved high honors in the classroom for having better than a 3.5 grade point average... Named to honor roll from his sophomore through senior years.

**Personal:** Born August 27, 1990 ... Son of Dwight Jones, and Luann McKinney & Ed Schmitt ... Brother to Laine, Mariel and Dwight ... An economics major with a minor in marketing... From an athletic family - his uncle, Mark Jones, played in the NBA for the Orlando Magic and professionally overseas and his aunt, Esther Jones, was a national champion in track and field at LSU in 1990 in the 100- and 200-meters and an Olympic gold medalist in 1992 as a member of the 4x100-meter relay.

STATISTICS AT UMKC					Total		3-Point			Free Throws			Rebounds												Scoring	
Season	GP	GS	Min.	Avg.	FG	FGA	Pct.	FG	FGA	Pct.	FT	FTA	Pct.	Off.	Def.	Tot.	Avg.	PF	FO	Ast.	TO	Blk	Stl	Pts.	Avg.	
2008-09	31	13	581	18.7	40	98	.408	7	33	.212	24	42	.571	15	79	94	3.0	69	2	39	26	1	14	111	3.6	
2009-10	30	25	855	28.5	110	231	.476	18	52	.346	89	120	.742	22	92	114	3.8	94	3	60	69	3	19	327	10.9	
TOTAL	61	38	1436	23.5	150	329	.456	25	85	.294	113	162	.698	37	171	208	3.4	163	5	99	95	4	33	438	7.2	

STATISTICS AT MIAMI										Total		3-Point			Free Throws			Rebounds				Scoring				
Season	GP	GS	Min.	Avg.	FG	FGA	Pct.	FG	FGA	Pct.	FT	FTA	Pct.	Off.	Def.	Tot.	Avg.	PF	FO	Ast.	TO	Blk	Stl	Pts.	Avg.	
2011-12	22	12	550	25.0	56	127	.441	25	73	.342	17	20	.850	14	73	87	4.0	50	1	36	30	2	15	154	7.0	

MCKINNEY JONES 2011-12			TOTAL			3-PTS			FREETHROWS			REBOUNDS													
Opponent	Date	GS	Min	FG	FGA	Pct	3FG	FGA	Pct	FT	FTA	Pct	Off	Def	Tot	Avg	PF	FO	A	TO	Blk	Stl	Pts	Avg	
TENNESSEE TECH	11-11-11		24	4	6	.667	2	3	.667	2	2	1.000	0	4	4	4.0	2	0	0	2	0	1	12	12.0	
RUTGERS	11-15-11		16	0	0	.000	0	0	.000	0	0	.000	0	2	2	3.0	0	0	0	0	0	0	0	6.0	
UNF	11-19-11		15	3	6	.500	1	3	.333	0	0	.000	1	2	3	3.0	1	0	2	1	0	0	7	6.3	
FLORIDA GULF COAST	11-22-11		22	3	9	.333	0	3	.000	3	4	.750	2	3	5	3.5	2	0	2	1	0	0	9	7.0	
at Ole Miss	11-25-11		31	5	10	.500	2	5	.400	0	0	.000	2	7	9	4.6	5	1	3	2	0	0	12	8.0	
at Purdue	11-29-11	*	32	3	10	.300	2	6	.333	2	2	1.000	2	5	7	5.0	2	0	4	1	0	0	10	8.3	
UMASS	12-03-11	*	32	4	9	.444	2	5	.400	0	0	.000	0	8	8	5.4	4	0	3	1	0	3	10	8.6	
MEMPHIS	12-06-11	*	36	4	8	.500	2	6	.333	0	0	.000	0	5	5	5.4	4	0	1	3	0	1	10	8.8	
at West Virginia	12-10-11	*	20	1	5	.200	0	3	.000	0	0	.000	0	1	1	4.9	4	0	0	2	0	1	2	8.0	
vs FAU	12-17-11	*	26	4	5	.800	2	3	.667	0	0	.000	0	3	3	4.7	2	0	4	2	1	0	10	8.2	
at Charlotte	12-22-11	*	33	2	4	.500	2	4	.500	1	2	.500	2	4	6	4.8	4	0	2	1	0	1	7	8.1	
APPALACHIAN STATE	12-30-11	*	27	4	6	.667	1	3	.333	2	2	1.000	0	3	3	4.7	2	0	3	0	0	0	11	8.3	
UNCG	01-02-12	*	28	4	7	.571	1	4	.250	2	2	1.000	1	1	2	4.5	3	0	2	1	0	1	11	8.5	
at Virginia	01-07-12	*	28	0	2	.000	0	1	.000	0	0	.000	0	3	3	4.4	2	0	0	2	0	3	0	7.9	
at North Carolina	01-10-12	*	19	0	2	.000	0	1	.000	0	0	.000	0	2	2	4.2	2	0	2	1	0	1	0	7.4	
CLEMSON	01-18-12	*	31	4	11	.364	2	5	.400	2	2	1.000	0	6	6	4.3	3	0	3	4	0	2	12	7.7	
NC STATE	01-22-12	*	21	0	2	.000	0	1	.000	0	0	.000	1	4	5	4.4	3	0	0	3	0	0	0	7.2	
at Georgia Tech	01-24-12		10	0	1	.000	0	1	.000	0	0	.000	1	0	1	4.2	1	0	1	0	1	1	0	6.8	
at Boston College	01-29-12		26	3	7	.429	3	5	.600	0	0	.000	0	3	3	4.1	2	0	1	0	0	0	9	6.9	
MARYLAND	02-01-12		38	4	7	.571	2	5	.400	3	4	.750	1	4	5	4.2	0	0	2	1	0	0	13	7.3	
at Duke	02-05-12		16	1	4	.250	0	3	.000	0	0	.000	0	1	1	4.0	2	0	1	2	0	0	2	7.0	
VIRGINIA TECH	02-09-12		19	3	6	.500	1	3	.333	0	0	.000	1	2	3	4.0	0	0	0	0	0	0	7	7.0	
Totals			12	550	56	127	.441	25	73	.342	17	20	.850	14	73	87	4.0	50	1	36	30	2	15	154	7.0



# RYAN QUIGTAR

Senior | Guard | 5-11 | 180

#11

Skyway, Wash. | Renton

## Quigtar Season / Career Highs

### Points

Season: -

Career: 3 (2x), last vs. Pepperdine 12/30/10

### Rebounds

Season: -

Career: 2, vs. South Carolina St. 12/12/09

### Assists

Season: -

Career: 2, vs. South Carolina St. 12/12/09

### Steals

Season: -

Career: 1, vs. South Carolina St. 12/12/09

### Blocked Shots

Season: -

Career: -

### Field Goals

Season: -

Career: 1 (2x), last vs. Pepperdine 12/30/10

### Field Goal Attempts

Season: -

Career: 3, vs. Nova Southeastern 11/16/09

### Free Throws

Season: -

Career: 1, vs. South Carolina St. 12/12/09

### Free Throw Attempts

Season: -

Career: 2, vs. South Carolina St. 12/12/09

### 3-Point Field Goals

Season: -

Career: 1, vs. Pepperdine 12/30/10

### 3-Point Field Goal Attempts

Season: -

Career: 1 (2x), last vs. Pepperdine 12/30/10

### Foul Disqualifications

Season: -

Career: -

### Minutes

Season: 2, vs. Appalachian State 12/30/11

Career: 3 (3x), last vs. Pepperdine 12/30/10

**As a Senior (2011-12):** Saw first playing time of the year at Charlotte.

**As a Junior (2010-11):** Saw limited action in five games, knocking down his first career three-pointer in the final minutes versus Pepperdine (12/30).

**As a Sophomore (2009-10):** Came off the bench for his first action in an ACC Tournament game versus Wake Forest (3/11)... Hit his first field goal as a Hurricane versus Nova Southeastern (11/16).

**As a Freshman (2008-09):** Saw time on the court in three games for the Hurricanes... Got his first ACC action in the win over then-No. 6/7 Wake Forest (2/4).

**High School:** Three-time basketball letterwinner at Renton... Earned First Team All-Seamount League and Team MVP honors, as the point guard helped all five starters to double-figure scoring averages... Three-time Seamount League champions... As a senior, averaged 10.5 points, 4.1 rebounds, 4.0 assists and 2.1 steals per game.


**Personal:** Last name is pronounced KWIG-tar ... Born on Dec. 22, 1989 ... Son of Raymond and Christina Quigtar ... A business management major with a minor in sports administration... Has one younger brother, Jordan ... Off the court, interests include God, family, video games, bowling and shoes.

## CAREER STATISTICS

Season	GP			Min.	Avg.	Total			3-Point			Free Throws			Rebounds			Scoring		
	GP	GS	Min.			FG	FGA	Pct.	FG	FGA	Pct.	FT	FTA	Pct.	Off.	Def.	Tot.	Avg.	PF	FO
2008-09	3	0	3	1.0	0	1	.000	0	0	.000	0	0	.000	0	0	0	0.0	1	0	0
2009-10	5	0	9	1.8	2	5	.400	0	1	.000	1	2	.500	2	0	2	0.4	3	0	2
2010-11	5	0	8	1.6	1	1	1.000	1	1	1.000	0	0	.000	0	0	0	0.0	0	0	2
2011-12	5	0	2	0.4	0	0	.000	0	0	.000	0	0	.000	0	0	0	0.0	0	0	0
<b>TOTAL</b>	<b>18</b>	<b>0</b>	<b>22</b>	<b>1.2</b>	<b>3</b>	<b>7</b>	<b>.429</b>	<b>1</b>	<b>2</b>	<b>.500</b>	<b>1</b>	<b>2</b>	<b>.500</b>	<b>2</b>	<b>0</b>	<b>2</b>	<b>0.1</b>	<b>4</b>	<b>0</b>	<b>4</b>

## QUIGTAR 2011-12

Opponent	Date	TOTAL			3-PTS			FREE THROWS			REBOUNDS								
		GS	Min	FG	FGA	Pct	3FG	FGA	Pct	FT	FTA	Pct	Off	Def	Tot	Avg	PF	FO	A
at Charlotte	12-22-11	0+	0	0	.000	0	0	.000	0	0	.000	0	0	0	0.0	0	0	0	0
APPALACHIAN STATE	12-30-11	2	0	0	.000	0	0	.000	0	0	.000	0	0	0	0.0	0	0	0	0
at Boston College	01-29-12	0+	0	0	.000	0	0	.000	0	0	.000	0	0	0	0.0	0	0	0	0
MARYLAND	02-01-12	0+	0	0	.000	0	0	.000	0	0	.000	0	0	0	0.0	0	0	0	0
VIRGINIA TECH	02-09-12	0	0	0	.000	0	0	.000	0	0	.000	0	0	0	0.0	0	0	0	0
<b>Totals</b>		<b>0</b>	<b>2</b>	<b>0</b>	<b>.000</b>	<b>0</b>	<b>0</b>	<b>.000</b>	<b>0</b>	<b>0</b>	<b>.000</b>	<b>0</b>	<b>0</b>	<b>0</b>	<b>0.0</b>	<b>0</b>	<b>0</b>	<b>0</b>	<b>0</b>



# DURAND SCOTT

Junior | Guard | 6-5 | 202

The Bronx, N.Y. | Rice

# #1

## Scott Season / Career Highs

### Points

Season: 24, vs. Maryland 2/01/12  
Career: 29, at North Carolina 3/2/10

### Rebounds

Season: 8, vs. Maryland 02/01/12  
Career: 12, at UNCG 02/15/11

### Assists

Season: 7, vs. Maryland 2/01/12  
Career: 10, at NC Central 11/14/09

### Steals

Season: 3 (4x), last at BC, 1/29/12  
Career: 4, vs. Minnesota 12/02/09

### Blocked Shots

Season: 2, vs. Rutgers 11/15/11  
Career: 2, at Pepperdine 1/3/10

### Field Goals

Season: 11, vs. Maryland, 2/01/12  
Career: 11(2x), vs. Maryland 2/01/12

### Field Goal Attempts

Season: 15, at Boston College, 1/29/12  
Career: 17, vs. Minnesota 12/2/09

### Free Throws

Season: 16, vs. UMass 12/03/11  
Career: 16, vs. UMass 12/03/11

### Free Throw Attempts

Season: 18, vs. UMass 12/03/11  
Career: 18, vs. UMass 12/03/11

### 3-Point Field Goals

Season: 2 (4x), last vs. Clemson 1/18/12  
Career: 4, vs. North Carolina 1/26/11

### 3-Point Field Goal Attempts

Season: 5 (2x), last vs. FAU 12/17/11  
Career: 5 (4x), last, vs. FAU 12/17/11

### Foul Disqualifications

Season: 1, vs. Maryland 2/01/12  
Career: 8x, last vs. Maryland 2/01/12

### Minutes

Season: 45, vs. FAU 12/17/11  
Career: 45, vs. FAU 12/17/11

## 2010 ACC All-Rookie Team | 2010 ACC All-Tournament First Team 2010 Four-time ACC Rookie of the Week

As a Junior (2011-12): Scored all of his team-high 16 points against UMass at the free throw line ... Handed out five assists to go along with five rebounds and two steals against FGCU ... Scored 19 points against Rutgers, added to five rebounds, four assists and two blocks ... Led all Miami scorers with 15 points in the Hurricanes' season opener against Tennessee Tech ... Also had five assists and six rebounds.

As A Sophomore (2010-11): Played in all 36 games, with 35 starts - the second most in program history, averaging 13.6 points -- second-best on the squad, 4.2 rebounds, 3.1 assists and a team-high 1.2 steals in a team-high 32.8 minutes per game, while shooting 44.5 percent from the field, 83.7 percent from the line and 39.1 percent from long range... Ranked among the ACC's leaders in scoring (12th), free throw percentage (3rd, 76th in the nation) and minutes played (6th)... His 1,182 minutes on the hardwood rank second-most in program history - just 14 minutes shy of the school record... Averaged a team-high 19.3 points, 3.3 assists and 3.3 rebounds over three NIT games, converting 50 percent from the field and 89 percent from the line... Registered 100 assists for the second-straight season, becoming the first to do so since John Salmons in 2001-02... Malcolm Grant went on to dish out 100 assists as well, with the duo becoming the first teammates to notch consecutive 100-assists seasons since Thomas Hocker and Kevin Presto achieved the feat in both 1987-88 and 1988-89... His 225 career assists rank 15th in program history... Major improvement in his shooting percentage from the charity stripe (.670 to .837) and from beyond the arc (.276 to .391) between his first two seasons... Scored 10-plus points 29 times as a sophomore, with six performances of at least 20 points -- including back-to-back 20-point games to open his second campaign as a Cane and a season-high 27 points in the win over Ole Miss (11/30)... Played at least 30 minutes in 29 games, including 20 straight (11/27-2/13)... Carries a seven-game double-figure scoring streak into next season... Pulled down five-or-more rebounds 14 times, including a career-high 12 boards at UNC Greensboro (2/15) to go with 12 points and a season-high tying three steals to notch his first career double-double.

As A Freshman (2009-10): Played in all 33 games with 28 starts, averaging 10.3 points, 4.0 rebounds, 3.4 assists and a team-high 1.2 steals per game... Earned ACC All-Rookie Team, ACC All-Tournament First Team and Sporting News ACC All-Rookie Team honors... Four-time ACC Rookie of the Week -- the first Hurricane to earn the honor more than once... Became the first Miami rookie since Guillermo Diaz (2003-04) to score 20 points in multiple games as a freshman... His season-high 29 points at North Carolina marked the most points by a Miami freshman in over nine years... Tied an ACC freshman record with 10 assists and zero turnovers in his UM debut... Named "Outstanding Defender" at team's 2010 postseason banquet... Just the second freshman and fifth player in UM history to amass 100 points, 100 boards and 100 assists in a single season... With 113 assists, became first UM rookie in 15 years -- since Kevin Norris posted 102 assists (1994-95) -- and the fifth UM rookie to top the century mark in assists... First Hurricane of any class to achieve this since Anthony Harris registered 133 assists as a sophomore (2004-05)... Led all freshmen and ranked 10th in the ACC in assist-to-turnover ratio (1.55:1)... Among the ACC's freshman leaders in almost every statistical category -- turning in the league's top-three assists performances by a rookie in 2009-10... ACC freshman leader in assists per game (3.4), and among the top six in scoring (10.3 ppg) and rebounding (4.0 rpg)... Averaged 14.7 points on 46.6 percent shooting from the field, with 5.0 boards and 3.0 assists over three games in the ACC Tournament... The only ACC freshman with two games of 10 points, five rebounds and five assists -- eighth best among all ACC players... His 29 points at UNC were the second-highest point production by an ACC rookie this season, the most points by a Hurricane since Jack McClinton's 35 versus North Carolina (2/15/09) and the most points by a Miami freshman in over nine years (since Darius Rice scored 31 versus Virginia Tech on 1/10/01).

High School: Ranked fifth in the nation among shooting guards by Scout, eighth by Rivals and 11th by ESPN... A five-star recruit, also ranked among the top 25 overall players by Scout... Selected to play in the 2009 Jordan Brand Classic... As a senior, led Rice High School to the State Federation Class 2-A championship, earning tournament MVP honors after scoring 23 points in the title game -- including a three-pointer with 14.5 seconds left in regulation to send the game into overtime... As a junior, averaged 12.7 points, 5.4 rebounds, 2.9 assists and 1.6 steals per game en route to a 19-5 record and playoff run... Shot 89.7 percent from long range (26-29), 63.6 percent from the field and 75.6 percent from the charity stripe... Over his high school career, won two state championships and four city championships... Coached by Maurice Hicks... Played AAU basketball for the New York Gauchos who finished the 2008 season as the No. 1 ranked AAU program in the New York metropolitan area... Recruited by many of the nation's top basketball programs, including UConn, Pittsburgh, St. John's, Memphis, UCLA, Tennessee and West Virginia.

Personal: Born Feb. 22, 1990 ... Brother to Alve, Rushell, Shemet and Lacey ... Majoring in business management ... Off the court, enjoys playing video games... Has two older brothers and two older sisters... Nickname is "Durand Durand".


## CAREER STATISTICS

Season	GP	GS	Min.	Avg.	FG	FGA	Pct.	FG	FGA	Pct.	FT	FTA	Pct.	Off.	Def.	Tot.	Avg.	PF	FO	Ass.	TO	Blk	Stl	Pts.	Avg.
2009-10	33	28	917	27.8	126	277	.455	16	58	.276	71	106	.670	29	102	131	4.0	69	2	113	73	6	41	339	10.3
2010-11	36	35	1182	32.8	162	364	.445	27	69	.391	139	166	.837	42	110	152	4.2	93	4	112	100	4	43	490	13.6
2011-12	22	22	760	34.5	94	222	.423	13	43	.302	76	94	.809	31	80	111	5.0	47	2	75	41	5	22	277	12.6
TOTAL	91	85	2859	31.4	382	863	.443	56	170	.329	286	366	.781	102	292	394	4.3	209	8	300	214	15	106	1106	12.2

## SCOTT 2011-12

Opponent	Date	GS	Min	FG	FGA	Pct	3FG	FGA	Pct	FT	FTA	Pct	Off	Def	Tot	Avg	PF	FO	A	TO	Bk	Stl	Pts	Avg	
TENNESSEE TECH	11-11-11	*	36	3	12	.250	2	5	.400	7	8	.875	1	5	6	6.0	0	0	5	1	0	1	15	15.0	
RUTGERS	11-15-11	*	33	7	12	.583	2	3	.667	3	4	.750	2	3	5	5.5	0	0	4	0	2	0	19	17.0	
UNF	11-19-11	*	33	1	10	.100	0	1	.000	9	10	.900	0	3	3	4.7	4	0	1	0	1	0	11	15.0	
FLORIDA GULF COAST	11-22-11	*	35	2	8	.250	0	3	.000	1	2	.500	1	4	5	4.8	1	0	4	1	1	2	5	12.5	
at Ole Miss	11-25-11	*	43	3	9	.333	1	3	.333	6	9	.667	0	6	6	5.0	3	0	4	6	0	1	13	12.6	
at Purdue	11-29-11	*	32	3	7	.429	0	2	.000	6	10	.600	1	1	2	4.5	3	0	2	1	0	0	12	12.5	
UMASS	12-03-11	*	36	0	6	.000	0	0	.000	16	18	.889	2	4	6	4.7	3	0	6	1	0	1	16	13.0	
MEMPHIS	12-06-11	*	32	4	12	.333	1	2	.500	1	3	.333	1	5	6	4.9	1	0	5	2	0	0	10	12.6	
at West Virginia	12-10-11	*	30	3	10	.300	0	0	.000	0	0	.000	3	3	6	5.0	3	0	2	1	0	0	6	11.9	
vs FAU	12-17-11	*	45	7	11	.636	2	5	.400	2	2	1.000	0	1	1	4.6	3	0	2	4	0	0	18	12.5	
at Charlotte	12-22-11	*	35	7	12	.583	0	3	.000	0	0	.000	2	2	4	4.5	1	0	4	1	0	0	14	12.6	
APPALACHIAN STATE	12-30-11	*	25	7	9	.778	1	2	.500	2	2	1.000	0	2	2	4.3	1	0	4	1	0	0	17	13.0	
UNCG	01-02-12	*	36	5	10	.500	0	0	.000	7	8	.875	3	4	7	4.5	0	0	3	5	0	3	17	13.3	
at Virginia	01-07-12	*	34	4	12	.333	0	2	.000	4	4	1.000	1	2	3	4.4	1	0	3	0	0	1	12	13.2	
at North Carolina	01/10/12	*	38	4	12	.333	0	2	.000	4	4	1.000	1	4	5	4.5	3	0	3	2	0	0	12	13.1	
CLEMSON	01-18-12	*	32	4	5	.800	2	2	1.000	0	0	.000	1	5	6	4.6	2	0	4	2	0	2	10	12.9	
NC STATE	01-22-12	*	36	4	11	.364	0	2	.000	0	0	.000	2	4	6	4.6	5	1	3	4	0	3	8	12.6	
at Georgia Tech	01-24-12	*	34	3	6	.500	0	0	.000	0	0	.000	0	6	6	4.7	2	0	2	0	0	2	6	12.3	
at Boston College	01-29-12	*	32	8	15	.533	1	1	1.000	2	2	1.000	3	3	6	4.8	1	0	4	0	0	3	19	12.6	
MARYLAND	02-01-12	*	40	11	14	.786	1	3	.333	1	2	.500	2	6	8	5.0	5	1	7	2	1	0	24	13.2	
at Duke	02-05-12	*	35	3	12	.250	0	1	.000	5	6	.833	4	2	6	5.0	4	0	2	4	0	2	11	13.1	
VIRGINIA TECH	02-09-12	*	28	1	7	.143	0	1	.000	0	0	.000	1	5	6	5.0	1	0	1	3	0	1	2	12.6	
Totals			22	760	94	222	.423	13	43	.302	76	94	.809	31	80	111	5.0	47	2	75	41	5	22	277	12.6





# ERIK SWOOPE

Sophomore | Forward | 6-6 | 230

Lake Elsinore, Calif. | Harvard-Westlake

# #21

**As a Sophomore (2011-12):** Grabbed a team-high eight rebounds to go along with six points, three steals, two blocks and assist against Rutgers ... Nearly passed his career high of 13 points with 11, and matched his career high in steals with three in the season opener ... He finished game with six rebounds and shot 62.5 percent (5-8) from the field.

**As a Freshman (2010-11):** Played in 29 games, making nine starts as a true freshman ... Named to the 2011 ACC All-Academic Basketball Team ... Averaged 1.4 points and 1.0 rebound in 6.5 minutes per game ... After averaging just 3.8 minutes per game over the first 11 games this season, started eight-straight outings (12/22-1/23) - including five ACC games - for the Hurricanes with 14.6 minutes per game over that span, including a season-high 23 minutes versus Pepperdine (12/30).

**High School:** Named Mission League Most Valuable Player ... The L.A. Daily News referred to him as the "most dominant boys' basketball player" in the San Fernando Valley ... Rated as the No. 41 power forward by ESPN ... As a senior, averaged 21.8 points, 8.9 rebounds, 1.6 assists and 1.5 blocks per game, converting 74 percent from the field and 71 percent from the foul line ... Registered 16 games of 20-or-more points, including eight games with 30-plus points ... Scored in double-figures in all but two games as a senior ... Averaged 26.2 points per outing over his last six games ... Picked up 12 double-doubles as a senior, including a 30-point, 21-rebound effort against South Hills ... Turned in a season-best 40 points on 14-of-17 shooting from the field - adding a 12-of-13 touch at the charity stripe - in a win over Notre Dame Prep ... Collected three-straight games of 30 points against Palos Verdes, South Hills and Calabasas ... Picked up 2.8 steals per game ... As a sophomore, helped his team to the runner-up title of the Mission League ... Selected as an ESPN Rise California State Stat Star of the Week (Feb. 11, 2010) ... Coached by Greg Hilliard ... Played AAU basketball for Pump N' Run Elite ... Attended the same high school that produced NBA players Jason Collins (Atlanta Hawks) and Jarron Collins (Phoenix Suns).

**Personal:** Last name is pronounced Swope ... Born May 8, 1992 ... Son of Denise and Gerald Swoope ... Brother to Devin Swoope ... Majoring in business marketing ... Attacks the basket with reckless abandon, and has the ability to finish plays in traffic ... Actor Ashton Kutcher was his freshman football coach at Harvard-Westlake ... Has been practicing yoga for three years.

## Swoope Season / Career Highs

### Points

Season: 11, vs. Tennessee Tech 11/11/11

Career: 13, vs. Pepperdine 12/30/10

### Rebounds

Season: 8, vs. Rutgers 11/15/11

Career: 6, vs. NC Central 11/19/10

### Assists

Season: 2, at West Virginia 12/10/11

Career: 2, at West Virginia 12/10/11

### Steals

Season: 3 (2x), last vs. Rutgers 11/15/11

Career: 3 (3x), last vs. Rutgers 11/15/11

### Blocked Shots

Season: 2 (2x), last vs. UNF 11/19/11

Career: 2 (2x), last vs. UNF 11/19/11

### Field Goals

Season: 5, vs. Tennessee Tech 11/11/11

Career: 4, vs. Pepperdine 12/30/10

### Field Goal Attempts

Season: 8, vs. Tennessee Tech 11/11/11

Career: 8, at Duke 1/2/11

### Free Throws

Season: 2 (3x), last vs. App State 12/30/11

Career: 5, vs. Pepperdine 12/30/10

### Free Throw Attempts

Season: 4 (2x), last vs. UNF 11/19/11

Career: 7, vs. Pepperdine 12/30/10

### 3-Point Field Goals

Season: --

Career: --

### 3-Point Field Goal Attempts

Season: 1, vs. Tennessee Tech 11/11/11

Career: 1, vs. Tennessee Tech 11/11/11

### Foul Disqualifications

Season: 2, last vs. Memphis 12/06/11

Career: 2 - 1 in 2010-11, 1 in 2011-12

### Minutes

Season: 36, at Ole Miss 11/25/11

Career: 36, at Ole Miss 11/25/11

## CAREER STATISTICS

Season	GP	GS	Min.	Avg.	Total			3-Point			Free Throws			Rebounds			Scoring		
					FG	FGA	Pct.	FG	FGA	Pct.	FT	FTA	Pct.	Off.	Def.	Tot.	Avg.	PF	FO
2010-11	29	9	189	6.5	11	25	.440	0	0	.000	18	30	.600	12	17	29	1.0	26	1
2011-12	18	8	256	14.2	22	43	.512	0	2	.000	8	16	.500	19	18	37	2.1	41	2
TOTAL	47	17	445	9.5	33	68	.485	0	2	.000	26	46	.565	31	35	66	1.4	67	3

## SWOOPE 2011-12

Opponent	Date	GS	Min	FG	FGA	Pct	3FG	FGA	Pct	FT	FTA	Pct	Off	Def	Tot	Avg	PF	FO	A	TO	Blk	Stl	Pts	Avg	
TENNESSEETECH	11-11-11	*	30	5	8	.625	0	1	.000	1	2	.500	3	3	6	6.0	3	0	1	1	1	3	11	11.0	
RUTGERS	11-15-11	*	33	2	2	1.000	0	0	.000	2	4	.500	3	5	8	7.0	3	0	1	0	2	3	6	8.5	
UNF	11-19-11	*	33	3	3	1.000	0	0	.000	2	4	.500	2	1	3	5.7	4	0	1	1	2	1	8	8.3	
FLORIDA GULF COAST	11-22-11	*	22	2	5	.400	0	0	.000	0	0	.000	3	0	3	5.0	4	0	0	1	0	0	4	7.3	
at Ole Miss	11-25-11	*	36	3	4	.750	0	0	.000	0	0	.000	2	1	3	4.6	4	0	0	2	1	0	6	7.0	
at Purdue	11-29-11	*	19	2	2	1.000	0	0	.000	0	0	.000	0	1	1	4.0	5	1	1	1	1	1	4	6.5	
UMASS	12-03-11		17	3	6	.500	0	0	.000	0	2	.000	1	1	2	3.7	3	0	1	0	1	0	6	6.4	
MEMPHIS	12-06-11		15	1	4	.250	0	0	.000	0	0	.000	3	1	4	3.8	5	1	0	0	0	0	2	5.9	
at West Virginia	12-10-11	*	14	0	2	.000	0	0	.000	0	0	.000	1	2	3	3.7	2	0	2	0	0	0	0	5.2	
vs FAU	12-17-11	*	10	1	2	.500	0	0	.000	0	0	.000	0	1	1	3.4	1	0	0	0	1	1	2	4.9	
at Charlotte	12-22-11		4	0	0	.000	0	0	.000	0	0	.000	0	1	1	3.2	1	0	0	0	0	0	0	4.5	
APPALACHIAN STATE	12-30-11		5	0	1	.000	0	0	.000	2	2	1.000	0	0	0	2.9	0	0	0	0	1	0	2	4.3	
UNCG	01-02-12		3	0	0	.000	0	0	.000	0	0	.000	0	0	0	2.7	1	0	0	0	0	0	0	3.9	
at Virginia	01-07-12		DNP																						
at North Carolina	01-10-12		2	0	1	.000	0	0	.000	0	0	.000	0	0	0	2.5	1	0	0	0	0	0	0	3.6	
CLEMSON	01-18-12		DNP																						
NC STATE	01-22-12		6	0	1	.000	0	0	.000	1	2	.500	0	0	0	2.3	2	0	0	0	0	0	1	3.5	
at Georgia Tech	01-24-12		DNP																						
at Boston College	01-29-12		1	0	0	.000	0	0	.000	0	0	.000	0	0	0	2.2	0	0	0	0	0	0	0	3.3	
MARYLAND	02-01-12		6	0	2	.000	0	1	.000	0	0	.000	1	1	2	2.2	2	0	0	0	0	0	0	3.1	
at Duke	02-05-12		DNP																						
VIRGINIA TECH	02-09-12		0	0	0	.000	0	0	.000	0	0	.000	0	0	0	2.1	0	0	0	0	0	0	0	2.9	
Totals			8	256	22	43	.512	0	2	.000	8	16	.500	19	18	37	2.1	41	2	7	6	10	9	52	2.9



**2011-12 Miami Men's Basketball**  
**Miami Combined Team Statistics (as of Feb 10, 2012)**  
**All games**

RECORD:	OVERALL	HOME	AWAY	NEUTRAL
ALL GAMES	15-7	10-2	4-5	1-0
CONFERENCE	6-3	3-1	3-2	0-0
NON-CONFERENCE	9-4	7-1	1-3	1-0

##	Player	gp-gs	min	avg	Total	3-Point	F-Throw	Rebounds	pf	dq	a	to	blk	stl	pts	avg
					fg-fga	fg% 3fg-fga 3fg%	ft-fita ft%	off def tot avg								
01	Durand Scott	22-22	760	34.5	94-222	.423 13-43 .302	76-94 .809	31 80 111 5.0	47	2	75	41	5	22	277	12.6
35	Kenny Kadji	21-18	569	27.1	97-178	.545 18-38 .474	51-80 .638	38 82 120 5.7	47	3	14	35	38	11	263	12.5
03	Malcolm Grant	20-20	635	31.8	77-226	.341 44-140 .314	47-61 .770	2 48 50 2.5	26	0	38	33	0	18	245	12.3
42	Reggie Johnson	13-12	359	27.6	59-113	.522 2-4 .500	36-52 .692	30 61 91 7.0	45	1	21	21	15	9	156	12.0
00	Shane Larkin	21-9	534	25.4	48-124	.387 26-67 .388	37-40 .925	9 44 53 2.5	33	0	56	45	2	38	159	7.6
04	Trey McKinney Jones	22-12	550	25.0	56-127	.441 25-73 .342	17-20 .850	14 73 87 4.0	50	1	36	30	2	15	154	7.0
05	DeQuan Jones	12-1	200	16.7	30-60	.500 2-5 .400	15-26 .577	16 30 46 3.8	18	0	2	10	6	6	77	6.4
25	Garrius Adams	10-6	213	21.3	18-45	.400 12-31 .387	9-16 .563	8 25 33 3.3	16	1	11	12	1	8	57	5.7
15	Rion Brown	20-0	347	17.4	34-83	.410 21-51 .412	23-30 .767	14 27 41 2.1	22	0	9	17	1	8	112	5.6
21	Erik Swoope	18-8	256	14.2	22-43	.512 0-2 .000	8-16 .500	19 18 37 2.1	41	2	7	6	10	9	52	2.9
10	Raphael Akpejori	15-2	123	8.2	12-22	.545 0-0 .000	10-17 .588	17 8 25 1.7	25	0	2	6	9	2	34	2.3
11	Ryan Quiglar	5-0	2	0.4	0-0	.000 0-0 .000	0-0 .000	0 0 0 0.0	0	0	0	0	0	0	0	0.0
12	Justin Heller	4-0	2	0.5	0-0	.000 0-0 .000	0-0 .000	0 2 2 0.5	0	0	0	1	0	0	0	0.0
Team								33 35 68	11							
Total.....		22	4550		547-1243	.440 163-454	.359 329-452	.728 231 533 764 34.7	370	10	271	268	89	146	1586	72.1
Opponents.....		22	4550		525-1265	.415 144-431	.334 278-412	.675 265 513 778 35.4	397	13	273	291	75	143	1472	66.9

TEAM STATISTICS	UM	OPP
SCORING	1586	1472
Points per game	72.1	66.9
Scoring margin	+5.2	-
FIELD GOALS-ATT	547-1243	525-1265
Field goal pct	.440	.415
3 POINT FG-ATT	163-454	144-431
3-point FG pct	.359	.334
3-pt FG made per game	7.4	6.5
FREE THROWS-ATT	329-452	278-412
Free throw pct	.728	.675
F-Throws made per game	15.0	12.6
REBOUNDS	764	778
Rebounds per game	34.7	35.4
Rebounding margin	-0.6	-
ASSISTS	271	273
Assists per game	12.3	12.4
TURNOVERS	268	291
Turnovers per game	12.2	13.2
Turnover margin	+1.0	-
Assist/turnover ratio	1.0	0.9
STEALS	146	143
Steals per game	6.6	6.5
BLOCKS	89	75
Blocks per game	4.0	3.4
ATTENDANCE	45689	101024
Home games-Avg/Game	12-3807	9-9974
Neutral site-Avg/Game	-	1-11262

Date	Opponent		Score	Att.
11-11-11	TENNESSEE TECH	W	69-58	3600
11-15-11	RUTGERS	W	72-57	3180
11-19-11	UNF	W	75-62	3483
11-22-11	FLORIDA GULF COAST	W	60-50	3316
11-25-11	at Ole Miss	Lot	61-64	4721
11-29-11	at Purdue	L	65-76	13927
12-03-11	UMASS	W	83-75	3653
12-06-11	MEMPHIS	L	54-71	4500
12-10-11	at West Virginia	L	66-77	12257
12-17-11	vs FAU	Wo2	93-90	11262
12-22-11	at Charlotte	W	76-61	7281
12-30-11	APPALACHIAN STATE	W	84-54	3363
01-02-12	UNCG	W	99-89	2900
* 01-07-12	at Virginia	L	51-52	11283
* 01-10-12	at North Carolina	L	56-73	20096
* 01-18-12	CLEMSON	W	76-73	4420
* 01-22-12	NC STATE	L	73-78	4371
* 01-24-12	at Georgia Tech	W	64-49	5009
* 01-29-12	at Boston College	W	76-54	5874
* 02-01-12	MARYLAND	Wo2	90-86	4611
* 02-05-12	at Duke	Wot	78-74	9314
* 02-09-12	VIRGINIA TECH	W	65-49	4292

\* = Conference game

Score by Periods	1st	2nd	OT	OT2	Totals
Miami	728	800	33	25	1586
Opponents	662	760	32	18	1472



**2011-12 Miami Men's Basketball**  
**Miami Season Box Score (as of Feb 10, 2012)**  
**Conference games**

<b>RECORD:</b>	<b>OVERALL</b>	<b>HOME</b>	<b>AWAY</b>	<b>NEUTRAL</b>
ALL GAMES	6-3	3-1	3-2	0-0
CONFERENCE	6-3	3-1	3-2	0-0
NON-CONFERENCE	0-0	0-0	0-0	0-0

##	Player	gp-gs	min	avg	Total		3-Point		F-Throw		Rebounds				pf	dq	a	to	blk	stl	pts	avg
					fg-fga	fg%	3fg-fga	3fg%	ft-fa	ft%	off	def	tot	avg								
35	Kenny Kadji	8-8	259	32.4	46-84	.548	10-24	.417	23-33	.697	17	34	51	6.4	22	2	8	16	15	4	125	15.6
42	Reggie Johnson	9-9	257	28.6	46-87	.529	2-4	.500	19-29	.655	24	41	65	7.2	32	1	12	14	6	5	113	12.6
01	Durand Scott	9-9	309	34.3	42-94	.447	4-14	.286	16-18	.889	15	37	52	5.8	24	2	29	17	1	14	104	11.6
03	Malcolm Grant	9-9	273	30.3	26-92	.283	15-61	.246	19-21	.905	1	20	21	2.3	7	0	19	15	0	8	86	9.6
05	DeQuan Jones	9-1	153	17.0	22-44	.500	2-4	.500	10-16	.625	11	19	30	3.3	12	0	2	4	5	5	56	6.2
00	Shane Larkin	9-5	230	25.6	16-48	.333	9-28	.321	12-13	.923	5	16	21	2.3	13	0	27	20	1	17	53	5.9
04	Trey McKinney Jones	9-4	208	23.1	15-42	.357	8-25	.320	5-6	.833	4	25	29	3.2	15	0	10	13	1	7	43	4.8
15	Rion Brown	9-0	158	17.6	15-36	.417	7-21	.333	5-8	.625	8	12	20	2.2	12	0	6	5	0	4	42	4.7
10	Raphael Akpejori	4-0	13	3.3	3-3	1.000	0-0	.000	0-1	.000	1	1	2	0.5	5	0	0	0	0	0	6	1.5
21	Erik Swoope	5-0	15	3.0	0-4	.000	0-1	.000	1-2	.500	1	1	2	0.4	5	0	0	0	0	0	1	0.2
11	Ryan Quiglar	3-0	0	0.0	0-0	.000	0-0	.000	0-0	.000	0	0	0	0.0	0	0	0	0	0	0	0	0.0
12	Justin Heller	2-0	0	0.0	0-0	.000	0-0	.000	0-0	.000	0	0	0	0.0	0	0	0	0	0	0	0	0.0
Team											11	13	24					6				
Total.....		9	1875		231-534	.433	57-182	.313	110-147	.748	98	219	317	35.2	147	5	113	110	29	64	629	69.9
Opponents.....		9	1875		212-521	.407	49-167	.293	115-169	.680	109	220	329	36.6	135	3	102	117	30	64	588	65.3

<b>Score by Periods</b>	<b>1st</b>	<b>2nd</b>	<b>OT</b>	<b>OT2</b>	<b>Totals</b>
Miami	286	313	16	14	629
Opponents	270	296	12	10	588



**2011-12 Miami Men's Basketball**  
**Miami Season/Career Statistics (as of Feb 10, 2012)**  
**All games**

**SEASON STATISTICS**

**CAREER STATISTICS**

SUMMARY	gp-gs	min/g	fg%	3fg%	ft%	r/g	a/g	stl	blk	pts/g	gp-gs	min/g	fg%	3fg%	ft%	r/g	a/g	stl	blk	pts/g
Durand Scott	22-22	34.5	.423	.302	.809	5.0	3.4	22	5	12.6	91-85	31.4	.443	.329	.781	4.3	3.3	106	15	12.2
Kenny Kadji	21-18	27.1	.545	.474	.638	5.7	0.7	11	38	12.5	21-18	27.1	.545	.474	.638	5.7	0.7	11	38	12.5
Malcolm Grant	20-20	31.8	.341	.314	.770	2.5	1.9	18	0	12.3	89-64	29.4	.390	.390	.809	2.0	3.0	69	3	12.3
Reggie Johnson	13-12	27.6	.522	.500	.692	7.0	1.6	9	15	12.0	81-52	21.3	.560	.500	.712	7.2	0.8	47	81	9.8
Shane Larkin	21-9	25.4	.387	.388	.925	2.5	2.7	38	2	7.6	21-9	25.4	.387	.388	.925	2.5	2.7	38	2	7.6
Trey McKinney Jones	22-12	25.0	.441	.342	.850	4.0	1.6	15	2	7.0	22-12	25.0	.441	.342	.850	4.0	1.6	15	2	7.0
DeQuan Jones	12-1	16.7	.500	.400	.577	3.8	0.2	6	6	6.4	100-34	14.1	.446	.179	.625	2.3	0.5	45	46	4.5
Garrius Adams	10-6	21.3	.400	.387	.563	3.3	1.1	8	1	5.7	78-37	22.7	.369	.312	.658	3.0	1.2	68	13	5.6
Rion Brown	20-0	17.4	.410	.412	.767	2.1	0.5	8	1	5.6	56-5	17.0	.379	.376	.730	2.0	0.6	18	4	4.8
Erik Swoope	18-8	14.2	.512	.000	.500	2.1	0.4	9	10	2.9	47-17	9.5	.485	.000	.565	1.4	0.3	22	12	2.0
Raphael Akpejori	15-2	8.2	.545	.000	.588	1.7	0.1	2	9	2.3	35-2	6.3	.531	.000	.633	1.6	0.1	4	21	1.9
Ryan Quigtar	5-0	0.4	.000	.000	.000	0.0	0.0	0	0	0.0	18-0	1.2	.429	.500	.500	0.1	0.2	1	0	0.4
Justin Heller	4-0	0.5	.000	.000	.000	0.5	0.0	0	0	0.0	4-0	0.5	.000	.000	.000	0.5	0.0	0	0	0.0

SCORING	fg-fga	fg%	3fg-fga	3fg%	ft-fa	ft%	pts	pts/g	fg-fga	fg%	3fg-fga	3fg%	ft-fa	ft%	pts	pts/g
Durand Scott	94-222	.423	13-43	.302	76-94	.809	277	12.6	382-863	.443	56-170	.329	286-366	.781	1106	12.2
Kenny Kadji	97-178	.545	18-38	.474	51-80	.638	263	12.5	97-178	.545	18-38	.474	51-80	.638	263	12.5
Malcolm Grant	77-226	.341	44-140	.314	47-61	.770	245	12.3	334-856	.390	199-510	.390	228-282	.809	1095	12.3
Reggie Johnson	59-113	.522	2-4	.500	36-52	.692	156	12.0	284-507	.560	2-4	.500	220-309	.712	790	9.8
Shane Larkin	48-124	.387	26-67	.388	37-40	.925	159	7.6	48-124	.387	26-67	.388	37-40	.925	159	7.6
Trey McKinney Jones	56-127	.441	25-73	.342	17-20	.850	154	7.0	56-127	.441	25-73	.342	17-20	.850	154	7.0
DeQuan Jones	30-60	.500	2-5	.400	15-26	.577	77	6.4	180-404	.446	10-56	.179	80-128	.625	450	4.5
Garrius Adams	18-45	.400	12-31	.387	9-16	.563	57	5.7	144-390	.369	73-234	.312	79-120	.658	440	5.6
Rion Brown	34-83	.410	21-51	.412	23-30	.767	112	5.6	85-224	.379	53-141	.376	46-63	.730	269	4.8
Erik Swoope	22-43	.512	0-2	.000	8-16	.500	52	2.9	33-68	.485	0-2	.000	26-46	.565	92	2.0
Raphael Akpejori	12-22	.545	0-0	.000	10-17	.588	34	2.3	17-32	.531	0-0	.000	31-49	.633	65	1.9
Ryan Quigtar	0-0	.000	0-0	.000	0-0	.000	0	0.0	3-7	.429	1-2	.500	1-2	.500	8	0.4
Justin Heller	0-0	.000	0-0	.000	0-0	.000	0	0.0	0-0	.000	0-0	.000	0-0	.000	0	0.0

TOTALS	o-reb	d-reb	t-reb	pf	fo	ast	to	a/to	o-reb	d-reb	t-reb	pf	fo	ast	to	a/to
Durand Scott	31	80	111	47	2	75	41	1.8	102	292	394	209	8	300	214	1.4
Kenny Kadji	38	82	120	47	3	14	35	0.4	38	82	120	47	3	14	35	0.4
Malcolm Grant	2	48	50	26	0	38	33	1.2	19	158	177	118	0	270	191	1.4
Reggie Johnson	30	61	91	45	1	21	21	1.0	215	371	586	231	6	67	114	0.6
Shane Larkin	9	44	53	33	0	56	45	1.2	9	44	53	33	0	56	45	1.2
Trey McKinney Jones	14	73	87	50	1	36	30	1.2	14	73	87	50	1	36	30	1.2
DeQuan Jones	16	30	46	18	0	2	10	0.2	80	151	231	114	0	46	112	0.4
Garrius Adams	8	25	33	16	1	11	12	0.9	64	167	231	104	1	96	97	1.0
Rion Brown	14	27	41	22	0	9	17	0.5	27	86	113	76	0	31	50	0.6
Erik Swoope	19	18	37	41	2	7	6	1.2	31	35	66	67	3	12	13	0.9
Raphael Akpejori	17	8	25	25	0	2	6	0.3	30	26	56	41	0	2	11	0.2
Ryan Quigtar	0	0	0	0	0	0	0	0.0	2	0	2	4	0	4	2	2.0
Justin Heller	0	2	2	0	0	0	1	0.0	0	2	2	0	0	0	1	0.0



2011-12 Miami Men's Basketball  
Miami Team Game-by-Game Comparison (as of Feb 10, 2012)  
All games

Opponent	1st	2nd	Score	Mar	Total FG	FG Pct	3-Pointers	3FG Pct	Free Throws	FT Pct	Rebounds	Assist	T/Over	Block	Steal	Fouls
TENNESSEE TECH	27/32	42/26	69-58	+11	21-54/19-47	.389/.404	7-22/8-17	.318/.471	20-25/12-19	.800/.632	42/26 +16	10/7	14/15	3/5	7/5	18/22
RUTGERS	35/25	37/32	72-57	+15	25-51/24-65	.490/.369	10-23/9-23	.435/.391	12-21/0-6	.571/.000	34/39 (5)	13/12	10/14	7/2	7/3	11/17
UNF	31/25	44/37	75-62	+13	24-54/23-57	.444/.404	7-18/8-21	.389/.381	20-26/8-14	.769/.571	35/37 (2)	13/14	8/13	8/2	5/3	15/20
FLORIDA GULF COAST	42/24	18/26	60-50	+10	18-56/20-49	.321/.408	7-27/3-15	.259/.200	17-23/7-11	.739/.636	36/37 (1)	12/7	7/17	4/5	7/1	12/22
Ole Miss	25/29	29/25	61-64	(3)	22-60/19-50	.367/.380	9-26/7-21	.346/.333	8-13/19-30	.615/.633	37/39 (2)	13/11	16/16	3/7	11/6	21/19
Purdue	25/37	40/39	65-76	(11)	21-54/26-47	.389/.553	8-23/4-16	.348/.250	15-20/20-29	.750/.690	29/28 +1	12/10	11/10	1/5	4/4	22/17
UMASS	41/31	42/44	83-75	+8	24-59/24-66	.407/.364	8-17/7-24	.471/.292	27-36/20-27	.750/.741	40/45 (5)	14/12	11/14	7/3	6/6	23/27
MEMPHIS	26/27	28/44	54-71	(17)	20-56/28-60	.357/.467	5-18/1-12	.278/.083	9-18/14-20	.500/.700	33/41 (8)	6/12	14/8	5/7	3/10	15/19
West Virginia	37/35	29/42	66-77	(11)	24-55/27-50	.436/.540	9-23/8-20	.391/.400	9-15/15-18	.600/.833	26/33 (7)	10/19	9/11	0/3	4/3	20/15
FAU	34/30	38/42	93-90	+3	31-50/32-71	.620/.451	14-20/15-29	.700/.517	17-25/11-14	.680/.786	25/35 (10)	20/21	18/16	10/3	7/10	17/18
Charlotte	31/24	45/37	76-61	+15	27-50/19-59	.540/.322	8-19/8-23	.421/.348	14-18/15-21	.778/.714	38/30 +8	11/10	13/8	5/1	2/9	17/17
APPALACHIAN STATE	39/24	45/30	84-54	+30	28-51/20-57	.549/.351	7-16/6-22	.438/.273	21-27/8-16	.778/.500	34/30 +4	12/15	9/12	3/2	8/6	15/21
UNCG	49/49	50/40	99-89	+10	31-59/32-66	.525/.485	7-20/11-21	.350/.524	30-38/14-18	.789/.778	38/29 +9	12/21	18/20	4/0	11/13	17/28
Virginia	17/26	34/26	51-52	(1)	18-51/21-55	.353/.382	5-17/4-13	.294/.308	10-13/6-10	.769/.600	37/33 +4	5/10	12/7	1/1	4/5	14/15
North Carolina	25/40	31/33	56-73	(17)	23-55/31-69	.418/.449	3-16/2-16	.188/.125	7-10/9-14	.700/.643	29/45 (16)	10/15	17/12	1/2	8/10	17/11
CLEMSON	42/39	34/34	76-73	+3	27-52/27-57	.519/.474	9-20/6-10	.450/.300	13-14/13-20	.929/.650	30/26 +4	19/12	14/11	3/5	10/10	16/13
NC STATE	27/39	46/39	73-78	(5)	27-61/24-52	.443/.462	2-20/6-10	.100/.600	17-23/24-31	.739/.774	36/32 +4	10/14	16/15	5/4	11/10	22/16
Georgia Tech	35/22	29/27	64-49	+15	26-54/20-56	.481/.357	9-17/4-15	.529/.267	3-3/5-11	1000/.455	32/36 (4)	15/8	7/8	3/3	3/4	16/7
Boston College	34/31	42/23	76-54	+22	27-63/17-43	.429/.395	7-21/7-19	.333/.368	15-17/13-17	.882/.765	30/32 (2)	13/10	5/17	5/2	10/3	14/15
MARYLAND	34/23	35/46	90-86	+4	31-73/27-67	.425/.403	8-28/6-28	.286/.214	20-27/26-35	.741/.743	43/42 +1	17/11	16/19	4/5	8/8	22/23
Duke	42/28	27/41	78-74	+4	28-67/26-68	.418/.382	7-23/9-31	.304/.290	15-25/13-22	.600/.591	48/43 +5	11/12	14/11	0/5	4/8	19/22
VIRGINIA TECH	30/22	35/27	65-49	+16	24-58/19-54	.414/.352	7-20/5-15	.350/.333	10-15/6-9	.667/.667	32/40 (8)	13/10	9/17	7/3	6/6	7/13

Note: Game totals are displayed in the format TEAM/OPPONENT for each category





2011-12 Miami Men's Basketball  
Miami Team High/Low Analysis (as of Feb 10, 2012)  
All games

Miami - TEAM GAME HIGHS

POINTS	99	UNCG (01-02-12)
	93	vs FAU (12-17-11)
	90	MARYLAND (02-01-12)
FIELD GOALS MADE	31	MARYLAND (02-01-12)
	31	UNCG (01-02-12)
	31	vs FAU (12-17-11)
FIELD GOAL ATTEMPTS	73	MARYLAND (02-01-12)
FIELD GOAL PERCENTAGE	.620 (31-50)	vs FAU (12-17-11)
3 PT FIELD GOALS MADE	14	vs FAU (12-17-11)
3 PT FG ATTEMPTS	28	MARYLAND (02-01-12)
3 PT FG PERCENTAGE	.700 (14-20)	vs FAU (12-17-11)
FREE THROWS MADE	30	UNCG (01-02-12)
FREE THROW ATTEMPTS	38	UNCG (01-02-12)
FREE THROW PERCENTAGE	1.000 (3-3)	at Georgia Tech (01-24-12)
REBOUNDS	48	at Duke (02-05-12)
ASSISTS	20	vs FAU (12-17-11)
STEALS	11	NC STATE (01-22-12)
	11	UNCG (01-02-12)
	11	at Ole Miss (11-25-11)
BLOCKED SHOTS	10	vs FAU (12-17-11)
TURNOVERS	18	UNCG (01-02-12)
	18	vs FAU (12-17-11)
FOULS	23	UMASS (12-03-11)



2011-12 Miami Men's Basketball  
Miami High/Low Analysis (as of Feb 10, 2012)  
All games

Opponent - GAME HIGHS

POINTS	90	vs FAU (12-17-11)
	89	UNCG (01-02-12)
	86	MARYLAND (02-01-12)
FIELD GOALS MADE	32	UNCG (01-02-12)
	32	vs FAU (12-17-11)
FIELD GOAL ATTEMPTS	71	vs FAU (12-17-11)
FIELD GOAL PERCENTAGE	.553 (26-47)	at Purdue (11-29-11)
3 PT FIELD GOALS MADE	15	vs FAU (12-17-11)
3 PT FG ATTEMPTS	31	at Duke (02-05-12)
3 PT FG PERCENTAGE	.600 (6-10)	NC STATE (01-22-12)
FREE THROWS MADE	26	MARYLAND (02-01-12)
FREE THROW ATTEMPTS	35	MARYLAND (02-01-12)
FREE THROW PERCENTAGE	.833 (15-18)	at West Virginia (12-10-11)
REBOUNDS	45	at North Carolina (01-10-12)
	45	UMASS (12-03-11)
ASSISTS	21	UNCG (01-02-12)
	21	vs FAU (12-17-11)
STEALS	13	UNCG (01-02-12)
BLOCKED SHOTS	7	MEMPHIS (12-06-11)
	7	at Ole Miss (11-25-11)
TURNOVERS	20	UNCG (01-02-12)
FOULS	28	UNCG (01-02-12)



2011-12 Miami Men's Basketball  
Miami High/Low Analysis (as of Feb 10, 2012)  
All games

Miami - GAME LOWS

POINTS	51		at Virginia (01-07-12)
	54		MEMPHIS (12-06-11)
	56		at North Carolina (01-10-12)
FIELD GOALS MADE	18		FLORIDA GULF COAST (11-22-11)
	18		at Virginia (01-07-12)
FIELD GOAL ATTEMPTS	50		vs FAU (12-17-11)
	50		at Charlotte (12-22-11)
FIELD GOAL PERCENTAGE	.321	(18-56)	FLORIDA GULF COAST (11-22-11)
3 PT FIELD GOALS MADE	2		NC STATE (01-22-12)
3 PT FG ATTEMPTS	16		APPALACHIAN STATE (12-30-11)
	16		at North Carolina (01-10-12)
3 PT FG PERCENTAGE	.100	(2-20)	NC STATE (01-22-12)
FREE THROWS MADE	3		at Georgia Tech (01-24-12)
FREE THROW ATTEMPTS	3		at Georgia Tech (01-24-12)
FREE THROW PERCENTAGE	.500	(9-18)	MEMPHIS (12-06-11)
REBOUNDS	25		vs FAU (12-17-11)
ASSISTS	5		at Virginia (01-07-12)
STEALS	2		at Charlotte (12-22-11)
BLOCKED SHOTS	0		at West Virginia (12-10-11)
	0		at Duke (02-05-12)
TURNOVERS	5		at Boston College (01-29-12)
FOULS	7		VIRGINIA TECH (02-09-12)



2011-12 Miami Men's Basketball  
Miami High/Low Analysis (as of Feb 10, 2012)  
All games

Opponent - GAME LOWS

POINTS	49	at Georgia Tech (01-24-12)
	49	VIRGINIA TECH (02-09-12)
	50	FLORIDA GULF COAST (11-22-11)
FIELD GOALS MADE	17	at Boston College (01-29-12)
FIELD GOAL ATTEMPTS	43	at Boston College (01-29-12)
FIELD GOAL PERCENTAGE	.322 (19-59)	at Charlotte (12-22-11)
3 PT FIELD GOALS MADE	1	MEMPHIS (12-06-11)
3 PT FG ATTEMPTS	10	NC STATE (01-22-12)
3 PT FG PERCENTAGE	.083 (1-12)	MEMPHIS (12-06-11)
FREE THROWS MADE	0	RUTGERS (11-15-11)
FREE THROW ATTEMPTS	6	RUTGERS (11-15-11)
FREE THROW PERCENTAGE	.000 (0-6)	RUTGERS (11-15-11)
REBOUNDS	26	TENNESSEE TECH (11-11-11)
	26	CLEMSON (01-18-12)
ASSISTS	7	TENNESSEE TECH (11-11-11)
	7	FLORIDA GULF COAST (11-22-11)
STEALS	1	FLORIDA GULF COAST (11-22-11)
BLOCKED SHOTS	0	UNCG (01-02-12)
TURNOVERS	7	at Virginia (01-07-12)
FOULS	7	at Georgia Tech (01-24-12)



2011-12 Miami Men's Basketball  
Miami Player High/Low Analysis (as of Feb 10, 2012)  
All games

Miami - INDIVIDUAL GAME HIGHS

Points	30		Kenny Kadji vs UNCG (01-02-12)
	27		Reggie Johnson at Duke (02-05-12)
	24		Durand Scott vs Maryland (02-01-12)
Field Goals Made	11		Reggie Johnson at Duke (02-05-12)
	11		Durand Scott vs Maryland (02-01-12)
Field Goal Att.	18		Malcolm Grant at Ole Miss (11-25-11)
FG Pct (min 5 made)	.786	(11-14)	Durand Scott vs Maryland (02-01-12)
3-Point FG Made	6		Malcolm Grant at Ole Miss (11-25-11)
3-Point FG Att.	12		Malcolm Grant vs Maryland (02-01-12)
	12		Malcolm Grant at Ole Miss (11-25-11)
3-Pt FG Pct (min 2 made)	1.000	(4-4)	Shane Larkin at Purdue (11-29-11)
	1.000	(3-3)	Kenny Kadji vs FAU (12-17-11)
	1.000	(3-3)	Kenny Kadji at West Virginia (12-10-11)
	1.000	(2-2)	Durand Scott vs Clemson (01-18-12)
	1.000	(2-2)	Kenny Kadji at Charlotte (12-22-11)
	1.000	(2-2)	Malcolm Grant vs FAU (12-17-11)
Free Throws Made	16		Durand Scott vs UMass (12-03-11)
Free Throw Att.	18		Durand Scott vs UMass (12-03-11)
FT Pct (min 3 made)	1.000	(7-7)	Shane Larkin vs UNCG (01-02-12)
	1.000	(6-6)	Shane Larkin vs Maryland (02-01-12)
	1.000	(4-4)	Malcolm Grant at Boston College (01-29-12)
	1.000	(4-4)	Reggie Johnson vs NC STATE (01-22-12)
	1.000	(4-4)	Kenny Kadji vs Clemson (01-18-12)
	1.000	(4-4)	Durand Scott at North Carolina (01-10-12)
	1.000	(4-4)	Durand Scott at Virginia (01-07-12)
	1.000	(4-4)	Shane Larkin vs UMass (12-03-11)
	1.000	(4-4)	Garrius Adams vs UNF (11-19-11)
	1.000	(4-4)	Rion Brown vs Tennessee Tech (11-11-11)
	1.000	(3-3)	Kenny Kadji at Georgia Tech (01-24-12)
	1.000	(3-3)	Shane Larkin vs Appalachian State (12-30-11)
	1.000	(3-3)	Reggie Johnson vs Appalachian State (12-30-11)
	1.000	(3-3)	Shane Larkin vs Florida Gulf Coast (11-22-11)
Rebounds	12		Reggie Johnson at Duke (02-05-12)
	12		Kenny Kadji vs UNCG (01-02-12)
Assists	7		Durand Scott vs Maryland (02-01-12)
Steals	6		Shane Larkin at North Carolina (01-10-12)
	6		Shane Larkin at Ole Miss (11-25-11)
Blocked Shots	5		Reggie Johnson vs FAU (12-17-11)
Turnovers	6		Durand Scott at Ole Miss (11-25-11)
Fouls	5		Kenny Kadji at Duke (02-05-12)
	5		Reggie Johnson vs Maryland (02-01-12)
	5		Durand Scott vs Maryland (02-01-12)
	5		Durand Scott vs NC STATE (01-22-12)
	5		Kenny Kadji vs Clemson (01-18-12)
	5		Kenny Kadji at West Virginia (12-10-11)
	5		Erik Swoope vs Memphis (12-06-11)
	5		Erik Swoope at Purdue (11-29-11)
	5		Trey McKinney Jones at Ole Miss (11-25-11)
	5		Garrius Adams vs Tennessee Tech (11-11-11)



2011-12 Miami Men's Basketball  
Miami Opponent High/Low Analysis (as of Feb 10, 2012)  
All games

OPPONENT INDIVIDUAL GAME HIGHS

Points	36		SIMPSON, Trevis vs UNCG (01-02-12)
	33		Terrell Stoglin vs Maryland (02-01-12)
	27		Grier, Omari vs FAU (12-17-11)
	27		BRYANT, Darryl at West Virginia (12-10-11)
	27		BARTON, Will vs Memphis (12-06-11)
Field Goals Made	12		SIMPSON, Trevis vs UNCG (01-02-12)
	12		BARTON, Will vs Memphis (12-06-11)
Field Goal Att.	26		Terrell Stoglin vs Maryland (02-01-12)
FG Pct (min 5 made)	.778	(7-9)	Strickland, Dexter at North Carolina (01-10-12)
3-Point FG Made	7		SIMPSON, Trevis vs UNCG (01-02-12)
	7		Grier, Omari vs FAU (12-17-11)
3-Point FG Att.	20		Terrell Stoglin vs Maryland (02-01-12)
3-Pt FG Pct (min 2 made)	1.000	(3-3)	CARROLL, Austin vs Rutgers (11-15-11)
Free Throws Made	9		Terrell Stoglin vs Maryland (02-01-12)
Free Throw Att.	11		Jackson, Lewis at Purdue (11-29-11)
FT Pct (min 3 made)	1.000	(9-9)	Terrell Stoglin vs Maryland (02-01-12)
	1.000	(7-7)	Wood, Scott vs NC STATE (01-22-12)
	1.000	(5-5)	SIMPSON, Trevis vs UNCG (01-02-12)
	1.000	(4-4)	Zeller, Tyler at North Carolina (01-10-12)
	1.000	(4-4)	BRASWELL, Chris at Charlotte (12-22-11)
	1.000	(4-4)	JONES, Kevin at West Virginia (12-10-11)
	1.000	(4-4)	BRYANT, Darryl at West Virginia (12-10-11)
Rebounds	17		Holloway, Murphy at Ole Miss (11-25-11)
Assists	10		PARKER, Drew vs UNCG (01-02-12)
Steals	6		Tucker, Alex vs FAU (12-17-11)
Blocked Shots	4		Alex Len vs Maryland (02-01-12)
Turnovers	6		Nelson, Dundrecois at Ole Miss (11-25-11)
Fouls	5		Nick Faust vs Maryland (02-01-12)
	5		Sean Mosley vs Maryland (02-01-12)
	5		Howell, Richard vs NC STATE (01-22-12)
	5		HENRY, Aloysius vs UNCG (01-02-12)
	5		SIMPSON, Trevis vs UNCG (01-02-12)
	5		HENRY, Pierria at Charlotte (12-22-11)
	5		MAYFIELD, DeMario at Charlotte (12-22-11)
	5		McCoy, Jordan vs FAU (12-17-11)
	5		BROWN, Sherwood vs Florida Gulf Coast (11-22-11)
	5		WILLIAMS, Jimmy vs UNF (11-19-11)
	5		JEUNE, David vs UNF (11-19-11)
	5		INAMETI, Bassey vs Tennessee Tech (11-11-11)
	5		MCMORROW, Liam vs Tennessee Tech (11-11-11)