

FLORIDA™

MEN'S BASKETBALL

Release Date: Nov. 26, 2016



Florida (5-1/0-0 SEC) vs. Miami (4-1/0-0 ACC)
 HP Field House | 5,000 | Orlando, Fla.
 Game 7 | November 27, 2016 | 4:30 p.m.



COACHES

Mike White

26-16 | 2nd season at Florida
 127-56 | 6th season overall

Jim Larranaga

122-58 | 6th season at Miami
 592-392 | 33rd season overall

BROADCAST INFORMATION

TV | ESPN2

Streaming | WatchESPN

Play-by-Play: Mike Morgan

Analyst: Brad Daugherty

Reporter: Andy Katz

Radio | Gator IMG Sports Network

Play-by-Play: Mick Hubert

Analyst: Mark Wise

TICKET INFORMATION

Tickets Available

ESPN Wide World of Sports box office
 800-745-3000
 ticketmaster.com

SOCIAL MEDIA

Facebook, Twitter & Instagram: @GatorsMBK

NOTABLE NUMBERS

.917

The Gators shot 22-for-24 from the free throw line against Gonzaga, a .917 clip. Only twice in the past 20 years has UF shot a higher percentage in a game the team made at least 20 free throws (.926, 25-27, 2/20/10 vs. Ole Miss; .923, 24-26, 12/6/05 vs. Providence).

4

John Egbunu blocked four shots against Gonzaga, the second straight game with four blocks. He has 13 this season through five games.

34

One night after playing 11 minutes before fouling out, Devin Robinson played a season-high 34 minutes without picking up a foul and scored a career-best 18 points.

80%

Three of the six Gators with at least 15 free throw attempts are shooting better than 80% from the charity stripe -- KeVaughn Allen has sunk all 15 of his attempts, while Canyon Barry leads UF in makes and attempts at 26-for-31 (.839) and Devin Robinson checks in a shade below 90 percent at 17-for-19 (.895). Of the remaining three, Kasey Hill and Chris Chiozza are both on the good side of 70 percent while John Egbunu's .655 clip is more than 12 percentage points ahead of last season's number.

- Florida meets Miami for the third straight season following the teams' home-and-home series. Though UM took the two most recent meetings, UF still holds a 45-24 all-time series edge.
- UF looks to bounce back from its first loss of the season after coming up short against 11th-ranked Gonzaga. Devin Robinson's career-best 18 points and a 16-8 turnover advantage gave the Gators a chance, but they could not overcome a 2-for-19 night from 3-point range.
- The Gators posted a hard-fought 81-76 win vs. Seton Hall, with KeVaughn Allen (21) and Canyon Barry (20) both topping 20 points. Barry scored six points during a 10-0 second-half run that turned a five-point UF deficit into a five-point lead.
- UF jumped out to a 15-0 lead against Belmont, eventually going up 20-2 in the early goings. The Gators used a 16-0 second-half run to put the Bruins away for good.
- After seeing a 15-point lead erased vs. St. Bonaventure, the Gators went on a 7-0 run in the final minute of the game to claim a 73-66 win in Lakeland.
- Florida's defense stifled Mercer in the first half, allowing 14 points before the break, the fewest of any half under head coach Mike White.
- The Gators closed strong in the season-opening win vs. FGCU on Friday, going on a 15-0 run to seize control of the game. Over the final 16 minutes of the game, UF outscored the Eagles, 35-9.
- While the Gators' home is renovated, their first seven games and nine of their first 11 will be neutral-site contests this season, along with road games at Florida State and North Florida.
- The \$64.5 million renovation of Exactech Arena at the Stephen C. O'Connell Center will be complete in December, with the Gators slated for their home opener on Dec. 21 vs. Little Rock.
- Preseason All-SEC guard KeVaughn Allen is UF's top returning scorer, averaging 11.6 points per game last season and posting 12.3 per game in SEC action. The lone underclassman starter, Allen is plenty experienced in his own right, starting 34 of 36 games his freshman campaign.
- Preseason All-SEC center John Egbunu led the Gators in blocked shots (48), ranked second in rebounds (6.5) and third in scoring (11.5) last season.
- Senior point guard Kasey Hill returns with a chance to join the 1,000-point club and reach UF's top five list in career assists. Hill also led the Gators in steals (53) last season.
- Junior wing man Devin Robinson started fast and led UF in scoring in the season opener, tallying 14 points after knocking down a pair of 3-pointers in the first two minutes of the game.
- Backup center Kevarrius Hayes started strong this season, blocking a career-best five shots vs. FGCU in just 14 minutes.
- Graduate transfer wing Canyon Barry comes to Florida from College of Charleston, where he averaged 12.8 points per game, including 19.7 last season.

NOVEMBER

11	vs. FGCU (Jacksonville)	SECN +	W	80-59
13	vs. Mercer (Jacksonville)	ESPNU	W	76-54
17	vs. St. Bonaventure (Lakeland)	SECN +	W	73-66
21	vs. Belmont (Tampa)	SECN	W	78-61
24	vs. Seton Hall (Orlando)	ESPN2	W	81-76
25	vs. #11 Gonzaga (Orlando)	ESPNU	L	72-77
27	vs. Miami (Orlando)	ESPN2		4:30 p.m.

DECEMBER

1	at North Florida	ESPN3		7 p.m.
6	vs. Duke (New York City)	ESPN		9 p.m.
11	at Florida State	ESPNU		4 p.m.
17	vs. Charlotte (Sunrise)	FS2/Sun		4 p.m.
21	Little Rock	SECN		7 p.m.
29	at Arkansas	SECN		7 p.m.

JANUARY

3	Ole Miss	ESPNU		7 p.m.
7	Tennessee	ESPN2		5:15 p.m.
10	at Alabama	ESPNU		9 p.m.
14	Georgia	ESPN/2		12 p.m.
18	at South Carolina	SECN		6:30 p.m.
21	Vanderbilt	CBS		12 p.m.
25	at LSU	SECN		9 p.m.
28	at Oklahoma (SEC/B12)	ESPN		2 p.m.

FEBRUARY

2	Missouri	ESPN/2		7 p.m.
4	Kentucky	ESPN/2		2/8 p.m.
7	at Georgia	ESPN2		7 p.m.
11	Texas A&M	ESPN/2		12 p.m.
14	at Auburn	SECN		7 p.m.
18	at Mississippi State	ESPN/2		2 p.m.
21	South Carolina	ESPN		7 p.m.
25	at Kentucky	CBS		2 p.m.

MARCH

1	Arkansas	ESPN2		7 p.m.
4	at Vanderbilt	ESPN/2		2 p.m.
8-12 SEC Tournament (Nashville)				

FLORIDAGATORS.COM

Contact: Denver Parler | denverp@gators.ufl.edu | 352-375-4683 ext. 6135

FLORIDA PROBABLE STARTERS

#	Name	Pos.	Ht.	Wt.	Cl.	P/RPG
1	Devin Robinson	F	6-8	200	Jr.	12.3/5.7
23	Justin Leon	F	6-8	196	Jr.	7.2/4.5
15	John Egbunu	C	6-11	255	RJr.	9.8/8.5
0	Kasey Hill	G	6-1	175	Sr.	6.7/4.0a
5	KeVaughn Allen	G	6-2	183	So.	14.2/2.7

OPPONENT PROBABLE STARTERS

#	Name	Pos.	Ht.	Wt.	Cl.	P/RPG
21	Kamari Murphy	F	6-8	220	RSr.	7.4/8.8
15	Ebuka Izundu	C	6-10	231	So.	4.5/3.8
0	Ja'Quan Newton	G	6-2	187	Jr.	17.6/3.4a
3	Anthony Lawrence	G	6-7	210	So.	8.4/3.8
5	Davon Reed	G	6-6	220	Sr.	11.2/4.2

0**KASEY HILL**Guard
Senior
Umatilla, Fla.
6-1 | 175

Provides experience in the Gators' backcourt, whether in the starting lineup or off the bench...Scored 18 points both 2016 SEC Tournament games, his season high...Has three career game with 8+ assists and 1 or fewer turnovers.

Year	GP	GS	Min	Avg	FG	FGA	Pct	3FG	3A	Pct	FT	FTA	Pct	OR	DR	Tot	Avg	PF	FO	Ast	TO	Blk	Stl	Pts	Avg
2016-17	6	6	168	28.0	12	37	.324	1	8	.125	15	20	.750	3	12	15	2.5	15	1	24	16	2	7	40	6.7
TOTAL	107	63	2729	25.5	276	714	.387	33	136	.243	193	333	.580	37	204	241	2.3	235	6	393	210	26	129	778	7.3

1**DEVIN ROBINSON**Forward
Junior
Chesterfield, Va.
6-8 | 200

Spent the offseason recovering from a stress fracture in his foot...Scored 15 points and drew three charges in last season's home date vs. Ole Miss, which White called Robinson's best performance as a Gator...Posted three double-doubles during his sophomore season.

Year	GP	GS	Min	Avg	FG	FGA	Pct	3FG	3A	Pct	FT	FTA	Pct	OR	DR	Tot	Avg	PF	FO	Ast	TO	Blk	Stl	Pts	Avg
2016-17	6	6	152	25.3	26	46	.565	5	14	.357	17	19	.895	11	23	34	5.7	14	1	5	6	3	7	74	12.3
TOTAL	75	41	1612	21.5	218	489	.446	62	202	.307	111	152	.730	99	228	327	4.4	158	6	45	66	37	42	609	8.1

2**ERIC HESTER**Guard
Freshman
Clearwater, Fla.
6-3 | 167

The first high school recruit to commit to the Gators under head coach Mike White...Has a 6-foot-10 wingspan and the motor to be an elite defender...Named a top-100 player in USA Today's composite rankings...Rivals and 247 Sports four-star prospect.

Year	GP	GS	Min	Avg	FG	FGA	Pct	3FG	3A	Pct	FT	FTA	Pct	OR	DR	Tot	Avg	PF	FO	Ast	TO	Blk	Stl	Pts	Avg
2016-17	3	0	8	2.7	0	3	.000	0	3	.000	1	2	.500	0	1	1	0.3	1	0	0	1	0	2	1	0.3

5**KEVAUGHN ALLEN**Guard
Sophomore
Little Rock, Ark.
6-2 | 183

Broke out for 21 points against Seton Hall...Established his ability to score in bunches during a productive freshman season...Exploded for 32 points vs. Florida State and added a 27-point performance in Florida's win at Ole Miss.

Year	GP	GS	Min	Avg	FG	FGA	Pct	3FG	3A	Pct	FT	FTA	Pct	OR	DR	Tot	Avg	PF	FO	Ast	TO	Blk	Stl	Pts	Avg
2016-17	6	6	174	29.0	30	74	.405	10	34	.294	15	15	1.000	3	13	16	2.7	9	0	9	13	4	9	85	14.2
TOTAL	42	40	1152	27.4	164	410	.400	61	196	.311	114	132	.864	21	92	113	2.7	65	0	66	48	9	50	503	12.0

11**CHRIS CHIOZZA**Guard
Junior
Memphis, Tenn.
6-0 | 176

The Gators' assists and assist-to-turnover ratio leader last season...An attacking point guard with the ability to distribute or score himself...His 62 career 3-pointers made are the most on the team.

Year	GP	GS	Min	Avg	FG	FGA	Pct	3FG	3A	Pct	FT	FTA	Pct	OR	DR	Tot	Avg	PF	FO	Ast	TO	Blk	Stl	Pts	Avg
2016-17	6	0	114	19.0	9	28	.321	3	11	.273	17	23	.739	3	10	13	2.2	20	1	12	5	0	9	38	6.3
TOTAL	75	33	1723	23.0	139	391	.355	65	204	.319	85	126	.675	26	163	189	2.5	156	4	240	111	3	87	428	5.7

12**GORJOK GAK**Forward/Center
Freshman
Sydney, Australia
6-11 | 231

Runs the floor extremely well, and his 7-foot-4 wingspan enables him to play well above the rim...Good ball handler for his size, and possesses a soft touch around the basket.

Year	GP	GS	Min	Avg	FG	FGA	Pct	3FG	3A	Pct	FT	FTA	Pct	OR	DR	Tot	Avg	PF	FO	Ast	TO	Blk	Stl	Pts	Avg
2016-17	4	0	14	3.5	0	1	.000	0	0	.000	1	2	.500	1	3	4	1.0	5	0	0	1	0	0	1	0.3

13**KEVARRIUS HAYES**Forward/Center
Sophomore
Live Oak, Fla.
6-9 | 218

Posted 5 blocked shots in the season opener vs. FGCU (11/11)...Had two big performances in the 2016 NIT after John Egbunu went down with injury, scoring 14 points at Ohio State and George Washington...Brings maximum effort to the court every day...A long and athletic shot-blocker and rebounder who moves extremely well.

Year	GP	GS	Min	Avg	FG	FGA	Pct	3FG	3A	Pct	FT	FTA	Pct	OR	DR	Tot	Avg	PF	FO	Ast	TO	Blk	Stl	Pts	Avg
2016-17	6	0	82	13.7	8	19	.421	0	0	.000	9	13	.692	8	10	18	3.0	13	0	1	3	12	2	25	4.2
TOTAL	41	6	485	11.8	43	69	.623	0	0	.000	37	72	.514	53	57	110	2.7	77	0	8	20	32	13	123	3.0

15**JOHN EGBUNU**Center
Junior (R)
Bauchi, Nigeria
6-11 | 255

Showing increased persistence on the glass this season...Scored a career-high 27 points (including nine dunks) vs. Kentucky...Had five double-doubles, including three vs. SEC opponents, during his first season at UF...One of the team's best communicators on defense.

Year	GP	GS	Min	Avg	FG	FGA	Pct	3FG	3A	Pct	FT	FTA	Pct	OR	DR	Tot	Avg	PF	FO	Ast	TO	Blk	Stl	Pts	Avg
2016-17	6	6	147	24.5	20	45	.444	0	0	.000	19	29	.655	24	27	51	8.5	14	0	2	8	13	4	59	9.8
TOTAL	40	36	1004	25.1	169	297	.569	0	0	.000	111	202	.550	116	155	271	6.8	124	6	14	67	61	19	449	11.2
All*	72	67	1797	25.0	258	448	.576	0	1	.000	171	312	.548	196	273	469	6.5	216	7	26	122	104	29	687	9.5

23**JUSTIN LEON**Forward
Senior
Conway, Ark.
6-8 | 206

Scored a career-best 17 points in Florida's win vs. Mercer (11/13), including a 3-for-5 night from 3-point range...High-motor player who earned his way into the starting lineup on a semi-regular basis in his first season with the Gators...Finished the season with UF's top 3-point percentage.

Year	GP	GS	Min	Avg	FG	FGA	Pct	3FG	3A	Pct	FT	FTA	Pct	OR	DR	Tot	Avg	PF	FO	Ast	TO	Blk	Stl	Pts	Avg
2016-17	6	6	141	23.5	16	34	.471	9	19	.474	2	5	.400	13	14	27	4.5	14	0	2	5	1	3	43	7.2
TOTAL	40	17	648	16.2	88	180	.489	34	86	.395	14	31	.452	59	75	134	3.4	66	0	13	26	6	13	224	5.6

24**CANYON BARRY**Guard
Grad / Senior (R)
Colorado Springs, Colo.
6-6 | 215

Posted his first 20-point game as a Gator vs. Seton Hall...Scored 8 of his team-high 17 points vs. Belmont as part of a second-half 16-0 Florida run...Prolific scorer who was averaging 19.7 points at College of Charleston before a season-ending shoulder injury...Grad transfer to UF, studying nuclear engineering.

Year	GP	GS	Min	Avg	FG	FGA	Pct	3FG	3A	Pct	FT	FTA	Pct	OR	DR	Tot	Avg	PF	FO	Ast	TO	Blk	Stl	Pts	Avg
2016-17	6	0	147	24.5	26	57	.456	7	25	.280	26	31	.839	10	18	28	4.7	3	0	4	6	1	5	85	14.2
All*	76	58	2282	30.0	327	861	.380	125	368	.340	199	257	.774	60	237	297	3.9	129	2	107	155	30	64	978	12.9

25**KEITH STONE**Forward
Freshman (R)
Deerfield Beach, Fla.
6-8 | 240

Strength, athleticism and handle to be a versatile inside-out player...A skilled offensive player who can score in a variety of ways...Spent last season working tirelessly in the weight room, shedding about 15 pounds before putting it back on as muscle.

Year	GP	GS	Min	Avg	FG	FGA	Pct	3FG	3A	Pct	FT	FTA	Pct	OR	DR	Tot	Avg	PF	FO	Ast	TO	Blk	Stl	Pts	Avg
22016-17	6	0	47	7.8	2	15	.133	0	6	.000	2	2	1.000	2	4	6	1.0	4	0	5	3	2	0	6	1.0

NOTE: All* line includes stats at previous school. TOTAL line is UF only.

STARTING LINEUPS						STAT LEADERS				
	1	2	3	4	5	Points	Rebounds	Assists	Steals	Blocks
vs. FGCU	Hill	Allen	Robinson	Leon	Egbunu	14-Robinson	8-Egbunu	4-Hill	3-Chiozza/Robinson	5-Hayes
vs. Mercer	Hill	Allen	Robinson	Leon	Egbunu	17-Leon	9-Robinson	5-Allen	2-Allen/Robinson	2-Allen/Egbunu
vs. St. Bonaventure	Hill	Allen	Robinson	Leon	Egbunu	16-Allen/Barry	10-Egbunu	4-Hill	2-Allen/Chiozza	3-Hayes
vs. Belmont	Hill	Allen	Robinson	Leon	Egbunu	17-Barry	8-Egbunu	5-Hill	3-Chiozza/Hill	2-Hayes
vs. Seton Hall	Hill	Allen	Robinson	Leon	Egbunu	21-Allen	10-Egbunu	2-Barry/Chiozza/Hill	1-Four tied	4-Egbunu
vs. Gonzaga	Hill	Allen	Robinson	Leon	Egbunu	18-Robinson	7-Egbunu	7-Hill	2-Barry/Hill	4-Egbunu
vs. Miami										
at North Florida										
vs. Duke										
at Florida State										
vs. Charlotte										
Little Rock										
at Arkansas										
Ole Miss										
Tennessee										
at Alabama										
Georgia										
at South Carolina										
Vanderbilt										
at LSU										
at Oklahoma										
Missouri										
Kentucky										
at Georgia										
Texas A&M										
at Auburn										
at Mississippi State										
South Carolina										
at Kentucky										
Arkansas										
at Vanderbilt										

MISC. SCORING						NOTABLE
UF-Opp.	Paint	OffT/O	2nd Ch.	Fastbreak	Bench	
vs. FGCU	46-26	24-7	16-13	14-4	28-22	UF overcame a 5-point deficit with a 15-0 second-half run and allowed just 9 points in the final 16 minutes.
vs. Mercer	22-18	22-6	24-12	4-2	22-20	Florida allowed just 14 first-half points, the fewest in a half under White...All 12 players appeared and scored.
vs. St. Bonaventure	28-26	22-23	12-17	8-8	25-7	The Gators' 15-point lead was erased before a 7-0 run, including 2 run-out dunks, in the final minute.
vs. Belmont	30-26	20-13	13-4	4-0	36-17	Florida opened the game on a 15-0 run & added a 16-0 run in the second half...UF forced 21 turnovers.
vs. Seton Hall	24-34	16-23	12-15	4-6	34-21	The Gators used a 10-0 run to go from 47-42 down to 52-47 ahead with 11:30 to play...3 Gators fouled out.
vs. Gonzaga	26-36	13-3	18-9	2-4	14-19	Robinson scored UF's first 9 points...Gonzaga's 10-0 run put the Bulldogs up 63-57 at the 6:51 mark.
vs. Miami						
at North Florida						
vs. Duke						
at Florida State						
vs. Charlotte						
Little Rock						
at Arkansas						
Ole Miss						
Tennessee						
at Alabama						
Georgia						
at South Carolina						
Vanderbilt						
at LSU						
at Oklahoma						
Missouri						
Kentucky						
at Georgia						
Texas A&M						
at Auburn						
at Mississippi State						
South Carolina						
at Kentucky						
Arkansas						
at Vanderbilt						
Total	176-166	117-75	95-72	36-24	159-106	
Average per game	29.3-27.7	19.5-12.5	15.8-12.0	6.0-4.0	26.5-17.7	

MATCHUP

SERIES HISTORY

- Florida holds a 45-24 all-time record vs. Miami, including 15-16 on the road in the series.
- The Gators are 0-1 vs. Miami under head coach Mike White, falling in Coral Gables last season.

LAST MEETING

- Florida fell at No. 17/20 Miami, 66-55, on Dec. 8, 2015, behind a monster effort from the Hurricanes' backcourt, as Sheldon McClellan scored 24 points and Angel Rodriguez added 17.
- By contrast, Florida got 37 of its 55 points from the starting front-court trio of John Egbunu (14), Dorian Finney-Smith (12) and Devin Robinson (11).
- The Gators were within one point, 25-24, with two minutes left in the first half, but Miami went on an 8-0 run to close out the half and never led by fewer than five points the rest of the game.
- Miami held a 21-3 scoring advantage from the 3-point line, shooting 7-for-17 (.412) from long range compared to Florida's 1-for-12 (.083).
- Florida also suffered a 42-31 rebounding deficit, as the Gators were limited to nine offensive rebounds.

ABOUT THE OPPONENT

- Miami dropped its AdvoCare Invitational semifinal vs. Iowa State after opening the season with four straight wins.
- Ja'Quan Newton leads the team with 17.6 points per game and 17 assists, while Davon Reed is UM's other double-digit scorer at 11.2 per game.
- Kamari Murphy averages a team-best 8.8 rebounds. DJ Vasiljevic is the top 3-point threat, shooting .440 (11-for-25) off the bench.

OPPONENT'S LAST 5 GAMES

Date	Opponent	Result	Score
Nov. 11	Western Carolina	W	92-43
Nov. 16	at North Florida	W	94-56
Nov. 19	Penn	W	74-62
Nov. 24	vs. Stanford	W	67-53
Nov. 25	vs. Iowa State	L	56-73

OPPONENT'S NEXT 5 GAMES

Date	Opponent
Nov. 30	Rutgers
Dec. 3	vs. Wofford
Dec. 6	South Carolina State
Dec. 16	Florida Atlantic
Dec. 22	George Washington

UF LAST 20 vs. MIAMI (15-5)

Date	UF	Miami	Score
Dec. 19, 1964	A	L	58-67
Jan. 21, 1965	H	W	86-69
Dec. 4, 1965	A	W	77-66
Jan. 12, 1966	H	W	111-76
Dec. 3, 1966	A	W	113-88
Feb. 8, 1967	H	W	73-57
Dec. 7, 1968	A	W	111-62
Dec. 17, 1985	A	W	81-64
Jan. 27, 1986	H	W	75-53
Feb. 21, 1987	H	W	99-60
Feb. 15, 1988	A	W	83-73
Dec. 19, 1988	H	W	101-81
Feb. 19, 1990	A	L	59-62
Dec. 30, 1990	H	W	62-60
Dec. 21, 2002	N	W/2OT	94-93
Dec. 4, 2004	H	L	65-72
Dec. 22, 2005	A	W	77-67
March 20, 2009	H	W	74-60
Nov. 17, 2014	H	L	67-69
Dec. 8, 2015	A	L	55-66

Category	UF	SEC Rank	Opponent
Scoring Offense	76.7	7	76.6
Scoring Defense	65.5	6	57.4
Scoring Margin	+11.2	4	+19.2
Field Goal Pct.	.416	14	.469
Field Goal Pct. Def.	.414	7	.358
3-Pt. FG Pct.	.289	14	.317
3-Pt. FG Pct. Def.	.350	11	.306
3-Pt. FG Made	5.8	10	5.2
3-Pt. FG Allowed	7.2	-	6.8
Free Throw Pct.	.772	3	.748
Free Throws Made	20.8	-	16.6
Rebounds	39.0	7	40.4
Opp. Rebounds	36.5	10	34.2
Offensive Rebounds	14.7	3	11.4
Defensive Rebounds	24.3	12	29.0
Rebounding Margin	+2.5	8	+6.2
Assists	10.7	14	10.4
Turnovers	11.5	-	13.2
Opp. Turnovers	17.0	-	15.8
Turnover Margin	+5.5	2	+2.6
Assist/TO Ratio	0.9	10	0.8
Steals	8.0	t4	8.8
Blocked Shots	6.5	t3	4.2

National rank in parentheses for SEC-leading stats.

NUMERICAL ROSTER

No.	Name	Pos.	Ht.	Wt.	Class	Origin
0	Kasey Hill	G	6-1	175	Sr.	3L Umatilla, Fla./Montverde Academy
1	Devin Robinson	F	6-8	200	Jr.	2L Chesterfield, Va./Christchurch School
2	Eric Hester	G	6-3	167	Fr.	HS Clearwater, Fla./Oldsmar Christian
3	Jalen Hudson	G	6-6	190	Jr.	TR Richmond, Va./Virginia Tech
5	KeVaughn Allen	G	6-2	183	So.	1L Little Rock, Ark./North Little Rock
11	Chris Chiozza	G	6-0	176	Jr.	2L Memphis, Tenn./White Station
12	Gorjok Gak	F/C	6-11	231	Fr.	HS Sydney, Australia/Victory Rock Prep
13	Kevarrius Hayes	F/C	6-9	218	So.	1L Live Oak, Fla./Suwanee
15	John Egbunu	C	6-11	255	Jr.-R	1L Bauchi, Nigeria/USF
21	Dontay Bassett	F	6-9	222	Fr.	HS Oakland, Calif./Oldsmar Christian
23	Justin Leon	F	6-8	206	Sr.	1L Conway, Ark./Shawnee (Ill.) CC
24	Canyon Barry	G	6-6	215	Gr.	TR Colorado Springs, Colo./College of Charleston
25	Keith Stone	F	6-8	240	Fr.-R	SQ Deerfield Beach, Fla./Zion Lutheran
32	Schuyler Rimmer	C	6-10	249	Sr.	1L Orlando, Fla./Stanford

ALPHABETICAL ROSTER

5	KeVaughn Allen	G	6-2	183	So.	1L Little Rock, Ark./North Little Rock
24	Canyon Barry	G	6-6	215	Gr.	TR Colorado Springs, Colo./College of Charleston
21	Dontay Bassett	F	6-9	222	Fr.	HS Oakland, Calif./Oldsmar Christian
11	Chris Chiozza	G	6-0	176	Jr.	2L Memphis, Tenn./White Station
15	John Egbunu	C	6-11	255	Jr.-R	1L Bauchi, Nigeria/USF
12	Gorjok Gak	F/C	6-11	231	Fr.	HS Sydney, Australia/Victory Rock Prep
13	Kevarrius Hayes	F/C	6-9	218	So.	1L Live Oak, Fla./Suwanee
2	Eric Hester	G	6-3	167	Fr.	HS Clearwater, Fla./Oldsmar Christian
0	Kasey Hill	G	6-1	175	Sr.	3L Umatilla, Fla./Montverde Academy
3	Jalen Hudson	G	6-6	190	Jr.	TR Richmond, Va./Virginia Tech
23	Justin Leon	F	6-8	206	Sr.	1L Conway, Ark./Shawnee (Ill.) CC
32	Schuyler Rimmer	C	6-10	249	Sr.	1L Orlando, Fla./Stanford
1	Devin Robinson	F	6-8	200	Jr.	2L Chesterfield, Va./Christchurch School
25	Keith Stone	F	6-8	240	Fr.-R	SQ Deerfield Beach, Fla./Zion Lutheran

Head Coach: Mike White (Ole Miss '00)

Assistant Coaches: Dusty May (Indiana '00), Jordan Mincy (Kent State '09), Darris Nichols (West Virginia '08)

Head Athletic Trainer: Dave Werner

Strength & Conditioning Coordinator: Preston Greene

Director of Basketball Operations: Kyle Church

Video Coordinator: Jonathan Blake

Academic Counselor: Tom Williams

Note: Coach White has no personal preference between Mike or Michael.

We use Mike in our materials simply for consistency's sake, and either form is perfectly acceptable in broadcast or print.

PRONUNCIATION GUIDE

KeVaughn Allen	KAY-vawn
Dontay Bassett	DAH-n-tay BASS-ett
Chris Chiozza	chee-OH-zah
John Egbunu	egg-BOO-noo
Gorjok Gak	GORE-zhahk GACK
Kevarrius Hayes	KEE-vahr-ee-us
Schuyler Rimmer	SKY-ler
Devin Robinson	DEV-in

CHARTING THE GATORS

ALL-TIME AT FLORIDA

Dunks			
1.	Dwayne Davis	1987-91	168
2.	Eugene McDowell	1981-85	162
3.	David Lee	2001-05	155
4.	Alex Tyus	2007-11	146
5.	Patric Young	2010-14	142
6.	Joakim Noah	2004-07	130
7.	Andrew DeClercq	1991-95	102
8.	Udonis Haslem	1998-2002	101
9.	Al Horford	2004-07	100
10.	John Egbunu	2015-present	85

Assists			
1.	Erving Walker	2008-12	547
2.	Ronnie Montgomery	1984-88	503
3.	Eddie Shannon	1995-99	493
4.	Nick Calathes	2007-09	452
5.	Vernon Delancy	1980-84	427
6.	Greg Williams	1993-97	423
7.	Scottie Wilbekin	2010-14	419
8.	Andrew Moten	1983-87	411
9.	Brett Nelson	1999-2003	406
10.	Taurean Green	2004-07	397
<i>Chasing the top 10...</i>			
	Kasey Hill	2013-present	393

Steals			
1.	Eddie Shannon	1995-99	204
2.	Brett Nelson	1999-2003	198
	Dan Cross	1991-95	198
4.	Dwayne Davis	1987-91	178
5.	Corey Brewer	2004-07	176
6.	Scottie Wilbekin	2010-14	167
7.	Andrew Moten	1983-87	165
8.	Justin Hamilton	1999-2003	164
9.	Kenyan Weaks	1996-2000	163
10.	Erving Walker	2008-12	159
<i>Chasing the top 10...</i>			
	Kasey Hill	2013-present	129

UF SINCE 1996-97

Games with 8+ Assists, 1 or Fewer Turnovers (career)			
1.	Eddie Shannon	1995-99	5
2.	Chris Chiozza	2014-present	4
3.	Kasey Hill	2013-present	3
	Nick Calathes	2007-09	3
5.	Taurean Green	2004-07	2
	Justin Hamilton	1999-2003	2

1,000-POINT CLUB WATCH

Player	Has	Needs
Canyon Barry*	978	22
Kasey Hill	778	222

*Includes 893 points scored at College of Charleston

NEUTRAL NOTES

- Mike White is 8-3 in neutral site games at UF, including 5-1 this season.
- The Gators will play their first 11 games this season away from Gainesville, including nine neutral sites and two road games.
- Kasey Hill's career-high 20 points came in a neutral game vs. North Carolina at the 2014 Battle 4 Atlantis. He also hit a career-best 10 free throws on in that game.
- Hill averaged 11.6 points in UF's five neutral-site games in 2015-16. John Egbunu (10.8) and KeVaughn Allen (10.6) both averaged double-figure scoring in those games, as well.

ODDS & ENDS

2016-17 INDIVIDUAL STAT LEADERS & SEC RANKINGS

Category	Player	Stat	Rank
Scoring	Barry	14.2	t17
Rebounds	Egbunu	8.5	3
FG Pct.	Robinson	.565	*
3-Pt. FG Pct.	Leon	.474	*
3-Pt. FG Made	Allen	1.7	^
FT Pct.	Allen	1.000	1
Assists	Hill	4.0	7
Steals	Allen/Chiozza	1.5	^
Blocked Shots	Egbunu	2.2	3
A/T/O Ratio	Chiozza	2.4	*
Minutes	Allen	29.0	20

*not qualified for rankings; ^outside SEC rankings

GATORS' LAST GAME

- Florida lost its first game of the season, falling 77-72 to 11th-ranked Gonzaga in the semifinals of the AdvoCare Invitational.
- The Gators built an 11-point lead in the first half by turning the Zags over 11 times in the first half, but could not overcome a cold 2-for-19 performance from 3-point range.
- Devin Robinson led the way for UF with a career-best 18 points, including Florida's first nine points of the game.
- KeVaughn Allen scored 15, but needed 17 shots as he went 7-for-17 from the field and 1-for-7 from 3.
- Josh Perkins led the way for Gonzaga with 18 points on 6-for-9 shooting, including 2-for-4 from beyond the arc. Johnathan Williams had an effective night in the post, scoring 16 on 8-for-9 shooting.
- The loss marked UF's first under Mike White in which the team held a double-digit lead.

GATORS' EXPERIENCE

- The Gators' opening day roster has more career Division I starts' worth of experience than any in recent memory (*does not include redshirting transfers*). UF's 2006-07 team returned 267 starts.
- The team's 521 games played entering the season is the most since the 595 games played on the 2013-14 opening day roster and the 2006-07 team's 575.

Season	Games	Starts
2016-17	521	295
2015-16	421	166
2014-15	502	136
2013-14	595	202
2012-13	573	246
2011-12	446	211
2010-11	509	223
2009-10	486	145
2008-09	343	118
2007-08	181	11
2006-07	575	267
2005-06	343	97
2004-05	369	196
2003-04	300	80

2016-17 INDIVIDUAL HONORS

KeVaughn Allen

Preseason All-SEC (2nd team media & coaches)

John Egbunu

Preseason All-SEC (2nd team coaches)

STANDINGS & RESULTS

2016-17 SEC STANDINGS

	SEC		Overall	
Kentucky	0-0	-	6-0	1.000
South Carolina	0-0	-	6-0	1.000
FLORIDA	0-0	-	5-1	.833
Ole Miss	0-0	-	5-1	.833
Auburn	0-0	-	4-1	.800
Texas A&M	0-0	-	4-1	.800
Arkansas	0-0	-	3-1	.750
Georgia	0-0	-	4-2	.667
LSU	0-0	-	4-2	.667
Alabama	0-0	-	3-2	.600
Mississippi State	0-0	-	3-2	.600
Missouri	0-0	-	3-2	.600
Vanderbilt	0-0	-	3-3	.500
Tennessee	0-0	-	2-3	.400

AP TOP 25

- *Kentucky (42)
- Villanova (21)
- Indiana (2)
- North Carolina
- Kansas
- *Duke
- Virginia
- Arizona
- Xavier
- Louisville
- *Gonzaga
- Creighton
- Oregon
- UCLA
- Saint Mary's
- Wisconsin
- Purdue
- Syracuse
- West Virginia
- Baylor
- ^Iowa State
- Texas
- Rhode Island
- Michigan State
- Michigan/Florida State

COACHES TOP 25

- *Kentucky (20)
- Villanova (4)
- *Duke (5)
- North Carolina
- Indiana (2)
- t-Virginia
- t-Kansas
- Xavier
- Arizona
- Louisville
- *Gonzaga
- Oregon
- UCLA
- Wisconsin
- Syracuse
- West Virginia
- Creighton
- Purdue
- Michigan State
- Texas
- ^Iowa State
- Maryland
- Michigan
- Rhode Island

*2016-17 Florida Opponent; ^Possible Opponent

FLORIDA IN THE POLLS & RATINGS

Date	AP	Coaches	RPI	KenPom	Sagarin	KPI	BPI
Preseason	RV	RV	*	17	*	*	*
Nov. 14	RV	RV	*	13	14	*	*
Nov. 21	RV	RV	*	14	17	*	*

*Initial rankings not yet released.

SIGNEES

- **DeAundrea Ballard:** Guard, Southwest Atlanta Christian Academy, Atlanta, Ga.; The 6-foot-6 Ballard is rated a four-star prospect by ESPN and 247Sports and is a member of the ESPN 100 (65th).
- **Chase Johnson:** Forward, Huntington Prep, Ripley, W.V.; The 6-foot-8 Johnson rates a four-star recruit via ESPN and three-star prospect by 247Sports.

HEAD COACH MIKE WHITE

YEAR-BY-YEAR COACHING RECORD

Year	School	Overall	League	Postseason
2011-12	Louisiana Tech	18-16 .529	6-8 .429	
2012-13	Louisiana Tech	27-7 .794	16-2 .889	NIT 2nd Round (1-1)
2013-14	Louisiana Tech	29-8 .784	13-3 .813	NIT Quarterfinals (2-1)
2014-15	Louisiana Tech	27-9 .750	15-3 .833	NIT Quarterfinals (2-1)
2015-16	Florida	21-15 .583	9-9 .500	NIT Quarterfinals (2-1)
2016-17	Florida	5-2 .833	0-0 -	
Overall	5th Year	127-56 .694	59-25 .702	4 postseasons (7-4)
At UF	1st Year	26-16 .619	9-9 .500	1 postseason (2-1)

WHITE'S WIN-LOSS BREAKDOWN

	2016-17	Florida	Overall
Overall	5-1	26-16	127-56
vs. Conference	0-0	9-9	59-25
vs. Conference Home	0-0	6-3	35-7
vs. Conference Away	0-0	3-6	24-18
vs. Non-Conference (Reg. Season)	5-1	14-5	55-22
vs. Non-Conference Home	0-0	6-1	31-2
vs. Non-Conference Away	0-0	1-2	11-16
vs. Non-Conference Neutral	5-1	7-2	13-4
Postseason Play	0-0	3-2	13-9
Conference Tournament	0-0	1-1	6-5
NCAA Tournament	0-0	0-0	0-0
NIT	0-0	2-1	7-4
vs. AP Top 25	0-1	1-8	1-9
vs. AP Top 15	0-1	1-3	1-4
vs. AP Top 10	0-0	1-1	1-2
vs. AP Top 5	0-0	0-1	0-1
vs. AP No. 1	0-0	0-1	0-1
Overtime	0-0	0-1	3-4
November	5-1	10-2	29-9
December	0-0	3-3	23-13
January	0-0	6-3	30-10
February	0-0	3-5	26-11
March	0-0	4-3	19-13
April	0-0	0-0	0-0
Sunday	1-0	2-1	8-4
Monday	1-0	2-0	9-2
Tuesday	0-0	6-6	14-8
Wednesday	0-0	2-2	11-8
Thursday	2-0	3-0	32-9
Friday	1-1	3-2	10-5
Saturday	0-0	8-5	43-20
Scoring 49 or fewer	0-0	0-0	0-1
Scoring 50-59	0-0	2-4	10-12
Scoring 60-69	0-0	2-5	19-24
Scoring 70-79	3-1	10-6	48-14
Scoring 80-89	2-0	9-0	33-4
Scoring 90-99	0-0	2-1	11-1
Scoring 100+	0-0	1-0	6-0
Allowing 49 or fewer	0-0	1-0	16-0
Allowing 50-59	2-0	6-1	31-1
Allowing 60-69	2-0	11-3	43-9
Allowing 70-79	1-1	7-5	31-26
Allowing 80-89	0-0	1-6	4-17
Allowing 90-99	0-0	0-1	2-3
Allowing 100+	0-0	0-0	0-0

The University of Florida hired Mike White as head men's basketball coach, on Thursday, May 7, 2015.



In his first season at the helm, White guided Florida to a 21-15 record, one of three active SEC coaches to post a 20-win season in their first year on the job. It also matched a Florida record for most wins by a first-year head coach.

Under White, the Gators returned to the postseason, advancing to the quarterfinals of the NIT before falling to eventual tournament winner George Washington.

The Gators enter the second year under White's leadership with a unique challenge in front of them, playing the first 11 games of the season away from home as the renovation of Exactech Arena at the Stephen C. O'Connell Center finishes. Florida has a total of just 10 home games this season and is scheduled to re-open the building following the \$64.5 million project on Dec. 21.

White, the 2014-15 Conference USA Coach of the Year, came to the Gators after leading Louisiana Tech to a 101-40 record (.716) over past four seasons, including three straight conference championships. Born in Dunedin, Fla., White brought a wealth of SEC experience to the Gators, as a four-year starter at Ole Miss and later an assistant coach for seven seasons under two different head coaches on the Rebels' bench.

QUOTABLE WHITE

On Justin Leon (10/19, SEC Media Day):

"Justin Leon plays as hard as anyone I've ever coached. He's our hardest playing guy, he leads by example, not overly vocal [but gives] effort on a daily basis. You know exactly what you're getting from him daily."

On the team's strengths this season (10/6, UF Media Day):

"I think this team has good experience. We've got really good depth. In my opinion, we've got really good length. And those would be three of the biggest strengths that stick out with this team, so I think we can be really good defensively and that will be the challenge to this team just like it was last year. Just like it was last year, but I think we can be better this year defensively."

On the team's experience and using it properly (10/19, SEC Media Day):

"When you have the number of upperclassmen that this team has, we bring back a lot of these older guys and then you bring in a guy like Canyon Barry, and not that we have three or four first-team all-American caliber guys, we have five or six that on certain nights may have an argument to start or be the second-leading scorer on that night and I think it's easier for agendas to creep in when you're a junior or senior as compare to our freshman and sophomores, because these guys, the rest of their life is right in front of them. Like Kasey Hill, he's seven months from the next chapter in his life and these guys need to be thinking about the right things, like what they can do for each other and what they can do for Florida as a team, that's our message on a daily basis; if we win, we all win."

THE LAST TIME...

INDIVIDUAL PERFORMANCES

20 Points: 21, KeVaughn Allen & 20, Canyon Barry, vs. Seton Hall (neutral at Orlando), 11/24/16

25 Points: 27, John Egbunu, vs. Kentucky, 3/1/16

30 Points: 32, KeVaughn Allen, vs. Florida State, 12/29/15

35 Points: 37, Michael Frazier II, at South Carolina, 3/4/14

40 Points: 40, Eugene McDowell, vs. Biscayne, 12/21/82

50 Points: 54, Tony Miller, vs. Chicago State, 2/29/72

10 Rebounds: 10, John Egbunu, vs. Seton Hall (neutral at Orlando), 11/24/16

12 Rebounds: 12, Dorian Finney-Smith, at Ohio State, 3/20/16

15 Rebounds: 15, Dorian Finney-Smith, at Arkansas, 1/11/14

20 Rebounds: 20, Andrew DeClercq, vs. Kentucky, 1/18/94

25 Rebounds: 25, Neal Walk, vs. Georgia, 3/1/69

30 Rebounds: 31, Neal Walk, vs. Alabama, 1/27/68

10 Assists: 10, Kasey Hill, at Texas A&M, 2/14/15

12 Assists: 13, Nick Calathes, at Georgia, 2/14/09

15 Assists: 17, Jason Williams, vs. Duquesne, 12/3/97

Made 8 Field Goals: 8-for-15, KeVaughn Allen, at George Washington, 3/23/16

Made 10 Field Goals: 12-for-15, John Egbunu, vs. Kentucky, 3/1/16

Made 12 Field Goals: 12-for-15, John Egbunu, vs. Kentucky, 3/1/16

Attempted 15 Field Goals: 7-for-17, KeVaughn Allen, vs. Gonzaga (neutral at Orlando), 11/25/16

Attempted 20 Field Goals: 12-for-21, Michael Frazier II, at South Carolina, 3/4/14

Attempted 25 Field Goals: 9-for-26, Anthony Roberson, vs. Tennessee, 1/19/05

Made 5 3-Pointers: 5-for-7, Dorian Finney-Smith, vs. West Virginia, 1/30/16

Made 6 3-Pointers: 6-for-7, KeVaughn Allen, at Ole Miss, 1/16/16

Made 7+ 3-Pointers: 11-for-18, Michael Frazier II, at South Carolina, 3/4/14

Attempted 10 3-Pointers: 4-for-10, Eli Carter, at Texas A&M, 2/14/15

Attempted 12 3-Pointers: 11-for-18, Michael Frazier II, at South Carolina, 3/4/14

Attempted 15 3-Pointers: 11-for-18, Michael Frazier II, at South Carolina, 3/4/14

Made 10 Free Throws: 10-for-12, Kasey Hill, vs. North Carolina (neutral at Bahamas), 11/28/14

Made 12 Free Throws: 13-for-16, Scottie Wilbekin, vs. Missouri, 2/4/14

Made 15 Free Throws: 19-for-22, Joakim Noah, vs. Georgia, 3/1/06

Attempted 10 Free Throws: 3-for-11, John Egbunu, 3/1/16

Attempted 15 Free Throws: 8-for-16, Kasey Hill, vs. Georgia, 1/2/16

Attempted 20 Free Throws: 19-for-22, Joakim Noah, vs. Georgia, 3/1/06

4 Blocks: 4, John Egbunu, vs. Gonzaga (neutral at Orlando), 11/25/16

5 Blocks: 5, Kevarrius Hayes, vs. FGCU (neutral at Jacksonville), 11/11/16

6 Blocks: 6, Patric Young, vs. Savannah St., 11/20/12

7 Blocks: 7, Al Horford, vs. Ole Miss, 2/16/05

5 Steals: 5, Kasey Hill, at North Florida, 3/15/16

6 Steals: 6, Michael Frazier II, at Vanderbilt, 2/3/15

7 Steals: 7, Dan Werner, vs. Georgia, 2/9/08

Double-Double: Dorian Finney-Smith, at Ohio State, 3/20/16, 16 points/12 rebounds

Double-Double with Points/Assists: Scottie Wilbekin, vs. Missouri, 1/19/13, 13 points/10 assists

Triple-Double: Nick Calathes, vs. Georgia, 1/28/09, 20 points/13 rebounds/10 assists

2 Straight Double-Doubles: John Egbunu, vs. Ole Miss, 2/9/16, 14 points/10 rebounds; vs. Alabama, 2/13/16, 10 points/11 rebounds

3 Straight Double-Doubles: Dorian Finney-Smith, at Texas A&M, 1/12/16, 17 points/12 rebounds; at Ole Miss, 1/16/16, 17 points/10 rebounds; vs. Mississippi State, 1/19/16, 20 points/13 rebounds

4 Straight Double-Doubles: David Lee, vs. Vanderbilt, 2/23/05, 13 points/14 rebounds; at South Carolina, 2/27/05, 13 points/14 rebounds; at Georgia, 3/2/05, 17 points/13 rebounds; vs. Kentucky, 3/6/05, 11 points/10 rebounds

20 Points & 10 assists: Erving Walker, vs. Georgia, 1/27/10, 21 points/10 assists

20 Points & 10 Rebounds: Dorian Finney-Smith, vs. Mississippi State, 1/19/16, 20 points/13 rebounds

20 Points & 15 Rebounds: Dorian Finney-Smith, at Arkansas, 1/11/14, 22 points/15 rebounds

25 Points & 10 Rebounds: Erik Murphy, vs. LSU (SEC Tournament), 3/15/13, 27 points/12 rebounds

25 Points & 15 Rebounds: Greg Stolt, vs. USF, 12/10/96, 33 points/15 rebounds

30 Points & 10 Rebounds: Joakim Noah, vs. Georgia, 3/1/06, 37 points/11 rebounds

30 Points & 15 Rebounds: Greg Stolt, vs. USF, 12/10/96, 33 points/15 rebounds

TEAM PERFORMANCES

85 Points: 97, at North Florida, 3/15/16

90 Points: 97, at North Florida, 3/15/16

95 Points: 97, at North Florida, 3/15/16

100 Points: 104, vs. North Carolina A&T, 11/16/15

105 Points: 107, vs. Jacksonville, 11/25/11

110 Points: 112, NCAA Tournament vs. Jackson State, 3/16/07

120 Points: 125, vs. FAMU, 12/10/00

130 Points: 131, vs. New Hampshire, 11/29/99

50 Rebounds: 54, vs. Alabama, 2/13/16

55 Rebounds: 57, vs. Richmond, 12/1/15

60 Rebounds: 62, NCAA Tournament vs. Jackson State, 3/16/07

20 Offensive Rebounds: 20, vs. Mercer (neutral at Jacksonville), 11/13/16

25 Offensive Rebounds: 27, vs. Bethune-Cookman, 12/11/99

Made 35 Field Goals: 35-for-68, at North Florida, 3/15/16

Made 40 Field Goals: 42-for-73, vs. North Carolina A&T, 11/18/10

Made 45 Field Goals: 46-for-81, vs. New Hampshire, 11/29/99

Attempted 65 Field Goals: 24-for-65, vs. Gonzaga (neutral at Orlando), 11/25/16

Attempted 70 Field Goals: 23-for-70, at Vanderbilt, 1/26/16

Attempted 75 Field Goals: 39-for-76, vs. Jackson State, 11/11/11

Attempted 80 Field Goals: 39-for-83, vs. FAU, 11/27/00

Made 10 3-Pointers: 16-for-32, at North Florida, 3/15/16

Made 12 3-Pointers: 16-for-32, at North Florida, 3/15/16

Made 15 3-Pointers: 16-for-32, at North Florida, 3/15/16

Made 18 3-Pointers: 18-for-35, vs. Robert Morris, 12/30/96

Attempted 25 3-Pointers: 8-for-25, vs. Mercer (neutral at Jacksonville), 11/13/16

Attempted 30 3-Pointers: 16-for-32, at North Florida, 3/15/16

Attempted 35 3-Pointers: 14-for-35, vs. Stetson, 11/28/11

Made 25 Free Throws: 25-for-33, at Missouri, 3/5/16

Made 30 Free Throws: 30-for-36, vs. Arkansas, 2/3/16

Made 35 Free Throws: 35-for-39, vs. Vanderbilt, 2/7/04

Made 40 Free Throws: 40-for-50, vs. Morehead State, 12/22/98

Attempted 35 Free Throws: 16-for-37, vs. Kentucky, 3/1/16

Attempted 40 Free Throws: 24-for-41, vs. Georgia, 1/2/16

Attempted 45 Free Throws: 33-for-45, vs. Florida State, 11/25/05

Attempted 50 Free Throws: 40-for-50, vs. Morehead State, 12/22/98

20 Assists: 23, at North Florida, 3/15/16

25 Assists: 25, at Auburn, 2/16/13

30 Assists: 32, vs. Northeastern, 12/22/03

10 Steals: 11, vs. Belmont (neutral at Tampa), 11/21/16

15 Steals: 17, vs. Wake Forest (neutral at Sunrise), 12/20/14

20 Steals: 22, vs. VMI, 12/28/99

25 Steals: 25, vs. Morehead State, 12/22/98

Forced 20 Turnovers: 21, vs. Belmont (neutral at Tampa), 11/21/16

Forced 25 Turnovers: 25, vs. Toledo, 11/14/08

Forced 30 Turnovers: 30, vs. Georgia, 2/5/00

Forced 35 Turnovers: 35, vs. Florida A&M, 12/4/99

8-9 Blocks: 9, vs. FGCU (neutral at Jacksonville), 11/11/16

10 Blocks: 10, at Georgia, 1/6/16

11 Blocks: 11, vs. FGCU, 11/27/15

12 Blocks: 12, vs. FAMU, 12/17/06

Had 5/6 Players with 10 Points: 6 players, at North Florida, 3/15/16; Dorian Finney-Smith (15), Kasey Hill (14), KeVaughn Allen (13), John Egbunu (13), Chris Chiozza (11), Devin Robinson (10)

Had 7/8 Players with 10 Points: 8 players, vs. North Carolina A&T, 11/18/10; Kenny Boynton (16), Chandler Parsons (16), Casey Prather (12), Erik Murphy (11), Erving Walker (11), Scottie Wilbekin (11), Patric Young (11), Vernon Macklin (10)

Had 2 Players with 20 Points: vs. Seton Hall (neutral at Orlando), 11/24/16; KeVaughn Allen (21), Canyon Barry (20)

Had 3 Players with 20 Points: at Arkansas, 2/18/12; Erving Walker (31), Kenny Boynton (25), Bradley Beal (21)

Had 2 Players with 25 Points: at Arkansas, 2/18/12; Erving Walker (31), Kenny Boynton (25)

Had 2 Players with 30 Points: vs. Georgia, 3/3/62; Cliff Luyk (36), Tom Barbee (32)

Had 6/7 Players Make a 3-Pointer: 7, at North Florida, 3/15/16

Had 8 Players Make a 3-Pointer: 8, vs. North Carolina A&T, 11/16/15

Had 9 Players Make a 3-Pointer: 9, vs. Chattanooga, 11/18/06 (*tied for NCAA record*)

Had 2 Players with 10 Rebounds: vs. Alabama, 2/13/16; Devin Robinson (12), John Egbunu (11)

Had 3 Players with 10 Rebounds: vs. Richmond, 12/1/15; John Egbunu (14), Dorian Finney-Smith (13), Devin Robinson (13)

Had 2 Players with a Double-Double: vs. Richmond, 12/1/15; John Egbunu (17 points, 14 rebounds), Devin Robinson (12 points, 13 rebounds)

Had 3 Players with a Double-Double: vs. Jacksonville, 12/18/05; Corey Brewer (15 points, 13 assists & 10 rebounds), Joakim Noah (21 points, 10 rebounds), Al Horford (20 points, 11 rebounds)

Had 2+ Players Foul Out: 3, vs. Seton Hall (neutral at Orlando), 11/24/16; Chris Chiozza, Kasey Hill, Devin Robinson

Overcame a 10-Point Deficit: 1/19/15, vs. Mississippi State; Trailed 56-45 at 16:06 in 2nd half & won 81-78


Lost a 10-Point Lead: 11/26/16, vs. Gonzaga (neutral at Orlando); Led 29-18 at 4:22 in 1st half, lost 77-72

Made a Game-Winner: 2/18/15, vs. Vanderbilt, Devin Robinson dunk with 2.1 seconds left to put UF ahead, 48-47 (Chiozza FIU sealed 50-47 win)

Made a Buzzer-Beater: 1/23/10, vs. South Carolina, Chandler Parsons 3-Pointer at the buzzer to win, 56-55

Lost on a Game-Winner: 12/29/15, vs. Florida State, Dwayne Bacon jumper with :04 left to defeat UF, 73-71

2016-17 FLORIDA GATORS



#0 KASEY HILL
G | Sr. | 6-1 | 175 | Umatilla, Fla.



#1 DEVIN ROBINSON
F | Jr. | 6-8 | 200 | Chesterfield, Va.



#2 ERIC HESTER
G | Fr. | 6-3 | 167 | Clearwater, Fla.



#3 JALEN HUDSON
G | Jr. | 6-6 | 190 | Richmond, Va.



#5 KEVAUGHN ALLEN
G | So. | 6-2 | 183 | Little Rock, Ark.




#11 CHRIS CHIOZZA
G | Jr. | 6-0 | 176 | Memphis, Tenn.



#12 GORJOK GAK
F/C | Fr. | 6-11 | 231 | Sydney, Australia



#13 KEVARRIUS HAYES
F/C | So. | 6-9 | 218 | Live Oak, Fla.



#15 JOHN EGBUNU
C | Jr. | 6-11 | 255 | Bauchi, Nigeria



#21 DONTAY BASSETT
F | Fr. | 6-9 | 222 | Oakland, Calif.



#23 JUSTIN LEON
F | Sr. | 6-8 | 206 | Conway, Ark.



#24 CANYON BARRY
G | Gr. | 6-6 | 215 | Colorado Springs, Colo.



#25 KEITH STONE
F | Fr. | 6-8 | 240 | Deerfield Beach, Fla.



#32 SCHUYLER RIMMER
C | Sr. | 6-10 | 249 | Orlando, Fla.



MIKE WHITE
Head Coach



DUSTY MAY
Assistant Coach



JORDAN MINCY
Assistant Coach



DARRIS NICHOLS
Assistant Coach

MEDIA INFORMATION

The University of Florida appreciates the media coverage from all local, regional and national outlets. The Communications Office believes in developing mutually beneficial relationships with the media and we emphasize a positive and professional working environment with all entities. The ultimate goal of the Communications Office is to provide accurate and timely information about our athletic teams and to ensure that we assist the media to the best of our abilities while they cover our program.

GAME COVERAGE

CREDENTIALS: Requests for credentials will be taken online and reviewed by Denver Parler. To access the credential request form, please visit www.sportssystem.com/florida. Once you have submitted your credential request, you will receive an automated email from the Communications Department acknowledging your request was received and is being reviewed. Once a decision on your request is made, you will receive an email with further information. Requests must be made by the day prior to a game (noon for afternoon games or 4:30 p.m. for evening games).

CREDENTIAL PICK-UP: Credentials will be mailed up until 10 days prior to the event or held at the Press Will Call window at Gate One of the O'Connell Center, which opens for pick-up 90 minutes prior to each game. Credentials can be overnighted at the expense of the media organization within 10 days of the event (by request).

PARKING: A limited number of parking spaces exist and can be requested online with your credential application. Please note that if you request to pick up your credentials at Press Will Call, we will be unable to provide a parking pass as you will have to park before visiting Press Will Call. Free parking is available in the deck next to the O'Connell Center and is generally still available 75-90 minutes before the game.

MEDIA ROOM/INTERVIEW AREA: Located between Gates 1 & 4 in the Martial Arts room near the loading dock, the media room includes work space, necessary electrical outlets, a television and wireless internet. A pre-game meal, snacks and soft drinks are also available in the media room. The pre-game meal begins 1:15 before tip. Post-game coach and player press conferences are also conducted in this area.

FLORIDA LOCKER ROOM: The Gator locker room is closed to the media with the exception of the SEC and NCAA Tournaments. Coach White and selected players will be available to the media following games in the media room/interview area. At Florida home games, players are available first while Coach White will follow with a post-game press conference in the Martial Arts/Media Room. If the visiting team chooses to utilize the media room, they will do so either directly before or after Florida players. Coach White will typically go last.

VISITOR LOCKER ROOM: Interview policies and procedures will be determined by visiting Sports Information Directors and coaches. Those procedures will be announced on game days.

GENERAL GAME DAY MEDIA SERVICES: Game program/scorecard, game notes, play-by-play, complete halftime and final statistics, coaches' & player quote sheets and post-game notes are all regular services on game days.

SEATING: Press seating is assigned, and all media members are asked to utilize their assigned seat. A limited number of front-row courtside press seats are available and will be provided to national publications, major daily newspapers and/or those who cover Florida basketball regularly. Additional seating will be at the front row table in the baseline bleachers near Gate 2 and in the second row courtside behind the press table. Photographers are restricted to two baseline locations closest to the team benches.

TENTATIVE MEDIA SCHEDULE: NOV. 21-27

Monday	Tuesday	Wednesday	Thursday	Friday	Saturday	Sunday
7 p.m. Game vs. Belmont (Tampa)	No Availability	4:55 p.m. Coach White/ Player(s) at HP Field House (Orlando)	8:30 p.m. Game vs. Seton Hall (Orlando)	Time TBA Game vs. Gonzaga (Orlando)	No Availability	Time TBD Game vs. Iowa State or Miami (Orlando)

2016-17 QUICK FACTS

University Facts

Location: Gainesville, Fla.
 Founded: 1853
 Enrollment: 53,744
 Conference: Southeastern (SEC)
 Nickname: Gators
 UF President: Dr. W. Kent Fuchs
 Athletic Director: Jeremy Foley; Scott Stricklin (incoming, Nov. 1)
 Mascots: Albert and Alberta
 Colors: Orange (PMS 172) and Blue (PMS 287)
 Website: FloridaGators.com
 Facebook: facebook.com/GatorsMBK
 Twitter: @GatorsMBK, @MikeWhiteUF
 Instagram: @gatorsmbk

Coaching Staff Facts

Head Coach: Mike White (Ole Miss '00)
 UF Record: 2nd season/26-16
 Overall Record: 6th season/127-56
 Assistant Coaches: Dusty May (Indiana '00), Jordan Mincy (Kent State '09), Darris Nichols (West Virginia '08)
 Athletic Trainer: David "Duke" Werner
 Strength & Conditioning Coordinator: Preston Greene
 Director of Basketball Operations: Kyle Church
 Video Coordinator: Jonathan Blake
 Office Manager: Tracy Pfaff
 Staff Assistant: Mike Robuck
 Academic Counselor: Tom Williams

Program Facts

Arena: Exactech Arena at the Stephen C. O'Connell Center (10,133)
 Season: 98th
 Overall Record: 1,372-1,077
 SEC Record: 607-632
 NCAA Tournaments: 17 (1989, '94, '95, '99, 2000, '01, '02, '03, '04, '05, '06, '07, '10, '11, '12, '13, '14)
 Final Fours: 5 (1994, 2000, '06, '07, '14)
 National Championships: 2 (2006, '07)
 NIT Appearances: 10 (1969, '84, '85, '86, '92, '93, '98, 2008, '09, '16)
 SEC Tournament Championships: 4 (2005, '06, '07, '14)
 SEC Championships: 7 (1989, 2000, '01, '07, '11, '13, '14)
 All-Americans: 25
 All-SEC: 106
 SEC Academic Honor Roll: 113
 NBA Draftees: 35
 2015-16 Record: 21-15
 2014-15 Conference Record: 9-9 (t-8th)
 Lettermen Returning/Lost: 8/7
 Starters Returning/Lost: 4/1

Communications Contact

Denver Parler
 Email: denverp@gators.ufl.edu
 Office: 352-375-4683 ext. 6135
 Cell: 352-318-3493
 Main Comm. Office Phone: 352-375-4683, ext. 6100
 Fax: 352-375-4809

#5 KEVAUGHN ALLEN

SOPHOMORE | G | 6-2 | 183 | LITTLE ROCK, ARK. | NORTH LITTLE ROCK

Overview

- An explosive athlete with the ability to score in bunches from beyond the arc, as well.
- Named 2016 SEC All-Freshman, ranking second on the Gators in scoring both for the season (11.6) and in SEC action (12.3)
- Named SEC Freshman of the Week on Feb. 1 after his 19-point performance in helping Florida knock off ninth-ranked West Virginia.
- Exploded for a career-high 32 points in the loss to Florida State, marking the fifth-most points in a game by a Florida freshman all-time and the most since Matt Walsh had 33 vs. Miami (12/21/02).

2016-17 Highlights

- Named preseason second-team All-SEC in the media and coaches polls.
- Projects as the starting 2-guard for the second straight season and figures to be one of the Gators' primary offensive weapons.
- Broke out with a 21-point game vs. Seton Hall in the AdvoCare Invitational opener.
- Set a career-best and led the team with five assists in the win vs. Mercer.



Season	gp-gs	min/avg	Total		3-Point		F-Throws		Rebounds				Scoring							
			fg-fga	pct	fg-fga	pct	ft-fga	pct	off	def	tot	avg	pf	fo	ast	to	blk	stl	pts	avg
2015-16	36-34	978/27.2	134-336	.399	51-162	.315	99-117	.846	18	79	97	2.7	56	0	57	35	5	41	418	11.6
2016-17	6-6	174/29.0	30-74	.405	10-34	.294	15-15	1.000	3	13	16	2.7	9	0	9	13	4	9	85	14.2
TOTAL	42-40	1152/27.4	164-410	.400	61-196	.311	114-132	.864	21	92	113	2.7	65	0	66	48	9	50	503	12.0

Opponent	Date	gs	min	Total		3-Pointers		Free throws		Rebounds				pf	a	t/o	blk	stl	pts	avg	
				fg-fga	pct	3fg-fga	pct	ft-fga	pct	off	def	tot	avg								
vs FGCU	11/11/16	*	29	2-8	.250	0-3	.000	2-2	1.000	1	1	2	2.0	1	2	1	0	2	6	6.0	
vs Mercer	11/13/16	*	26	3-12	.250	2-8	.250	5-5	1.000	1	2	3	2.5	1	5	4	2	2	13	9.5	
vs St. Bonaventure	11/17/16	*	31	7-14	.500	2-3	.667	0-0	.000	0	3	3	2.7	2	1	2	1	2	16	11.7	
vs Belmont	11/21/16	*	26	4-9	.444	2-5	.400	4-4	1.000	0	1	1	2.3	0	0	2	0	2	14	12.3	
vs Seton Hall	11/24/16	*	35	7-14	.500	3-8	.375	4-4	1.000	0	6	6	3.0	1	1	2	1	1	21	14.0	
vs Gonzaga	11/25/16	*	27	7-17	.412	1-7	.143	0-0	.000	1	0	1	2.7	4	0	2	0	0	15	14.2	
Totals			6	174	30-74	.405	10-34	.294	15-15	1.000	3	13	16	2.7	9	9	13	4	9	85	14.2

Games played: 6
 Minutes/game: 29.0
 Points/game: 14.2
 FG Pct: 40.5
 3FG Pct: 29.4
 FT Pct: 100.0

Rebounds/game: 2.7
 Assists/game: 1.5
 Turnovers/game: 2.2
 Assist/turnover ratio: 0.7
 Steals/game: 1.5
 Blocks/game: 0.7

Allen Game Highs

Points	
2016-17	21, vs. Seton Hall (11/24/16)
Career	32, vs. Florida State (12/29/15)
Rebounds	
2016-17	6, vs. Seton Hall (11/24/16)
Career	6, 2x, last vs. Seton Hall (11/24/16)
Field Goals	
2016-17	7, 3x, last vs. Gonzaga (11/25/16)
Career	10, vs. Florida State (12/29/15)
Field Goal Attempts	
2016-17	17, vs. Gonzaga (11/25/16)
Career	18, vs. Florida State (12/29/15)
3-Point Field Goals	
2016-17	3, vs. Seton Hall (11/24/16)
Career	6, at Ole Miss (1/16/16)
3-Point FG Attempts	
2016-17	8, 2x, last vs. Seton Hall (11/24/16)
Career	9, at Georgia (2/16/16)
Free Throws	
2016-17	5, vs. Mercer (11/13/16)
Career	9, 2x, last vs. West Va. (1/30/16)
Free Throw Attempts	
2016-17	5, vs. Mercer (11/13/16)
Career	9, 2x, last vs. West Va. (1/30/16)
Assists	
2016-17/Career	5, vs. Mercer (11/13/16)
Steals	
2016-17	2, 4x, last vs. Belmont (11/21/16)
Career	2, 16x, last vs. St. Bona. (11/17/16)
Blocked Shots	
2016-17/Career	2, vs. Mercer (11/13/16)
Minutes Played	
2016-17	35, vs. Seton Hall (11/24/16)
Career	35, 4x, last vs. SHU (11/24/16)

#24 CANYON BARRY

GRADUATE | G | 6-6 | 215 | COLORADO SPRINGS, COLO. | COLL. OF CHARLESTON

Overview

- Averaged 12.8 points in 70 appearances with College of Charleston
- Enrolled in graduate studies in nuclear engineering at UF
- Two-time Academic All-American, earning first-team honors in 2016 and second-team recognition in 2015.
- 2015 CAA Winter Sports Scholar-Athlete Award (Men's Basketball)
- Three-Time CAA All-Academic Team (2014, 2015 and 2016)
- Three-Time CAA Player of the Week selection
- 2014 CAA All-Rookie Team
- CAA Co-Rookie of the Week selection (Nov. 18, 2013)

2016-17 Highlights

- Gives Florida an additional 3-point threat, but also has the athleticism to drive to the rim.
- His 20 points vs. Seton Hall marked the first 20-point game by a Gator off the bench since Dorian Finney-Smith (vs. Tennessee, 2/28/15).
- Scored 17 off the bench to spark Florida's offense in the win vs. Belmont, contributing eight points during a 16-0 second-half Gator run.
- Surpassed 900 career points in his Florida debut, chipping in 13 points off the bench.



Season	gp-gs	min/avg	Total		3-Point		F-Throws		Rebounds				Scoring							
			fg-fga	pct	fg-fga	pct	ft-fa	pct	off	def	tot	avg	pf	fo	ast	to	blk	stl	pts	avg
2013-14*	24-12	573/23.9	71-210	.338	26-85	.306	56-76	.737	16	42	58	2.4	44	0	33	52	6	11	224	9.3
2014-15*	33-33	1147/34.8	146-385	.379	64-174	.368	57-79	.722	28	139	167	5.1	62	2	53	66	16	38	413	12.5
2015-16*	13-13	415/31.9	84-209	.402	28-84	.333	60-71	.845	6	38	44	3.4	20	0	17	31	7	10	256	19.7
2016-17	6-0	147/24.5	26-57	.456	7-25	.280	26-31	.839	10	18	28	4.7	3	0	4	6	1	5	85	14.2
TOTAL	6-0	147/24.5	26-57	.456	7-25	.280	26-31	.839	10	18	28	4.7	3	0	4	6	1	5	85	14.2
All*	76-58	2282/30.0	327-861	.380	125-368	.340	199-257	.774	60	237	297	3.9	129	2	107	155	30	64	978	12.9

Opponent	Date	gs	min	Total		3-Pointers		Free throws		Rebounds				pf	a	t/o	blk	stl	pts	avg
				fg-fga	pct	3fg-fga	pct	ft-fa	pct	off	def	tot	avg							
vs FGCU	11/11/16	24	5-12	.417	0-3	.000	3-6	.500	3	3	6	6.0	0	0	0	0	1	13	13.0	
vs Mercer	11/13/16	20	2-5	.400	1-1	1.000	2-2	1.000	1	3	4	5.0	0	0	0	0	0	7	10.0	
vs St. Bonaventure	11/17/16	23	4-9	.444	3-7	.429	5-6	.833	1	4	5	5.0	0	1	1	0	1	16	12.0	
vs Belmont	11/21/16	21	6-9	.667	1-4	.250	4-4	1.000	1	1	2	4.3	2	0	2	1	0	17	13.3	
vs Seton Hall	11/24/16	33	6-13	.462	2-7	.286	6-7	.857	1	5	6	4.6	0	2	1	0	1	20	14.6	
vs Gonzaga	11/25/16	26	3-9	.333	0-3	.000	6-6	1.000	3	2	5	4.7	1	1	2	0	2	12	14.2	
Totals		0	147	26-57	.456	7-25	.280	26-31	.839	10	18	28	4.7	3	4	6	1	5	85	14.2

Games played: 6
 Minutes/game: 24.5
 Points/game: 14.2
 FG Pct: 45.6
 3FG Pct: 28.0
 FT Pct: 83.9

Rebounds/game: 4.7
 Assists/game: 0.7
 Turnovers/game: 1.0
 Assists/turnover ratio: 0.7
 Steals/game: 0.8
 Blocks/game: 0.2

Barry Game Highs

Points	20, vs. Seton Hall (11/24/16)
Career	31, 2x, last at Davidson (11/21/15)
Rebounds	6, 2x, last vs. SHU (11/24/16)
Career	10, vs. UNC-Wilmington (1/21/15)
Field Goals	6, 2x, last vs. SHU (11/24/16)
Career	12, at Davidson (11/21/15)
Field Goal Attempts	13, vs. Seton Hall (11/24/16)
Career	25, at Davidson (11/21/15)
3-Point Field Goals	3, vs. St. Bonaventure (11/17/16)
Career	5, 4x, last at Campbell (12/22/15)
3-Point FG Attempts	7, 2x, last vs. Seton Hall (11/24/16)
Career	9, 5x, last at Campbell (12/22/15)
Free Throws	6, 2x, last vs. Gonzaga (11/25/16)
Career	13, vs. East Carolina (12/7/15)
Free Throw Attempts	7, vs. Seton Hall (11/24/16)
Career	14, vs. East Carolina (12/7/15)
Assists	2, vs. Seton Hall (11/24/16)
Career	6, at Charlotte (12/16/14)
Steals	2, vs. Gonzaga (11/25/16)
Career	6, vs. South Carolina St. (12/11/14)
Blocked Shots	1, vs. Belmont (11/21/16)
Career	2, 3x, last at Navy (11/16/15)
Minutes Played	33, vs. Seton Hall (11/24/16)
Career	43, vs. UNC-Wilmington (1/21/15)

#11 CHRIS CHIOZZA

JUNIOR | G | 6-0 | 176 | MEMPHIS, TENN. | WHITE STATION

Overview

- Part of UF's two-headed point guard tandem along with Kasey Hill, Chiozza led the team in assists with 156 as a sophomore.
- Chiozza is an attacking point guard with the ability to distribute or score himself.
- Has four career games with 8+ assists and one or fewer turnovers, second only to Eddie Shannon's five since the 1996-97 season.
- Had an all-around game at Missouri his sophomore season matching his career high with 17 points, setting a personal best with seven rebounds, while also posting eight assists vs. one turnover.
- Had a 12-game stretch from 12/22/15-2/3/16 where he averaged 6.4 assists per game and a 3.21 assist-to-turnover ratio.

2016-17 Highlights

- Once again expected to share the point guard position with Hill, giving the Gators plentiful experience in that role.
- Made two massive plays on the defensive end in the final minute vs. St. Bonaventure to help the Gators secure the victory. With UF holding a two-point lead, Chiozza skied for a two-handed rebound and found John Egbunu heading down court for a dunk, then forced a turnover and ignited the break leading to a Devin Robinson dunk.



Season	gp-gs	min/avg	Total		3-Point		F-Throws		Rebounds					Scoring						
			fg-fga	pct	fg-fga	pct	ft-fa	pct	off	def	tot	avg	pf	fo	ast	to	blk	stl	pts	avg
2014-15	33-11	752/22.8	44-113	.389	21-65	.323	21-44	.477	13	59	72	2.2	54	1	72	41	1	39	130	3.9
2015-16	36-22	857/23.8	86-250	.344	41-128	.320	47-59	.797	10	94	104	2.9	82	2	156	65	2	39	260	7.2
2016-17	6-0	114/19.0	9-28	.321	3-11	.273	17-23	.739	3	10	13	2.2	20	1	12	5	0	9	38	6.3
TOTAL	75-33	1723/23.0	139-391	.355	65-204	.319	85-126	.675	26	163	189	2.5	156	4	240	111	3	87	428	5.7

Opponent	Date	gs	min	Total		3-Pointers		Free throws		Rebounds					pf	a	l/o	blk	stl	pts	avg
				fg-fga	pct	3fg-fga	pct	ft-fa	pct	off	def	tot	avg								
vs FGCU	11/11/16		21	2-5	.400	0-2	.000	2-3	.667	1	1	2	2.0	3	4	0	0	3	6	6.0	
vs Mercer	11/13/16		16	1-4	.250	1-2	.500	1-2	.500	0	1	1	1.5	3	2	0	0	0	4	5.0	
vs St. Bonaventure	11/17/16		18	1-3	.333	0-1	.000	4-4	1.000	0	4	4	2.3	3	2	2	0	2	6	5.3	
vs Belmont	11/21/16		20	2-5	.400	0-1	.000	4-6	.667	0	2	2	2.3	3	1	2	0	3	8	6.0	
vs Seton Hall	11/24/16		22	3-6	.500	2-3	.667	6-8	.750	1	0	1	2.0	5	2	1	0	0	14	7.6	
vs Gonzaga	11/25/16		17	0-5	.000	0-2	.000	0-0	.000	1	2	3	2.2	3	1	0	0	1	0	6.3	
Totals		0	114	9-28	.321	3-11	.273	17-23	.739	3	10	13	2.2	20	12	5	0	9	38	6.3	

Games played: 6
 Minutes/game: 19.0
 Points/game: 6.3
 FG Pct: 32.1
 3FG Pct: 27.3
 FT Pct: 73.9


Rebounds/game: 2.2
 Assists/game: 2.0
 Turnovers/game: 0.8
 Assist/turnover ratio: 2.4
 Steals/game: 1.5

Chiozza Game Highs

Points	
2016-17	14, vs. Seton Hall (11/24/16)
Career	17, 2x, last at Missouri (3/5/16)
Rebounds	
2016-17	4, vs. St. Bonaventure (11/17/16)
Career	7, 2x, last vs. Texas A&M (3/11/16)
Field Goals	
2016-17	3, vs. Seton Hall (11/24/16)
Career	5, 3x, last at Missouri (3/5/16)
Field Goal Attempts	
2016-17	6, vs. Seton Hall (11/24/16)
Career	12, 3x, last vs. Alabama (2/13/16)
3-Point Field Goals	
2016-17	2, vs. Seton Hall (11/24/16)
Career	3, 6x, last at UNF (3/15/16)
3-Point FG Attempts	
2016-17	3, vs. Seton Hall (11/24/16)
Career	9, at South Carolina (2/20/16)
Free Throws	
2016-17	6, vs. Seton Hall (11/24/16)
Career	8, vs. Arkansas (2/3/16)
Free Throw Attempts	
2016-17	8, vs. Seton Hall (11/24/16)
Career	12 vs. Texas A&M (3/3/16)
Assists	
2016-17	4, vs. FGCU (11/11/16)
Career	9, at Ole Miss (1/16/16)
Steals	
2016-17	3, 2x, last vs. Belmont (11/21/16)
Career	6, vs. UAB (11/27/14)
Blocked Shots	
2016-17	---
Career	1, 3x, last vs. Arkansas (3/10/16)
Minutes Played	
2016-17	22, vs. Seton Hall (11/24/16)
Career	37, vs. ULM (11/21/14)

#15 JOHN EGBUNU

SOPHOMORE (R) | C | 6-11 | 255 | BAUCHI, NIGERIA | USF



Overview

- Immediate starter at UF, where he finished third on the team in scoring, first in blocks and second in rebounding.
- Set a Florida record with 75 dunks in 2015-16, including nine in his 27-point outing vs. Kentucky.
- Provides a physical post presence in the middle with the ability to shot-block on the defensive end of the floor.
- Transferred to UF in Summer 2014, following one season at USF.

2016-17 Highlights

- Florida's starting center for the second straight year, looks to make the jump into being a dominant SEC big man.
- Named preseason second-team All-SEC by the coaches.

Season	gp-gs	min/avg	Total		3-Point		F-Throws		Rebounds					Scoring						
			fg-fga	pct	fg-fga	pct	ft-fa	pct	off	def	tot	avg	pf	fo	ast	to	blk	stl	pts	avg
2013-14*	32-31	793/24.8	89-151	.589	0-1	.000	60-110	.545	80	118	198	6.2	92	1	12	55	43	10	238	7.4
2015-16	34-30	857/25.2	149-252	.591	0-0	.000	92-173	.532	92	128	220	6.5	110	6	12	59	48	15	390	11.5
2016-17	6-6	147/24.5	20-45	.444	0-0	.000	19-29	.655	24	27	51	8.5	14	0	2	8	13	4	59	9.8
TOTAL	40-36	1004/25.1	169-297	.569	0-0	.000	111-202	.550	116	155	271	6.8	124	6	14	67	61	19	449	11.2
All*	72-67	1797/25.0	258-448	.576	0-1	.000	171-312	.548	196	273	469	6.5	216	7	26	122	104	29	687	9.5

Opponent	Date	gs	min	Total		3-Pointers		Free throws		Rebounds					pf	a	t/o	blk	stl	pts	avg
				fg-fga	pct	3fg-fga	pct	ft-fa	pct	off	def	tot	avg								
vs FGCU	11/11/16	*	24	6-11	.545	0-0	.000	1-2	.500	5	3	8	8.0	2	0	1	1	0	13	13.0	
vs Mercer	11/13/16	*	22	2-4	.500	0-0	.000	2-2	1.000	4	4	8	8.0	3	0	1	2	1	6	9.5	
vs St. Bonaventure	11/17/16	*	26	2-10	.200	0-0	.000	4-6	.667	5	5	10	8.7	2	1	5	1	0	8	9.0	
vs Belmont	11/21/16	*	20	4-4	1.000	0-0	.000	4-6	.667	3	5	8	8.5	3	1	0	1	2	12	9.8	
vs Seton Hall	11/24/16	*	27	2-8	.250	0-0	.000	4-8	.500	4	6	10	8.8	3	0	1	4	1	8	9.4	
vs Gonzaga	11/25/16	*	28	4-8	.500	0-0	.000	4-5	.800	3	4	7	8.5	1	0	0	4	0	12	9.8	
Totals			6	147	20-45	.444	0-0	.000	19-29	.655	24	27	51	8.5	14	2	8	13	4	59	9.8

Games played: 6
 Minutes/game: 24.5
 Points/game: 9.8
 FG Pct: 44.4
 FT Pct: 65.5

Rebounds/game: 8.5
 Assists/game: 0.3
 Turnovers/game: 1.3
 Assist/turnover ratio: 0.3
 Steals/game: 0.7
 Blocks/game: 2.2

Egbunu Game Highs

Points	
2016-17	13, vs. FGCU (11/11/16)
UF/Career	27, vs. Kentucky (3/1/16)
Rebounds	
2016-17	10, 2x, last vs. SHU (11/24/16)
UF	14, vs. Richmond (12/1/15)
Career	14, 2x, last vs. Richmond (12/1/15)
Field Goals	
2016-17	6, vs. FGCU (11/11/16)
UF/Career	12, vs. Kentucky (3/1/16)
Field Goal Attempts	
2016-17	11, vs. FGCU (11/11/16)
UF/Career	15, vs. Kentucky (3/1/16)
3-Point Field Goals	
2016-17/UF/Career	---
3-Point FG Attempts	
2016-17/UF	---
Career	1, at Temple (1/9/14)
Free Throws	
2016-17	4, 4x, last vs. Gonzaga (11/25/16)
UF/Career	8, vs. Mississippi State (1/19/16)
Free Throw Attempts	
2016-17	8, vs. Seton Hall (11/24/16)
UF/Career	14, vs. Alabama (2/13/16)
Assists	
2016-17	1, 2x, last vs. Belmont (11/21/16)
UF	1, 14x, last vs. Belmont (11/21/16)
Career	2, vs. Santa Clara (12/23/13)
Steals	
2016-17	2, vs. Belmont (11/21/16)
UF	2, 3x, last vs. Belmont (11/21/16)
Career	2, 4x, last vs. Belmont (11/21/16)
Blocked Shots	
2016-17	4, 2x, last vs. Gonzaga (11/25/16)
UF/Career	5, at Georgia (2/16/16)
Minutes Played	
2016-17	28, vs. Gonzaga (11/25/16)
UF/Career	36, vs. Ole Miss (2/9/16)

Note: Career highs from 2013-14 took place at USF.

#12 GORJOK GAK

FRESHMAN | F/C | 6-11 | 231 | SYDNEY, AUSTRALIA | VICTORY ROCK PREP

Overview

- An adept passer whose 7-foot-4 wingspan enables him to play above the rim.
- Runs the floor and handles the ball well, enabling him to stretch defenses.
- Rated a three-star prospect by ESPN, Rivals and 247 Sports.
- ESPN.com bottom line: "Gak is a high major power forward that is new to the game but has all the tools to be successful immediately on the college level."

2016-17 Highlights

- Granted a waiver by to compete immediately the day before Florida's first game of the season after previously being ruled ineligible.



Season	gp-gs	min/avg	Total		3-Point		F-Throws		Rebounds				Scoring							
			fg-fga	pct	fg-fga	pct	ft-fga	pct	off	def	tot	avg	pf	fo	ast	to	blk	stl	pts	avg
2016-17	4-0	14/3.5	0-1	.000	0-0	.000	1-2	.500	1	3	4	1.0	5	0	0	1	0	0	1	0.3
TOTAL	4-0	14/3.5	0-1	.000	0-0	.000	1-2	.500	1	3	4	1.0	5	0	0	1	0	0	1	0.3

Opponent	Date	gs	min	Total		3-Pointers		Free throws		Rebounds				pf	a	t/o	blk	stl	pts	avg	
				fg-fga	pct	3fg-fga	pct	ft-fga	pct	off	def	tot	avg								
vs FGCU	11/11/16		3	0-0	.000	0-0	.000	0-0	.000	0	0	0	0.0	0	0	0	0	0	0	0.0	
vs Mercer	11/13/16		3	0-0	.000	0-0	.000	1-2	.500	1	1	2	1.0	1	0	0	0	0	1	0.5	
vs St. Bonaventure	11/17/16		dnp	-	-	-	-	-	-	-	-	-	-	-	-	-	-	-	-		
vs Belmont	11/21/16		4	0-0	.000	0-0	.000	0-0	.000	0	2	2	1.3	4	0	1	0	0	0	0.3	
vs Seton Hall	11/24/16		4	0-1	.000	0-0	.000	0-0	.000	0	0	0	1.0	0	0	0	0	0	0	0.3	
vs Gonzaga	11/25/16		dnp	-	-	-	-	-	-	-	-	-	-	-	-	-	-	-	-		
Totals			0	14	0-1	.000	0-0	.000	1-2	.500	1	3	4	1.0	5	0	1	0	0	1	0.3

Games played: 4
 Minutes/game: 3.5
 Points/game: 0.3
 FG Pct: 0.0
 FT Pct: 50.0

Rebounds/game: 1.0
 Turnovers/game: 0.3

Gak Game Highs

Points	2016-17/Career	1, vs. Mercer (11/13/16)
Rebounds	2016-17/Career	2, 2x, last vs. Belmont (11/21/16)
Field Goals	2016-17/Career	---
Field Goal Attempts	2016-17/Career	1, vs. Seton Hall (11/24/16)
3-Point Field Goals	2016-17/Career	---
3-Point FG Attempts	2016-17/Career	---
Free Throws	2016-17/Career	1, vs. Mercer (11/13/16)
Free Throw Attempts	2016-17/Career	2, vs. Mercer (11/13/16)
Assists	2016-17/Career	---
Steals	2016-17/Career	---
Blocked Shots	2016-17/Career	---
Minutes Played	2016-17/Career	4, 2x, last vs. SHU (11/24/16)

#13 KEVARRIUS HAYES

SOPHOMORE | F/C | 6-9 | 218 | LIVE OAK, FLA. | SUWANE



Overview

- Long and athletic shot-blocker and rebounder, who has a great motor and is an outstanding mover.
- Started six games and scored a season-high 14 points in each of the two final games of the season while starting in place of the injured John Egbunu.
- Drew praise from head coach Mike White throughout his freshman season for his consistent effort and attitude.

2016-17 Highlights

- Projects to fill the backup center spot again, but may also see minutes as a power forward.
- Blocked five shots in 14 minutes in the season opener vs. FGCU.
- Demonstrating the same energy he brought as a freshman, but with added strength and skill.

Season	gp-gs	min/avg	Total		3-Point		F-Throws		Rebounds				Scoring							
			fg-fga	pct	fg-fga	pct	ft-fa	pct	off	def	tot	avg	pf	fo	ast	to	blk	stl	pts	avg
2015-16	35-6	403/11.5	35-50	.700	0-0	.000	28-59	.475	45	47	92	2.6	64	0	7	17	20	11	98	2.8
2016-17	6-0	82/13.7	8-19	.421	0-0	.000	9-13	.692	8	10	18	3.0	13	0	1	3	12	2	25	4.2
TOTAL	41-6	485/11.8	43-69	.623	0-0	.000	37-72	.514	53	57	110	2.7	77	0	8	20	32	13	123	3.0

Opponent	Date	gs	min	Total		3-Pointers		Free throws		Rebounds				pf	a	t/o	blk	stl	pts	avg
				fg-fga	pct	3fg-fga	pct	ft-fa	pct	off	def	tot	avg							
vs FGCU	11/11/16		14	2-2	1.000	0-0	.000	5-5	1.000	1	4	5	5.0	2	1	1	5	0	9	9.0
vs Mercer	11/13/16		15	2-6	.333	0-0	.000	0-1	.000	2	2	4	4.5	3	0	1	1	0	4	6.5
vs St. Bonaventure	11/17/16		14	0-3	.000	0-0	.000	3-4	.750	2	1	3	4.0	1	0	0	3	0	3	5.3
vs Belmont	11/21/16		17	3-5	.600	0-0	.000	1-2	.500	2	2	4	4.0	1	0	0	2	0	7	5.8
vs Seton Hall	11/24/16		10	0-0	.000	0-0	.000	0-0	.000	0	0	0	3.2	3	0	0	1	1	0	4.6
vs Gonzaga	11/25/16		12	1-3	.333	0-0	.000	0-1	.000	1	1	2	3.0	3	0	1	0	1	2	4.2
Totals		0	82	8-19	.421	0-0	.000	9-13	.692	8	10	18	3.0	13	1	3	12	2	25	4.2

Games played: 6
 Minutes/game: 13.7
 Points/game: 4.2
 FG Pct: 42.1
 FT Pct: 69.2

Rebounds/game: 3.0
 Assists/game: 0.2
 Turnovers/game: 0.5
 Assist/turnover ratio: 0.3
 Steals/game: 0.3
 Blocks/game: 2.0

Hayes Game Highs

Points	
2016-17	9, vs. FGCU (11/11/16)
Career	14, 2x, last at GW (3/23/16)
Rebounds	
2016-17	5, vs. FGCU (11/11/16)
Career	7, 2x, last vs. Florida St. (12/29/15)
Field Goals	
2016-17	3, vs. Belmont (11/21/16)
Career	6, at G. Washington (3/23/16)
Field Goal Attempts	
2016-17	6, 2x, last vs. Belmont (11/21/16)
Career	7, at G. Washington (3/23/16)
3-Point Field Goals	
2016-17/Career	---
3-Point FG Attempts	
2016-17/Career	---
Free Throws	
2016-17/Career	5, vs. FGCU (11/11/16)
Free Throw Attempts	
2016-17/Career	5, vs. FGCU (11/11/16)
Assists	
2016-17	1, vs. FGCU (11/11/16)
Career	2, at UNF (3/15/16)
Steals	
2016-17	1, vs. Seton Hall (11/24/16)
Career	2, 2x, last vs. Richmond (12/1/15)
Blocked Shots	
2016-17/Career	5, vs. FGCU (11/11/16)
Minutes Played	
2016-17	17, vs. Belmont (11/21/16)
Career	34, at G. Washington (3/23/16)

#2 ERIC HESTER

FRESHMAN | G | 6-3 | 167 | CLEARWATER, FLA. | OLDSMAR CHRISTIAN

Overview

- The first high school players to commit to UF under head coach Mike White.
- A long guard who boasts a 6-foot-10 wingspan and the motor to be an elite defender.
- Named a top-100 player in USA Today's composite rankings.
- Rated a four-star prospect by Rivals and 247 Sports and a three-star recruit by ESPN and Scout.

2016-17 Highlights

- Combo guard who will look to get minutes in the Gators' deep and experienced backcourt.



Season	gp-gs	min/avg	Total		3-Point		F-Throws		Rebounds				Scoring							
			fg-fga	pct	fg-fga	pct	ft-fa	pct	off	def	tot	avg	pf	fo	ast	to	blk	stl	pts	avg
2016-17	3-0	8/2.7	0-3	.000	0-3	.000	1-2	.500	0	1	1	0.3	1	0	0	1	0	2	1	0.3
TOTAL	3-0	8/2.7	0-3	.000	0-3	.000	1-2	.500	0	1	1	0.3	1	0	0	1	0	2	1	0.3

Opponent	Date	gs	min	Total		3-Pointers		Free throws		Rebounds				pf	a	t/o	blk	stl	pts	avg	
				fg-fga	pct	3fg-fga	pct	ft-fa	pct	off	def	tot	avg								
vs FGCU	11/11/16		2	0-1	.000	0-1	.000	0-0	.000	0	1	1	1.0	0	0	0	0	1	0	0.0	
vs Mercer	11/13/16		3	0-1	.000	0-1	.000	1-2	.500	0	0	0	0.5	0	0	0	0	1	0.5		
vs St. Bonaventure	11/17/16		dnp	-	-	-	-	-	-	-	-	-	-	-	-	-	-	-	-		
vs Belmont	11/21/16		3	0-1	.000	0-1	.000	0-0	.000	0	0	0	0.3	1	0	1	0	1	0.3		
vs Seton Hall	11/24/16		dnp	-	-	-	-	-	-	-	-	-	-	-	-	-	-	-	-		
vs Gonzaga	11/25/16		dnp	-	-	-	-	-	-	-	-	-	-	-	-	-	-	-	-		
Totals			0	8	0-3	.000	0-3	.000	1-2	.500	0	1	1	0.3	1	0	1	0	2	1	0.3

Games played: 3
 Minutes/game: 2.7
 Points/game: 0.3
 FG Pct: 0.0
 3FG Pct: 0.0
 FT Pct: 50.0

Rebounds/game: 0.3
 Turnovers/game: 0.3
 Steals/game: 0.7

Hester Game Highs

Points	2016-17/Career 1, vs. Mercer (11/13/16)
Rebounds	2016-17/Career 1, vs. FGCU (11/11/16)
Field Goals	2016-17/Career ---
Field Goal Attempts	2016-17/Career 1, 3x, last vs. Belmont (11/21/16)
3-Point Field Goals	2016-17/Career ---
3-Point FG Attempts	2016-17/Career 1, 3x, last vs. Belmont (11/21/16)
Free Throws	2016-17/Career 1, vs. Mercer (11/13/16)
Free Throw Attempts	2016-17/Career 2, vs. Mercer (11/13/16)
Assists	2016-17/Career ---
Steals	2016-17/Career 1, 2x, last vs. Belmont (11/21/16)
Blocked Shots	2016-17/Career ---
Minutes Played	2016-17/Career 3, 2x, last vs. Belmont (11/21/16)

#0 KASEY HILL


JUNIOR | G | 6-1 | 180 | UMATILLA, FLA. | MONTVERDE ACADEMY

Overview

- Has three career 10-assist games and three games with at least eight assists and one turnover or fewer.
- Has the potential to move into the top five all-time on UF's career assists list.
- Especially dangerous in transition and open-floor situations, Hill is an outstanding athlete with the ability to play above the rim.
- 2013 McDonald's All-American.

2016-17 Highlights

- The lone four-year senior on the team, Hill projects to tag-team point guard duties with Chris Chiozza.
- Showing great game control through the first two games, running the UF offense with poise and efficiency.



Season	gp-gs	min/avg	Total		3-Point		F-Throws		Rebounds					Scoring						
			fg-fga	pct	fg-fga	pct	ft-fa	pct	off	def	tot	avg	pf	fo	ast	to	blk	stl	pts	avg
2013-14	32-8	703/22.0	57-140	.407	5-35	.143	57-86	.663	9	54	63	2.0	67	2	100	50	5	37	176	5.5
2014-15	33-32	1000/30.3	89-235	.379	8-29	.276	50-95	.526	13	64	77	2.3	66	1	149	72	8	32	236	7.2
2015-16	36-17	858/23.8	118-302	.391	19-64	.297	71-132	.538	12	74	86	2.4	87	2	120	72	11	53	326	9.1
2016-17	6-6	168/28.0	12-37	.324	1-8	.125	15-20	.750	3	12	15	2.5	15	1	24	16	2	7	40	6.7
TOTAL	107-63	2729/25.5	276-714	.387	33-136	.243	193-333	.580	37	204	241	2.3	235	6	393	210	26	129	778	7.3

Opponent	Date	gs	min	Total		3-Pointers		Free throws		Rebounds					pts	avg					
				fg-fga	pct	3fg-fga	pct	ft-fa	pct	off	def	tot	avg	pf			a	t/o	blk	stl	
vs FGCU	11/11/16	*	30	4-5	.800	0-0	.000	3-4	.750	0	3	3	3.0	1	4	1	0	2	11	11.0	
vs Mercer	11/13/16	*	26	1-6	.167	0-4	.000	4-6	.667	0	3	3	3.0	2	2	2	0	0	6	8.5	
vs St. Bonaventure	11/17/16	*	32	1-5	.200	0-0	.000	2-4	.500	1	1	2	2.7	1	4	5	0	0	4	7.0	
vs Belmont	11/21/16	*	25	2-11	.182	1-3	.333	0-0	.000	0	1	1	2.3	3	5	1	0	3	5	6.5	
vs Seton Hall	11/24/16	*	23	3-6	.500	0-1	.000	0-0	.000	1	1	2	2.2	5	2	5	1	0	6	6.4	
vs Gonzaga	11/25/16	*	32	1-4	.250	0-0	.000	6-6	1.000	1	3	4	2.5	3	7	2	1	2	8	6.7	
Totals			6	168	12-37	.324	1-8	.125	15-20	.750	3	12	15	2.5	15	24	16	2	7	40	6.7

Games played: 6
 Minutes/game: 28.0
 Points/game: 6.7
 FG Pct: 32.4
 3FG Pct: 12.5
 FT Pct: 75.0

Rebounds/game: 2.5
 Assists/game: 4.0
 Turnovers/game: 2.7
 Assist/turnover ratio: 1.5
 Steals/game: 1.2
 Blocks/game: 0.3

Hill Game Highs

Points	
2016-17	11, vs. FGCU (11/11/16)
Career	20, vs. UNC (11/28/14)
Rebounds	
2016-17	4, vs. Gonzaga (11/25/16)
Career	8, vs. Arkansas (1/31/15)
Field Goals	
2016-17	4, vs. FGCU (11/11/16)
Career	7, 4x, last at Ohio State (3/20/16)
Field Goal Attempts	
2016-17	11, vs. Belmont (11/21/16)
Career	18, at G. Washington (3/23/16)
3-Point Field Goals	
2016-17	1, vs. Belmont (11/21/16)
Career	2, 5x, last at UNF (3/15/16)
3-Point FG Attempts	
2016-17	4, vs. Mercer (11/13/16)
Career	5, 2x, last at Missouri (3/5/16)
Free Throws	
2016-17	6, vs. Gonzaga (11/25/16)
Career	10, vs. UNC (11/28/14)
Free Throw Attempts	
2016-17	6, 2x, last vs. Gonzaga (11/25/16)
Career	16, vs. Georgia (1/2/16)
Assists	
2016-17	7, vs. Gonzaga (11/25/16)
Career	10, 3x, last at Texas A&M (2/14/15)
Steals	
2016-17	3, vs. Belmont (11/21/16)
Career	5, 2x, last at UNF (3/15/16)
Blocked Shots	
2016-17	1, 2x, last vs. Gonzaga (11/25/16)
Career	2, 2x, last vs. Arkansas (2/3/16)
Minutes Played	
2016-17	32, 2x, last vs. Gonzaga (11/25/16)
Career	37, 3x, last at LSU (2/21/15)

#23 JUSTIN LEON

SENIOR | F | 6-8 | 206 | CONWAY, ARK. | SHAWNEE (ILL.) C.C.

Overview

- Moved into the starting lineup at the beginning of SEC play due to his max-effort style of play, ultimately starting 11 games in his first season at UF.
- Had a monster game against LSU, scoring 14 points and grabbing a team-high nine rebounds. Leon also spent most of the game guarding Ben Simmons.
- The first Mike White recruit to suit up for the Gators.

2016-17 Highlights

- Has the potential to play minutes at the 3 and the 4 this season after playing mostly 3 last season as Dorian Finney-Smith dominated minutes at the 4.
- Led UF and posted a career best with 17 points in the win vs. Mercer, including matching his career high with three 3-pointers.



Season	gp-gs	min/avg	Total		3-Point		F-Throws		Rebounds				Scoring							
			fg-fga	pct	fg-fga	pct	ft-fa	pct	off	def	tot	avg	pf	fo	ast	to	blk	stl	pts	avg
2015-16	34-11	507/14.9	72-146	.493	25-67	.373	12-26	.462	46	61	107	3.1	52	0	11	21	5	10	181	5.3
2016-17	6-6	141/23.5	16-34	.471	9-19	.474	2-5	.400	13	14	27	4.5	14	0	2	5	1	3	43	7.2
TOTAL	40-17	648/16.2	88-180	.489	34-86	.395	14-31	.452	59	75	134	3.4	66	0	13	26	6	13	224	5.6

Opponent	Date	gs	min	Total		3-Pointers		Free throws		Rebounds				pf	a	t/o	blk	stl	pts	avg	
				fg-fga	pct	3fg-fga	pct	ft-fa	pct	off	def	tot	avg								
vs FGCU	11/11/16	*	19	3-8	.375	2-3	.667	0-0	.000	0	3	3	3.0	3	0	1	0	1	8	8.0	
vs Mercer	11/13/16	*	24	6-10	.600	3-5	.600	2-2	1.000	3	2	5	4.0	1	1	1	0	1	17	12.5	
vs St. Bonaventure	11/17/16	*	29	2-5	.400	2-5	.400	0-2	.000	1	2	3	3.7	3	0	1	1	1	6	10.3	
vs Belmont	11/21/16	*	20	0-1	.000	0-0	.000	0-0	.000	2	3	5	4.0	3	1	0	0	0	0	7.8	
vs Seton Hall	11/24/16	*	29	3-6	.500	1-3	.333	0-1	.000	4	3	7	4.6	2	0	2	0	0	7	7.6	
vs Gonzaga	11/25/16	*	20	2-4	.500	1-3	.333	0-0	.000	3	1	4	4.5	2	0	0	0	0	5	7.2	
Totals			6	141	16-34	.471	9-19	.474	2-5	.400	13	14	27	4.5	14	2	5	1	3	43	7.2

Games played: 6
 Minutes/game: 23.5
 Points/game: 7.2
 FG Pct: 47.1
 3FG Pct: 47.4
 FT Pct: 40.0


Rebounds/game: 4.5
 Assists/game: 0.3
 Turnovers/game: 0.8
 Assist/turnover ratio: 0.4
 Steals/game: 0.5
 Blocks/game: 0.2

Leon Game Highs

Points	2016-17/Career	17, vs. Mercer (11/13/16)
Rebounds	2016-17	7, vs. Seton Hall (11/24/16)
	Career	9, vs. LSU (1/9/16)
Field Goals	2016-17	6, vs. Mercer (11/13/16)
	Career	7, at Texas A&M (1/12/16)
Field Goal Attempts	2016-17	10, vs. Mercer (11/13/16)
	Career	11, vs. Alabama (2/13/16)
3-Point Field Goals	2016-17	3, vs. Mercer (11/13/16)
	Career	3, 3x, last vs. Mercer (11/13/16)
3-Point FG Attempts	2016-17	5, 2x, last vs. St. Bona. (11/17/16)
	Career	5, 5x, last vs. St. Bona. (11/17/16)
Free Throws	2016-17	2, vs. Mercer (11/13/16)
	Career	2, 3x, last vs. Mercer (11/13/16)
Free Throw Attempts	2016-17	2, 2x, last vs. St. Bona. (11/17/16)
	Career	4, vs. Mississippi State (1/19/16)
Assists	2016-17	1, 2x, last vs. Belmont (11/21/16)
	Career	3, 2x, last at UNF (3/15/16)
Steals	2016-17	1, 3x, last vs. St. Bona. (11/17/16)
	Career	1, 12x, last vs. St. Bona. (11/17/16)
Blocked Shots	2016-17	1, vs. St. Bonaventure (11/17/16)
	Career	1, 4x, last vs. St. Bona. (11/17/16)
Minutes Played	2016-17/Career	29, 2x, last vs. SHU (11/24/16)

#32 SCHUYLER RIMMER

SENIOR | C | 6-10 | 249 | ORLANDO, FLA. | STANFORD



Overview

- Provided additional frontcourt depth off the bench for the Gators, including 21 critical minutes in the win vs. ninth-ranked West Virginia.
- Mid-year transfer from Stanford in 2014-15, given a waiver to compete at the beginning of the 2015-16 season.
- Big man who is most at home in the post, but also has a mid-range jump shot.

2016-17 Highlights

- Will again serve as a post reserve as the team's lone walk-on this season.

Season	gp-gs	min/avg	Total		3-Point		F-Throws		Rebounds				Scoring							
			fg-fga	pct	fg-fga	pct	ft-fa	pct	off	def	tot	avg	pf	fo	ast	to	blk	stl	pts	avg
2013-14*	14-0	69/4.9	3-9	.333	0-0	.000	1-7	.143	1	8	9	0.6	11	0	0	5	1	0	7	0.5
2014-15*	2-0	6/3.0	0-0	.000	0-0	.000	1-2	.500	1	1	2	1.0	0	0	0	0	0	1	0.5	
2015-16	25-0	162/6.5	13-30	.433	1-1	1.000	9-10	.900	10	20	30	1.2	25	0	3	7	5	0	36	1.4
2016-17	3-0	6/2.0	1-2	.500	0-1	.000	1-1	1.000	0	1	1	0.3	2	0	0	1	1	0	3	1.0
TOTAL	28-0	168/6.0	14-32	.438	1-2	.500	10-11	.909	10	21	31	1.1	27	0	3	8	6	0	39	1.4
All*	44-0	243/5.5	17-41	.415	1-2	.500	12-20	.600	12	30	42	1.0	38	0	3	13	7	0	47	1.1

Opponent	Date	gs	min	Total		3-Pointers		Free throws		Rebounds				pf	a	t/o	blk	stl	pts	avg
				fg-fga	pct	3fg-fga	pct	ft-fa	pct	off	def	tot	avg							
vs FGCU	11/11/16	2	0-0	.000	0-0	.000	0-0	.000	0	0	0	0.0	1	0	0	0	0	0	0	0.0
vs Mercer	11/13/16	2	1-1	1.000	0-0	.000	1-1	1.000	0	0	0	0.0	1	0	1	1	0	3	1.5	
vs St. Bonaventure	11/17/16	dnp	-	-	-	-	-	-	-	-	-	-	-	-	-	-	-	-	-	
vs Belmont	11/21/16	2	0-1	.000	0-1	.000	0-0	.000	0	1	1	0.3	0	0	0	0	0	0	1.0	
vs Seton Hall	11/24/16	dnp	-	-	-	-	-	-	-	-	-	-	-	-	-	-	-	-	-	
vs Gonzaga	11/25/16	dnp	-	-	-	-	-	-	-	-	-	-	-	-	-	-	-	-	-	
Totals		0	6	1-2	.500	0-1	.000	1-1	1.000	0	1	1	0.3	2	0	1	1	0	3	1.0

Games played: 3
 Minutes/game: 2.0
 Points/game: 1.0
 FG Pct: 50.0
 3FG Pct: 0.0
 FT Pct: 100.0

Rebounds/game: 0.3
 Turnovers/game: 0.3
 Blocks/game: 0.3

Rimmer Game Highs

Points
 2016-17 3, vs. Mercer (11/13/16)
 UF/Career 9, vs. N. Carolina A&T (11/16/15)

Rebounds
 2016-17 1, vs. Belmont (11/21/16)
 UF/Career 6, vs. West Virginia (1/30/16)

Field Goals
 2016-17 1, vs. Mercer (11/13/16)
 UF/Career 4, vs. N. Carolina A&T (11/16/15)

Field Goal Attempts
 2016-17 1, 2x, last vs. Belmont (11/21/16)
 UF/Career 6, vs. N. Carolina A&T (11/16/15)

3-Point Field Goals
 2016-17 ---
 UF/Career 1, vs. N. Carolina A&T (11/16/15)

3-Point FG Attempts
 2016-17 1, vs. Belmont (11/21/16)
 UF/Career 1, 2x, last vs. Belmont (11/21/16)

Free Throws
 2016-17 1, vs. Mercer (11/13/16)
 UF/Career 2, 4x, last vs. West Va. (1/30/16)

Free Throw Attempts
 2016-17 1, vs. Mercer (11/13/16)
 UF 2, 5x, last at UNF (3/15/16)
 Career 2, 9x, last at UNF (3/15/16)

Assists
 2016-17 ---
 UF/Career 1, 3x, last vs. Arkansas (2/3/16)

Steals
 2016-17/UF/Career ---

Blocked Shots
 2016-17 1, vs. Mercer (11/13/16)
 UF 1, 5x, last vs. Mercer (11/13/16)
 Career 1, 6x, last vs. Mercer (11/13/16)

Minutes Played
 2016-17 2, 3x, last vs. Belmont (11/21/16)
 UF/Career 21, vs. West Virginia (1/30/16)

Note: Career highs before 2015 from Stanford.

#1 DEVIN ROBINSON

JUNIOR | F | 6-8 | 200 | CHESTERFIELD, VA. | CHRISTCHURCH SCHOOL

Overview

- Noted by head coach Mike White as one of the Gators' most improved players of 2015-16 with plenty of room for further growth.
- Has shown flashes of the ability to be a standout SEC player, but looks to add consistency.
- Named to the 2015 SEC All-Freshman team.
- Robinson brings length to the wing, with the ability to put the ball on the floor or pull up for a 3-pointer.
- Playmaker who can cause matchup problems at the 3 position due to his size and at the 4 due to his athleticism.

2016-17 Highlights

- Looks to take more leadership and develop consistency as one of the top-performing upperclassmen on the team.
- Scored the Gators' first nine points of the game en route to a career-best 18 as Florida came up just short against 11th-ranked Gonzaga.



Season	gp-gs	min/avg	Total		3-Point		F-Throws		Rebounds				Scoring							
			fg-fga	pct	fg-fga	pct	ft-fla	pct	off	def	tot	avg	pf	fo	ast	to	blk	stl	pts	avg
2014-15	33-17	628/19.0	78-194	.402	21-82	.256	35-55	.636	27	65	92	2.8	57	2	23	31	13	17	212	6.4
2015-16	36-18	832/23.1	114-249	.458	36-106	.340	59-78	.756	61	140	201	5.6	87	3	17	29	21	18	323	9.0
2016-17	6-6	152/25.3	26-46	.565	5-14	.357	17-19	.895	11	23	34	5.7	14	1	5	6	3	7	74	12.3
TOTAL	75-41	1612/21.5	218-489	.446	62-202	.307	111-152	.730	99	228	327	4.4	158	6	45	66	37	42	609	8.1

Opponent	Date	qs	min	Total		3-Pointers		Free throws		Rebounds				pf	a	t/o	blk	stl	pts	avg	
				fg-fga	pct	3fg-fga	pct	ft-fla	pct	off	def	tot	avg								
vs FGCU	11/11/16	*	24	4-7	.571	2-2	1.000	4-4	1.000	2	4	6	6.0	2	0	1	2	3	14	14.0	
vs Mercer	11/13/16	*	32	4-9	.444	1-3	.333	3-3	1.000	4	5	9	7.5	2	1	2	0	2	12	13.0	
vs St. Bonaventure	11/17/16	*	25	6-6	1.000	1-1	1.000	1-3	.333	4	3	7	7.3	3	1	1	0	1	14	13.3	
vs Belmont	11/21/16	*	26	4-9	.444	1-5	.200	2-2	1.000	0	4	4	6.5	2	2	2	0	0	11	12.8	
vs Seton Hall	11/24/16	*	11	2-2	1.000	0-0	.000	1-1	1.000	0	3	3	5.8	5	1	0	0	0	5	11.2	
vs Gonzaga	11/25/16	*	34	6-13	.462	0-3	.000	6-6	1.000	1	4	5	5.7	0	0	0	1	1	18	12.3	
Totals			6	152	26-46	.565	5-14	.357	17-19	.895	11	23	34	5.7	14	5	6	3	7	74	12.3

Games played: 6
 Minutes/game: 25.3
 Points/game: 12.3
 FG Pct: 56.5
 3FG Pct: 35.7
 FT Pct: 89.5

Rebounds/game: 5.7
 Assists/game: 0.8
 Turnovers/game: 1.0
 Assist/turnover ratio: 0.8
 Steals/game: 1.2
 Blocks/game: 0.5

Robinson Game Highs

Points	
2016-17/Career	18, vs. Gonzaga (11/25/16)
Rebounds	
2016-17	9, vs. Mercer (11/13/16)
Career	13, vs. Richmond (12/1/15)
Field Goals	
2016-17	6, 2x, last vs. Gonzaga (11/25/16)
Career	6, 4x, last vs. Gonzaga (11/25/16)
Field Goal Attempts	
2016-17	13, vs. Gonzaga (11/25/16)
Career	13, 2x, last vs. Gonzaga (11/25/16)
3-Point Field Goals	
2016-17	2, vs. FGCU (11/11/16)
Career	4, at LSU (2/27/16)
3-Point Attempts	
2016-17	5, vs. Belmont (11/21/16)
Career	6, 3x, last at S. Carolina (2/20/16)
Free Throws	
2016-17/Career	6, vs. Gonzaga (11/25/16)
Free Throw Attempts	
2016-17	6, vs. Gonzaga (11/25/16)
Career	6, 3x, last vs. Gonzaga (11/25/16)
Assists	
2016-17	2, vs. Belmont (11/21/16)
Career	3, 4x, last at Ohio State (3/20/16)
Steals	
2016-17	3, vs. FGCU (11/11/16)
Career	4, at LSU (2/27/16)
Blocked Shots	
2016-17	2, vs. FGCU (11/11/16)
Career	3, at South Carolina (2/20/16)
Minutes Played	
2016-17	34, vs. Gonzaga (11/25/16)
Career	40, at South Carolina (2/20/16)

#25 KEITH STONE

FRESHMAN (R) | F | 6-8 | 240 | DEERFIELD BEACH, FLA. | ZION LUTHERAN



Overview

- Strong wing player with the size and strength to compete on the interior.
- Rated a four-star prospect by ESPN and a three-star by Rivals.
- ESPN.com bottom line: "Stone is a combination forward that is a tough cover. He can make plays from almost anywhere inside the arc. Stone is just scratching the surface of how good he can become. When Stone is locked in and competing he has a high major game to go along with his terrific scoring package."

2016-17 Highlights

- Figures to be a regular rotation player immediately with the offensive firepower and versatility.

Season	gp-gs	min/avg	Total		3-Point		F-Throws		Rebounds				Scoring							
			fg-fga	pct	fg-fga	pct	ft-fa	pct	off	def	tot	avg	pf	fo	ast	to	blk	stl	pts	avg
2016-17	6-0	47/7.8	2-15	.133	0-6	.000	2-2	1.000	2	4	6	1.0	4	0	5	3	2	0	6	1.0
TOTAL	6-0	47/7.8	2-15	.133	0-6	.000	2-2	1.000	2	4	6	1.0	4	0	5	3	2	0	6	1.0

Opponent	Date	gs	min	Total		3-Pointers		Free throws		Rebounds				pf	a	t/o	blk	stl	pts	avg	
				fg-fga	pct	3fg-fga	pct	ft-fa	pct	off	def	tot	avg								
vs FGCU	11/11/16		8	0-3	.000	0-1	.000	0-0	.000	1	1	2	2.0	1	0	1	1	0	0	0.0	
vs Mercer	11/13/16		11	0-3	.000	0-1	.000	2-2	1.000	1	2	3	2.5	1	3	1	0	0	2	1.0	
vs St. Bonaventure	11/17/16		2	0-1	.000	0-0	.000	0-0	.000	0	0	0	1.7	0	0	0	0	0	0.7		
vs Belmont	11/21/16		16	2-4	.500	0-1	.000	0-0	.000	0	1	1	1.5	1	2	0	1	0	4	1.5	
vs Seton Hall	11/24/16		6	0-2	.000	0-2	.000	0-0	.000	0	0	0	1.2	1	0	0	0	0	1.2		
vs Gonzaga	11/25/16		4	0-2	.000	0-1	.000	0-0	.000	0	0	0	1.0	0	0	1	0	0	1.0		
Totals			0	47	2-15	.133	0-6	.000	2-2	1.000	2	4	6	1.0	4	5	3	2	0	6	1.0

Games played: 6
 Minutes/game: 7.8
 Points/game: 1.0
 FG Pct: 13.3
 3FG Pct: 0.0
 FT Pct: 100.0

Rebounds/game: 1.0
 Assists/game: 0.8
 Turnovers/game: 0.5
 Assist/turnover ratio: 1.7
 Blocks/game: 0.3

Stone Game Highs

Points	2016-17/Career	4, vs. Belmont (11/21/16)
Rebounds	2016-17/Career	3, vs. Mercer (11/13/16)
Field Goals	2016-17/Career	2, vs. Belmont (11/21/16)
Field Goal Attempts	2016-17/Career	4, vs. Belmont (11/21/16)
3-Point Field Goals	2016-17/Career	---
3-Point FG Attempts	2016-17/Career	2, vs. Seton Hall (11/24/16)
Free Throws	2016-17/Career	2, vs. Mercer (11/13/16)
Free Throw Attempts	2016-17/Career	2, vs. Mercer (11/13/16)
Assists	2016-17/Career	3, vs. Mercer (11/13/16)
Steals	2016-17/Career	---
Blocked Shots	2016-17/Career	1, 2x, last vs. Belmont (11/21/16)
Minutes Played	2016-17/Career	16, vs. Belmont (11/21/16)

NOT COMPETING IN 2016-17

#21 DONTAY BASSETT

FRESHMAN | F | 6-9 | 222 | OAKLAND, CALIF. | OLDSMAR CHRISTIAN

Overview

- Power forward with the ability to face up and handle the ball.
- Rated a three-star prospect by ESPN, Rivals and Scout.

2016-17 Highlights

- Projects as a power forward with good size and strength.
- Diagnosed with a stress fracture in his right foot in October and will red-shirt while recovering.



#3 JALEN HUDSON

JUNIOR | G | 6-6 | 190 | RICHMOND, VA. | VIRGINIA TECH

Overview

- Played 67 games at Virginia Tech with 27 starts, averaging 7.7 points over two seasons in Blacksburg.
- Shot .432 out of the backcourt and went .500 or better from the field in 29 games at VT.
- Brings good length to the perimeter.

2016-17 Highlights

- Gives the Gators a talented and experienced player with outstanding scoring ability waiting in the wings while sitting out due to transfer rules.



Season	gp-gs	min/avg	Total		3-Point		F-Throws		Rebounds				Scoring							
			fg-fga	pct	fg-fga	pct	ft-fga	pct	off	def	tot	avg	pf	fo	ast	to	blk	stl	pts	avg
2014-15*	32-3	535/16.7	80-167	.479	15-53	.283	47-73	.644	23	40	63	2.0	58	2	37	51	10	17	222	6.9
2015-16*	35-24	700/20.0	99-247	.401	28-81	.346	67-100	.670	59	79	138	3.9	67	2	21	49	5	21	293	8.4
All*	67-27	1235/18.4	179-414	.432	43-134	.321	114-173	.659	82	119	201	3.0	125	4	58	100	15	38	515	7.7

2016-17 BOX SCORES

Official Basketball Box Score -- Game Totals -- Final Statistics FGCU vs Florida 11/11/16 7:30 p.m. at Veterans Mem. Arena - Jacksonville, Fla.

FGCU 59 • 0-1

#	Player	Total			3-Ptr			Rebounds			PF	TP	A	TO	Blk	Stl	Min
		FG-FGA	FG-FGA	FT-FTA	FG-FGA	FG-FGA	FT-FTA	Off	Def	Tot							
13	SCOTT Jr, JaySean	f	1-3	1-3	2-2	1	3	4	3	5	1	1	0	0	0	21	
21	MORANT, Demetris	f	1-3	0-0	1-2	3	6	9	1	3	1	1	1	0	0	32	
00	GOODWIN, Brandon	g	6-12	2-3	0-1	2	2	4	3	14	0	3	0	0	0	27	
05	JOHNSON, Zach	g	2-10	0-4	2-6	1	0	1	3	6	2	3	0	0	0	25	
11	TERRELL, Christian	g	4-11	1-4	0-0	1	1	2	1	9	1	5	0	0	0	33	
01	REID, Reggie	g	2-7	1-2	0-0	0	1	1	1	5	2	2	0	0	1	13	
03	TUCKER, Rayjon	g	4-6	2-3	0-0	0	3	3	10	1	3	0	0	0	0	21	
10	MICKLE, Kevin	g	0-0	0-0	0-0	1	1	2	3	0	0	0	0	0	0	12	
23	CARLYLE, Christian	g	0-1	0-0	0-0	0	1	1	0	0	0	0	0	0	0	4	
32	SIMMONS, Antravious	g	3-6	1-1	0-0	2	2	4	4	7	0	1	1	0	0	12	
Team						3	4	7									
Totals			23-59	8-20	5-11	14	24	38	22	59	8	19	2	1	0	200	
FG % 1st Half:		15-34	44.1%	2nd half:	8-25	32.0%	Game:		23-59	39.0%	Deadball Rebounds						
3FG % 1st Half:		5-12	41.7%	2nd half:	3-8	37.5%	Game:		8-20	40.0%	Rebounds						
FT % 1st Half:		0-0	0.0%	2nd half:	5-11	45.5%	Game:		5-11	45.5%	2						

Florida 80 • 1-0

#	Player	Total			3-Ptr			Rebounds			PF	TP	A	TO	Blk	Stl	Min
		FG-FGA	FG-FGA	FT-FTA	FG-FGA	FG-FGA	FT-FTA	Off	Def	Tot							
01	Robinson, Devin	f	4-7	2-2	4-4	2	4	6	2	14	0	1	2	3	24		
23	Leon, Justin	f	3-8	2-3	0-0	0	3	3	8	0	1	0	1	1	19		
15	Egbunu, John	c	6-11	0-0	1-2	5	3	8	2	13	0	1	1	0	24		
00	Hill, Kasey	g	4-5	0-0	3-4	0	3	3	11	4	1	0	2	0	26		
05	Allen, KeVaughn	g	2-8	0-3	2-2	1	1	2	1	6	2	1	0	2	30		
02	Hester, Eric	g	0-1	0-1	0-0	0	1	1	0	0	0	0	0	1	2		
11	Chiozza, Chris	g	2-5	0-2	2-3	1	1	2	3	6	4	0	0	3	21		
12	Gak, Gorjok	g	0-0	0-0	0-0	0	0	0	0	0	0	0	0	0	3		
13	Hayes, Kevarrius	g	2-2	0-0	5-5	1	4	5	2	9	1	1	5	0	14		
24	Barry, Canyon	g	5-12	0-3	3-6	3	3	6	0	13	0	0	0	1	24		
25	Stone, Keith	g	0-3	0-1	0-0	1	1	2	1	0	0	1	1	0	8		
32	Rimmer, Schuyler	g	0-0	0-0	0-0	0	0	0	1	0	0	0	0	0	2		
Team						1	2	3									
Totals			28-62	4-15	20-26	15	26	41	16	80	11	7	9	13	200		
FG % 1st Half:		14-33	42.4%	2nd half:	14-29	48.3%	Game:		28-62	45.2%	Deadball Rebounds						
3FG % 1st Half:		3-8	37.5%	2nd half:	1-7	14.3%	Game:		4-15	26.7%	Rebounds						
FT % 1st Half:		9-13	69.2%	2nd half:	11-13	84.6%	Game:		20-26	76.9%	1						

Officials: Pat Adams, Bruce Benedict, Nate Green
Technical fouls: FGCU-None. Florida-None.
Attendance: 5212

Score by periods	1st	2nd	Total
FGCU	35	24	59
Florida	40	40	80

Last FG - FGCU 2nd-06:58, UF 2nd-01:34.
Largest lead - FGCU by 5 1st-07:57, UF by 22 2nd-01:34.
FGCU led for 10:35, UF led for 24:47. Game was tied for 04:16.

Score tied - 6 times.
Lead changed - 9 times.

Official Basketball Box Score -- Game Totals -- Final Statistics Mercer vs Florida 11/13/16 8 p.m. at Veterans Mem. Arena - Jacksonville, Fla.

Mercer 54 • 1-1

#	Player	Total			3-Ptr			Rebounds			PF	TP	A	TO	Blk	Stl	Min
		FG-FGA	FG-FGA	FT-FTA	FG-FGA	FG-FGA	FT-FTA	Off	Def	Tot							
00	Desmond Ringer	f	1-1	0-0	0-1	0	0	3	5	2	0	2	2	0	0	17	
15	Stephon Jelks	f	2-4	1-3	0-0	0	1	1	2	5	0	2	1	0	0	19	
05	Jordan Strawberry	g	1-3	0-0	2-3	2	1	3	1	4	2	4	0	0	0	21	
10	Ria'n Holland	g	8-16	5-10	0-0	0	4	4	4	21	1	3	0	1	32		
23	Demetre Rivers	g	1-4	0-2	0-0	0	1	1	5	2	2	2	0	0	0	16	
01	Cory Kilby	g	1-3	0-2	0-0	1	2	3	2	2	0	1	0	1	18		
13	Ryan Johnson	g	3-6	1-2	0-0	1	6	7	1	7	1	0	0	0	0	18	
20	Darius Roy	g	0-3	0-0	2-4	2	3	5	1	2	1	0	0	2	12		
24	Ross Cummings	g	1-3	0-0	0-0	0	1	3	2	2	1	0	0	0	12		
25	Rashad Lewis	g	0-2	0-0	1-2	0	0	0	2	1	0	2	1	0	12		
44	JJ N'Ganga	g	0-3	0-0	1-2	0	0	1	4	1	0	0	0	1	13		
55	Andrew Fishler	g	1-3	0-0	3-5	1	0	1	2	5	0	0	1	0	10		
Team						1	0	1									
Totals			19-51	7-19	9-17	10	22	32	31	54	9	17	4	6	200		
FG % 1st Half:		6-18	33.3%	2nd half:	13-33	39.4%	Game:		19-51	37.3%	Deadball Rebounds						
3FG % 1st Half:		0-6	0.0%	2nd half:	7-13	53.8%	Game:		7-19	36.8%	Rebounds						
FT % 1st Half:		2-4	50.0%	2nd half:	7-13	53.8%	Game:		9-17	52.9%	3						

Florida 76 • 2-0

#	Player	Total			3-Ptr			Rebounds			PF	TP	A	TO	Blk	Stl	Min
		FG-FGA	FG-FGA	FT-FTA	FG-FGA	FG-FGA	FT-FTA	Off	Def	Tot							
01	Robinson, Devin	f	4-9	1-3	3-3	4	5	9	2	12	1	2	0	0	32		
23	Leon, Justin	f	6-10	3-5	2-2	3	2	5	1	17	1	1	0	1	24		
15	Egbunu, John	c	2-4	0-0	2-2	4	4	8	3	6	0	1	2	1	22		
00	Hill, Kasey	g	1-6	0-4	4-6	0	3	3	2	6	2	2	0	0	26		
05	Allen, KeVaughn	g	3-12	2-8	5-5	1	2	3	1	13	5	4	2	2	26		
02	Hester, Eric	g	0-1	0-1	1-2	0	0	0	1	0	0	0	0	0	3		
11	Chiozza, Chris	g	1-4	1-2	1-2	0	1	1	3	4	2	0	0	0	16		
12	Gak, Gorjok	g	0-0	0-0	1-2	1	1	2	1	1	0	0	0	0	3		
13	Hayes, Kevarrius	g	2-6	0-0	0-1	2	2	4	3	4	0	1	1	0	15		
24	Barry, Canyon	g	2-5	1-1	2-2	1	3	4	0	7	0	0	0	0	20		
25	Stone, Keith	g	0-3	0-1	2-2	1	2	3	1	2	3	1	0	0	11		
32	Rimmer, Schuyler	g	1-1	0-0	1-1	0	0	0	1	3	0	1	1	0	2		
Team						3	2	5									
Totals			22-61	8-25	24-30	20	27	47	18	76	14	13	6	6	200		
FG % 1st Half:		11-33	33.3%	2nd half:	11-28	39.3%	Game:		22-61	36.1%	Deadball Rebounds						
3FG % 1st Half:		4-14	28.6%	2nd half:	4-11	36.4%	Game:		8-25	32.0%	Rebounds						
FT % 1st Half:		10-12	83.3%	2nd half:	14-18	77.8%	Game:		24-30	80.0%	3						

Officials: Tony Greene, Lee Cassell, Will Howard
Technical fouls: Mercer-None. Florida-None.
Attendance: 3716
Mercer #23 D. Rivers fouls out at 12:07 (2)
Mercer #00 D. Ringer fouls out at 7:50 (2)

Score by periods	1st	2nd	Total
Mercer	14	40	54
Florida	36	40	76

Last FG - MER 2nd-02:56, UF 2nd-00:37.
Largest lead - MER by 2 1st-18:00, UF by 25 2nd-06:46.
MER led for 01:15, UF led for 33:41. Game was tied for 05:04.

Score tied - 3 times.
Lead changed - 3 times.

Official Basketball Box Score -- Game Totals -- Final Statistics St. Bonaventure vs Florida 11/17/16 7 p.m. at The Lakeland Center - Lakeland, Fla.

St. Bonaventure 66 • 1-1

#	Player	Total			3-Ptr			Rebounds			PF	TP	A	TO	Blk	Stl	Min
		FG-FGA	FG-FGA	FT-FTA	FG-FGA	FG-FGA	FT-FTA	Off	Def	Tot							
05	OBOKOH, Chinonso	f	0-1	0-0	0-0	0	1	1	3	0	0	1	2	0	10		
12	GREGG, Denzel	f	3-8	0-1	1-2	0	3	3	2	7	0	3	1	1	35		
01	TAOQEE, Idris	g	2-10	0-3	0-0	6	3	9	4	4	2	1	0	1	36		
02	MOBLEY, Matt	g	10-21	6-12	2-4	1	5	6	0	28	2	3	1	2	40		
10	ADAMS, Jaylen	g	7-16	3-10	3-4	1	3	4	3	20	4	6	0	2	38		
00	ANDOH, David	g	1-2	0-1	0-0	0	0	0	0	2	0	0	0	0	7		
03	COBURN, Tareq	g	0-0	0-0	0-0	0	0	0	0	0	0	0	0	0	0+		
05	GRIFFIN, LaDarren	g	0-0	0-0	0-0	1	2	3	3	0	0	0	0	0	8		
12	IKPEZE, Amadi	g	1-4	0-0	2-2	0	3	3	3	4	0	1	4				

2016-17 BOX SCORES

Official Basketball Box Score -- Game Totals -- Final Statistics Seton Hall vs Florida 11/24/16 8:30 pm ET at Lake Buena Vista, Fla. (HP Field House)

Seton Hall 76 • 3-1

#	Player	Total			3-Ptr			Rebounds			PF	TP	A	TO	Blk	Stl	Min
		FG-FGA	FG-FGA	FT-FTA	FG-FGA	FG-FGA	FT-FTA	Off	Def	Tot							
14	SANOGO, Ismael	f	0-2	0-0	2-2	4	5	9	2	2	1	0	0	1	27		
20	RODRIGUEZ, Desi	f	5-12	0-1	2-2	3	6	9	4	12	1	3	0	1	29		
31	DELGADO, Angel	f	5-13	0-0	3-4	1	2	3	4	13	0	4	0	1	24		
00	CARRINGTON, Khadeen	g	10-16	2-4	6-9	1	2	3	5	28	1	2	0	0	34		
30	JONES, Madison	g	0-3	0-1	0-0	0	2	2	3	0	4	2	0	0	28		
01	NZEI, Michael	g	2-2	0-0	1-4	1	2	3	4	5	0	0	0	1	18		
13	POWELL, Myles	g	5-15	3-8	3-4	1	4	5	1	16	1	0	1	1	29		
23	CARTER, Myles	g	0-0	0-0	0-0	1	2	3	2	0	0	0	0	0	5		
33	SINGH, Veer	g	0-0	0-0	0-0	0	0	0	1	0	0	0	0	0	6		
	Team					3	0	3									
	Totals		27-63	5-14	17-25	15	25	40	26	76	8	12	1	5	200		
	FG % 1st Half:	15-27	55.6%	2nd half:	12-36	33.3%	Game:	27-63	42.9%						Deadball		
	3FG % 1st Half:	2-6	33.3%	2nd half:	3-8	37.5%	Game:	5-14	35.7%						Rebounds		
	FT % 1st Half:	8-11	72.7%	2nd half:	9-14	64.3%	Game:	17-25	68.0%						3		

Florida 81 • 5-0

#	Player	Total			3-Ptr			Rebounds			PF	TP	A	TO	Blk	Stl	Min
		FG-FGA	FG-FGA	FT-FTA	FG-FGA	FG-FGA	FT-FTA	Off	Def	Tot							
01	Robinson, Devin	f	2-2	0-0	1-1	0	3	3	5	5	1	0	0	0	11		
23	Leon, Justin	f	3-6	1-3	0-1	4	3	7	2	7	0	2	0	0	29		
15	Egbunu, John	c	2-8	0-0	4-8	4	6	10	3	8	0	1	4	1	27		
00	Hill, Kasey	g	3-6	0-1	0-0	1	1	2	5	6	2	5	1	0	23		
05	Allen, KeVaughn	g	7-14	3-8	4-4	0	6	6	1	21	1	2	1	1	35		
11	Chiozza, Chris	g	3-6	2-3	6-8	1	0	1	5	14	2	1	0	0	22		
12	Gak, Gorjok	g	0-1	0-0	0-0	0	0	0	0	0	0	0	0	0	4		
13	Hayes, Kevarrius	g	0-0	0-0	0-0	0	0	0	3	0	0	0	1	1	10		
24	Barry, Canyon	g	6-13	2-7	6-7	1	5	6	0	20	2	1	0	1	33		
25	Stone, Keith	g	0-2	0-2	0-0	0	0	0	1	0	0	0	0	0	6		
	Team					1	2	3									
	Totals		26-58	8-24	21-29	12	26	38	25	81	8	12	7	4	200		
	FG % 1st Half:	14-36	38.9%	2nd half:	12-22	54.5%	Game:	26-58	44.8%						Deadball		
	3FG % 1st Half:	6-18	33.3%	2nd half:	2-6	33.3%	Game:	8-24	33.3%						Rebounds		
	FT % 1st Half:	5-7	71.4%	2nd half:	16-22	72.7%	Game:	21-29	72.4%						3		

Officials: James Breeding, Zelton Steed, Tim Nestor
Technical fouls: Seton Hall-None, Florida-None.
Attendance: 1949
Advocare Invitational Game Four

Score by periods	1st	2nd	Total
Seton Hall	40	36	76
Florida	39	42	81

Last FG - SHU 2nd-00:33, UF 2nd-01:00.
Largest lead - SHU by 6 2nd-17:20, UF by 8 2nd-05:20.
SHU led for 09:34, UF led for 25:41. Game was tied for 04:40.

Points	In	Off	2nd	Fast	Bench
SHU	34	23	15	6	21
UF	24	16	12	4	34

Score tied - 8 times.
Lead changed - 12 times.

Official Basketball Box Score -- Game Totals -- Final Statistics Gonzaga vs Florida 11/25/16 9:30 pm ET at Lake Buena Vista, Fla. (HP Field House)

Gonzaga 77 • 5-0

#	Player	Total			3-Ptr			Rebounds			PF	TP	A	TO	Blk	Stl	Min
		FG-FGA	FG-FGA	FT-FTA	FG-FGA	FG-FGA	FT-FTA	Off	Def	Tot							
03	WILLIAMS, Johnathan	f	8-9	0-0	0-0	3	1	4	1	16	3	3	1	1	33		
24	KARNOWSKI, Przemek	c	3-7	0-0	0-1	2	3	5	5	6	2	0	1	1	19		
04	MATHEWS, Jordan	g	1-6	1-3	1-2	2	2	4	1	4	0	1	0	0	22		
05	WILLIAMS-GOSS, Nigel	g	5-12	1-3	3-4	0	5	5	5	14	3	4	0	1	33		
13	PERKINS, Josh	g	6-9	2-4	4-5	0	3	3	1	18	3	4	0	2	36		
00	MELSON, Silas	g	4-9	2-5	2-2	0	4	4	3	12	0	1	0	0	28		
32	COLLINS, Zach	g	2-5	0-0	0-0	1	2	3	3	4	0	2	1	1	15		
33	TILLIE, Killian	g	1-1	1-1	0-0	2	4	6	5	3	1	1	0	0	14		
	Team					2	2	4									
	Totals		30-58	7-16	10-14	12	26	38	24	77	12	16	3	6	200		
	FG % 1st Half:	13-30	43.3%	2nd half:	17-28	60.7%	Game:	30-58	51.7%						Deadball		
	3FG % 1st Half:	2-7	28.6%	2nd half:	5-9	55.6%	Game:	7-16	43.8%						Rebounds		
	FT % 1st Half:	4-5	80.0%	2nd half:	6-9	66.7%	Game:	10-14	71.4%						2		

Florida 72 • 5-1

#	Player	Total			3-Ptr			Rebounds			PF	TP	A	TO	Blk	Stl	Min
		FG-FGA	FG-FGA	FT-FTA	FG-FGA	FG-FGA	FT-FTA	Off	Def	Tot							
01	Robinson, Devin	f	6-13	0-3	6-6	1	4	5	0	18	0	0	1	1	34		
23	Leon, Justin	f	2-4	1-3	0-0	3	1	4	2	5	0	0	0	0	20		
15	Egbunu, John	c	4-8	0-0	4-5	3	4	7	1	12	0	0	4	0	28		
00	Hill, Kasey	g	1-4	0-0	6-6	1	3	4	3	8	7	2	1	2	32		
05	Allen, KeVaughn	g	7-17	1-7	0-0	1	0	1	4	15	0	2	0	0	27		
11	Chiozza, Chris	g	0-5	0-2	0-0	1	2	3	3	0	1	0	0	1	17		
13	Hayes, Kevarrius	g	1-3	0-0	0-1	1	1	2	3	2	0	1	0	1	12		
24	Barry, Canyon	g	3-9	0-3	6-6	3	2	5	1	12	1	2	0	2	26		
25	Stone, Keith	g	0-2	0-1	0-0	0	0	0	0	0	0	1	0	0	4		
	Team					2	1	3									
	Totals		24-65	2-19	22-24	16	18	34	17	72	9	8	6	7	200		
	FG % 1st Half:	13-33	39.4%	2nd half:	11-32	34.4%	Game:	24-65	36.9%						Deadball		
	3FG % 1st Half:	1-8	12.5%	2nd half:	1-11	9.1%	Game:	2-19	10.5%						Rebounds		
	FT % 1st Half:	10-11	90.9%	2nd half:	12-13	92.3%	Game:	22-24	91.7%						1		

Officials: Karl Hess, Raymie Styons, Olandis Poole
Technical fouls: Gonzaga-None, Florida-None.
Attendance: 2941
Advocare Invitational Game Eight

Score by periods	1st	2nd	Total
Gonzaga	32	45	77
Florida	37	35	72

Points	In	Off	2nd	Fast	Bench
GON	36	3	9	4	19
UF	26	13	18	2	14

Last FG - GON 2nd-01:09, UF 2nd-00:31.
Largest lead - GON by 9 2nd-05:34, UF by 11 1st-04:22.
GON led for 08:46, UF led for 27:28. Game was tied for 03:46.

Score tied - 6 times.
Lead changed - 1 time.

2016-17 MISCELLANEOUS STATS

Times Led UF in Scoring

<i>Includes times co-led</i>	Season	Career
KeVaughn Allen	2	11
Devin Robinson	2	10
Canyon Barry	2	2
Justin Leon	1	3
Kasey Hill	0	8
John Egbunu	0	5

Times Led UF in Rebounding

<i>Includes times co-led</i>	Season	Career
John Egbunu	5	12
Devin Robinson	1	11
Chris Chiozza	0	3
Kevarrius Hayes	0	2
Justin Leon	0	2
KeVaughn Allen	0	1
Schuyler Rimmer	0	1

Times Led UF in Assists

<i>Includes times co-led</i>	Season	Career
Kasey Hill	5	58
Chris Chiozza	2	28
KeVaughn Allen	1	2
Canyon Barry	1	1
Kevarrius Hayes	0	1

Double-Figure Scoring Games

	Season	Career
Devin Robinson	5	35
KeVaughn Allen	5	27
Canyon Barry	5	5
John Egbunu	3	25
Kasey Hill	1	25
Chris Chiozza	1	16
Justin Leon	1	8
Kevarrius Hayes	0	2

20-Point Games

	Season	Career
KeVaughn Allen	1	4
Canyon Barry	1	1
John Egbunu	0	2
Kasey Hill	0	1

Double-Figure Rebounding Games

	Season	Career
John Egbunu	2	9
Devin Robinson	0	4

Double-Doubles

	Season	Career
John Egbunu	0	6
Devin Robinson	0	3

Dunks (Season Total: 19)

	Season	Career
John Egbunu	10	85
Devin Robinson	4	39
Justin Leon	3	16
Kasey Hill	1	15
Keith Stone	1	1
KeVaughn Allen	0	13
Kevarrius Hayes	0	9
Schuyler Rimmer	0	1

Charges Drawn (Season Total: 5)

	Season	Career
Devin Robinson	2	11
KeVaughn Allen	2	2
Canyon Barry	1	1
Kevarrius Hayes	0	7
Justin Leon	0	6
Chris Chiozza	0	3
John Egbunu	0	1
Kasey Hill	0	1

Point Distribution (%)

Freshmen	8	1.7%
Sophomores	110	23.9%
Juniors	171	37.2%
Seniors	171	37.2%
TOTAL	460	

Technical Fouls

Opponents	0
Florida	0

Technical Foul Free Throws

Opponents	0-0
Florida	0-0

Opening Tips Controlled

Opponents	2
Florida	4

3-Second Violation

Opponents	0
Florida	0

Shot Clock Expired

Opponents	2
Florida	0

10-Second Violation

Opponents	0
Florida	0

Backcourt Violation

Opponents	1
Florida	0

Florida's First Sub

<i>Includes all when multiple players enter</i>	
Kevarrius Hayes	4
Canyon Barry	3
Chris Chiozza	1
Keith Stone	1

Scored UF's First Points

John Egbunu	2
Devin Robinson	2
Kasey Hill	1
Justin Leon	1

How Scored UF's First Points

Jump Shot	3
Dunk	1
Free Throw	1
3-Pointer	1
Layup	0

Three-Point Plays

<i>Ordered by most opportunities</i>	Season	Career
Devin Robinson	4-4	19-24
Canyon Barry	3-3	3-3
Chris Chiozza	1-2	4-7
Kevarrius Hayes	1-2	2-6
KeVaughn Allen	1-1	8-8
Schuyler Rimmer	1-1	1-1
Justin Leon	0-1	1-3
Kasey Hill	0-0	9-23
John Egbunu	0-0	10-22
TOTALS	11-14	57-97

Four-Point Plays

	Season	Career
Chris Chiozza	0-0	1-1
TOTALS	0-0	1-1

3-Pointer Streak - Team

Florida:	838 (at UK, 1/11/92)
Opponents:	598 (FAMU,12/04/99)

Players in Double Figures

Players	Games
1	0
2	0
3	3
4	3
5	0
6	0

Runs of 10-0 or Better

Run	Occurrences
10-0	2
11-0	1
12-0	2
15-0	2
16-0	

Largest run: 16-0 vs. Belmont, 11/21/16

Lineups and Record

<i>Listed by position 1-5; Ordered by most wins</i>	
Hill, Allen, Robinson, Leon, Egbunu	5-1

2016-17 MISCELLANEOUS STATS

Note: Streak stats below are consecutive **team** games. A player's streak starts over if he misses a game.

Consecutive Games Played

Kasey Hill 86; Chris Chiozza 75; Devin Robinson 75; KeVaughn Allen 42; Justin Leon 21; Kevarrius Hayes 16; Canyon Barry 6; John Egbunu 6; Keith Stone 6

Consecutive Starts

KeVaughn Allen 32; Devin Robinson 15; Kasey Hill 9; John Egbunu 6; Justin Leon 6

Consecutive Games Scored

KeVaughn Allen 26; Devin Robinson 22; Kasey Hill 15; Canyon Barry 6; John Egbunu 6; Justin Leon 2; Kevarrius Hayes 1

Consecutive Games with a 3-Pointer

KeVaughn Allen 5; Justin Leon 2

Consecutive Games with a Rebound

Chris Chiozza 28; Justin Leon 21; Devin Robinson 14; Kasey Hill 10; KeVaughn Allen 8; Canyon Barry 6; John Egbunu 6; Kevarrius Hayes 1

Consecutive Games with an Assist

Chris Chiozza 32; Kasey Hill 17; Canyon Barry 2

Consecutive Made Free Throws

	Active Streak	Season High
KeVaughn Allen	20	15
Devin Robinson	9	9
Canyon Barry	6	9
Chris Chiozza	6	6
Kasey Hill	6	6
John Egbunu	4	4
Keith Stone	2	2
Schuyler Rimmer	2	1
Kevarrius Hayes	0	5
Justin Leon	0	2
Gorjok Gak	0	1
Eric Hester	0	1

Scoring Margin

Largest Lead: 25, 2x, last vs. Belmont (at Tampa), 11/21/16

Largest Deficit: 9, vs. Gonzaga (at Orlando), 11/25/16

Largest Deficit Overcome: 6, vs. Seton Hall (at Orlando), 11/24/16

Largest Lead Lost: 11, vs. Gonzaga (at Orlando), 11/25/16

Situational Records

	2016-17	Under White
Controlling the Tip	4-0	17-6
Scoring First	3-1	20-5
Leading at Half	4-1	22-3
Trailing at Half	1-0	4-13
Tied at Half	0-0	0-0
Leading with 5:00 Left	5-0	25-1
Trailing with 5:00 Left	0-1	1-15
Tied with 5:00 Left	0-0	0-0
In Overtime	0-0	0-1
When UF Outrebounds Opponent	3-0	16-7
When UF is Outrebounded	2-1	10-9
When Rebounds are the Same	0-0	0-0
When UF Commits More Turnovers	0-0	5-5
When UF Forces More Turnovers	3-1	16-10
When Turnovers are the Same	2-0	5-1
When UF Has More Free Throw Attempts	5-1	20-8
When Opponent Has More Free Throw Attempts	0-0	5-8
When Free Throw Attempts are the Same	0-0	1-0
When UF Shoots 45% or Better from the Field	2-0	12-1
When UF Shoots Less Than 45% from the Field	3-1	14-15
When Opponent Shoots 45% or Better from the Field	0-1	2-8
When Opponent Shoots Less Than 45% from the Field	5-0	24-8
When UF Shoots Better Than Opponent from the Field	4-0	22-1
When Opponent Shoots Better Than UF from the Field	1-1	4-15
When UF Shoots 40% or Better from 3-Point Range	1-0	9-1
When UF Shoots Less Than 40% from 3-Point Range	4-1	16-15
When UF Shoots Better Than Opponent from 3-Point Range	1-0	13-3
When UF Shoots 75% or Better from the Line	3-1	7-4
When UF Shoots Less Than 75% from the Line	2-0	19-12
When UF Bench Outscores Opponent's	5-0	20-9
When Opponent Bench Outscores UF's	0-1	5-7
When Bench Scoring is the Same	0-0	1-0
Following a UF win	4-1	14-12
Following a UF loss	0-0	10-4
When 3 or More Players Score in Double Figures	5-1	23-15
When 4 or More Players Score in Double Figures	2-1	15-9
When 5 or More Players Score in Double Figures	0-0	7-1
In White Uniforms	4-1	21-7
In Blue Uniforms	0-0	3-6
In Orange Uniforms	1-0	2-3
In November	5-1	10-2
In December	0-0	3-3
In January	0-0	6-3
In February	0-0	3-5
In March	0-0	4-3
In April	0-0	0-0
On Sunday	1-0	2-1
On Monday	1-0	2-0
On Tuesday	0-0	6-6
On Wednesday	0-0	2-2
On Thursday	2-0	3-0
On Friday	1-1	3-2
On Saturday	0-0	8-5

2016-17 Florida Men's Basketball
Florida Combined Team Statistics (as of Nov 26, 2016)
All games

RECORD:	OVERALL	HOME	AWAY	NEUTRAL
ALL GAMES	5-1	0-0	0-0	5-1
CONFERENCE	0-0	0-0	0-0	0-0
NON-CONFERENCE	5-1	0-0	0-0	5-1

##	Player	gp-gs	min	avg	Total		3-Point		F-Throw		Rebounds				pf	dq	a	to	blk	stl	pts	avg	
					fg-fga	fg%	3fg-fga	3fg%	ft-fta	ft%	off	def	tot	avg									
24	Barry, Canyon	6-0	147	24.5	26-57	.456	7-25	.280	26-31	.839	10	18	28	4.7	3	0	4	6	1	5	85	14.2	
05	Allen, KeVaughn	6-6	174	29.0	30-74	.405	10-34	.294	15-15	1.000	3	13	16	2.7	9	0	9	13	4	9	85	14.2	
01	Robinson, Devin	6-6	152	25.3	26-46	.565	5-14	.357	17-19	.895	11	23	34	5.7	14	1	5	6	3	7	74	12.3	
15	Egbunu, John	6-6	147	24.5	20-45	.444	0-0	.000	19-29	.655	24	27	51	8.5	14	0	2	8	13	4	59	9.8	
23	Leon, Justin	6-6	141	23.5	16-34	.471	9-19	.474	2-5	.400	13	14	27	4.5	14	0	2	5	1	3	43	7.2	
00	Hill, Kasey	6-6	168	28.0	12-37	.324	1-8	.125	15-20	.750	3	12	15	2.5	15	1	24	16	2	7	40	6.7	
11	Chiozza, Chris	6-0	114	19.0	9-28	.321	3-11	.273	17-23	.739	3	10	13	2.2	20	1	12	5	0	9	38	6.3	
13	Hayes, Kevarrius	6-0	82	13.7	8-19	.421	0-0	.000	9-13	.692	8	10	18	3.0	13	0	1	3	12	2	25	4.2	
25	Stone, Keith	6-0	47	7.8	2-15	.133	0-6	.000	2-2	1.000	2	4	6	1.0	4	0	5	3	2	0	6	1.0	
32	Rimmer, Schuyler	3-0	6	2.0	1-2	.500	0-1	.000	1-1	1.000	0	1	1	0.3	2	0	0	1	1	0	3	1.0	
02	Hester, Eric	3-0	8	2.7	0-3	.000	0-3	.000	1-2	.500	0	1	1	0.3	1	0	0	1	0	2	1	0.3	
12	Gak, Gorjok	4-0	14	3.5	0-1	.000	0-0	.000	1-2	.500	1	3	4	1.0	5	0	0	1	0	0	1	0.3	
Team											10	10	20										
Total.....		6	1200		150-361	.416	35-121	.289	125-162	.772	88	146	234	39.0	114	3	64	69	39	48	460	76.7	
Opponents.....		6	1200		143-345	.414	43-123	.350	64-103	.621	77	142	219	36.5	144	-	56	102	18	29	393	65.5	

TEAM STATISTICS	UF	OPP	Date	Opponent	Score	Att.	
SCORING	460	393	1	11/11/16	vs FGCU	w 80-59	5212
Points per game	76.7	65.5	1	11/13/16	vs Mercer	w 76-54	3716
Scoring margin	+11.2	-	2	11/17/16	vs St. Bonaventure	w 73-66	4133
FIELD GOALS-ATT	150-361	143-345	3	11/21/16	vs Belmont	w 78-61	6650
Field goal pct	.416	.414	4	11/24/16	vs Seton Hall	w 81-76	1949
3 POINT FG-ATT	35-121	43-123	4	11/25/16	vs Gonzaga	L 72-77	2941
3-point FG pct	.289	.350					
3-pt FG made per game	5.8	7.2	* = Conference game				
FREE THROWS-ATT	125-162	64-103	1 = Jacksonville Veterans Memorial Arena; Jacksonville, Fla.				
Free throw pct	.772	.621	2 = The Lakeland Center; Lakeland, Fla.				
F-Throws made per game	20.8	10.7	3 = Amalie Arena; Tampa, Fla.				
REBOUNDS	234	219	4 = HP Field House; Orlando, Fla.; AdvoCare Invitational				
Rebounds per game	39.0	36.5					
Rebounding margin	+2.5	-					
ASSISTS	64	56					
Assists per game	10.7	9.3					
TURNOVERS	69	102					
Turnovers per game	11.5	17.0					
Turnover margin	+5.5	-					
Assist/turnover ratio	0.9	0.5					
STEALS	48	29					
Steals per game	8.0	4.8					
BLOCKS	39	18					
Blocks per game	6.5	3.0					
ATTENDANCE	0	24601					
Home games-Avg/Game	0-0	0-0					
Neutral site-Avg/Game	-	6-4100					

Score by Periods	1st	2nd	Totals
Florida	228	232	460
Opponents	179	214	393

2016-17 Florida Men's Basketball
Florida Category Leaders (as of Nov 26, 2016)
All games

Points	G	Pts	Pts/G
Allen, KeVaughn	6	85	14.2
Barry, Canyon	6	85	14.2
Robinson, Devin	6	74	12.3
Egbunu, John	6	59	9.8
Leon, Justin	6	43	7.2
Hill, Kasey	6	40	6.7
Chiozza, Chris	6	38	6.3
Hayes, Kevarrus	6	25	4.2
Stone, Keith	6	6	1.0
Rimmer, Schuyler	3	3	1.0
Gak, Gorjok	4	1	0.3
Hester, Eric	3	1	0.3

FG Percentage	FG	Att	Pct
Robinson, Devin	26	46	.565
Rimmer, Schuyler	1	2	.500
Leon, Justin	16	34	.471
Barry, Canyon	26	57	.456
Egbunu, John	20	45	.444
Hayes, Kevarrus	8	19	.421
Allen, KeVaughn	30	74	.405
Hill, Kasey	12	37	.324
Chiozza, Chris	9	28	.321
Stone, Keith	2	15	.133
Hester, Eric	0	3	.000
Gak, Gorjok	0	1	.000

3-Point Percentage	3FG	Att	Pct
Leon, Justin	9	19	.474
Robinson, Devin	5	14	.357
Allen, KeVaughn	10	34	.294
Barry, Canyon	7	25	.280
Chiozza, Chris	3	11	.273
Hill, Kasey	1	8	.125
Stone, Keith	0	6	.000
Hester, Eric	0	3	.000
Rimmer, Schuyler	0	1	.000

Free Throw Percent	FG	Att	Pct
Allen, KeVaughn	15	15	1.000
Rimmer, Schuyler	1	1	1.000
Stone, Keith	2	2	1.000
Robinson, Devin	17	19	.895
Barry, Canyon	26	31	.839
Hill, Kasey	15	20	.750
Chiozza, Chris	17	23	.739
Hayes, Kevarrus	9	13	.692
Egbunu, John	19	29	.655
Hester, Eric	1	2	.500
Gak, Gorjok	1	2	.500
Leon, Justin	2	5	.400

Scoring Average	G	Pts	Avg/G
Barry, Canyon	6	85	14.2
Allen, KeVaughn	6	85	14.2
Robinson, Devin	6	74	12.3
Egbunu, John	6	59	9.8
Leon, Justin	6	43	7.2
Hill, Kasey	6	40	6.7
Chiozza, Chris	6	38	6.3
Hayes, Kevarrus	6	25	4.2
Stone, Keith	6	6	1.0
Rimmer, Schuyler	3	3	1.0
Hester, Eric	3	1	0.3
Gak, Gorjok	4	1	0.3

Field Goal Attempts	G	Att	Att/G
Allen, KeVaughn	6	74	12.3
Barry, Canyon	6	57	9.5
Robinson, Devin	6	46	7.7
Egbunu, John	6	45	7.5
Hill, Kasey	6	37	6.2

Field Goals Made	G	Made	Made/G
Allen, KeVaughn	6	30	5.0
Barry, Canyon	6	26	4.3
Robinson, Devin	6	26	4.3
Egbunu, John	6	20	3.3
Leon, Justin	6	16	2.7

3-Point FG Attempts	G	Att	Att/G
Allen, KeVaughn	6	34	5.7
Barry, Canyon	6	25	4.2
Leon, Justin	6	19	3.2
Robinson, Devin	6	14	2.3
Chiozza, Chris	6	11	1.8

3-Point FG Made	G	Made	Made/G
Allen, KeVaughn	6	10	1.7
Leon, Justin	6	9	1.5
Barry, Canyon	6	7	1.2
Robinson, Devin	6	5	0.8
Chiozza, Chris	6	3	0.5

Free Throw Attempts	G	Att	Att/G
Barry, Canyon	6	31	5.2
Egbunu, John	6	29	4.8
Chiozza, Chris	6	23	3.8
Hill, Kasey	6	20	3.3
Robinson, Devin	6	19	3.2

Free Throws Made	G	Made	Made/G
Barry, Canyon	6	26	4.3
Egbunu, John	6	19	3.2
Robinson, Devin	6	17	2.8
Chiozza, Chris	6	17	2.8
Allen, KeVaughn	6	15	2.5
Hill, Kasey	6	15	2.5

2016-17 Florida Men's Basketball
Florida Category Leaders (as of Nov 26, 2016)
All games

Rebounds	G	Reb	Reb/G
Egbunu, John	6	51	8.5
Robinson, Devin	6	34	5.7
Barry, Canyon	6	28	4.7
Leon, Justin	6	27	4.5
Hayes, Kevarrius	6	18	3.0

Assists	G	No.	Ast/G
Hill, Kasey	6	24	4.0
Chiozza, Chris	6	12	2.0
Allen, KeVaughn	6	9	1.5
Stone, Keith	6	5	0.8
Robinson, Devin	6	5	0.8

Rebound Average	G	Reb	Avg/G
Egbunu, John	6	51	8.5
Robinson, Devin	6	34	5.7
Barry, Canyon	6	28	4.7
Leon, Justin	6	27	4.5
Hayes, Kevarrius	6	18	3.0

Steals	G	No.	Stl/G
Chiozza, Chris	6	9	1.5
Allen, KeVaughn	6	9	1.5
Hill, Kasey	6	7	1.2
Robinson, Devin	6	7	1.2
Barry, Canyon	6	5	0.8

Offensive Rebounds	G	No.	Avg/G
Egbunu, John	6	24	4.0
Leon, Justin	6	13	2.2
Robinson, Devin	6	11	1.8
Barry, Canyon	6	10	1.7
Hayes, Kevarrius	6	8	1.3

Blocked Shots	G	No.	Blk/G
Egbunu, John	6	13	2.2
Hayes, Kevarrius	6	12	2.0
Allen, KeVaughn	6	4	0.7
Robinson, Devin	6	3	0.5
Stone, Keith	6	2	0.3
Hill, Kasey	6	2	0.3

Defensive Rebounds	G	No.	Avg/G
Egbunu, John	6	27	4.5
Robinson, Devin	6	23	3.8
Barry, Canyon	6	18	3.0
Leon, Justin	6	14	2.3
Allen, KeVaughn	6	13	2.2

Minutes	G	No.	Min/G
Allen, KeVaughn	6	174	29.0
Hill, Kasey	6	168	28.0
Robinson, Devin	6	152	25.3
Barry, Canyon	6	147	24.5
Egbunu, John	6	147	24.5

Fouls	G	No.	Per/G
Chiozza, Chris	6	20	3.3
Hill, Kasey	6	15	2.5
Egbunu, John	6	14	2.3
Robinson, Devin	6	14	2.3
Leon, Justin	6	14	2.3

Turnovers	G	No.	TO/G
Hill, Kasey	6	16	2.7
Allen, KeVaughn	6	13	2.2
Egbunu, John	6	8	1.3
Barry, Canyon	6	6	1.0
Robinson, Devin	6	6	1.0

Foulsouts	G	No.
Robinson, Devin	6	1
Chiozza, Chris	6	1
Hill, Kasey	6	1

2016-17 Florida Men's Basketball
Florida Team Game-by-Game Comparison (as of Nov 26, 2016)
All games

Opponent	1st	2nd	Score	Mar	Total FG	FG Pct	3-Pointers	3FG Pct	Free Throws	FT Pct	Rebounds	Assist	T/Over	Block	Steal	Fouls
FGCU	40/35	40/24	80-59	+21	28-62/23-59	.452/.390	4-15/8-20	.267/.400	20-26/5-11	.769/.455	41/38 +3	11/8	7/19	9/2	13/1	16/22
Mercer	36/14	40/40	76-54	+22	22-61/19-51	.361/.373	8-25/7-19	.320/.368	24-30/9-17	.800/.529	47/32 +15	14/9	13/17	6/4	6/6	18/31
St. Bonaventure	38/32	35/34	73-66	+7	23-56/24-63	.411/.381	8-17/9-27	.471/.333	19-29/9-14	.655/.643	41/36 +5	10/8	17/17	6/8	7/8	15/23
Belmont	38/26	40/35	78-61	+17	27-59/20-51	.458/.392	5-21/7-27	.238/.259	19-24/14-22	.792/.636	33/35 (2)	12/11	12/21	5/0	11/3	23/18
Seton Hall	39/40	42/36	81-76	+5	26-58/27-63	.448/.429	8-24/5-14	.333/.357	21-29/17-25	.724/.680	38/40 (2)	8/8	12/12	7/1	4/5	25/26
Gonzaga	37/32	35/45	72-77	(5)	24-65/30-58	.369/.517	2-19/7-16	.105/.438	22-24/10-14	.917/.714	34/38 (4)	9/12	8/16	6/3	7/6	17/24

Note: Game totals are displayed in the format TEAM/OPPONENT for each category

2016-17 Florida Men's Basketball
Florida Team Game-by-Game (as of Nov 26, 2016)
All games

TEAM STATISTICS

Opponent	Date	Score		Total		3-Pointers		Free throws		Rebounds				pf	a	t/o	blk	stl	pts	avg
				fg-fga	pct	3fg-fga	pct	ft-fa	pct	off	def	tot	avg							
vs FGCU	11/11/16	80-59	W	28-62	.452	4-15	.267	20-26	.769	15	26	41	41.0	16	11	7	9	13	80	80.0
vs Mercer	11/13/16	76-54	W	22-61	.361	8-25	.320	24-30	.800	20	27	47	44.0	18	14	13	6	6	76	78.0
vs St. Bonaventure	11/17/16	73-66	W	23-56	.411	8-17	.471	19-29	.655	16	25	41	43.0	15	10	17	6	7	73	76.3
vs Belmont	11/21/16	78-61	W	27-59	.458	5-21	.238	19-24	.792	9	24	33	40.5	23	12	12	5	11	78	76.8
vs Seton Hall	11/24/16	81-76	W	26-58	.448	8-24	.333	21-29	.724	12	26	38	40.0	25	8	12	7	4	81	77.6
vs Gonzaga	11/25/16	72-77	L	24-65	.369	2-19	.105	22-24	.917	16	18	34	39.0	17	9	8	6	7	72	76.7
Florida		460		150-361	.416	35-121	.289	125-162	.772	88	146	234	39.0	114	64	69	39	48	460	76.7
Opponents		393		143-345	.414	43-123	.350	64-103	.621	77	142	219	36.5	144	56	102	18	29	393	65.5

Games played: 6
Points/game: 76.7
FG Pct: 41.6
3FG Pct: 28.9
FT Pct: 77.2

Rebounds/game: 39.0
Assists/game: 10.7
Turnovers/game: 11.5
Assist/turnover ratio: 0.9
Steals/game: 8.0
Blocks/game: 6.5

2016-17 Florida Men's Basketball
Florida Opponent Game-by-Game (as of Nov 26, 2016)
All games

OPPONENT STATISTICS

Opponent	Date	Score		Total		3-Pointers		Free throws		Rebounds				pf	a	t/o	blk	stl	pts	avg
				fg-fga	pct	3fg-fga	pct	ft-fta	pct	off	def	tot	avg							
vs FGCU	11/11/16	80-59	W	23-59	.390	8-20	.400	5-11	.455	14	24	38	38.0	22	8	19	2	1	59	59.0
vs Mercer	11/13/16	76-54	W	19-51	.373	7-19	.368	9-17	.529	10	22	32	35.0	31	9	17	4	6	54	56.5
vs St. Bonaventure	11/17/16	73-66	W	24-63	.381	9-27	.333	9-14	.643	15	21	36	35.3	23	8	17	8	8	66	59.7
vs Belmont	11/21/16	78-61	W	20-51	.392	7-27	.259	14-22	.636	11	24	35	35.2	18	11	21	0	3	61	60.0
vs Seton Hall	11/24/16	81-76	W	27-63	.429	5-14	.357	17-25	.680	15	25	40	36.2	26	8	12	1	5	76	63.2
vs Gonzaga	11/25/16	72-77	L	30-58	.517	7-16	.438	10-14	.714	12	26	38	36.5	24	12	16	3	6	77	65.5
Opponents		393		143-345	.414	43-123	.350	64-103	.621	77	142	219	36.5	144	56	102	18	29	393	65.5
Florida		460		150-361	.416	35-121	.289	125-162	.772	88	146	234	39.0	114	64	69	39	48	460	76.7

Games played: 6
Points/game: 65.5
FG Pct: 41.4
3FG Pct: 35.0
FT Pct: 62.1

Rebounds/game: 36.5
Assists/game: 9.3
Turnovers/game: 17.0
Assist/turnover ratio: 0.5
Steals/game: 4.8
Blocks/game: 3.0

2016-17 Florida Men's Basketball
Florida Points-Rebounds-Assists (as of Nov 26, 2016)
All games

Opponent	Date	Score		00	01	02	05	11	12	13
				HILL,KASEY	ROBINSON,D	HESTER,ERI	ALLEN,KEVA	CHIOZZA,CH	GAK,GORJOK	HAYES,KEVA
vs FGCU	11/11/16	80-59	w	11-3-4	14-6-0	0-1-0	6-2-2	6-2-4	0-0-0	9-5-1
vs Mercer	11/13/16	76-54	w	6-3-2	12-9-1	1-0-0	13-3-5	4-1-2	1-2-0	4-4-0
vs St. Bonaventure	11/17/16	73-66	w	4-2-4	14-7-1	DNP	16-3-1	6-4-2	DNP	3-3-0
vs Belmont	11/21/16	78-61	w	5-1-5	11-4-2	0-0-0	14-1-0	8-2-1	0-2-0	7-4-0
vs Seton Hall	11/24/16	81-76	w	6-2-2	5-3-1	DNP	21-6-1	14-1-2	0-0-0	0-0-0
vs Gonzaga	11/25/16	72-77	L	8-4-7	18-5-0	DNP	15-1-0	0-3-1	DNP	2-2-0

Opponent	Date	Score		15	23	24	25	32
				EGBUNU,JOH	LEON,JUSTI	BARRY,CANY	STONE,KEIT	RIMMER,SCH
vs FGCU	11/11/16	80-59	w	13-8-0	8-3-0	13-6-0	0-2-0	0-0-0
vs Mercer	11/13/16	76-54	w	6-8-0	17-5-1	7-4-0	2-3-3	3-0-0
vs St. Bonaventure	11/17/16	73-66	w	8-10-1	6-3-0	16-5-1	0-0-0	DNP
vs Belmont	11/21/16	78-61	w	12-8-1	0-5-1	17-2-0	4-1-2	0-1-0
vs Seton Hall	11/24/16	81-76	w	8-10-0	7-7-0	20-6-2	0-0-0	DNP
vs Gonzaga	11/25/16	72-77	L	12-7-0	5-4-0	12-5-1	0-0-0	DNP