



CRIMSON TIDE

BASKETBALL

21 NCAA Appearances » 15 Combined SEC Titles » 2nd in SEC History in Total League Wins » 2nd in SEC History in Winning Percentage

A

GAME 7



10/9 ALABAMA VS MIAMI

NOVEMBER 28, 2021 / 6:30 P.M. ET / ORLANDO, FLA.

HP FIELDHOUSE (5,000)

TV: ESPNU

(Play-By-Play: Doug Sherman, Analyst: Daymeon Fishback)

RADIO: CRIMSON TIDE SPORTS NETWORK | SIRIUS/XM 84/84

Play-By-Play: Roger Hoover, Analyst: Bryan Passink

CRIMSON TIDE

2021-22 Record	5-1
2021-22 SEC Record	0-0
Leading Scorer	Jaden Shackelford (18.5)
Leading Rebounder	Keon Ellis (7.8)
Leader in Assists	JD Davison (4.0)
Leader in Steals	Keon Ellis (2.0)
Leader in Blocks	Charles Bediako (2.0)
Head Coach	Nate Oats
Record at Alabama (Years)	47-23 (3rd)
Career Record (Years)	143-66 (7th)

HURRICANES

2021-22 Record	4-2
2021-22 ACC Record	0-0
Leading Scorer	Kameron McGusty (17.0)
Leading Rebounder	Kameron McGusty (6.7)
Leader in Assists	Charlie Moore (2.8)
Leader in Steals	Charlie Moore (1.8)
Leader in Blocks	Sam Waardenburg (1.8)
Head Coach	Jim Larranaga
Record at Miami (Years)	204-132 (11th)
Career Record (Years)	674-466 (38th)

NUGGETS YOU NEED TO KNOW

- Alabama will conclude the ESPN Events Invitational Sunday evening as the final contest of the three-day, 12-game tournament, when it takes on the Miami Hurricanes at 5:30 p.m. CT (6:30 p.m. ET) on ESPNU.
- The Crimson Tide will be looking for its second win in Orlando after splitting its first two contests at the event. Alabama dropped and 72-68 decision Thursday to Iowa in the opening round and followed that with an 80-71 victory over Drake Friday, improving to 5-1 on the year.
- Guards Jahvon Quinerly and Jaden Shackelford each are averaging 16.5 ppg over the Tide's two tournament games, with Quinerly leading the team with 3.0 assists a contest. Meanwhile, Juwan Gary is collecting 9.0 points and leads the team with 8.5 rebounds per game and 66.7 percent (8-of-12) field goal percentage from the floor across the Tide's two contests.
- As a team, Alabama is shooting an impressive 49.6 percent (56-of-113) from the floor during the ESPN Events Invitational, while owning a +4.5 advantage on the glass (36.5-32.0). However, UA has struggled from beyond the arc (27.8 percent on 10-of-36 shooting) and at the charity stripe (55.3 percent on 26-of-47 attempts).
- The Crimson Tide is led by a trio of guards who average double figures in Jaden Shackelford (18.5 ppg), Jahvon Quinerly (15.8 ppg) and Keon Ellis (11.8 ppg). Combined, the trio combines to account for 59 percent (46.1 of the 84.0 points per game average), 74 percent of the three-pointers made (39 of 53), 57 percent field goals made (105 of 185) and 59 percent of the total free throws made (48 of 81).
- Alabama challenged itself with what is one the toughest non-conference schedule in the nation this season. In addition to taking on seven preseason conference favorites, the Tide will face four non-conference opponents currently ranked in the poll's top-12 of the latest AP Poll – No. 1 Gonzaga, No. 6 Baylor, No. 9 Memphis, No. 12 Houston (possibility of playing No. 4 Kansas in Orlando). In all, the Tide will have 16 games against teams either ranked or receiving votes in this week's AP Poll.
- UP NEXT:** Alabama will take on the nation's top-ranked team when it travels to Seattle, Wash., to take on the Gonzaga Bulldogs on Dec. 4 at 7 p.m. CT on ESPN2.

2021-22 SCHEDULE

OPPONENT	TV	TIME
OCTOBER		
24 LOUISIANA (EXH)		W, 73-68
NOVEMBER		
9 LOUISIANA TECH	SEC Network	W, 93-64
12 SOUTH DAKOTA STATE	SECN+	W, 104-88
16 SOUTH ALABAMA	SECN+	W, 73-68
19 OAKLAND	SECN+	W, 86-59
25 vs. Iona ¹	ESPN2	L, 68-72
26 vs. Drake ¹	ESPNU	W, 80-71
28 vs. Miami ¹	ESPNU	5:30 p.m.
DECEMBER		
4 vs. Gonzaga ²	ESPN2	7 p.m.
11 HOUSTON	ESPN2	9 p.m.
14 at Memphis	ESPN2	8 p.m.
18 JACKSONVILLE ST	SEC Network	7:30 p.m.
21 vs. Colorado State ³	SECN+	6 p.m.
29 TENNESSEE*	ESPN2	8 p.m.
JANUARY		
5 at Florida*	ESPN2/U	6 p.m.
8 at Missouri*	SEC Network	2:30 p.m.
11 AUBURN*	ESPN2/U	8 p.m.
15 at Mississippi State*	SEC Network	5 p.m.
19 LSU*	ESPN2	6 p.m.
22 MISSOURI*	SEC Network	5 p.m.
25 at Georgia*	SEC Network	5:30 p.m.
29 BAYLOR ³	ESPN/ESPN2	3 p.m.
FEBRUARY		
1 at Auburn*	ESPN2	8 p.m.
5 KENTUCKY*	ESPN2	7 p.m.
9 at Ole Miss*	SEC Network	7:30 p.m.
12 ARKANSAS*	ESPN2	11 a.m.
16 MISSISSIPPI STATE*	ESPN2/U	6 p.m.
19 at Kentucky*	CBS	12 p.m.
22 at Vanderbilt*	SEC Network	8 p.m.
26 SOUTH CAROLINA	SEC Network	5 p.m.
MARCH		
2 TEXAS A&M*	SEC Network	6 p.m.
5 at LSU*	CBS	11 a.m.
9-13 at SEC Tournament ⁴	TBA	TBA

- 1 ESPN Events Invitational (Orlando)
 2 Battle in Seattle (Seattle, Wash.)
 3 C.M. Newton Classic (Birmingham, Ala.)
 4 Big 12/SEC Challenge
 5 SEC Tournament (Tampa, Fla.)
 * Southeastern Conference game

BOLD indicates home game

Follow us: Twitter, Instagram and Facebook at @AlabamaMBB



Follow ALABAMA MEN'S BASKETBALL on the social media sites listed for up-to-date news, exclusive content and more.

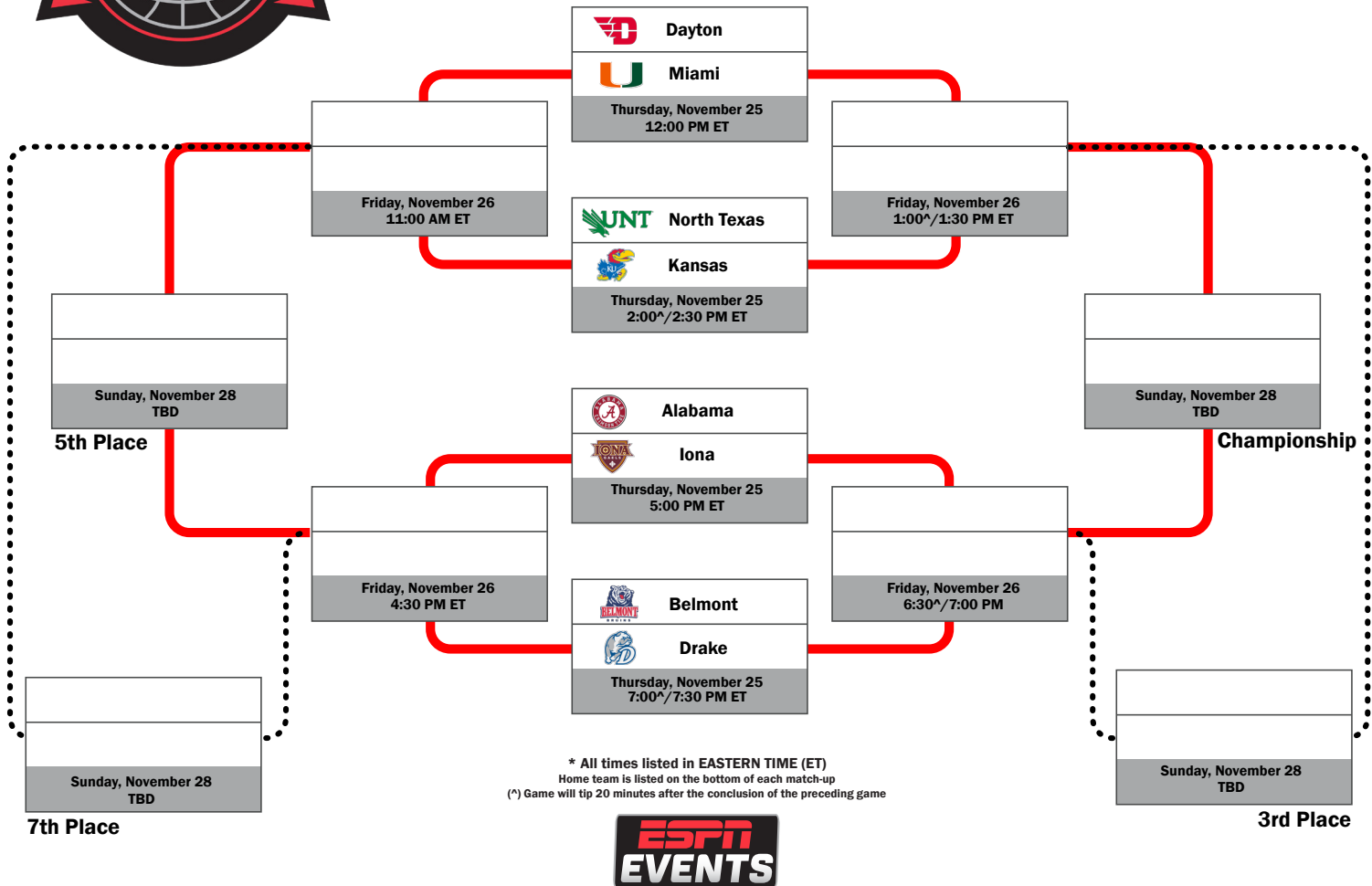
2021-22 OVERALL RECORDS • 5-1 / SEC • 0-0 / HOME • 3-0 / AWAY • 0-0 / NEUTRAL • 1-1
PREVIOUS GAME STARTERS HIGHLIGHTED IN SHADED BOX

0		<div>NOAH GURLEY</div> <div>F • 6-8 • 210 • Gr. • Fayetteville, Ga.</div> <table><tr><th>PPG</th><th>RPG</th><th>APG</th><th>SPG</th><th>BPG</th><th>MPG</th></tr><tr><td>7.3</td><td>4.0</td><td>0.5</td><td>0.8</td><td>0.7</td><td>20.2</td></tr></table>	PPG	RPG	APG	SPG	BPG	MPG	7.3	4.0	0.5	0.8	0.7	20.2	<div>LAST GAME: 8 pts, 3 rebs, 1 blk vs. Drake</div> <div>NOTES: High profile transfer from Furman ... made 83 starts in 88 games, including 62 consecutive ... career totals of 1,113 points, 405 rebounds, 59 double-figure scoring contests and 14 games of scoring 20 or more ... finished his Furman career as a three-time All-SoCon honoree and named to 2021 All-SoCon All-Tournament Team.</div>	<div>SEASON HIGHS</div> <div>Pts: 9 2x, last vs. South Ala. (11/16/21)</div> <div>Rebs: 7 vs. Oakland (11/19/21)</div> <div>Asts: 2 vs. La Tech (11/9/21)</div> <div>Blks: 2 vs. Oakland (11/19/21)</div>
PPG	RPG	APG	SPG	BPG	MPG											
7.3	4.0	0.5	0.8	0.7	20.2											
1		<div>JUSAUN HOLT</div> <div>G • 6-6 • 190 • Fr. • Roswell, Ga.</div> <table><tr><th>PPG</th><th>RPG</th><th>APG</th><th>SPG</th><th>BPG</th><th>MPG</th></tr><tr><td>0.0</td><td>3.0</td><td>0.0</td><td>0.0</td><td>0.3</td><td>8.1</td></tr></table>	PPG	RPG	APG	SPG	BPG	MPG	0.0	3.0	0.0	0.0	0.3	8.1	<div>LAST GAME: DNP vs. Drake (coach's decision)</div> <div>NOTES: Four-star signee and No. 5 ranked player overall in Georgia by Rivals ... good size for a wing and deep-shooting ability... helped lead St. Francis HS to back-to-back state titles ... earned second team All-Region honors and selected to AJC North Fulton second team ... first recruit to come out of Atlanta since Collin Sexton.</div>	<div>SEASON HIGHS</div> <div>Pts:</div> <div>Rebs: 3 vs. South Alabama (11/16/21)</div> <div>Asts:</div> <div>Stls:</div>
PPG	RPG	APG	SPG	BPG	MPG											
0.0	3.0	0.0	0.0	0.3	8.1											
2		<div>DARIUS MILES</div> <div>F • 6-6 • 185 • So. • Washington, D.C.</div> <table><tr><th>PPG</th><th>RPG</th><th>APG</th><th>SPG</th><th>3FG%</th><th>MPG</th></tr><tr><td>9.0</td><td>2.7</td><td>0.5</td><td>0.8</td><td>.462</td><td>16.9</td></tr></table>	PPG	RPG	APG	SPG	3FG%	MPG	9.0	2.7	0.5	0.8	.462	16.9	<div>LAST GAME: 6 pts, 2 rebs, 2 blks vs. Drake</div> <div>NOTES: Played in 17 contests last year ... showed flashes of his ability to finish in transition with a dunk on Sportscenter Top-10 ... IMG Academy product ranked 26th-best small forward in the nation by Rivals ... a wiry, aggressive player who can slash to the basket ... capable of making the three-point shot.</div>	<div>SEASON HIGHS</div> <div>Pts: 13 vs. SDSU (11/12/21)</div> <div>Rebs: 4 vs. SDSU (11/12/21)</div> <div>Asts: 2 vs. South Alabama (11/16/21)</div> <div>Stls: 3 vs. South Alabama (11/16/21)</div>
PPG	RPG	APG	SPG	3FG%	MPG											
9.0	2.7	0.5	0.8	.462	16.9											
3		<div>JD DAVISON</div> <div>G • 6-3 • 175 • Fr. • Letohatchee, Ala.</div> <table><tr><th>PPG</th><th>RPG</th><th>APG</th><th>SPG</th><th>BPG</th><th>MPG</th></tr><tr><td>7.5</td><td>4.5</td><td>4.0</td><td>0.5</td><td>0.3</td><td>23.8</td></tr></table>	PPG	RPG	APG	SPG	BPG	MPG	7.5	4.5	4.0	0.5	0.3	23.8	<div>LAST GAME: 7 pts, 5 rebs, 3 asts vs. Drake</div> <div>NOTES: Extremely athletic and explosive with creative finishing and a strong will to win ... consensus five-star and one of the highest-rated recruits to sign with Alabama ... ranked No. 9 overall and No. 1 point guard in the nation by 247Sports ... 2021 McDonald's All-American ... 5th-ever to repeat as Alabama's Mr. Basketball.</div>	<div>SEASON HIGHS</div> <div>Pts: 12 vs. La Tech (11/9/21)</div> <div>Rebs: 6 vs. La Tech (11/9/21)</div> <div>Asts: 6 vs. La Tech (11/9/21)</div> <div>Stls: 1 2x, last vs. SDSU (11/12/21)</div>
PPG	RPG	APG	SPG	BPG	MPG											
7.5	4.5	4.0	0.5	0.3	23.8											
4		<div>JUWAN GARY</div> <div>F • 6-6 • 218 • R-So. • Columbia, S.C.</div> <table><tr><th>PPG</th><th>RPG</th><th>APG</th><th>SPG</th><th>FG%</th><th>MPG</th></tr><tr><td>7.5</td><td>7.3</td><td>0.5</td><td>1.3</td><td>.609</td><td>18.8</td></tr></table>	PPG	RPG	APG	SPG	FG%	MPG	7.5	7.3	0.5	1.3	.609	18.8	<div>LAST GAME: 14 pts, 10 rebs, 2 stls vs. Drake</div> <div>NOTES: Strong, athletic power forward who sat out the 2019-20 season after suffering a knee injury ... strong around the post and gives the Tide another big body inside ... capable of playing outside the arc but specializes inside the paint and on the boards ... came to Alabama as a top-100 recruit (No. 64 by ESPN).</div>	<div>SEASON HIGHS</div> <div>Pts: 14 vs. Drake (11/26/21)</div> <div>Rebs: 10 2x, last vs. Drake (11/26/21)</div> <div>Asts: 1 2x, last vs. SDSU (11/12/21)</div> <div>Stls: 3 vs. La Tech (11/9/21)</div>
PPG	RPG	APG	SPG	FG%	MPG											
7.5	7.3	0.5	1.3	.609	18.8											
5		<div>JADEN SHACKELFORD</div> <div>G • 6-3 • 200 • Jr. • Hesperia, Calif.</div> <table><tr><th>PPG</th><th>RPG</th><th>APG</th><th>SPG</th><th>3FG%</th><th>MPG</th></tr><tr><td>18.5</td><td>7.0</td><td>1.7</td><td>0.3</td><td>.364</td><td>32.3</td></tr></table>	PPG	RPG	APG	SPG	3FG%	MPG	18.5	7.0	1.7	0.3	.364	32.3	<div>LAST GAME: 14 pts, 5 rebs, 4 asts vs. Drake</div> <div>NOTES: One of the top shooters in the SEC ... does everything else right-handed but is a left-handed shooter ... Jerry West Award Watch List and Preseason First Team All-SEC ... leading returning scorer ... poised to become the 53rd UA player to score 1,000 points (927) ... terrific finisher around the rim ... led team in FTs made and att.</div>	<div>SEASON HIGHS</div> <div>Pts: 23 vs. SDSU (11/12/21)</div> <div>Rebs: 10 2x, last vs. Iona (11/25/21)</div> <div>Asts: 4 vs. Drake (11/26/21)</div> <div>Stls:</div>
PPG	RPG	APG	SPG	3FG%	MPG											
18.5	7.0	1.7	0.3	.364	32.3											
10		<div>CHARLES BEDIAKO</div> <div>C • 7-0 • 215 • Fr. • Brampton, Ontario.</div> <table><tr><th>PPG</th><th>RPG</th><th>APG</th><th>SPG</th><th>BPG</th><th>MPG</th></tr><tr><td>7.5</td><td>4.3</td><td>0.7</td><td>1.0</td><td>2.0</td><td>20.5</td></tr></table>	PPG	RPG	APG	SPG	BPG	MPG	7.5	4.3	0.7	1.0	2.0	20.5	<div>LAST GAME: 4 pts, 4 rebs, 2 blks vs. Drake</div> <div>NOTES: One of two UA players from Canada ... a rim protector on defense and ability to run the floor ... considered a solid NBA prospect ... has the ability to play high above the rim and is a good rebounder ... competed for UPLAY Canada where he was teammates with Alabama freshmen Keon Ambrose-Hylton.</div>	<div>SEASON HIGHS</div> <div>Pts: 12 vs. SDSU (11/12/21)</div> <div>Rebs: 6 vs. SDSU (11/12/21)</div> <div>Asts: 2 vs. SDSU (11/12/21)</div> <div>Blks: 5 vs. South Alabama (11/16/21)</div>
PPG	RPG	APG	SPG	BPG	MPG											
7.5	4.3	0.7	1.0	2.0	20.5											
13		<div>JAHVON QUINERLY</div> <div>G • 6-1 • 175 • Jr. • Hackensack, N.J.</div> <table><tr><th>PPG</th><th>RPG</th><th>APG</th><th>SPG</th><th>3FG%</th><th>MPG</th></tr><tr><td>15.8</td><td>2.8</td><td>3.8</td><td>1.0</td><td>.263</td><td>32.3</td></tr></table>	PPG	RPG	APG	SPG	3FG%	MPG	15.8	2.8	3.8	1.0	.263	32.3	<div>LAST GAME: 18 pts, 4 asts vs. Drake</div> <div>NOTES: 2021 SEC Tournament MVP ... garnered Preseason First Team All-SEC and Cousty Award Watch List honors ... shifty, quick guard with strong ball-handling skills ... one of the top shooters in the SEC ... helped create the "Jelly" fad & has over 435k followers on Instagram and is Alabama's top-followed student-athlete.</div>	<div>SEASON HIGHS</div> <div>Pts: 26 vs. SDSU (11/12/21)</div> <div>Rebs: 5 vs. SDSU (11/12/21)</div> <div>Asts: 8 vs. SDSU (11/12/21)</div> <div>Stls: 2 vs. Iona (11/25/21)</div>
PPG	RPG	APG	SPG	3FG%	MPG											
15.8	2.8	3.8	1.0	.263	32.3											
14		<div>KEON ELLIS</div> <div>G • 6-6 • 170 • Sr. • Eustis, Fla.</div> <table><tr><th>PPG</th><th>RPG</th><th>APG</th><th>SPG</th><th>3FG%</th><th>MPG</th></tr><tr><td>11.8</td><td>7.8</td><td>1.8</td><td>2.0</td><td>.375</td><td>31.3</td></tr></table>	PPG	RPG	APG	SPG	3FG%	MPG	11.8	7.8	1.8	2.0	.375	31.3	<div>LAST GAME: 9 pts, 6 rebs vs. Drake</div> <div>NOTES: Smooth yet underrated 2-guard ... team's top two-way player with the ability to put up big numbers this season ... NBA Draft prospect ... brings a veteran quality to UA after spending two years at Florida SW State ... NJCAA All-America honors and No. 1 JUCO player in the nation in '20 ... older brother played basketball Jacksonville.</div>	<div>SEASON HIGHS</div> <div>Pts: 18 vs. La Tech (11/9/21)</div> <div>Rebs: 13 vs. SDSU (11/12/21)</div> <div>Asts: 3 2x, last vs. SDSU (11/12/21)</div> <div>Stls: 3 2x, last vs. South Ala. (11/16/21)</div>
PPG	RPG	APG	SPG	3FG%	MPG											
11.8	7.8	1.8	2.0	.375	31.3											
22		<div>KEON AMBROSE-HYLTON</div> <div>F • 6-8 • 210 • So. • Toronto, Ontario</div> <table><tr><th>PPG</th><th>RPG</th><th>APG</th><th>SPG</th><th>BPG</th><th>MPG</th></tr><tr><td>0.4</td><td>1.0</td><td>0.6</td><td>0.0</td><td>0.2</td><td>4.4</td></tr></table>	PPG	RPG	APG	SPG	BPG	MPG	0.4	1.0	0.6	0.0	0.2	4.4	<div>LAST GAME: DNP vs. Drake (coach's decision)</div> <div>NOTES: Athletic and powerful big man ... high motor and can run the floor ... blue-collar work ethic and is always the first one in the gym ... strength is around the rim where he uses his explosiveness and athletic ability ... teammates with fellow Canadian Charles Bediako at UPlay ... rated as one of the top prep players in all of Canada.</div>	<div>SEASON HIGHS</div> <div>Pts: 2 vs. La Tech (11/9/21)</div> <div>Rebs: 1 2x, last vs. SDSU (11/12/21)</div> <div>Asts: 2 vs. La Tech (11/9/21)</div> <div>Blks: 1 vs. La Tech (11/9/21)</div>
PPG	RPG	APG	SPG	BPG	MPG											
0.4	1.0	0.6	0.0	0.2	4.4											
33		<div>JAMES ROJAS</div> <div>F • 6-8 • 220 • Sr. • Jamestown, N.Y.</div> <table><tr><th>PPG</th><th>RPG</th><th>APG</th><th>SPG</th><th>BPG</th><th>MPG</th></tr><tr><td>0.0</td><td>0.0</td><td>0.0</td><td>0.0</td><td>0.0</td><td>0.0</td></tr></table>	PPG	RPG	APG	SPG	BPG	MPG	0.0	0.0	0.0	0.0	0.0	0.0	<div>LAST GAME: DNP vs. Drake (injured L knee)</div> <div>NOTES: Injured knee and is sidelined until late-December ... effective around the basket and can knock down threes ... strong post-presence and solid post-defender ... plays with a toughness and a chip on his shoulder ... JUCO All-America at Hutchison CC ... from same hometown at assistant coach Bryan Hodgson.</div>	<div>SEASON HIGHS</div> <div>Pts: NA</div> <div>Rebs: NA</div> <div>Asts: NA</div> <div>Blks: NA</div>
PPG	RPG	APG	SPG	BPG	MPG											
0.0	0.0	0.0	0.0	0.0	0.0											
35		<div>ALEX TCHIKOU</div> <div>F • 6-11 • 235 • R-Fr. • Paris France</div> <table><tr><th>PPG</th><th>RPG</th><th>APG</th><th>SPG</th><th>BPG</th><th>MPG</th></tr><tr><td>0.0</td><td>0.0</td><td>0.0</td><td>0.0</td><td>0.0</td><td>0.0</td></tr></table>	PPG	RPG	APG	SPG	BPG	MPG	0.0	0.0	0.0	0.0	0.0	0.0	<div>LAST GAME: DNP vs. Drake</div> <div>NOTES: Sat out last season after rupturing his achilles tendon... rated as four-star prospect and 6th power forward in the '20 class by Rivals... has three-point range on offense, but his combination of tools allow him success in transition... extremely high ceiling on both ends of the floor.</div>	<div>SEASON HIGHS</div> <div>Pts: NA</div> <div>Rebs: 1 vs. Oakland (11/19/21)</div> <div>Asts: NA</div> <div>Blks: NA</div>
PPG	RPG	APG	SPG	BPG	MPG											
0.0	0.0	0.0	0.0	0.0	0.0											



2021 ESPN Events Invitational

November 25, 26 & 28
ESPN Wide World of Sports
Lake Buena Vista, Florida




2021 ESPN EVENTS INVITATIONAL TOURNAMENT NOTES

- Four of the eight teams are seeded in ESPN.com's latest Bracketology: No. 1-seed Kansas, No. 3 Alabama, No. 12 Belmont and No. 15 Iona
- Five of the eight teams in the field reached the 2021 NCAA Tournament: Alabama (Sweet 16), Kansas and North Texas (second round), as well as Drake and Iona
- Alabama returns to the ESPN Events Invitational for the first time since 2015 and joins Iona (2009) and Miami (2016) as schools making their second appearance in the event
- Dayton is making its third appearance (2011, 2015), while Kansas also returns for the first time since winning the tournament in 2014

- In addition to the Tide and Hurricanes, the final day matchups include Dayton and Belmont playing in the championship game while No. 4 Kansas and Iona will square off in the other semifinal.
- Sunday's only other game will feature Drake taking on North Texas in the first game of the day.



LAST TIME OUT: ALABAMA 80, DRAKE 71 ORLANDO, FLA. | ESPN EVENTS INVITATIONAL SECOND ROUND | 11/26/21



Official Basketball Box Score - Final

Alabama at Iona

11/25/21 HP Field House, Lake Buena Vista, Fla.

2021-22 Men's Basketball

Game Time: 4:00 PM

Game Duration: 2:12

Attendance: 2,749

Officials: Doug Simmons, Vlad Tadić, Keith Patterson

Alabama - 68

Record: 4-1

NO. Name	Min	FG M-A	3P M-A	FT M-A	Rebounds OR DR TOT	Fouls PF FD	TP	AS	TO	ST	Blocks BS BA	+/-
0 Noah Gurley	F 18:33	3-5	1-2	0-0	2 2 4	3 0	7	0	2	1	0 0	-10
10 Charles Bediako	C 21:01	2-4	0-0	0-0	0 3 3	4 1	4	0	2	1	1 0	10
5 Jaden Shackelford	G 31:11	6-17	4-10	3-4	1 9 10	3 1	19	1	2	0	0 0	-3
13 Jahvon Quinerly	G 36:27	6-14	0-2	3-7	0 2 2	1 4	15	2	1	2	0 2	-4
14 Keon Ellis	G 32:35	2-3	0-1	0-0	2 6 8	1 1	4	1	1	2	2 0	0
4 Juwan Gary	20:18	2-3	0-0	0-2	2 5 7	2 3	4	0	2	0	0 0	1
3 JD Davison	23:02	2-3	0-0	4-8	1 1 2	0 4	8	3	2	1	0 0	-8
2 Darius Miles	15:52	2-7	0-2	3-4	0 2 2	3 3	7	0	0	0	0 2	-2
35 Alex Tchikou	00:44	0-0	0-0	0-0	0 0 0	0 0	0	0	1	0	0 0	0
22 Keon Ambrose-Hylton	00:17	0-0	0-0	0-0	0 0 0	1 0	0	0	0	0	0 0	-2
Team					0 0 0		0					
Totals	25:56	5-17	13-25	8 30 38	19 17	68	7	13	7	3	4	-4

Technical Fouls: Coach 2nd 11:11

Iona - 72

Record: 6-0

NO. Name	Min	FG M-A	3P M-A	FT M-A	Rebounds OR DR TOT	Fouls PF FD	TP	AS	TO	ST	Blocks BS BA	+/-
0 Berrick JeanLouis	F 25:24	1-2	0-1	0-0	0 2 2	4 0	2	2	1	4	0 0	8
11 Quinn Slazinski	F 23:05	5-13	1-7	0-1	0 3 3	2 3	11	2	3	0	0 1	0
23 Nelly Joseph	F 34:57	5-10	0-0	5-6	2 9 11	3 7	15	1	2	2	4 1	7
2 Elijah Joiner	G 29:09	4-10	2-6	2-2	1 5 6	2 3	12	2	1	0	0 0	2
25 Tyson Jolly	G 32:52	4-7	1-1	4-6	1 2 3	2 3	13	0	1	0	0 1	5
24 Dylan van Eyck	21:58	2-4	0-1	0-0	0 2 2	2 0	4	3	2	0	0 3	3
5 Joshua Duach	00:36	0-0	0-0	0-0	0 0 0	0 0	0	0	0	0	0 0	-2
13 Walter Clayton Jr.	19:36	5-9	0-3	5-6	1 3 4	1 2	15	2	0	0	0 0	1
3 Ryan Myers	12:23	0-4	0-2	0-0	0 0 0	1 0	0	1	0	0	0 0	-2
Team					0 0 0		0		2			
Totals	26:59	4-21	16-21	5 26 31	17 18	72	13	13	8	4	3	4

Technical Fouls: NONE

	ALA	ION		Points from Turnovers	ALA	ION		Period by Period Scoring		
Biggest lead	9 (2 nd 12:27)	5 (2 nd 3:23)			11	6		1st	2nd	TOT
Best Scoring Run	6 (1 st 15:08)	7 (2 nd 5:32)		Paint	36	36		ALA	33	35
Lead Changes	7			Second Chance	8	7			68	
Times Tied	10			Fast Breaks	14	13		ION	29	43
Time with Lead	28:01	07:56		Bench	19	19			72	

ORLANDO – Alabama forward Juwan Gary earned his first start of the year and recorded his second double-double of his career to help lead the No. 10/9 Crimson Tide to an 80-71 victory over the Drake Bulldogs in the consolation bracket of the ESPN Events Invitational.

After finishing the opening stanza with only four points and two boards, Gary concluded the contest with a career-best 14 points and tied his career high of 10 rebounds in the victory. Junior Jahvon Quinerly led all scorers with 18 points, while junior Jaden Shackelford added 14 points, five rebounds and four assists on the night.

HEAD COACH NATE OATS POSTGAME COMMENTS

"I am really proud of our guys tonight. We didn't shoot free throws well again. We didn't shoot it well from three again. We turned it over too much, yet we still found a way to get a nine-point win against a quality team. I thought defensively for large stretches of the game, we were pretty good and we played the right way on offense. We had too many turnovers, but guys tried to play the right way and move the ball. For us to bounce back after a disappointing loss yesterday (vs. Iona), the guys could have hung their heads and not played hard. I thought we played hard. I thought Noah also had his best game since he's been here. For large stretches, I thought we were really good but there is still a lot to clean up before we play Miami Sunday."

TEAM STATS

- It marked the 26th-straight contest Alabama has won when reaching 80 points in a game
- Noah Gurley came off the bench to account for eight points – all of which came after intermission – and three rebounds

- Alabama shot 42.9 percent (27-of-63) from the field and connected on 7-of-19 (38.8 percent) shots from deep
- Quinerly has now reached double digits in three consecutive games and four of his last five, averaging 17.2 ppg over the stretch

FIRST HALF

- After falling behind 5-1 to start the game, the Tide went on a two-minute scoring spurt to tie at 8-8
- After Drake took a 14-10 lead, Shackelford scored seven-straight points during a 15-0 run that moved the Tide ahead 25-14 with 7:04 left in the half
- The run continued as UA scored eight of the next 12 points to reach its largest lead of the half at 15 points (33-18)
- In all, the 23-4 Alabama run lasted a total of 8:37
- Drake would respond as it ended the half by scoring 11-straight to cut the lead to 33-29 at intermission
- The Tide secured six steals and four blocks in the half, contributing to 14 points off turnovers

SECOND HALF

- With UA leading 44-38, Drake went on a 14-6 run to take a 56-52 lead at the 8:56 mark
- The Tide responded by scoring six consecutive points to take the lead for good at 59-57 with just under eight minutes remaining
- With the score tied at 61-all at the 5:16 mark, back-to-back layups by Gary and Gurley jumpstarted an 13-3 run to give Alabama a commanding 74-64 lead with just over two minutes left

2021-22 TOP PERFORMANCES

CATEGORY	ALABAMA	OPPONENTS
Points	26 by Jahvon Quinerly vs. South Dakota State, 11/12/21	32 by Jamal Cain, Oakland, 11/19/21
Field Goals Made	11 by Jahvon Quinerly vs. South Dakota State, 11/12/21	10 by Jamal Cain, Oakland, 11/19/21
Field Goal Attempts	24 by Jahvon Quinerly vs. South Dakota State, 11/12/21	23 by Jamal Cain, Oakland, 11/19/21
3-Pointers Made	4 4x, last by Jaden Shackelford vs. Iona, 11/25/21	4, by Kyle Gonclaves, South Alabama, 11/16/21
3-Pointers Attempted	15 2x, last by Jahvon Quinerly vs. South Dakota State, 11/12/21	14, by Kyle Gonclaves, South Alabama, 11/16/21
Rebounds	13 by Keon Ellis vs. South Dakota State, 11/12/21	18, by Baylor Scheierman, South Dakota State, 11/12/21
Assists	8 by Jahvon Quinerly vs. South Dakota State, 11/12/21	6 3x, last by Roman Penn, Drake, 11/26/21
Steals	3 5x, last by three different players vs. South Alabama, 11/16/21	4, 2x, last by Berrick JeanLouis, Iona, 11/25/21
Blocks	5 by Charles Bediako vs. South Alabama, 11/16/21	4 by Nelly Joseph, Iona, 11/25/21

TIDE

TALE OF THE TAPE

HURRICANES

2021-22	Season	2021-22
5-1	Overall	4-2
5-1	Last 10	4-2
4-1	Last 5	3-2
84.0	PPG	74.8
70.3	OPP PPG.6	71.0
+13.7	Margin	+3.8
.476	FG%	.453
.406	FG% DEF	.455
.308	3PT%	.277
.255	3PT% DEF	.394
8.8	3PT MPG	5.2
.648	FT%	.757
43.5	RPG	33.0
35.7	OPP RPG	33.2
+7.8	Margin	-0.2
14.0	APG	11.3
14.3	TOs PG	10.5
5.5	BPG	3.3
7.3	SPG	7.3

SERIES HISTORY

Overall Series Record.....	Alabama leads, 2-1
Last Five Contests.....	Alabama leads, 2-1
Last 10 Contests.....	Alabama leads, 2-1
At Miami.....	Miami leads, 1-0
At Alabama.....	Alabama leads, 2-0
At Coleman Coliseum.....	Alabama leads, 2-0
Neutral Site.....	0-0
Series Streak.....	Miami Won 1
Last Meeting.....	Miami 73, Alabama 66 (Miami, Fla. NIT Second Round March 21, 2014)

ABOUT MIAMI

• Miami comes into Sunday's final day of the ESPN Events Invitational sporting an overall record of 4-2 on the season, following its 69-63 come-from-behind win over North Texas in the ESPN Events Invitational second round. The Hurricanes slipped into the consolation bracket of the event following a 76-60 defeat to Dayton, which is playing the tournament championship.

• The Hurricanes return three starters and eight letterwinners off last season's 10-17 team. However, Miami is a veteran squad as four graduating underclassmen – Deng Gak, Kameron McGusty, Rodney Miller Jr. and Sam Waardenburg – elected to take advantage of the Covid year and returned for the 2021-22 campaign. McGusty entered his name into NBA Draft consideration and then withdrew, as did sophomore Isaiah Wong

* Miami added five new scholarship players on its roster. Two are transfers, Jordan Miller (George Mason) and Charlie Moore (DePaul), both of whom averaged over 14 points per game last year. The others are freshmen Jakai Robinson, Bensley Joseph and Wooga Poplar, who placed No. 84, No. 103 and No. 123, respectively, in the 247Sports Composite rankings

* McGusty (17.0 ppg), Wong (15.8 ppg) and Charlie Moore (10.5 ppg) combine to account for 43.3 points a game. McGusty also leads the team in rebounding (6.7 rpg) while Moore tops Miami in assists (2.8) and steals (1.8 spg). Meanwhile, Wong also contributes

* Jim Larrañaga currently owns 670 wins, good for No. 36 all-time among head coaches with at least 10 years of DI experience, including ninth among active DI coaches. He owns a career record of 674-466 (.591) in his 38th year as a head coach, including a 200-130 (.606) record across 11 seasons at Miami.

ASSOCIATED PRESS POLL

WEEK THREE (NOV. 22)

Rank	Team (FPV)	Record	Points	Prev. Rank
1	Gonzaga (55)	4-0	1,515	1
2	UCLA (5)	4-0	1,443	2
3	Purdue (1)	5-0	1,391	6
4	Kansas	3-0	1,354	3
5	Duke	5-0	1,225	7
6	Baylor	4-0	1,154	9
7	Villanova	3-2	1,090	5
8	Texas	3-1	1,083	8
9	Memphis	4-0	1,002	11
T-10	Kentucky	3-1	880	13
T-10	Alabama	4-0	880	14
12	Houston	3-0	861	15
13	Arkansas	3-0	754	16
14	Illinois	2-1	624	10
15	Tennessee	3-1	558	17
16	St. Bonaventure	5-0	517	22
17	Arizona	5-0	474	NR
18	BYU	4-0	449	NR
19	Auburn	3-0	374	21
20	Michigan	3-2	367	4
21	Seton Hall	3-0	363	NR
22	UConn	4-0	342	23
23	Florida	3-0	294	24
24	USC	3-0	138	25
25	Xavier	4-0	102	NR

Others receiving votes: Oregon 96, Virginia Tech 91, Ohio State 89, North Carolina 75, Indiana 45, Michigan State 44, Marquette 41, Colorado State 30, Maryland 28, Texas Tech 26, LSU 6, Iowa 6, Mississippi State 4, Florida State 4, Drake 2, George Mason 1, San Francisco 1, Ohio 1, Loyola Chicago 1.

USA TODAY/COACHES POLL

WEEK THREE (NOV. 22)

Rank	Team (FPV)	Record	Points	Prev. Rank
1	Gonzaga(29)	4-0	797	1
2	UCLA (2)	4-0	751	2
3	Kansas	3-0	725	3
4	Purdue	5-0	691	7
5	Baylor	4-0	635	8
6	Duke	5-0	624	9
7	Villanova	3-2	546	4
8	Texas	3-1	479	5
9	Alabama	4-0	472	13
10	Memphis	4-0	441	16
11	Houston	3-0	431	14
12	Arkansas	3-0	357	15
13	Michigan	3-2	356	6
	Kentucky	3-1	356	11
15	Illinois	2-1	321	10
16	St. Bonaventure	5-0	261	24
17	Tennessee	3-1	226	17
18	BYU	4-0	205	NR
19	Arizona	5-0	204	RV
20	Seton Hall	3-0	187	NR
21	UConn	4-0	183	23
22	Auburn	3-0	174	22
23	Oregon	2-1	168	12
24	Florida	3-0	162	NR
25	USC	3-0	92	RV

Others receiving votes: Ohio State 78, Texas Tech 68, Virginia Tech 68, Michigan State 50, North Carolina 45, Xavier 38, Indiana 37, Maryland 33, Florida State 33, Iowa 27, Marquette 13, Loyola Chicago 12, LSU 11, Colorado State 11, Utah State 10, West Virginia 7, Drake 3, Notre Dame 3, San Francisco 2, UCF 1.

QUICK FACTS

Location	Tuscaloosa, Ala.
Enrollment	38,320
Founded	April 12, 1831
Conference	Southeastern (West)
Colors	Crimson and White
Nickname	Crimson Tide
President	Dr. Stuart Bell
Director of Athletics	Greg Byrne
Faculty Athletics Representative	Dr. James King
Sport Administrator	J Batt
Arena	Coleman Coliseum (14,474)

Coaching Staff

Head Coach	Nate Oats
Alma Mater	Maranatha Baptist, 1998
Record at Alabama	47-23, .667(3rd Season)
Career Record	143-66 .683 (7th Season)
Assistant Coaches	Charlie Henry Bryan Hodgson Antoine Pettway
Director of Scouting & Analytics	Adam Bauman
Director of Operations	Alex Accetta
Special Asst. to the Head Coach	Donovan Kates
Director of Video Services	Derek Rongstad
Director of Player Development	Christian Pino
Strength and Conditioning	Mike Snowden
Athletic Trainer	Clarke Holter
Nutritionist	Amanda Branson
Mental Skills Coach	Dr. Arnie Guin
Graduate Managers	Jamie Baker, Ikenna Smart, Jackson Patton, Tayyab Zahid

Team Information

2020-21 Record	26-7
2020-21 SEC Record	16-2
2021 Postseason	NCAA Tournament (Sweet 16)
Final Rankings (AP/Coaches)	No. 5/No. 5
2020-21 H/A/N Record	12-1/7-3/7-3
Starters Returning/Lost	1/4
Letterwinners Returning/Lost	10/6
Newcomers (including transfers)	5

Program History

All-Time Record	1,722-1,069-1 (.616)
SEC Record	815-628 (.565)
SEC Regular Season Championships	8
SEC Tournament Record	70-53 (.569)
SEC Tournament Championships	7
NCAA Appearances	21 (21-21, .500)
NIT Appearances	16

Athletics Communications

Director (Basketball Contact)	Aaron Jordan
Office	205-348-6084
Mobile	205-913-1979
E-mail	ajordan@ia.ua.edu
Secondary Basketball Contact	Stephanie Withey
E-mail	swithey@ia.ua.edu
Fax	205-348-8841
Website	www.RollTide.com
Mailing Address	1201 Coliseum Drive - Room 170 Tuscaloosa, Ala. 35487

2021-22 NUMERICAL ROSTER

No.	Name	Pos.	Ht.	Wt.	Cl.	Major	Hometown (Previous School)
0	Noah Gurley#	F	6-8	210	Gr.	Sport Hospitality	Fayetteville, Ga. (Furman)
1	Jusaun Holt	G	6-6	190	Fr.	Exercise Science	Roswell, Ga. (St. Francis Day School)
2	Darius Miles	F	6-6	185	So.	Communication	Washington, D.C. (IMG Academy)
3	JD Davison	G	6-3	175	Fr.	Business	Letohatchee, Ala. (Calhouns HS)
4	Juwan Gary	F	6-6	218	So.	Communication Studies	Columbia, S.C. (West Charlotte HS)
5	Jaden Shackelford	G	6-3	200	Jr.	Advertising	Hesperia, Calif. (Hesperia HS)
10	Charles Bediako	C	7-0	215	Fr.	Finance	Brampton, Ontario (IMG Academy)
12	Delaney Heard	G	6-3	198	So.	Kinesiology	Canton, Ga. (Oak Hill Academy)
13	Jahvon Quinerly	G	6-1	175	Jr.	General Studies	Hackensack, N.J. (Villanova)
14	Keon Ellis	G	6-6	170	Sr.	Business	Eustis, Fla. (Florida SW State)
15	Tyler Barnes	F	6-8	201	Gr.	Sports Hospitality	Louisville, Ky. (St. Xavier HS)
21	Britton Johnson	G	6-4	183	Sr.	Sport Hospitality	Mountain Brook, Ala. (Mountain Brook HS)
22	Keon Ambrose-Hylton	F	6-8	210	So.	Exercise Science	Toronto, Ontario (Andrews Osborne Academy)
24	Jaden Quinerly	G	6-0	155	So.	Business	Hackensack, N.J. (Ramsey HS)
25	Nimari Burnett%	G	6-4	190	So.	Business	Chicago, Ill. (Texas Tech)
30	Adam Cottrell	G	6-3	200	Jr.	Operations Management	Flowery Branch, Ga. (Lakeview Academy)
33	James Rojas	F	6-8	220	Sr.	Post Graduate	Jamestown, N.Y. (Hutchinson CC)
35	Alex Tchikou ^a	F	6-11	225	R-Fr.	Business	Paris, France (Dream City Christian)

Graduate transfer

% Transfer and immediately eligible to suit up for the 2021-22 season

^a Injured and was redshirted during the 2020-21 season

2021-22 ALPHABETICAL ROSTER

No.	Name	Pos.	Ht.	Wt.	Cl.	Major	Hometown (Previous School)
22	Keon Ambrose-Hylton	F	6-8	210	So.	Exercise Science	Toronto, Ontario (Andrews Osborne Academy)
15	Tyler Barnes	F	6-8	201	Gr.	Sports Hospitality	Louisville, Ky. (St. Xavier HS)
10	Charles Bediako	C	7-0	215	Fr.	Finance	Brampton, Ontario (IMG Academy)
25	Nimari Burnett%	G	6-4	190	So.	Business	Chicago, Ill. (Texas Tech)
30	Adam Cottrell	G	6-3	200	Jr.	Operations Management	Flowery Branch, Ga. (Lakeview Academy)
3	JD Davison	G	6-3	175	Fr.	Business	Letohatchee, Ala. (Calhouns HS)
14	Keon Ellis	G	6-6	170	Sr.	Business	Eustis, Fla. (Florida SW State)
4	Juwan Gary	F	6-6	218	So.	Communication Studies	Columbia, S.C. (West Charlotte HS)
0	Noah Gurley#	F	6-8	210	Gr.	Sport Hospitality	Fayetteville, Ga. (Furman)
12	Delaney Heard	G	6-3	198	So.	Kinesiology	Canton, Ga. (Oak Hill Academy)
1	Jusaun Holt	G	6-6	190	Fr.	Exercise Science	Roswell, Ga. (St. Francis Day School)
21	Britton Johnson	G	6-4	183	Sr.	Sport Hospitality	Mountain Brook, Ala. (Mountain Brook HS)
2	Darius Miles	F	6-6	185	So.	Communication	Washington, D.C. (IMG Academy)
24	Jaden Quinerly	G	6-0	155	So.	Business	Hackensack, N.J. (Ramsey HS)
13	Jahvon Quinerly	G	6-1	175	Jr.	General Studies	Hackensack, N.J. (Villanova)
33	James Rojas	F	6-8	220	Sr.	Post Graduate	Jamestown, N.Y. (Hutchinson CC)
5	Jaden Shackelford	G	6-3	200	Jr.	Advertising	Hesperia, Calif. (Hesperia HS)
35	Alex Tchikou ^a	F	6-11	225	R-Fr.	Business	Paris, France (Dream City Christian)

Graduate transfer

% Transfer and immediately eligible to suit up for the 2021-22 season

^a Injured and was redshirted during the 2020-21 season

CLASS

FRESHMAN

Jusaun Holt	
JD Davison	
Charles Bediako	
Alex Tchikou (Redshirt)	

SOPHOMORES

Darius Miles	
Juwan Gary	
Delaney Heard	
Keon Ambrose-Hylton	
Jaden Quinerly	
Nimari Burnett	

JUNIORS

Jaden Shackelford	
Jahvon Quinerly	
Adam Cottrell	

SENIORS/GRADUATES

Keon Ellis	
Britton Johnson	
James Rojas	
Noah Gurley (Gr.)	
Tyler Barnes (Gr.)	

PRONUNCIATION GUIDE

PLAYERS

Charles Bediako	Bed-EE-ah-koe
Nimari Burnett	Nih-mahr-EE
Jusaun Holt	JU-sahn
Juwan Gary	Juh-WAHN
Jahvon Quinerly	Juh-VON
James Rojas	ROE-hoss
Alex Tchikou	CHEE-koo

COACHES

Adam Bauman	BO-man
Arnie Guin	GYOO-in
Bryan Hodgson	HODGE-sun
Antoine Pettway	PETT-way

THE LAST TIME...

TEAM...

Scored 100 points or more:

Nov. 12, 2021 - UA 104, South Dakota State 88

Scored 110 points or more:

Feb. 13, 2021 - UA 115, Georgia 82

Scored less than 50 points:

Jan. 6, 2018 - Georgia 65, UA 46

Allowed 100 points:

Feb. 8, 2020 - UA 105, Georgia 102 (ot)

Held opponent to 40 points or less:

Jan. 10, 2015 - UA 56, Tennessee 38

Held opponent to 15 pts or less in half:Nov. 29, 2016 - 15 points allowed vs.
Charleston Southern (1st half)**Scored 60 points in a half:**Nov. 12, 2021 - 63 points in second half
vs. South Dakota State**Won an overtime game:**

Feb. 8, 2020 - UA 105, Georgia 102

Lost an overtime game:

March 28, 2021 - UCLA 88, UA 78

Played a double-overtime game:

Jan. 4, 2020 - Florida 104, UA 98

Played a triple-overtime game:

Feb. 7, 2017 - UA 90, South Carolina 86 (4ot)

Played a quadruple-overtime game:

Feb. 7, 2017 - UA 90, South Carolina 86

Shot 60% or better in a half:March 6, 2021 - 63.3% (19-of-30) in second half
at Georgia**Shot 70% or better in a half:**Nov. 29, 2019 - 72.7% in
2nd half vs. Southern Miss**Failed to hit a three-pointer in a game:**

Dec. 4, 2010 vs. Purdue (373 games)

Had at least 20 three-pointers in a game:

Jan. 19, 2021 at LSU (23)*

Had at least 15 steals in a game:

Dec. 12, 2020 vs. Clemson (17)

Had at least 25 assists in a game:

Nov. 17, 2017 vs. Alabama A&M (25)

Had at least 10 blocks in a game:

Nov. 19, 2021 vs. South Dakota State (10)

Forced 25 turnovers in a game:

Nov. 11, 2012 vs. West Alabama (25)

Played a ranked opponent (AP poll):

Feb. 24, 2021 at No. 20 Arkansas (lost, 81-66)

Beat a ranked opponent at neutral site:

March 9, 2018 vs. No. 16 Auburn (won, 81-63)

Beat a ranked opponent at home:

Jan. 16, 2020 vs. No. 4 Auburn (won, 83-64)

Beat a ranked opponent on the road:

Jan. 2, 2021 at No. 7 Tennessee (won, 71-63)

Beat a top-10 opponent:

Jan. 2, 2021 at No. 7 Tennessee (won, 71-63)

Beat a top-10 opponent on the road:Jan. 2, 2021 in Knoxville, Tenn.
(beat No. 7 Tennessee, 71-63)**Beat a top-5 opponent:**

Jan. 16, 2020 vs. No. 4 Auburn (won, 83-64)

Beat a top-5 opponent on the road:Feb. 21, 2004 in Starkville, Miss.
(beat No. 4 Mississippi State, 77-73)**Played a No. 1 ranked opponent:**

Jan. 31, 2015 vs. No. 1/1 Kentucky (lost, 70-55)

Beat a No. 1 ranked opponent on the road:

Jan. 28, 1983 at No. 1 UCLA (won, 70-67)

Beat a No. 1 ranked opponent:March 20, 2004 vs. No. 1 Stanford
(NCAA tournament (won, 70-67)

INDIVIDUAL...

Had a player score 50 points:Michael Nordholz (50) vs. Southern Miss,
12/12/76 (single-game scoring record)**Had a player score 40 points:**

Collin Sexton (40) vs. Minnesota, 11/25/17

Had a player score 35 points:

Kira Lewis Jr. (37) at Georgia, 2/8/20

Had a player score 30 points:

Kira Lewis Jr. (37) at Georgia, 2/8/20

Had a player grab 20 rebounds:

Richard Hendrix (23) vs. Troy, 11/9/07

Had a player dish out 10 or more assists:

Jahvon Quinerly (11) vs. Maryland, 3/22/21

Had a player block five shots:

Charles Bediako (5) vs. South Alabama, 11/16/21

Had a player block 10 shots:

Roy Rogers (10) vs. LSU, 2/17/96

Had a player with seven or more steals in a game:

Jeremy Hays (8) vs. Oregon State, 12/12/98

Had three players score 20 or more in a gameJohn Petty Jr. (24), Joshua Primo (22), Jahvon
Quinerly (22) at LSU, 1/19/21**Had two players record a double-double in same game:**Jaden Shackelford (18 pts, 11 rebs), Herbert
Jones (14 pts, 12 rebs) vs. Jacksonville State,
11/26/20**Had three players record a double-double in same game:**Jermareo Davidson (12 pts, 12 rebs), Alonzo Gee
(22 pts, 10 rebs), Richard Hendrix (18 pts, 12 rebs)
vs. Louisiana Monroe, 11/28/06**Had a player record a double-double in three consecutive games:**Donta Hall (14 pts, 16 rebs vs. Texas A&M,
12 pts, 11 rebs at Missouri, 16 pts, 12 rebs vs.
Tennessee) (Jan. 12, Jan. 16, Jan. 19, 2019)**Had a player record a double-double in four consecutive games:**Donta Hall (14 pts, 16 rebs vs. Texas A&M,
12 pts, 11 rebs at Missouri, 16 pts, 12 rebs vs.
Tennessee, 10 pts, 11 rebs vs. Ole Miss) (Jan. 12,
Jan. 16, Jan. 19, Jan. 22, 2019)**Had six or more players score in double figures:**John Petty Jr. (14), Kira Lewis Jr. (15), Beetle
Bolden (15), Herbert Jones (15), Alex Reese (14),
Jaden Shackelford (16) at Florida, 1/4/20**Players who recorded a triple-double:**Kira Lewis Jr. (10 pts, 10 rebs, 13 asts)
at Auburn, 2/12/20
Roy Rogers (27 pts, 10 rebs, 10 blocks)
vs. LSU, 2/17/96
Roy Rogers (15 pts, 12 rebs, 14 blks)
at Georgia, 2/10/96

*indicates SEC record

2021-22 BOX SCORES

GAME 1



Official Basketball Box Score - Final
Louisiana Tech at Alabama
 11/09/21 Coleman Coliseum, Tuscaloosa
 Alabama vs Louisiana Tech

Game Time: 8:00 PM
 Game Duration: 1:59
 Attendance: 12,613

Louisiana Tech - 64

Record: 0-1

NO. Name	Min	FG M-A	3P M-A	FT M-A	Rebounds OR DR TOT	Fouls PF FD	TP	AS	TO	ST	Blocks BS BA	+/-
2 Kenneth Lofton, Jr.	F 19:57	5-11	0-2	2-7	5 4 9	2 4	12	0	0	0	0	-22
22 Isaiah Crawford	F 27:00	7-15	0-3	1-1	4 3 7	2 4	15	1	1	1	0	-8
3 Amorie Archibald	G 24:11	1-6	1-3	0-0	0 0 3	1 2	3	2	2	0	0	-9
21 Exavian Christon	G 19:55	1-3	0-1	0-0	0 0 0	0 1	2	3	1	1	0	-9
24 Kobe Williams	G 18:56	0-2	0-0	0-2	0 0 0	2 2	0	2	2	0	1	-18
0 Keaston Willis	25:28	6-12	3-8	1-2	1 2 3	0 1	16	1	0	0	0	-17
23 David Green	17:12	2-8	1-5	0-2	0 2 2	4 1	5	1	1	0	0	-15
11 LaDamen Bradford	17:19	0-2	0-1	0-0	0 4 4	3 1	0	1	1	0	0	-15
4 Kaleb Stewart	08:16	1-2	1-1	0-0	0 1 1	2 0	3	0	0	1	0	-11
11 Kenny Hunter	14:25	3-4	0-0	1-2	4 1 5	1 1	7	0	1	0	1	-9
5 Terran Williams	05:55	0-1	0-1	1-3	0 0 0	1 2	1	0	1	0	0	-8
10 Ben Ponder	01:26	0-1	0-1	0-0	0 0 0	0 0	0	0	0	0	0	-4
Team					2 1 3		0	1				
Totals		26-67	6-25	6-19	16 21 37	18 19	64	11	11	3	1	-29

Technical Fouls:NONE

Alabama - 93

Record: 1-0

NO. Name	Min	FG M-A	3P M-A	FT M-A	Rebounds OR DR TOT	Fouls PF FD	TP	AS	TO	ST	Blocks BS BA	+/-
0 Noah Gurley	F 19:18	1-7	1-4	0-0	0 1 1	4 0	3	2	3	1	0	0 4
10 Charles Bediako	C 10:54	2-4	0-0	1-2	2 1 3	5 1	5	1	1	0	0	0 9
5 Jaden Shackelford	G 30:07	6-15	4-10	1-3	1 6 7	0 3	17	2	3	0	0	0 10
13 Jahvon Quinerly	G 29:07	3-7	1-5	2-2	0 4 4	2 4	9	2	2	0	0	0 19
14 Keon Ellis	G 30:53	5-7	3-4	5-5	2 7 9	1 3	18	3	1	3	1	0 37
4 Juwan Gary	21:04	6-10	0-3	0-0	5 5 10	1 1	12	1	0	3	0	0 17
3 JD Davison	25:50	3-4	1-2	5-7	2 4 6	0 4	12	6	2	1	0	0 13
2 Darius Miles	16:42	4-4	3-3	0-0	3 3 3	3 0	11	0	0	1	0	0 13
22 Keon Ambrose-Hylton	07:02	1-2	0-0	0-0	1 0 1	3 0	2	2	1	0	1	0 12
1 Jusaun Holt	03:53	0-2	0-2	0-0	0 1 1	0 0	0	0	0	0	0	0 2
15 Tyler Barnes	01:47	1-2	0-0	2-2	0 0 0	0 1	4	0	0	0	0	1 2
21 Britton Johnson	01:25	0-0	0-0	0-0	1 1 2	0 0	0	0	0	0	0	0 3
12 Delaney Heard	00:59	0-0	0-0	0-0	0 0 0	0 0	0	0	0	0	0	0 2
24 Jaden Quinerly	00:59	0-0	0-0	0-2	0 1 1	0 1	0	0	0	0	0	0 2
Team					2 1 3		0	1				
Totals		32-64	13-33	16-23	16 35 51	19 18	93	19	14	9	2	1 29

Technical Fouls:NONE

	LATECH	BAMA
Biggest lead	0 (1 st 20:00)	29 (2 nd 0:01)
Best Scoring Run	9 (2 nd 7:05)	10 (2 nd 5:04)
Lead Changes	0	
Times Tied	3	
Time with Lead	00:00	37:31

	Points from Turnovers	LATECH	BAMA
Points from Turnovers	5	16	
Paint	32	36	
Second Chance	19	22	
Fast Breaks	3	14	
Bench	32	41	

GAME 3		
--------	--	--

GAME 2



Official Basketball Box Score - Final
South Dakota St. at Alabama
 11/19/21 Coleman Coliseum, Tuscaloosa
 2021-22 Men's Basketball

Game Time: 7:00 PM
 Game Duration: 2:02
 Attendance: 10,546

South Dakota St. - 88

Record: 1-1

NO. Name	Min	FG M-A	3P M-A	FT M-A	Rebounds OR DR TOT	Fouls PF FD	TP	AS	TO	ST	Blocks BS BA	+/-
32 Matt Dentlinger	F 12:31	1-2	0-1	0-0	0 0 0	0 0	2	0	1	0	1	0 -3
35 Douglas Wilson	F 13:30	5-7	0-0	2-5	1 0 1	5 4	12	0	3	0	0	1 -16
1 Matt Mims	G 09:29	0-1	0-1	0-0	0 1 1	2 0	0	0	0	0	0	0 -15
3 Baylor Scheierman	G 36:53	3-12	0-7	4-6	0 18 18	3 5	10	6	3	0	0	1 -8
34 Alex Arians	G 28:50	5-9	2-3	0-0	0 2 2	1 0	12	2	1	2	1	0 -27
13 Luke Appel	20:45	3-7	0-2	0-0	3 2 5	5 1	6	6	1	0	0	1 -3
15 Noah Freidel	30:50	6-13	3-7	4-6	0 1 1	2 4	23	0	2	0	0	0 -6
2 Zake Mayo	22:10	5-9	1-4	1-1	1 2 3	1 2	12	1	0	2	0	0 -2
30 Charlie Easley	11:27	2-5	1-1	0-0	2 4 0	1 5	0	0	0	0	0	0 -5
10 David Wingett	12:59	2-5	2-5	0-0	2 1 3	0 0	6	0	0	0	0	0 7
0 Jaylon Gentry	00:18	0-0	0-0	0-0	0 0 0	0 0	0	0	0	0	0	0 -1
22 Aaron Fiegan	00:18	0-0	0-0	0-0	0 0 0	0 0	0	0	0	0	0	0 -1
Team					0 0 0		0	0				
Totals		34-70	9-31	11-18	9 29 38	19 17	88	15	11	4	2	3 -18

Technical Fouls:NONE

Alabama - 104

Record: 2-0

NO. Name	Min	FG M-A	3P M-A	FT M-A	Rebounds OR DR TOT	Fouls PF FD	TP	AS	TO	ST	Blocks BS BA	+/-
0 Noah Gurley	F 20:24	4-9	1-3	0-0	4 1 5	2 1	9	0	1	1	0	0 4
10 Charles Bediako	C 23:47	6-7	0-0	0-2	4 6 3	5 5	12	2	0	1	1	0 16
5 Jaden Shackelford	G 32:01	8-17	3-8	4-5	2 5 5	4 4	23	0	0	0	0	1 15
13 Jahvon Quinerly	G 33:46	11-24	4-15	0-0	0 5 5	1 1	26	8	3	0	0	1 14
14 Keon Ellis	G 35:07	5-10	2-5	3-4	5 8 13	1 3	15	3	0	1	0	0 26
3 JD Davison	24:01	2-7	0-4	2-2	0 5 5	1 2	6	5	2	1	0	0 -1
4 Juwan Gary	07:37	0-1	0-1	0-0	0 2 2	1 0	1	0	0	0	0	0 -3
2 Darius Miles	18:13	5-9	3-4	0-1	3 1 4	4 3	13	0	1	0	1	0 19
22 Keon Ambrose-Hylton	05:04	0-0	0-0	0-0	1 0 1	0 0	0	0	1	0	0	0 -10
Team					1 0 1		0	0				
Totals		41-84	13-40	9-14	18 29 47	17 19	104	19	8	4	3	2 16

Technical Fouls:NONE

	SDSU	Bama
Biggest lead	4 (1 st 15:04)	18 (2 nd 6:08)
Best Scoring Run	7 (1 st 15:04)	11 (2 nd 7:44)
Lead Changes	6	
Times Tied	4	
Time with Lead	05:25	33:03

	Points from Turnovers	SDSU	Bama
Points from Turnovers	13	17	
Paint	42	56	
Second Chance	6	26	
Fast Breaks	12	12	
Bench	52	19	

	Period by Period Scoring		
1st	2nd	TOT	
SDSU	38	50	88
Bama	41	63	104

GAME 3



Official Basketball Box Score - Final
South Alabama at Alabama
 11/16/21 Coleman Coliseum, Tuscaloosa
 2021-22 Men's Basketball

Game Time: 6:30 PM
 Game Duration: 2:07
 Attendance: 9,038

South Alabama - 68

Record: 1-2

NO. Name	Min	FG M-A	3P M-A	FT M-A	Rebounds OR DR TOT	Fouls PF FD	TP	AS	TO	ST	Blocks BS BA	+/-
4 Kayo Goncalves	F 38:48	4-14	4-14	0-0	0 7 7	3 5	12	0	0	3	1	0 -1
10 Diante Smith	F 32:02	2-7	1-3	2-2	1 2 3	5 1	7	2	5	2	0	3 -6
13 Javon Franklin	F 37:37	5-11	0-0	1-2	5 6 11	4 3	11	2	4	4	0	2 -4
21 Charles Manning, Jr.	G 38:10	7-18	2-7	7-8	1 5 6	2 3	23	4	7	1	1	1 1
22 Jay Jay Chandler	G 18:48	3-7	0-1	0-0	1 3 4	5 1	6	0	4	0	0	1 -4
12 Alex Anderson	30:27	4-7	0-0	1-4	3 2 5	2 3	9	0	1	0	0	2 -7
25 Jamal West	02:24	0-0	0-0	0-0	0 0 0	0 0	0	0	0	0	0	0 -4
20 Marshall Kearing	01:11	0-1	0-0	0-0	1 0 1	0 0	0	0	0	0	0	0 -1
24 Tyler Shirley	00:33	0-0	0-0	0-0	0 0 0	0 0	0	0	0	0	0	0 1
Team					1 2 3		0	0				
Totals		25-65	7-25	11-16	13 27 40	21 16	68	8	21	10	2	9 -5

Technical Fouls:Franklin 1st 8:12Manning, Jr. 2nd 12:03

Alabama - 73

Record: 3-0

NO. Name	Min	FG M-A	3P M-A	FT M-A	Rebounds OR DR TOT	Fouls PF FD	TP	AS	TO	ST	Blocks BS BA	+/-
0 Noah Gurley	F 20:56	4-10	1-6	0-0	1 3 4	2 1	9	1	1	1	0	0 4
10 Charles Bediako	C 25:52	3-5	0-0	2-3	2 2 5	2 2	8	1	4	3	5	0 9
5 Jaden Shackelford	G 34:46	6-16	4-10	2-4	2 8 10	2 3	18	1	5	1	1	1 -4
13 Jahvon Quinerly	G 35:40	3-10	0-3	2-2	0 3 3	2 3	8	5	4	1	0	1 6
14 Keon Ellis	G 31:16	6-10	2-5	4-5	2 4 6	2 6	18	1	2	3	0	1 -4
2 Darius Miles	19:37	4-7	0-2	2-4	0 2 2	2 2	10	2	2	3	1	0 10
3 JD Davison	22:15	1-3	0-1	0-1	0 2 2	2 2	2	2	3	0	1	0 0
1 Jusaun Holt	08:29	0-0	0-0	0-0	1 2 3	1 0	0	0	1	0	1	0 2
22 Keon Ambrose-Hylton	01:09	0-0	0-0	0-0	0 0 0	2 0	0	0	0	0	0	0 -3
Team					2 2 4		0	0				
Totals		27-61	7-27	12-19	11 28 39	18 19	73	12	22	12	9	2 5

Technical Fouls:Quinerly 1st 8:14Coach 2nd 17:25

	USA	Bama
Biggest lead	6 (1 st 1:36)	8 (1 st 16:16)
Best Scoring Run	8 (1 st 13:10)	10 (2 nd 8:14)
Lead Changes	6	
Times Tied	8	
Time with Lead	15:44	19:28

	Points from Turnovers	USA	Bama
Points from Turnovers	18	20	
Paint	34	36	
Second Chance	10	12	
Fast Breaks	4	5	
Bench	9	12	

	Period by Period Scoring		
1st	2nd	TOT	
USA	34	34	68
Bama	31	42	73

2021-22 BOX SCORES

GAME 5



Official Basketball Box Score - Final
Alabama at Iowa
 11/25/21 HP Field House, Lake Buena Vista, Fla.
 2021-22 Men's Basketball

Game Time: 4:00 PM
 Game Duration: 2:12
 Attendance: 2,749

Alabama - 68

Record: 4-1

Officials: Doug Simons, Vlad Tadić, Keith Patterson

NO. Name	Min	FG M-A	3P M-A	FT M-A	Rebounds OR DR TOT	Fouls PF FD	TP	AS	TO	ST	Blocks BS BA	+/-
0 Noah Gurley	F 18:33	3-5	1-2	0-0	2 2 4	3 0	7	0	2	1	0 0	-10
10 Charles Bediako	C 21:01	2-4	0-0	0-0	0 3 3	4 1	4	0	2	1	1 0	10
5 Jaden Shackelford	G 31:11	6-17	4-10	3-4	1 9 10	3 1	19	1	2	0	0 0	-3
13 Jahvon Quinerly	G 36:27	6-14	0-2	3-7	0 2 2	1 4	15	2	1	2	0 2	-4
14 Keon Ellis	G 32:35	2-3	0-1	0-0	2 6 8	1 1	4	1	1	2	2 0	0
4 Juwan Gary	20:18	2-3	0-0	0-2	2 5 7	2 3	4	0	2	0	0 0	1
3 JD Davison	23:02	2-3	0-0	4-8	1 1 2	0 4	8	3	2	1	0 0	-8
2 Darius Miles	15:52	2-7	0-2	3-4	0 2 2	3 3	7	0	0	0	0 2	-2
35 Alex Tchikou	00:44	0-0	0-0	0-0	0 0 0	0 0	0	0	1	0	0 0	0
22 Keon Ambrose-Hylton	00:17	0-0	0-0	0-0	0 0 0	1 0	0	0	0	0	0 0	-2
Team					0 0 0		0	0				
Totals		25-56	5-17	13-25	8 30 38	19 17 68	7	13	7	3	4	-4

Technical Fouls: Coach 2nd 11:11

Iowa - 72

Record: 6-0

NO. Name	Min	FG M-A	3P M-A	FT M-A	Rebounds OR DR TOT	Fouls PF FD	TP	AS	TO	ST	Blocks BS BA	+/-
0 Bernick JeanLouis	F 25:24	1-2	0-1	0-0	0 2 2	4 0	2	2	1	4	0 0	8
11 Quinn Slazinski	F 23:05	5-13	1-7	0-1	0 3 3	2 3	11	2	3	0	0 1	0
23 Nelly Joseph	F 34:57	5-10	0-0	5-6	2 9 11	3 7	15	1	2	2	4 1	7
2 Elijah Joiner	G 29:09	4-10	2-6	2-2	1 5 6	2 3	12	2	1	0	0 0	2
25 Tyson Jolly	G 32:52	4-7	1-1	4-6	1 2 3	2 3	13	0	1	0	0 1	5
24 Dylan van Eyck	21:58	2-4	0-1	0-0	0 2 2	2 0	4	3	3	2	0 0	3
5 Joshua Duach	00:36	0-0	0-0	0-0	0 0 0	0 0	0	0	0	0	0 0	-2
13 Walter Clayton Jr.	19:36	5-9	0-3	5-6	1 3 4	1 2	15	2	0	0	0 0	1
3 Ryan Myers	12:23	0-4	0-2	0-0	0 0 0	1 0	0	1	0	0	0 0	-2
Team					0 0 0		0		2			
Totals		26-59	4-21	16-21	5 26 31	17 18 72	13	13	8	4	3	4

Technical Fouls: NONE

	ALA	ION	Points from	ALA	ION	Period by Period Scoring
Biggest lead	9 (2 nd 12:27)	5 (2 nd 3:23)	Turnovers	11	6	
Best Scoring Run	6 (1 st 15:08)	7 (2 nd 5:32)	Paint	36	36	
Lead Changes	7		Second Chance	8	7	ALA 33 35 68
Times Tied	10		Fast Breaks	14	13	ION 29 43 72
Time with Lead	28:01	07:56	Bench	19	19	

GAME 6



Official Basketball Box Score - Final
Alabama at Drake
 11/25/21 HP Field House, Lake Buena Vista, Fla.
 2021-22 Men's Basketball

Game Time: 3:30 PM
 Game Duration: 2:03
 Attendance: 3,020

Officials: Rick Crawford, DJ Carstensen, Shane Staggs

Alabama - 80

Record: 5-1

NO. Name	Min	FG M-A	3P M-A	FT M-A	Rebounds OR DR TOT	Fouls PF FD	TP	AS	TO	ST	Blocks BS BA	+/-
4 Juwan Gary	F 26:36	6-9	0-0	2-4	4 6 10	4 3	14	0	2	2	0 1	14
10 Charles Bediako	C 15:31	2-2	0-0	0-0	1 3 4	2 0	4	0	0	1	2 0	-10
5 Jaden Shackelford	G 37:20	6-12	2-6	0-1	2 3 5	1 2	14	4	1	1	0 0	6
13 Jahvon Quinerly	G 35:14	4-11	2-6	8-11	0 0 0	3 8	18	4	5	1	0 0	5
14 Keon Ellis	G 31:26	3-7	1-4	2-2	1 5 6	3 2	9	0	2	1	0 0	17
0 Noah Gurley	17:20	4-6	0-1	0-1	0 3 3	4 2	8	0	0	1	1 0	15
2 Darius Miles	16:00	3-4	0-0	0-1	2 0 2	0 2	6	0	0	1	2 0	1
3 JD Davison	20:33	3-6	0-2	1-2	0 5 5	0 1	7	3	7	0	1 0	-3
Team					0 0 0		0	0				
Totals		31-57	5-19	13-22	10 25 35	17 20 80	11	17	8	6	1	9

Technical Fouls: NONE

Drake - 71

Record: 3-2

NO. Name	Min	FG		3P		FT		Rebounds		Fouls		TP	AS	TO	Blocks		+/-	Shooting By Period		
		M-A	M-A	M-A	M-A	OR	DR	PF	TD	BS	BA				1st FG	2nd FG		3rd FG		
2 Tremell Murphy	F 29:31	2-6	1-2	0-2	2-2	2	5	7	3	1	6	0	4	0	0	0	0	-21	1st FG 12-28 42.9%	
4 ShanQuan Hemphill	F 30:09	6-11	1-1	1-1	2-6	4	2	6	3	5	15	0	1	1	0	2	-5	2nd FG 2-7 28.6%		
51 Darnell Brodie	F 21:07	3-7	0-0	0-1	1	2	3	2	3	6	2	2	2	1	1	1	-14	3rd FG 3-4 75%		
00 D.J. Wilkins	G 29:28	6-11	3-7	2-2	1	2	3	17	0	1	3	0	1	0	1	1	9	1st FG 17-25 68%		
1 Roman Penn	G 26:49	1-5	0-1	2-4	2	4	6	5	3	4	6	4	2	0	1	-7	2nd FG 15-35 42.9%			
12 Tucker DeVries	29:39	5-14	3-7	2-2	2	3	5	3	1	15	1	1	0	0	1	1	1	3rd FG 5-12 41.7%		
3 Garrett Sturtz	21:16	4-5	0-0	0-0	0	2	2	1	1	8	0	1	3	0	0	0	0	FT% 7-19 36.8%		
24 Nate Ferguson	03:41	0-1	0-0	0-0	0	1	2	0	0	0	0	0	0	0	0	0	0	FT% 10-17 58.8%		
14 Ayo Akinwale	08:20	0-3	0-1	0-0	0	0	0	0	2	0	0	1	0	1	0	0	-8	Dead Ball Rebounds -4		
Team					0	0	0	0	0	0	1									
Totals		27-63	7-19	10-17	13	20	33	20	17	71	10	15	7	1	6	-9				

Technical Fouls: NONE

	ALA	DRA	Points from	ALA	DRA	Period by Period Scoring
Biggest lead	15 (1 st 3:46)	4 (1 st 17:42)	Turnovers	18	19	
Best Scoring Run	15 (1 st 7:08)	11 (1 st 0:00)	Paint	46	32	
Lead Changes	3		Second Chance	15	13	ALA 33 47 80
Times Tied	7		Fast Breaks	10	5	DRA 29 42 71
Time with Lead	27:38	08:01	Bench	21	23	

GAME 7

GAME 8

2021-22 SEASON STATS


2021-22 Alabama Men's Basketball
Combined Team Statistics
All games

Page 1/1
as of Nov 27, 2021

Game Records

Record	Overall	Home	Away	Neutral
ALL GAMES	5-1	4-0	0-0	1-1
CONFERENCE	0-0	0-0	0-0	0-0
NON-CONFERENCE	5-1	4-0	0-0	1-1

Score by Periods

Team	1st	2nd	OT	TOT
Alabama	224	280	0	504
Opponents	187	235	0	422

Team Box Score

No.	Player				Total		3-Point		F-Throw		Rebounds														
		GP-GS	MIN	AVG	FG-FGA	FG%	3FG-3FGA	3FG%	FT-FTA	FT%	OFF	DEF	TOT	AVG	PF	DQ	A	TO	BLK	STL	PTS	AVG			
5	SHACKELFORD, Jaden	6-6	193:53	32.3	39-94	.415	20-55	.364	13-20	.650	9	33	42	7.0	12	0	10	12	3	2	111	18.5			
13	QUINERLY, Jahvon	6-6	194:04	32.3	34-78	.436	10-38	.263	17-24	.708	0	17	17	2.8	11	0	23	16	1	6	95	15.8			
14	ELLIS, Keon	6-6	187:43	31.3	22-43	.512	9-24	.375	18-20	.900	13	34	47	7.8	10	0	11	10	5	12	71	11.8			
2	MILES, Darius	6-0	101:14	16.9	20-36	.556	6-13	.462	8-13	.615	6	10	16	2.7	15	0	3	3	4	5	54	9.0			
4	GARY, Juwan	4-1	75:28	18.9	14-23	.609	0-4	.000	2-6	.333	11	18	29	7.3	8	0	2	3	0	5	30	7.5			
10	BEDIAKO, Charles	6-6	123:11	20.5	20-30	.667	0-0	.000	5-10	.500	12	14	26	4.3	17	1	4	7	12	6	45	7.5			
3	DAVISON, JD	6-0	142:59	23.8	14-29	.483	3-13	.231	14-22	.636	5	22	27	4.5	5	0	24	19	2	3	45	7.5			
0	GURLEY, Noah	6-5	120:57	20.2	19-43	.442	4-18	.222	2-6	.333	9	15	24	4.0	17	0	3	9	4	5	44	7.3			
15	BARNES, Tyler	2-0	03:32	1.8	2-3	.667	1-1	1.000	2-2	1.000	0	1	1	0.5	0	0	0	0	0	0	7	3.5			
22	AMBROSE-HYLTON, Keon	5-0	21:48	4.4	1-2	.500	0-0	.000	0-0	.000	4	1	5	1.0	7	0	3	3	1	0	2	0.4			
1	HOLT, Jusaun	3-0	24:10	8.1	0-6	.000	0-5	.000	0-0	.000	3	6	9	3.0	1	0	0	2	1	0	0	0.0			
30	COTTRELL, Adam	1-0	01:45	1.8	0-0	.000	0-0	.000	0-0	.000	0	0	0	0.0	0	0	1	0	0	0	0	0.0			
21	JOHNSON, Britton	2-0	03:10	1.6	0-1	.000	0-1	.000	0-0	.000	1	1	2	1.0	0	0	0	0	0	0	0	0.0			
35	TCHIKOU, Alex	2-0	04:08	2.1	0-1	.000	0-0	.000	0-0	.000	0	1	1	0.5	0	0	0	1	0	0	0	0.0			
12	HEARD, Delaney	1-0	00:59	1.0	0-0	.000	0-0	.000	0-0	.000	0	0	0	0.0	0	0	0	0	0	0	0	0.0			
24	QUINERLY, Jaden	1-0	00:59	1.0	0-0	.000	0-0	.000	0-2	.000	0	1	1	1.0	0	0	0	0	0	0	0	0.0			
Team											7	7	14					1							
Total		6	1200		185-389	.476	53-172	.308	81-125	.648	80	181	261	43.5	103	1	84	86	33	44	504	84.0			
Opponents		6	1200		157-387	.406	37-145	.255	71-113	.628	68	146	214	35.7	110	5	61	80	12	41	422	70.3			

Team Statistics

	BAMA	OPP
Scoring	504	422
Points per game	84.0	70.3
Scoring margin	+13.7	-
Field goals-att	185-389	157-387
Field goal pct	.476	.406
3 point fg-att	53-172	37-145
3-point FG pct	.308	.255
3-pt FG made per game	8.8	6.2
Free throws-att	81-125	71-113
Free throw pct	.648	.628
F-Throws made per game	13.5	11.8
Rebounds	261	214
Rebounds per game	43.5	35.7
Rebounding margin	+7.8	-
Assists	84	61
Assists per game	14.0	10.2
Turnovers	86	80
Turnovers per game	14.3	13.3
Turnover margin	-1.0	-
Assist/turnover ratio	1.0	0.8
Steals	44	41
Steals per game	7.3	6.8
Blocks	33	12
Blocks per game	5.5	2.0
Winning streak	1	-
Home win streak	4	-
Attendance	42527	0
Home games-Avg/Game	4-10632	0-0
Neutral site-Avg/Game	-	2-2885

Team Results

Date	Opponent		Score	Att.
11/09/2021	Louisiana Tech	W	93-64	12613
11/12/2021	South Dakota St.	W	104-88	10546
11/16/2021	South Alabama	W	73-68	9038
11/19/2021	Oakland	W	86-59	10330
11/25/2021	vs Iona	L	68-72	2749
11/26/2021	vs Drake	W	80-71	3020

2021-22 SEASON/CAREER STATS


2021-22 Alabama Men's Basketball
Season/Career Statistics
All games

 Page 1/2
 as of Nov 27, 2021

Summary

Player	Season Statistics										Career Statistics									
	GP-GS	MIN/G	FG%	3FG%	FT%	R/G	A/G	STL	BLK	PTS/G	GP-GS	MIN/G	FG%	3FG%	FT%	R/G	A/G	STL	BLK	PTS/G
AMBROSE-HYLTON, Keon	5-0	4.4	.500	.000	.000	1.0	0.6	0	1	0.4	23-0	4.2	.647	.000	.250	0.8	0.2	1	2	1.0
BARNES, Tyler	2-0	1.8	.667	1.000	1.000	0.5	0.0	0	0	3.5	30-1	1.5	.333	.250	.500	0.4	0.0	3	1	0.4
BEDIAKO, Charles	6-6	20.5	.667	.000	.500	4.3	0.7	6	12	7.5	6-6	20.5	.667	.000	.500	4.3	0.7	6	12	7.5
COTTRELL, Adam	1-0	1.8	.000	.000	.000	0.0	1.0	0	0	0.0	6-0	1.0	.000	.000	.000	0.2	0.2	0	0	0.0
DAVISON, JD	6-0	23.8	.483	.231	.636	4.5	4.0	3	2	7.5	6-0	23.8	.483	.231	.636	4.5	4.0	3	2	7.5
ELLIS, Keon	6-6	31.3	.512	.375	.900	7.8	1.8	12	5	11.8	38-13	19.7	.506	.385	.776	4.6	1.2	47	19	6.5
GARY, Juwan	4-1	18.9	.609	.000	.333	7.3	0.5	5	0	7.5	34-3	10.6	.554	.077	.500	3.4	0.2	19	12	4.3
GURLEY, Noah	6-5	20.2	.442	.222	.333	4.0	0.5	5	4	7.3	6-5	20.2	.442	.222	.333	4.0	0.5	5	4	7.3
HEARD, Delaney	1-0	1.0	.000	.000	.000	0.0	0.0	0	0	0.0	3-0	1.1	.000	.000	.000	0.3	0.0	0	0	0.0
HOLT, Jusaun	3-0	8.1	.000	.000	.000	3.0	0.0	0	1	0.0	3-0	8.1	.000	.000	.000	3.0	0.0	0	1	0.0
JOHNSON, Britton	2-0	1.6	.000	.000	.000	1.0	0.0	0	0	0.0	25-0	1.2	.333	.333	.000	0.2	0.0	0	1	0.4
MILES, Darius	6-0	16.9	.556	.462	.615	2.7	0.5	5	4	9.0	23-0	7.5	.492	.394	.714	1.3	0.3	8	8	4.0
QUINERLY, Jaden	1-0	1.0	.000	.000	.000	1.0	0.0	0	0	0.0	2-0	0.9	1.000	.000	.000	0.5	0.0	0	0	1.0
QUINERLY, Jahvon	6-6	32.3	.436	.263	.708	2.8	3.8	6	1	15.8	36-13	26.3	.469	.392	.694	2.3	3.3	25	2	13.4
SHACKELFORD, Jaden	6-6	32.3	.415	.364	.650	7.0	1.7	2	3	18.5	70-57	29.6	.412	.352	.753	4.4	1.7	47	11	14.8
TCHIKOU, Alex	2-0	2.1	.000	.000	.000	0.5	0.0	0	0	0.0	2-0	2.1	.000	.000	.000	0.5	0.0	0	0	0.0

Scoring

Player	Season Statistics								Career Statistics							
	FG-FGA	FG%	3FG-3FGA	3FG%	FT-FTA	FT%	PTS	PTS/G	FG-FGA	FG%	3FG-3FGA	3FG%	FT-FTA	FT%	PTS	PTS/G
AMBROSE-HYLTON, Keon	1-2	.500	0-0	.000	0-0	.000	2	0.4	11-17	.647	0-0	.000	1-4	.250	23	1.0
BARNES, Tyler	2-3	.667	1-1	1.000	2-2	1.000	7	3.5	3-9	.333	1-4	.250	4-8	.500	11	0.4
BEDIAKO, Charles	20-30	.667	0-0	.000	5-10	.500	45	7.5	20-30	.667	0-0	.000	5-10	.500	45	7.5
COTTRELL, Adam	0-0	.000	0-0	.000	0-0	.000	0	0.0	0-0	.000	0-0	.000	0-0	.000	0	0.0
DAVISON, JD	14-29	.483	3-13	.231	14-22	.636	45	7.5	14-29	.483	3-13	.231	14-22	.636	45	7.5
ELLIS, Keon	22-43	.512	9-24	.375	18-20	.900	71	11.8	82-162	.506	30-78	.385	52-67	.776	246	6.5
GARY, Juwan	14-23	.609	0-4	.000	2-6	.333	30	7.5	62-112	.554	1-13	.077	20-40	.500	145	4.3
GURLEY, Noah	19-43	.442	4-18	.222	2-6	.333	44	7.3	19-43	.442	4-18	.222	2-6	.333	44	7.3
HEARD, Delaney	0-0	.000	0-0	.000	0-0	.000	0	0.0	0-1	.000	0-0	.000	0-0	.000	0	0.0
HOLT, Jusaun	0-6	.000	0-5	.000	0-0	.000	0	0.0	0-6	.000	0-5	.000	0-0	.000	0	0.0
JOHNSON, Britton	0-1	.000	0-1	.000	0-0	.000	0	0.0	3-9	.333	3-9	.333	0-0	.000	9	0.4
MILES, Darius	20-36	.556	6-13	.462	8-13	.615	54	9.0	32-65	.492	13-33	.394	15-21	.714	92	4.0
QUINERLY, Jaden	0-0	.000	0-0	.000	0-2	.000	0	0.0	1-1	1.000	0-0	.000	0-2	.000	2	1.0
QUINERLY, Jahvon	34-78	.436	10-38	.263	17-24	.708	95	15.8	176-375	.469	62-158	.392	68-98	.694	482	13.4
SHACKELFORD, Jaden	39-94	.415	20-55	.364	13-20	.650	111	18.5	341-828	.412	167-474	.352	189-251	.753	1038	14.8
TCHIKOU, Alex	0-1	.000	0-0	.000	0-0	.000	0	0.0	0-1	.000	0-0	.000	0-0	.000	0	0.0

2021-22 TEAM STATS



2021-22 Alabama Men's Basketball
Overall Team Statistics
All games

Page 1/1
as of Nov 27, 2021

Team Statistics

	BAMA	OPP
Scoring	504	422
Points per game	84.0	70.3
Scoring margin	+13.7	-
Field goals-att	185-389	157-387
Field goal pct	.476	.406
3 point fg-att	53-172	37-145
3-point FG pct	.308	.255
3-pt FG made per game	8.8	6.2
Free throws-att	81-125	71-113
Free throw pct	.648	.628
F-Throws made per game	13.5	11.8
Rebounds	261	214
Rebounds per game	43.5	35.7
Rebounding margin	+7.8	-
Assists	84	61
Assists per game	14.0	10.2
Turnovers	86	80
Turnovers per game	14.3	13.3
Turnover margin	-1.0	-
Assist/turnover ratio	1.0	0.8
Steals	44	41
Steals per game	7.3	6.8
Blocks	33	12
Blocks per game	5.5	2.0
Winning streak	1	-
Home win streak	4	-
Attendance	42527	0
Home games-Avg/Game	4-10632	0-0
Neutral site-Avg/Game	-	2-2885

Score by Periods

Team	1st	2nd	OT	TOT
Alabama	224	280	0	504
Opponents	187	235	0	422

2021-22 POINTS-REBOUNDS-ASSISTS


 2021-22 Alabama Men's Basketball
 Points-rebounds-assists
 All games

 Page 1/1
 as of Nov 27, 2021

Opponent	Date	Score		0	1	2	3	4	5	10	12	13	14	15
				GURLEY,NOA	HOLT,JUSAU	MILES,DARI	DAVISON,JD	GARY,JUWAN	SHACKELFOR	BEDIAKO,CH	HEARD,DELA	QUINERLY,J	ELLIS,KEON	BARNES,TYL
Louisiana Tech	11/09/2021	93-64	W	3-1-2	0-1-0	11-3-0	12-6-6	12-10-1	17-7-2	5-3-1	0-0-0	9-4-2	18-9-3	4-0-0
South Dakota St.	11/12/2021	104-88	W	9-5-0	DNP	13-4-0	6-5-5	0-2-1	23-5-0	12-6-2	DNP	26-5-8	15-13-3	DNP
South Alabama	11/16/2021	73-68	W	9-4-1	0-3-0	10-2-2	2-2-2	DNP	18-10-1	8-5-1	DNP	8-3-5	18-6-1	DNP
Oakland	11/19/2021	86-59	W	8-7-0	0-5-0	7-3-1	10-7-5	DNP	20-5-2	12-5-0	DNP	19-3-2	7-5-3	3-1-0
vs Iona	11/25/2021	68-72	L	7-4-0	DNP	7-2-0	8-2-3	4-7-0	19-10-1	4-3-0	DNP	15-2-2	4-8-1	DNP
vs Drake	11/26/2021	80-71	W	8-3-0	DNP	6-2-0	7-5-3	14-10-0	14-5-4	4-4-0	DNP	18-0-4	9-6-0	DNP
Opponent	Date	Score		21	22	24	30	35						
				JOHNSON,BR	AMBROSE-HY	QUINERLY,J	COTTRELL,A	TCHIKOU,AL						
Louisiana Tech	11/09/2021	93-64	W	0-2-0	2-1-2	0-1-0	DNP	DNP						
South Dakota St.	11/12/2021	104-88	W	DNP	0-1-0	DNP	DNP	DNP						
South Alabama	11/16/2021	73-68	W	DNP	0-0-0	DNP	DNP	DNP						
Oakland	11/19/2021	86-59	W	0-0-0	0-3-1	DNP	0-0-1	0-1-0						
vs Iona	11/25/2021	68-72	L	DNP	0-0-0	DNP	DNP	0-0-0						
vs Drake	11/26/2021	80-71	W	DNP	DNP	DNP	DNP	DNP						

2021-22 TEAM GAME-BY-GAME



2021-22 Alabama Men's Basketball
Team Game-by-Game
All games

Page 1/1
as of Nov 27, 2021

				Total		3-Pointers		Free throws		Rebounds											
Opponent	Date	Score		FG-FGA	PCT	3FG-3FGA	PCT	FT-FTA	PCT	OFF	DEF	TOT	AVG	PF	A	TO	BLK	STL	PTS	AVG	
Louisiana Tech	11/09/2021	93-64	W	32-64	.500	13-33	.394	16-23	.696	16	35	51	51.0	19	19	14	2	9	93	93.0	
South Dakota St.	11/12/2021	104-88	W	41-84	.488	13-40	.325	9-14	.643	18	29	47	49.0	17	19	8	3	4	104	98.5	
South Alabama	11/16/2021	73-68	W	27-61	.443	7-27	.259	12-19	.632	11	28	39	45.7	17	13	22	9	12	73	90.0	
Oakland	11/19/2021	86-59	W	29-67	.433	10-36	.278	18-22	.818	17	34	51	47.0	15	15	12	10	4	86	89.0	
vs Iona	11/25/2021	68-72	L	25-56	.446	5-17	.294	13-25	.520	8	30	38	45.2	18	7	13	3	7	68	84.8	
vs Drake	11/26/2021	80-71	W	31-57	.544	5-19	.263	13-22	.591	10	25	35	43.5	17	11	17	6	8	80	84.0	
Total		504		185-389	.476	53-172	.308	81-125	.648	80	181	261	43.5	103	84	86	33	44	504	84.0	
Opponents		422		157-387	.406	37-145	.255	71-113	.628	68	146	214	35.7	110	61	80	12	41	422	70.3	

Alabama Averages

Games Played	Points/game	FG Pct	3FG Pct	FT Pct	Rebounds/game	Assists/game	Turnovers/game	Assist/Turnover ratio	Steals/game	Blocks/game
6	84.0	47.6	30.8	64.8	43.5	14.0	14.3	1.0	7.3	5.5

2021-22 OPPONENT GAME-BY-GAME



2021-22 Alabama Men's Basketball
Opponents Game-by-Game
All games

Page 1/1
as of Nov 27, 2021

				Total		3-Pointers		Free throws		Rebounds											
Opponent	Date	Score		FG-FGA	PCT	3FG-3FGA	PCT	FT-FTA	PCT	OFF	DEF	TOT	AVG	PF	A	TO	BLK	STL	PTS	AVG	
Louisiana Tech	11/09/2021	93-64	W	26-67	.388	6-26	.231	6-19	.316	16	21	37	37.0	18	11	11	1	3	64	64.0	
South Dakota St.	11/12/2021	104-88	W	34-70	.486	9-31	.290	11-18	.611	9	29	38	37.5	19	15	11	2	4	88	76.0	
South Alabama	11/16/2021	73-68	W	25-65	.385	7-25	.280	11-16	.688	13	27	40	38.3	21	8	21	2	10	68	73.3	
Oakland	11/19/2021	86-59	W	19-63	.302	4-23	.174	17-22	.773	12	23	35	37.5	15	3	9	1	9	59	69.8	
vs Iona	11/25/2021	68-72	L	26-59	.441	4-21	.190	16-21	.762	5	26	31	36.2	17	14	13	5	8	72	70.2	
vs Drake	11/26/2021	80-71	W	27-63	.429	7-19	.368	10-17	.588	13	20	33	35.7	20	10	15	1	7	71	70.3	
Total		422		157-387	.406	37-145	.255	71-113	.628	68	146	214	35.7	110	61	80	12	41	422	70.3	
Alabama		504		185-389	.476	53-172	.308	81-125	.648	80	181	261	43.5	103	84	86	33	44	504	84.0	

Opponents Averages

Games Played	Points/game	FG Pct	3FG Pct	FT Pct	Rebounds/game	Assists/game	Turnovers/game	Assist/Turnover ratio	Steals/game	Blocks/game
6	70.3	40.6	25.5	62.8	35.7	10.2	13.3	0.8	6.8	2.0

2021-22 ALABAMA GAME HIGHS



2021-22 Alabama Men's Basketball
Team High/Low Analysis
All games

Page 1/4
as of Nov 27, 2021

Alabama - Game Highs

POINTS	104		South Dakota St. (11/12/2021)
	93		Louisiana Tech (11/09/2021)
	86		Oakland (11/19/2021)
	80		vs Drake (N) (11/26/2021)
	73		South Alabama (11/16/2021)
FIELD GOALS MADE	41		South Dakota St. (11/12/2021)
	32		Louisiana Tech (11/09/2021)
FIELD GOAL ATTEMPTS	84		South Dakota St. (11/12/2021)
	67		Oakland (11/19/2021)
FIELD GOAL PERCENTAGE	.544	(31-57)	vs Drake (N) (11/26/2021)
	.500	(32-64)	Louisiana Tech (11/09/2021)
3 PT FG MADE	13		South Dakota St. (11/12/2021)
	13		Louisiana Tech (11/09/2021)
3 PT FG ATTEMPTS	40		South Dakota St. (11/12/2021)
	36		Oakland (11/19/2021)
3 PT FG PERCENTAGE	.394	(13-33)	Louisiana Tech (11/09/2021)
	.325	(13-40)	South Dakota St. (11/12/2021)
FREE THROWS MADE	18		Oakland (11/19/2021)
	16		Louisiana Tech (11/09/2021)
FREE THROW ATTEMPTS	25		vs Iona (N) (11/25/2021)
	23		Louisiana Tech (11/09/2021)
FREE THROW PERCENTAGE	.818	(18-22)	Oakland (11/19/2021)
	.696	(16-23)	Louisiana Tech (11/09/2021)
REBOUNDS	51		Oakland (11/19/2021)
	51		Louisiana Tech (11/09/2021)
ASSISTS	19		South Dakota St. (11/12/2021)
	19		Louisiana Tech (11/09/2021)
STEALS	12		South Alabama (11/16/2021)
	9		Louisiana Tech (11/09/2021)
BLOCKED SHOTS	10		Oakland (11/19/2021)
	9		South Alabama (11/16/2021)
TURNOVERS	22		South Alabama (11/16/2021)
	17		vs Drake (N) (11/26/2021)
FOULS	19		vs Iona (N) (11/25/2021)
	19		Louisiana Tech (11/09/2021)

2021-22 OPPONENT GAME HIGHS



2021-22 Alabama Men's Basketball
Team High/Low Analysis
All games

Page 2/4
as of Nov 27, 2021

Opponent - Game Highs

POINTS	88		South Dakota St. (11/12/2021)
	72		vs Iona (N) (11/25/2021)
	71		vs Drake (N) (11/26/2021)
	68		South Alabama (11/16/2021)
	64		Louisiana Tech (11/09/2021)
FIELD GOALS MADE	34		South Dakota St. (11/12/2021)
	27		vs Drake (N) (11/26/2021)
FIELD GOAL ATTEMPTS	70		South Dakota St. (11/12/2021)
	67		Louisiana Tech (11/09/2021)
FIELD GOAL PERCENTAGE	.486	(34-70)	South Dakota St. (11/12/2021)
	.441	(26-59)	vs Iona (N) (11/25/2021)
3 PT FG MADE	9		South Dakota St. (11/12/2021)
	7		vs Drake (N) (11/26/2021)
	7		South Alabama (11/16/2021)
3 PT FG ATTEMPTS	31		South Dakota St. (11/12/2021)
	26		Louisiana Tech (11/09/2021)
3 PT FG PERCENTAGE	.368	(7-19)	vs Drake (N) (11/26/2021)
	.290	(9-31)	South Dakota St. (11/12/2021)
FREE THROWS MADE	17		Oakland (11/19/2021)
	16		vs Iona (N) (11/25/2021)
FREE THROW ATTEMPTS	22		Oakland (11/19/2021)
	21		vs Iona (N) (11/25/2021)
FREE THROW PERCENTAGE	.773	(17-22)	Oakland (11/19/2021)
	.762	(16-21)	vs Iona (N) (11/25/2021)
REBOUNDS	40		South Alabama (11/16/2021)
	38		South Dakota St. (11/12/2021)
ASSISTS	15		South Dakota St. (11/12/2021)
	14		vs Iona (N) (11/25/2021)
STEALS	10		South Alabama (11/16/2021)
	9		Oakland (11/19/2021)
BLOCKED SHOTS	5		vs Iona (N) (11/25/2021)
	2		South Alabama (11/16/2021)
	2		South Dakota St. (11/12/2021)
TURNOVERS	21		South Alabama (11/16/2021)
	15		vs Drake (N) (11/26/2021)
FOULS	21		South Alabama (11/16/2021)
	20		vs Drake (N) (11/26/2021)

2021-22 ALABAMA GAME LOWS



2021-22 Alabama Men's Basketball
Team High/Low Analysis
All games

Page 3/4
as of Nov 27, 2021

Alabama - Game Lows

POINTS	68		vs Iona (N) (11/25/2021)
	73		South Alabama (11/16/2021)
	80		vs Drake (N) (11/26/2021)
	86		Oakland (11/19/2021)
	93		Louisiana Tech (11/09/2021)
FIELD GOALS MADE	25		vs Iona (N) (11/25/2021)
	27		South Alabama (11/16/2021)
FIELD GOAL ATTEMPTS	56		vs Iona (N) (11/25/2021)
	57		vs Drake (N) (11/26/2021)
FIELD GOAL PERCENTAGE	.433	(29-67)	Oakland (11/19/2021)
	.443	(27-61)	South Alabama (11/16/2021)
3 PT FG MADE	5		vs Drake (N) (11/26/2021)
	5		vs Iona (N) (11/25/2021)
3 PT FG ATTEMPTS	17		vs Iona (N) (11/25/2021)
	19		vs Drake (N) (11/26/2021)
3 PT FG PERCENTAGE	.259	(7-27)	South Alabama (11/16/2021)
	.263	(5-19)	vs Drake (N) (11/26/2021)
FREE THROWS MADE	9		South Dakota St. (11/12/2021)
	12		South Alabama (11/16/2021)
FREE THROW ATTEMPTS	14		South Dakota St. (11/12/2021)
	19		South Alabama (11/16/2021)
FREE THROW PERCENTAGE	.520	(13-25)	vs Iona (N) (11/25/2021)
	.591	(13-22)	vs Drake (N) (11/26/2021)
REBOUNDS	35		vs Drake (N) (11/26/2021)
	38		vs Iona (N) (11/25/2021)
ASSISTS	7		vs Iona (N) (11/25/2021)
	11		vs Drake (N) (11/26/2021)
STEALS	4		Oakland (11/19/2021)
	4		South Dakota St. (11/12/2021)
BLOCKED SHOTS	2		Louisiana Tech (11/09/2021)
	3		vs Iona (N) (11/25/2021)
	3		South Dakota St. (11/12/2021)
TURNOVERS	8		South Dakota St. (11/12/2021)
	12		Oakland (11/19/2021)
FOULS	15		Oakland (11/19/2021)
	17		vs Drake (N) (11/26/2021)
	17		South Dakota St. (11/12/2021)

2021-22 OPPONENT GAME LOWS



2021-22 Alabama Men's Basketball
Team High/Low Analysis
All games

Page 4/4
as of Nov 27, 2021

Opponent - Game Lows

POINTS	59		Oakland (11/19/2021)
	64		Louisiana Tech (11/09/2021)
	68		South Alabama (11/16/2021)
	71		vs Drake (N) (11/26/2021)
	72		vs Iona (N) (11/25/2021)
FIELD GOALS MADE	19		Oakland (11/19/2021)
	25		South Alabama (11/16/2021)
FIELD GOAL ATTEMPTS	59		vs Iona (N) (11/25/2021)
	63		vs Drake (N) (11/26/2021)
	63		Oakland (11/19/2021)
FIELD GOAL PERCENTAGE	.302	(19-63)	Oakland (11/19/2021)
	.385	(25-65)	South Alabama (11/16/2021)
3 PT FG MADE	4		vs Iona (N) (11/25/2021)
	4		Oakland (11/19/2021)
3 PT FG ATTEMPTS	19		vs Drake (N) (11/26/2021)
	21		vs Iona (N) (11/25/2021)
3 PT FG PERCENTAGE	.174	(4-23)	Oakland (11/19/2021)
	.190	(4-21)	vs Iona (N) (11/25/2021)
FREE THROWS MADE	6		Louisiana Tech (11/09/2021)
	10		vs Drake (N) (11/26/2021)
FREE THROW ATTEMPTS	16		South Alabama (11/16/2021)
	17		vs Drake (N) (11/26/2021)
FREE THROW PERCENTAGE	.316	(6-19)	Louisiana Tech (11/09/2021)
	.588	(10-17)	vs Drake (N) (11/26/2021)
REBOUNDS	31		vs Iona (N) (11/25/2021)
	33		vs Drake (N) (11/26/2021)
ASSISTS	3		Oakland (11/19/2021)
	8		South Alabama (11/16/2021)
STEALS	3		Louisiana Tech (11/09/2021)
	4		South Dakota St. (11/12/2021)
BLOCKED SHOTS	1		vs Drake (N) (11/26/2021)
	1		Oakland (11/19/2021)
	1		Louisiana Tech (11/09/2021)
TURNOVERS	9		Oakland (11/19/2021)
	11		South Dakota St. (11/12/2021)
	11		Louisiana Tech (11/09/2021)
FOULS	15		Oakland (11/19/2021)
	17		vs Iona (N) (11/25/2021)

2021-22 ALABAMA INDIVIDUAL HIGHS


2021-22 Alabama Men's Basketball
Player Highs Analysis
All games

 Page 1/3
 as of Nov 27, 2021
Alabama - Individual Game Highs

POINTS	26		Jahvon Quinerly vs South Dakota St. (11/12/2021)
	23		Jaden Shackelford vs South Dakota St. (11/12/2021)
	20		Jaden Shackelford vs Oakland (11/19/2021)
	19		Jaden Shackelford vs Iona (N) (11/25/2021)
	19		Jahvon Quinerly vs Oakland (11/19/2021)
FIELD GOALS MADE	11		Jahvon Quinerly vs South Dakota St. (11/12/2021)
	8		Jaden Shackelford vs South Dakota St. (11/12/2021)
FIELD GOAL ATTEMPTS	24		Jahvon Quinerly vs South Dakota St. (11/12/2021)
	17		Jaden Shackelford vs Iona (N) (11/25/2021)
	17		Jaden Shackelford vs Oakland (11/19/2021)
	17		Jaden Shackelford vs South Dakota St. (11/12/2021)
FIELD GOAL PERCENTAGE (min 5 made)	.857	(6-7)	Charles Bediako vs South Dakota St. (11/12/2021)
	.714	(5-7)	Keon Ellis vs Louisiana Tech (11/09/2021)
3 PT FG MADE	4		Jaden Shackelford vs Iona (N) (11/25/2021)
	4		Jaden Shackelford vs South Alabama (11/16/2021)
	4		Jahvon Quinerly vs South Dakota St. (11/12/2021)
	4		Jaden Shackelford vs Louisiana Tech (11/09/2021)
3 PT FG ATTEMPTS	15		Jahvon Quinerly vs South Dakota St. (11/12/2021)
	11		Jaden Shackelford vs Oakland (11/19/2021)
3 PT FG PERCENTAGE (min 2 made)	1.000	(3-3)	Darius Miles vs Louisiana Tech (11/09/2021)
	.750	(3-4)	Darius Miles vs South Dakota St. (11/12/2021)
	.750	(3-4)	Keon Ellis vs Louisiana Tech (11/09/2021)
FREE THROWS MADE	8		Jahvon Quinerly vs Drake (N) (11/26/2021)
	5		JD Davison vs Louisiana Tech (11/09/2021)
	5		Keon Ellis vs Louisiana Tech (11/09/2021)
FREE THROW ATTEMPTS	11		Jahvon Quinerly vs Drake (N) (11/26/2021)
	8		JD Davison vs Iona (N) (11/25/2021)
FREE THROW PERCENTAGE (min 3 made)	1.000	(5-5)	Keon Ellis vs Louisiana Tech (11/09/2021)
	1.000	(4-4)	Keon Ellis vs Oakland (11/19/2021)
	1.000	(3-3)	Jaden Shackelford vs Oakland (11/19/2021)
	1.000	(3-3)	Darius Miles vs Oakland (11/19/2021)
REBOUNDS	13		Keon Ellis vs South Dakota St. (11/12/2021)
	10		Juan Gary vs Drake (N) (11/26/2021)
	10		Jaden Shackelford vs Iona (N) (11/25/2021)
	10		Jaden Shackelford vs South Alabama (11/16/2021)
	10		Juan Gary vs Louisiana Tech (11/09/2021)
ASSISTS	8		Jahvon Quinerly vs South Dakota St. (11/12/2021)
	6		JD Davison vs Louisiana Tech (11/09/2021)
STEALS	3		Darius Miles vs South Alabama (11/16/2021)
	3		Charles Bediako vs South Alabama (11/16/2021)
	3		Keon Ellis vs South Alabama (11/16/2021)
	3		Juan Gary vs Louisiana Tech (11/09/2021)
	3		Keon Ellis vs Louisiana Tech (11/09/2021)
BLOCKED SHOTS	5		Charles Bediako vs South Alabama (11/16/2021)
	3		Charles Bediako vs Oakland (11/19/2021)
TURNOVERS	7		JD Davison vs Drake (N) (11/26/2021)
	5		Jahvon Quinerly vs Drake (N) (11/26/2021)
	5		Jaden Shackelford vs South Alabama (11/16/2021)
FOULS	5		Charles Bediako vs Louisiana Tech (11/09/2021)
	4		Noah Gurley vs Drake (N) (11/26/2021)
	4		Juan Gary vs Drake (N) (11/26/2021)
	4		Charles Bediako vs Iona (N) (11/25/2021)
	4		Darius Miles vs South Dakota St. (11/12/2021)
	4		Jaden Shackelford vs South Dakota St. (11/12/2021)
	4		Noah Gurley vs Louisiana Tech (11/09/2021)



2021-22 OPPONENT INDIVIDUAL HIGHS


**2021-22 Alabama Men's Basketball
Player Highs Analysis
All games**

 Page 3/3
as of Nov 27, 2021
Opponent - Individual Game Highs

POINTS	31		Jamal Cain vs Oakland (11/19/2021)
	23		Charles Manning, Jr. vs South Alabama (11/16/2021)
	23		Noah Freidel vs South Dakota St. (11/12/2021)
	17		D.J. Wilkins vs Drake (N) (11/26/2021)
	16		Keaston Willis vs Louisiana Tech (11/09/2021)
FIELD GOALS MADE	10		Jamal Cain vs Oakland (11/19/2021)
	8		Noah Freidel vs South Dakota St. (11/12/2021)
FIELD GOAL ATTEMPTS	23		Jamal Cain vs Oakland (11/19/2021)
	18		Charles Manning, Jr. vs South Alabama (11/16/2021)
FIELD GOAL PERCENTAGE (min 5 made)	.714	(5-7)	Douglas Wilson vs South Dakota St. (11/12/2021)
	.615	(8-13)	Noah Freidel vs South Dakota St. (11/12/2021)
3 PT FG MADE	4		Kayo Goncalves vs South Alabama (11/16/2021)
	3		D.J. Wilkins vs Drake (N) (11/26/2021)
	3		Tucker DeVries vs Drake (N) (11/26/2021)
	3		Noah Freidel vs South Dakota St. (11/12/2021)
	3		Keaston Willis vs Louisiana Tech (11/09/2021)
3 PT FG ATTEMPTS	14		Kayo Goncalves vs South Alabama (11/16/2021)
	8		Keaston Willis vs Louisiana Tech (11/09/2021)
3 PT FG PERCENTAGE (min 2 made)	.667	(2-3)	Alex Arians vs South Dakota St. (11/12/2021)
	.429	(3-7)	Tucker DeVries vs Drake (N) (11/26/2021)
	.429	(3-7)	D.J. Wilkins vs Drake (N) (11/26/2021)
	.429	(3-7)	Noah Freidel vs South Dakota St. (11/12/2021)
FREE THROWS MADE	9		Jamal Cain vs Oakland (11/19/2021)
	7		Charles Manning, Jr. vs South Alabama (11/16/2021)
FREE THROW ATTEMPTS	11		Jamal Cain vs Oakland (11/19/2021)
	8		Charles Manning, Jr. vs South Alabama (11/16/2021)
FREE THROW PERCENTAGE (min 3 made)	1.000	(4-4)	Trey Townsend vs Oakland (11/19/2021)
	.875	(7-8)	Charles Manning, Jr. vs South Alabama (11/16/2021)
REBOUNDS	18		Baylor Scheierman vs South Dakota St. (11/12/2021)
	11		Nelly Joseph vs Iona (N) (11/25/2021)
	11		Javon Franklin vs South Alabama (11/16/2021)
ASSISTS	6		Roman Penn vs Drake (N) (11/26/2021)
	6		Luke Appel vs South Dakota St. (11/12/2021)
	6		Baylor Scheierman vs South Dakota St. (11/12/2021)
STEALS	4		Berrick JeanLouis vs Iona (N) (11/25/2021)
	4		Javon Franklin vs South Alabama (11/16/2021)
BLOCKED SHOTS	3		Nelly Joseph vs Iona (N) (11/25/2021)
	1		Darnell Brodie vs Drake (N) (11/26/2021)
	1		Quinn Slazinski vs Iona (N) (11/25/2021)
	1		Berrick JeanLouis vs Iona (N) (11/25/2021)
	1		Chris Conway vs Oakland (11/19/2021)
	1		Kayo Goncalves vs South Alabama (11/16/2021)
	1		Charles Manning, Jr. vs South Alabama (11/16/2021)
	1		Alex Arians vs South Dakota St. (11/12/2021)
	1		Matt Dentlinger vs South Dakota St. (11/12/2021)
	1		Kenny Hunter vs Louisiana Tech (11/09/2021)
TURNOVERS	7		Charles Manning, Jr. vs South Alabama (11/16/2021)
	5		Diante Smith vs South Alabama (11/16/2021)
FOULS	5		Roman Penn vs Drake (N) (11/26/2021)
	5		Jay Jay Chandler vs South Alabama (11/16/2021)
	5		Diante Smith vs South Alabama (11/16/2021)
	5		Luke Appel vs South Dakota St. (11/12/2021)
	5		Douglas Wilson vs South Dakota St. (11/12/2021)

2020-21 SEASON STATS



2020-21 Alabama Men's Basketball Combined Team Statistics All games

 Page 1/1
as of Mar 29, 2021

Game Records

Record	Overall	Home	Away	Neutral
ALL GAMES	26-7	12-1	7-3	7-3
CONFERENCE	16-2	9-0	7-2	0-0
NON-CONFERENCE	10-5	3-1	0-1	7-3

Score by Periods

Team	1st	2nd	OT	TOT
Alabama	1229	1387	13	2629
Opponents	1101	1189	23	2313

Team Box Score

No.	Player				Total		3-Point		F-Throw		Rebounds													
		GP-GS	MIN	AVG	FG-FGA	FG%	3FG-FGA	3FG%	FT-FTA	FT%	OFF	DEF	TOT	AVG	PF	DQ	A	TO	BLK	STL	PTS	AVG		
5	SHACKELFORD, Jaden	33-32	969:06	29.4	154-376	.410	63-184	.342	90-119	.756	26	99	125	3.8	50	1	65	50	2	28	461	14.0		
13	QUINERLY, Jahvon	30-7	753:21	25.1	142-297	.478	52-120	.433	51-74	.689	15	50	65	2.2	59	1	96	69	1	19	387	12.9		
23	PETTY JR. , John	32-31	1001:47	31.3	139-331	.420	77-208	.370	47-64	.734	30	135	165	5.2	69	1	61	62	18	41	402	12.6		
1	JONES, Herbert	33-33	902:25	27.3	129-289	.446	20-57	.351	92-129	.713	82	135	217	6.6	94	4	108	93	37	57	370	11.2		
11	PRIMO, Joshua	30-19	673:29	22.4	84-195	.431	43-113	.381	33-44	.750	31	70	101	3.4	50	0	25	41	9	17	244	8.1		
2	BRUNER, Jordan	24-23	435:38	18.2	46-106	.434	21-64	.328	22-31	.710	40	53	93	3.9	38	0	30	21	22	29	135	5.6		
14	ELLIS, Keon	32-7	559:18	17.5	60-119	.504	21-54	.389	34-47	.723	29	100	129	4.0	65	2	34	34	14	35	175	5.5		
3	REESE, Alex	33-9	496:58	15.1	66-179	.369	35-124	.282	12-17	.706	24	78	102	3.1	45	1	20	18	16	16	179	5.4		
4	GARY, Juwan	30-2	283:39	9.5	48-89	.539	1-9	.111	18-34	.529	40	45	85	2.8	40	1	5	13	12	14	115	3.8		
33	ROJAS, James	30-1	332:36	11.1	28-80	.350	6-26	.231	24-36	.667	20	58	78	2.6	60	0	11	30	6	16	86	2.9		
12	MILES, Darius	17-0	70:54	4.2	12-29	.414	7-20	.350	7-8	.875	3	12	15	0.9	8	0	4	15	4	3	38	2.2		
24	QUINERLY, Jaden	1-0	00:46	0.8	1-1	1.000	0-0	.000	0-0	.000	0	0	0	0.0	1	0	0	0	0	0	2	2.0		
22	AMBROSE-HYLTON, Keon	18-0	73:53	4.1	10-15	.667	0-0	.000	1-4	.250	3	10	13	0.7	9	0	2	3	1	1	21	1.2		
21	JOHNSON, Britton	12-0	17:22	1.4	2-5	.400	2-5	.400	0-0	.000	1	2	3	0.3	5	0	1	0	0	0	6	0.5		
15	BARNES, Tyler	13-1	23:37	1.8	1-3	.333	0-2	.000	2-4	.500	1	7	8	0.6	2	0	1	0	0	2	4	0.3		
30	WALL, Kendall	15-0	28:09	1.9	2-10	.200	0-3	.000	0-1	.000	3	5	8	0.5	7	0	1	3	1	2	4	0.3		
25	COTTRELL, Adam	1-0	01:04	1.1	0-0	.000	0-0	.000	0-0	.000	0	0	0	0.0	0	0	0	0	0	0	0	0.0		
10	HEARD, Delaney	2-0	02:20	1.2	0-1	.000	0-0	.000	0-0	.000	0	1	1	0.5	1	0	0	0	0	0	0	0.0		
Team											67	68	135					7						
Total		33	6626		924-2125	.435	348-989	.352	433-612	.708	415	928	1343	40.7	603	11	464	459	143	280	2629	79.7		
Opponents		33	6625		837-2053	.408	205-704	.291	434-630	.689	382	872	1254	38.0	599	9	368	506	161	261	2313	70.1		

Team Statistics

	BAMA	OPP
Scoring	2629	2313
Points per game	79.7	70.1
Scoring margin	+9.6	-
Field goals-att	924-2125	837-2053
Field goal pct	.435	.408
3 point fg-att	348-989	205-704
3-point FG pct	.352	.291
3-pt FG made per game	10.5	6.2
Free throws-att	433-612	434-630
Free throw pct	.708	.689
F-Throws made per game	13.1	13.2
Rebounds	1343	1254
Rebounds per game	40.7	38.0
Rebounding margin	+2.7	-
Assists	464	368
Assists per game	14.1	11.2
Turnovers	459	506
Turnovers per game	13.9	15.3
Turnover margin	+1.4	-
Assist/turnover ratio	1.0	0.7
Steals	280	261
Steals per game	8.5	7.9
Blocks	143	161
Blocks per game	4.3	4.9
Winning streak	0	-
Home win streak	10	-
Attendance	26685	27305
Home games-Avg/Game	13-2053	10-2731
Neutral site-Avg/Game	-	10-794

Team Results

Date	Opponent		Score	Att.
11/25/2020	Jacksonville St.	W	81-57	2025
11/30/2020	vs Stanford	L	64-82	0
12/01/2020	vs UNLV	W	86-74	0
12/02/2020	vs Providence	W	88-71	0
12/12/2020	vs Clemson	L	56-64	0
12/15/2020	Furman	W	83-80	2055
12/19/2020	Western Ky.	L	71-73	2055
12/22/2020	ETSU	W	85-69	2055
12/29/2020	Ole Miss	W	82-64	2055
01/02/2021	at Tennessee	W	71-63	4191
01/05/2021	Florida	W	86-71	2055
01/09/2021	at Auburn	W	94-90	1824
01/12/2021	at Kentucky	W	85-65	3075
01/16/2021	Arkansas	W	90-59	2055
01/19/2021	at LSU	W	105-75	2295
01/23/2021	Mississippi St.	W	81-73	2055
01/26/2021	Kentucky	W	70-59	2055
01/30/2021	at Oklahoma	L	61-66	2680
02/03/2021	LSU	W	78-60	2055
02/06/2021	at Missouri	L	65-68	3113
02/09/2021	at South Carolina	W	81-78	3089
02/13/2021	Georgia	W	115-82	2055
02/20/2021	Vanderbilt	W	82-78	2055
02/24/2021	at Arkansas	L	66-81	4400
02/27/2021	at Mississippi St.	W	64-59	1000
03/02/2021	Auburn	W	70-58	2055
03/06/2021	at Georgia	W	89-79	1638
03/12/2021	vs Mississippi St.	W	85-48	2186
03/13/2021	vs Tennessee	W	73-68	3164
03/14/2021	vs LSU	W	80-79	2586
03/20/2021	vs Iona	W	68-55	0
03/22/2021	vs Maryland	W	96-77	0
03/28/2021	vs UCLA	Lot	78-88	0

2021-22 RADIO/TV CHART


NOAH GURLEY
FORWARD Gr. • 6-8 • 215
Fayetteville, Ga.
(Furman/Fayette County HS)

JUSAUN HOLT
GUARD Fr. • 6-6 • 190
Tacoma, Wash.
(St. Francis Day School)

DARIUS MILES
FORWARD So. • 6-6 • 185
Washington, D.C.
(IMG Academy)

JD DAVISON
GUARD Fr. • 6-3 • 195
Latohatchee, Ala.
(Calhoun HS)

JUWAN GARY
FORWARD So. • 6-6 • 218
Columbia, S.C.
(West Charlotte HS)

JADEN SHACKELFORD
GUARD Jr. • 6-3 • 200
Hesperia, Calif.
(Hesperia HS)

CHARLES BEDIAKO
CENTER Fr. • 7-0 • 225
Brampton, Ontario
(IMG Academy)

DELANEY HEARD
GUARD So. • 6-3 • 198
Canton, Ga.
(Oak Hill Academy)

JAHVON QUINERLY
GUARD Jr. • 6-1 • 175
Hackensack, N.J.
(Villanova/Hudson Catholic HS)


KEON ELLIS
GUARD Sr. • 6-6 • 175
Eustis, Fla.
(Florida SW State/Leesburg HS)


TYLER BARNES
FORWARD Gr. • 6-8 • 210
Louisville, Ky.
(St. Xavier HS)

BRITTON JOHNSON
GUARD Sr. • 6-4 • 185
Mountain Brook, Ala.
(Mountain Brook HS)

KEON AMBROSE-HYLTON
FORWARD So. • 6-8 • 215
Toronto, Ontario
(Andrews Osborne Academy)

JADEN QUINERLY
GUARD So. • 6-0 • 155
Hackensack, N.J.
(Ramsey HS)

NIMARI BURNETT
GUARD So. • 6-4 • 190
Chicago, Ill.
(Texas Tech/Prolific Prep)

ADAM COTTRELL
GUARD Jr. • 6-3 • 200
Flowery Branch, Ga.
(Lakeview Academy)

JAMES ROJAS
FORWARD Sr. • 6-8 • 220
Jamestown, N.Y.
(Hutchinson CC/Jamestown HS)

ALEX TCHIKOU
FORWARD R-Fr. • 6-11 • 230
Paris France
(Dream City Christian HS)

NATE OATS
HEAD COACH
3rd Season

CHARLIE HENRY
ASSISTANT COACH
3rd Season

BRYAN HODGSON
ASSISTANT COACH
3rd Season

ANTOINE PETTWAY
ASSISTANT COACH
11th Season