

miami



# MEDIA GUIDE

2021-22 WOMEN'S BASKETBALL





**809**

VICTORIES

**29**

ALL-CONFERENCE  
HONOREES

**29**

1,000-POINT SCORERS

**22**

POSTSEASON BERTHS

**17**

20-WIN SEASONS

**14**

NCAA TOURNAMENT  
APPEARANCES

**11**

ALL-AMERICA  
HONOREES

**10**

CONSECUTIVE  
POSTSEASON TRIPS

**7**

WNBA PLAYERS/  
DRAFTEES

**3**

CONFERENCE REGULAR  
SEASON TITLES

**2**

CONFERENCE PLAYERS  
OF THE YEAR

**1**

NATIONAL PLAYER  
OF THE YEAR





# TABLE OF CONTENTS

## INTRODUCTION

|       |  |
|-------|--|
| 1     | Table of Contents                              |
| 2     | 2021-22 Schedule                               |
| 3     | Quick Facts                                    |
| 4     | Athletics Communications, Creative & Marketing |
| 5     | Media Policies                                 |
| 6     | Facilities                                     |
| 7     | University Administration                      |
| 8-14  | Athletics Administration                       |
| 15-16 | Opponent Quick Facts                           |

## COACHES & STAFF

|       |                                      |
|-------|--------------------------------------|
| 18-20 | Head Coach Katie Meier               |
| 21    | Assistant Head Coach Fitzory Anthony |
| 22    | Assistant Coach Beth Dunkenberger    |
| 23    | Assistant Coach Shenise Johnson      |
| 24-26 | Basketball Staff                     |
| 26    | Support Staff                        |

## HURRICANES

|       |                      |
|-------|----------------------|
| 28-29 | Photo Roster         |
| 30-57 | Student-Athlete Bios |
| 58    | Roster Breakdowns    |

## 2020-21 REVIEW

|       |   |
|-------|---|
| 60    | Season in Review                            |
| 61-66 | Box Scores                                  |
| 67    | Season Statistics                           |
| 78    | Conference Statistics                       |
| 69    | Non-Conference Statistics                   |
| 70    | Win Statistics                              |
| 71    | Loss Statistics                             |
| 72    | Home Statistics                             |
| 73    | Away Statistics                             |
| 74    | Neutral Site Statistics                     |
| 75    | Team Game-by-Game Comparison                |
| 76    | Team Game-by-Game                           |
| 77    | Opponent Game-by-Game                       |
| 78    | Team Game Highs                             |
| 79    | Team Game Lows                              |
| 80    | Opponent Game Highs                         |
| 81    | Opponent Game Lows                          |
| 82    | Player Game-by-Game Highs                   |
| 82    | Double-Doubles                              |
| 83    | Player Game Highs                           |
| 84    | Opponent Player Game Highs                  |
| 85-86 | Category Leaders                            |
| 87    | Specialty Statistics                        |
| 88    | Player Game-by-Game Points-Rebounds-Assists |

## RECORDS

|         |                             |
|---------|-----------------------------|
| 90-91   | Team Game Records           |
| 91      | Team ACC Game Records       |
| 92      | Team Season Records         |
| 93-94   | Individual Game Records     |
| 94      | Individual ACC Game Records |
| 95-96   | Individual Season Records   |
| 97-98   | Individual Career Records   |
| 99-102  | NCAA Tournament Records     |
| 103-106 | WNIT Records                |
| 107-110 | ACC Tournament Records      |
| 111     | Watsco Center Records       |
| 112     | Miscellaneous Records       |
| 113     | Overtime Games              |
| 114     | 100-Point Games             |
| 115-116 | Halftime Comebacks          |
| 117     | Last Time It Happened       |
| 118-120 | Yearly Leaders              |
| 121-124 | 1,000 Points Club           |
| 125-126 | Year-By-Year Stats          |

## HISTORY

|         |   |
|---------|---|
| 128     | Year-By-Year Records                            |
| 129-144 | All-Time Results                                |
| 145-147 | Series Records                                  |
| 148-165 | Series Results                                  |
| 166-167 | History vs. Conferences                         |
| 168     | ACC/Big 10 Challenge History                    |
| 169-170 | Conference History                              |
| 171     | NCAA Tournament History                         |
| 172     | WNIT & AIAW History                             |
| 173-177 | NCAA Tournament Teams                           |
| 178-179 | WNIT Teams                                      |
| 180-181 | Hurricanes in the Polls                         |
| 182-185 | Hurricane Honors                                |
| 186     | UM Sports Hall of Fame, ACC Legends & Pro Canes |
| 187     | Past Coaches                                    |
| 188-190 | Hurricane Letter Winners                        |
| 191-193 | Hurricane Jersey Numbers                        |
| 194-197 | Retired/Honored Jerseys                         |
| 198-222 | All-Time Career Stats                           |

## CREDITS

**Compilation:** Megan Barnes, previous Miami athletics communications staff members

**Editors:** Megan Barnes, Alex Schwartz, Camron Ghorbi, previous Miami athletics communications staff members

**Photography:** JC Ridley, Mason Kelley, Issac Baldizon, Zach Beeker

## UNIVERSITY OF MIAMI MISSION STATEMENT

The University of Miami's mission is to educate and nurture students, to create knowledge, and to provide service to our community and beyond. Committed to excellence and proud of the diversity of our University family, we strive to develop future leaders of our nation and the world.

# 2021-22 SCHEDULE

| DATE    | OPPONENT               | LOCATION             | TIME      | TV          |
|---------|------------------------|----------------------|-----------|-------------|
| Nov. 9  | JACKSON STATE          | Coral Gables, Fla.   | 4 p.m.    | ACCNX       |
| Nov. 12 | BETHUNE-COOKMAN        | Coral Gables, Fla.   | 7 p.m.    | ACCNX       |
| Nov. 14 | STETSON                | Coral Gables, Fla.   | 2 p.m.    | ACCNX       |
| Nov. 18 | FAU                    | Coral Gables, Fla.   | 6 p.m.    | ACCN        |
| Nov. 25 | vs. Washington State\$ | Nassau, Bahamas      | 4 p.m.    | FloHoops    |
| Nov. 27 | vs. Indiana\$          | Nassau, Bahamas      | 8:30 p.m. | FloHoops    |
| Dec. 2  | at Maryland^           | College Park, Md.    | 8 p.m.    | B1G Network |
| Dec. 5  | TULANE@                | Coral Gables, Fla.   | 2 p.m.    | ACCNX       |
| Dec. 6  | ARKANSAS-PINE BLUFF@   | Coral Gables, Fla.   | 1 p.m.    | ACCNX       |
| Dec. 12 | ROBERT MORRIS          | Coral Gables, Fla.   | 1 p.m.    | ACCNX       |
| Dec. 19 | DUKE*                  | Coral Gables, Fla.   | 12 p.m.   | ACCN        |
| Dec. 21 | NORTH FLORIDA          | Coral Gables, Fla.   | 7 p.m.    | ACCNX       |
| Jan. 2  | at Virginia*           | Charlottesville, Va. | 2 p.m.    | ACCN        |
| Jan. 6  | WAKE FOREST*           | Coral Gables, Fla.   | 7 p.m.    | ACCNX       |
| Jan. 9  | LOUISVILLE*            | Coral Gables, Fla.   | 12 p.m.   | ACCN        |
| Jan. 13 | at Clemson*            | Clemson, S.C.        | 7 p.m.    | ACCNX       |
| Jan. 16 | GEORGIA TECH*          | Coral Gables, Fla.   | 2 p.m.    | ACCN        |
| Jan. 20 | at Florida State*      | Tallahassee, Fla.    | 8 p.m.    | RSN         |
| Jan. 23 | at Boston College*     | Chestnut Hill, Mass. | 2 p.m.    | RSN         |
| Jan. 27 | NC STATE*              | Coral Gables, Fla.   | 7 p.m.    | ACCNX       |
| Jan. 30 | at Wake Forest*        | Winston-Salem, N.C.  | 2 p.m.    | RSN         |
| Feb. 3  | SYRACUSE*              | Coral Gables, Fla.   | 7 p.m.    | ACCNX       |
| Feb. 6  | at North Carolina*     | Chapel Hill, N.C.    | 12 p.m.   | ACCN        |
| Feb. 10 | at Notre Dame*         | South Bend, Ind.     | 6 p.m.    | RSN         |
| Feb. 13 | FLORIDA STATE*         | Coral Gables, Fla.   | 12 p.m.   | ACCN        |
| Feb. 17 | PITTSBURGH*            | Coral Gables, Fla.   | 6 p.m.    | ACCN        |
| Feb. 20 | at Georgia Tech*       | Atlanta, Ga.         | 2 p.m.    | ACCNX       |
| Feb. 24 | at Virginia Tech*      | Blacksburg, Va.      | 6 p.m.    | RSN         |
| Feb. 27 | CLEMSON*               | Coral Gables, Fla.   | 4:30 p.m. | RSN         |

**BOLD CAPS** = Home game, played at the Watsco Center

\* ACC game

^ Big Ten/ACC Challenge

\$ Baha Mar Hoops

@ Miami Holiday Classic

All times Eastern



# QUICK FACTS

## UNIVERSITY INFORMATION

|                                  |   |
|----------------------------------|---|
| Location                         | Coral Gables, Fla.                            |
| Enrollment                       | 19,096  |
| Founded                          | 1925  |
| Nickname                         | Hurricanes                                    |
| Colors                           | Orange (PMS 1665), Green (PMS 3435) and White |
| President                        | Dr. Julio Frenk                               |
| Director of Athletics            | Blake James                                   |
| Faculty Athletics Representative | Dr. Marvin Dawkins                            |
| Conference                       | Atlantic Coast Conference                     |
| Arena / Capacity                 | Watco Center / 7,972                          |
| Press Row Phone                  | 305-284-2111                                  |
| Ticket Office Phone              | 1-800-GO-CANES                                |
| Website                          | MiamiHurricanes.com                           |
| Mailing Address                  | 5821 San Amaro Drive, Coral Gables, FL 33146  |

## ATHLETICS ADMINISTRATION

|   |                   |
|---|-------------------|
| Director of Athletics                                       | Blake James       |
| Deputy AD / COO / SWA                                       | Jennifer Strawley |
| Deputy AD / CFO   | Jason Layton      |
| Sr. Associate AD / Academic Services                        | David Wyman       |
| Sr. Associate AD / Administration / Chief Diversity Officer | Renae Myles Payne |
| Sr. Associate AD / Business Operations                      | Matthew Smale     |
| Sr. Associate AD / Communications & Digital Strategy        | Carter Toole      |
| Sr. Associate AD / Compliance                               | Craig Anderson    |
| Sr. Associate AD / Development                              | Chris Cohen       |
| Sr. Associate AD / Facilities & Event Operations            | Tim Wise          |
| Sr. Associate AD / Performance / Health & Wellness          | Luis Feigenbaum   |
| Sr. Associate AD / Sales & Marketing                        | Dan Boyd          |
| Sr. Associate AD / Student-Athlete Development              | Shirelle Jackson  |
| Associate AD / Academic Services                            | Demetreu Darden   |
| Associate AD / Alumni Programs                              | Rick Remmert      |
| Associate AD / Facilities & Operations                      | Tom Ponietowicz   |
| Associate AD / Athletic Training                            | Vinny Scavo       |
| Assistant AD / Academic Services                            | Heather de la Osa |
| Assistant AD / Business Analytics                           | Alfred Vaca       |
| Assistant AD / Communications                               | Camron Ghorbi     |
| Assistant AD / Compliance & Eligibility                     | Dan Raben         |
| Assistant AD / Creative Services                            | Kyle Stopperan    |
| Assistant AD / Event Experience                             | Conrad Bradburn   |
| Assistant AD / Marketing & Analytics                        | Alfred Vaca       |
| Assistant AD / Production Services                          | Drew Thomas       |
| Assistant AD / Student-Athlete Brand Development / Strategy | Tim Brogdon       |
| Assistant AD / Ticket Operations                            | Holdyn Halperin   |
| Assistant AD / Ticket Sales                                 | Mackie Feierstein |
| Assistant AD / Video & Game Production                      | Kaylie Shannon    |
| Assistant AD / Video Services                               | Andrew Rossetti   |

## COACHES & STAFF

|  |   |
|--|---|
| Head Coach                                       | Katie Meier (Duke, 1989 [B.A.] & 1990 [M.A.]) |
| Record at Miami                                  | 303-198 (17th season)                         |
| Career Record                                    | 379-243 (21st season)                         |
| Assistant Head Coach                             | Fitzroy Anthony (Palm Beach Atlantic, 2008)   |
| Assistant Coach                                  | Beth Dunkenberger (Randolph-Macon, 1988)      |
| Assistant Coach                                  | Shenise Johnson (Miami, 2012)                 |
| Director of WBB Ops / Coordinator of Recruiting  | Lionette Hall                                 |
| Director of WBB Ops / Special Projects           | Margie Gill                                   |
| Assistant Director of WBB Ops                    | Morgan Stroman                                |
| Assistant Director of Scouting / Video Analytics | Logan Hogrefe                                 |
| Creative Content Specialist                      | Teren Hart                                    |
| Athletic Trainer                                 | Silver Harris                                 |
| Strength & Conditioning Coach                    | Brandon Kuhn                                  |

## PROGRAM HISTORY

|                                 |  |
|---------------------------------|--|
| First Year of Basketball        | 1972-73 (50th season)  |
| All-Time Record                 | 809-572 (.587)   |
| All-Time ACC Record             | 130-134 (.494)   |
| NCAA Tournament Appearances     | 14   |
|                                 | (1989, '92, '93, '98, 2003, '04, '11, '12, '13, '15, '16, '17, '18, '19) |
| All-Time NCAA Tournament Record | 7-14   |
| Last NCAA Tournament Opponent   | Arizona State (2019)   |
|                                 | L, 57-55, Second Round   |

## TEAM INFORMATION

|                             |                 |
|-----------------------------|-----------------|
| 2020-21 Overall Record      | 11-11           |
| Home/Away/Neutral           | 8-4 / 3-6 / 0-1 |
| 2019-20 ACC Record / Finish | 8-10 / T-9th    |
| Players Returning / Lost    | 8 / 6           |
| Starters Returning / Lost   | 3 / 2           |
| Newcomers                   | 6               |

## 2021-22 HURRICANES

| NO. | NAME                       | POS. | HT.  | CL.   | HOMETOWN            |
|-----|----------------------------|------|------|-------|---------------------|
| 0   | Kenza Salgues              | G    | 5-9  | Jr.   | Montpellier, France |
| 1   | Moulayna Johnson Sidi Baba | G/F  | 6-1  | Jr.   | Stockholm, Sweden   |
| 3   | Destiny Harden             | F    | 6-0  | R-Sr. | Chicago, Ill.       |
| 4   | Jasmyne Roberts            | G    | 5-10 | Fr.   | Jacksonville, Fla.  |
| 5   | Mykea Gray                 | G    | 5-4  | Sr.   | Upper Marlboro, Md. |
| 12  | Ja'Leah Williams           | G    | 5-9  | Fr.   | Pompano Beach, Fla. |
| 13  | Lashae Dwyer               | G    | 5-6  | Fr.   | Toronto, Canada     |
| 20  | Kelsey Marshall            | G    | 5-9  | Fr.   | Davie, Fla.         |
| 21  | Lola Pendande              | F    | 6-4  | Jr.   | Almeria, Spain      |
| 22  | Chiso Okafor               | F    | 6-1  | Fr.   | Mataró, Spain       |
| 23  | Paula Fraile Ruiz          | F    | 6-4  | So.   | Barcelona, Spain    |
| 25  | Karla Erjavec              | G    | 5-10 | Sr.   | Zagreb, Croatia     |
| 33  | Maeva Djaldi-Tabdi         | F    | 6-4  | Gr.   | Paris, France       |
| 35  | Naomi Mbandu               | F    | 6-2  | Sr.   | Amiens, France      |

## RET. STARTERS

| NAME            | CL.   | POS. | PPG  | RPG | APG |
|-----------------|-------|------|------|-----|-----|
| Kelsey Marshall | Gr.   | G    | 13.2 | 2.9 | 1.7 |
| Naomi Mbandu    | Sr.   | G    | 8.0  | 4.7 | 1.6 |
| Destiny Harden  | R-Sr. | F    | 10.7 | 5.4 | 1.3 |

## KEY LOSSES (5.0+ PPG)

| NAME                              | POS. | PPG | RPG | APG |
|-----------------------------------|------|-----|-----|-----|
| Endia Banks (graduation/transfer) | G    | 9.8 | 4.5 | 3.1 |
| Taylor Mason (graduation)         | G    | 7.9 | 4.4 | 2.1 |

## RETURNING NUMBERS

| POINTS   | AVG/GAME  | PCT  |
|----------|-----------|------|
| Points   | 37.8      | .572 |
| Rebounds | 16.9      | .460 |
| Assists  | 6.5       | .500 |
| Blocks   | 0.8       | .500 |
| Steals   | 4.2       | .590 |
| Starts   | 68 of 110 | .618 |

## NEWCOMERS

| NAME               | POS. | HT.  | CL. |
|--------------------|------|------|-----|
| Maeva Djaldi-Tabdi | F    | 6-4  | Gr. |
| Lashae Dwyer       | G    | 5-6  | Fr. |
| Chiso Okafor       | F    | 6-1  | Fr. |
| Lola Pendande      | F    | 6-4  | Jr. |
| Jasmyne Roberts    | G    | 5-10 | Fr. |
| Ja'Leah Williams   | G    | 5-9  | Fr. |

## COMMUNICATIONS

|  |                               |
|--|-------------------------------|
| Director / Communications (WBB)                      | Megan Barnes                  |
| Cell: 630-651-8801                                   | Email: meganbarnes@miami.edu  |
| Sr. Associate AD / Communications & Digital Strategy | Carter Toole                  |
| Cell: 615-598-8540                                   | Email: carter.toole@miami.edu |
| Assistant AD / Communications                        | Camron Ghorbi                 |
| Cell: 786-877-7329                                   | Email: c.ghorbi@miami.edu     |
| Director / Communications                            | Alex Schwartz                 |
| Cell: 609-802-3674                                   | Email: alexschwartz@miami.edu |
| Assistant Director / Communications                  | Josh White                    |
| Cell: 516-680-3878                                   | Email: joshwhite@miami.edu    |
| Assistant Director / Communications                  | Seth Goodman                  |
| Cell: 224-723-9645                                   | Email: smgoodman@miami.edu    |

## SOCIAL MEDIA ACCOUNTS

|                             |                             |
|-----------------------------|-----------------------------|
| Official Women's Basketball | Twitter: @CanesWBB          |
|                             | Facebook: /CanesWBB         |
|                             | Instagram: @CanesWBB        |
| Official Athletics          | Twitter: @MiamiHurricanes   |
|                             | Facebook: /MiamiHurricanes  |
|                             | Instagram: @MiamiHurricanes |
| Katie Meier                 | Twitter: @CoachKatieMeier   |
| Blake James                 | Twitter: @CanesAllAccess    |
| Sebastian the Ibis          | Twitter: @UM_Sebastian      |
|                             | Instagram: @UM_Sebastian    |

# ATHLETIC COMMUNICATIONS, CREATIVE & MARKETING

## SENIOR STAFF

### JASON LAYTON

DEPUTY AD / CFO

Alma Mater: St. Leo, 1999

Office: 305-284-3231

E-mail: jlayton@miami.edu

Twitter: @laytonjason

Cell: 786-570-2637

### CARTER TOOLE

SENIOR ASSOCIATE AD / COMM. & DIGITAL STRATEGY

Alma Mater: North Carolina, 1995

Office: 305-284-3245

E-mail: carter.toole@miami.edu

Twitter: @CanesCarter

Cell: 615-598-8540

## COMMUNICATIONS STAFF

### CAMRON GHORBI

ASSISTANT AD / COMMUNICATIONS

FOOTBALL<sup>1</sup>, SWIMMING & DIVING

Alma Mater: Miami, 2011

Office: 305-284-3230

E-mail: c.ghorbi@miami.edu

Twitter: @CamronGhorbi

Cell: 786-877-7329

### ALEX SCHWARTZ

DIRECTOR / COMMUNICATIONS

MEN'S BASKETBALL, WOMEN'S TENNIS, FOOTBALL<sup>2</sup>

Alma Mater: Miami, 2013

Office: 305-284-3249

E-mail: alexschwartz@miami.edu

Twitter: @AlexJSchwartz

Cell: 609-802-3674

### MEGAN BARNES

DIRECTOR / COMMUNICATIONS

WOMEN'S BASKETBALL, MEN'S TENNIS, ROWING

Alma Mater: Missouri, 2017

Office: 305-284-6797

E-mail: meganbarnes@miami.edu

Twitter: @megbarnes3

Cell: 630-651-8801

### JOSH WHITE

ASSISTANT DIRECTOR / COMMUNICATIONS

BASEBALL, SOCCER, FOOTBALL<sup>3</sup>

Alma Mater: Miami, 2019

Office: 305-284-6656

E-mail: joshwhite@miami.edu

@\_JoshRWhite

Cell: 516-680-3878

### SETH GOODMAN

ASSISTANT DIRECTOR / COMMUNICATIONS

CROSS COUNTRY, TRACK & FIELD, VOLLEYBALL, GOLF

Alma Mater: Iowa, 2019

E-mail: smgoodman@miami.edu

Cell: 224-723-9645

### CHRISTY CABRERA CHIRINOS

SENIOR EDITOR

Alma Mater: Miami

Office: 305-284-3231

E-mail: ccabinos@miami.edu

Twitter: @ChristyChirinos

E-mail: ccabinos@miami.edu

## CREATIVE SERVICES STAFF

### KYLE STOPPERAN

ASSISTANT AD / CREATIVE SERVICES

Alma Mater: Colorado State, 2001

Office: 305-284-3231

E-mail: kstopperan@miami.edu

Twitter: @KyleStopperan

E-mail: kstopperan@miami.edu

### KAYLIE SHANNON

ASSISTANT AD / VIDEO & GAME PRODUCTION

Alma Mater: Marquette, 2007

Office: 305-284-3087

E-mail: kshannon@miami.edu

E-mail: kshannon@miami.edu

### LEO RAMOS

DIRECTOR / BRAND MARKETING

Alma Mater: Miami, 2012

Office: 305-284-3238

E-mail: lramos1@miami.edu

E-mail: lramos1@miami.edu

### AUSTIN SAPIN

DIRECTOR / DIGITAL STRATEGY

Alma Mater: Miami, 2017

Office: 305-284-3231

E-mail: a.sapin@miami.edu

Twitter: @AustinSapin

E-mail: a.sapin@miami.edu

### TESSA MORTENSEN

ASSOCIATE DIRECTOR / DIGITAL STRATEGY

Alma Mater: FGCU, 2016

Office: 305-284-3231

E-mail: tmortensen@miami.edu

Twitter: @tessamort

E-mail: tmortensen@miami.edu

### KYLIE GREENWELL

ASSISTANT DIRECTOR / DIGITAL STRATEGY

Alma Mater: Idaho State, 2020

Office: 305-284-3231

E-mail: kxg828@miami.edu

Twitter: @KylieGreenwell

E-mail: kxg828@miami.edu

### KEVIN ORTIZ

SENIOR GRAPHIC DESIGNER

Alma Mater: Puerto Rico-Carolina, 2015

Office: 305-284-3231

E-mail: k.ortiz@miami.edu

Twitter: @openartz

E-mail: kevin.ortiz@miami.edu

### JAMES KARNIB

GRAPHIC DESIGNER

Alma Mater: FIU, 2019

Office: 305-284-3231

E-mail: jkarnib@miami.edu

Twitter: @jameskarnib

E-mail: jck129@miami.edu

### JACOB BROWN

SR. ATHLETICS VIDEO PRODUCER

Alma Mater: Tennessee, 2014

Office: 305-284-3231

E-mail: jacobbrown@miami.edu

Twitter: @jakebrownnnn

E-mail: jacobbrown@miami.edu

### JIMMIE NELSON

ATHLETICS VIDEO PRODUCER

Alma Mater: USF, 2013

Office: 305-284-9816

E-mail: jnelson4@miami.edu

Twitter: @KingNelsonIV

E-mail: jnelson4@miami.edu

### DAVID PAULA

ATHLETICS VIDEO PRODUCER

Alma Mater: Florida, 2016

Office: 305-284-9816

E-mail: dpaula@miami.edu

Twitter: @D\_Paula12

E-mail: dpaula@miami.edu

## MARKETING/EVENT EXPERIENCE STAFF

### CONRAD BRADBURN

ASSISTANT AD / EVENT EXPERIENCE

Alma Mater: Florida State, 2003

Office: 305-284-2678

E-mail: cbradburn@miami.edu

E-mail: cbradburn@miami.edu

### ALFRED VACA

ASSISTANT AD / MARKETING & ANALYTICS

Alma Mater: Cornell, 2005

Office: 305-284-5204

E-mail: avaca@miami.edu

E-mail: avaca@miami.edu

### JASON FRANKO

ASSOCIATE DIRECTOR / MARKETING & SALES

Alma Mater: Villanova, 2007

Office: 305-284-9484

E-mail: jfranko@miami.edu

Twitter: @JasonFrankoUM

E-mail: jfranko@miami.edu

### WILLIAM LAROSSA

ASSOCIATE DIRECTOR / EVENT EXPERIENCE

Alma Mater: Miami, 2020

Office: 305-284-3231

E-mail: willlarossa@miami.edu

Twitter: @willlarossa

E-mail: wdl15@miami.edu

### DANIELLE WHITE

DIGITAL MARKETING SPECIALIST

Alma Mater: UCF, 2014

Office: 305-284-3231

E-mail: dnwhite@miami.edu

Twitter: @danielle\_white

E-mail: dnwhite@miami.edu

### TAYLOR LYNN

DIGITAL MARKETING & ANALYTICS SPECIALIST

Alma Mater: Miami, 2016

Office: 305-284-3231

E-mail: tlynn2@miami.edu

Twitter: @TaylorLynnUM

E-mail: tlynn2@miami.edu





## MEDIA POLICIES

### COVERING THE HURRICANES

Interview requests for women's basketball student-athletes and coaches must be submitted to director of athletic communications Megan Barnes (meganbarnes@miami.edu) in all instances. Barnes and the Miami communications staff will make every effort to schedule a time to accommodate those requests, based on time constraints and academic/meeting obligations.

### LIVE BROADCASTS

It is not permissible for any non-rights holder to broadcast over the air, stream over the internet (audio or video), or transmit in any other way, any live event without the consent of the University of Miami athletics department. Live events include varsity contests, press conferences (including but not limited to weekly scheduled and postgame press conferences) and any other group media availability. Exceptions may be made for any major news-breaking event. Failure to follow this policy will result in having credentials revoked.

### ARCHIVING OF EVENT AUDIO/VIDEO

It is not permissible for any non-rights holder to post, place, broadcast, or make available in any other way, audio or video event content that exceeds three (3) minutes in length. Events are defined as varsity contests, press conferences and any other group media availability. Archiving may not begin until the conclusion of the entire event. It is not permissible to reuse or post any video produced and/or owned by the University of Miami athletics department without the consent of the university.

### PHOTOGRAPHY

Miami follows NCAA and ACC rules regarding media representatives photographing games. Only properly credentialed photographers will be allowed in the designated photo areas of the Watsco Center as specified by the NCAA and ACC.

NO photographers will be permitted to shoot from the sidelines. All photographers must remain in the Watsco Center's designated photo areas along the baselines. Photo credentials are subject to revocation by the Miami athletics communications office at any time.

### MEDIA CREDENTIALS

Requests for working media and photo credentials should be submitted to Megan Barnes at meganbarnes@miami.edu by sports editors or sports directors of accredited media outlets. Requests should be made as early as possible and should be limited to working media only. Requests made within two days of the game may not be considered.

Please note, for the 2021-22 season, all media members who wish to gain access to the court area and media workroom **MUST** show proof of vaccination prior to receiving their credential.

### UNAUTHORIZED CREDENTIAL USE

Credentials will be issued to working media only. Media credentials are not transferable and use by anyone other than members of the working media is unauthorized. Media credentials used in an unauthorized manner will be revoked immediately. News organizations allowing unauthorized individuals to use credentials will have their credentials revoked for the remainder of the year.

### QUESTIONS?

Please contact Megan Barnes via email at meganbarnes@miami.edu or by phone at 305-284-6797 (office) or 630-651-8801 (cell) with any questions about the University of Miami women's basketball team.



## FACILITIES



### Watsco Center

The Watsco Center is a 200,000 square foot, 7,972-seat arena that is home to the University of Miami men's and women's basketball teams. It was called the BankUnited Center from 2005-16 and the UM Convocation Center from 2003-05.

Watsco, Inc., based in Miami, is traded on the NYSE and is the largest distributor of air conditioning, heating and refrigeration products, with annual sales approaching \$5 billion, 6,000 employees and over 600 locations throughout North America. Watsco has provided funding to the University since the 1990s through its 'Watsco Kids' program, providing children in the community free access to performance arts, sports and other events at the University.

The Canes opened the arena Jan. 4, 2003, with an overtime win over North Carolina. Since then, Miami has won the ACC regular-season championship in the building and hosted NCAA women's basketball tournament games.

Since its opening, the arena has hosted a number of memorable events and sold-out shows, including Coldplay, DaBaby, Drake, The Fray, Green Day, Kodak Black, John Mayer and Lil Baby. It has also served as the setting for televised events and award shows such as the 2004 Presidential Debates, All Elite Wrestling, Billboard's Latin Music Awards, Premio Lo Nuestro, Premios Juventud, The X Factor and Unplugged featuring Ricky Martin and Thalia.

The venue has welcomed world-renowned figures and politicians, including His Holiness the Dalai Lama, former United States Presidents Bill Clinton and Barack Obama, former Secretary of State Hillary Clinton, former Vice President Joe Biden and late Senator John McCain.



### Fieldhouse

The 29,000-square foot on-campus practice facility that is conveniently located adjacent to the Watsco Center opened in March of 2009. The facility houses a pair of full-sized basketball courts with 14 baskets, as well as a multi-purpose room to host a variety of events. Miami basketball players have access to the secure facility 24 hours per day, allowing the Hurricanes court time at any time all year.

The Hurricanes use the facility for both conditioning and practice sessions, as well as for individual workouts and pick-up games. The Fieldhouse was also honored for its sustainability components, earning the LEED Gold designation, established by the U.S. Green Building Council & verified by the Green Building Certification Institute.



# UNIVERSITY ADMINISTRATION



**DR. JULIO FRENK**

**UNIVERSITY PRESIDENT**  
UNIVERSIDAD NACIONAL  
AUTÓNOMA DE MÉXICO, 1979

Dr. Julio Frenk, a noted leader in global public health and a renowned scholar and academic, was named the sixth president of the University of Miami in April 2015. He assumed his leadership post on August 16, 2015.

Prior to joining the University of Miami, Dr. Frenk was Dean of the Faculty at the Harvard T.H. Chan School of Public Health since January 2009. While at Harvard, he was also the T & G Angelopoulos Professor of Public Health and International Development, a joint appointment with the Harvard Kennedy School of Government.

Dr. Frenk served as the Minister of Health of Mexico from 2000 to 2006. He pursued an ambitious agenda to reform the nation's health system and introduced a program of comprehensive universal health insurance, known as Seguro Popular, which expanded access to health care for tens of millions of uninsured Mexicans.

Dr. Frenk was the founding director-general of the National Institute of Public Health in Mexico, one of the leading institutions of health education and research in the developing world. In 1998 Dr. Frenk joined the World Health Organization (WHO) as executive director in charge of Evidence and Information for Policy, WHO's first-ever unit explicitly charged with developing a scientific foundation for health policy to achieve better outcomes.

He also served as a senior fellow in the global health program of the Bill & Melinda Gates Foundation and as president of the Carso Health Institute in Mexico City. He is the founding chair of the board of the Institute for Health Metrics and Evaluation at the University of Washington. He also co-chaired the Commission on the Education of Health Professionals for the 21st Century, which published its influential report in the leading journal *The Lancet* in 2010, triggering a large number of follow-up initiatives throughout the world.

Dr. Frenk holds a medical degree from the National Autonomous University of Mexico, as well as a master of public health and a joint doctorate in Medical Care Organization and in Sociology from the University of Michigan, Ann Arbor. He has been awarded honorary doctorates from several institutions of higher learning. In September of 2008, Dr. Frenk received the Clinton Global Citizen Award for changing "the way practitioners and policy makers across the world think about health."

He is a member of the U.S. Institute of Medicine, American Academy of Arts and Sciences, and National Academy of Medicine of Mexico.

In addition to his scholarly works, which include more than 140 articles in academic journals, as well as many books and book chapters, he has written two best-selling novels for youngsters explaining the functions of the human body.



**DR. MARVIN DAWKINS**

**FACULTY REPRESENTATIVE**  
EDWARD WATERS  
COLLEGE, 1970

Dr. Marvin Dawkins, a distinguished professor in the Department of Sociology at the University of Miami, is in his fifth year as the Faculty Athletics Representative. He was named to the post in April 2012, replacing Clyde McCoy after his 17 years of service in that role.

In his FAR post, Dawkins is responsible for ensuring the academic integrity of students participating in University athletic programs and helping to oversee institutional control of the Department of Athletics. The Faculty Athletics Representative serves as a liaison between the University and the athletic department. This individual is the University's voting delegate to the ACC and represents UM with the NCAA and ACC.

Dawkins received his doctorate from Florida State and completed his postdoctoral research fellowships at Howard University and The Johns Hopkins University. He previously served on the faculties of the University of Maryland, Old Dominion University and the University of Wisconsin-Parkside.

His research focuses on issues of race and social equity in such areas as education, career aspirations and mobility, substance abuse prevention, and sports. He has published widely in these areas, including his most recent article titled "Race and Pathways to Power in the National Football League" (with Jomills H. Braddock and Erica Smith), which appears in *American Behavioral Scientist* (2012). His research on golf includes book chapters, scholarly articles, and the book *African American Golfers During the Jim Crow Era* (Praeger 2000), coauthored with Graham C. Kinloch. Dawkins was recently appointed to the United States Golf Association Museum Committee and is currently completing a study on the media treatment of black golfers from the Jim Crow era to the present.



# ATHLETICS ADMINISTRATION



## BLAKE JAMES

DIRECTOR OF ATHLETICS  
MINNESOTA STATE-MANKATO, 1992

Since taking over as the University of Miami's Director of Athletics in 2013, Blake James has transformed Miami Athletics, spearheading improvement in all aspects of the department, including postseason appearances, student-athlete support, facility upgrades, ticket sales and academic achievement.

Miami's recent success has garnered James and UM national recognition. In March 2017, James was selected as one of four Division I recipients of the 2016-17 Under Armour Athletic Director of the Year award, an honor given by the National Association of Collegiate Directors of Athletics (NACDA). From 2017-19, James served a two-year term as Chair of the NCAA Division I Council, the group responsible for the day-to-day decision-making for all of Division I.

James has placed a strong emphasis on academics during his four-plus years at Miami. In the most recent Graduation Success Rate figures released by the NCAA, Miami student-athletes posted a GSR mark of 90%. Ten Hurricane teams posted perfect 2015-16 scores on the latest Academic Progress Report (APR). In addition, Miami's football program received the 2016 AFCA Academic Achievement Award. In 2016, Hurricane student-athletes also ranked among the nation's best in time committed towards community service.

In the department's continuing efforts to better support student-athletes and coaches, the Hurricane Club -- the fundraising arm of Miami Athletics -- completed a record-setting year in 2016-17. The Hurricane Club raised \$49 million, an all-time record and an increase of more than 80 percent from the previous record of \$26.5 million, set in 2010-11. The Hurricane Club's membership of more than 11,000 members represents an over 100-percent jump from its membership of 5,140 in 2010.

Prior to the 2016 football season, James led the university's football coaching search which resulted in the hiring of Hurricane alum Mark Richt as the football program's new head coach. Richt paid immediate dividends in 2016 as the Hurricanes posted a 9-4 record, won their first bowl game in 10 years and finished ranked #20 in the final Associated Press poll, their first season-ending ranking since 2009.

During the 2015-16 academic year, Miami was the only school in NCAA Division I to have its football team play in a bowl game, its men's and women's basketball teams advance to the NCAA Tournament and its baseball team advance to the College World Series. Overall, Miami had 10 sports programs advance to postseason competition to secure its highest finish in the Learfield Directors' Cup standings in 13 years, an indication of broad-based athletic department success.

During James' tenure, Miami has completed several facility enhancements, including the opening of the Schwartz Center for Athletic Excellence; the completion of the student-athlete training table, fueling station and dining hall; new artificial and natural playing surfaces and lights on the Greentree Practice Fields' and a center-hung scoreboard inside the Watsco Center.

James has also led multiple, multi-million dollar capital renovation projects, including renovations of the Hecht Center and the men's and women's basketball offices. Over the past

year, Miami Athletics has secured six leadership gifts of seven figures-or-more, including the largest donation in department history -- a \$14 million gift from the Soffer Family, which will serve as the lead gift for the Hurricanes' \$34 million Carol Soffer Football Indoor Practice Facility, which broke ground this year.

Ticket sales are also at an all-time high. In 2016, Miami sold a school-record 42,000 football season tickets and ranked first among Power 5 programs in attendance percentage increase (23 percent) over 2015 attendance. The Hurricanes have also sold out their men's basketball season tickets in back-to-back seasons for the first time ever.

In addition, Miami has transformed its broadcast, communications and marketing departments into one of the nation's leaders in digital media and video production. In 2016, Miami aired more live events on ESPN3 than any other ACC institution. James was also instrumental in helping Miami strike one of the largest apparel deals in the country with adidas.

Prior to being named AD, James served Miami Athletics in the roles of Interim AD and Senior Associate AD for Development and Ticket Operations, where he oversaw the day-to-day operations of development, ticket sales and ticket operations. He also was a member of the Hurricanes' senior staff and provided sport supervision.

James came to UM after spending seven years at the University of Maine, where he first served as Senior Associate Athletic Director before serving as Director of Athletics from 2005 to 2010. During his tenure at Maine, athletics experienced tremendous success, including three trips to the Frozen Four for the men's ice hockey program and NCAA playoff berths for football, baseball (two), women's basketball and softball. James implemented a comprehensive \$17 million facility improvement plan at Maine, which included an indoor practice facility and numerous other facility upgrades and renovations. Academically, the program flourished, earning the conference academic cup twice and student-athletes maintaining a 3.0 GPA or above.

Prior to his stint at Maine, James worked in athletic development at Providence College, where he established the "Friars Forever" campaign and the Friar Athletic Fund.

James is no stranger to South Florida, beginning his athletic career with the University of Miami, working in ticket sales, corporate sales and athletic development. In 1995, he was hired as Miami's Director of Ticket Sales, serving in that capacity until 1997, when he was named an athletic development officer at the University of Nebraska. He returned to Miami in 1998 as the Director of Major Gifts and Corporate Sales and was promoted to the Director of Athletic Development at Miami in 2000 before moving on to Providence in 2002.

James graduated from Minnesota State University - Mankato with a Bachelor's degree in Marketing in 1992 and later received his Master's degree in Sports Administration from St. Thomas University in 1994. He and his wife, Kelly, have two children: daughter, Haley, and son, Ryan.



# ATHLETICS ADMINISTRATION



INTRODUCTION



## JENNIFER STRAWLEY

DEPUTY AD / COO / SWA  
PENNSYLVANIA, 1998

Jennifer Strawley joined the University of Miami on June 18, 2012 and currently serves as Deputy Director of Athletics and Chief Operating Officer. She also serves as the departments Senior Woman Administrator.

Serving as the second-in-command, Strawley provides strategic direction for the department and assists the Director of Athletics with the day-to-day operations. She is the sport administrator for football, women's basketball and women's tennis. Strawley leads the department's strategic planning initiatives, policy development and implementation, coordination of department and coaches meetings and gender equity and inclusion initiatives. She oversees the areas of human resources, sports medicine, academic services, equipment / Adidas, video services and student-athlete development, as well as serves as a liaison to various campus groups, the ACC and the NCAA.

Strawley played a key role in the hiring of head football coach Manny Diaz, serving on the selection committee. In addition, she was instrumental in the development of Miami's annual Celebration of Women's Athletics recognizing the achievements of Miami's female student-athletes while raising money to support women's athletics.

Actively engaged in intercollegiate athletics nationally, Strawley has served on various committees within the NCAA and the ACC. She currently serves on the ACC Women's Basketball foresight committee, the ACC Equity Committee, the ACC Infractions and Sportsmanship Review Committee, the ACC Football Schedulers Group, and the NCAA Division I Women's Basketball Oversight Committee. She also serves on the board of directors for Women's Leaders in College Sports and the Women's Basketball Coaches Association.

Prior to UM, Strawley concluded her second tour with the NCAA as the Director of Academic and Membership Affairs. In this role, Strawley was instrumental in providing leadership in the areas of academic governance and development of academic policy.

Strawley rejoined the NCAA after serving as the Associate Athletics Director for Intercollegiate Sport Programs and Senior Woman Administrator at Columbia University from 2007-10. While at Columbia, she oversaw numerous varsity sport programs including football and was the athletics program liaison for gender equity and diversity initiatives.

Prior to her tenure at Columbia, Strawley was the Director of Membership Services and Student-Athlete Reinstatement at the NCAA. In this role, she provided oversight of the student-athlete reinstatement process and was instrumental in the implementation of the student-first philosophy.

Strawley first joined the NCAA in 1998 as an enforcement services intern. She is a 1998 graduate of the University of Pennsylvania where she earned her Bachelor of Arts degree in history. During her time at Penn, she was a two-year captain for the softball team. Strawley was inducted into the William Tennent High School Hall of Fame in 2014.



## JASON LAYTON

DEPUTY AD / CFO  
ST. LEO, 1999

Jason Layton serves as the University of Miami Deputy Director of Athletics and Chief Financial Officer, a position he took over in August 2017. He initially joined Miami in December 2014 as the Senior Associate Athletics Director for Communications and Sales.

In his current position, Layton is responsible for managing the department's business office, marketing, digital strategies, communications, ticket sales, ticket operations, client experience, video production and broadcast departments.

Additionally, Layton has oversight of all departmental licensing matters, Hurricane Sports Properties, serves as the department ACC Network liaison and is the sport administrator for men's basketball.

Since his arrival, Miami has seen exceptional growth in ticket sales and video production services in both content and broadcast with ESPN and the newly formed ACC Network.

Under his watch, Miami has seen an increased level of season ticket sales in football and men's basketball. Under Layton's guidance, Miami saw an unprecedented growth in football attendance during the 2016 season, as the Hurricanes totaled 42,000 season ticket holders and averaged 58,572 fans per game – the 27th-highest total in the nation and leader among all Power Five schools in percentage increase on a year-to-year basis (23 percent).

In addition, Miami sold out its entire 2015-16 and 2016-17 men's basketball season ticket allotment, marking the first time in Hurricane Athletics history that a team has sold out its entire season ticket allotment in back-to-back seasons.

Layton also serves as the primary contact for ESPN with the recent launch of the ACC Network, first in digital format in August 2016 and building to the linear network in fall of 2019.

Layton, a Florida native, arrived in Miami after spending the 2013 and 2014 seasons at Colorado State University where he served as the department's Senior Associate Athletics Director for Sales and Marketing. During his time in Fort Collins, Colo., Layton's ticket sales plans drove double-digit increases in football, volleyball, men's basketball and women's basketball revenue and tickets sold.

Before his arrival at Colorado State, Layton spent 13 years with the Tampa Bay Buccaneers. In his 13 years with the club, he handled a variety of responsibilities from sales, marketing, ticketing and luxury suite operations to advertising, accounting, finance and purchasing. Layton began his career with the Buccaneers as a customer service representative in 1999 before elevating to the role of Senior Director of Business Administration in 2011. Layton received his bachelor's and master's degrees from Saint Leo University in Saint Leo, Fla.

## ATHLETICS ADMINISTRATION



### DAVID WYMAN

**SR. ASSOCIATE AD  
ACADEMIC SERVICES**  
FLORIDA A&M, 1984

"When you do the right things, the right things happen."

David Wyman has empowered over 2,000 student-athletes with his signature creed. Now in his 25th year, Wyman has advised and mentored a diverse population of student-athletes to become skilled professionals in many different careers.

Wyman is the Senior Associate Athletic Director for Academic Services at the University of Miami, a position he was promoted to in August 2017. Wyman is also the sport administrator for Miami's volleyball program.

He began his own career as an intern, and was quickly promoted to the full-time staff after working just two months in the academic services division. Wyman became the assistant director two years later, supervising the tutorial program and advising both the football and men's basketball teams. He was then promoted to associate director, taking on the responsibility of coordinating the NCAA eligibility certification for all 400-plus student-athletes.

Since 2004, Wyman has managed the Division of Athletic Academic Services, currently leading a staff of eight full-time professionals. Under his leadership, the department and sport programs have gained national recognition and honors for continued growth in both academic progress rates (APR) and graduation success.

A 2016 inductee to the Iron Arrow Society, Wyman has helped guide the football team to a pair AFCA Academic Achievement Awards for graduating 100 percent of student-athletes in the freshman classes of 2002 and 2009.

Wyman is a 1994 graduate of Florida A&M with a bachelor's degree in accounting. He earned a master's degree in sports administration from St. Thomas University in 1995. Born in Staten Island, N.Y., he is married to Jewyll, and the couple has three daughters: Rebecca, Dominique and Sarah. Wyman has been a Big Brother in the Miami-Dade Big Brother/Big Sister Organization and is also a member of Omicron Delta Kappa, The National Leadership Honor Society and the National Association of Academic Advisors for Athletics.



### RENAE MYLES PAYNE

**SR. ASSOCIATE AD  
ADMINISTRATION**  
SOUTHERN MISS, 1997

Renae Myles Payne joined Miami Athletics on Oct. 9, 2019 as the department's Senior Associate Athletic Director, Administration and was named the Chief Diversity Diversity Officer in 2020.

Myles Payne is responsible for the direct oversight, policy development, budget and personnel management of video services, equipment, swimming and diving and golf. She will also provide oversight and leadership to all aspects of sports administration within the department including game contracts, budgets, scheduling, team rules.

In addition, Myles Payne is responsible for oversight and development of department policies and procedures. She will provide leadership for development and implementation of the strategic plan, as well as leadership and management of inclusion and diversity initiatives.

Myles Payne, who boasts 20 years of experience in college athletics, arrived at Miami from Winthrop University, where she served as Senior Associate AD for Internal Operations and Senior Woman Administrator for three years.

This past July, Myles Payne received the NCAA Division I 2019 Administrator of the Year Award from Women Leaders in College Sports. She was recently a member of the NCAA Committee on Academics and served on the Data Review Subcommittee. She is on the Board of Directors of the Minority Opportunities Athletic Association (MOAA) and is the chair of the Symposium Committee. Myles Payne is a member of Women Leaders in College Sports and a proud member of Sigma Gamma Rho Sorority, Inc.

Myles Payne completed the NCAA Leadership Institute for Ethnic Minority Males & Females and the Women Leaders in College Sports Mentoring Institute in 2009, NACDA Mentoring Institute (2009 and 2014), Sport Management Institute (2011), the 1A Athletic Directors' Association Institute (2011, 2012, 2013), Executive PREP Advisory Program (2012), Collegiate Athletics Leadership Symposium (2012 and 2013) and Leadership Huntsville (2015). She is also a certified facilitator of True Colors Personal Success Assessments.


Myles Payne, a native of Clarksdale, Miss., graduated from the University of Southern Mississippi in 1997, where she also competed in track and field. She received her M.Ed. in Sports Administration in 2000 from Northwestern State and her Ed.D. in Higher Education Administration from Pittsburgh in 2005.





# ATHLETICS ADMINISTRATION

INTRODUCTION



## MATTHEW SMALE

**SR. ASSOCIATE AD  
BUSINESS OPERATIONS**  
MARYLAND, 2010

Matt Smale currently serves as Miami's Senior Associate Athletics Director of Business Operations.

Smale, who arrived to Coral Gables in July 2018 as the Assistant Athletics Director of Business Operations, plans, prepares and manages the department's operating budget, and oversees the daily operations of the business office. Smale serves as liaison to the university's budget and controller's offices, among other duties.

A Maryland native, Smale previously served as director of business operations for the University of Maryland's athletics department from September 2016 – July 2018. He spent nearly five years with Terrapins Athletics, beginning in November 2013 as an accountant before being promoted to assistant director of business operations in October 2015.

Smale spent more than two years at George Washington University as a business/compliance assistant, and has previous experience at D.C. United and the Bowie Baysox.

A 2010 graduate from the University of Maryland's Robert H. Smith School of Business, Smale graduated with his MBA from the University of Baltimore in December 2017. Smale and his wife, Kelly, live in Miami.



## CARTER TOOLE

**SR. ASSOCIATE AD  
COMMUNICATIONS / DIGITAL  
STRATEGY**  
NORTH CAROLINA, 1995

Carter Toole serves as the Senior Associate Athletic Director for Communications and Digital Strategy at the University of Miami. He joined the Hurricanes as an associate AD in November 2016 and was promoted to his current role in August 2017.

Toole oversees the communications, digital departments and video departments, as well as assists with publicity for the football program and head football coach Manny Diaz.

Toole previously co-owned a Nashville-based marketing agency, Wheelhouse Marketing Advisors, which was acquired by a local technology firm (Atiba) at the end of 2015. Before launching Wheelhouse he served as Vice President, Digital, at another Nashville firm, January & Associates.

Prior to entering the agency business, Toole worked in the National Football League for nine seasons with four teams. After public relations stints with the Green Bay Packers, Tennessee Titans and Tampa Bay Buccaneers, he joined the Houston Texans as the club's first director of internet services & publications.

He was part of the Texans' communications staff that won the Pete Rozelle Award in 2004 as voted on by the Pro Football Writers Association of America. Toole has also worked eight Super Bowls as a member of the NFL's media relations staff.

Toole started his sports communications career in the media relations offices at Arizona State University and the University of North Carolina at Chapel Hill, where he earned his bachelor's degree.

A native of Alexandria, Va., Toole and his wife, Barbara, have two daughters.

## ATHLETICS ADMINISTRATION



### CRAIG ANDERSON

**SR. ASSOCIATE AD  
COMPLIANCE**  
PITTSBURGH, 2005

Craig Anderson arrived at the University of Miami in March 2013 and was elevated to the role of Senior Associate Athletic Director for Compliance and appointed to the department's executive senior staff in July 2015.

Anderson is responsible for managing all aspects of the University's compliance program, including educating coaches, student-athletes, boosters, athletic department staff and other University officials about NCAA and Atlantic Coast Conference rules and regulations.

Anderson is also responsible for overseeing all compliance processes and procedures dealing with the University's monitoring of recruiting, eligibility, financial and certification. Anderson is a member of the National Association of Athletics Compliance Coordinators (NAAC) and is the sport administrator for the Miami baseball program.

Prior to his position at the University of Miami he held positions in Compliance at NC State, University of Virginia, UNLV and Marshall University.

Anderson graduated from the University of Pittsburgh in 2005 with a bachelor's degree in political science and a year later, he graduated from Marshall University with a master's degree in athletic administration.



### CHRIS COHEN

**SR. ASSOCIATE AD  
DEVELOPMENT**  
MIAMI, 1997

Chris Cohen is responsible for all development operations for UM Athletics, including campaign oversight, major giving, annual fund, donor stewardship, event hospitality and coordination with central university development efforts. Cohen is currently in his 19th year overall at Miami.

Cohen has been a part of every major athletics fundraising initiative at the University since 2000, including the Hurricane Club annual fund, construction of a new home arena for our men's and women's basketball programs as well as both University-wide capital campaigns. During Cohen's tenure, he has solicited and secured gifts on over \$150 million in capital projects and facility improvements, including the Carol Soffer Indoor Practice Facility, Schwartz Center for Athletic Excellence, Watsco Center, Basketball Victory Fund, Alex Rodriguez Park, Hecht Athletic Center expansion and the Schiff Tennis Center.

Cohen is an original member of the Athletics fundraising team for the historic University-wide Momentum Campaign (2000-2008) that saw Miami as the first institution in the state of Florida to complete a \$1 billion capital campaign. During the Momentum Campaign, the Athletics team raised more than \$85 million, eclipsing a goal of \$68 million and also raised \$118 million toward the \$1.6 billion total for the Momentum2 Campaign completed in 2016.

Prior to working in the Hurricane Club, Cohen began his full-time career at UM Athletics in the ticket sales department where he was an account executive in one of college athletics' first outbound sales teams. Prior to UM Athletics, Cohen was a ticket sales associate for the Miami Heat.

Cohen is a two-time alumnus of the University of Miami, graduating with honors in 1997 with a bachelor's degree in business administration (majoring in sport management). Cohen went on to receive a master's degree in sport administration in 2009. He serves on the board of the University of Miami Sports Hall of Fame, is a published author and is an active guest lecturer in the Sport Administration department. He and his wife Gaby, have two children – son, Jake, and daughter, Sadie.



# ATHLETICS ADMINISTRATION



## TIM WISE

**SR. ASSOCIATE AD  
FACILITIES & EVENT OPERATIONS**  
SOUTH CAROLINA, 1996

Tim Wise is in his ninth year as the Senior Associate Athletic Director for Facilities and Event Operations at the University of Miami. Wise joined the UM staff in June 2012.

Wise has oversight of numerous areas within the department: facilities and maintenance services, capital projects/construction, facilities master planning, event management and guest services, camps/clinics, risk management, information technology, strength & conditioning and nutrition. He is also the liaison to the Watsco Center and Hard Rock Stadium, as well as serves as the sport administrator for Miami's soccer and rowing teams.

Wise, who has more than 20 years of experience in college athletics as an event manager, facilities director and administrator, was hired by the University of Wisconsin Athletic Department as assistant athletic director for events and facilities in August, 2008. In January 2012, he was named interim associate athletic director and elevated to the senior management team with additional oversight of the University Ridge Golf Course and \$125 million in capital projects.

Wise also had supervisory oversight of the UW Athletics event management, facilities, food and beverage and guest services units and oversaw an annual budget of approximately \$15 million. He also served in a lead role in administrative coordination of UW Athletics concerts, summer camps and event parking.

Wise served as the director of facility maintenance at the University of Connecticut from August 2005 to August 2008. He oversaw daily operations of athletic facilities, projects and event operations as the assistant athletics director for facilities and operations at Eastern Michigan University from November 2003 to June 2005.

Wise was hired as the athletics event manager at the University of Denver in August 2000 and promoted to the director of athletics events in August 2001 and served in that role until October 2003. Prior to his time at Denver, Wise was the event services manager at The Ohio State University's Schottenstein Center.



## LUIS FEIGENBAUM

**SR. ASSOCIATE AD  
PERFORMANCE, HEALTH &  
WELLNESS**  
MIAMI, 1998, 2000

Luis Feigenbaum was named Senior Associate Athletics Director for Performance, Health and Wellness in August 2018. He was promoted after serving as the UHealth Chief of Sports Physical Therapy. He is also the program director for the University of Miami Sports Physical Therapy Residency and a clinical assistant professor in the Department of Physical Therapy at the Miller School of Medicine.

Luis is a Board Certified Sports Clinical Specialist (2008) through the American Board of Physical Therapy Specialties, Certified and Licensed Athletic Trainer (2003) by National Athletic Trainers Association, and a Certified Strength and Conditioning Specialist (2000) by the National Strength and Conditioning Association, a Certified Blood Flow Restriction Therapy (2016) provider, and has completed a FIFA Diploma in Sports Medicine (2017).

He is a two-time graduate of the University of Miami, in 1998 earning his B.S. in Health Science and 2000 with a master's degree in Physical Therapy. He earned his Doctor of Physical Therapy in 2011 from Temple University.

A native of Miami, Feigenbaum and his wife, Jessica, also a two-time alumna of the University of Miami, have two daughters, Siena and Presley.

## ATHLETICS ADMINISTRATION



### DAN BOYD

**SR. ASSOCIATE AD  
SALES & MARKETING**  
COASTAL CAROLINA, 2009

Dan Boyd serves as the University of Miami Senior Associate Athletics Director – Sales & Marketing, a position he took over in June 2021. He initially joined Miami in April 2017 as the Director of Client Experience and was promoted to Associate AD – Sales & Service in February 2019.

In his current position, Boyd is responsible for leading the formation of strategic marketing and ticketing initiatives that strive to deliver an exceptional experience to Miami Hurricanes fans, maximize attendance and drive new and existing revenue streams that support the University and help promote 18 varsity programs.

Before joining UM, Boyd was the gameday manager for the Tampa Bay Buccaneers Guest & Member Relations Department. During his tenure with the Buccaneers, the organization earned the No. 1 ranking for customer service satisfaction in the NFL four times.

Prior to his time in Tampa, Boyd spent two years as sales representative for the Montgomery Biscuits Minor League Baseball team. He graduated from Coastal Carolina University in 2009.



### SHIRELLE JACKSON

**SR. ASSOCIATE AD  
STUDENT-ATHLETE DEVELOPMENT**  
BOWLING GREEN, 1994

Shirelle Jackson is the Senior Associate Athletic Director of Student-Athlete Development at the University of Miami. Jackson initially joined Miami as the director of student-athlete development in March 2014 and was promoted to assistant AD in July 2016.

Elevated to her current title in August 2017, Jackson also oversees the Hurricanes' track and field programs.

Prior to joining the athletics department, Jackson spent the previous five years in various capacities in the College of Arts and Sciences at UM. Her initial position was a new role intended to enhance the athletic department's efforts to develop programming that will enhance the total development of our student-athletes.

Prior to arriving at UM, Shirelle was the director of athletic academic support services from 2005-08 at FIU, where she oversaw the management and operation of the school's academic support program for its 400 student-athletes. She also coordinated the academic and personal advising, class registration, tutors, study hall and study skills workshops. During her tenure at FIU, she saw her full-time staff increase to six and the student-athlete graduation rate improved by 16 percent.

She was the assistant director for student-athlete services for 11 months at Bowling Green State University in Bowling Green, Ohio. Her first athletics position was as assistant AD for student development from August 2002-July 2004 at Eastern Connecticut State.

Jackson was a four-year letter winner for the women's track and field team at Bowling Green. She received her bachelor's degree from Bowling Green in 1994 and her master's degree in counseling from Central Connecticut State in 1998. She is currently a doctoral candidate in higher education leadership at Nova Southeastern in Davie.

She is married to Jason Jackson, who is the play-by-play announcer for Miami HEAT radio broadcasts. The couple has two children – Justin and Jordan.



# OPPONENT QUICK FACTS

## ARKANSAS-PINE BLUFF GOLDEN LIONS



Location: Pine Bluff, Ark.  
Colors: Black and Gold  
Arena: H. O. Clemmons Arena  
Capacity: 4,100  
Conference: SWAC  
Head Coach: Dawn Thornton  
Career Record/Yrs: 51-91/5  
Record at School: 10-40/2

SID: Cameo Stokes  
Phone: 501-744-3917  
Email: stokes@uapb.edu  
2020-21 Record: 3-18  
Conf. Record/Finish: 2-13/10th  
Postseason: N/A  
Series Record: N/A  
Last Meeting: N/A

## GEORGIA TECH YELLOW JACKETS



Location: Atlanta, Ga.  
Colors: Old Gold and White  
Arena: McCamish Pavilion  
Capacity: 8,600  
Conference: ACC  
Head Coach: Neil Fortner  
Career Record/Yrs: 199-137/11  
Record at School: 37-20/2

SID: Liz Ryan  
Phone: 404-894-5445  
Email: lryan@athletics.gatech.edu  
2020-21 Record: 17-9  
Conf. Record/Finish: 12-6/3rd  
Postseason: Sweet 16 (NCAAT)  
Series Record: 17-17  
Last Meeting: 67-56, GT (2/16/21)

## BETHUNE-COOKMAN WILDCATS



Location: Daytona Beach, Fla.  
Colors: Maroon and Gold  
Arena: Moore Gym  
Capacity: 1,000  
Conference: MEAC  
Head Coach:  
Career Record/Yrs: N/A  
Record at School: N/A

SID: Ruben Perez  
Phone: N/A  
Email: perezr@cookman.edu  
2020-21 Record: DNP  
Conf. Record/Finish: DNP  
Postseason: N/A  
Series Record: 9-1, UM  
Last Meeting: 85-39, UM (12/28/17)

## INDIANA HOOSIERS



Location: Bloomington, Ind.  
Colors: Cream and Crimson  
Arena: Skjoldt Assembly Hall  
Capacity: 17,222  
Conference: Big Ten  
Head Coach: Tom Izzo  
Career Record/Yrs: 347-210/19  
Record at School: 148-80/8

SID: Megan Krampfer  
Phone: 618-334-5321  
Email: mkrampfer@indiana.edu  
2020-21 Record: 21-6  
Conf. Record/Finish: 16-2/2nd  
Postseason: Elite Eight (NCAAT)  
Series Record: 2-2  
Last Meeting: 58-45, IU (12/14/19)

## BOSTON COLLEGE EAGLES



Location: Chestnut Hill, Ma.  
Colors: Maroon and Gold  
Arena: Conte Forum  
Capacity: 6,606  
Conference: ACC  
Head Coach: Joanna Bernabei-McNamee  
Career Record/Yrs: 167-105/9  
Record at School: 36-39/3

SID: Jason Baum  
Phone: 617-552-3004  
Email: j.baum@bc.edu  
2020-21 Record: 7-12  
Conf. Record/Finish: 2-11/13th  
Postseason: N/A  
Series Record: 29-18, UM  
Last Meeting: 77-60, UM (2/18/21)

## JACKSON STATE TIGERS



Location: Jackson, Miss.  
Colors: Blue, White and Gray  
Arena: Williams Assembly Center  
Capacity: 8,000  
Conference: SWAC  
Head Coach: Tomekia Reed  
Career Record/Yrs: 55-30/3  
Record at School: 55-30/3

SID: Dennis Driscoll  
Phone: 601-979-0857  
Email: dennis.r.driscoll@sums.edu  
2020-21 Record: 18-6  
Conf. Record/Finish: 14-1/1st  
Postseason: First Round (NCAAT)  
Series Record: 2-1  
Last Meeting: 83-68, UM (11/10/19)

## CLEMSON TIGERS



Location: Clemson, S.C.  
Colors: Orange and Regalia  
Arena: Littlejohn Coliseum  
Capacity: 9,000  
Conference: ACC  
Head Coach: Amanda Butler  
Career Record/Yrs: 270-209/15  
Record at School: 40-50/3

SID: Chandler Simpson  
Phone: 864-918-9843  
Email: mcsimp2@clemson.edu  
2020-21 Record: 12-14  
Conf. Record/Finish: 5-12/11th  
Postseason: N/A  
Series Record: 15-8, UM  
Last Meeting: 68-62, CU (2/28/21)

## LOUISVILLE CARDINALS



Location: Louisville, Ky.  
Colors: Red and Black  
Arena: KFC Yum! Center  
Capacity: 22,000  
Conference: ACC  
Head Coach: Jeff Walz  
Career Record/Yrs: 284-108/14  
Record at School: 284-108/14

SID: Nick Evans  
Phone: 502-852-3085  
Email: nick.evans@louisville.edu  
2020-21 Record: 26-4  
Conf. Record/Finish: 14-2/1st  
Postseason: Elite Eight (NCAAT)  
Series Record: 6-2, UL  
Last Meeting: 79-76, UL (1/26/21)

## DUKE BLUE DEVILS



Location: Durham, N.C.  
Colors: Blue and White  
Arena: Cameron Indoor Stadium  
Capacity: 9,314  
Conference: ACC  
Head Coach: Kara Lawson  
Career Record/Yrs: 3-1/1  
Record at School: 3-1/1

SID: Lindy Brown  
Phone: 919-684-2664  
Email: lindy.brown@duke.edu  
2020-21 Record: 3-1  
Conf. Record/Finish: 0-1/T-14th  
Postseason: N/A  
Series Record: 15-4, DU  
Last Meeting: 74-55, DU (2/9/20)

## MARYLAND TERRAPINS



Location: College Park, Md.  
Colors: Red, White, Black & Gold  
Arena: XFINITY Center  
Capacity: 17,950  
Conference: Big Ten  
Head Coach: Brenda Frese  
Career Record/Yrs: 569-161/23  
Record at School: 512-131/20

SID: Rose DiPaula  
Phone: 443-417-5266  
Email: rdipaola@umd.edu  
2020-21 Record: 26-3  
Conf. Record/Finish: 11-7/T-4th  
Postseason: First Round (NCAAT)  
Series Record: 11-5, Maryland  
Last Meeting: 79-71, MD (11/26/17)

## FLORIDA ATLANTIC OWLS



Location: Boca Raton, Fla.  
Colors: Blue and Red  
Arena: FAU Arena  
Capacity: 2,500  
Conference: C-USA  
Head Coach: Jennifer Sullivan  
Career Record/Yrs: N/A  
Record at School: N/A

SID: Kylie Magar  
Phone: 425-647-9584  
Email: kmagar@fau.edu  
2020-21 Record: 11-11  
Conf. Record/Finish: 8-8/T-3rd  
Postseason: N/A  
Series Record: 18-0, UM  
Last Meeting: 73-61, UM (12/3/20)

## MIAMI HURRICANES



Location: Coral Gables, Fla.  
Colors: Orange and Green  
Arena: Watco Center  
Capacity: 7,972  
Conference: ACC  
Head Coach: Katie Meier  
Career Record/Yrs: 379-243/20  
Record at School: 303-198/16

SID: Megan Barnes  
Phone: 630-651-8801  
Email: meganbarnes@miami.edu  
2020-21 Record: 11-11  
Conf. Record/Finish: 8-10/T-9th  
Postseason: N/A  
Series Record: N/A  
Last Meeting: N/A

## FLORIDA STATE SEMINOLES



Location: Tallahassee, Fla.  
Colors: Garnet and Gold  
Arena: Donald L. Tucker Center  
Capacity: 11,500  
Conference: ACC  
Head Coach: Sue Semrau  
Career Record/Yrs: 475-247/23  
Record at School: 475-247/23

SID: Steve Stone  
Phone: 850-644-4836  
Email: sstone@fsu.edu  
2020-21 Record: 10-9  
Conf. Record/Finish: 9-7/T-4th  
Postseason: First Round (NCAAT)  
Series Record: 48-15, FSU  
Last Meeting: 67-59, FSU (2/14/21)

## NORTH CAROLINA TAR HEELS



Location: Chapel Hill, N.C.  
Colors: Carolina Blue and White  
Arena: Carmichael Arena  
Capacity: 6,822  
Conference: ACC  
Head Coach: Courtney Banghart  
Career Record/Yrs: 283-128/14  
Record at School: 29-25/2

SID: Dana Gelin  
Phone: 919-962-0083  
Email: dgelin@unc.edu  
2020-21 Record: 13-11  
Conf. Record/Finish: 8-9/8th  
Postseason: First Round (NCAAT)  
Series Record: 14-12, UNC  
Last Meeting: 69-59, UM (1/10/21)



# OPPONENT QUICK FACTS

## NC STATE WOLFPACK

Location: Raleigh, N.C.  
 Colors: Red and White  
 Arena: Reynolds Coliseum  
 Capacity: 5,500  
 Conference: ACC  
 Head Coach: Wes Moore  
 Career Record/Yrs: 748-234/31  
 Record at School: 190-65/8

SID: Matti Smith  
 Phone: 919-746-8682  
 Email: mmsmith9@ncsu.edu  
 2020-21 Record: 22-3  
 Conf. Record/Finish: 12-2/2nd  
 Postseason: Sweet 16 (NCAAT)  
 Series Record: 13-11, NCST  
 Last Meeting: 78-47, NC (12/20/20)



## TULANE GREEN WAVE

Location: New Orleans, La.  
 Colors: Olive and Blue  
 Arena: Avron B. Fogelman Arena  
 Capacity: 4,100  
 Conference: American  
 Head Coach: Lisa Stockton  
 Career Record/Yrs: 603-327/30  
 Record at School: 540-300/27

SID: Tom Symonds  
 Phone: 504-862-8249  
 Email: tsymonds@tulane.edu  
 2020-21 Record: 18-9  
 Conf. Record/Finish: 12-6/T-4th  
 Postseason: Second Round (WNIT)  
 Series Record: 3-1, Tulane  
 Last Meeting: 70-65, TU (12/19/14)



## NORTH FLORIDA OSPREYS

Location: Jacksonville, Fla.  
 Colors: Navy Blue and Gray  
 Arena: Hodges Stadium  
 Capacity: 9,300  
 Conference: ASUN  
 Head Coach: Darrick Gibbs  
 Career Record/Yrs: 75-101/6  
 Record at School: 75-101/6

SID: Brock Borgeson  
 Phone: 630-440-2595  
 Email: brock.borgeson@unf.edu  
 2020-21 Record: 14-11  
 Record/Finish: 11-5/3rd  
 Postseason: N/A  
 Series Record: 6-0, UM  
 Last Meeting: 81-39, UM (11/28/20)



## VIRGINIA CAVALIERS

Location: Charlottesville, Va.  
 Colors: Navy and Orange  
 Arena: John Paul Jones Arena  
 Capacity: 14,593  
 Conference: ACC  
 Head Coach: Tina Thompson  
 Career Record/Yrs: 25-41/3  
 Record at School: 25-41/3

SID: Melissa Dudek  
 Phone: 434-982-5500  
 Email: dudek@virginia.edu  
 2020-21 Record: 0-5  
 Conf. Record/Finish: 0-2/T-14th  
 Postseason: N/A  
 Series Record: 10-10, tied  
 Last Meeting: 69-64, UVA (2/13/20)



## NOTRE DAME FIGHTING IRISH

Location: Notre Dame, Ind.  
 Colors: Gold and Blue  
 Arena: Purcell Pavilion  
 Capacity: 9,149  
 Conference: ACC  
 Head Coach: Niele Ivey  
 Career Record/Yrs: 10-10/1  
 Record at School: 10-10/1

SID: Josh Bates  
 Phone: 574-631-6453  
 Email: jrbates2@nd.edu  
 2020-21 Record: 10-10  
 Conf. Record/Finish: 8-7/6th  
 Postseason: N/A  
 Series Record: 21-5, ND  
 Last Meeting: 71-60, ND (12/31/20)



## VIRGINIA TECH HOKIES

Location: Blacksburg, Va.  
 Colors: Maroon and Burnt Orange  
 Arena: Cassell Coliseum  
 Capacity: 10,000  
 Conference: ACC  
 Head Coach: Kenny Brooks  
 Career Record/Yrs: 438-181/18  
 Record at School: 101-59/5

SID: Carter Brown  
 Phone: 540-231-6892  
 Email: car315@vt.edu  
 2020-21 Record: 15-10  
 Conf. Record/Finish: 8-8/7th  
 Postseason: 2nd Round (NCAAT)  
 Series Record: 21-9, UM  
 Last Meeting: 75-55, VT (2/11/21)



## PITTSBURGH PANTHERS

Location: Pittsburgh, Pa.  
 Colors: Blue and Vegas Gold  
 Arena: Petersen Events Center  
 Capacity: 12,508  
 Conference: ACC  
 Head Coach: Lance White  
 Career Record/Yrs: 21-60/3  
 Record at School: 21-60/3

SID: Louie Spina  
 Phone: 412-648-7774  
 Email: lispina@athletics.pitt.edu  
 2020-21 Record: 5-14  
 Conf. Record/Finish: 3-12/12th  
 Postseason: N/A  
 Series Record: 24-9, UM  
 Last Meeting: 72-68, UM (1/21/21)



## WAKE FOREST DEMON DEACONS

Location: Winston-Salem, N.C.  
 Colors: Old Gold and Black  
 Arena: LVJM Coliseum  
 Capacity: 14,665  
 Conference: ACC  
 Head Coach: Jen Hoover  
 Career Record/Yrs: 132-149/9  
 Record at School: 112-136/8

SID: Andrew Kovar  
 Phone: 336-758-1880  
 Email: kovara@wfu.edu  
 2020-21 Record: 12-13  
 Conf. Record/Finish: 8-10/T-9th  
 Postseason: N/A  
 Series Record: 15-10, UM  
 Last Meeting: 69-67, UM (2/25/21)



## ROBERT MORRIS COLONIALS

Location: Moon Township, Pa.  
 Colors: Blue, White and Red  
 Arena: UPMC Events Center  
 Capacity: 4,000  
 Conference: Horizon  
 Head Coach: Charlie Buscaglia  
 Career Record/Yrs: 96-50/5  
 Record at School: 96-50/5

SID: TBA  
 Phone: TBA  
 Email: TBA  
 2020-21 Record: 4-13  
 Conf. Record/Finish: 4-12/9th  
 Postseason: N/A  
 Series Record: 1-0, UM  
 Last Meeting: 56-45, UM (1/3/83)



## WASHINGTON STATE COUGARS

Location: Pullman, Wash.  
 Colors: Crimson and Gray  
 Arena: Beasley Coliseum  
 Capacity: 11,671  
 Conference: Pac-12  
 Head Coach: Kamie Ethridge  
 Career Record/Yrs: 115-97/7  
 Record at School: 32-53/3

SID: Chris Caskey  
 Phone: 606-207-7481  
 Email: christopher.caskey@wsu.edu  
 2020-21 Record: 12-12  
 Conf. Record/Finish: 9-10  
 Postseason: First Round (NCAAT)  
 Series Record: 1-0, UM  
 Last Meeting: 74-68, UM (12/21/19)



## STETSON HATTERS

Location: DeLand, Fla.  
 Colors: Green and White  
 Arena: Edmunds Center  
 Capacity: 4,000  
 Conference: ASUN  
 Head Coach: Lynn Bria  
 Career Record/Yrs: 385-391/26  
 Record at School: 232-178/13

SID: Jamie Bataille  
 Phone: 386-822-8131  
 Email: jbataille@stetson.edu  
 2020-21 Record: 10-15  
 Conf. Record/Finish: 7-9/5th  
 Postseason: WBI  
 Series Record: 19-4, UM  
 Last Meeting: 70-63, SU (3/20/14)



## SYRACUSE ORANGE

Location: Syracuse, N.Y.  
 Colors: Orange  
 Arena: Carrier Dome  
 Capacity: 35,121  
 Conference: ACC  
 Head Coach: Vonn Read  
 Career Record/Yrs: N/A  
 Record at School: N/A

SID: Olivia Coiro  
 Phone: 315-443-2608  
 Email: oacoiro@syr.edu  
 2020-21 Record: 15-9  
 Conf. Record/Finish: 9-7/T-4th  
 Postseason: 2nd Round (NCAAT)  
 Series Record: 21-12, UM  
 Last Meeting: 99-64, SU (1/17/21)







# COACHES & STAFF

|  |       |
|--|-------|
| Head Coach Katie Meier.....                | 18-20 |
| Assistant Head Coach Fitzroy Anthony ..... | 21    |
| Assistant Coach Beth Dunkenberger.....     | 22    |
| Assistant Coach Shenise Johnson .....      | 23    |
| Basketball Staff .....                     | 24-26 |
| Support Staff .....                        | 26    |



# KATIE MEIER

HEAD COACH

17TH SEASON AT MIAMI, 303-198 | 21ST SEASON OVERALL, 379-243

COACHES & STAFF

## MEIER'S CAREER

### ASSISTANT COACH

- 1993-94 UNC Asheville
- 1994-99 Tulane

### ASSOCIATE HEAD COACH

- 1999-2001 Tulane

### HEAD COACH

- 2001-05 Charlotte
- 2005-pres. Miami

## EDUCATION

- Wheaton Central High School, 1985
- Duke University, 1989
  - B.A. English (Literature)
- Duke University, 1990
  - M.A. English (Teaching English)

## NCAA APPEARANCES

- 2003 - Charlotte - First Round
- 2011 - Miami - Second Round
- 2012 - Miami - Second Round
- 2013 - Miami - First Round
- 2015 - Miami - Second Round
- 2016 - Miami - First Round
- 2017 - Miami - Second Round
- 2018 - Miami - First Round
- 2019 - Miami - Second Round

## WNIT APPEARANCES

- 2004 - Charlotte - Second Round
- 2005 - Charlotte - First Round
- 2006 - Miami - Second Round
- 2010 - Miami - Finals
- 2014 - Miami - First Round

## PLAYING CAREER

- Wheaton Central High School, 1981-85
- Duke University, 1985-88; 1989-90
- BBC Mini-Flat Waregem (Belgium), 1990-93

## AWARDS/MISCELLANEOUS

- ACC Rookie of the Year, 1986
- GTE Academic All-American, 1988
- First Team All-ACC, 1990
- Kodak/WBCA District II All-American, 1990
- Duke University Hall of Honor Inductee, 2002
- ACC 50th Anniversary Team, 2002
- C-USA Coach of the Year, 2003
- WBCA Region 4 Coach of the Year, 2003
- ACC Legend, 2006
- Wheaton Central High School Hall of Fame Inductee, 2009
- ACC Coach of the Year, 2011
- Russell Athletic/WBCA Region 2 Coach of the Year, 2011
- AP National Coach of the Year, 2011
- USA Basketball Coach of the Year, 2013
- University of Miami Sports Hall of Fame Inductee, 2017

## PERSONAL

Hometown: Wheaton, Ill.

Katie Meier completed her 16th season at the helm of the Hurricanes' women's basketball program in 2020-21. A well-known and respected figure in women's basketball with 20 years of head coaching experience, Meier has worked tirelessly to put her mark on Miami's program and to build a winning tradition.

In her 16 seasons leading the Canes, Meier has amassed nine 20-win seasons and coached the team to 11 postseason appearances, including 10 straight from 2009-2019. Meier is the all-time winningest head coach of Miami women's basketball by percentage (.617) and the Canes have not finished below .500 since the 2008-09 seasons.

Through the 2020-21 campaign, Meier boasts a career record of 379-243 and holds a 303-198 mark during her time heading up the Miami program.

## Honors and Accolades

Meier has been recognized for her coaching success numerous times throughout her career. From being named a co-recipient of the 2013 USA Basketball National Coach of the Year award following a 9-0 record and gold medal at the 2013 FIBA U19 World Championship, to being inducted into the University of Miami Sports Hall of Fame in 2017, Meier's name has become synonymous with elite basketball.

One of the most prestigious honors bestowed on Meier came at the conclusion of the 2010-11 season when she was named the Associated Press National Coach of the Year - sharing the award with Connecticut's Geno Auriemma and Stanford's Tara VanDerveer. That season, Meier led the Hurricanes into the NCAA tournament for the first time since 2004 and coached the Canes to their first NCAA Tournament win since 1993.

The Canes entered the 2010-11 season with high internal expectations, but were picked eighth in the Preseason ACC Poll. Miami exceeded all outside expectations posting a perfect 20-0 record inside BankUnited Center and finished conference play with a 12-2 record, earning their first regular season conference title since joining the league in 2004. As a result, Meier was named the ACC Coach of the Year and later would be selected as the WBCA/RUSSELL ATHLETIC Region 2 Coach of the Year, as voted on by her peers.

During the 2011-12 season, Meier coached the Canes to their highest ranking in program history at No. 5. Miami went undefeated at home for the second consecutive season, pushing the home win streak to 40 games.

Five coaches who have been assistants for Meier during her head coaching career have gone on to earn Division I head coaching positions: Lynn Bria (Stetson), Amanda Butler (Florida and Clemson), Darrick Gibbs (North Florida), Carolyn Kieger (Marquette) and Stephanie McCormick (Western Carolina). Additionally, 25 of Meier's players at Miami have gone on to play professionally after their college careers.





# HEAD COACH KATIE MEIER

| MEIER'S YEAR-BY-YEAR RECORDS |                |                |                |        |              |
|------------------------------|----------------|----------------|----------------|--------|--------------|
| YEAR                         | SCHOOL         | OVERALL        |                | CONF.  | POSTSEASON   |
|                              |                | W-L            | W-L            | FINISH |              |
| 2001-02                      | Charlotte      | 16-13          | 7-7            | t-7    |              |
| 2002-03                      | Charlotte      | 21-9           | 12-2           | 1      | NCAA 0-1     |
| 2003-04                      | Charlotte      | 17-14          | 8-6            | 7      | WNIT 1-1     |
| 2004-05                      | Charlotte      | 22-9           | 9-5            | t-5    | WNIT 0-1     |
| 2005-06                      | Miami          | 17-13          | 6-8            | 6      | WNIT 1-1     |
| 2006-07                      | Miami          | 11-19          | 2-12           | 11     |              |
| 2007-08                      | Miami          | 9-21           | 2-12           | 12     |              |
| 2008-09                      | Miami          | 13-17          | 2-12           | t-10   |              |
| 2009-10                      | Miami          | 22-14          | 4-10           | t-10   | WNIT 5-1     |
| 2010-11                      | Miami          | 28-5           | 12-2           | t-1    | NCAA 1-1     |
| 2011-12                      | Miami          | 26-6           | 14-2           | 2      | NCAA 1-1     |
| 2012-13                      | Miami          | 21-11          | 11-7           | t-4    | NCAA 0-1     |
| 2013-14                      | Miami          | 16-15          | 8-8            | 8      | WNIT 0-1     |
| 2014-15                      | Miami          | 20-13          | 8-8            | 8      | NCAA 1-1     |
| 2015-16                      | Miami          | 24-9           | 10-6           | t-5    | NCAA 0-1     |
| 2016-17                      | Miami          | 24-9           | 10-6           | 7      | NCAA 1-1     |
| 2017-18                      | Miami          | 21-11          | 10-6           | t-6    | NCAA 0-1     |
| 2018-19                      | Miami          | 25-9           | 12-4           | 4      | NCAA 1-1     |
| 2019-20                      | Miami          | 15-15          | 7-11           | t-11   | N/A          |
| 2020-21                      | Miami          | 11-11          | 8-10           | t-9    |              |
|                              | <b>Overall</b> | <b>379-243</b> | <b>162-144</b> |        | <b>12-14</b> |

## Creating a Winning Program

In her first season, Meier wasted little time in making the first steps towards those goals. After receiving little attention in the ACC preseason polls, the Hurricanes posted an impressive overall record of 17-13. Under Meier, Miami earned a berth into the second round of the 2006 Women's National Invitation Tournament and standout Tamara James produced one of the greatest seasons ever seen by a UM player, becoming Miami's all-time leading scorer. James was selected with the eighth overall pick in the 2006 WNBA Draft by the Washington Mystics.

Over the next two years, the Hurricanes continued to develop under Meier's direction. Miami's Renee Taylor emerged as the ACC's leading scorer in 2006-07, while Maurita Reid finished the 2007-08 campaign with 110 steals, good for second in the ACC and fifth in the NCAA.

With the No. 21-ranked incoming recruiting class, Meier and the Hurricanes saw significant improvement during the 2008-09 season. The freshman class was highlighted by McDonald's All-American Shenise Johnson of Henrietta, N.Y., and Riquna Williams from nearby Pahokee, Fla. Under Meier's guidance, Johnson was named the ACC Rookie of the Week on three occasions and was named to the ACC All-Freshmen team as well as ACC Honorable Mention. The versatile guard/forward also led the U19 USA team to a gold medal finish in the 2009 World Championships in Bangkok, Thailand.

The 2009-10 season was one of the most successful in program history. Under Meier's vision, the Hurricanes advanced to the WNIT Championship game. Miami posted a 22-14 overall record - the first 20-win campaign since the 2002-03 season and just the eighth all-time in history. In her sophomore season, Johnson was named first team All-ACC, while a healthy Riquna Williams garnered second-team honors. The tandem led Miami to a 5-1 WNIT record - the deepest postseason run in team history, with both earning all-tournament honors along the way.

Following the success of the 2009-10 campaign, Meier signed a contract extension through 2015 and the Hurricanes continued their rise in the ACC. Miami earned a conference regular season title in 2010-11 and returned to the NCAA Tournament for the first time in seven seasons. Johnson was named to four different All-America squads and became the second player in program history to be named the conference player of the year (Frances Savage - BIG EAST - 1992). Williams, along with Johnson, was named First Team All-ACC and was the conference scoring leader, posting 21.7 points per game.

Miami's dominance continued into the 2011-12 season. The Canes finished second in the conference standings with a record of 14-2 and were 26-6 overall, earning a No. 3 seed in the NCAA Tournament. UM also defeated the eventual conference tournament champion, Maryland, both times they played in the regular season.

Seniors Shenise Johnson and Riquna Williams continued to shine in the ACC as the duo were second and third in the league in scoring and each were again named First Team All-ACC. Johnson was also named to the All-ACC Defensive Team for the third consecutive season and earned a place on five different All-America teams, including the WBCA squad for the second straight year. Williams earned AP All-America third team recognition in her final collegiate campaign as well.

## All About the Players

Meier has developed Miami into a program committed to its players and said players have flourished over the last 15 years.

Five All-Americans have emerged under Meier's tutelage: Tamara James (2006), Shenise Johnson (2011, 2012), Riquna Williams (2011, 2012), Adrienne Motley (2016) and Beatrice Mompremier (2019, 2020).

All five of those players were drafted into the WNBA following their time at Miami, most recently being Mompremier who was selected 20th overall by the Los Angeles Sparks in the 2020 WNBA Draft. In total, Meier has coached 24 players that have gone on to play professionally, whether that is in the WNBA or overseas.

Under Meier's direction, 12 players have earned All-ACC Team postseason accolades, including Shenise Johnson who earned ACC Player of the Year (2011). Five Canes have been tabbed to the ACC All-Defensive Team, while four rookies have made an appearance on the ACC All-Freshman Team. Emese Hof ('18), earned the first ACC Most Improved Player for Miami in program history.

Meier's players have also excelled in the classroom as 12 players have earned a spot on the ACC All-Academic team, with four players earning multi-year bids. Additionally, Miami has placed someone on the ACC Honor Roll in 15 of Meier's 15 seasons.

## A New Era

Hired April 19, 2005, Meier was appointed by then-Miami AD Paul Dee in front of national and local media, fans, alumni and support staff, signifying the beginning of a new era.

Following an unprecedented career as one of the greatest athletes to ever play in the Atlantic Coast Conference, Meier quickly established herself in the coaching ranks. Following an impressive four-year tenure as the head coach at Charlotte where she helped bring the 49er program into national prominence, Meier made it clear that her goal was to make Miami one of the premier women's basketball programs in the country.

COACHES & STAFF

# HEAD COACH KATIE MEIER

## MEIER'S CAREER RECORDS

| SCHOOL         | YEARS             | OVERALL        | CONF.          |
|----------------|-------------------|----------------|----------------|
| Charlotte      | 2001-05           | 76-45          | 36-20          |
| Miami          | 2005-pres.        | 303-198        | 126-124        |
| <b>Overall</b> | <b>20 seasons</b> | <b>379-243</b> | <b>162-144</b> |

The Hurricanes went to a school record third straight NCAA Tournament in 2012-13, earning a No. 8 seed. Meier's Hurricanes defeated two top-10 opponents during the season, besting No. 6/7 Penn State and knocking off No. 5/4 Duke on senior day, marking the first win over a team in the top four of either poll in program history and the school's first win over the Blue Devils, who went 20-1 against ACC opponents that season, including winning the ACC Tournament.

After reaching the WNIT in 2014, Meier guided the Hurricanes back to the NCAA Tournament in 2015 and the 11th-seeded Hurricanes defeated No. 6 seed Washington in the first round, before dropping their second round matchup against third-seeded Iowa, the host school.

Earlier in the 2014-15 season, Meier also led the Hurricanes to the program's first win over a team in the top four of the AP Poll. They defeated No. 4/4 Notre Dame, 78-63, the Fighting Irish's only loss in their first two years in the ACC. Sophomore guard Adrienne Motley went on to be named a consensus First Team All-ACC pick after averaging 16.9 points on 49.2 percent shooting. Meier also earned her 250th career win during the season.

In 2015-16, Meier led Miami to a 24-9 record to tie for the fifth-most wins in a season in program history. Miami received a No. 5 seed the NCAA Tournament and made its fifth appearance in the field in the past six years. The 2015-16 campaign also saw the Hurricanes beat both Duke and North Carolina in the same year for the first time. The victory at North Carolina was good for the 200th of Meier's tenure at Miami. Adrienne Motley was also tabbed as a consensus First Team All-ACC honoree for the second straight year, in addition to garnering WBCA All-America Team Honorable Mention recognition.

In 2016-17, Meier guided the Hurricanes to a second straight 24-9 record. In the quarterfinals of the ACC Tournament, Miami again defeated a Florida State team ranked in the top 10, downing the No. 8/12 Seminoles, 56-54, to earn back-to-back semifinal appearances for the first time. The Hurricanes beat four top-25 teams, defeating three ranked teams – two of which were in the top 10 – away from home for the first time in the ACC era. Miami earned a No. 4 seed in the NCAA Tournament, hosting the first two rounds of play, and reached the second round for the fourth time in seven years.

Adrienne Motley and Jessica Thomas were both Second Team All-ACC picks in 2016-17, with Motley becoming Miami's fifth WNBA Draft pick. In addition, Motley, Thomas and Keyona Hayes formed the second Miami teammate trio to all reach 1,000 points and each signed a WNBA contract, the first time three Hurricanes in the same class did so.

Despite losing many talented players to graduation and injuries, Meier led the Hurricanes to a 21-11 finish in 2017-18 and surpassed 250 wins in her tenure with the program. Erykah Davenport, a Second Team All-ACC honoree, and Keyanna Harris became the first Miami seniors to make four straight NCAA Tournaments. Miami had two freshman all-league honorees for the first time since 1992-93 in the BIG EAST, as Mykela Gray and Kelsey Marshall both made the cut.

In 2018-19, Meier guided her team to a 10th consecutive postseason appearance, including an eighth trip to the NCAA Tournament in the last nine years and fifth straight NCAA Tournament bid. Miami also reached 20-plus wins for the ninth time in 10 years and double-digit ACC victories for the seventh time in nine years.

### Establishing Her Legacy as a Player

Meier's success as a coach is a direct reflection of her playing career as a standout at Duke University. A four-year letter winner for the Blue Devils under head coach Debbie Leonard from 1986-90, Meier's name is scattered throughout the Duke record books.

She currently ranks among the school's all-time career leaders in scoring average (16.2 points per game), steals (232), free throws made (447) and free throws attempted (624). She is also listed among Duke's leaders in career points (1,761), field goals made (653), field goals attempted (1,283), assists (409) and rebounding average (6.1 rebounds per game).

Meier wasted no time making her mark at Duke, earning ACC Rookie of the Year and Basketball Yearbook Freshman All-America honors in 1986. Meier injured her knee in 1988 during her junior season and ultimately missed the entire 1988-89 campaign while recovering.

Meier returned to Duke for her senior season in 1990 without missing a beat, earning Kodak/WBCA District 2 All-America and All-ACC first team accolades while being named the Blue Devils' most valuable player.

In 2002, Meier was honored by Duke for her efforts as a player when she was named to the inaugural induction class in the Blue Devils' Hall of Honor. That same year, Meier was named to the ACC's 50th Anniversary Team. In 2006, she was once again honored by the conference when she was named an ACC Legend at the 2006 ACC Women's Basketball Tournament.

Meier's success on the court was only outdone by her accomplishments in the classroom. She was named to the Dean's List from 1986-88. In 1988 she also earned GTE Academic All-America Second Team honors.

After receiving a bachelor's degree in English literature with cum laude honors in 1989, Meier went on to earn a master's degree in teaching English from Duke in 1990.

Following her career at Duke, Meier moved overseas to play three seasons with BBC Mini-Flat Waregem in Belgium from 1990-93. There, she helped lead her team to three First Division regular season titles and one Belgian Cup Championship. While in Belgium, Meier also spent time teaching classes of conversational English while coaching teams of 15- to 17-year-olds.

A native of Wheaton, Ill., Meier graduated from Wheaton Central High School in 1985 and in October 2009 was inducted into her high school's athletic hall of fame.





# FITZROY ANTHONY

ASSISTANT HEAD COACH

SEVENTH SEASON AT MIAMI (10TH OVERALL) | PALM BEACH ATLANTIC, 2008



## PERSONAL

Hometown: Boca Raton, Fla.  
Education: Palm Beach Atlantic, 2008

## COACHING EXPERIENCE

### CORAL SPRINGS CHARTER SCHOOL

Head Coach, 2010-12

### FLORIDA ATLANTIC

Assistant Coach, 2012-15

### MIAMI

Assistant Coach, 2015-2020  
Assistant Head Coach, 2020-pres.

## NGAA APPEARANCES

2016 - Miami - First Round  
2017 - Miami - Second Round  
2018 - Miami - First Round  
2019 - Miami - Second Round

Fitzroy Anthony was named an assistant coach for the University of Miami women's basketball program on May 18, 2015.

The Hurricanes have reached the NCAA Tournament in four of the six years that Anthony has been on staff, including two Round of 32 berths on their home court (2017 and 2019). There was no NCAA Tournament in 2019-20 due to the novel coronavirus pandemic. Miami holds a 109-53 record during Anthony's tenure as an assistant coach for the Canes.

Anthony has worked with five All-ACC performers in forward/centers Erykah Davenport, Beatrice Mompremier and Emese Hof, and guards Adrienne Motley and Jessica Thomas.

Motley and Mompremier both earned WBCA All-America Honorable Mention accolades and became the fifth (2017) and sixth (2020) WNBA draft picks in program history, respectively.

Anthony has also helped guide two guards, Endia Banks and Kelsey Marshall, to ACC All-Freshman Team recognition.

Prior to joining the Hurricanes, Anthony was an assistant coach at Florida Atlantic University for three seasons and helped the Owls make the move from the Sun Belt to Conference USA in his second year with the program.

During his three years at FAU, Anthony primarily worked with the team's guards, and did so with great success. In his final season there, the Owls had one backcourt player named First Team All-Conference USA and another selected to the league's all-freshman team.

Anthony played a key part in the Owls' scouting, defensive game planning and academic mentoring, while also handling all of the team's scheduling.

A stellar recruiter, Anthony helped FAU sign the second-ranked recruiting class in the conference in 2014, according to Collegiate Girls Basketball Report.

In Anthony's second season in Boca Raton, Fla., he aided in guiding the Owls to their second winning season since 2005-06 and their

second-most wins during that stretch.

Well-connected in South Florida, Anthony was the head coach at Coral Springs Charter School for two years, prior to making the move to FAU in August 2012. He led the Panthers to 20-wins seasons both years and was named the Broward County Athletic Association Coach of the Year in 2012.

Anthony directed the Panthers to their first regional and district championships in 2012, as well as their first berth in the Final Four of the state tournament. Four players he coached at Coral Springs Charter School went on to play Division I basketball.

Additionally, Anthony has experience coaching AAU basketball in South Florida and won over 80 percent of his games on the sidelines. Seven of his players proceeded to play collegiately in the ACC, SEC or Big 12.

Born in Antigua, Anthony moved to Boca Raton at age 12. He played basketball at Olympic Heights High School and then at Palm Beach Atlantic University, where he graduated in 2008 with a bachelor's degree in education.

COACHES & STAFF



# BETH DUNKENBERGER

ASSISTANT COACH

FIRST SEASON AT MIAMI (34TH OVERALL) | RANDOLPH-MACON, 1988

### PERSONAL

Hometown: Shawsville, Va.  
Education: Randolph-Macon, 1988

### COACHING EXPERIENCE

#### VIRGINIA TECH

Graduate Assistant, 1988-90  
Assistant Coach, 1990-97  
Head Coach, 2004-11

#### FLORIDA

Assistant Coach, 1997-2000

#### WESTERN CAROLINA

Head Coach, 2000-04

#### TULANE

Director of Operations, 2011-12  
Assistant Coach, 2012-20

#### MIAMI

Assistant Coach, 2021-pres.

### NEEA APPEARANCES

- 1994 - Virginia Tech - First Round
- 1995 - Virginia Tech - Second Round
- 1998 - Florida - Sweet Sixteen
- 1999 - Florida - First Round
- 2005 - Virginia Tech - First Round
- 2006 - Virginia Tech - Second Round
- 2015 - Tulane - First Round

### WNIT APPEARANCES

- 2007 - Virginia Tech - Third Round
- 2012 - Tulane - Second Round
- 2013 - Tulane - Third Round
- 2014 - Tulane - First Round
- 2016 - Tulane - Third Round
- 2017 - Tulane - Third Round

### PLAYING EXPERIENCE

Randolph-Macon, 1984-88

### ACCOLADES

- 17 All-Conference selections
- 12 20-win seasons
- 5 WNBA players
- 2003 SoCon Coach of the Year

Beth Dunkenberger joined the Miami women's basketball staff in May 2021, bringing with her more than 30 years of collegiate coaching experience.

In her 33 years of coaching, Dunkenberger has helped her teams to 13 postseason appearances (seven - NCAA Tournaments, six - WNIT) and 12 20-win seasons.

With an exceptional track record of player development, Dunkenberger coached 23 all-conference players, six all-freshman team members and two conference most improved players. Five players reached the WNBA under Dunkenberger's tutelage, while three others played professional basketball overseas.

Most recently, Dunkenberger spent nine seasons at Tulane, serving as the Green Wave's director of operations during the 2011-12 season before moving into an assistant coach role in 2012.

The Green Wave made five postseason appearances in Dunkenberger's nine years in New Orleans, including the program's first NCAA Tournament at-large bid since 2003 in 2015. Additionally, Tulane tied its longest run in the WNIT, with a pair of third-round showings in 2016 and 2017.

Under Dunkenberger's tutelage, a trio of players reached the 1,000-career point mark, led by Kolby Morgan who finished her career with 2,240 points, good for second in scoring in Green Wave history. Morgan was a four-time AAC all-conference selection, as well.

Prior to her time at Tulane, Dunkenberger spent 11 years as a head coach, four leading the Western Carolina Catamounts (2000-04) and seven at the helm of the Virginia Tech Hokies (2004-11). Dunkenberger posted a 175-154 record as a head coach, with a pair of 20-win seasons and three postseason appearances.

As head coach of the Hokies, Dunkenberger guided her team to .500-or-better records five times, including a 21-10 mark in 2005-06 when Virginia Tech advanced to the second round of the NAAs. Four Hokies earned All-ACC honors (Kerri Gardin - 2005 & 2006, Kirby Copeland - 2007, Brittany Cook - 2008, Utahya Drye - 2009), while Andrea Barbour

was tabbed to the ACC All-Freshman Team in 2008.

Dunkenberger's tenure as head coach of the Hokies was her second stint in Blacksburg, Va., having served as a graduate assistant from 1998-00 and an assistant coach from 1990-97. As an assistant, she helped the Hokies win the Metro Conference Tournament title in 1994 and the Metro regular-season title in 1995. Virginia Tech advanced to the NCAA Tournament in both years.

The Roanoke, Va., native spent the next three years as an assistant coach for the Florida Gators, coaching the Gators to a 73-36 record in those three seasons. Florida made the postseason all three years, including a trip to the Sweet 16 in 1998.

Dunkenberger earned her first head coaching job at Western Carolina in 2000 and immediately got to work. In her third season with the Catamounts, Dunkenberger led the team to a 21-7 record, the most wins by Western Carolina since moving to the Division I level in 1981.

The Catamounts advanced to the finals of the Southern Conference championship in 2003 and Dunkenberger was named the Southern Conference Coach of the Year.

Under Dunkenberger, Western Carolina's Tiffany Hamm earned All-Southern Conference honors from 2002-04, highlighted by a Freshman of the Year honor in 2001 and Player of the Year recognition in 2003.

Off the court, Dunkenberger has coached four Academic All-Americans, 11 Academic All-District honorees and a pair of American Scholar Athletes of the Year.

A standout on the court, Dunkenberger played basketball at Randolph-Macon College from 1984-88 where she was named an all-conference honoree and an Academic District All-American. She graduated with a bachelor's degree in mathematics in 1988 and completed her master's degree in education at Virginia Tech in 1990.





# SHENISE JOHNSON

ASSISTANT COACH

FIRST SEASON AT MIAMI (FIRST OVERALL) | MIAMI, 2012



## PERSONAL

Hometown: Rochester, N.Y.

Education: Miami, 2012

## COACHING EXPERIENCE

### MIAMI

Coord. of Player Develop., 2020-21  
Assistant Coach, 2021-pres.

## PLAYING EXPERIENCE

### COLLEGE

Miami, 2008-12

### WNBA

San Antonio Stars, 2012-14

Indiana Fever, 2015-19

Minnesota Lynx, 2020

### INTERNATIONAL

Uniqua Euroleasing Sopron  
(Hungary), 2012-13, 2016-17

Istanbul Universitesi BDG (Turkey),  
2013-15

Good Angels Kosice (Slovakia),  
2015-16

Petah Tikva (Israel), 2021

## ACCOLADES

2011 ACC Player of the Year

2012 Fifth Overall Pick - WNBA Draft

Gold Medalist - 2009 U19 World  
Championship

One of the most prolific players in University of Miami women's basketball history returned home in April 2021 as Shenise Johnson became the newest assistant coach for the Canes.

Johnson donned a Miami jersey from 2008-2012, finished her illustrious career near the top of the Hurricanes' leaderboard in numerous categories. She ranks first all-time in steals (401), second in rebounding (1,020), third in scoring (2,262) and fourth in assists (556). Johnson is the only Cane to reach 2,000 points and 1,000 rebounds at Miami.

The guard helped the Miami program make monumental strides during her time as a Cane, taking the team from a 2-12 ACC record in 2008-09 to becoming co-regular season ACC Champions (12-2) in 2010-11.

A two-time Associated Press All-American and the 2011 ACC Player of the Year, Johnson not only took the Canes to back-to-back NCAA Tournaments, but also helped the program achieve its highest ranking (fifth) in program history.

Following her time at Miami, Johnson became the highest-drafted player in program history when she was taken fifth overall in the 2012 WNBA Draft by the San Antonio Silver Stars.

She spent the next nine seasons playing professionally in the league, averaging 8.2 points, 3.6 rebounds and 1.8 assists in her eight-year WNBA career.

Johnson also played professional basketball overseas in places like Slovakia, Turkey and Israel.

The Miami sideline is a familiar place for Johnson as she most recently spent the 2020-21 season working as the coordinator of player development for the Canes.

COACHES & STAFF



# LONNETTE HALL

DIRECTOR OF BASKETBALL OPS. / COORDINATOR OF RECRUITING  
15TH SEASON | CAL STATE NORTHRIDGE, 1994

compliance and housing departments. Among some of her other duties are season ticket holder relations.

Hall came to Miami following a one-year stint as the head girl's basketball coach at R.L. Paschal High School in Fort Worth, Texas, in 2004-05. In addition to the day-to-day coaching duties, Hall also managed the program's budget and marketing activities, and oversaw the team's booster club. She also organized HOOP Group, a youth basketball program in the Fort Worth area.

Hall spent six years at Texas Christian University, serving as an assistant coach with the Lady Frogs from 1999-2003 and as the Director of Basketball Operations during the 2003-04 season. As an assistant coach with the Lady Frogs, Hall helped guide TCU to three consecutive NCAA Tournaments while coaching

notable players such as Fort Lauderdale native and former All-American Sandora Irvin, who was later selected as the third overall pick in the 2005 WNBA Draft. Along with coaching, Hall's responsibilities included recruiting, practice and game preparation efforts, in addition to preparing the team's travel arrangements.

A native of Oxnard, Calif., Hall served in the United States Navy from 1986-88. She earned an associate's degree in art from Ventura Junior College in 1991 and went on to earn a bachelor's degree in kinesiology from California State University, Northridge in 1994. Hall added a master's degree in sports administration from the University of Wisconsin-La Crosse in 1996.

University of Miami head coach Katie Meier announced in May 2012 that Lonnette Hall had been added to her staff as the director of women's basketball operations. Hall served as an assistant coach with the Hurricanes from 2007-10 and was a driving force behind the 2008 recruiting class that included Shenise Johnson, Riquna Williams and Sylvia Bullock.

The same position was held by Hall during the 2006-07 season, before she moved into her coaching role. Hall acts as the team's liaison between the coaching staff and the academics,



# MARGIE GILL

DIRECTOR OF BASKETBALL OPS. / SPECIAL PROJECTS  
EIGHTH SEASON | FLORIDA, 2003

July 2014.

Gill has over 15 years of women's basketball operations experience, including seven years at both the University of Mississippi and the University of Florida. Gill has also spent time on campus away from athletics, having served in an administrative capacity at Chowan University for three years.

A graduate of the University of Florida, Gill earned a degree in exercise science with an emphasis

in sport management. She served as team manager at Florida under former Rebel coach Carol Ross for four years and was head manager her final two seasons. Upon completion of her classes, Gill moved into the director of basketball operations job at her alma mater and stayed with Ross and the Gators for seven more years.

A native of McKees Rocks, Pa., Gill is married to Steven Gill. The couple has one son, Riley.

Head women's basketball coach Katie Meier announced the hiring of Margie Gill, the program's director of women's basketball operations & special projects, in





# MORGAN STROMAN

ASSISTANT DIRECTOR OF OPERATIONS

THIRD SEASON | MIAMI, 2013

assistant director of operations in Nov. 2020.

A four-year standout at The U, Stroman spent six years playing basketball professionally overseas with clubs in Spain, Finland, the Netherlands and Romania. Her responsibilities at UM include player development and analytics in addition to day-to-day operational tasks.

A native of Hopkins, S.C., Stroman played at Miami from 2009 to 2013. She was part of

three NCAA Tournament teams and helped the Canes to a 2010 Atlantic Coast Conference regular season co-championship.

Stroman finished her collegiate career averaging 11.4 points and 7.4 rebounds per game. During her time at Miami, Stroman aided the Hurricanes to four 20-win seasons and a 97-36 record across those four years.

The forward graduated from Miami in 2013 with a degree in sports administration.

Morgan Stroman returned home to Miami in Dec. 2019. She served as an operations assistant for one season before being elevated to her current position of

COACHES & STAFF



# LOGAN HOGREFE

ASSISTANT DIRECTOR OF SCOUTING / VIDEO ANALYTICS

FIRST SEASON | OHIO STATE, 2020

Prior to Miami, Hogrefe served as a graduate manager for the Ohio State women's basketball team. As a manager for the Buckeyes, Hogrefe assisted in running offseason workouts, recruiting visits and basketball camps. He set up and tore down practice and games, while also helping the in development of players through rebounding.

The Archbold, Ohio, native worked side-by-side with the video coordinator for film games and run scouting analytics to identify

trends. Additionally, he performed a variety of office tasks such as trip planning and content creation.

Hogrefe graduated with a degree in business administration from The Ohio State University in 2019, specializing in operations management. He was a six-time Dean's List honoree and also a member of the leadership team for the business organization Buckeye Coastal Connections. Hogrefe earned a master's degree in Sport Management in 2021.

Logan Hogrefe moved to Miami in the summer of 2021, joining the Canes' women's basketball staff as the Assistant Director of Scouting and Video Analytics.



# TEREN HART

CREATIVE CONTENT SPECIALIST

FIRST SEASON | MIAMI, 2018

no stranger to the Miami program having served as a practice player during his time as a student at The U in 2018.

From 2015-18, Hart served as a ticket representative in the University of Miami athletic department, assisting in the day-to-day logistical operations of the ticket office.

Upon graduation, Hart served as the head coach for the freshman basketball team at La Salle High School in Pasadena,

Calif. He also coached the Pressure Basketball Club in Los Angeles, working with elementary, middle and high school AAU travel basketball teams.

Hart's professional basketball experience comes from his time as a SportsVU operator with the Miami Heat. There, Hart monitored statistical data provided by SportsVU and worked to find and correct mistakes made by the software during the game.

Teren Hart joined the Miami women's basketball staff in August of 2021, taking on the role of creative content specialist. Hart is



# SILVER HARRIS

ATHLETIC TRAINER  
FIRST SEASON | MIAMI, 2018

2020. She was promoted to assistant athletic trainer in September 2021 and primarily works with the Hurricanes' swim and dive programs.

she worked with the men's and women's basketball teams, as well as men's and women's tennis programs, before returning to the Hurricanes.

A native of Miami, Silver graduated from the University of Miami with a degree in athletic training. She then went on to spend the next two years working as a graduate assistant with the Columbus State University. There,

Silver Harris was hired as an intern athletic trainer at the University of Miami in September

COACHES & STAFF



# BRANDON KUHN

STRENGTH & CONDITIONING COACH  
SECOND SEASON | ANGELO STATE UNIVERSITY, 2006

Alabama, Kuhn worked as the strength coach for men's basketball at Manhattan College in New York. In his role at Manhattan, Kuhn not only was responsible for structuring year-round performance and nutritional programs for student-athletes but oversaw the organization's day-to-day operations including coordinating team travel.

From 2011-17, Kuhn also worked as a private sports performance coach, with NBA clients like Carmelo Anthony, Tyler and Ben Hansbrough and Will Barton.

Brandon Kuhn joined the University of Miami staff in October 2020, serving as the strength and conditioning coach for the Hurricanes' women's basketball team.

Kuhn's previous stops also includes two seasons at Coppin State and five seasons at Western Kentucky. During his time with the Hilltoppers, the men's basketball team won back-to-back Sun Belt Conference championships and produced eight all-conference players.

Kuhn got his start in college athletics at Texas Tech University in 2007, spending five seasons in Lubbock. Originally coming in as a graduate assistant for strength and conditioning, Kuhn worked his way up to head strength and conditioning coach for men's basketball in 2011.

Kuhn comes to Coral Gables after spending last season as a strength and conditioning coach at South Alabama.

Prior to his stint at South

A 2006 graduate from Angelo State with a degree in exercise science, Kuhn earned master's in strength and conditioning from Texas Tech in 2010.

## SUPPORT STAFF



**MEGAN BARNES**  
DIRECTOR  
COMMUNICATIONS



**LOGAN DAN**  
DIRECTOR  
FACILITIES/OPERATIONS



**KYLIE GREENWELL**  
ASSISTANT DIRECTOR  
DIGITAL STRATEGY



**MICHELE GASTON**  
ASSISTANT ADVISOR  
ACADEMIC SUPPORT



**DR. ERIC GOLDSTEIN**  
SPORTS PSYCHOLOGIST





# HURRICANES

|                                  |       |
|----------------------------------|-------|
| Photo Roster .....               | 28-29 |
| Kenza Salgues.....               | 30-31 |
| Moulayna Johnson Sidi Baba ..... | 32-33 |
| Destiny Harden.....              | 34-36 |
| Jasmyne Roberts .....            | 37    |
| Mykea Gray .....                 | 38-40 |
| Ja'Leah Williams .....           | 41    |
| Lashae Dwyer .....               | 42    |
| Kelsey Marshall.....             | 43-45 |
| Lola Pendande .....              | 46-47 |
| Chiso Okafor .....               | 48    |
| Paula Fraile Ruiz .....          | 49    |
| Karla Erjavec .....              | 50-52 |
| Maeva Djaldi-Tabdi.....          | 53-55 |
| Naomi Mbandu .....               | 56-57 |
| Roster Breakdowns .....          | 58    |



# PHOTO ROSTER



**#0**

**KENZA SALGUES**  
Jr. | G | 5-9  
MONTPELLIER, FRANCE  
(INSEP)



**#1**

**MOULAYNA JOHNSON SIDI BABA**  
Jr. | G/F | 6-1  
STOCKHOLM, SWEDEN  
(Solna Gymnasium)



**#3**

**DESTINY HARDEN**  
R-Sr. | F | 6-0  
CHICAGO, ILL.  
(Morgan Park / West Virginia)



**#4**

**JASMYNE ROBERTS**  
Fr. | G | 5-10  
JACKSONVILLE, FLA.  
(Bishop Kenny)



**#5**

**MYKEA GRAY**  
Sr. | G | 5-4  
UPPER MARLBORO, MD.  
(National Christian Academy)



**#12**

**JA'LEAH WILLIAMS**  
Fr. | G | 5-10  
POMPANO BEACH, FLA.  
(Blanche Ely)



**#13**

**LASHAE DWYER**  
Fr. | G | 5-6  
TORONTO, CANADA  
(The Webb School)



**#20**

**KELSEY MARSHALL**  
Gr. | G | 5-9  
DAVIE, FLA.  
(Miami Country Day)



**#21**

**LOLA PENDANDE**  
Jr. | F | 6-4  
ALMERIA, SPAIN  
(Ribet Academy / Utah)



**#22**

**CHISOMAGA OKAFOR**  
Fr. | F | 6-1  
MATARO, SPAIN  
(IES Llanerres)



**#23**

**PAULA FRAILE RUIZ**  
So. | F | 6-4  
OLESA DE MONTSERRAT, SPAIN  
(Segle XXI)



**#25**

**KARLA ERJAVEC**  
Sr. | G | 5-10  
ZAGREB, CROATIA  
(Sport Gymnasium / Wyoming)



**#33**

**MAEVA DJALDI-TABDI**  
Gr. | F | 6-4  
PARIS, FRANCE  
(Jean Moulin / Syracuse)



**#35**

**NAOMI MBANDU**  
Sr. | F | 6-2  
AMIENS, FRANCE  
(Marcelin Berthelot / Gulf Coast State)

HURRICANES





# PHOTO ROSTER



**KATIE MEIER**  
HEAD COACH  
17TH SEASON



**FITZROY ANTHONY**  
ASSISTANT HEAD COACH  
SEVENTH SEASON



**BETH DUNKENBERGER**  
ASSISTANT COACH  
FIRST SEASON



**SHENISE JOHNSON**  
ASSISTANT COACH  
FIRST SEASON



**MARGIE GILL**  
DIRECTOR OF BASKETBALL  
OPS. / SPECIAL PROJECTS  
EIGHTH SEASON



**LONNETTE HALL**  
DIRECTOR OF BASKETBALL OPS.  
/ COORDINATOR OF RECRUITING  
15TH SEASON



**MORGAN STROMAN**  
ASSISTANT DIRECTOR OF OPS  
THIRD SEASON




**LOGAN HOGREFE**  
ASSISTANT DIRECTOR OF  
SCOUTING / VIDEO ANALYTICS  
FIRST SEASON

HURRICANES



**SILVER HARRIS**  
ATHLETIC TRAINER  
FIRST SEASON



**BRANDON KUHN**  
STRENGTH & CONDITIONING  
COACH  
SECOND SEASON



**TEREN HART**  
CREATIVE CONTENT  
SPECIALIST  
FIRST SEASON



# KENZA SALGUES

**GUARD**

**0**

**JUNIOR • 5-9**

*MONTPELLIER, FRANCE • INSEP*

HURRICANES

**As a Sophomore (2020-21):** Missed the first 18 games of the season due to rehab following offseason shoulder surgery...Appeared in the final four games of the season, averaging 3.0 minutes per game.

**As a Freshman (2019-20):** Appeared in 25 games for the Canes, including playing a season-high 24 minutes against Florida State (1/5)...Recorded a bucket in eight games, with a trio of two-field goal games...Led all freshman in 3-point field goals made at 11 on the year...Scored a career-high seven points against UNC Asheville (12/20)...Poured in two 3-pointers in three games this season, including a 2-of-3 effort in 13 minutes of action at Virginia (2/13).

**High School:** Graduate of the National Institute of Sport, Expertise and Performance in Paris... Ranked the No. 20 international player in the 2018 class by ProspectsNations.com...Four-star prospect and second-best player from France...Represented France at the FIBA U18 Women's European Championship – Division A, helping her country to a seventh-place finish in Udine, Italy... Averaged 8.1 points, 2.0 rebounds and 1.7 assists in seven games...Also played for France in the FIBA U16 Women's European Championship in 2016...Tallied 8.4 points and 2.4 rebounds in seven games with three double-figure outings...INSEP is a French training institute for the nation's elite athletes between 15-18...Notable alumni include Clint Capela, Boris Diaw, Tony Parker and Johan Petro...Is the first Frenchwoman to play under Katie Meier.

**Personal:** Born May 18, 2000...Last name is pronounced SALGH.





# OKENZA SALGUES

## BY THE NUMBERS

| Miscellaneous  | 2020-21 | ACC | Career |
|----------------|---------|-----|--------|
| Double-Digits  | -       | -   | -      |
| 20+ Points     | -       | -   | -      |
| 10+ Rebounds   | -       | -   | -      |
| Double Doubles | -       | -   | -      |

## CAREER HIGHS

| Category            | ACC                            | Career                         |
|---------------------|--------------------------------|--------------------------------|
| Points              | 6*, at Virginia (2/13/20)      | 7, vs. UNCA (12/20/19)         |
| Rebounds            | 2*, vs. Florida State (1/5/20) | 2*, vs. Florida State (1/5/20) |
| Assists             | 2, vs. Florida State (1/5/20)  | 2, vs. UNCA (12/20/19)         |
| Steals              | N/A                            | N/A                            |
| Blocks              | N/A                            | N/A                            |
| Field Goals Made    | 2*, at Virginia (2/13/20)      | 2*, at Virginia (2/13/20)      |
| Field Goal Attempts | 7*, vs. Florida State (1/5/20) | 7*, vs. Florida State (1/5/20) |
| Free Throws Made    | 1, at Clemson (2/16/20)        | 2, vs. Binghamton (12/17/19)   |
| Free Throw Attempts | 2, at Clemson (2/16/20)        | 2*, at Clemson (2/16/20)       |
| 3-Point FG Made     | 2*, at Virginia (2/13/20)      | 2*, at Virginia (2/13/20)      |
| 3-Point FG Attempts | 7, vs. Florida State (1/5/20)  | 7*, vs. Florida State (1/5/20) |
| Minutes             | 24, vs. Florida State (1/5/20) | 24, vs. Florida State (1/5/20) |

\*Recorded more than once with most recent listed

## 2019-20 GAME-BY-GAME

| Date  | Opponent           | GS | MIN | FG-A | 3FG-A | FT-A  | O-D-T | A | B | S | PTS |
|-------|--------------------|----|-----|------|-------|-------|-------|---|---|---|-----|
| 11/10 | JACKSON ST         | 3  | 0-0 | 0-0  | 0-0   | 0-0-0 | 0     | 0 | 0 | 0 | 0   |
| 11/13 | NORTH FLORIDA      | 5  | 0-0 | 0-0  | 0-0   | 0-0-0 | 1     | 0 | 0 | 0 | 0   |
| 11/17 | IUPUI              | 0  | 0-0 | 0-0  | 0-0   | 0-0-0 | 0     | 0 | 0 | 0 | 0   |
| 11/22 | vs. NC A&T         | -  | -   | -    | -     | -     | -     | - | - | - | -   |
| 11/23 | at #19/20 DePaul   | -  | -   | -    | -     | -     | -     | - | - | - | -   |
| 11/29 | #7/5 OREGON ST     | 6  | 0-1 | 0-1  | 0-0   | 0-0-0 | 0     | 0 | 0 | 0 | 0   |
| 11/30 | MIAMI (OH)         | 12 | 1-2 | 1-2  | 0-0   | 0-2-2 | 0     | 0 | 0 | 3 | 3   |
| 12/04 | #14/16 INDIANA     | 5  | 0-1 | 0-1  | 0-0   | 0-0-0 | 0     | 0 | 0 | 0 | 0   |
| 12/17 | BINGHAMTON         | 6  | 0-3 | 0-2  | 2-2   | 0-0-1 | 1     | 0 | 0 | 2 | 2   |
| 12/20 | UNC ASHEVILLE      | 19 | 2-7 | 2-7  | 1-2   | 0-2-2 | 2     | 0 | 0 | 7 | 7   |
| 12/21 | WASHINGTON ST      | 2  | 0-0 | 0-0  | 0-0   | 0-0-0 | 0     | 0 | 0 | 0 | 0   |
| 12/29 | WAKE FOREST        | 5  | 0-0 | 0-0  | 0-0   | 0-0-0 | 0     | 0 | 0 | 0 | 0   |
| 01/02 | at Georgia Tech    | 0  | 0-0 | 0-0  | 0-0   | 0-0-0 | 0     | 0 | 0 | 0 | 0   |
| 01/05 | #8 FLORIDA STATE   | 24 | 2-7 | 2-7  | 0-0   | 1-0-1 | 2     | 0 | 0 | 6 | 6   |
| 01/09 | #7 LOUISVILLE      | 19 | 0-3 | 0-3  | 0-0   | 0-1-1 | 0     | 0 | 0 | 0 | 0   |
| 01/12 | SYRACUSE           | -  | -   | -    | -     | -     | -     | - | - | - | -   |
| 01/16 | at North Carolina  | 12 | 1-1 | 1-1  | 0-0   | 0-2-2 | 0     | 0 | 0 | 3 | 3   |
| 01/19 | at Notre Dame      | 12 | 0-5 | 0-5  | 0-0   | 0-1-1 | 1     | 0 | 0 | 0 | 0   |
| 01/23 | CLEMSON            | 10 | 1-2 | 1-1  | 0-0   | 0-0-0 | 1     | 0 | 0 | 3 | 3   |
| 01/26 | at #14 Florida St. | 8  | 0-1 | 0-1  | 0-0   | 0-0-0 | 0     | 0 | 0 | 0 | 0   |
| 01/30 | GEORGIA TECH       | 4  | 0-0 | 0-0  | 0-0   | 0-0-0 | 0     | 0 | 0 | 0 | 0   |
| 02/02 | at Virginia Tech   | 12 | 1-3 | 1-3  | 0-0   | 0-1-1 | 0     | 0 | 0 | 3 | 3   |
| 02/09 | DUKE               | 5  | 0-2 | 0-2  | 0-0   | 0-0-0 | 0     | 0 | 0 | 0 | 0   |
| 02/13 | at Virginia        | 13 | 2-3 | 2-3  | 0-0   | 0-1-1 | 1     | 0 | 0 | 6 | 6   |
| 02/16 | at Clemson         | 7  | 0-1 | 0-1  | 1-2   | 0-1-1 | 0     | 0 | 0 | 1 | 1   |
| 02/20 | #10 NC STATE       | -  | -   | -    | -     | -     | -     | - | - | - | -   |
| 02/23 | at Boston College  | 7  | 1-1 | 1-1  | 0-0   | 0-1-1 | 0     | 0 | 0 | 3 | 3   |
| 02/27 | at Wake Forest     | 1  | 0-0 | 0-0  | 0-0   | 0-0-0 | 0     | 0 | 0 | 0 | 0   |
| 03/01 | PITTSBURGH         | 10 | 0-6 | 0-5  | 0-0   | 0-0-0 | 0     | 0 | 0 | 0 | 0   |
| 03/04 | vs. Clemson        | -  | -   | -    | -     | -     | -     | - | - | - | -   |

## 2020-21 GAME-BY-GAME

| Date  | Opponent          | GS | MIN | FG-A | 3FG-A | FT-A  | O-D-T | A | B | S | PTS |
|-------|-------------------|----|-----|------|-------|-------|-------|---|---|---|-----|
| 11/25 | JACKSONVILLE      | -  | -   | -    | -     | -     | -     | - | - | - | -   |
| 11/28 | NORTH FLORIDA     | -  | -   | -    | -     | -     | -     | - | - | - | -   |
| 12/3  | FAU               | -  | -   | -    | -     | -     | -     | - | - | - | -   |
| 12/10 | SYRACUSE          | -  | -   | -    | -     | -     | -     | - | - | - | -   |
| 12/14 | NORTH CAROLINA    | -  | -   | -    | -     | -     | -     | - | - | - | -   |
| 12/20 | at NC State       | -  | -   | -    | -     | -     | -     | - | - | - | -   |
| 12/31 | NOTRE DAME        | -  | -   | -    | -     | -     | -     | - | - | - | -   |
| 1/3   | CLEMSON           | -  | -   | -    | -     | -     | -     | - | - | - | -   |
| 1/7   | at Wake Forest    | -  | -   | -    | -     | -     | -     | - | - | - | -   |
| 1/10  | at North Carolina | -  | -   | -    | -     | -     | -     | - | - | - | -   |
| 1/17  | at Syracuse       | -  | -   | -    | -     | -     | -     | - | - | - | -   |
| 1/21  | at Pittsburgh     | -  | -   | -    | -     | -     | -     | - | - | - | -   |
| 1/26  | at Louisville     | -  | -   | -    | -     | -     | -     | - | - | - | -   |
| 1/28  | GEORGIA TECH      | -  | -   | -    | -     | -     | -     | - | - | - | -   |
| 2/7   | FLORIDA STATE     | -  | -   | -    | -     | -     | -     | - | - | - | -   |
| 2/11  | VIRGINIA TECH     | -  | -   | -    | -     | -     | -     | - | - | - | -   |
| 2/14  | at Florida St.    | -  | -   | -    | -     | -     | -     | - | - | - | -   |
| 2/16  | at Georgia Tech   | -  | -   | -    | -     | -     | -     | - | - | - | -   |
| 2/18  | BOSTON COLLEGE    | 4  | 0-0 | 0-0  | 0-0   | 0-0-0 | 0     | 0 | 0 | 0 | 0   |
| 2/25  | WAKE FOREST       | 1  | 0-0 | 0-0  | 0-0   | 0-0-0 | 0     | 0 | 0 | 0 | 0   |
| 2/28  | at Clemson        | 5  | 0-0 | 0-0  | 0-0   | 0-0-0 | 0     | 0 | 0 | 0 | 0   |
| 3/4   | vs Virginia Tech  | 2  | 0-0 | 0-0  | 0-0   | 0-0-0 | 0     | 0 | 0 | 0 | 0   |

HURRICANES

| SALGUES' CAREER STATISTICS |             | 3-Point    |            |              | Free Throws |              |             | Rebounds   |             |          |           | Scoring   |            |           |          |          |           |          |          |           |            |
|----------------------------|-------------|------------|------------|--------------|-------------|--------------|-------------|------------|-------------|----------|-----------|-----------|------------|-----------|----------|----------|-----------|----------|----------|-----------|------------|
| Season                     | GP-GS       | Min.       | Avg.       | FG-FGA       | Pct         | FG-FGA       | Pct         | FT-FTA     | Pct         | Off      | Def       | Tot       | Avg        | PF        | FO       | Ast      | TO        | Blk      | Stl      | Pts       | Avg        |
| 2019-20                    | 25-0        | 207        | 8.3        | 11-49        | .224        | 11-46        | .239        | 4-6        | .667        | 1        | 12        | 13        | 0.5        | 10        | 0        | 9        | 18        | 0        | 0        | 37        | 1.5        |
| 2020-21                    | 4-0         | 12         | 3.0        | 0-1          | .000        | 0-1          | .000        | 0-0        | .000        | 0        | 0         | 0         | 0.0        | 1         | 0        | 0        | 1         | 0        | 0        | 0         | 0.0        |
| <b>TOTAL</b>               | <b>29-0</b> | <b>217</b> | <b>7.5</b> | <b>11-50</b> | <b>.220</b> | <b>11-47</b> | <b>.234</b> | <b>4-6</b> | <b>.667</b> | <b>1</b> | <b>12</b> | <b>13</b> | <b>0.4</b> | <b>11</b> | <b>0</b> | <b>9</b> | <b>19</b> | <b>0</b> | <b>0</b> | <b>37</b> | <b>1.3</b> |



# MOULAYNA JOHNSON SIDI BABA

**GUARD/FORWARD**

**1**

**JUNIOR • 6-1**

*STOCKHOLM, SWEDEN • SOLNA GYMNASIUM*

**As a Sophomore (2020-21):** Played in 19 games for the Canes in 2020-21, starting six of them... Averaged 3.6 points and 3.6 rebounds per game as a sophomore...Recorded a bucket in 11 of 19 games played...Tallied two double-digit outings as a sophomore...Set a new career high in scoring with 17 points on 6-of-13 shooting against North Florida (11/28)...Hauled in a career-high nine rebounds against Florida Atlantic (12/3).

**As a Freshman (2019-20):** Played in 25 games for the Canes, earning three starts...One of two freshman to average 15-plus minutes per game...Fifth on the Canes in assists (20)...Poured in a bucket in eight straight games (11/22-12/29)...Recorded the first double-digit outing her career at DePaul (11/23) with 10 points in 33 minutes of action...Tallied career highs in rebounds (six) and assists (four) at DePaul.

**High School:** Four-star international prospect according to Keil Moore Basketball...Represented Sweden in August 2018 at the FIBA U18 Women's European Championship in Udine, Italy...Made three appearances in the tournament, posting 10.7 points and 14.7 rebounds per game...Logged a double-double in all three outings, highlighted by a 12-point, 18-rebound performance against Ireland...Played for Sweden in the FIBA U16 Women's European Championship – Division A... Averaged 10.9 points and 5.4 rebounds in seven outings for Sweden...Becomes the second Swedish player to sign with Miami during Katie Meier's tenure.

**Personal:** Born Feb. 8, 2000...Committed to Miami over offers from Baylor, California, Kansas, Marquette and San Francisco...Full name is pronounced moo-LAY-nuh see-dee bah-bah.

HURRICANES





# 1 MOULAYNA JOHNSON SIDI BABA

## BY THE NUMBERS

| Miscellaneous  | 2020-21 | ACC | Career                               |
|----------------|---------|-----|--------------------------------------|
| Double-Digits  | 2       | -   | 3, last vs. Virginia Tech (3/4/2021) |
| 20+ Points     | -       | -   | -                                    |
| 10+ Rebounds   | -       | -   | -                                    |
| Double Doubles | -       | -   | -                                    |

## CAREER HIGHS

| Category            | ACC                            | Career                              |
|---------------------|--------------------------------|-------------------------------------|
| Points              | 8, vs. Wake Forest (1/7/21)    | 17, vs. North Florida (11/28/20)    |
| Rebounds            | 6*, at Georgia Tech (1/28/21)  | 9, vs. FAU (12/3/20)                |
| Assists             | 3, at Wake Forest (2/27/20)    | 4, at DePaul (11/23/19)             |
| Steals              | 1*, vs. Florida State (2/7/21) | 2*, vs. NC A&T (11/22/19)           |
| Blocks              | 1, at Pittsburgh (1/21/21)     | 1*, last vs. Pittsburgh (1/21/21)   |
| Field Goals Made    | 2*, at Pittsburgh (1/21/21)    | 6, vs. North Florida (11/28/20)     |
| Field Goal Attempts | 7*, at Pittsburgh (1/21/21)    | 13, vs. North Florida (11/28/20)    |
| Free Throws Made    | 4, at Wake Forest (1/7/21)     | 4*, last at Wake Forest (1/7/21)    |
| Free Throw Attempts | 5, at Wake Forest (1/7/21)     | 5*, at Wake Forest (1/7/21)         |
| 3-Point FG Made     | 2*, at Pittsburgh (1/21/21)    | 3, vs. North Florida (11/28/20)     |
| 3-Point FG Attempts | 4, at Pittsburgh (1/21/21)     | 5*, last vs. Virginia Tech (3/4/21) |
| Minutes             | 28, at Louisville (1/26/21)    | 33, vs. DePaul (11/23/19)           |

\*Recorded more than once with most recent listed

## 2019-20 GAME-BY-GAME

| Date  | Opponent           | GS   | MIN | FG-A | 3FG-A | FT-A  | O-D-T | A | B | S  | PTS |
|-------|--------------------|------|-----|------|-------|-------|-------|---|---|----|-----|
| 11/10 | JACKSON ST.        | 19   | 1-3 | 1-3  | 0-0   | 1-1-2 | 3     | 1 | 2 | 3  |     |
| 11/13 | NORTH FLORIDA      | 20   | 3-5 | 1-3  | 0-2   | 1-1-2 | 1     | 0 | 0 | 7  |     |
| 11/17 | IUPUI              | 27   | 0-3 | 0-1  | 0-0   | 0-1-1 | 1     | 0 | 0 | 0  |     |
| 11/22 | vs N.C. A&T        | * 25 | 1-6 | 1-4  | 2-2   | 3-3-6 | 0     | 2 | 5 |    |     |
| 11/23 | at #19/20 DePaul   | * 33 | 3-9 | 2-4  | 2-4   | 3-3-6 | 4     | 0 | 0 | 10 |     |
| 11/29 | #7/5 OREGON ST     | * 24 | 1-4 | 0-2  | 1-2   | 0-2-2 | 1     | 0 | 0 | 3  |     |
| 11/30 | MIAMI (OH)         | 21   | 1-5 | 1-3  | 0-0   | 1-2-3 | 2     | 0 | 0 | 3  |     |
| 12/04 | #14/16 INDIANA     | 23   | 1-5 | 1-3  | 0-0   | 1-4-5 | 1     | 0 | 0 | 3  |     |
| 12/17 | BINGHAMTON         | 16   | 1-3 | 0-1  | 0-0   | 1-2-3 | 0     | 0 | 1 | 2  |     |
| 12/20 | UNC ASHEVILLE      | -    | -   | -    | -     | -     | -     | - | - | -  |     |
| 12/21 | WASHINGTON ST      | 11   | 1-2 | 0-0  | 2-2   | 1-1-2 | 0     | 0 | 0 | 4  |     |
| 12/29 | WAKE FOREST        | 21   | 2-6 | 1-3  | 0-3   | 1-3-4 | 1     | 0 | 0 | 5  |     |
| 01/02 | at Georgia Tech    | 10   | 0-1 | 0-1  | 0-0   | 2-1-3 | 0     | 0 | 0 | 0  |     |
| 01/05 | #8 FLORIDA ST      | -    | -   | -    | -     | -     | -     | - | - | -  |     |
| 01/09 | #7 LOUISVILLE      | -    | -   | -    | -     | -     | -     | - | - | -  |     |
| 01/12 | SYRACUSE           | -    | -   | -    | -     | -     | -     | - | - | -  |     |
| 01/16 | at North Carolina  | 3    | 0-0 | 0-0  | 0-0   | 0-0-0 | 0     | 0 | 0 | 0  |     |
| 01/19 | at Notre Dame      | 24   | 2-5 | 0-3  | 0-0   | 0-4-4 | 0     | 0 | 1 | 4  |     |
| 01/23 | CLEMSON            | 12   | 0-4 | 0-3  | 0-0   | 0-1-1 | 0     | 0 | 0 | 0  |     |
| 01/26 | at #14 Florida St. | 8    | 0-2 | 0-2  | 0-0   | 0-2-2 | 0     | 0 | 0 | 0  |     |
| 01/30 | GEORGIA TECH       | 3    | 0-0 | 0-0  | 0-0   | 0-0-0 | 0     | 0 | 0 | 0  |     |
| 02/02 | at Virginia Tech   | -    | -   | -    | -     | -     | -     | - | - | -  |     |
| 02/09 | DUKE               | 9    | 0-1 | 0-1  | 0-0   | 0-0-0 | 0     | 0 | 1 | 0  |     |
| 02/13 | at Virginia        | 13   | 1-3 | 0-1  | 1-1   | 0-2-2 | 0     | 0 | 0 | 3  |     |
| 02/16 | at Clemson         | 19   | 0-3 | 0-2  | 0-0   | 0-0-0 | 0     | 0 | 1 | 0  |     |
| 02/20 | #10 NC STATE       | 10   | 2-2 | 2-2  | 0-0   | 3-0-3 | 0     | 0 | 0 | 6  |     |
| 02/23 | at Boston College  | 8    | 0-1 | 0-0  | 0-0   | 1-1-2 | 0     | 0 | 0 | 0  |     |
| 02/27 | at Wake Forest     | 18   | 0-2 | 0-0  | 0-0   | 0-1-1 | 3     | 0 | 0 | 0  |     |
| 03/01 | PITTSBURGH         | 14   | 0-1 | 0-1  | 0-0   | 1-1-2 | 2     | 0 | 0 | 0  |     |
| 03/04 | vs Clemson         | 7    | 0-1 | 0-1  | 0-0   | 2-0-2 | 1     | 0 | 1 | 0  |     |

## 2020-21 GAME-BY-GAME

| Date  | Opponent          | GS   | MIN  | FG-A | 3FG-A | FT-A  | O-D-T | A | B | S  | PTS |
|-------|-------------------|------|------|------|-------|-------|-------|---|---|----|-----|
| 11/25 | JACKSONVILLE      | * 30 | 1-6  | 0-1  | 4-5   | 1-6-7 | 0     | 1 | 0 | 6  |     |
| 11/28 | NORTH FLORIDA     | * 25 | 6-13 | 3-5  | 2-2   | 1-3-4 | 0     | 0 | 0 | 17 |     |
| 12/3  | FAU               | * 28 | 1-8  | 0-4  | 1-2   | 3-6-9 | 0     | 0 | 0 | 3  |     |
| 12/10 | SYRACUSE          | * 18 | 0-2  | 0-1  | 0-0   | 2-4-6 | 1     | 0 | 0 | 0  |     |
| 12/14 | NORTH CAROLINA*   | * 16 | 0-2  | 0-2  | 0-0   | 1-3-4 | 2     | 0 | 0 | 0  |     |
| 12/20 | at NC State       | * 15 | 0-2  | 0-1  | 0-0   | 0-0-0 | 0     | 0 | 0 | 0  |     |
| 12/31 | NOTRE DAME        | 4    | 0-0  | 0-0  | 0-0   | 0-0-0 | 0     | 0 | 0 | 0  |     |
| 1/3   | CLEMSON           | 15   | 0-2  | 0-2  | 0-0   | 0-1-1 | 1     | 0 | 0 | 0  |     |
| 1/7   | at Wake Forest    | 22   | 2-5  | 0-2  | 4-5   | 1-5-6 | 0     | 1 | 8 |    |     |
| 1/10  | at North Carolina | 11   | 0-2  | 0-2  | 0-0   | 0-0-0 | 1     | 0 | 0 | 0  |     |
| 1/17  | at Syracuse       | 23   | 2-7  | 0-2  | 2-2   | 0-1-1 | 1     | 0 | 1 | 6  |     |
| 1/21  | at Pittsburgh     | 23   | 2-7  | 2-4  | 0-0   | 3-3-6 | 1     | 0 | 1 | 6  |     |
| 1/26  | at Louisville     | 28   | 1-3  | 0-0  | 0-0   | 0-4-4 | 0     | 0 | 1 | 2  |     |
| 1/28  | GEORGIA TECH      | 22   | 1-3  | 0-1  | 0-2   | 2-4-6 | 0     | 0 | 0 | 2  |     |
| 2/7   | FLORIDA STATE     | 16   | 0-3  | 0-1  | 0-0   | 0-0-0 | 0     | 0 | 1 | 0  |     |
| 2/11  | VIRGINIA TECH     | -    | -    | -    | -     | -     | -     | - | - | -  |     |
| 2/14  | at Florida St.    | -    | -    | -    | -     | -     | -     | - | - | -  |     |
| 2/16  | at Georgia Tech   | -    | -    | -    | -     | -     | -     | - | - | -  |     |
| 2/18  | BOSTON COLLEGE    | 12   | 1-3  | 1-2  | 0-0   | 2-3-5 | 0     | 0 | 0 | 3  |     |
| 2/25  | WAKE FOREST       | 7    | 0-1  | 0-1  | 0-0   | 0-1-1 | 0     | 0 | 0 | 0  |     |
| 2/28  | at Clemson        | 14   | 1-1  | 1-1  | 0-0   | 0-0-0 | 1     | 0 | 0 | 3  |     |
| 3/4   | vs Virginia Tech  | 30   | 4-9  | 2-5  | 3-4   | 2-6-8 | 0     | 0 | 0 | 13 |     |

| JOHNSON SIDI BABA'S CAREER STATISTICS |             |            |             | 3-Point       |             | Free Throws  |             | Rebounds     |             |           |           | Scoring    |            |           |          |           |           |          |           |            |            |
|---------------------------------------|-------------|------------|-------------|---------------|-------------|--------------|-------------|--------------|-------------|-----------|-----------|------------|------------|-----------|----------|-----------|-----------|----------|-----------|------------|------------|
| Season                                | GP-GS       | Min.       | Avg.        | FG-FGA        | Pct         | FG-FGA       | Pct         | FT-FTA       | Pct         | Off       | Def       | Tot        | Avg        | PF        | FO       | Ast       | TO        | Blk      | Stl       | Pts        | Avg        |
| 2019-20                               | 25-0        | 207        | 8.3         | 11-49         | .224        | 11-46        | .239        | 4-6          | .667        | 1         | 12        | 13         | 0.5        | 10        | 0        | 9         | 18        | 0        | 0         | 37         | 1.5        |
| 2020-21                               | 19-6        | 359        | 18.9        | 22-79         | .278        | 9-37         | .243        | 16-22        | .727        | 18        | 50        | 68         | 3.6        | 20        | 0        | 7         | 14        | 2        | 4         | 69         | 3.6        |
| <b>TOTAL</b>                          | <b>44-9</b> | <b>755</b> | <b>17.2</b> | <b>42-156</b> | <b>.269</b> | <b>19-81</b> | <b>.235</b> | <b>24-38</b> | <b>.632</b> | <b>40</b> | <b>86</b> | <b>126</b> | <b>2.9</b> | <b>39</b> | <b>0</b> | <b>27</b> | <b>38</b> | <b>3</b> | <b>13</b> | <b>127</b> | <b>2.9</b> |

HURRICANES



# DESTINY HARDEN

**FORWARD 3**

**REDSHIRT SENIOR • 6-0**

*CHICAGO, ILL. • WEST VIRGINIA • MORGAN PARK*

HURRICANES

**As a Redshirt Junior (2020-21):** ACC Player of the Week (3/1)...Started 21 of 22 games played in 2020-21...Led the Canes in rebounding (5.4) and ranked second in scoring (10.7)...Earned player of the week honors after averaging 18.0 points, 4.5 rebounds and shooting 60 percent from the field over two games...Totaled 10 double-digit efforts in 2020-21...Tallied a team-best five 20-point outings...Recorded new career highs in scoring (27), made field goals (11) and minutes (39) against Virginia Tech at the ACC Tournament (3/4)...Harden's 11 made field goals against Virginia Tech were the most by a Cane since Beatrice Mompremier tallied 12 at DePaul on Nov. 23, 2019...Paced the Canes with four double-doubles in 2020-21, good for eighth (tied) in the ACC...Averaged double-figures (10.7) in a season for the first time in her career...Scored in double-figures in four straight games to finish the season.

**As a Redshirt Sophomore (2019-20):** Started 15 of 25 games played...Earned her first-career start against Syracuse (1/12)...Ranked fourth on the team in rebounding at 3.9 boards/game...Totaled four double-digit outings, the only four of her career...Poured in a career-high 15 points against NC State (2/20), 10 of which came in the third quarter alone...Knocked down a career-high three 3-pointers at Virginia Tech (2/2), shooting 3-of-4 from beyond the arc...Tallied the first double-digit game of her career at UNC (1/16), totaling 12 points on 5-of-10 shooting...In games that she started, averaged 7.1 points and 5.4 rebounds per contest...Recorded back-to-back double-digit games at Virginia Tech (2/2) and against Duke (2/9).

**As a Sophomore (2018-19):** redshirt season

**As a Freshman at West Virginia (2017-18):** Played in 35 of 37 games...Averaged 2.5 points and 1.5 rebounds in 8.2 minutes per game, shooting 44.3 percent from the floor as a freshman...Made her collegiate debut against Central Connecticut State (11/10), notching seven points and a season-high four steals in 18 minutes...Played in her final game as a Mountaineer against Virginia Tech (3/28) in the WNIT semifinals.

**High School:** Graduated from Morgan Park High School...Listed by ProspectsNation.com as a four-star recruit...Ranked by espnW HoopGuriz as a three-star prospect and the No. 19 wing player in the class...McDonald's All-American Game nominee...Averaged 18.0 points, 8.0 rebounds and 4.0 assists as a senior, leading her team to a regional title...Finished No. 11 in Illinois Ms. Basketball voting...Earned Champaign-Urbana News-Gazette First Team All-State, Chicago Tribune Second Team All-State and USA TODAY All-USA Illinois Second Team honors...Also garnered IBCA 3A/4A Third Team All-State and Daily Southtown First Team All-Area distinction...Played varsity all four years of high school, including at Christ the King Jesuit College Prep as a freshman...Played on the Nike EYBL circuit with the Mac Irvin Fire...Multiple NFL and MLB players also attended Morgan Park, as did Mae Jemison, the first African-American woman to go to space, and musician Jeremih.

**Personal:** Full name is Destiny Lorraine Harden...Nickname is Des...Born Sept. 24, 1998...Parents are Lamar Harden and Tyesa Chambers...Has an older sister (Daija), an older brother (Daijon), two younger sisters (Dovion and Demaria) and a younger brother (Darius)...Favorite athlete is Dwyane





# 3 DESTINY HARDEN

Wade...Best sports memory is scoring a game-winning basket in overtime of an AAU game in North Carolina in 2016 with Katie Meier watching...Chose Miami because the coaches made her feel comfortable and she felt it would help her go far as a basketball player...Committed to Miami over Marquette, among many others.

## BY THE NUMBERS

| Miscellaneous  | 2020-21 | ACC | Career                              |
|----------------|---------|-----|-------------------------------------|
| Double-Digits  | 10      | 11  | 14, last vs. Virginia Tech (3/4/21) |
| 20+ Points     | 5       | 4   | 5, last vs. Virginia Tech (3/4/21)  |
| 10+ Rebounds   | 5       | 3   | 5, last vs. Virginia Tech (3/4/21)  |
| Double Doubles | 4       | 2   | 4, last vs. Virginia Tech (3/4/21)  |

## CAREER HIGHS

| Category            | ACC                               | Career <sup>^</sup>               |
|---------------------|-----------------------------------|-----------------------------------|
| Points              | 21 at Clemson (2/28/21)           | 27, vs. Virginia Tech (3/4/21)    |
| Rebounds            | 12*, vs. Virginia Tech (2/11/21)  | 13, vs. Jacksonville, (11/25/20)  |
| Assists             | 3*, at Florida State (2/14/21)    | 4*, vs. FAU (12/3/20)             |
| Steals              | 3*, vs. Virginia Tech (2/11/21)   | 4*, vs. Bucknell (3/15/18)        |
| Blocks              | 3, vs. Florida State (2/7/21)     | 3, vs. Florida State (2/7/21)     |
| Field Goals Made    | 9*, at Clemson (2/28/21)          | 11, vs. Virginia Tech (3/4/21)    |
| Field Goal Attempts | 15, at Clemson (2/28/21)          | 19, vs. Virginia Tech (3/4/21)    |
| Free Throws Made    | 5*, vs. North Carolina (12/14/20) | 5*, vs. North Carolina (12/14/20) |
| Free Throw Attempts | 9, vs. North Carolina (12/14/20)  | 9*, vs. North Carolina (12/14/20) |
| 3-Point FGM         | 3*, vs. North Carolina (12/14/20) | 3*, vs. North Carolina (12/14/20) |
| 3-Point FGA         | 8, vs. North Carolina (12/14/20)  | 7, vs. NC State (2/20/20)         |
| Minutes             | 38, at Clemson (2/28/21)          | 39, vs. Virginia Tech (3/4/21)    |

\*Recorded more than once with most recent listed

<sup>^</sup> career highs include games at West Virginia

HURRICANES

## 2017-18 GAME-BY-GAME\*

| Date  | Opponent         | GS | MIN | FG-A | 3FG-A | FT-A  | O-D-T | A | B | S | PTS |
|-------|------------------|----|-----|------|-------|-------|-------|---|---|---|-----|
| 11/10 | CCSU             | 18 | 34  | 0-0  | 1-3   | 1-2-3 | 0     | 1 | 4 | 7 |     |
| 11/14 | SACRAMENTO ST    | 18 | 22  | 0-0  | 4-6   | 2-4-6 | 0     | 2 | 0 | 8 |     |
| 11/19 | NORTH FLORIDA    | 15 | 33  | 0-0  | 0-2   | 3-3-6 | 0     | 2 | 2 | 6 |     |
| 11/23 | vs Butler        | 1  | 0-0 | 0-0  | 0-2   | 0-0-0 | 0     | 0 | 0 | 0 |     |
| 11/24 | vs Drexel        | 11 | 1-1 | 0-0  | 0-0   | 0-1-1 | 0     | 0 | 0 | 2 |     |
| 11/25 | vs Virginia Tech | 4  | 0-1 | 0-0  | 0-0   | 0-2-2 | 0     | 1 | 0 | 0 |     |
| 12/3  | at Texas A&M     | 3  | 0-0 | 0-0  | 0-0   | 0-0-0 | 0     | 0 | 0 | 0 |     |
| 12/7  | PITTSBURGH       | 5  | 1-1 | 0-0  | 0-0   | 0-0-0 | 0     | 0 | 0 | 2 |     |
| 12/10 | COPPIN STATE     | 20 | 3-6 | 0-0  | 0-2   | 0-2-2 | 1     | 0 | 2 | 6 |     |
| 12/16 | vs Radford       | 18 | 2-5 | 0-0  | 4-4   | 1-1-2 | 2     | 0 | 1 | 8 |     |
| 12/18 | MORGAN STATE     | 18 | 2-6 | 0-0  | 0-2   | 3-0-3 | 3     | 1 | 0 | 4 |     |
| 12/21 | MOREHEAD STATE   | 13 | 1-3 | 0-0  | 0-1   | 1-2-3 | 2     | 0 | 2 | 2 |     |
| 12/28 | at TCU           | 9  | 1-4 | 0-0  | 0-0   | 3-0-3 | 0     | 0 | 0 | 2 |     |
| 12/31 | at Texas         | 8  | 3-3 | 0-0  | 0-1   | 0-0-0 | 0     | 0 | 2 | 6 |     |
| 1/3   | KANSAS STATE     | 12 | 0-2 | 0-0  | 2-4   | 0-3-3 | 1     | 0 | 1 | 2 |     |
| 01/07 | IOWA STATE       | 1  | 0-0 | 0-0  | 0-0   | 0-0-0 | 0     | 0 | 0 | 0 |     |
| 01/10 | at Kansas        | 1  | 0-1 | 0-0  | 0-0   | 0-0-0 | 0     | 0 | 0 | 0 |     |
| 01/13 | TCU              | 0  | 0-0 | 0-0  | 0-0   | 0-0-0 | 0     | 0 | 0 | 0 |     |
| 01/17 | at Oklahoma St   | 4  | 0-1 | 0-0  | 2-2   | 1-0-1 | 0     | 0 | 0 | 2 |     |
| 01/24 | TEXAS TECH       | 12 | 0-4 | 0-0  | 0-2   | 1-0-1 | 1     | 0 | 0 | 0 |     |
| 01/28 | BAYLOR           | 1  | 0-0 | 0-0  | 0-0   | 0-0-0 | 1     | 0 | 0 | 0 |     |
| 02/03 | at Oklahoma      | 7  | 2-4 | 0-0  | 1-1   | 0-1-1 | 1     | 0 | 1 | 5 |     |
| 02/05 | TEXAS            | 6  | 0-4 | 0-0  | 0-0   | 2-0-2 | 0     | 0 | 0 | 0 |     |
| 02/10 | at Texas Tech    | 2  | 0-0 | 0-0  | 0-0   | 0-0-0 | 0     | 0 | 0 | 0 |     |
| 02/14 | KANSAS           | 14 | 1-3 | 0-0  | 4-9   | 3-0-3 | 0     | 0 | 0 | 6 |     |
| 02/17 | OKLAHOMA         | 6  | 1-1 | 0-0  | 0-0   | 0-1-1 | 0     | 0 | 1 | 2 |     |
| 02/20 | at Kansas St     | 2  | 0-1 | 0-0  | 0-0   | 0-0-0 | 0     | 0 | 0 | 0 |     |
| 02/24 | OKLAHOMA STATE   | 8  | 0-0 | 0-0  | 0-0   | 0-0-0 | 0     | 0 | 0 | 0 |     |
| 02/26 | at Baylor        | 1  | 0-0 | 0-0  | 0-0   | 0-0-0 | 0     | 0 | 0 | 0 |     |
| 03/04 | vs Texas         | 6  | 0-1 | 0-0  | 0-0   | 2-1-3 | 0     | 0 | 1 | 0 |     |
| 03/15 | BUCKNELL         | 14 | 4-7 | 0-0  | 0-0   | 0-2-2 | 0     | 1 | 4 | 8 |     |
| 03/18 | ST. JOSEPH'S     | 13 | 4-5 | 0-0  | 0-0   | 2-0-2 | 0     | 0 | 0 | 8 |     |
| 03/23 | JAMES MADISON    | 5  | 1-3 | 0-0  | 0-0   | 0-1-1 | 0     | 0 | 0 | 2 |     |
| 03/25 | ST. JOHN'S       | 9  | 0-2 | 0-0  | 0-0   | 0-0-0 | 0     | 0 | 0 | 0 |     |
| 3/28  | VIRGINIA TECH    | 1  | 0-1 | 0-0  | 0-0   | 0-0-0 | 0     | 0 | 0 | 0 |     |

\* - at West Virginia

## 2019-20 GAME-BY-GAME

| Date  | Opponent          | GS   | MIN  | FG-A | 3FG-A | FT-A  | O-D-T | A | B | S  | PTS |
|-------|-------------------|------|------|------|-------|-------|-------|---|---|----|-----|
| 11/10 | JACKSON ST.       | 8    | 0-0  | 0-0  | 0-0   | 0-1-1 | 0     | 0 | 0 | 1  | 0   |
| 11/13 | NORTH FLORIDA     | 4    | 0-1  | 0-0  | 0-0   | 0-0-0 | 0     | 0 | 0 | 0  | 0   |
| 11/17 | IUPUI             | -    | -    | -    | -     | -     | -     | - | - | -  | -   |
| 11/22 | vs N.C. A&T       | 3    | 0-0  | 0-0  | 0-0   | 0-0-0 | 0     | 0 | 0 | 0  | 0   |
| 11/23 | at #19/20 DePaul  | -    | -    | -    | -     | -     | -     | - | - | -  | -   |
| 11/29 | #7/5 OREGON ST    | 2    | 0-1  | 0-1  | 0-0   | 1-0-1 | 0     | 0 | 0 | 0  | 0   |
| 11/30 | MIAMI (OH)        | 5    | 1-1  | 0-0  | 0-2   | 1-0-1 | 0     | 0 | 1 | 2  |     |
| 12/17 | BINGHAMTON        | 6    | 1-1  | 0-0  | 0-0   | 0-4-4 | 0     | 0 | 0 | 2  |     |
| 12/20 | UNC ASHEVILLE     | 9    | 0-5  | 0-0  | 2-2   | 1-0-1 | 0     | 0 | 3 | 2  |     |
| 12/21 | WASHINGTON ST     | -    | -    | -    | -     | -     | -     | - | - | -  | -   |
| 01/02 | at Georgia Tech   | 4    | 0-1  | 0-0  | 0-0   | 0-0-0 | 0     | 0 | 0 | 0  | 0   |
| 01/05 | #8 FLORIDA ST     | 11   | 3-7  | 1-1  | 0-0   | 2-3-5 | 0     | 0 | 0 | 7  |     |
| 01/09 | #7 LOUISVILLE     | 20   | 1-5  | 1-5  | 0-0   | 1-3-4 | 0     | 1 | 0 | 3  |     |
| 01/12 | SYRACUSE          | * 22 | 3-7  | 0-2  | 0-0   | 0-6-6 | 1     | 1 | 3 | 6  |     |
| 01/16 | at North Carolina | * 28 | 5-10 | 2-4  | 0-0   | 4-2-6 | 0     | 0 | 1 | 12 |     |
| 01/19 | at Notre Dame     | * 24 | 3-14 | 0-2  | 1-1   | 4-4-8 | 1     | 2 | 3 | 7  |     |
| 01/23 | CLEMSON           | * 25 | 2-6  | 0-3  | 5-6   | 1-6-7 | 2     | 2 | 1 | 9  |     |
| 01/26 | at #14 Florida St | * 26 | 2-7  | 0-2  | 0-0   | 1-5-6 | 2     | 0 | 1 | 4  |     |
| 01/30 | GEORGIA TECH      | * 36 | 3-7  | 1-2  | 0-0   | 0-5-5 | 1     | 2 | 2 | 7  |     |
| 02/02 | at Virginia Tech  | * 26 | 4-8  | 3-4  | 2-6   | 4-1-5 | 0     | 0 | 1 | 13 |     |
| 02/09 | DUKE              | * 29 | 5-11 | 1-3  | 2-3   | 2-3-5 | 0     | 0 | 1 | 13 |     |
| 02/13 | at Virginia       | * 15 | 2-3  | 0-1  | 1-1   | 0-4-4 | 0     | 0 | 0 | 5  |     |
| 02/16 | at Clemson        | * 9  | 0-2  | 0-0  | 0-0   | 1-0-1 | 0     | 0 | 0 | 0  |     |
| 02/20 | #10 NC STATE      | * 25 | 5-11 | 3-7  | 2-2   | 2-5-7 | 1     | 0 | 1 | 15 |     |
| 02/23 | at Boston College | * 16 | 1-5  | 0-0  | 2-4   | 0-2-6 | 0     | 0 | 0 | 4  |     |
| 02/27 | at Wake Forest    | * 19 | 2-4  | 0-0  | 0-0   | 4-3-3 | 3     | 0 | 0 | 4  |     |
| 03/01 | PITTSBURGH        | * 16 | 1-3  | 0-2  | 0-1   | 2-2-4 | 1     | 1 | 1 | 2  |     |
| 03/04 | vs Clemson        | * 23 | 2-7  | 0-2  | 1-3   | 4-4-8 | 3     | 0 | 2 | 5  |     |

## 2020-21 GAME-BY-GAME

| Date  | Opponent          | GS   | MIN   | FG-A | 3FG-A | FT-A    | O-D-T | A | B | S  | PTS |
|-------|-------------------|------|-------|------|-------|---------|-------|---|---|----|-----|
| 11/25 | JACKSONVILLE      | * 29 | 5-9   | 2-4  | 4-4   | 1-12-13 | 4     | 0 | 2 | 16 |     |
| 11/28 | NORTH FLORIDA     | * 29 | 6-9   | 0-1  | 0-0   | 0-1-1   | 0     | 0 | 1 | 12 |     |
| 12/3  | FAU               | * 27 | 1-7   | 0-2  | 5-9   | 5-2-7   | 4     | 1 | 3 | 7  |     |
| 12/10 | SYRACUSE          | * 18 | 3-8   | 2-2  | 3-6   | 1-0-1   | 0     | 0 | 2 | 11 |     |
| 12/14 | NORTH CAROLINA*   | 29   | 6-12  | 3-8  | 5-9   | 5-7-12  | 1     | 0 | 2 | 20 |     |
| 12/20 | at NC State       | * 17 | 1-6   | 1-3  | 0-0   | 1-4-5   | 0     | 0 | 0 | 3  |     |
| 12/31 | NOTRE DAME        | * 26 | 4-11  | 1-5  | 0-0   | 1-5-6   | 2     | 1 | 1 | 9  |     |
| 1/3   | CLEMSON           | * 21 | 3-7   | 0-3  | 3-4   | 0-3-3   | 3     | 1 | 1 | 9  |     |
| 1/7   | at Wake Forest    | * 7  | 0-1   | 0-0  | 0-0   | 0-0-0   | 0     | 0 | 0 | 0  |     |
| 1/10  | at North Carolina | * 26 | 3-5   | 1-1  | 1-2   | 1-4-5   | 2     | 0 | 1 | 8  |     |
| 1/17  | at Syracuse       | * 10 | 0-1   | 0-0  | 2-2   | 0-0-0   | 1     | 0 | 0 | 2  |     |
| 1/21  | at Pittsburgh     | * 8  | 0-1   | 0-0  | 2-2   | 0-3-3   | 0     | 0 | 0 | 2  |     |
| 1/26  | at Louisville     | * 11 | 2-6   | 1-2  | 1-3   | 1-0-1   | 0     | 0 | 0 | 6  |     |
| 1/28  | GEORGIA TECH      | * 10 | 0-1   | 0-1  | 0-0   | 0-1-1   | 1     | 0 | 0 | 0  |     |
| 2/7   | FLORIDA STATE     | * 31 | 3-8   | 0-3  | 1-2   | 2-10-12 | 1     | 3 | 2 | 7  |     |
| 2/11  | VIRGINIA TECH     | * 29 | 9-14  | 2-4  | 0-3   | 4-8-12  | 1     | 1 | 3 | 20 |     |
| 2/14  | at Florida St.    | * 29 | 5-9   | 2-5  | 0-0   | 0-3-3   | 3     | 0 | 1 | 12 |     |
| 2/16  | at Georgia Tech   | * 32 | 4-7   | 1-3  | 0-0   | 1-3-4   | 1     | 1 | 2 | 9  |     |
| 2/18  | BOSTON COLLEGE*   | 31   | 8-12  | 0-3  | 4-5   | 2-7-9   | 0     | 2 | 1 | 20 |     |
| 2/25  | WAKE FOREST       | * 32 | 6-10  | 0-2  | 3-4   | 1-4-5   | 2     | 0 | 1 | 15 |     |
| 2/28  | at Clemson        | * 38 | 9-15  | 1-3  | 2-2   | 1-3-4   | 0     | 0 | 2 | 21 |     |
| 3/4   | vs Virginia Tech  | * 39 | 11-19 | 2-6  | 3-4   | 5-6-11  | 3     | 0 | 2 | 27 |     |

## HARDEN'S CAREER STATISTICS

| Season     | GP-GS | Min. | Avg. | FG-FGA  | Pct  | 3-Point |      | Free Throws |      | Rebounds |     |     |     | Scoring |    |     |     |     |     |     |      |
|------------|-------|------|------|---------|------|---------|------|-------------|------|----------|-----|-----|-----|---------|----|-----|-----|-----|-----|-----|------|
|            |       |      |      |         |      | FG-FGA  | Pct  | FT-FTA      | Pct  | Off      | Def | Tot | Avg | PF      | FO | Ast | TO  | Blk | Stl | Pts | Avg  |
| 2017-18*   | 35-0  | 286  | 8.2  | 35-79   | .443 | 0-0     | .000 | 18-41       | .439 | 25       | 26  | 51  | 1.5 | 34      | 1  | 12  | 23  | 10  | 19  | 88  | 2.5  |
| 2019-20    | 25-15 | 415  | 16.6 | 46-127  | .362 | 12-41   | .293 | 18-31       | .581 | 35       | 63  | 98  | 3.9 | 58      | 1  | 15  | 39  | 9   | 22  | 122 | 4.9  |
| 2020-21    | 22-21 | 519  | 23.6 | 89-178  | .500 | 19-61   | .311 | 39-61       | .639 | 32       | 86  | 118 | 5.4 | 42      | 0  | 29  | 38  | 9   | 27  | 236 | 10.7 |
| TOTAL (UM) | 47-36 | 935  | 19.9 | 135-305 | .443 | 31-102  | .304 | 57-92       | .620 | 67       | 149 | 216 | 4.6 | 100     | 1  | 44  | 77  | 18  | 49  | 358 | 7.6  |
| TOTAL*     | 82-36 | 1221 | 14.9 | 170-384 | .443 | 31-102  | .304 | 75-133      | .564 | 92       | 175 | 267 | 3.3 | 134     | 2  | 56  | 100 | 28  | 68  | 446 | 5.4  |

\* includes stats from freshman year at WVU





# JASMYNE ROBERTS

**GUARD**

**4**

**FRESHMAN • 5-10**

*JACKSONVILLE, FLA. • BISHOP KENNY*

**High School:** Graduated Cum Laude from Bishop Kenny...Averaged 18.6 points, 8.5 rebounds, 3.0 assists and 3.3 steals per game as a senior... Served as a captain for the 2020-21 season... Led her team to the Florida High School Athletic Association's Final Four...Team named District Champions...Helped Bishop Kenny to back-to-back state runner-up finishes...Tabbed the *Florida Times-Union* All-First Coast Player of the Year and News4Jax Player of the Year two years in a row... Named 2021 *USA TODAY* Greater Jacksonville Female Athlete of the Year...Accumulated 2,224 career points and 1,005 career rebounds at Bishop Kenny...Founded the Diverse Student Union at Bishop Kenny...Member of Bishop Kenny Diversity Task Force.

**Personal:** Born Jan. 1, 2003...Parents are Monica and Julian...Cousin, Courtney Williams, plays in the WNBA, most recently for the Atlanta Dream...Cousin, Shaneese Bailey, played at Miami from 2016-18...Cousins, Chris Milton and Champ Bailey, played in the NFL for the New York Giants and Denver Broncos, respectively...Four sisters and one brother...Committed to Miami over offers from Virginia Tech, Temple, Seton Hall, Arkansas, North Florida, Florida International University, and University of North Carolina-Wilmington...Chose Miami after falling in love with the campus, coaching staff, culture and the program...Enjoys going to the beach, spending time with friends, jet skiing and riding her scooter...Majoring in Broadcast Journalism.

HURRICANES



# MYKEA GRAY

**GUARD**

**5**

**SENIOR • 5-4**

UPPER MARLBORO, MD. • NATIONAL CHRISTIAN ACADEMY

**As a Senior (2020-21):** Missed the 2020-21 season due to an ACL injury sustained in the offseason.

**As a Junior (2019-20):** 2020 ACC All-Defensive Team...One of two Canes to start all 30 games... Led the team in steals (2.13) and ranked second in scoring (12.7)...Scored in double figures in 21 of her 30 games...Tallied four 20-point outings...Paced the conference in total steals (64) and steals per game (2.13)...Ranked seventh in the ACC in free-throw percentage (.806) and 12th in 3-point field goals made (1.83)...Eclipsed the 1,000 point mark in her career at UNC (1/16), totaling 21 points in the contest...Tied her career-highs for points (27) and field goals made (nine) against Duke (2/9)...Tallied the first block of her career against Wake Forest (12/29)...One of two Canes to eclipse the 90-assist mark...Totalled five-plus assists on four occasions...Recorded an assist in 29 of 30 games...Hit the go-ahead 3-pointer against NC A&T (11/22) to give Miami the 68-67 win.

**As a Sophomore (2018-19):** Florida Sunshine Classic All-Tournament Team...One of three Miami players to start all 34 contests...Scored double-digit points 22 times, including in 20 of the last 24 games with nine in a row, and tallied 15-plus 13 times, with 20-plus on six occasions...Paced Miami in steals (1.2), while ranking second in assists (2.2), made 3-pointers (61), made free throws (98) and free throw percentage (77.8)...Finished third in scoring (12.6) and made field goals (135), as well as fourth in minutes (28.0)...Led or co-led the Hurricanes in steals 12 times, scoring eight times, minutes eight times and assists five times...Tied for the second-highest single-game made 3-pointer (six) and free throw (10, twice) totals by a Hurricane...Tied for the fifth-most made free throws (seven) in an NCAA Tournament game in program history, as well as placed fifth in percentage (87.5)...Placed No. 28 in the ACC in scoring.

**As a Freshman (2017-18):** Blue Ribbon Panel All-Freshman Team & ACC Coaches ACC All-Freshman Team...Two-time ACC Rookie of the Week (11/13, 11/27)...Miami Thanksgiving Tournament All-Tournament Team...One of four Hurricanes to play in all 32 games and one of two to start all of them...Scored in double figures 18 times, including each of her first six outings, with 15-plus 10 times and 20-plus four times...Dished out five assists on four occasions...Paced Miami in free throw percentage (min. 1 FTM per game, 74.8)...Ranked second on the team in scoring (11.7), made field goals (121), made 3-pointers (48), 3-point percentage (min. 1 3FG per game, 31.6), made free throws (83), free-throw attempts (111), steals (1.4) and minutes (25.9)...Placed No. 26 in the ACC in scoring...Among ACC freshmen, tied for first in made free throws, ranked second in steals, free throw percentage (min. 1 FTM per game) and free-throw attempts, as well as third in scoring, and fourth in made field goals and 3-pointers... Joined classmate Endia Banks as the first Miami freshmen to start every game since Shenise Johnson in 2008-09 ... Second player in program history to earn multiple ACC Freshman of the Week awards, along with Johnson ... Joined classmate Kelsey Marshall as the third and fourth ACC All-Freshman Team honorees in program history.

**High School:** Graduated from SHABACH! Christian Academy Homeschool and played basketball for National Christian Academy...Listed by ProspectsNation.com as a four-star recruit, the No. 60 overall player and the No. 16 point guard...Ranked as a four-star prospect and the No. 69 prospect

HURRICANES





# 5 | MYKEA GRAY

in the country by espnW HoopGurlz, as well as the No. 14 point guard and third-best player in Maryland...Two-time Washington Post First Team All-Met selection and a McDonald's All-American Game nominee...Averaged 18.9 points per game as a senior, helping her team to a 25-7 record and a No. 3 finish in the Washington Post's area rankings...Tabbed as the Maryland Gatorade Player of the Year and a USA TODAY First Team All-State pick as a junior...Logged 18.1 points, 4.2 rebounds and 2.9 assists, as her team finished a perfect 30-0...Attended Capital Christian Academy as a freshman...Member of the honor society...Played on the AAU circuit with the Fairfax Stars and won the Nike EYBL championship in 2015...Dante Taylor, a 2013 McDonald's All-American, also played for National Christian Academy, as did Kevin Durant for his first two years of high school.

**Personal:** Full name is Mykea Denise Gray...First name is pronounced My-KEY-Uh...Born May 19, 1998...Parents are Michael II and Nakiya Gray...Father is a realtor and mother is a lawyer... Has a younger brother, Michael III...Majoring in criminology...Career goal is to be an FBI agent... Enjoys dancing and listening to music...Favorite athlete is Kyrie Irving because of how difficult he is to guard...Best sports memory is hitting a game-winning shot at the buzzer in seventh grade and hugging her dad afterwards...Chose Miami because it was the best school she visited in terms of the combination of academics and basketball...Committed to Miami over DePaul, George Washington, Georgia, Penn State, Rhode Island, Seton Hall, USF and Temple.

## BY THE NUMBERS

| Miscellaneous  | 2020-21 | ACC | Career                              |
|----------------|---------|-----|-------------------------------------|
| Double-Digits  | -       | 27  | 61, last vs. Arizona St. (3/24/19)  |
| 20+ Points     | -       | 8   | 14, last at Virginia Tech (2/21/19) |
| 10+ Rebounds   | -       | -   | -                                   |
| Double Doubles | -       | -   | -                                   |

## CAREER HIGHS

| Category            | ACC                               | Career                            |
|---------------------|-----------------------------------|-----------------------------------|
| Points              | 27, vs. Duke (2/9/20)             | 27*, vs. Duke (2/9/20)            |
| Rebounds            | 7, vs. NC State (2/8/18)          | 7, vs. NC State (2/8/18)          |
| Assists             | 6*, vs. Clemson (1/23/20)         | 6*, vs. Clemson (3/4/20)          |
| Steals              | 6, at Florida State (1/26/20)     | 6, at Florida State (1/26/20)     |
| Blocks              | 1, vs. Wake Forest (12/29/19)     | 1, vs. Wake Forest (12/29/19)     |
| Field Goals Made    | 9, vs. Duke (2/9/20)              | 9, vs. Duke (2/9/20)              |
| Field Goal Attempts | 21, vs. Duke (2/9/20)             | 21, vs. Duke (2/9/20)             |
| Free Throws Made    | 10*, vs. Boston College (1/27/19) | 10*, vs. Boston College (1/27/19) |
| Free Throw Attempts | 11*, vs. Boston College (1/27/19) | 11*, vs. Boston College (1/27/19) |
| 3-Point FGM         | 6, at Virginia Tech (2/21/19)     | 6, at Virginia Tech (2/21/19)     |
| 3-Point FGA         | 12, vs. Duke (2/9/20)             | 12, vs. Duke (2/9/20)             |
| Minutes             | 37*, at Florida State (1/31/19)   | 37*, at Florida State (1/31/19)   |

\*Recorded more than once with most recent listed

HURRICANES

# 5 | MYKEA GRAY

## 2017-18 GAME-BY-GAME

| Date  | Opponent              | GS   | MIN  | FG-A | 3FG-A | FT-A  | O-D-T | A | B | S  | PTS |
|-------|-----------------------|------|------|------|-------|-------|-------|---|---|----|-----|
| 11/10 | FIU                   | * 35 | 8-16 | 3-8  | 8-11  | 0-3-3 | 5     | 0 | 3 | 27 |     |
| 11/12 | VERMONT               | * 25 | 8-17 | 4-8  | 1-2   | 0-1-1 | 0     | 0 | 1 | 21 |     |
| 11/18 | at Colorado           | * 21 | 2-11 | 1-7  | 5-5   | 0-2-2 | 3     | 0 | 2 | 10 |     |
| 11/21 | NEW ORLEANS           | * 26 | 4-11 | 0-4  | 5-8   | 1-1-2 | 4     | 0 | 2 | 13 |     |
| 11/24 | MAINE                 | * 28 | 6-11 | 3-6  | 1-3   | 0-1-1 | 4     | 0 | 2 | 16 |     |
| 11/26 | MARYLAND              | * 24 | 8-15 | 3-4  | 2-4   | 0-0-0 | 0     | 0 | 1 | 21 |     |
| 11/30 | MICHIGAN STATE        | * 17 | 1-5  | 0-3  | 2-2   | 2-1-3 | 2     | 0 | 2 | 4  |     |
| 12/3  | ST. JOHN'S            | * 20 | 1-9  | 1-5  | 2-2   | 0-0-0 | 2     | 0 | 1 | 5  |     |
| 12/10 | KENTUCKY              | * 34 | 3-12 | 0-4  | 6-8   | 0-1-1 | 1     | 0 | 2 | 12 |     |
| 12/15 | ALABAMA STATE         | * 26 | 8-13 | 2-6  | 0-0   | 0-3-3 | 5     | 0 | 2 | 18 |     |
| 12/18 | vs. Sacramento State  | * 23 | 3-9  | 1-5  | 3-5   | 0-3-3 | 4     | 0 | 4 | 10 |     |
| 12/20 | vs. Southern Illinois | * 26 | 3-9  | 0-3  | 3-3   | 0-1-1 | 3     | 0 | 0 | 9  |     |
| 12/28 | BETHUNE               | * 22 | 8-12 | 4-6  | 4-4   | 1-3-4 | 3     | 0 | 3 | 24 |     |
| 12/31 | DUKE                  | * 19 | 2-11 | 1-7  | 2-2   | 1-0-1 | 0     | 0 | 2 | 7  |     |
| 01/04 | NOTRE DAME            | * 20 | 2-7  | 1-3  | 2-2   | 0-1-1 | 2     | 0 | 0 | 7  |     |
| 01/07 | WAKE FOREST           | * 15 | 1-4  | 0-1  | 0-0   | 1-2-3 | 0     | 0 | 0 | 2  |     |
| 01/11 | at Florida State      | * 21 | 2-7  | 1-4  | 6-7   | 0-1-1 | 1     | 0 | 0 | 11 |     |
| 01/14 | at Clemson            | * 23 | 5-11 | 2-4  | 2-2   | 0-0-0 | 0     | 0 | 1 | 14 |     |
| 01/18 | SYRACUSE              | * 25 | 2-12 | 1-6  | 4-4   | 1-1-2 | 2     | 0 | 0 | 9  |     |
| 01/21 | at Boston College     | * 24 | 2-7  | 1-3  | 2-2   | 0-1-1 | 0     | 0 | 3 | 7  |     |
| 01/25 | LOUISVILLE            | * 34 | 4-16 | 1-6  | 4-5   | 0-0-0 | 4     | 0 | 0 | 13 |     |
| 01/28 | at Virginia Tech      | * 29 | 2-10 | 1-2  | 0-0   | 0-0-3 | 0     | 0 | 1 | 5  |     |
| 02/04 | at UNC                | * 23 | 4-12 | 2-5  | 4-4   | 0-1-1 | 3     | 0 | 1 | 14 |     |
| 02/08 | NC STATE              | * 29 | 2-7  | 0-2  | 0-0   | 0-7-7 | 2     | 0 | 1 | 4  |     |
| 02/11 | FLORIDA STATE         | * 30 | 2-9  | 1-5  | 3-5   | 0-1-1 | 5     | 0 | 3 | 8  |     |
| 02/15 | PITTSBURGH            | * 27 | 6-10 | 4-6  | 1-2   | 0-1-1 | 5     | 0 | 1 | 17 |     |
| 02/18 | at Virginia           | * 28 | 3-9  | 1-5  | 1-3   | 0-2-2 | 2     | 0 | 0 | 8  |     |
| 02/22 | at Georgia Tech       | * 33 | 6-16 | 4-7  | 2-2   | 0-1-1 | 0     | 0 | 3 | 18 |     |
| 02/25 | Virginia Tech         | * 26 | 2-5  | 1-4  | 0-2   | 1-1-2 | 2     | 0 | 1 | 5  |     |
| 03/01 | vs. Wake Forest       | * 34 | 3-8  | 2-5  | 1-2   | 0-2-2 | 3     | 0 | 0 | 9  |     |
| 03/02 | vs. Florida State     | * 35 | 4-14 | 1-5  | 2-2   | 0-0-0 | 3     | 0 | 2 | 15 |     |
| 03/17 | vs. Quinnipiac        | * 28 | 2-10 | 1-3  | 5-8   | 0-2-2 | 2     | 0 | 1 | 10 |     |

## 2018-19 GAME-BY-GAME

| Date  | Opponent          | GS   | MIN  | FG-A | 3FG-A | FT-A  | O-D-T | A | B | S  | PTS |
|-------|-------------------|------|------|------|-------|-------|-------|---|---|----|-----|
| 11/6  | at FIU            | * 28 | 5-12 | 3-8  | 2-2   | 0-0-0 | 4     | 0 | 0 | 15 |     |
| 11/9  | STEPHEN F. AUSTIN | * 29 | 9-15 | 5-8  | 2-2   | 0-0-3 | 3     | 0 | 0 | 25 |     |
| 11/11 | HARTFORD          | * 20 | 0-4  | 0-2  | 0-0   | 0-3-3 | 4     | 0 | 1 | 0  |     |
| 11/15 | MARQUETTE         | * 21 | 2-6  | 1-3  | 0-0   | 0-0-0 | 2     | 0 | 0 | 5  |     |
| 11/18 | at Iowa State     | * 19 | 2-7  | 1-5  | 0-0   | 2-1-3 | 1     | 0 | 0 | 5  |     |
| 11/23 | NEBRASKA          | * 19 | 2-7  | 0-3  | 0-0   | 0-0-0 | 0     | 0 | 3 | 4  |     |
| 11/25 | TEMPLE            | * 29 | 1-7  | 1-4  | 2-2   | 1-2-3 | 3     | 0 | 0 | 5  |     |
| 11/29 | at Purdue         | * 11 | 3-5  | 2-3  | 0-0   | 0-0-1 | 1     | 0 | 0 | 8  |     |
| 12/2  | COLORADO          | * 32 | 3-5  | 1-2  | 1-2   | 0-1-1 | 2     | 0 | 2 | 8  |     |
| 12/9  | NEW ORLEANS       | * 26 | 3-8  | 0-4  | 3-3   | 0-2-2 | 4     | 0 | 0 | 9  |     |
| 12/16 | UMES              | * 31 | 5-12 | 1-8  | 1-4   | 0-3-3 | 1     | 0 | 0 | 12 |     |
| 12/20 | vs. Vanderbilt    | * 22 | 7-9  | 2-4  | 2-2   | 0-2-2 | 4     | 0 | 3 | 18 |     |
| 12/21 | vs. Alabama       | * 25 | 7-14 | 5-7  | 2-2   | 0-6-6 | 1     | 0 | 0 | 21 |     |
| 12/28 | FLORIDA A&M       | * 21 | 2-8  | 0-3  | 3-3   | 0-0-0 | 6     | 0 | 3 | 7  |     |
| 12/30 | CENTRAL MICH.     | * 33 | 6-14 | 3-6  | 2-3   | 0-2-2 | 2     | 0 | 2 | 17 |     |
| 01/03 | VIRGINIA TECH     | * 32 | 2-10 | 2-6  | 7-9   | 0-4-4 | 4     | 0 | 1 | 13 |     |
| 01/06 | at Wake Forest    | * 37 | 6-18 | 0-5  | 6-11  | 0-3-3 | 5     | 0 | 4 | 20 |     |
| 01/10 | CLEMSON           | * 35 | 6-14 | 2-7  | 10-11 | 1-4-5 | 2     | 0 | 4 | 24 |     |
| 01/17 | at Duke           | * 33 | 4-9  | 2-5  | 2-6   | 0-2-2 | 2     | 0 | 2 | 12 |     |
| 01/20 | NORTH CAROLINA    | * 35 | 5-11 | 3-7  | 4-4   | 0-4-4 | 6     | 0 | 2 | 17 |     |
| 01/23 | at Syracuse       | * 34 | 6-12 | 2-5  | 3-4   | 0-3-3 | 2     | 0 | 2 | 17 |     |
| 01/27 | BOSTON COLLEGE    | * 29 | 4-10 | 3-6  | 10-11 | 1-1-2 | 0     | 0 | 2 | 21 |     |
| 01/31 | at Florida State  | * 37 | 5-18 | 4-11 | 0-0   | 0-2-2 | 2     | 0 | 1 | 14 |     |
| 02/03 | VIRGINIA          | * 25 | 2-7  | 0-4  | 3-3   | 0-0-0 | 2     | 0 | 0 | 7  |     |
| 02/07 | NOTRE DAME        | * 25 | 2-8  | 1-5  | 5-6   | 0-0-0 | 1     | 0 | 0 | 10 |     |
| 02/10 | at Pittsburgh     | * 25 | 3-9  | 2-6  | 0-0   | 0-0-0 | 1     | 0 | 1 | 8  |     |
| 02/17 | at Louisville     | * 28 | 3-5  | 1-1  | 3-5   | 0-5-5 | 0     | 0 | 2 | 10 |     |
| 02/21 | at Virginia Tech  | * 30 | 7-15 | 6-10 | 0-1   | 0-1-1 | 1     | 0 | 0 | 20 |     |
| 02/24 | FLORIDA STATE     | * 32 | 5-10 | 2-4  | 7-9   | 1-1-2 | 4     | 0 | 0 | 19 |     |
| 02/28 | GEORGIA TECH      | * 30 | 7-9  | 3-4  | 1-4   | 0-3-3 | 0     | 0 | 0 | 18 |     |
| 03/03 | at NC State       | * 22 | 2-12 | 0-5  | 0-0   | 0-1-1 | 0     | 0 | 0 | 4  |     |
| 03/08 | vs. Syracuse      | * 33 | 4-12 | 0-5  | 5-6   | 1-2-2 | 2     | 0 | 0 | 13 |     |
| 03/22 | FGCU              | * 36 | 1-4  | 1-2  | 7-8   | 0-2-2 | 2     | 1 | 2 | 10 |     |
| 03/24 | ARIZONA STATE     | * 33 | 4-12 | 2-8  | 3-3   | 0-3-3 | 2     | 0 | 0 | 13 |     |

## 2019-20 GAME-BY-GAME

| Date  | Opponent             | GS   | MIN  | FG-A | 3FG-A | FT-A  | O-D-T | A | B | S  | PTS |
|-------|----------------------|------|------|------|-------|-------|-------|---|---|----|-----|
| 11/10 | JACKSON ST.          | * 25 | 4-8  | 3-5  | 1-2   | 1-1-2 | 4     | 0 | 2 | 12 |     |
| 11/13 | NORTH FLORIDA        | * 22 | 3-8  | 2-6  | 0-0   | 0-2-2 | 3     | 0 | 1 | 8  |     |
| 11/17 | IUPUI                | * 23 | 4-10 | 1-4  | 7-8   | 0-2-2 | 2     | 0 | 1 | 16 |     |
| 11/22 | vs. N.C. A&T         | * 32 | 7-19 | 3-8  | 2-3   | 1-1-2 | 1     | 0 | 5 | 19 |     |
| 11/23 | at #19/20 DePaul     | * 21 | 0-5  | 0-3  | 0-2   | 1-3-4 | 3     | 0 | 0 | 0  |     |
| 11/29 | #76 OREGON STATE     | * 17 | 1-5  | 0-3  | 4-4   | 0-1-1 | 2     | 0 | 0 | 6  |     |
| 11/30 | MIAMI (OH)           | * 26 | 4-11 | 2-4  | 0-0   | 0-3-3 | 4     | 0 | 0 | 10 |     |
| 12/04 | #14/16 INDIANA       | * 26 | 3-14 | 1-5  | 0-0   | 0-2-2 | 0     | 0 | 1 | 7  |     |
| 12/17 | BINGHAMTON           | * 28 | 5-16 | 1-6  | 4-4   | 2-0-2 | 5     | 0 | 3 | 15 |     |
| 12/20 | UNC ASHEVILLE        | * 20 | 4-9  | 1-4  | 4-4   | 0-2-2 | 2     | 0 | 0 | 13 |     |
| 12/21 | WASHINGTON ST.       | * 32 | 4-10 | 0-1  | 7-9   | 1-0-1 | 2     | 0 | 2 | 15 |     |
| 12/29 | WAKE FOREST          | * 35 | 7-12 | 3-5  | 0-0   | 0-2-2 | 4     | 1 | 3 | 17 |     |
| 01/02 | at Georgia Tech      | * 36 | 2-10 | 2-7  | 4-6   | 1-2-3 | 4     | 0 | 4 | 10 |     |
| 01/05 | #8 FLORIDA STATE     | * 32 | 7-11 | 4-5  | 3-5   | 1-1-2 | 3     | 0 | 2 | 21 |     |
| 01/09 | #7 LOUISVILLE        | * 23 | 0-6  | 0-3  | 3-4   | 0-1-1 | 1     | 0 | 1 | 3  |     |
| 01/12 | SYRACUSE             | * 35 | 6-14 | 4-9  | 3-4   | 0-2-2 | 3     | 0 | 4 | 20 |     |
| 01/16 | at North Carolina    | * 36 | 6-14 | 2-8  | 7-8   | 0-6-6 | 5     | 0 | 0 | 21 |     |
| 01/19 | at Notre Dame        | * 34 | 6-13 | 2-5  | 2-2   | 1-4-5 | 1     | 0 | 4 | 16 |     |
| 01/23 | CLEMSON              | * 34 | 4-13 | 2-7  | 6-6   | 0-1-1 | 6     | 0 | 3 | 16 |     |
| 01/26 | at #14 Florida State | * 34 | 4-15 | 1-7  | 3-5   | 1-3-4 | 3     | 0 | 6 | 12 |     |
| 01/30 | GEORGIA TECH         | * 35 | 4-15 | 1-5  | 7-8   | 0-2-2 | 2     | 0 | 5 | 16 |     |
| 02/02 | at Virginia Tech     | * 19 | 0-9  | 0-5  | 0-0   | 1-1-2 | 1     | 0 | 2 | 0  |     |
| 02/09 | DUKE                 | * 34 | 9-21 | 5-12 | 4-5   | 1-3-4 | 2     | 0 | 5 | 27 |     |
| 02/13 | at Virginia          | * 30 | 5-12 | 4-10 | 0-0   | 0-2-2 | 4     | 0 | 1 | 14 |     |
| 02/16 | at Clemson           | * 35 | 5-14 | 3-9  | 4-5   | 0-5-5 | 4     | 0 | 1 | 17 |     |
| 02/20 | #10 NC STATE         | * 31 | 4-14 | 1-5  | 2-2   | 0-3-3 | 3     | 0 | 3 | 11 |     |
| 02/23 | at Boston College    | * 29 | 2-6  | 0-2  | 0-0   | 1-2-3 | 2     | 0 | 1 | 4  |     |
| 02/27 | at Wake Forest       | * 24 | 2-4  | 1-1  | 3-4   | 0-1-1 | 4     | 0 | 2 | 8  |     |
| 03/01 | PITTSBURGH           | * 26 | 5-12 | 4-7  | 5-6   | 0-3-3 | 4     | 0 | 2 | 19 |     |
| 03/04 | vs. Clemson          | * 33 | 3-13 | 1-7  | 2-2   | 0-1-1 | 6     | 0 | 0 | 9  |     |

| GRAY'S CAREER STATISTICS |       | 3-Point |      |          | Free Throws |         |      | Rebounds |      |     |     | Scoring |     |     |    |     |     |    |     |      |      |     |
|--------------------------|-------|---------|------|----------|-------------|---------|------|----------|------|-----|-----|---------|-----|-----|----|-----|-----|----|-----|------|------|-----|
| Season                   | GP-GS | Min.    | Avg. | FG-FGA   | Pct         | FG-FGA  | Pct  | FT-FTA   | Pct  | Off | Def | Tot     | Avg | PF  | FO | Ast | TO  | Bk | Stl | Pts  | Avg  |     |
| 2017-18                  | 32-32 | 830     | 25.9 | 121-335  | .361        | 48-152  | .316 | 83-111   | .748 | 8   | 44  | 52      | 1.6 | 74  | 0  | 74  | 86  | 0  | 45  | 373  | 11.7 |     |
| 2018-19                  | 34-34 | 953     | 28.0 | 135-337  | .401        | 61-176  | .347 | 88-126   | .778 | 7   | 63  | 70      | 2.1 | 71  | 0  | 76  | 97  | 1  | 41  | 429  | 12.6 |     |
| 2019-20                  | 30-30 | 867     | 28.9 | 120-343  | .350        | 55-168  | .327 | 87-108   | .806 | 13  | 62  | 75      | 2.5 | 53  | 0  | 90  | 88  | 1  | 64  | 382  | 12.7 |     |
| 2020-21                  | -     | -       | -    | DNP      | -           | -       | -    | -        | DNP  | -   | -   | -       | -   | -   | -  | -   | DNP | -  | -   | -    | -    | DNP |
| TOTAL                    | 96-96 | 2650    | 27.6 | 376-1015 | .370        | 164-496 | .331 | 268-345  | .777 | 28  | 169 | 197     | 2.1 | 198 | 0  | 240 | 271 | 2  | 150 | 1184 | 12.3 |     |





# JA'LEAH WILLIAMS

GUARD

12

FRESHMAN • 5-9

POMPANO BEACH, FLA. • BLANCHE ELY

**High School:** Attended Blanche Ely... Named the *Sun Sentinel* Broward County Class 7A-6A Player of the Year in 2019-20...Earned a spot on the *Miami Herald's* First Team and *Sun Sentinel's* First Team for two years straight...As a senior, served as team captain and led her team to its first state championship since 1992...Totaled 10 points, five rebounds and four assists in the title game...As a junior, averaged 18 points, eight assists, seven rebounds and five steals per game...Honor Roll member every year of high school.

**Personal:** Born Feb. 11, 2002...Parents are Jessica and George...Chose Miami over offers from West Virginia, University of South Florida, Georgia Tech, Florida Atlantic University, and North Florida...Fell in love with Miami's environment and said it felt like home...Enjoys running track...Majoring in Sports Administration...Hopes to become a manager, physical therapist or athletic trainer.

HURRICANES



# LASHAE DWYER

**GUARD**

**13**

**FRESHMAN • 5-6**

*TORONTO, CANADA • THE WEBB SCHOOL*

**High School:** Attended The Webb School during her senior season...Ranked the No. 79 player in the nation and the No. 15 player at her position, according to espnW HoopGurlz...Helped The Webb School to a 32-2 record and the Division II-Class A State Championship title...Named the 2020-21 Tennessee Gatorade Player of the Year...Averaged 22.5 points, 6.0 rebounds, 6.0 assists and 3.6 steals as a senior...Named a BioSteel All Canadian Basketball Games nominee in 2020.

**Personal:** Born July 31, 2002...Mom is Stephanie Dwyer...Three sisters and one brother...Originally from Toronto, Canada...Chose Miami over offers from Arizona, Ole Miss, St. Johns, and Temple...Says Miami felt like home and the coaches always treated her like family...Eats hot Cheetos before every game...Enjoys playing NBA 2K, Fortnite and spending time with family...Majoring in Business Marketing.

HURRICANES





# KELSEY MARSHALL

GUARD

20

GRADUATE STUDENT • 5-9

DAVIE, FLA. • MIAMI COUNTRY DAY SCHOOL

**As a Senior (2020-21):** Started 19 of 21 games played for the Canes in 2020-21...Paced Miami in scoring at 13.2 points per game...Totaled a team-best 16 double-digit outings, including three 20-point efforts...Led the Canes in 3-pointers per game with 2.3 per contest...One of five Canes to post 20-plus steals in 2020-21...Set a new career high in steals with five against FAU (12/3)...Ranked eighth in the ACC in 3-point field goals made (2.33), 13th in 3-point field goal percentage (.295) and 22nd in scoring (13.2)...Scored in double-figures in five straight games from Jan. 21 to Feb. 11...Eclipsed the 1,000-point mark with 19 points at UNC (1/10), becoming the 29th player in Miami program history to join the 1,000-point club...Ranks second in program history for 3-point field goals made and 3-point field goal attempts at 241 and 706, respectively.

**As a Junior (2019-20):** Maggie Dixon Classic All-Tournament Team...Miami Holiday Classic All-Tournament Team...Started 29 of 30 games played...Ranked third on the team in scoring (11.4) and second in free-throw percentage (.721)...Finished the season fourth in the ACC in 3-point percentage (.359) and sixth in 3-pointers made (2.47)...Totaled 74 threes in 2019-20, ranking fifth in program history for 3-pointers in a season...Eclipsed the double-digit scoring mark 18 times...Paced the Canes in 20-point efforts with five in 2019-20...Shot 50 percent from 3-point range at Virginia (2/13), knocking down 7-of-14 3-point attempts...Her seven threes at Virginia placed her tied for fourth for single-game 3-pointers made in program history...Set a new career high in scoring with 25 points at Virginia...Shot a perfect 7-of-7 from the charity stripe at DePaul (11/23), marking new career highs in both free throws made and free throws attempted.

**As a Sophomore (2018-19):** Played in all 34 games, starting each of the first 20...Scored in double figures on eight occasions, including seven times in the first 15 contests...Paced the Hurricanes in made 3-pointers (67), while finishing third in 3-point percentage (37.4)...Placed fifth on the team in both scoring (7.8) and assists (1.8)...Led or co-led Miami in steals seven times, assists four times and minutes twice...Lone Hurricane on the season to connect on three-plus 3-pointers in a game without a miss, posting a 5-of-5 outing that tied for third-best in program history...Tied for eighth on Miami's single-season made 3-pointers list and placed No. 10 in attempts (179)...Earned her first collegiate start in the season opener at FIU (11/6), tallying 13 points on 5-of-10 shooting, including a 3-of-6 mark from deep, in a team-best 26 minutes.

**As a Freshman (2017-18):** Blue Ribbon Panel ACC All-Freshman Team...All-ACC Academic Team...Played in 31 of 32 games, missing only the opener due to a family matter...Scored double-digit points 10 times, with nine in a span of 13 ACC games and five coming consecutively, reaching 14 in five outings and 17-plus twice...Paced Miami in made 3-pointers (51) and 3-point percentage (min. 1 3PM per game, 32.9)...Finished third among Hurricanes in free throw percentage (74.0), as well as fourth in scoring (8.0) and fifth in assists (1.3)...Led or co-led the team in assists three times and in scoring twice...Had the most 3-point attempts (nine) in a game by a Hurricane on the season...Finished second among ACC freshmen in made 3-pointers, third in free throw percentage (min. 1 FTM per game) and fifth in 3-point percentage (min. 1 3PM per game), plus sixth in scoring...In ACC-only action, ranked first among conference freshmen in free throw percentage (min. 1 FTM per game, 82.1), second in 3-point percentage (min. 1 3PM per game, 39.4), third in made 3-pointers (28), fourth in made free throws (23) and fifth in both scoring (8.9) and field goal percentage (min. 2 FGM

HURRICANES

per game, 41.4)...Joined classmate Mykea Gray as the third and fourth ACC All-Freshman Team honorees in program history...One of three freshmen to earn All-ACC Academic Team recognition.

**High School:** Graduated from Miami Country Day School...Listed by espnW HoopGurlz as a five-star prospect and the No. 44 player in the nation, including the No. 13 guard and third-best Floridian...Considered a four-star recruit by ProspectsNation.com, which ranked her No. 90 overall, No. 20 among guards and eighth in the state...Four-year starter, three-time Miami Herald First Team All-Dade selection and a McDonald's All-American Game nominee...Aided her team to four state titles and the DICK's Nationals crown as both a senior and sophomore...Served as a captain as a senior and averaged 18.5 points, 7.5 rebounds and 4.5 assists...Led her team to a 29-1 and No. 1 national ranking in the USA TODAY Super 25 Expert Rankings in 2016-17...Posted 17.5 points, 6.2 rebounds and 4.7 assists per outing during a 21-6 junior year...Member of the honor roll her senior year...Manny Diaz, the head coach of the Miami football team, also attended MCDS, as did singer Emily Estefan and actresses Zoë Kravitz and Navi Rawat.

**Personal:** Full name is Kelsey Allysandra Marshall...Nickname is Kels...Born Feb. 26, 1999...Parents are Joseph and Myrline Marshall...Father is a teacher chief and mother is the head manager of a hospital...Has two older brothers, Khyle and Brandon...Khyle, a professional basketball in France, was a three-year starter at Butler and played in the 2011 national title game...Majoring in sport administration...Enjoys listening to music...Favorite athlete is LeBron James because he is so versatile and is a hard worker...Best sports memory is winning the DICK's Nationals title at Madison Square Garden in 2015...Chose Miami because of how much she liked the coaches and players when she visited...Committed to Miami over Illinois and USF.

## BY THE NUMBERS

| Miscellaneous  | 2020-21 | ACC | Career                          |
|----------------|---------|-----|---------------------------------|
| Double-Digits  | 16      | 47  | 63, last at Clemson (2/28/21)   |
| 20+ Points     | 8       | 5   | 8, last at Pittsburgh (1/21/21) |
| 10+ Rebounds   | -       | -   | -                               |
| Double Doubles | -       | -   | -                               |

## CAREER HIGHS

| Category            | ACC                              | Career                           |
|---------------------|----------------------------------|----------------------------------|
| Points              | 25, at Virginia (2/13/20)        | 25, at Virginia (2/13/20)        |
| Rebounds            | 8, vs. Virginia Tech (2/25/18)   | 8*, vs. Marquette (11/15/19)     |
| Assists             | 6*, vs. Boston College (2/18/21) | 6*, vs. Boston College (2/18/21) |
| Steals              | 4, at Wake Forest (1/6/19)       | 5, vs. FAU (12/3/20)             |
| Blocks              | 2*, vs. Pittsburgh (3/1/20)      | 2*, vs. Pittsburgh (3/1/20)      |
| Field Goals Made    | 8*, at Pittsburgh (1/21/21)      | 8*, at Pittsburgh (1/21/21)      |
| Field Goal Attempts | 24, at Pittsburgh (1/21/21)      | 24, at Pittsburgh (1/21/21)      |
| Free Throws Made    | 5*, at North Carolina (1/10/21)  | 9, vs. Jacksonville (11/25/20)   |
| Free Throw Attempts | 7, at North Carolina (1/10/21)   | 11, vs. Jacksonville (11/25/20)  |
| 3-Point FGM         | 7, at Virginia (2/13/20)         | 7, at Virginia (2/13/20)         |
| 3-Point FGA         | 18, at Pittsburgh (1/21/21)      | 18, at Pittsburgh (1/21/21)      |
| Minutes             | 39, at Virginia (2/13/20)        | 39, at Virginia (2/13/20)        |

\*Recorded more than once with most recent listed





# 20 | KELSEY MARSHALL

## 2017-18 GAME-BY-GAME

| Date  | Opponent              | GS | MIN  | FG-A | 3FG-A | FT-A  | O-D-T | A | B | S  | PTS |
|-------|-----------------------|----|------|------|-------|-------|-------|---|---|----|-----|
| 11/12 | VERMONT               | 20 | 1-9  | 1-5  | 2-2   | 1-1-2 | 3     | 0 | 4 | 5  |     |
| 11/18 | at Colorado           | 17 | 1-7  | 0-4  | 1-2   | 0-2-2 | 2     | 0 | 0 | 3  |     |
| 11/21 | NEW ORLEANS           | 24 | 1-8  | 1-8  | 4-6   | 0-0-1 | 1     | 0 | 3 | 7  |     |
| 11/24 | MAINE                 | 15 | 1-7  | 1-7  | 2-4   | 0-1-1 | 0     | 0 | 0 | 5  |     |
| 11/26 | MARYLAND              | 22 | 4-11 | 3-9  | 0-0   | 0-2-2 | 0     | 0 | 0 | 11 |     |
| 11/30 | MICHIGAN STATE        | 22 | 4-6  | 3-5  | 0-2   | 1-1-2 | 0     | 0 | 2 | 11 |     |
| 12/03 | ST. JOHNS             | 22 | 3-11 | 2-7  | 0-0   | 0-1-1 | 2     | 0 | 0 | 8  |     |
| 12/10 | KENTUCKY              | 18 | 4-11 | 1-6  | 0-1   | 0-4-4 | 1     | 0 | 1 | 9  |     |
| 12/15 | ALABAMA STATE         | 18 | 2-8  | 1-6  | 0-0   | 0-2-2 | 0     | 0 | 0 | 5  |     |
| 12/18 | vs. Sacramento State  | 21 | 3-7  | 2-6  | 0-0   | 0-2-2 | 0     | 0 | 0 | 8  |     |
| 12/20 | vs. Southern Illinois | 18 | 3-7  | 1-4  | 3-3   | 2-3-5 | 1     | 0 | 1 | 10 |     |
| 12/28 | BETHUNE               | 21 | 4-8  | 4-8  | 2-2   | 1-0-1 | 3     | 0 | 0 | 14 |     |
| 12/31 | DUKE                  | 13 | 0-4  | 0-4  | 0-0   | 0-2-2 | 0     | 0 | 0 | 0  |     |
| 01/04 | at Notre Dame         | 15 | 1-4  | 0-1  | 0-0   | 0-3-3 | 2     | 0 | 2 | 2  |     |
| 01/07 | WAKE FOREST           | 26 | 1-6  | 1-4  | 2-2   | 0-3-3 | 2     | 0 | 1 | 5  |     |
| 01/11 | at Florida State      | 14 | 3-6  | 2-4  | 3-4   | 0-1-1 | 0     | 0 | 1 | 11 |     |
| 01/14 | at Clemson            | 25 | 5-7  | 4-5  | 5-6   | 3-3-3 | 4     | 0 | 1 | 19 |     |
| 01/18 | SYRACUSE              | 7  | 1-3  | 1-3  | 0-0   | 1-0-1 | 0     | 0 | 1 | 3  |     |
| 01/21 | at Boston College     | 16 | 3-7  | 1-3  | 0-0   | 1-0-1 | 2     | 0 | 0 | 7  |     |
| 01/25 | LOUISVILLE            | 18 | 3-9  | 3-7  | 2-2   | 0-2-2 | 0     | 0 | 0 | 11 |     |
| 01/28 | at Virginia Tech      | 28 | 5-10 | 2-7  | 2-2   | 1-2-3 | 1     | 0 | 2 | 14 |     |
| 02/04 | at UNC                | 25 | 4-8  | 2-4  | 0-0   | 0-4-4 | 2     | 0 | 1 | 10 |     |
| 02/08 | NC STATE              | 25 | 5-9  | 2-5  | 2-2   | 0-2-2 | 0     | 0 | 2 | 14 |     |
| 02/11 | Florida State         | 18 | 3-10 | 2-4  | 2-4   | 0-1-1 | 2     | 0 | 0 | 10 |     |
| 02/15 | PITTSBURGH            | 23 | 2-6  | 2-5  | 0-0   | 0-3-3 | 3     | 0 | 0 | 6  |     |
| 02/18 | at Virginia           | 18 | 3-8  | 3-6  | 3-4   | 0-1-1 | 0     | 0 | 1 | 12 |     |
| 02/22 | at Georgia Tech       | 19 | 1-4  | 0-2  | 0-0   | 0-3-3 | 0     | 0 | 1 | 2  |     |
| 02/25 | VIRGINIA TECH         | 25 | 6-10 | 3-7  | 2-2   | 1-7-8 | 6     | 0 | 2 | 17 |     |
| 03/01 | vs. Wake Forest       | 17 | 1-2  | 1-2  | 0-0   | 0-1-1 | 0     | 0 | 0 | 3  |     |
| 03/02 | vs. Florida State     | 16 | 2-5  | 2-5  | 0-0   | 1-0-1 | 2     | 0 | 0 | 6  |     |
| 03/17 | vs. Quinnipiac        | 13 | 0-3  | 0-2  | 0-0   | 1-0-1 | 0     | 0 | 0 | 0  |     |

## 2018-19 GAME-BY-GAME

| Date  | Opponent          | GS | MIN  | FG-A | 3FG-A | FT-A  | O-D-T | A | B | S  | PTS |
|-------|-------------------|----|------|------|-------|-------|-------|---|---|----|-----|
| 11/06 | at FIU            | 30 | 5-10 | 3-6  | 0-0   | 0-3-3 | 2     | 0 | 2 | 13 |     |
| 11/09 | STEPHEN F. AUSTIN | 27 | 3-6  | 2-4  | 0-0   | 1-3-4 | 0     | 0 | 3 | 2  | 8   |
| 11/11 | HARTFORD          | 26 | 1-5  | 1-5  | 0-0   | 0-2-2 | 2     | 0 | 0 | 3  |     |
| 11/15 | MARQUETTE         | 30 | 3-11 | 2-7  | 0-0   | 1-7-8 | 3     | 0 | 0 | 8  |     |
| 11/18 | at Iowa State     | 27 | 2-10 | 0-4  | 2-2   | 0-4-4 | 0     | 0 | 0 | 6  |     |
| 11/23 | NEBRASKA          | 30 | 6-14 | 4-10 | 0-0   | 0-1-1 | 1     | 0 | 1 | 16 |     |
| 11/25 | TEMPLE            | 31 | 6-9  | 4-6  | 1-2   | 1-0-1 | 3     | 0 | 1 | 17 |     |
| 11/29 | at Purdue         | 29 | 3-9  | 0-6  | 0-0   | 0-2-2 | 4     | 0 | 1 | 6  |     |
| 12/02 | COLORADO          | 24 | 4-8  | 1-4  | 0-2   | 0-4-4 | 2     | 0 | 1 | 9  |     |
| 12/09 | NEW ORLEANS       | 23 | 5-10 | 4-9  | 0-0   | 0-2-2 | 4     | 0 | 0 | 14 |     |
| 12/16 | UMES              | 17 | 1-5  | 1-5  | 0-0   | 0-1-1 | 4     | 0 | 0 | 3  |     |
| 12/20 | vs. Vanderbilt    | 20 | 3-6  | 1-3  | 0-0   | 0-1-1 | 2     | 0 | 0 | 7  |     |
| 12/21 | vs. Alabama       | 23 | 5-11 | 3-5  | 0-0   | 1-2-3 | 5     | 1 | 1 | 13 |     |
| 12/28 | FLORIDA A&M       | 22 | 6-11 | 4-8  | 1-1   | 0-2-2 | 0     | 0 | 3 | 17 |     |
| 12/30 | CENTRAL MICH.     | 26 | 4-9  | 4-8  | 0-0   | 0-4-4 | 1     | 0 | 1 | 12 |     |
| 01/03 | VIRGINIA TECH     | 34 | 2-5  | 2-4  | 1-2   | 1-2-3 | 3     | 2 | 1 | 7  |     |
| 01/06 | at Wake Forest    | 20 | 1-6  | 1-4  | 3-4   | 0-0-0 | 0     | 0 | 4 | 6  |     |
| 01/10 | CLEMSON           | 31 | 3-7  | 3-5  | 0-0   | 0-5-5 | 2     | 0 | 1 | 9  |     |
| 01/17 | at Duke           | 18 | 0-6  | 0-4  | 0-0   | 0-1-1 | 2     | 0 | 1 | 0  |     |
| 01/20 | NORTH CAROLINA    | 23 | 2-5  | 2-5  | 0-0   | 0-2-2 | 2     | 0 | 0 | 6  |     |
| 01/23 | at Syracuse       | 24 | 3-7  | 3-5  | 0-0   | 0-2-2 | 0     | 0 | 0 | 9  |     |
| 01/27 | BOSTON COLLEGE    | 19 | 1-7  | 0-5  | 1-1   | 0-3-3 | 0     | 0 | 0 | 3  |     |
| 01/31 | at Florida State  | 22 | 2-9  | 2-7  | 0-0   | 0-2-2 | 2     | 0 | 2 | 6  |     |
| 02/03 | VIRGINIA          | 26 | 5-5  | 5-5  | 2-2   | 0-1-1 | 2     | 0 | 1 | 17 |     |
| 02/07 | NOTRE DAME        | 13 | 0-2  | 0-1  | 0-2   | 0-1-1 | 1     | 0 | 0 | 0  |     |
| 02/10 | at Pittsburgh     | 16 | 3-7  | 2-5  | 0-0   | 0-0-0 | 1     | 0 | 1 | 8  |     |
| 02/17 | at Louisville     | 22 | 3-5  | 2-4  | 0-0   | 0-5-5 | 0     | 0 | 0 | 8  |     |
| 02/21 | at Virginia Tech  | 19 | 1-5  | 1-4  | 0-0   | 0-0-0 | 0     | 0 | 0 | 3  |     |
| 02/24 | FLORIDA STATE     | 28 | 1-7  | 1-5  | 0-0   | 0-1-1 | 3     | 1 | 3 | 3  |     |
| 02/28 | GEORGIA TECH      | 16 | 3-6  | 3-6  | 0-0   | 0-1-1 | 0     | 0 | 0 | 9  |     |
| 03/03 | at NC State       | 30 | 3-10 | 3-7  | 0-0   | 2-1-3 | 2     | 0 | 0 | 9  |     |
| 03/08 | vs. Syracuse      | 22 | 2-8  | 2-8  | 0-0   | 0-3-3 | 2     | 0 | 0 | 6  |     |
| 03/22 | FGCU              | 9  | 0-2  | 0-2  | 0-0   | 0-2-2 | 1     | 0 | 0 | 0  |     |
| 03/24 | ARIZONA STATE     | 14 | 2-4  | 1-3  | 0-0   | 0-1-1 | 1     | 0 | 0 | 5  |     |

## 2019-20 GAME-BY-GAME

| Date  | Opponent           | GS | MIN  | FG-A | 3FG-A | FT-A  | O-D-T | A | B | S  | PTS |
|-------|--------------------|----|------|------|-------|-------|-------|---|---|----|-----|
| 11/10 | JACKSON ST.        | 31 | 6-11 | 4-7  | 2-2   | 1-3-4 | 4     | 1 | 1 | 18 |     |
| 11/13 | NORTH FLORIDA      | 27 | 6-11 | 4-9  | 0-2   | 0-4-4 | 1     | 0 | 2 | 16 |     |
| 11/17 | IUPUI              | 32 | 3-9  | 2-5  | 0-0   | 0-5-5 | 4     | 0 | 1 | 8  |     |
| 11/22 | vs. N.C. A&T       | 25 | 4-13 | 2-9  | 0-1   | 1-1-2 | 3     | 1 | 2 | 10 |     |
| 11/23 | at #19/20 DePaul   | 38 | 6-13 | 3-8  | 7-7   | 0-5-5 | 2     | 0 | 0 | 22 |     |
| 11/29 | #7/5 OREGON STATE  | 32 | 1-8  | 0-5  | 1-1   | 1-1-2 | 2     | 0 | 1 | 3  |     |
| 11/30 | MIAMI (OH)         | 21 | 1-7  | 1-6  | 0-0   | 1-2-3 | 5     | 0 | 3 |    |     |
| 12/04 | #14/16 INDIANA     | 22 | 0-2  | 0-2  | 0-0   | 0-2-2 | 1     | 0 | 0 | 0  |     |
| 12/17 | BINGHAMTON         | 23 | 4-9  | 3-8  | 0-0   | 0-2-2 | 3     | 0 | 0 | 11 |     |
| 12/20 | UNC ASHEVILLE      | 21 | 3-5  | 3-5  | 2-2   | 0-1-1 | 2     | 0 | 0 | 11 |     |
| 12/21 | WASHINGTON ST.     | 29 | 6-14 | 4-8  | 2-2   | 3-3   | 2     | 0 | 0 | 18 |     |
| 12/29 | WAKE FOREST        | 20 | 5-11 | 2-6  | 0-0   | 0-5-5 | 3     | 2 | 0 | 12 |     |
| 01/02 | at Georgia Tech    | 32 | 6-12 | 2-7  | 0-0   | 0-0-0 | 2     | 0 | 2 | 14 |     |
| 01/05 | #8 FLORIDA STATE   | 20 | 1-5  | 0-3  | 1-2   | 0-0-0 | 2     | 0 | 3 | 3  |     |
| 01/09 | #7 LOUISVILLE      | 12 | 1-7  | 1-5  | 0-0   | 0-1-1 | 2     | 1 | 1 | 3  |     |
| 01/12 | SYRACUSE           | 34 | 7-14 | 2-6  | 3-4   | 0-3-3 | 4     | 0 | 2 | 19 |     |
| 01/16 | at North Carolina  | 32 | 2-10 | 1-8  | 0-0   | 0-1-1 | 2     | 0 | 2 | 5  |     |
| 01/19 | at Notre Dame      | 24 | 4-10 | 2-5  | 0-0   | 0-0-0 | 3     | 0 | 0 | 10 |     |
| 01/23 | CLEMSON            | 35 | 8-12 | 5-8  | 1-3   | 0-1-1 | 2     | 0 | 2 | 22 |     |
| 01/26 | at #14 Florida St. | 31 | 8-18 | 5-11 | 0-2   | 1-1-2 | 3     | 0 | 1 | 21 |     |
| 01/30 | GEORGIA TECH       | 33 | 3-10 | 1-5  | 0-0   | 0-4-4 | 3     | 0 | 1 | 7  |     |
| 02/02 | at Virginia Tech   | 10 | 0-4  | 0-3  | 0-0   | 0-1-1 | 0     | 0 | 0 | 0  |     |
| 02/09 | DUKE               | 28 | 1-5  | 0-2  | 3-3   | 0-4-4 | 2     | 0 | 0 | 5  |     |
| 02/13 | at Virginia        | 39 | 7-15 | 7-14 | 4-5   | 0-3-3 | 4     | 1 | 1 | 25 |     |
| 02/16 | at Clemson         | 26 | 4-9  | 3-7  | 2-3   | 0-1-1 | 1     | 0 | 0 | 13 |     |
| 02/20 | #10 NC STATE       | 28 | 2-9  | 2-6  | 1-2   | 0-2-2 | 3     | 0 | 1 | 7  |     |
| 02/23 | at Boston College  | 37 | 4-12 | 3-9  | 2-2   | 0-2-2 | 2     | 0 | 2 | 13 |     |
| 02/27 | at Wake Forest     | 34 | 6-12 | 6-11 | 0-0   | 1-1-2 | 1     | 0 | 0 | 18 |     |
| 03/01 | PITTSBURGH         | 25 | 8-12 | 5-9  | 0-0   | 0-2-2 | 1     | 2 | 0 | 21 |     |
| 03/04 | vs. Clemson        | 32 | 1-10 | 1-9  | 0-0   | 0-1-1 | 3     | 0 | 2 | 3  |     |

## 2020-21 GAME-BY-GAME

| Date  | Opponent          | GS | MIN  | FG-A | 3FG-A | FT-A  | O-D-T | A | B  | S  | PTS |
|-------|-------------------|----|------|------|-------|-------|-------|---|----|----|-----|
| 11/25 | JACKSONVILLE      | 29 | 5-12 | 3-10 | 9-11  | 0-3-3 | 4     | 0 | 0  | 22 |     |
| 11/28 | NORTH FLORIDA     | 27 | 5-9  | 2-4  | 1-2   | 0-3-3 | 3     | 0 | 0  | 13 |     |
| 12/3  | FAU               | 34 | 6-15 | 5-12 | 4-4   | 2-4-6 | 1     | 0 | 5  | 21 |     |
| 12/10 | SYRACUSE          | 26 | 2-14 | 2-11 | 0-0   | 1-2-3 | 0     | 0 | 2  | 6  |     |
| 12/14 | NORTH CAROLINA*   | 32 | 4-13 | 2-8  | 1-2   | 0-4-4 | 1     | 0 | 0  | 11 |     |
| 12/20 | at NC State       | 26 | 6-19 | 2-11 | 0-1   | 0-2-0 | 0     | 2 | 14 |    |     |
| 12/31 | NOTRE DAME        | 21 | 3-10 | 2-7  | 0-0   | 1-4-5 | 0     | 0 | 1  | 8  |     |
| 01/3  | CLEMSON           | 30 | 8-17 | 3-9  | 0-1   | 1-1-2 | 2     | 1 | 0  | 19 |     |
| 1/7   | at Wake Forest    | 32 | 6-19 | 2-9  | 2-2   | 0-3-3 | 0     | 1 | 1  | 16 |     |
| 1/10  | at North Carolina | 30 | 5-13 | 4-9  | 5-7   | 0-5-5 | 2     | 0 | 0  | 19 |     |
| 1/17  | at Syracuse       | 15 | 0-4  | 0-3  | 0-0   | 0-0-0 | 0     | 0 | 1  | 0  |     |
| 1/21  | at Pittsburgh     | 35 | 8-24 | 5-18 | 0-0   | 0-4-4 | 3     | 0 | 2  | 21 |     |
| 1/26  | at Louisville     | 27 | 6-13 | 4-7  | 3-3   | 0-3-3 | 1     | 0 | 0  | 19 |     |
| 1/28  | GEORGIA TECH      | 35 | 5-12 | 2-7  | 4-5   | 0-1-1 | 2     | 0 | 0  | 16 |     |
| 2/7   | FLORIDA STATE     | 31 | 5-11 | 0-4  | 2-2   | 0-3-3 | 4     | 0 | 3  | 12 |     |
| 2/11  | VIRGINIA TECH     | 33 | 6-16 | 3-13 | 0-0   | 0-3-3 | 2     | 0 | 1  | 15 |     |
| 2/14  | at Florida St.    | 24 | 2-10 | 0-4  | 0-0   | 0-0-0 | 1     | 0 | 0  | 4  |     |
| 2/16  | at Georgia Tech   | 22 | 3-8  | 1-2  | 0-0   | 1-0-0 | 1     | 0 | 0  | 7  |     |
| 2/18  | BOSTON COLLEGE    | 27 | 4-11 | 3-5  | 0-0   | 2-3-5 | 6     | 0 | 0  | 11 |     |
| 2/25  | WAKE FOREST       | 33 | 4-11 | 3-9  | 1-2   | 0-1-1 | 4     | 0 | 0  | 12 |     |
| 2/28  | at Clemson        | 30 | 5-14 | 1-4  | 1-4   | 1-3-4 | 1     | 0 | 3  | 12 |     |
| 3/4   | vs. Virginia Tech | -  | -    | -    | -     | -     | -     | - | -  | -  | -   |

HURRICANES

| MARSHALL'S CAREER STATISTICS |       | 3-Point |      |          | Free Throws |        |      | Rebounds |      |     |     | Scoring |     |     |    |    |     |     |     |     |     |
|------------------------------|-------|---------|------|----------|-------------|--------|------|----------|------|-----|-----|---------|-----|-----|----|----|-----|-----|-----|-----|-----|
| Season                       | GP-GS | Min.    | Avg. | FG-3FG-A | Pct         | FG-FTA | Pct  | Off      | Def  | Tot | Avg | PF      | FO  | Ast | TO | Bk | Stl | Pts | Avg |     |     |
| 2017-18                      | 31-0  | 599     | 19.3 | 80-221   | .362        | 51-155 | .329 | 37-50    | .740 | 11  | 57  | 68      | 2.2 | 49  | 0  | 39 | 49  | 1   | 25  | 248 | 8.0 |
| 2018-19                      | 34-20 | 792     | 23.3 | 94-248   | .379        | 67-179 | .374 | 11-18    | .611 | 7   | 71  | 78      | 2.3 | 66  | 0  | 60 |     |     |     |     |     |



# LOLA PENDANDE

**FORWARD** **21**

**JUNIOR • 6-4**  
*ALMERIA, SPAIN • UTAH • RIBET ACADEMY*

**As a Sophomore at Utah (2020-21):** Started nine of 21 games played...Averaged 4.7 points and 4.1 rebounds as a sophomore...Tallied three double-digit outings...Totaled five-plus rebounds in eight games...Posted a basket in 17 out of 21 games...Shot better than 50 percent from the field in eight games.

**As a Freshman at Utah (2019-20):** Earned Pac-12 All-Freshman honorable mention status...Saw action in all 31 games, starting 29...Averaged 23.4 minutes, 10.8 points, 5.9 rebounds and 1.1 blocks per game...Reached double-digits in 15 games and led the Utes in rebounding in 16...Totaled 23 games with five-or-more rebounds...Led the team in double-doubles with three...Finished the season ranked seventh in the Pac-12 in total blocks (34) and fifth in blocks per game (1.10)...Paced the Utes in total rebounds (182) and field goal percentage (.576)...Shot 50-percent or better from the floor in 24 games...Scored a career-high 21 points on 8-of-15 shooting against Providence (12/16), adding 10 rebounds, two assists, a block and two steals.

**High School:** Played high school basketball at Ribet Academy in Los Angeles...Named the John R. Wooden Southern California High School Player of the Year in 2018...Los Angeles Times all-area honoree...CIF Southern Section all-open division team member...Averaged 11.7 points, 9.5 rebounds, 2.7 assists and 1.6 blocks per game as a senior at Ribet...Named MaxPreps California All-State honorable mention as a senior after being MaxPreps Player of the Game 14 times at Ribet.

**International Experience:** Played internationally for the Spain National Team...Named the Star of the Generation for the 2000s by the Spanish National Team organization...Saw action at the FIBA European Championships in 2016 and 2017 (U17, U18)...Averaged 4.0 points and 4.1 rebounds for Team Spain in 2016...Played for Daspalomas Costa Canaria in 2017, earning MVP of the Women's Championships as the top scorer and rebounder of the tournament.

**Personal:** Born Mar. 29, 2000...Parents are Joaquim and Fatu...Majoring in Political Science...Chose Miami because the city reminded her of home and for the connection with the coaching staff.

HURRICANES





# 21 | LOLA PENDANDE

## BY THE NUMBERS

| Miscellaneous  | 2020-21 <sup>^</sup> | ACC | Career <sup>^</sup>             |
|----------------|----------------------|-----|---------------------------------|
| Double-Digits  | 3                    | N/A | 18, last at Stanford (2/7/21)   |
| 20+ Points     | -                    | N/A | 2, last vs. Colorado (12/29/19) |
| 10+ Rebounds   | -                    | N/A | 3, last vs. Oregon (3/6/20)     |
| Double Doubles | -                    | N/A | 3, last vs. Oregon (3/6/20)     |

## CAREER HIGHS

| Category            | ACC | Career <sup>^</sup>               |
|---------------------|-----|-----------------------------------|
| Points              | N/A | 21, vs. Providence (12/16/19)     |
| Rebounds            | N/A | 12, vs. Texas Southern (11/22/19) |
| Assists             | N/A | 3*, vs. Stanford (2/14/20)        |
| Steals              | N/A | 3*, vs. Colorado (12/29/19)       |
| Blocks              | N/A | 4*, vs. Colorado (12/29/19)       |
| Field Goals Made    | N/A | 9, vs. Colorado (12/29/19)        |
| Field Goal Attempts | N/A | 15, vs. Providence (12/16/19)     |
| Free Throws Made    | N/A | 9, vs. Oregon State (2/1/20)      |
| Free Throw Attempts | N/A | 11, at Stanford (2/7/21)          |
| 3-Point FGM         | N/A | -                                 |
| 3-Point FGA         | N/A | 1*, vs. UCLA (2/12/21)            |
| Minutes             | N/A | 33, at Oregon (1/5/20)            |

\* Recorded more than once with most recent listed

<sup>^</sup> includes stats from two years at Utah

## 2019-20 GAME-BY-GAME\*

| Date  | Opponent          | GS | MIN | FG-A | 3FG-A | FT-A | O-D-T   | A | B | S | PTS |
|-------|-------------------|----|-----|------|-------|------|---------|---|---|---|-----|
| 11/5  | at Cincinnati     | *  | 21  | 6-8  | 0-0   | 0-0  | 0-0-0   | 1 | 0 | 1 | 12  |
| 11/7  | at Xavier         | *  | 17  | 3-6  | 0-0   | 1-4  | 2-3-5   | 1 | 0 | 0 | 7   |
| 11/16 | South Dakota      | *  | 23  | 7-11 | 0-0   | 5-7  | 3-6-9   | 1 | 1 | 1 | 19  |
| 11/18 | Eastern Wash.     | *  | 15  | 3-3  | 0-0   | 3-3  | 1-4-5   | 1 | 1 | 0 | 9   |
| 11/22 | vs Texas Southern | *  | 27  | 5-7  | 0-0   | 4-4  | 2-10-12 | 2 | 1 | 3 | 14  |
| 11/24 | vs UTSA           | *  | 20  | 6-7  | 0-0   | 0-0  | 1-2-3   | 1 | 1 | 2 | 12  |
| 11/29 | at BYU            | *  | 30  | 2-5  | 0-0   | 2-2  | 4-3-7   | 3 | 1 | 1 | 6   |
| 12/5  | Oral Roberts      | *  | 19  | 5-9  | 0-0   | 1-3  | 1-4-5   | 1 | 4 | 1 | 11  |
| 12/14 | Nevada            | *  | 25  | 6-8  | 0-0   | 0-2  | 3-4-7   | 0 | 3 | 0 | 12  |
| 12/16 | Providence        | *  | 33  | 8-15 | 0-0   | 5-6  | 4-6-10  | 2 | 1 | 2 | 21  |
| 12/20 | Weber St.         | *  | 22  | 8-11 | 0-0   | 2-4  | 4-2-6   | 2 | 2 | 0 | 18  |
| 12/29 | Colorado          | *  | 30  | 9-11 | 0-0   | 2-2  | 2-3-5   | 1 | 4 | 3 | 20  |
| 1/3   | at Oregon St.     | *  | 22  | 0-3  | 0-0   | 3-4  | 0-3-3   | 3 | 0 | 0 | 3   |
| 1/5   | at Oregon         | *  | 33  | 6-9  | 0-0   | 0-0  | 4-3-7   | 0 | 0 | 1 | 12  |
| 1/10  | UCLA              | *  | 23  | 4-8  | 0-0   | 1-2  | 1-2-3   | 1 | 2 | 0 | 9   |
| 1/12  | USC               | *  | 27  | 3-6  | 0-0   | 0-0  | 1-4-5   | 2 | 1 | 1 | 6   |
| 1/17  | at Colorado       | *  | 26  | 4-6  | 0-0   | 3-4  | 1-6-7   | 1 | 2 | 0 | 11  |
| 1/24  | at California     | *  | 20  | 4-11 | 0-0   | 1-2  | 1-5-6   | 0 | 1 | 1 | 9   |
| 1/26  | at Stanford       | *  | 25  | 3-5  | 0-0   | 0-0  | 0-4-4   | 2 | 1 | 1 | 6   |
| 1/30  | Oregon            | *  | 18  | 2-4  | 0-0   | 2-2  | 1-1-2   | 0 | 0 | 1 | 6   |
| 2/1   | Oregon St.        | *  | 28  | 4-10 | 0-0   | 9-9  | 2-2-4   | 2 | 3 | 1 | 17  |
| 2/7   | at Washington     | *  | 18  | 3-6  | 0-0   | 3-3  | 2-3-5   | 2 | 1 | 0 | 9   |
| 2/9   | at Washington St. | *  | 21  | 4-7  | 0-0   | 0-1  | 2-6-8   | 1 | 1 | 1 | 8   |
| 2/14  | Stanford          | *  | 24  | 4-8  | 0-0   | 4-4  | 0-6-6   | 3 | 0 | 2 | 12  |
| 2/16  | California        | *  | 18  | 3-11 | 0-0   | 1-1  | 5-2-7   | 1 | 0 | 0 | 7   |
| 2/21  | Arizona           | *  | 26  | 4-10 | 0-0   | 0-0  | 3-3-6   | 1 | 1 | 1 | 8   |
| 2/23  | Arizona St.       | *  | 30  | 3-5  | 0-0   | 1-2  | 1-8-9   | 0 | 1 | 0 | 7   |
| 2/28  | at USC            | *  | 15  | 3-4  | 0-0   | 2-3  | 2-0-2   | 0 | 1 | 0 | 8   |
| 3/1   | at UCLA           | *  | 15  | 1-1  | 0-0   | 1-2  | 3-4-7   | 0 | 0 | 0 | 3   |
| 3/5   | vs Washington     | *  | 26  | 7-10 | 0-0   | 3-4  | 4-3-7   | 2 | 0 | 0 | 17  |
| 3/6   | vs Oregon         | *  | 29  | 6-11 | 0-0   | 3-5  | 3-7-10  | 1 | 0 | 1 | 15  |

\* at Utah

## 2020-21 GAME-BY-GAME\*

| Date  | Opponent          | GS | MIN | FG-A | 3FG-A | FT-A | O-D-T | A | B | S | PTS |
|-------|-------------------|----|-----|------|-------|------|-------|---|---|---|-----|
| 12/06 | at Oregon         | *  | 18  | 2-6  | 0-0   | 1-4  | 4-4-8 | 2 | 2 | 2 | 5   |
| 12/08 | at Oregon St.     | *  | 17  | 2-8  | 0-1   | 4-5  | 2-6-8 | 0 | 0 | 1 | 8   |
| 12/11 | Montana St.       | *  | 21  | 5-10 | 0-0   | 0-0  | 2-5-7 | 0 | 1 | 0 | 10  |
| 12/14 | at Colorado       | *  | 18  | 1-5  | 0-0   | 0-2  | 2-4-4 | 1 | 1 | 0 | 2   |
| 12/18 | Arizona           | *  | 11  | 1-4  | 0-0   | 0-0  | 2-5-7 | 0 | 1 | 0 | 2   |
| 12/20 | Arizona           | *  | 14  | 0-4  | 0-0   | 0-2  | 2-4-6 | 1 | 1 | 1 | 0   |
| 01/01 | Washington St.    | *  | 13  | 1-1  | 0-0   | 0-2  | 1-1-2 | 1 | 0 | 0 | 2   |
| 01/03 | Washington        | *  | 26  | 5-6  | 0-0   | 0-0  | 2-4-6 | 0 | 1 | 2 | 10  |
| 01/08 | at USC            | *  | 16  | 1-1  | 0-0   | 1-2  | 0-2-2 | 1 | 0 | 0 | 3   |
| 01/10 | at UCLA           | *  | 16  | 2-4  | 0-0   | 4-4  | 0-1-1 | 0 | 0 | 0 | 8   |
| 01/15 | Stanford          | *  | 15  | 1-4  | 0-0   | 0-2  | 2-0-2 | 1 | 0 | 0 | 2   |
| 01/22 | at Arizona        | *  | 15  | 1-3  | 0-0   | 0-0  | 1-3-4 | 0 | 0 | 0 | 2   |
| 01/24 | at Arizona St.    | *  | 6   | 0-1  | 0-0   | 0-0  | 1-1-2 | 0 | 1 | 1 | 0   |
| 01/31 | Oregon St.        | *  | 20  | 2-5  | 0-0   | 5-6  | 3-4-7 | 0 | 3 | 1 | 9   |
| 02/05 | at California     | *  | 22  | 0-2  | 0-0   | 0-0  | 0-3-3 | 1 | 0 | 0 | 0   |
| 02/07 | at Stanford       | *  | 13  | 2-6  | 0-0   | 7-11 | 0-1-1 | 0 | 0 | 0 | 11  |
| 02/12 | UCLA              | *  | 15  | 3-6  | 0-1   | 2-2  | 3-3-6 | 1 | 0 | 0 | 8   |
| 02/14 | USC               | *  | 7   | 0-2  | 0-0   | 1-2  | 2-1-3 | 0 | 0 | 1 | 1   |
| 02/19 | at Washington     | *  | 18  | 4-5  | 0-0   | 0-0  | 2-2-4 | 0 | 1 | 0 | 8   |
| 02/21 | at Washington St. | *  | 3   | 1-1  | 0-0   | 0-0  | 0-0-0 | 0 | 0 | 0 | 2   |
| 03/03 | vs Washington St. | *  | 13  | 1-7  | 0-0   | 3-3  | 2-2-4 | 0 | 0 | 1 | 5   |

\* at Utah

| Season   | PENDANDE'S CAREER STATISTICS* |      |      |         |      |                |      |                    |      |              | Scoring |     |     |     |     |    |     |    |    |     |      |
|----------|-------------------------------|------|------|---------|------|----------------|------|--------------------|------|--------------|---------|-----|-----|-----|-----|----|-----|----|----|-----|------|
|          | GP-GS                         | Min. | Avg. | FG-FGA  | Pct  | 3-Point FG-FGA | Pct  | Free Throws FT-FTA | Pct  | Rebounds Off | Def     | Tot | Avg | Pts | Avg |    |     |    |    |     |      |
| 2019-20* | 31-29                         | 726  | 23.4 | 136-236 | .576 | 0-0            | .000 | 62-85              | .729 | 63           | 119     | 182 | 5.9 | 108 | 4   | 38 | 68  | 34 | 25 | 334 | 10.8 |
| 2020-21* | 21-9                          | 317  | 15.1 | 35-91   | .385 | 0-2            | .000 | 28-47              | .596 | 33           | 54      | 87  | 4.1 | 56  | 3   | 9  | 36  | 12 | 10 | 98  | 4.7  |
| Total*   | 52-38                         | 1043 | 20.1 | 171-327 | .523 | 0-2            | .000 | 90-132             | .682 | 96           | 173     | 269 | 5.2 | 164 | 7   | 47 | 104 | 46 | 35 | 432 | 8.3  |

\* includes stats from two seasons at Utah

HURRICANES



# CHISO OKAFOR

**FORWARD** **22**

**FRESHMAN • 6-1**  
*MATARÓ, SPAIN • IES LLAVANERES*

**International Experience:** Competed at the 2019 FIBA U16 Women's European Championship in Skopje, Macedonia...Averaged 11.6 points and 7.3 rebounds over seven games, helping Spain to a third-place finish...In a victory over France, tallied 23 points and 10 rebounds for second double-double of the tournament.

**Personal:** Born Feb. 25, 2003...Parents are Gloria and Prince...One sister and one brother...Chose Miami over offers from Georgia Tech, South Florida, Minnesota, Ohio, Wake Forest, Pennsylvania, and Missouri...Felt she could more easily integrate into Miami's culture...Enjoys listening to music and shopping...Majoring in Business.

HURRICANES





# PAULA FRAILE RUIZ

FORWARD

23

SOPHOMORE • 6-4

BARCELONA, SPAIN • INSTITUT JOAQUIM BLUME

**As a Freshman (2020-21):** Missed the 2020-21 season due to injury.

**High School:** Spent four seasons competing for Segle XXI Barcelona in the LF2 basketball league in Spain...Averaged 5.0 points and 5.4 rebounds in 23.1 minutes of action per game in 2019-20... Totaled three double-digit outings, including a double-double (12 points, 10 rebounds) on Nov. 17... Competed at the FIBA U18 Women's European Championships – Division B in Sarajevo, Bosnia... Averaged 5.0 points and 3.8 rebounds throughout the tournament, helping Spain to a fifth-place showing...Represented Spain at the 2016 FIBA U16 Women's European Championship – Division B, taking home the bronze...Participated in the 2020 Basketball Without Borders Global Camp held in Chicago as part of NBA All-Star Weekend.

**Personal:** Born March 12, 2002....Enjoys painting, reading and drawing.

HURRICANES



# KARLA ERJAVEC

**GUARD**

**25**

**SENIOR • 5-10**

ZAGREB, CROATIA • WYOMING • SPORT GYMNASIUM

HURRICANES

**As a Junior (2020-21):** Appeared in 17 games for the Canes in 2020-21...Earned her first career start as a Cane against Florida State (2/7)...Started six games throughout the rest of the season... Missed the first five games of the season due to NCAA transfer rules...Was granted immediate eligibility on Dec. 16 thanks to the blanket waiver passed by the NCAA allowing transfers sitting a year in residence to play immediately...Averaged 4.2 points and 2.0 assists per game as a junior... Tallied a bucket in 14 of 17 games played...Posted back-to-back double-digit outings with 13 and 11 points against Georgia Tech (2/16) and Boston College (2/18), respectively...Her 13 points against Georgia Tech set a new career high in scoring at Miami for the junior...Knocked down two-plus 3-pointers on three separate occasions in 2020-21...Recorded 10 multi-assist games, including a pair of five-assist outings...Ranked second on the Canes in 3-point shooting at 31.9 percent (15-of-47).

**As a Sophomore at Wyoming (2019-20):** Started 18 of 20 games played...Averaged 6.4 points, 3.3 rebounds and 3.3 assists per game...Totaled three double-digit outings and tallied three-plus assists in 14 of 20 games played...Finished the season ranked fifth in the Mountain West in assist-to-turnover ratio (1.59) and 11th in assists per game (3.3).

**As a Freshman at Wyoming (2018-19):** Named to the Mountain West All-Freshman Team in 2018-19...Started all 33 games played as a freshman...Helped the Cowgirls to the WNIT Quarterfinals, posting 10.0 points and 2.8 assists per game in the tournament...Set the Wyoming freshman record for assists in a single season (124)...Recorded 13 double-digit outings...Averaged 9.0 points and 3.7 assists per game...Tallied her first-career double-double against San Jose State with 10 points and 10 assists (3/4).

**High School:** Member of the U18 and U20 National Team in Croatia...Represented home country at FIBA U20 Women's European Championship in 2018, averaging 5.7 points and 3.4 assists during the tournament...Led the U19 Croatian team to a championship and was the top scorer... In 2017, averaged 15.1 points, three rebounds and 1.6 assists in the U18 FIBA Women's European Championships...Helped her U18 team to four gold medals in the U18 State Championships and was a finalist in the U16 Championships three times.

**Personal:** Born June 17, 1999 in Zagreb, Croatia...Parents are Mlhaden and Ivana Erjavec...Both parents played basketball professionally...Father served as an assistant coach for the Croatian national team from 2009-11 and again in 2013...One sibling, David...Plans to major in kinesiology and health promotion.





# 25 | KARLA ERJAVEC

## BY THE NUMBERS

| Miscellaneous  | 2020-21 | ACC | Career <sup>^</sup>                   |
|----------------|---------|-----|---------------------------------------|
| Double-Digits  | 4       | -   | 18, last vs. Boston College (2/18/21) |
| 20+ Points     | -       | -   | -                                     |
| 10+ Rebounds   | -       | -   | -                                     |
| Double Doubles | -       | -   | 1, last vs. San Jose State (3/4/19)   |

## CAREER HIGHS

| Category            | ACC                             | Career <sup>^</sup>              |
|---------------------|---------------------------------|----------------------------------|
| Points              | 13, at Georgia Tech (2/16/21)   | 19, vs. South Alabama (3/24/19)  |
| Rebounds            | 3*, vs. Virginia Tech (3/4/21)  | 8, at New Mexico (12/7/19)       |
| Assists             | 5*, at Georgia Tech (2/16/21)   | 10*, vs. San Jose State (3/4/19) |
| Steals              | 2, vs. Virginia Tech (3/4/21)   | 6, vs. Chadron State (11/8/18)   |
| Blocks              | -                               | 1*, vs. Boise State (1/1/20)     |
| Field Goals Made    | 5, at Georgia Tech (3/4/21)     | 7*, at New Mexico (12/7/19)      |
| Field Goal Attempts | 9, vs. Boston College (2/18/21) | 16, vs. San Diego State (1/9/19) |
| Free Throws Made    | 2, vs. Boston College (2/18/21) | 6, vs. Colorado (11/17/19)       |
| Free Throw Attempts | 2*, at Clemson (2/28/21)        | 7, vs. Colorado (11/17/19)       |
| 3-Point FGM         | 3, at Georgia Tech (2/16/21)    | 3*, at Georgia Tech (2/16/21)    |
| 3-Point FGA         | 6, vs. Virginia Tech (3/4/21)   | 7, vs. South Alabama (3/24/19)   |
| Minutes             | 34, vs. Virginia Tech (2/11/21) | 42, at San Diego State (1/20/20) |

\* Recorded more than once with most recent listed

<sup>^</sup> Includes games at Wyoming

HURRICANES

## 2018-19 GAME-BY-GAME\*

| Date  | Opponent             | GS   | MIN  | FG-A | 3FG-A | FT-A  | O-D-T | A | B | S  | PTS |
|-------|----------------------|------|------|------|-------|-------|-------|---|---|----|-----|
| 11/8  | CHADRON STATE        | * 18 | 3-6  | 1-3  | 0-0   | 0-2-2 | 2     | 0 | 6 | 7  |     |
| 11/9  | at Saint Mary's (CA) | * 33 | 5-14 | 3-7  | 0-0   | 0-2-2 | 3     | 1 | 1 | 13 |     |
| 11/13 | UCCS                 | * 20 | 2-6  | 0-1  | 0-0   | 0-2-2 | 4     | 0 | 2 | 4  |     |
| 11/23 | vs North Texas       | * 37 | 3-8  | 2-3  | 0-0   | 1-2-3 | 4     | 0 | 2 | 8  |     |
| 11/24 | at Pacific           | * 25 | 2-6  | 0-4  | 0-0   | 0-1-1 | 2     | 0 | 1 | 4  |     |
| 11/27 | MONTANA STATE        | * 20 | 0-5  | 0-1  | 0-0   | 0-3-3 | 2     | 0 | 1 | 0  |     |
| 12/4  | DENVER               | * 34 | 7-12 | 3-4  | 1-1   | 0-4-4 | 2     | 0 | 2 | 18 |     |
| 12/8  | IDAHO                | * 34 | 2-7  | 0-1  | 1-2   | 0-1-1 | 1     | 0 | 0 | 5  |     |
| 12/20 | SOUTH DAKOTAST       | * 25 | 2-6  | 0-2  | 0-0   | 0-3-3 | 1     | 0 | 0 | 4  |     |
| 01/2  | at Boise St.         | * 36 | 5-13 | 0-2  | 0-0   | 1-2-3 | 4     | 0 | 1 | 10 |     |
| 01/5  | UNLV                 | * 26 | 5-7  | 2-3  | 2-2   | 0-1-1 | 4     | 0 | 0 | 14 |     |
| 01/9  | SAN DIEGO STATE      | * 26 | 7-16 | 3-6  | 0-0   | 0-3-3 | 4     | 1 | 1 | 17 |     |
| 01/12 | at Utah State        | * 36 | 6-9  | 1-4  | 1-2   | 0-0-0 | 4     | 0 | 1 | 14 |     |
| 01/19 | NEW MEXICO           | * 34 | 5-8  | 1-2  | 3-4   | 0-5-5 | 7     | 0 | 1 | 14 |     |
| 01/23 | at San Jose St.      | * 38 | 6-11 | 0-1  | 1-2   | 0-3-5 | 7     | 0 | 1 | 13 |     |
| 01/26 | BOISE STATE          | * 33 | 3-7  | 2-2  | 2-2   | 0-3-3 | 2     | 0 | 2 | 10 |     |
| 01/30 | at Fresno State      | * 36 | 1-5  | 1-4  | 1-2   | 1-1-2 | 4     | 1 | 1 | 4  |     |
| 02/6  | AIR FORCE            | * 35 | 3-6  | 0-1  | 0-0   | 0-4-4 | 10    | 0 | 1 | 6  |     |
| 02/9  | at Colorado State    | * 38 | 4-10 | 0-2  | 1-2   | 0-4-4 | 6     | 0 | 0 | 9  |     |
| 02/13 | UTAH STATE           | * 30 | 1-7  | 0-0  | 5-6   | 0-2-2 | 6     | 0 | 0 | 7  |     |
| 02/16 | at Nevada            | * 39 | 4-10 | 1-3  | 0-0   | 1-4-5 | 4     | 0 | 1 | 9  |     |
| 02/20 | at UNLV              | * 31 | 4-10 | 1-4  | 0-0   | 0-4-4 | 2     | 0 | 1 | 9  |     |
| 02/23 | COLORADO STATE       | * 21 | 3-10 | 1-4  | 0-0   | 0-2-2 | 1     | 1 | 0 | 7  |     |
| 02/27 | FRESNO STATE         | * 33 | 2-8  | 1-5  | 0-0   | 0-3-3 | 1     | 0 | 0 | 5  |     |
| 03/2  | at Air Force         | * 39 | 0-5  | 0-2  | 1-2   | 0-4-4 | 3     | 0 | 1 | 1  |     |
| 03/4  | SAN JOSE STATE       | * 30 | 4-10 | 2-7  | 0-0   | 0-2-2 | 10    | 1 | 0 | 10 |     |
| 03/7  | at New Mexico        | * 26 | 3-11 | 0-2  | 0-0   | 0-0-0 | 1     | 0 | 0 | 6  |     |
| 03/11 | vs Utah State        | * 33 | 4-9  | 2-3  | 0-0   | 0-5-5 | 6     | 0 | 0 | 10 |     |
| 03/12 | vs San Diego State   | * 35 | 5-12 | 2-5  | 4-4   | 0-4-4 | 4     | 1 | 0 | 16 |     |
| 03/13 | vs Boise State       | * 33 | 3-7  | 1-1  | 1-2   | 0-2-2 | 2     | 0 | 0 | 8  |     |
| 03/21 | N. COLORADO          | * 31 | 2-8  | 0-2  | 4-4   | 1-0-1 | 5     | 0 | 0 | 8  |     |
| 03/24 | SOUTH ALABAMA        | * 36 | 7-15 | 2-7  | 3-3   | 0-3-3 | 2     | 0 | 0 | 19 |     |
| 03/28 | PEPPERDINE           | * 35 | 3-7  | 1-1  | 1-2   | 0-1-1 | 3     | 0 | 0 | 8  |     |
| 3/31  | at Arizona           | * 38 | 1-6  | 0-0  | 3-4   | 0-0-0 | 1     | 0 | 1 | 5  |     |

\* at Wyoming

## 2019-20 GAME-BY-GAME\*

| Date  | Opponent            | GS   | MIN  | FG-A | 3FG-A | FT-A  | O-D-T | A | B | S  | PTS |
|-------|---------------------|------|------|------|-------|-------|-------|---|---|----|-----|
| 11/6  | COL. CHRISTIAN      | * 28 | 6-10 | 2-4  | 0-0   | 0-4-4 | 3     | 0 | 0 | 14 |     |
| 11/10 | SAINT MARY'S        | * 34 | 0-5  | 0-0  | 2-2   | 0-3-3 | 2     | 1 | 1 | 2  |     |
| 11/14 | at Denver           | * 26 | 1-8  | 0-3  | 0-0   | 1-2-3 | 2     | 0 | 2 | 2  |     |
| 11/17 | COLORADO            | * 28 | 1-5  | 0-2  | 6-7   | 0-1-1 | 3     | 0 | 2 | 8  |     |
| 11/23 | at South Dakota St. | * 36 | 3-6  | 0-1  | 0-0   | 0-2-2 | 4     | 0 | 0 | 6  |     |
| 11/25 | at North Dakota St. | * 37 | 2-5  | 1-4  | 2-2   | 0-7-7 | 7     | 0 | 0 | 7  |     |
| 12/4  | at Air Force        | * 36 | 6-10 | 2-3  | 1-1   | 0-6-6 | 2     | 0 | 1 | 15 |     |
| 12/7  | at New Mexico       | * 37 | 7-15 | 3-6  | 0-0   | 2-6-8 | 6     | 1 | 0 | 17 |     |
| 12/12 | MISS. VALLEY        | * 15 | 1-3  | 1-2  | 0-0   | 0-2-2 | 5     | 0 | 1 | 3  |     |
| 12/15 | N. COLORADO         | * 32 | 2-11 | 0-6  | 0-2   | 0-5-5 | 4     | 0 | 0 | 4  |     |
| 12/17 | GOZAGA              | * 35 | 2-12 | 1-3  | 0-0   | 0-4-4 | 3     | 0 | 1 | 5  |     |
| 01/11 | BOISE STATE         | * 26 | 3-10 | 0-1  | 3-3   | 0-4-4 | 4     | 1 | 1 | 9  |     |
| 01/4  | COLORADO ST.        | * 37 | 2-10 | 1-4  | 2-2   | 0-2-2 | 4     | 0 | 0 | 7  |     |
| 01/8  | at San Diego State  | * 42 | 2-7  | 1-5  | 2-4   | 0-2-2 | 6     | 0 | 0 | 7  |     |
| 01/11 | at UNLV             | * 28 | 1-4  | 0-1  | 0-0   | 0-5-5 | 3     | 0 | 0 | 2  |     |
| 01/15 | NEVADA              | * 20 | 3-6  | 2-2  | 0-0   | 0-2-2 | 1     | 0 | 0 | 8  |     |
| 01/18 | at Fresno State     | * 27 | 1-5  | 1-2  | 0-0   | 1-1-2 | 3     | 0 | 0 | 3  |     |
| 01/22 | SAN DIEGO STATE     | * 22 | 1-2  | 1-1  | 0-0   | 0-2-2 | 1     | 0 | 0 | 3  |     |
| 02/24 | at Nevada           | 12   | 2-4  | 1-2  | 1-1   | 0-0-0 | 1     | 0 | 0 | 6  |     |
| 02/27 | FRESNO STATE        | 8    | 0-3  | 0-2  | 0-0   | 0-1-1 | 1     | 0 | 0 | 0  |     |
| 03/2  | vs Utah St.         | 10   | 0-2  | 0-1  | 2-2   | 0-1-1 | 1     | 0 | 0 | 2  |     |
| 03/3  | vs Boise St.        | 17   | 3-5  | 0-0  | 2-2   | 0-1-1 | 4     | 0 | 0 | 8  |     |

\* at Wyoming

## 2020-21 GAME-BY-GAME


| Date  | Opponent          | GS   | MIN | FG-A | 3FG-A | FT-A  | O-D-T | A | B | S  | PTS |
|-------|-------------------|------|-----|------|-------|-------|-------|---|---|----|-----|
| 11/25 | JACKSONVILLE      | -    | -   | -    | -     | -     | -     | - | - | -  | -   |
| 11/28 | NORTH FLORIDA     | -    | -   | -    | -     | -     | -     | - | - | -  | -   |
| 12/3  | FAU               | -    | -   | -    | -     | -     | -     | - | - | -  | -   |
| 12/10 | SYRACUSE          | -    | -   | -    | -     | -     | -     | - | - | -  | -   |
| 12/14 | NORTH CAROLINA    | -    | -   | -    | -     | -     | -     | - | - | -  | -   |
| 12/20 | at NC State       | 24   | 1-8 | 1-4  | 0-0   | 0-0-0 | 2     | 0 | 1 | 3  |     |
| 12/31 | Notre Dame        | 19   | 1-5 | 0-3  | 0-0   | 1-1-2 | 2     | 0 | 1 | 2  |     |
| 1/3   | Clemson           | 13   | 1-3 | 1-3  | 0-0   | 0-1-1 | 1     | 0 | 1 | 3  |     |
| 1/7   | at Wake Forest    | 15   | 0-2 | 0-0  | 0-0   | 0-0-0 | 1     | 0 | 0 | 0  |     |
| 1/10  | at North Carolina | 19   | 2-3 | 2-3  | 0-0   | 0-2-2 | 2     | 0 | 0 | 6  |     |
| 1/17  | at Syracuse       | 15   | 1-1 | 0-0  | 0-0   | 0-0-0 | 0     | 0 | 1 | 2  |     |
| 1/21  | at Pittsburgh     | 19   | 2-5 | 1-2  | 0-0   | 0-1-1 | 0     | 0 | 1 | 5  |     |
| 1/26  | at Louisville     | 18   | 1-3 | 1-2  | 0-0   | 0-1-1 | 3     | 0 | 0 | 3  |     |
| 1/28  | Georgia Tech      | 19   | 2-5 | 1-4  | 0-0   | 0-0-0 | 0     | 0 | 0 | 5  |     |
| 2/7   | Florida St.       | * 25 | 2-3 | 0-1  | 0-0   | 0-0-0 | 3     | 0 | 1 | 4  |     |
| 2/11  | Virginia Tech     | * 35 | 0-6 | 0-3  | 0-0   | 0-3-3 | 5     | 0 | 0 | 0  |     |
| 2/14  | at Florida St.    | * 23 | 0-4 | 0-2  | 0-0   | 1-2-3 | 4     | 0 | 0 | 0  |     |
| 2/16  | at Georgia Tech   | * 33 | 5-8 | 3-5  | 0-0   | 0-2-2 | 5     | 0 | 0 | 13 |     |
| 2/18  | Boston College    | * 23 | 4-9 | 1-4  | 2-2   | 0-1-1 | 2     | 0 | 1 | 11 |     |
| 2/25  | Wake Forest       | 16   | 1-3 | 1-2  | 0-0   | 0-0-0 | 1     | 0 | 0 | 3  |     |
| 2/28  | at Clemson        | 21   | 3-5 | 2-3  | 1-2   | 0-2-2 | 1     | 0 | 0 | 9  |     |
| 3/4   | vs Virginia Tech  | * 29 | 1-8 | 1-6  | 0-0   | 1-2-3 | 2     | 0 | 2 | 3  |     |

## ERJAVEC'S CAREER STATISTICS\*

| Season   | GP-GS | Min. | Avg. | 3-Point |      |        | Free Throws |        |      | Rebounds |     |       | Scoring |     |    |     |     |     |     |     |     |
|----------|-------|------|------|---------|------|--------|-------------|--------|------|----------|-----|-------|---------|-----|----|-----|-----|-----|-----|-----|-----|
|          |       |      |      | FG-3A   | Pct  | FG-3A  | Pct         | FT-FTA | Pct  | Off      | Def | Total | Avg     | PF  | FO | Ast | TO  | Blk | Stl | Pts | Avg |
| 2018-19* | 34-34 | 1073 | 31.5 | 117-297 | .394 | 33-99  | .333        | 35-46  | .761 | 7        | 82  | 89    | 2.6     | 58  | 0  | 124 | 90  | 6   | 28  | 302 | 8.9 |
| 2019-20* | 22-18 | 592  | 26.9 | 49-148  | .331 | 17-55  | .309        | 23-28  | .821 | 4        | 63  | 67    | 3.0     | 31  | 0  | 70  | 44  | 3   | 9   | 138 | 6.3 |
| 2020-21  | 17-6  | 365  | 21.5 | 27-81   | .333 | 15-47  | .319        | 3-4    | .750 | 3        | 18  | 21    | 1.2     | 22  | 0  | 34  | 20  | 0   | 9   | 72  | 4.2 |
| UM TOTAL | 17-6  | 365  | 21.5 | 27-81   | .333 | 15-47  | .319        | 3-4    | .750 | 3        | 18  | 21    | 1.2     | 22  | 0  | 34  | 20  | 0   | 9   | 72  | 4.2 |
| TOTAL*   | 73-58 | 2030 | 27.8 | 193-526 | .367 | 65-201 | .323        | 61-78  | .782 | 14       | 163 | 177   | 2.4     | 111 | 0  | 228 | 154 | 9   | 46  | 512 | 7.0 |

\* includes stats from two years at Wyoming





# MAEVA DJALDI-TABDI

**FORWARD 33**

**GRADUATE STUDENT • 6-4**

*PARIS, FRANCE • SYRACUSE • JEAN MOULIN*

**As a Redshirt Junior at Syracuse (2020-21):** Played in all 24 games for the Orange, starting two... Averaged 4.7 points and 2.7 rebounds...Tallied three double-digit outings, including back-to-back double-figure performances in the ACC Tournament...Recorded six multi-block games.

**As a Redshirt Sophomore at Syracuse (2019-20):** Saw action in all 31 games...Averaged 16.5 minutes, 8 points, 3.5 rebounds and 1.5 blocks per game...Scored in double digits in 13 games... Had a double-double with a season-high 10 rebounds and 16 points against Oregon...Was perfect from the free-throw line in 10 games and shot 75.6 percent from the line on the season.

**As a Redshirt Freshman at Syracuse (2018-19):** Earned All-ACC Freshman Team Honors in her rookie season...Twice named ACC Rookie of the Week (11/19 & 12/3)...Averaged 8.9 points per game and 4.8 rebounds per game...Tallied double-digit points in 15 contests this season, including a career-high 19 points versus Bucknell (11/18)...Ranked first on the team in offensive rebounds (75) and blocks (36)...Secured her first career double-double versus Texas A&M (11/14), recording 15 points and 11 rebounds...Ranked second on the team in field goal percentage, shooting 54.2% from the field this season...Finished fourth on the team in points (301) and points per game (8.9).

**As a Freshman at Syracuse (2017-18):** Redshirt season.

**High School:** Named the No. 27 player in her class and seventh-best forward by ESPNW HoopGurlz... Five-star recruit.

**International Experience:** Won a gold medal in 3x3 basketball with France at the 2019 NAOC World Beach Games in Doha, Qatar...Member of the French U20 National Team at the 2018 FIBA European Championship in Sopron, Hungary...Lost to eventual champion Spain, 51-50, in the quarterfinal...Helped France to a fourth-place showing at the 2017 FIBA U20 European Championship...Averaged 12.0 points, 12.1 rebounds, and 1.7 assists per contest...Ranked second among European Championship competitors in rebounding...Helped France to a fifth-place finish at the 2017 FIBA U19 World Cup in Italy...Tallied 9.3 points, 8.7 rebounds, and 1.7 assists per outing in six games played...Eighth among World Cup competitors in rebounding...Represented France at the 2015 U18 European Championship in Slovenia...Registered 6.3 points and 5.6 rebounds per contest in nine games played.

**Personal:** Born December 1998 in Cayenne, French Guiana...Daughter of Gazinala Ngouloum... One brother and one sister... Sister, Mousdandy, currently plays professional basketball in France.

# 33 | MAEVA DJALDI-TABDI

## BY THE NUMBERS

| Miscellaneous  | 2020-21 | ACC | Career <sup>^</sup>              |
|----------------|---------|-----|----------------------------------|
| Double-Digits  | 3       | 16  | 31, last vs. Louisville (3/6/21) |
| 20+ Points     | -       | -   | -                                |
| 10+ Rebounds   | -       | -   | 2, last vs. Oregon (11/24/19)    |
| Double Doubles | -       | -   | 2, last vs. Oregon (11/24/19)    |

## CAREER HIGHS

| Category            | ACC                             | Career <sup>^</sup>             |
|---------------------|---------------------------------|---------------------------------|
| Points              | 18, at Virginia Tech (1/6/19)   | 19, vs Bucknell (11/18/18)      |
| Rebounds            | 8, vs Pittsburgh (2/21/19)*     | 11, vs Texas A&M (11/14/18)     |
| Assists             | 5, vs Boston College (2/25/21)  | 5, vs Boston College (2/25/21)  |
| Steals              | 2, vs North Carolina (1/19/21)* | 2, vs North Carolina (1/19/21)* |
| Blocks              | 4, vs NC State (2/28/21)        | 5, vs Niagara (12/17/18)*       |
| Field Goals Made    | 8, vs Boston College (2/10/19)* | 8, vs Boston College (2/10/19)* |
| Field Goal Attempts | 13, vs Georgia Tech (1/16/20)*  | 13, vs Georgia Tech (1/16/20)*  |
| Free Throws Made    | 8, vs Louisville (2/09/20)      | 8, vs Louisville (2/09/20)      |
| Free Throw Attempts | 10, vs Louisville (2/09/20)     | 10, vs Louisville (2/09/20)     |
| 3-Point FGM         | 3, vs Pittsburgh (1/28/21)      | 3, vs Pittsburgh (1/28/21)      |
| 3-Point FGA         | 4, vs NC State (2/28/21)*       | 6, vs Florida St. (3/05/21)     |
| Minutes             | 26, Miami (1/23/19)*            | 40, vs Louisville (3/6/21)      |

\* Recorded more than once with most recent listed

<sup>^</sup> Includes games at Syracuse





# 33 MAEVA DJALDI-TABDI

## 2018-19 GAME-BY-GAME\*

## 2019-20 GAME-BY-GAME\*

| Date  | Opponent           | GS | MIN  | FG-A | 3FG-A | FT-A | O-D-T | A | B | S  | PTS |
|-------|--------------------|----|------|------|-------|------|-------|---|---|----|-----|
| 11/06 | North Dakota       | 19 | 3.9  | 0-0  | 1-2   | 0-3  | 0     | 1 | 0 | 7  |     |
| 11/10 | at Oregon          | 15 | 4.8  | 0-0  | 0-0   | 3-6  | 1     | 1 | 0 | 8  |     |
| 11/14 | Texas A&M          | 30 | 6-11 | 0-0  | 3-5   | 1-10 | 11    | 3 | 0 | 15 |     |
| 11/18 | Bucknell           | 21 | 7-10 | 0-0  | 5-6   | 3-8  | 0     | 1 | 1 | 19 |     |
| 11/22 | vs K-STATE         | 21 | 1-3  | 0-0  | 2-2   | 0-1  | 0     | 2 | 1 | 4  |     |
| 11/23 | vs PRINCETON       | 18 | 4-6  | 0-1  | 1-3   | 2-6  | 1     | 0 | 0 | 9  |     |
| 11/23 | vs DEPAUL          | 13 | 1-2  | 0-0  | 4-4   | 2-3  | 0     | 0 | 1 | 6  |     |
| 11/29 | at Minnesota       | 25 | 4-8  | 0-1  | 2-2   | 0-3  | 1     | 5 | 0 | 10 |     |
| 12/02 | TOWSON             | 18 | 7-13 | 0-0  | 1-3   | 4-3  | 1     | 1 | 0 | 15 |     |
| 12/05 | MD Eastern Shore   | 21 | 6-8  | 0-0  | 2-4   | 4-9  | 1     | 0 | 0 | 14 |     |
| 12/17 | Niagara            | 19 | 5-7  | 0-0  | 0-0   | 1-3  | 4     | 1 | 5 | 10 |     |
| 12/21 | vs Duquesne        | 19 | 6-10 | 0-0  | 3-4   | 6-0  | 0     | 0 | 0 | 15 |     |
| 12/22 | vs UCF             | 16 | 3-3  | 0-0  | 1-2   | 3-1  | 4     | 0 | 2 | 7  |     |
| 01/03 | at Clemson         | 14 | 0-4  | 0-0  | 0-2   | 4-2  | 0     | 1 | 1 | 0  |     |
| 01/06 | at Virginia Tech   | 24 | 8-10 | 0-0  | 2-4   | 3-4  | 0     | 2 | 1 | 18 |     |
| 01/13 | North Carolina     | 5  | 2-2  | 0-0  | 0-0   | 0-0  | 0     | 0 | 0 | 4  |     |
| 01/17 | at Pitt            | 20 | 7-7  | 0-0  | 2-3   | 4-4  | 0     | 1 | 0 | 16 |     |
| 01/20 | at Georgia Tech    | 26 | 4-11 | 0-0  | 2-3   | 3-6  | 0     | 0 | 1 | 10 |     |
| 01/23 | RV#23 Miami        | 26 | 4-9  | 0-0  | 0-0   | 3-3  | 1     | 0 | 0 | 8  |     |
| 01/27 | at Duke            | 16 | 4-7  | 0-0  | 1-1   | 3-2  | 0     | 1 | 0 | 9  |     |
| 01/31 | Virginia           | 10 | 4-8  | 0-0  | 0-0   | 1-3  | 0     | 2 | 0 | 8  |     |
| 02/07 | at Louisville      | 12 | 2-6  | 0-0  | 0-0   | 1-2  | 0     | 0 | 0 | 4  |     |
| 02/10 | Boston College     | 14 | 8-12 | 0-0  | 0-1   | 2-4  | 1     | 2 | 2 | 16 |     |
| 02/13 | NC State           | 15 | 3-9  | 0-0  | 0-0   | 2-6  | 0     | 0 | 0 | 6  |     |
| 02/17 | Wake Forest        | 14 | 4-10 | 0-0  | 2-2   | 2-0  | 0     | 1 | 0 | 10 |     |
| 02/21 | Pittsburgh         | 17 | 3-4  | 0-0  | 4-4   | 3-8  | 0     | 1 | 0 | 10 |     |
| 02/25 | Notre Dame         | 15 | 5-11 | 0-0  | 0-2   | 5-16 | 1     | 1 | 0 | 10 |     |
| 02/28 | at Florida State   | 12 | 2-4  | 0-0  | 1-1   | 0-0  | 0     | 0 | 1 | 5  |     |
| 03/03 | at Boston College  | 7  | 1-5  | 0-0  | 0-0   | 3-1  | 0     | 0 | 0 | 2  |     |
| 03/07 | vs Virginia        | 16 | 2-2  | 0-0  | 0-0   | 1-4  | 1     | 0 | 0 | 4  |     |
| 03/08 | vs Miami           | 11 | 1-3  | 0-0  | 2-5   | 4-15 | 0     | 0 | 0 | 4  |     |
| 03/09 | vs Notre Dame      | 14 | 3-6  | 0-1  | 0-0   | 2-4  | 0     | 0 | 0 | 6  |     |
| 03/23 | Fordham            | 13 | 5-8  | 0-0  | 0-0   | 1-2  | 0     | 1 | 1 | 10 |     |
| 03/25 | South Dakota State | 14 | 1-4  | 0-0  | 0-0   | 2-3  | 0     | 2 | 0 | 2  |     |

\* at Syracuse

| Date  | Opponent          | GS | MIN  | FG-A | 3FG-A | FT-A | O-D-T | A | B | S  | PTS |
|-------|-------------------|----|------|------|-------|------|-------|---|---|----|-----|
| 11/05 | Ohio              | 15 | 0-2  | 0-0  | 0-0   | 2-2  | 1     | 2 | 1 | 0  |     |
| 11/12 | UMES              | 20 | 2-6  | 1-1  | 0-0   | 3-2  | 5     | 0 | 3 | 0  | 5   |
| 11/16 | Albany (NY)       | 18 | 3-7  | 0-1  | 1-2   | 2-2  | 1     | 2 | 0 | 7  |     |
| 11/24 | Oregon            | 27 | 7-12 | 2-5  | 0-0   | 4-6  | 10    | 2 | 1 | 0  | 16  |
| 11/28 | vs Houston        | 17 | 6-7  | 1-2  | 3-4   | 1-1  | 2     | 0 | 3 | 0  | 16  |
| 11/29 | vs Stanford       | 19 | 2-4  | 2-3  | 4-4   | 2-0  | 2     | 0 | 0 | 10 |     |
| 11/30 | vs Green Bay      | 16 | 0-1  | 0-1  | 3-6   | 0-2  | 0     | 1 | 1 | 3  |     |
| 12/05 | at Michigan       | 14 | 2-4  | 1-2  | 0-0   | 3-0  | 3     | 1 | 1 | 0  | 5   |
| 12/08 | UMBC              | 7  | 1-1  | 0-0  | 1-2   | 0-0  | 0     | 1 | 1 | 3  |     |
| 12/20 | vs Michigan St.   | 16 | 5-6  | 0-0  | 6-6   | 2-2  | 4     | 1 | 1 | 0  | 16  |
| 12/22 | vs West Virginia  | 13 | 2-3  | 0-0  | 4-4   | 0-3  | 0     | 3 | 0 | 8  |     |
| 12/29 | at Louisville     | 16 | 2-5  | 0-0  | 4-4   | 2-6  | 0     | 3 | 0 | 8  |     |
| 01/02 | Florida St.       | 12 | 4-4  | 0-0  | 2-2   | 2-2  | 1     | 0 | 0 | 10 |     |
| 01/05 | Notre Dame        | 12 | 0-3  | 0-0  | 0-2   | 2-6  | 0     | 1 | 0 | 0  |     |
| 01/12 | at Miami (FL)     | 17 | 0-3  | 0-0  | 0-2   | 3-1  | 4     | 0 | 2 | 0  | 0   |
| 01/16 | Georgia Tech      | 23 | 4-13 | 1-1  | 0-0   | 3-2  | 5     | 1 | 1 | 0  | 9   |
| 01/19 | at Pittsburgh     | 18 | 4-8  | 0-0  | 2-4   | 2-1  | 3     | 0 | 1 | 0  | 10  |
| 01/23 | Duke              | 23 | 5-8  | 0-0  | 2-2   | 1-2  | 3     | 0 | 3 | 1  | 12  |
| 01/26 | at Wake Forest    | 12 | 3-5  | 0-0  | 0-0   | 2-2  | 4     | 0 | 2 | 0  | 6   |
| 01/30 | Virginia Tech     | 16 | 6-12 | 0-1  | 0-0   | 2-3  | 5     | 0 | 1 | 1  | 12  |
| 02/02 | at Virginia       | 10 | 1-2  | 0-0  | 4-4   | 0-1  | 0     | 1 | 0 | 6  |     |
| 02/06 | at Boston College | 18 | 3-5  | 0-0  | 2-2   | 1-1  | 2     | 1 | 1 | 8  |     |
| 02/09 | Louisville        | 21 | 2-6  | 0-0  | 8-10  | 2-3  | 5     | 1 | 1 | 1  | 12  |
| 02/13 | at North Carolina | 16 | 2-8  | 0-1  | 2-2   | 2-6  | 2     | 2 | 0 | 6  |     |
| 02/16 | Pittsburgh        | 15 | 4-5  | 0-0  | 2-2   | 1-0  | 1     | 0 | 1 | 10 |     |
| 02/20 | Clemson           | 18 | 3-5  | 0-0  | 2-4   | 5-6  | 0     | 1 | 1 | 8  |     |
| 02/23 | at Notre Dame     | 19 | 3-5  | 0-0  | 2-3   | 3-0  | 3     | 2 | 1 | 8  |     |
| 02/27 | at NC State       | 17 | 4-9  | 0-1  | 2-3   | 0-2  | 0     | 2 | 0 | 10 |     |
| 03/01 | Boston College    | 15 | 6-8  | 0-0  | 1-2   | 2-1  | 2     | 1 | 0 | 13 |     |
| 03/05 | vs Virginia       | 19 | 4-9  | 0-1  | 2-2   | 1-2  | 3     | 1 | 1 | 10 |     |
| 03/06 | vs Louisville     | 15 | 1-2  | 0-1  | 0-0   | 0-1  | 1     | 0 | 1 | 0  | 2   |

\*at Syracuse

## 2020-21 GAME-BY-GAME\*

| Date  | Opponent            | GS | MIN  | FG-A | 3FG-A | FT-A | O-D-T | A | B | S  | PTS |
|-------|---------------------|----|------|------|-------|------|-------|---|---|----|-----|
| 11/29 | at Stony Brook      | 34 | 1-4  | 0-3  | 0-0   | 1-6  | 7     | 0 | 0 | 0  | 2   |
| 12/02 | Lincoln (PA)        | 18 | 1-5  | 1-5  | 0-0   | 2-4  | 6     | 0 | 3 | 1  | 3   |
| 12/06 | Penn St.            | 8  | 2-4  | 1-1  | 3-4   | 2-1  | 3     | 0 | 1 | 0  | 8   |
| 12/10 | at Miami (FL)       | 13 | 0-2  | 0-1  | 1-2   | 1-2  | 3     | 0 | 0 | 0  | 1   |
| 12/17 | at North Carolina   | 16 | 0-5  | 0-2  | 0-0   | 1-1  | 2     | 0 | 2 | 0  | 0   |
| 12/20 | at Boston College   | 7  | 0-0  | 0-0  | 0-0   | 0-0  | 0     | 0 | 0 | 0  | 0   |
| 01/17 | Miami (FL)          | 15 | 2-4  | 2-3  | 0-0   | 1-2  | 3     | 2 | 1 | 2  | 6   |
| 01/19 | North Carolina      | 7  | 2-3  | 0-0  | 0-0   | 0-0  | 2     | 1 | 2 | 4  |     |
| 01/21 | at Louisville       | 7  | 1-1  | 0-0  | 0-0   | 0-0  | 1     | 0 | 0 | 2  |     |
| 01/24 | at Clemson          | 16 | 1-8  | 0-3  | 0-0   | 0-0  | 0     | 1 | 0 | 2  |     |
| 01/28 | Pittsburgh          | 15 | 7-8  | 3-4  | 0-0   | 1-2  | 3     | 0 | 0 | 17 |     |
| 01/31 | Notre Dame          | 9  | 1-2  | 0-0  | 0-0   | 1-0  | 1     | 0 | 0 | 2  |     |
| 02/02 | at Georgia Tech     | 5  | 0-1  | 0-1  | 0-0   | 0-3  | 0     | 0 | 0 | 0  | 0   |
| 02/04 | Wake Forest         | 9  | 2-4  | 0-1  | 2-4   | 0-1  | 1     | 1 | 0 | 6  |     |
| 02/07 | at Pittsburgh       | 12 | 2-5  | 1-2  | 0-0   | 1-0  | 1     | 0 | 0 | 5  |     |
| 02/11 | at Florida St.      | 9  | 2-4  | 2-4  | 0-0   | 0-0  | 0     | 0 | 0 | 6  |     |
| 02/21 | at Virginia Tech    | 12 | 1-2  | 1-1  | 0-0   | 1-1  | 1     | 1 | 0 | 3  |     |
| 02/25 | Boston College      | 14 | 4-4  | 0-0  | 0-0   | 0-2  | 5     | 2 | 0 | 8  |     |
| 02/28 | NC State            | 19 | 4-11 | 1-4  | 0-0   | 2-4  | 6     | 4 | 0 | 9  |     |
| 03/04 | vs Boston College   | 29 | 0-3  | 0-3  | 3-4   | 1-1  | 2     | 1 | 0 | 3  |     |
| 03/05 | vs Florida St.      | 34 | 3-8  | 1-6  | 4-4   | 1-6  | 7     | 2 | 1 | 11 |     |
| 03/06 | vs Louisville       | 40 | 5-10 | 0-4  | 1-1   | 3-6  | 3     | 0 | 0 | 11 |     |
| 03/21 | vs South Dakota St. | 14 | 1-5  | 0-0  | 0-0   | 1-1  | 2     | 0 | 0 | 2  |     |
| 03/23 | vs UConn            | 25 | 1-3  | 0-1  | 0-0   | 1-3  | 1     | 2 | 0 | 2  |     |

\* at Syracuse

| DJALDI-TABDI'S CAREER STATISTICS |       |      |      | 3-Point |     | Free Throws |      | Rebounds |      |             |     | Scoring |    |     |     |     |     |     |     |
|----------------------------------|-------|------|------|---------|-----|-------------|------|----------|------|-------------|-----|---------|----|-----|-----|-----|-----|-----|-----|
| Season                           | GP-GS | Min. | Avg. | FG-FGA  | Pct | FG-FGA      | Pct  | FT-FTA   | Pct  | Off-Def-Tot | Avg | PF      | FO | Ast | TO  | Blk | Stl | Pts | Avg |
| 2018-19*                         | 34-0  | 574  | 16.9 | 130-240 | 542 | 0-3         | .000 | 41-65    | .631 | 75-88-163   | 4.8 | 99      | 2  | 11  | 86  | 36  | 11  | 301 | 8.9 |
| 2019-20*                         | 31-0  | 512  | 16.5 | 91-178  | 511 | 8-21        | .381 | 59-78    | .756 | 53-55-108   | 3.5 | 97      | 4  | 15  | 70  | 45  | 10  | 249 | 8.0 |
| 2020-21*                         | 24-2  | 388  | 16.2 | 43-106  | 406 | 13-49       | .265 | 14-19    | .737 | 21-43-64    | 2.7 | 64      | 2  | 19  | 32  | 22  | 6   | 113 | 4.7 |
| TOTAL*                           | 89-2  | 1474 | 16.6 | 264-524 | 504 | 21-73       | .288 | 114-162  | .704 | 149-186-335 | 3.8 | 260     | 8  | 45  | 188 | 103 | 27  | 663 | 7.4 |

\*Includes stats from three years at Syracuse

HURRICANES



# NAOMI MBANDU

**FORWARD 35**

**SENIOR • 6-2**

*AMIENS, FRANCE • GULF COAST STATE • INSEP*

HURRICANES

**As a Junior (2020-21):** Started 16 of 22 games played in 2020-21, earning her first career start against Notre Dame (12/31)...Totaled six double-digit outings as a junior, including four in a row from Jan. 21 to Feb. 7...Paced Miami in free throw shooting this season (min. 20 attempts), pouring in 82.7 percent of her shots from the charity stripe...Ranked second on the team in both rebounding (4.7) and field goal percentage (.466) and fourth in scoring (8.0)...Recorded the first double-double of her career with 17 points and 11 rebounds at Louisville (1/26)...Her 17 points and 11 boards against the Cardinals also set new career highs in scoring and rebounding, respectively...Tallied a bucket in 20 of 22 games played...Boasted a 21-game scoring streak...The only game she did not score in was the season opener against Jacksonville (11/25), her first game as a Cane...Hauled in five or more rebounds on nine separate occasions in 2020-21...The only Cane to post 30-plus steals and 30-plus assists this season.

**As a Sophomore at Gulf Coast State College (2019-20):** Considered the No. 2 junior college prospect in the nation by ASGR Basketball...Started all 28 games played, the only Commodore to do so...Averaged 14.6 points, 5.9 rebounds and 1.4 assists per game...Ranked third on the team in both scoring (14.6) and rebounding (5.9)...Paced the Commodores in minutes per game (32.8)...Helped Gulf Coast State to a 23-5 record...Helped team finish fourth at the NJCAA Division I Women's Basketball National Championship.

**As a Freshman at Gulf Coast State College (2018-19):** Averaged 8.5 points, 3.3 rebounds and 2.2 assists...Won the NJCAA Division I national title, the sixth in program history and third in four year... Totaled 12 points, four rebounds, five assists and four steals in Commodores' 68-62 victory over New Mexico in the national championship game.

**Prior to Gulf Coast State:** Represented her country at the 2019 FIBA U20 Women's European Championship in August...Averaged 2.9 points and 2.0 rebounds in tournament, helping France to a third-place finish...Member of Le Centre Fédéral de Basketball (Federal Basketball Center), a club that brings together players of INSEP...Competes in Ligue2...Former teammate of current Cane, Kenza Salgues, at FBC.

**Personal:** Born Jan. 19, 1999...Enjoys shopping and traveling...Aspires to play professional basketball upon graduation.





# 35 | NAOMI MBANDU

## BY THE NUMBERS

| Miscellaneous  | 2020-21 | ACC | Career                       |
|----------------|---------|-----|------------------------------|
| Double-Digits  | 6       | 6   | 6, vs. Wake Forest (2/25/21) |
| 20+ Points     | -       | -   | -                            |
| 10+ Rebounds   | 1       | 1   | 1, at Louisville (1/26/21)   |
| Double Doubles | 1       | 1   | 1, at Louisville (1/26/21)   |

## CAREER HIGHS

| Category            | ACC                            | Career                         |
|---------------------|--------------------------------|--------------------------------|
| Points              | 17, at Louisville (1/26/21)    | 17, at Louisville (1/26/21)    |
| Rebounds            | 11, at Louisville (1/26/21)    | 11, at Louisville (1/26/21)    |
| Assists             | 4*, vs. Florida State (2/7/21) | 4*, vs. Florida State (2/7/21) |
| Steals              | 5, at Clemson (2/28/21)        | 5, at Clemson (2/28/21)        |
| Blocks              | 1*, vs. Virginia Tech (3/4/21) | 1*, vs. Virginia Tech (3/4/21) |
| Field Goals Made    | 7, vs. Florida State (2/7/21)  | 7, vs. Florida State (2/7/21)  |
| Field Goal Attempts | 12, at Pittsburgh (1/21/21)    | 12, at Pittsburgh (1/21/21)    |
| Free Throws Made    | 5*, at Louisville (1/26/21)    | 5*, at Louisville (1/26/21)    |
| Free Throw Attempts | 8, at Syracuse (1/17/21)       | 8, at Syracuse (1/17/21)       |
| 3-Point FG Made     | 2, at Pittsburgh (1/21/21)     | 2, at Pittsburgh (1/21/21)     |
| 3-Point FG Attempts | 4*, at Pittsburgh (1/21/21)    | 4*, at Pittsburgh (1/21/21)    |
| Minutes             | 32, vs. Georgia Tech (1/28/21) | 32, vs. Georgia Tech (1/28/21) |

\*Recorded more than once with most recent listed

## 2020-21 GAME-BY-GAME

| Date  | Opponent          | GS   | MIN  | FG-A | 3FG-A | FT-A   | O-D-T | A | B | S  | PTS |
|-------|-------------------|------|------|------|-------|--------|-------|---|---|----|-----|
| 11/25 | JACKSONVILLE      | 15   | 0-2  | 0-2  | 0-0   | 1-1-2  | 1     | 0 | 2 | 0  |     |
| 11/28 | NORTH FLORIDA     | 18   | 3-8  | 0-4  | 0-0   | 0-1-1  | 1     | 0 | 1 | 6  |     |
| 12/3  | FAU               | 15   | 1-1  | 0-0  | 1-2   | 1-3-4  | 0     | 0 | 0 | 3  |     |
| 12/10 | SYRACUSE          | 22   | 2-7  | 0-0  | 2-2   | 0-5-5  | 1     | 0 | 1 | 6  |     |
| 12/14 | NORTH CAROLINA    | 23   | 1-4  | 1-3  | 4-4   | 1-2-3  | 1     | 0 | 2 | 7  |     |
| 12/20 | at NC State       | 27   | 1-1  | 1-1  | 1-2   | 2-2-4  | 1     | 0 | 0 | 4  |     |
| 12/31 | NOTRE DAME        | * 28 | 2-4  | 0-0  | 0-0   | 1-2-3  | 2     | 0 | 2 | 4  |     |
| 1/3   | CLEMSON           | * 24 | 3-8  | 0-1  | 1-1   | 1-6-7  | 4     | 0 | 1 | 7  |     |
| 1/7   | at Wake Forest    | * 29 | 6-11 | 1-2  | 3-4   | 2-1-3  | 2     | 0 | 0 | 16 |     |
| 1/10  | at North Carolina | * 29 | 3-5  | 1-2  | 0-0   | 0-8-8  | 3     | 1 | 1 | 7  |     |
| 1/17  | at Syracuse       | * 23 | 2-4  | 0-0  | 5-8   | 2-2-4  | 2     | 0 | 1 | 9  |     |
| 1/21  | at Pittsburgh     | * 33 | 4-12 | 2-4  | 5-6   | 4-3-7  | 2     | 1 | 2 | 15 |     |
| 1/26  | at Louisville     | * 29 | 6-9  | 0-0  | 5-5   | 6-5-11 | 1     | 0 | 2 | 17 |     |
| 1/28  | GEORGIA TECH      | * 32 | 5-9  | 1-2  | 0-0   | 1-3-4  | 2     | 0 | 2 | 11 |     |
| 2/7   | FLORIDA STATE     | * 30 | 7-11 | 1-2  | 1-1   | 1-6-7  | 4     | 0 | 1 | 16 |     |
| 2/11  | VIRGINIA TECH     | * 28 | 2-6  | 0-3  | 2-2   | 1-2-3  | 0     | 0 | 1 | 6  |     |
| 2/14  | at Florida St.    | * 27 | 2-4  | 1-1  | 2-2   | 2-5-7  | 2     | 0 | 0 | 7  |     |
| 2/16  | at Georgia Tech   | * 24 | 2-4  | 0-1  | 2-2   | 2-4-6  | 2     | 0 | 2 | 6  |     |
| 2/18  | BOSTON COLLEGE*   | 28   | 3-4  | 1-2  | 1-1   | 2-1-3  | 1     | 0 | 3 | 8  |     |
| 2/25  | WAKE FOREST       | * 30 | 4-8  | 0-0  | 4-6   | 0-4-4  | 0     | 0 | 1 | 12 |     |
| 2/28  | at Clemson        | * 26 | 0-3  | 0-0  | 2-2   | 0-3-3  | 2     | 1 | 5 | 2  |     |
| 3/4   | vs Virginia Tech  | * 31 | 3-8  | 0-3  | 2-2   | 0-5-5  | 2     | 1 | 1 | 8  |     |

HURRICANES

| MBANDU'S CAREER STATISTICS |       |      |      | 3-Point |       |        | Free Throws |        |       | Rebounds |     |     |     | Scoring |    |     |    |     |     |     |     |
|----------------------------|-------|------|------|---------|-------|--------|-------------|--------|-------|----------|-----|-----|-----|---------|----|-----|----|-----|-----|-----|-----|
| Season                     | GP-GS | Min. | Avg. | FG-FGA  | Pct   | FG-FGA | Pct         | FT-FTA | Pct   | Off      | Def | Tot | Avg | PF      | FO | Ast | TO | Blk | Stl | Pts | Avg |
| 2020-21                    | 22-16 | 57.0 | 25.9 | 62-133  | 0.466 | 10-33  | 0.303       | 43-52  | 0.827 | 30       | 74  | 104 | 4.7 | 46      | 0  | 36  | 34 | 4   | 31  | 177 | 8.0 |
| TOTAL                      | 22-16 | 57.0 | 25.9 | 62-133  | 0.466 | 10-33  | 0.303       | 43-52  | 0.827 | 30       | 74  | 104 | 4.7 | 46      | 0  | 36  | 34 | 4   | 31  | 177 | 8.0 |

# HURRICANE ROSTERS

## NUMERICAL ROSTER

| NO. | NAME                       | POS. | HT.  | CL.   | HOMETOWN / HIGH SCHOOL / LAST SCHOOL              |
|-----|----------------------------|------|------|-------|---|
| 0   | Kenza Salgues              | G    | 5-9  | Jr.   | Montpellier, France / National Institute of SE&P  |
| 1   | Moulayna Johnson Sidi Baba | G/F  | 6-1  | Jr.   | Stockholm, Sweden / Solna Gymnasium               |
| 3   | Destiny Harden             | F    | 6-0  | R-Sr. | Chicago, Ill. / Morgan Park / West Virginia       |
| 4   | Jasmyne Roberts            | G    | 5-10 | Fr.   | Jacksonville, Fla. / Bishop Kenny                 |
| 5   | Mykea Gray                 | G    | 5-4  | Sr.   | Upper Marlboro, Md. / National Christian Academy  |
| 12  | Ja'Leah Williams           | G    | 5-9  | Fr.   | Pompano Beach, Fla. / Blanche Ely                 |
| 13  | Lashae Dwyer               | G    | 5-6  | Fr.   | Toronto, Canada / The Webb School                 |
| 20  | Kelsey Marshall            | G    | 5-9  | Gr.   | Davie, Fla. / Miami Country Day School            |
| 21  | Lola Pendande              | F    | 6-1  | Jr.   | Almeria, Spain / Ribet Academy / Utah             |
| 22  | Chiso Okafor               | F    | 6-1  | Fr.   | Mataró, Spain / IES Llavaneres                    |
| 23  | Paula Fraile Ruiz          | F    | 6-4  | So.   | Barcelona, Spain / Institut Joaquim Blume         |
| 25  | Karla Erjavec              | G    | 5-10 | Sr.   | Zagreb, Croatia / Sport Gymnasium / Wyoming       |
| 33  | Maeva Djaldi-Tabdi         | F    | 6-4  | Gr.   | Paris, France / Jean Moulin / Syracuse            |
| 35  | Naomi Mbandu               | F    | 6-2  | Sr.   | Amiens, France / INSEP / Gulf Coast State College |

## COACHING STAFF

**Head Coach:** Katie Meier (Duke '89 [B.A.] & '90 [M.A.], 17th season)

**Assistant Head Coach:** Fitzroy Anthony (Palm Beach Atlantic '08, seventh season)

**Assistant Coach:** Beth Dunkenberger (Randolph-Macon '88, first season)

**Assistant Coach:** Shenise Johnson (Miami '12, first season)

## ROSTER BY CLASS

| Freshmen (4)     | Sophomores (1)    | Juniors (3)        | Seniors (4)    | Graduate (2)       |
|------------------|-------------------|--------------------|----------------|--------------------|
| Lashae Dwyer     | Paula Fraile Ruiz | Lola Pendande      | Karla Erjavec  | Maeva Djaldi-Tabdi |
| Chiso Okafor     |                   | Kenza Salgues      | Mykea Gray     | Kelsey Marshall    |
| Jasmyne Roberts  |                   | Moulayna Sidi Baba | Destiny Harden |                    |
| Ja'Leah Williams |                   |                    | Naomi Mbandu   |                    |

## GEOGRAPHIC BREAKDOWN

|  |  |  |
|--|--|--|
| <b>Canada (1)</b><br>Lashae Dwyer  | <b>France (3)</b><br>Maeva Djaldi-Tabdi<br>Naomi Mbandu<br>Kenza Salgues | <b>Spain (3)</b><br>Paula Fraile Ruiz<br>Chiso Okafor<br>Lola Pendande |
| <b>Croatia (1)</b><br>Karla Erjavec  | <b>Illinois (1)</b><br>Destiny Harden                                    | <b>Sweden (1)</b><br>Moulayna Johnson Sidi Baba                        |
| <b>Florida (3)</b><br>Kelsey Marshall<br>Jasmyne Roberts<br>Ja'Leah Williams | <b>Maryland (1)</b><br>Mykea Gray  |  |

## PRONUNCIATION GUIDE

| Name                       | First       | Last   | Hometown        |
|----------------------------|-------------|--|-----------------|
| Maeva Djaldi-Tabdi         | my-EH-vuh   | zj-ALL-dee TAHB-dee                            |                 |
| Lashae Dwyer               | lah-SHAY    | Dw-eye-ur                                      |                 |
| Karla Erjavec              | CAR-lah     | AIR-yeh-vets                                   | ZAH-greb        |
| Paula Fraile Ruiz          | PAWL-uh     | FRY-leh Roo-eez (only use Ruiz in print media) |                 |
| Mykea Gray                 | My-KEY-uh   |  |                 |
| Naomi Mbandu               | ny-OH-me    | em-bahn-DOO                                    | ah-mee-EN       |
| Katie Meier                |             | MY-urr   |                 |
| Chiso Okafor               | CHEE-so     | oh-kah-FOR                                     | mah-tah-ROE     |
| Lola Pendande              |             |  |                 |
| Kenza Salgues              |             | SAHL-guh                                       | MOHN-piil-ee-AY |
| Moulayna Johnson Sidi Baba | Moo-LAY-nah | See-dee Bah-bah                                |                 |
| Ja'Leah Williams           | juh-LEE-ah  |  |                 |





# 2020-21 REVIEW

|                                       |       |
|---------------------------------------|-------|
| Season In Review .....                | 60    |
| Box Scores .....                      | 61-66 |
| Season Statistics .....               | 67    |
| Conference Statistics .....           | 68    |
| Non-Conference Statistics .....       | 69    |
| Win Statistics .....                  | 70    |
| Loss Statistics .....                 | 71    |
| Home Statistics .....                 | 72    |
| Away Statistics .....                 | 73    |
| Neutral Site Statistics .....         | 74    |
| Team Game-by-Game Comparison .....    | 75    |
| Team Game-by-Game .....               | 76    |
| Opponent Game-by-Game .....           | 77    |
| Team Game Highs .....                 | 78    |
| Team Game Lows .....                  | 79    |
| Opponent Game Highs .....             | 80    |
| Opponent Game Lows .....              | 81    |
| Player Game-by-Game Highs .....       | 82    |
| Double-Doubles .....                  | 82    |
| Player Game Highs .....               | 83    |
| Opponent Player Game Highs .....      | 84    |
| Category Leaders .....                | 85-86 |
| Specialty Statistics .....            | 87    |
| Player Game-by-Game Pts-Reb-Ast ..... | 88    |



## SEASON IN REVIEW



Redshirt junior Destiny Harden had a career-night against the Virginia Tech Hokies at the 2021 ACC Tournament.

### Overview

The Canes finished at .500 or better for the 12th straight season and 13th time under current head coach Katie Meier. Miami improved upon its ACC record from 2019-20, finishing 8-10 in conference play in compared to 7-11 the season before.

In a season full of ups and downs, the Canes had some memorable moments. Miami tallied four wins over top-50 NET teams and six wins over top-70 NET teams.

The Canes recorded a pair of season sweeps against both Clemson and North Carolina and finished tied for ninth in the ACC.

### Veteran Team

In 2020-21, Miami was anchored by an experienced and talented upperclassmen group. The Miami juniors and seniors accounted for 79.3 percent of the Canes' scoring and 62 percent of the team's rebounding. Five upperclassmen recorded 30-plus assists and five tallied double-digit steals.

Both double-figure scorers on the team (Marshall and Harden) were upperclassmen, while Banks, Harden, Mason and Mbandu all averaged four or more rebounds per game.

### Harden Hoops

Redshirt junior Destiny Harden had a breakout year in 2020-21, leading the Canes in rebounding (5.4) and ranking second on the team in scoring (10.7). Harden tallied 10 double-digit outings, including five 20-point efforts.

The forward started 21 of 22 games played in 2020-21 and played some of her best basketball down the stretch. In the final five games of the season, Harden averaged 18.4 points and 6.6 rebounds per game and posted back-to-back 20-point games. In Miami's final game, Harden set new career highs in scoring (27), made field goals (11) and minutes played (39).

She earned the first ACC Player of the Week honor of her career on March 1 after averaging 18.0 points and 4.5 rebounds per game, while shooting 60 percent from the field against Clemson and Wake Forest.

### 1,000-Point Club

Senior Kelsey Marshall became the 29th member of the Miami 1,000-point club this season, finishing the year with 1,133 career points.

A prolific 3-point shooter, 63.8 percent of Marshall's 1,133 points have come from beyond the arc. Marshall joins fellow senior Mykea Gray as the only current Canes to reach the 1,000-point mark.





# BOX SCORES

## GAME ONE

Miami vs. Jacksonville  
Nov. 25, 2020 | Coral Gables, Fla.

| No.    | Name             | Revised 4-2 |      |       |          |       |    |    |    |    |        | Shooting By Period |     |    |    |    |   |   |
|--------|------------------|-------------|------|-------|----------|-------|----|----|----|----|--------|--------------------|-----|----|----|----|---|---|
|        |                  | FG          | 3P   | FT    | Rebounds | Fouls | TP | AS | TO | ST | Blocks | pts                | reb |    |    |    |   |   |
| 5      | Shanahan Hatcher | 7/23        | 3/3  | 0/2   | 0/2      | 3     | 2  | 2  | 2  | 1  | 0      | 0                  | 0   | 30 | 10 | 0  | 0 |   |
| 20     | Makaya Edwards   | 7/23        | 2/4  | 0/0   | 0/0      | 3     | 3  | 3  | 4  | 4  | 1      | 0                  | 0   | 30 | 10 | 0  | 0 |   |
| 21     | Jack Perry       | 1/10        | 0/0  | 0/0   | 0/0      | 3     | 3  | 3  | 4  | 4  | 1      | 0                  | 0   | 0  | 0  | 0  | 0 |   |
| 1      | Deshari Graham   | 0/30        | 0/18 | 0/0   | 0/0      | 5     | 3  | 2  | 0  | 14 | 12     | 2                  | 0   | 0  | 0  | 0  | 0 |   |
| 4      | Alexa Pierce     | 1/10        | 0/0  | 0/0   | 0/0      | 3     | 3  | 3  | 4  | 4  | 1      | 0                  | 0   | 0  | 0  | 0  | 0 |   |
| 12     | Tanya Stangor    | 0/41        | 0/0  | 0/0   | 1/1      | 5     | 0  | 0  | 0  | 0  | 0      | 0                  | 0   | 0  | 0  | 0  | 0 |   |
| 11     | Ashley Malone    | 1/23        | 0/11 | 0/2   | 0/0      | 1     | 1  | 2  | 1  | 1  | 2      | 1                  | 0   | 0  | 0  | 0  | 0 |   |
| 10     | Kassidy Bryant   | 0/57        | 0/1  | 0/0   | 0/0      | 1     | 3  | 0  | 2  | 0  | 2      | 0                  | 0   | 0  | 0  | 0  | 0 |   |
| 22     | Khadija Nwadi    | 0/57        | 0/1  | 0/0   | 0/0      | 1     | 3  | 0  | 2  | 0  | 2      | 0                  | 0   | 0  | 0  | 0  | 0 |   |
| Team   |                  |             |      |       |          |       |    |    |    |    |        | FTS                | 1   | 1  | 0  | 0  |   |   |
| Totals |                  | 25-68       | 5-24 | 15-12 | 12-24    | 36    | 21 | 14 | 58 | 8  | 11     | 10                 | 4   | 2  | 33 | 10 | 0 | 0 |

| No.    | Name              | Revised 4-2 |      |       |          |       |    |    |    |    |        | Shooting By Period |     |   |    |   |   |    |
|--------|-------------------|-------------|------|-------|----------|-------|----|----|----|----|--------|--------------------|-----|---|----|---|---|----|
|        |                   | FG          | 3P   | FT    | Rebounds | Fouls | TP | AS | TO | ST | Blocks | pts                | reb |   |    |   |   |    |
| 3      | Deshari Graham    | 2/19        | 0/9  | 5/9   | 2/4      | 4     | 4  | 1  | 12 | 13 | 0      | 5                  | 6   | 2 | 2  | 0 | 0 | 23 |
| 21     | Brianna Jackson   | 1/10        | 0/0  | 0/0   | 1/5      | 3     | 3  | 3  | 6  | 6  | 1      | 1                  | 1   | 1 | 1  | 0 | 0 | 20 |
| 1      | Makaya Johnson SS | 2/41        | 1/4  | 4/5   | 1        | 6     | 7  | 1  | 6  | 0  | 1      | 0                  | 1   | 1 | 1  | 1 | 0 | 17 |
| 13     | Taylor Mason      | 0/30        | 0/11 | 0/2   | 2/2      | 2     | 2  | 4  | 1  | 1  | 1      | 1                  | 0   | 0 | 0  | 0 | 0 | 20 |
| 20     | Kelley Marshall   | 2/29        | 0/12 | 0/0   | 0/1      | 1     | 1  | 2  | 0  | 0  | 2      | 0                  | 0   | 0 | 0  | 0 | 0 | 17 |
| 8      | Enola Bland       | 1/22        | 0/2  | 0/0   | 1/1      | 2     | 0  | 0  | 0  | 0  | 0      | 0                  | 0   | 0 | 0  | 0 | 0 | 17 |
| 4      | Enola Bland       | 1/22        | 0/2  | 0/0   | 1/1      | 2     | 0  | 0  | 0  | 0  | 0      | 0                  | 0   | 0 | 0  | 0 | 0 | 17 |
| 15     | Jamir Huston      | 0/38        | 0/1  | 0/0   | 0/0      | 0     | 0  | 0  | 0  | 0  | 0      | 0                  | 0   | 0 | 0  | 0 | 0 | 14 |
| 14     | Nyagonyi Gary     | 0/17        | 0/1  | 0/0   | 0/0      | 0     | 0  | 0  | 0  | 0  | 0      | 0                  | 0   | 0 | 0  | 0 | 0 | 14 |
| Team   |                   |             |      |       |          |       |    |    |    |    |        | FTS                | 1   | 1 | 0  | 0 |   |    |
| Totals |                   | 22-66       | 6-23 | 14-29 | 14       | 37    | 51 | 14 | 21 | 12 | 11     | 0                  | 0   | 2 | 17 | 0 | 0 | 12 |

| Biggest Lead     | JAX        |       | Points From Turnovers | JAX MIA | Period | Period by Scoring  |
|------------------|------------|-------|-----------------------|---------|--------|--------------------|
|                  | Score      | Time  |                       |         |        |                    |
| Best Scoring Run | 11:47-1:20 | 14-12 | 10                    | 10      | 1      | 10-14              |
| Lead Changes     | 2          | 1     | 1                     | 1       | 1      | 1                  |
| Times Tied       | 0          | 0     | 0                     | 0       | 0      | 0                  |
| Time with Lead   | 00:31      | 04:41 | 0                     | 0       | 0      | MIA 15 11 16 24 34 |

## GAME TWO

Miami vs. North Florida  
Nov. 28, 2020 | Coral Gables, Fla.

| No.    | Name           | Revised 4-2 |      |     |          |       |    |    |    |    |        | Shooting By Period |     |   |    |   |   |
|--------|----------------|-------------|------|-----|----------|-------|----|----|----|----|--------|--------------------|-----|---|----|---|---|
|        |                | FG          | 3P   | FT  | Rebounds | Fouls | TP | AS | TO | ST | Blocks | pts                | reb |   |    |   |   |
| 11     | AJEEB HANAN    | 2/10        | 1/8  | 2/4 | 1/1      | 0     | 4  | 3  | 2  | 1  | 1      | 0                  | 2   | 0 | 12 | 0 | 0 |
| 14     | Emir Jones     | 1/15        | 0/4  | 0/0 | 1/1      | 3     | 3  | 2  | 0  | 0  | 0      | 0                  | 0   | 0 | 0  | 0 | 0 |
| 40     | Amara Bloomer  | 1/10        | 0/0  | 0/0 | 1/1      | 1     | 1  | 0  | 0  | 0  | 0      | 0                  | 0   | 0 | 0  | 0 | 0 |
| 3      | Tiffany Talbot | 0/20        | 0/8  | 0/0 | 0/0      | 2     | 2  | 1  | 2  | 2  | 4      | 0                  | 1   | 0 | 0  | 0 | 0 |
| 13     | Rhema Moore    | 1/20        | 0/0  | 0/0 | 0/0      | 2     | 2  | 1  | 0  | 0  | 0      | 0                  | 0   | 0 | 0  | 0 | 0 |
| 18     | Rhema Moore    | 1/20        | 0/0  | 0/0 | 0/0      | 2     | 2  | 1  | 0  | 0  | 0      | 0                  | 0   | 0 | 0  | 0 | 0 |
| 21     | Hudson Edwards | 0/14        | 0/0  | 0/0 | 0/0      | 1     | 1  | 1  | 0  | 0  | 0      | 0                  | 0   | 0 | 0  | 0 | 0 |
| 8      | Elisea Hudson  | 1/20        | 0/0  | 0/0 | 0/0      | 3     | 3  | 1  | 2  | 1  | 3      | 1                  | 0   | 0 | 0  | 0 | 0 |
| 23     | Summit Evans   | 1/10        | 0/0  | 0/0 | 0/0      | 1     | 1  | 1  | 0  | 0  | 0      | 0                  | 0   | 0 | 0  | 0 | 0 |
| 15     | Tia Robinson   | 0/30        | 0/1  | 0/0 | 0/0      | 0     | 0  | 0  | 0  | 0  | 0      | 0                  | 0   | 0 | 0  | 0 | 0 |
| 16     | Sara Sims      | 0/40        | 0/0  | 0/0 | 0/0      | 0     | 0  | 0  | 0  | 0  | 0      | 0                  | 0   | 0 | 0  | 0 | 0 |
| Team   |                |             |      |     |          |       |    |    |    |    |        | FTS                | 1   | 1 | 0  | 0 |   |
| Totals |                | 16-58       | 6-27 | 11  | 10       | 21    | 31 | 13 | 12 | 15 | 24     | 2                  | 4   | 3 | 4  | 0 | 0 |

| No.    | Name              | Revised 4-2 |      |     |          |       |    |    |    |    |        | Shooting By Period |     |   |    |   |   |    |
|--------|-------------------|-------------|------|-----|----------|-------|----|----|----|----|--------|--------------------|-----|---|----|---|---|----|
|        |                   | FG          | 3P   | FT  | Rebounds | Fouls | TP | AS | TO | ST | Blocks | pts                | reb |   |    |   |   |    |
| 3      | Deshari Graham    | 1/10        | 0/0  | 0/0 | 0/0      | 0     | 0  | 0  | 0  | 0  | 0      | 0                  | 0   | 0 | 0  | 0 | 0 | 0  |
| 21     | Brianna Jackson   | 1/6         | 0/0  | 1/1 | 3        | 5     | 5  | 1  | 1  | 1  | 1      | 0                  | 1   | 1 | 0  | 0 | 0 | 21 |
| 1      | Makaya Johnson SS | 2/41        | 1/4  | 4/5 | 1        | 6     | 7  | 1  | 6  | 0  | 1      | 0                  | 1   | 1 | 1  | 0 | 0 | 17 |
| 13     | Taylor Mason      | 0/30        | 0/11 | 0/2 | 2/2      | 2     | 2  | 4  | 1  | 1  | 1      | 0                  | 0   | 0 | 0  | 0 | 0 | 20 |
| 20     | Kelley Marshall   | 2/29        | 0/12 | 0/0 | 0/1      | 1     | 1  | 2  | 0  | 0  | 2      | 0                  | 0   | 0 | 0  | 0 | 0 | 17 |
| 8      | Enola Bland       | 1/22        | 0/2  | 0/0 | 1/1      | 2     | 0  | 0  | 0  | 0  | 0      | 0                  | 0   | 0 | 0  | 0 | 0 | 17 |
| 4      | Enola Bland       | 1/22        | 0/2  | 0/0 | 1/1      | 2     | 0  | 0  | 0  | 0  | 0      | 0                  | 0   | 0 | 0  | 0 | 0 | 17 |
| 15     | Jamir Huston      | 0/38        | 0/1  | 0/0 | 0/0      | 0     | 0  | 0  | 0  | 0  | 0      | 0                  | 0   | 0 | 0  | 0 | 0 | 14 |
| 14     | Nyagonyi Gary     | 0/17        | 0/1  | 0/0 | 0/0      | 0     | 0  | 0  | 0  | 0  | 0      | 0                  | 0   | 0 | 0  | 0 | 0 | 14 |
| Team   |                   |             |      |     |          |       |    |    |    |    |        | FTS                | 1   | 1 | 0  | 0 |   |    |
| Totals |                   | 15-72       | 6-21 | 12  | 18       | 27    | 42 | 13 | 13 | 15 | 13     | 2                  | 4   | 2 | 17 | 0 | 0 | 12 |

| Biggest Lead     | UNF        |       | Points From Turnovers | MIA UNF | Period | Period by Scoring  |
|------------------|------------|-------|-----------------------|---------|--------|--------------------|
|                  | Score      | Time  |                       |         |        |                    |
| Best Scoring Run | 11:47-1:20 | 14-12 | 10                    | 10      | 1      | 10-14              |
| Lead Changes     | 2          | 1     | 1                     | 1       | 1      | 1                  |
| Times Tied       | 0          | 0     | 0                     | 0       | 0      | 0                  |
| Time with Lead   | 01:29      | 08:36 | 0                     | 0       | 0      | MIA 15 11 16 24 34 |

## GAME THREE

Miami vs. FAU  
Dec. 3, 2020 | Coral Gables, Fla.

| No.    | Name               | Revised 4-2 |      |       |          |       |    |    |    |    |        | Shooting By Period |     |   |   |    |   |   |
|--------|--------------------|-------------|------|-------|----------|-------|----|----|----|----|--------|--------------------|-----|---|---|----|---|---|
|        |                    | FG          | 3P   | FT    | Rebounds | Fouls | TP | AS | TO | ST | Blocks | pts                | reb |   |   |    |   |   |
| 00     | Ashley Gaye        | 7/22        | 0/3  | 0/0   | 0/0      | 0     | 0  | 2  | 0  | 0  | 1      | 0                  | 1   | 0 | 4 | 0  | 0 |   |
| 2      | Iggly Allen        | 0/15        | 0/0  | 0/0   | 0/0      | 2     | 2  | 2  | 0  | 0  | 0      | 0                  | 0   | 0 | 0 | 0  | 0 |   |
| 3      | Leticia Velazquez  | 0/12        | 0/0  | 0/0   | 0/0      | 2     | 2  | 2  | 0  | 0  | 0      | 0                  | 0   | 0 | 0 | 0  | 0 |   |
| 12     | Alba Tyko          | 0/34        | 0/0  | 0/0   | 0/0      | 4     | 4  | 1  | 2  | 1  | 0      | 0                  | 0   | 0 | 0 | 0  | 0 |   |
| 34     | Alexa Zapp         | 0/30        | 0/0  | 0/0   | 0/0      | 3     | 3  | 3  | 0  | 0  | 0      | 0                  | 0   | 0 | 0 | 0  | 0 |   |
| 20     | Tanya Stangor      | 1/17        | 0/0  | 0/0   | 0/0      | 3     | 3  | 3  | 0  | 0  | 0      | 0                  | 0   | 0 | 0 | 0  | 0 |   |
| 30     | Joselyn Rosecrance | 2/24        | 0/0  | 0/0   | 0/0      | 2     | 2  | 4  | 0  | 0  | 0      | 0                  | 0   | 0 | 0 | 0  | 0 |   |
| 15     | Sofia Gerson       | 1/18        | 0/1  | 0/0   | 1/1      | 2     | 3  | 3  | 0  | 0  | 0      | 0                  | 0   | 0 | 0 | 0  | 0 |   |
| 4      | Brook Brock        | 1/22        | 0/1  | 0/0   | 0/0      | 1     | 1  | 2  | 0  | 0  | 0      | 0                  | 0   | 0 | 0 | 0  | 0 |   |
| 37     | Amber Goston       | 0/28        | 0/0  | 0/0   | 0/0      | 2     | 2  | 1  | 2  | 2  | 0      | 0                  | 0   | 0 | 0 | 0  | 0 |   |
| Team   |                    |             |      |       |          |       |    |    |    |    |        | FTS                | 1   | 1 | 0 | 0  |   |   |
| Totals |                    | 20-61       | 7-26 | 10-14 | 10       | 23    | 23 | 13 | 0  | 0  | 0      | 0                  | 0   | 4 | 2 | 12 | 0 | 0 |

| No.    | Name              | Revised 4-2 |      |       |          |       |    |    |    |    |        | Shooting By Period |     |   |    |   |   |    |
|--------|-------------------|-------------|------|-------|----------|-------|----|----|----|----|--------|--------------------|-----|---|----|---|---|----|
|        |                   | FG          | 3P   | FT    | Rebounds | Fouls | TP | AS | TO | ST | Blocks | pts                | reb |   |    |   |   |    |
| 3      | Deshari Graham    | 2/11        | 1/7  | 0/2   | 5/9      | 10    | 10 | 10 | 7  | 7  | 4      | 3                  | 3   | 0 | 0  | 0 | 0 | 11 |
| 21     | Brianna Jackson   | 1/10        | 0/0  | 0/0   | 1/5      | 3     | 3  | 3  | 6  | 6  | 1      | 1                  | 1   | 1 | 1  | 0 | 0 | 0  |
| 1      | Makaya Johnson SS | 2/41        | 1/4  | 4/5   | 1        | 6     | 7  | 1  | 6  | 0  | 1      | 0                  | 1   | 1 | 1  | 0 | 0 | 17 |
| 13     | Taylor Mason      | 0/30        | 0/11 | 0/2   | 2/2      | 2     | 2  | 4  | 1  | 1  | 1      | 0                  | 0   | 0 | 0  | 0 | 0 | 20 |
| 20     | Kelley Marshall   | 2/29        | 0/12 | 0/0   | 0/1      | 1     | 1  | 2  | 0  | 0  | 2      | 0                  | 0   | 0 | 0  | 0 | 0 | 17 |
| 8      | Enola Bland       | 1/22        | 0/2  | 0/0   | 1/1      | 2     | 0  | 0  | 0  | 0  | 0      | 0                  | 0   | 0 | 0  | 0 | 0 | 17 |
| 4      | Enola Bland       | 1/22        | 0/2  | 0/0   | 1/1      | 2     | 0  | 0  | 0  | 0  | 0      | 0                  | 0   | 0 | 0  | 0 | 0 | 17 |
| 15     | Jamir Huston      | 0/38        | 0/1  | 0/0   | 0/0      | 0     | 0  | 0  | 0  | 0  | 0      | 0                  | 0   | 0 | 0  | 0 | 0 | 14 |
| 14     | Nyagonyi Gary     | 0/17        | 0/1  | 0/0   | 0/0      | 0     | 0  | 0  | 0  | 0  | 0      | 0                  | 0   | 0 | 0  | 0 | 0 | 14 |
| Team   |                   |             |      |       |          |       |    |    |    |    |        | FTS                | 1   | 1 | 0  | 0 |   |    |
| Totals |                   | 20-56       | 5-23 | 28-40 | 17       | 38    | 49 | 27 | 7  | 7  | 11     | 0                  | 2   | 4 | 12 | 0 | 0 | 12 |

| Biggest Lead | FAU   |      | Points From Turnovers | MIA FAU | Period | Period by Scoring |
|--------------|-------|------|-----------------------|---------|--------|-------------------|
|              | Score | Time |                       |         |        |                   |

# BOX SCORES

## GAME FIVE

Miami vs. North Carolina  
Dec. 14, 2020 | Coral Gables, Fla.

| North Carolina - 63 |                       | Miami #42/20 |          |       |          |       |     |     |     |     |     |                    |   |   |   |    |     |     |     |     |     |
|---------------------|-----------------------|--------------|----------|-------|----------|-------|-----|-----|-----|-----|-----|--------------------|---|---|---|----|-----|-----|-----|-----|-----|
| NO.                 | NAME                  | FG           | 3P       | FT    | Rebounds | Fouls | PTS | AST | TO  | STK | BLK | MIN                |   |   |   |    |     |     |     |     |     |
| FG                  | 3P                    | FT           | Rebounds | Fouls | PTS      | AST   | TO  | STK | BLK | MIN | PP  | Shooting by Period |   |   |   |    |     |     |     |     |     |
| 1                   | Ariza Poley           | 2/15         | 1/4      | 0/0   | 2        | 3     | 7   | 1   | 2   | 4   | 4   | 1                  | 0 | 1 | 1 | 37 | 33% | 0/0 | 0/0 | 0/0 |     |
| 44                  | Jamari Hudson         | 2/10         | 0/0      | 2/2   | 4        | 1     | 12  | 1   | 2   | 5   | 5   | 14                 | 2 | 1 | 0 | 0  | 37  | 20% | 0/0 | 0/0 | 0/0 |
| 2                   | Prince Hudson         | 2/6          | 0/0      | 1/1   | 2        | 2     | 3   | 3   | 4   | 4   | 4   | 14                 | 1 | 0 | 0 | 0  | 37  | 33% | 0/0 | 0/0 | 0/0 |
| 5                   | Stephano Watts        | 0/14         | 0/0      | 0/0   | 0        | 0     | 0   | 0   | 0   | 0   | 0   | 0                  | 0 | 0 | 0 | 0  | 37  | 0%  | 0/0 | 0/0 | 0/0 |
| 25                  | Dasha Kelly           | 0/14         | 0/0      | 0/0   | 0        | 0     | 0   | 0   | 0   | 0   | 0   | 0                  | 0 | 0 | 0 | 0  | 37  | 0%  | 0/0 | 0/0 | 0/0 |
| 3                   | Kennedy Todd Williams | 2/22         | 2/0      | 1/2   | 9        | 3     | 8   | 4   | 2   | 9   | 8   | 25                 | 2 | 1 | 0 | 1  | 37  | 36% | 0/0 | 0/0 | 0/0 |
| 1                   | Arissa Lacey          | 2/11         | 0/0      | 1/1   | 4        | 1     | 4   | 1   | 2   | 3   | 4   | 18                 | 2 | 1 | 0 | 0  | 37  | 18% | 0/0 | 0/0 | 0/0 |
| 11                  | Alex Taylor           | 0/4          | 0/0      | 0/0   | 0        | 0     | 0   | 0   | 0   | 0   | 0   | 0                  | 0 | 0 | 0 | 0  | 37  | 0%  | 0/0 | 0/0 | 0/0 |
| 4                   | Kennedy Tucker        | 0/5          | 1/1      | 0/0   | 0        | 0     | 0   | 0   | 0   | 0   | 0   | 0                  | 0 | 0 | 0 | 0  | 37  | 0%  | 0/0 | 0/0 | 0/0 |
| 21                  | Mali Tahaogoo         | 0/4          | 0/0      | 0/0   | 0        | 0     | 0   | 0   | 0   | 0   | 0   | 0                  | 0 | 0 | 0 | 0  | 37  | 0%  | 0/0 | 0/0 | 0/0 |
| 6                   | Alexandra Zozaya      | 0/17         | 0/0      | 0/0   | 0        | 0     | 0   | 0   | 0   | 0   | 0   | 0                  | 0 | 0 | 0 | 0  | 37  | 0%  | 0/0 | 0/0 | 0/0 |
| Team                |                       | 0            | 0        | 0     | 0        | 0     | 0   | 0   | 0   | 0   | 0   | 0                  | 0 | 0 | 0 | 0  | 37  | 0%  | 0/0 | 0/0 | 0/0 |
| Totals              | 25-69                 | 19-52        | 18-39    | 27    | 23       | 23    | 63  | 12  | 12  | 6   | 5   | 4                  | 1 | 1 | 1 | 3  | 31% | 0/0 | 0/0 | 0/0 |     |

| Miami #42/20 |                       | North Carolina #63 |          |       |          |       |     |     |     |     |     |                    |   |   |   |   |     |     |     |     |     |
|--------------|-----------------------|--------------------|----------|-------|----------|-------|-----|-----|-----|-----|-----|--------------------|---|---|---|---|-----|-----|-----|-----|-----|
| NO.          | NAME                  | FG                 | 3P       | FT    | Rebounds | Fouls | PTS | AST | TO  | STK | BLK | MIN                |   |   |   |   |     |     |     |     |     |
| FG           | 3P                    | FT                 | Rebounds | Fouls | PTS      | AST   | TO  | STK | BLK | MIN | PP  | Shooting by Period |   |   |   |   |     |     |     |     |     |
| 3            | Deshayn Hudson        | 2/20               | 0/2      | 3/5   | 5        | 7     | 15  | 7   | 6   | 6   | 0   | 1                  | 2 | 1 | 0 | 1 | 37  | 51% | 0/0 | 0/0 | 0/0 |
| 44           | Byronne Ruby          | 0/6                | 0/0      | 0/0   | 1        | 1     | 0   | 0   | 0   | 0   | 0   | 0                  | 0 | 0 | 0 | 0 | 37  | 0%  | 0/0 | 0/0 | 0/0 |
| 1            | Moulayna Johnson Sidi | 0/1                | 0/0      | 0/0   | 0        | 0     | 0   | 0   | 0   | 0   | 0   | 0                  | 0 | 0 | 0 | 0 | 37  | 0%  | 0/0 | 0/0 | 0/0 |
| 13           | Taylor Mason          | 0/20               | 0/0      | 0/0   | 2        | 2     | 0   | 0   | 0   | 0   | 0   | 0                  | 0 | 0 | 0 | 0 | 37  | 0%  | 0/0 | 0/0 | 0/0 |
| 20           | Kalish Marshall       | 0/20               | 0/0      | 0/0   | 2        | 2     | 0   | 0   | 0   | 0   | 0   | 0                  | 0 | 0 | 0 | 0 | 37  | 0%  | 0/0 | 0/0 | 0/0 |
| 4            | Erica Banks           | 0/3                | 0/0      | 0/0   | 1        | 1     | 0   | 0   | 0   | 0   | 0   | 0                  | 0 | 0 | 0 | 0 | 37  | 0%  | 0/0 | 0/0 | 0/0 |
| 19           | Jamari Hudson         | 2/10               | 0/0      | 2/3   | 1        | 2     | 3   | 3   | 4   | 1   | 1   | 1                  | 1 | 1 | 0 | 1 | 37  | 20% | 0/0 | 0/0 | 0/0 |
| 14           | Nyagboh Gong          | 0/1                | 0/0      | 0/0   | 0        | 0     | 0   | 0   | 0   | 0   | 0   | 0                  | 0 | 0 | 0 | 0 | 37  | 0%  | 0/0 | 0/0 | 0/0 |
| 35           | Nazmi Mamdu           | 2/15               | 1/3      | 4/4   | 2        | 3     | 8   | 1   | 1   | 2   | 0   | 0                  | 1 | 2 | 0 | 0 | 37  | 47% | 0/0 | 0/0 | 0/0 |
| 23           | Byronne Jackson       | 0/15               | 0/0      | 0/0   | 0        | 0     | 0   | 0   | 0   | 0   | 0   | 0                  | 0 | 0 | 0 | 0 | 37  | 0%  | 0/0 | 0/0 | 0/0 |
| Team         |                       | 0                  | 0        | 0     | 0        | 0     | 0   | 0   | 0   | 0   | 0   | 0                  | 0 | 0 | 0 | 0 | 37  | 0%  | 0/0 | 0/0 | 0/0 |
| Totals       | 21-66                 | 13-33              | 16-28    | 14    | 32       | 46    | 25  | 27  | 13  | 11  | 1   | 1                  | 1 | 1 | 1 | 1 | 31% | 0/0 | 0/0 | 0/0 |     |

| UNC                 |       | MIA   |       | Points from |    | UNC |    | MIA |    | Period by Period Scoring |    |
|---------------------|-------|-------|-------|-------------|----|-----|----|-----|----|--------------------------|----|
| Biggest lead        | 11    | 17    | 41    | 10          | 23 | 1   | 1  | 1   | 1  | 1                        | 1  |
| Biggest Scoring Run | 10    | 11    | 11    | 11          | 11 | 11  | 11 | 11  | 11 | 11                       | 11 |
| Lead Changes        | 3     | 3     | 3     | 3           | 3  | 3   | 3  | 3   | 3  | 3                        | 3  |
| Times Tied          | 1     | 1     | 1     | 1           | 1  | 1   | 1  | 1   | 1  | 1                        | 1  |
| Time with Lead      | 05:27 | 34:02 | Paint | 24          | 23 | 1st | 12 | 2nd | 15 | 3rd                      | 17 |

## GAME SIX

Miami at #43 NC State  
Dec. 20, 2020 | Raleigh, N.C.

| Miami #41/21 |                       | NC State #78 |          |       |          |       |     |     |     |     |     |                    |   |   |   |   |     |     |     |     |     |
|--------------|-----------------------|--------------|----------|-------|----------|-------|-----|-----|-----|-----|-----|--------------------|---|---|---|---|-----|-----|-----|-----|-----|
| NO.          | NAME                  | FG           | 3P       | FT    | Rebounds | Fouls | PTS | AST | TO  | STK | BLK | MIN                |   |   |   |   |     |     |     |     |     |
| FG           | 3P                    | FT           | Rebounds | Fouls | PTS      | AST   | TO  | STK | BLK | MIN | PP  | Shooting by Period |   |   |   |   |     |     |     |     |     |
| 3            | Deshayn Hudson        | 1/13         | 1/0      | 0/0   | 1        | 4     | 2   | 0   | 0   | 0   | 0   | 0                  | 0 | 0 | 0 | 0 | 37  | 8%  | 0/0 | 0/0 | 0/0 |
| 15           | Jamari Hudson         | 1/6          | 0/0      | 0/0   | 1        | 1     | 2   | 0   | 0   | 0   | 0   | 0                  | 0 | 0 | 0 | 0 | 37  | 17% | 0/0 | 0/0 | 0/0 |
| 1            | Moulayna Johnson Sidi | 1/4          | 0/0      | 0/0   | 0        | 0     | 0   | 0   | 0   | 0   | 0   | 0                  | 0 | 0 | 0 | 0 | 37  | 25% | 0/0 | 0/0 | 0/0 |
| 13           | Taylor Mason          | 0/20         | 0/0      | 0/0   | 1        | 1     | 0   | 0   | 0   | 0   | 0   | 0                  | 0 | 0 | 0 | 0 | 37  | 0%  | 0/0 | 0/0 | 0/0 |
| 20           | Kalish Marshall       | 0/11         | 0/0      | 0/0   | 1        | 1     | 0   | 0   | 0   | 0   | 0   | 0                  | 0 | 0 | 0 | 0 | 37  | 0%  | 0/0 | 0/0 | 0/0 |
| 4            | Erica Banks           | 0/2          | 0/0      | 0/0   | 1        | 1     | 0   | 0   | 0   | 0   | 0   | 0                  | 0 | 0 | 0 | 0 | 37  | 0%  | 0/0 | 0/0 | 0/0 |
| 25           | Karla Eganovic        | 0/4          | 0/0      | 0/0   | 0        | 0     | 0   | 0   | 0   | 0   | 0   | 0                  | 0 | 0 | 0 | 0 | 37  | 0%  | 0/0 | 0/0 | 0/0 |
| 35           | Nazmi Mamdu           | 2/18         | 1/0      | 2/2   | 2        | 1     | 4   | 1   | 1   | 4   | 0   | 0                  | 0 | 0 | 0 | 0 | 37  | 33% | 0/0 | 0/0 | 0/0 |
| 44           | Byronne Ruby          | 0/4          | 0/0      | 0/0   | 1        | 1     | 0   | 0   | 0   | 0   | 0   | 0                  | 0 | 0 | 0 | 0 | 37  | 0%  | 0/0 | 0/0 | 0/0 |
| 23           | Byronne Jackson       | 0/4          | 0/0      | 0/0   | 0        | 0     | 0   | 0   | 0   | 0   | 0   | 0                  | 0 | 0 | 0 | 0 | 37  | 0%  | 0/0 | 0/0 | 0/0 |
| 14           | Nyagboh Gong          | 1/25         | 2/4      | 0/0   | 1        | 1     | 2   | 0   | 0   | 1   | 0   | 0                  | 0 | 0 | 0 | 0 | 37  | 4%  | 0/0 | 0/0 | 0/0 |
| Team         |                       | 0            | 0        | 0     | 0        | 0     | 0   | 0   | 0   | 0   | 0   | 0                  | 0 | 0 | 0 | 0 | 37  | 0%  | 0/0 | 0/0 | 0/0 |
| Totals       | 17-63                 | 5-31         | 11-20    | 13    | 37       | 17    | 41  | 11  | 11  | 1   | 1   | 1                  | 1 | 1 | 1 | 1 | 31% | 0/0 | 0/0 | 0/0 |     |

| NC State #78 |                       | Miami #41/21 |          |       |          |       |     |     |     |     |     |                    |   |   |   |   |     |     |     |     |     |
|--------------|-----------------------|--------------|----------|-------|----------|-------|-----|-----|-----|-----|-----|--------------------|---|---|---|---|-----|-----|-----|-----|-----|
| NO.          | NAME                  | FG           | 3P       | FT    | Rebounds | Fouls | PTS | AST | TO  | STK | BLK | MIN                |   |   |   |   |     |     |     |     |     |
| FG           | 3P                    | FT           | Rebounds | Fouls | PTS      | AST   | TO  | STK | BLK | MIN | PP  | Shooting by Period |   |   |   |   |     |     |     |     |     |
| 3            | Deshayn Hudson        | 2/20         | 0/2      | 3/5   | 5        | 7     | 15  | 7   | 6   | 6   | 0   | 1                  | 2 | 1 | 0 | 1 | 37  | 51% | 0/0 | 0/0 | 0/0 |
| 44           | Byronne Ruby          | 0/6          | 0/0      | 0/0   | 1        | 1     | 0   | 0   | 0   | 0   | 0   | 0                  | 0 | 0 | 0 | 0 | 37  | 0%  | 0/0 | 0/0 | 0/0 |
| 1            | Moulayna Johnson Sidi | 0/1          | 0/0      | 0/0   | 0        | 0     | 0   | 0   | 0   | 0   | 0   | 0                  | 0 | 0 | 0 | 0 | 37  | 0%  | 0/0 | 0/0 | 0/0 |
| 13           | Taylor Mason          | 0/20         | 0/0      | 0/0   | 2        | 2     | 0   | 0   | 0   | 0   | 0   | 0                  | 0 | 0 | 0 | 0 | 37  | 0%  | 0/0 | 0/0 | 0/0 |
| 20           | Kalish Marshall       | 0/20         | 0/0      | 0/0   | 2        | 2     | 0   | 0   | 0   | 0   | 0   | 0                  | 0 | 0 | 0 | 0 | 37  | 0%  | 0/0 | 0/0 | 0/0 |
| 4            | Erica Banks           | 0/3          | 0/0      | 0/0   | 1        | 1     | 0   | 0   | 0   | 0   | 0   | 0                  | 0 | 0 | 0 | 0 | 37  | 0%  | 0/0 | 0/0 | 0/0 |
| 19           | Jamari Hudson         | 2/10         | 0/0      | 2/3   | 1        | 2     | 3   | 3   | 4   | 1   | 1   | 1                  | 1 | 1 | 0 | 1 | 37  | 20% | 0/0 | 0/0 | 0/0 |
| 14           | Nyagboh Gong          | 0/1          | 0/0      | 0/0   | 0        | 0     | 0   | 0   | 0   | 0   | 0   | 0                  | 0 | 0 | 0 | 0 | 37  | 0%  | 0/0 | 0/0 | 0/0 |
| 35           | Nazmi Mamdu           | 2/15         | 1/3      | 4/4   | 2        | 3     | 8   | 1   | 1   | 2   | 0   | 0                  | 1 | 2 | 0 | 0 | 37  | 47% | 0/0 | 0/0 | 0/0 |
| 23           | Byronne Jackson       | 0/15         | 0/0      | 0/0   | 0        | 0     | 0   | 0   | 0   | 0   | 0   | 0                  | 0 | 0 | 0 | 0 | 37  | 0%  | 0/0 | 0/0 | 0/0 |
| Team         |                       | 0            | 0        | 0     | 0        | 0     | 0   | 0   | 0   | 0   | 0   | 0                  | 0 | 0 | 0 | 0 | 37  | 0%  | 0/0 | 0/0 | 0/0 |
| Totals       | 21-66                 | 13-33        | 16-28    | 14    | 32       | 46    | 25  | 27  | 13  | 11  | 1   | 1                  | 1 | 1 | 1 | 1 | 31% | 0/0 | 0/0 | 0/0 |     |

| MIA                 |       | NCST  |       | Points from |    | MIA |    | NCST |    | Period by Period Scoring |    |
|---------------------|-------|-------|-------|-------------|----|-----|----|------|----|--------------------------|----|
| Biggest lead        | 11    | 17    | 41    | 10          | 23 | 1   | 1  | 1    | 1  | 1                        | 1  |
| Biggest Scoring Run | 10    | 11    | 11    | 11          | 11 | 11  | 11 | 11   | 11 | 11                       | 11 |
| Lead Changes        | 3     | 3     | 3     | 3           | 3  | 3   | 3  | 3    | 3  | 3                        | 3  |
| Times Tied          | 1     | 1     | 1     | 1           | 1  | 1   | 1  | 1    | 1  | 1                        | 1  |
| Time with Lead      | 05:27 | 34:02 | Paint | 24          | 23 | 1st | 12 | 2nd  | 15 | 3rd                      | 17 |

## GAME SEVEN

Miami vs. Notre Dame  
Dec. 31, 2020 | Coral Gables, Fla.

| Notre Dame - 71 |                 | Miami #41/20 |          |       |          |       |     |     |     |     |     |                    |   |   |   |   |    |     |     |     |     |
|-----------------|-----------------|--------------|----------|-------|----------|-------|-----|-----|-----|-----|-----|--------------------|---|---|---|---|----|-----|-----|-----|-----|
| NO.             | NAME            | FG           | 3P       | FT    | Rebounds | Fouls | PTS | AST | TO  | STK | BLK | MIN                |   |   |   |   |    |     |     |     |     |
| FG              | 3P              | FT           | Rebounds | Fouls | PTS      | AST   | TO  | STK | BLK | MIN | PP  | Shooting by Period |   |   |   |   |    |     |     |     |     |
| 34              | Maxley Woodard  | 3/15         | 1/2      | 0/2   | 1        | 1     | 8   | 3   | 1   | 2   | 4   | 1                  | 1 | 0 | 1 | 0 | 37 | 20% | 0/0 | 0/0 | 0/0 |
| 20              | Miranda Huggins | 2/19         | 1/4      | 0/0   | 2        | 2     | 5   | 1   | 1   | 2   | 0   | 0                  | 0 | 0 | 0 | 0 | 37 | 11% | 0/0 | 0/0 | 0/0 |
| 1               | Dana Matney     | 0/15         | 0/1      | 0/0   | 3        |       |     |     |     |     |     |                    |   |   |   |   |    |     |     |     |     |



# BOX SCORES

## GAME NINE

Miami at Wake Forest  
Jan. 7, 2021 | Winston-Salem, N.C.

| Miami (FL) - 69 |                     | Record: 4-1-0-0 |      |       |          |       |     |     |        |     |     |
|-----------------|---------------------|-----------------|------|-------|----------|-------|-----|-----|--------|-----|-----|
| NO. Name        | Min                 | FG              | 3P   | FT    | Rebounds | Turn  | FT  | ST  | Blocks | pts | pts |
|                 |                     | att             | act  | act   | off      | tot   | act | act | act    | act | act |
| 3               | Destiny Hudson      | 17:52           | 0/1  | 0/0   | 0/0      | 1/1   | 2   | 0   | 0      | 0   | 0   |
| 30              | Naimi Manalo        | 28:47           | 5/11 | 2/2   | 2/4      | 2/1   | 2   | 0   | 0      | 0   |     |
| 4               | Erica Banks         | 23:56           | 2/8  | 0/0   | 4/2      | 6/11  | 1   | 1   | 0      | 0   |     |
| 13              | Taylor Mason        | 20:13           | 5/9  | 2/3   | 1/6      | 7/9   | 3   | 0   | 0      | 1   |     |
| 20              | Kelley Marshall     | 21:27           | 6/9  | 2/2   | 3/3      | 1/1   | 1   | 0   | 0      | 2   |     |
| 44              | Sydney Roly         | 10:51           | 0/0  | 0/0   | 1/1      | 2/3   | 0   | 0   | 0      | 0   |     |
| 1               | Malyssa Johnson Sid | 21:58           | 5/5  | 2/2   | 4/5      | 1/6   | 3   | 0   | 0      | 0   |     |
| 21              | Kiana Episcopo      | 16:13           | 0/0  | 0/0   | 0/0      | 0/0   | 0   | 0   | 0      | 0   |     |
| 15              | Jamir Huston        | 18:07           | 2/2  | 0/0   | 1/1      | 1/2   | 0   | 0   | 0      | 0   |     |
| 24              | Nyaganyani Gony     | 18:54           | 1/4  | 0/0   | 1/1      | 2/10  | 0   | 0   | 0      | 0   |     |
| 10              | Brianna Jackson     | 11:21           | 1/2  | 0/0   | 0/0      | 0/0   | 0   | 0   | 0      | 0   |     |
| <b>Totals</b>   |                     | 22:52           | 4/19 | 12/15 | 11/21    | 22/33 | 15  | 10  | 0      | 1   |     |

| Wake Forest   |                    | Record: 5-0-0-0 |      |       |          |        |     |     |        |     |     |
|---------------|--------------------|-----------------|------|-------|----------|--------|-----|-----|--------|-----|-----|
| NO. Name      | Min                | FG              | 3P   | FT    | Rebounds | Turn   | FT  | ST  | Blocks | pts | pts |
|               |                    | att             | act  | act   | off      | tot    | act | act | act    | act | act |
| 11            | Tyler Truica       | 38:01           | 1/5  | 0/0   | 4/10     | 10/17  | 6   | 2   | 0      | 1   |     |
| 20            | Christina Moore    | 16:27           | 0/11 | 0/0   | 1/6      | 2/7    | 2   | 1   | 0      | 0   |     |
| 5             | Ciera Cori         | 28:24           | 0/11 | 0/0   | 2/2      | 0/2    | 1   | 0   | 0      | 0   |     |
| 34            | Janeal Spear       | 34:22           | 4/4  | 2/2   | 1/3      | 4/0    | 13  | 0   | 0      | 0   |     |
| 22            | Alexandria Scroggs | 26:58           | 0/2  | 0/0   | 2/2      | 0/0    | 0   | 0   | 0      | 0   |     |
| 1             | Anika Howard       | 19:53           | 1/3  | 0/0   | 1/1      | 1/1    | 2   | 0   | 0      | 0   |     |
| 2             | Kala Hancock       | 10:53           | 0/0  | 0/0   | 2/2      | 0/0    | 0   | 0   | 0      | 0   |     |
| 20            | Olivia Summitt     | 06:59           | 0/1  | 0/0   | 0/0      | 0/0    | 0   | 0   | 0      | 0   |     |
| 11            | Nevayah Brown      | 04:48           | 0/1  | 0/0   | 0/0      | 0/0    | 0   | 0   | 0      | 0   |     |
| <b>Totals</b> |                    | 24:58           | 5/17 | 10/11 | 12/29    | 41/113 | 43  | 12  | 2      | 1   |     |

| Miami            |             | WFLA  |       | Points from    |    | MIA |    | WFLA |    | Period by Period Scoring |    |
|------------------|-------------|-------|-------|----------------|----|-----|----|------|----|--------------------------|----|
| Best Scoring Run | 11:27-14:27 | 10/12 | 10/12 | Turnovers      | 6  | 14  | 14 | 14   | 14 | 14                       | 14 |
| Lead Changes     | 3           | 3     | 3     | Second Chances | 6  | 3   | 3  | 3    | 3  | 3                        | 3  |
| Time with Lead   | 17:33       | 17:33 | 17:33 | Fast Breaks    | 16 | 16  | 16 | 16   | 16 | 16                       | 16 |
| Time with Lead   | 17:33       | 17:33 | 17:33 | Bench          | 18 | 2   | 2  | 2    | 2  | 2                        | 2  |

## GAME TEN

Miami at North Carolina  
Jan. 10, 2021 | Chapel Hill, N.C.

| Miami (FL) - 69 |                     | Record: 4-1-0-0 |       |       |          |       |     |     |        |     |     |
|-----------------|---------------------|-----------------|-------|-------|----------|-------|-----|-----|--------|-----|-----|
| NO. Name        | Min                 | FG              | 3P    | FT    | Rebounds | Turn  | FT  | ST  | Blocks | pts | pts |
|                 |                     | att             | act   | act   | off      | tot   | act | act | act    | act | act |
| 3               | Destiny Hudson      | 21:23           | 5/9   | 1/1   | 1/2      | 1/4   | 1   | 2   | 1      | 0   |     |
| 30              | Naimi Manalo        | 29:56           | 5/12  | 2/2   | 2/2      | 0/2   | 2   | 2   | 2      | 0   |     |
| 4               | Erica Banks         | 23:10           | 4/13  | 1/2   | 0/1      | 2/3   | 4   | 1   | 4      | 2   |     |
| 13              | Taylor Mason        | 20:24           | 5/9   | 1/0   | 2/2      | 0/2   | 0   | 0   | 0      | 0   |     |
| 20              | Kelley Marshall     | 21:05           | 4/9   | 2/2   | 3/3      | 1/1   | 1   | 0   | 0      | 0   |     |
| 1               | Malyssa Johnson Sid | 11:28           | 0/2   | 0/0   | 0/0      | 0/0   | 0   | 0   | 0      | 0   |     |
| 15              | Jamir Huston        | 14:17           | 3/6   | 0/0   | 1/6      | 0/1   | 4   | 0   | 0      | 0   |     |
| 25              | Kiana Episcopo      | 18:53           | 0/3   | 0/0   | 0/2      | 0/1   | 0   | 0   | 0      | 0   |     |
| 44              | Sydney Roly         | 18:02           | 1/4   | 0/0   | 1/1      | 1/1   | 0   | 0   | 0      | 0   |     |
| 14              | Nyaganyani Gony     | 20:52           | 0/1   | 0/0   | 0/0      | 0/0   | 0   | 0   | 0      | 0   |     |
| 21              | Brianna Jackson     | 05:42           | 0/1   | 0/0   | 0/0      | 0/0   | 0   | 0   | 0      | 0   |     |
| <b>Totals</b>   |                     | 25:55           | 10/34 | 11/17 | 7/26     | 15/33 | 17  | 11  | 1      | 1   |     |

| North Carolina |                       | Record: 12-0-0-0 |      |     |          |       |     |     |        |     |     |
|----------------|-----------------------|------------------|------|-----|----------|-------|-----|-----|--------|-----|-----|
| NO. Name       | Min                   | FG               | 3P   | FT  | Rebounds | Turn  | FT  | ST  | Blocks | pts | pts |
|                |                       | att              | act  | act | off      | tot   | act | act | act    | act | act |
| 44             | Janelle Bailey        | 37:08            | 5/10 | 2/6 | 0/0      | 19/33 | 11  | 1   | 1      | 0   |     |
| 1              | Alexia Kubly          | 21:00            | 4/4  | 4/4 | 2/2      | 3/3   | 1   | 0   | 0      | 0   |     |
| 2              | Petra Hodesnikova     | 24:02            | 3/11 | 2/7 | 3/3      | 2/3   | 0   | 0   | 0      | 0   |     |
| 29             | Chae Kuby             | 25:44            | 0/11 | 0/2 | 0/1      | 5/3   | 1   | 0   | 0      | 0   |     |
| 4              | Kerandi Tucker        | 18:05            | 2/1  | 0/0 | 2/1      | 3/0   | 0   | 1   | 0      | 0   |     |
| 30             | Stephanie Moore       | 15:54            | 1/4  | 0/0 | 1/1      | 0/1   | 1   | 0   | 0      | 0   |     |
| 31             | Anya Poku             | 14:52            | 0/0  | 0/0 | 1/4      | 0/2   | 1   | 2   | 0      | 0   |     |
| 3              | Kennedy Toot Williams | 21:29            | 0/1  | 0/0 | 0/0      | 0/0   | 0   | 0   | 0      | 0   |     |
| 11             | Alexa Popov           | 02:51            | 0/1  | 0/0 | 0/0      | 0/0   | 0   | 0   | 0      | 0   |     |
| <b>Totals</b>  |                       | 22:17            | 2/24 | 2/2 | 2/4      | 4/14  | 14  | 4   | 1      | 0   |     |

| Miami            |             | UNC   |       | Points from    |    | MIA |    | UNC |    | Period by Period Scoring |    |
|------------------|-------------|-------|-------|----------------|----|-----|----|-----|----|--------------------------|----|
| Best Scoring Run | 15:27-18:21 | 10/11 | 10/11 | Turnovers      | 15 | 15  | 15 | 15  | 15 | 15                       | 15 |
| Lead Changes     | 3           | 3     | 3     | Second Chances | 10 | 15  | 10 | 10  | 10 | 10                       | 10 |
| Time with Lead   | 17:33       | 17:33 | 17:33 | Fast Breaks    | 16 | 16  | 16 | 16  | 16 | 16                       | 16 |
| Time with Lead   | 20:33       | 16:44 | 16:44 | Bench          | 15 | 11  | 11 | 11  | 11 | 11                       | 11 |

## GAME ELEVEN

Miami at #24/21 Syracuse  
Jan. 17, 2021 | Syracuse, N.Y.

| Miami (FL) - 64 |                     | Record: 4-1-0-0 |      |       |          |       |     |     |        |     |     |
|-----------------|---------------------|-----------------|------|-------|----------|-------|-----|-----|--------|-----|-----|
| NO. Name        | Min                 | FG              | 3P   | FT    | Rebounds | Turn  | FT  | ST  | Blocks | pts | pts |
|                 |                     | att             | act  | act   | off      | tot   | act | act | act    | act | act |
| 3               | Destiny Hudson      | 19:05           | 5/10 | 2/2   | 0/0      | 1/1   | 2   | 0   | 0      | 0   |     |
| 30              | Naimi Manalo        | 22:45           | 2/4  | 0/0   | 2/2      | 4/4   | 2   | 1   | 0      | 0   |     |
| 4               | Erica Banks         | 20:11           | 5/8  | 1/1   | 1/1      | 1/2   | 4   | 1   | 0      | 0   |     |
| 13              | Taylor Mason        | 27:15           | 2/9  | 1/2   | 0/0      | 3/3   | 0   | 0   | 0      | 0   |     |
| 20              | Kelley Marshall     | 16:50           | 0/4  | 0/0   | 0/0      | 0/0   | 0   | 0   | 0      | 0   |     |
| 1               | Malyssa Johnson Sid | 22:57           | 2/2  | 2/2   | 1/1      | 1/1   | 6   | 0   | 0      | 0   |     |
| 15              | Jamir Huston        | 26:10           | 1/0  | 0/0   | 2/2      | 2/2   | 1   | 2   | 1      | 0   |     |
| 25              | Kiana Episcopo      | 14:54           | 1/1  | 0/0   | 0/0      | 0/0   | 0   | 0   | 0      | 0   |     |
| 44              | Sydney Roly         | 08:52           | 1/3  | 0/0   | 1/1      | 2/3   | 0   | 0   | 0      | 0   |     |
| 24              | Nyaganyani Gony     | 21:58           | 4/5  | 1/4   | 1/2      | 2/2   | 13  | 0   | 0      | 0   |     |
| 10              | Brianna Jackson     | 01:35           | 0/0  | 0/0   | 0/0      | 1/0   | 0/0 | 0   | 0      | 0   |     |
| <b>Totals</b>   |                     | 22:54           | 5/11 | 17/23 | 11/22    | 19/44 | 44  | 12  | 8      | 0   |     |

| Syracuse      |                    | Record: 4-1-0-0 |       |      |          |        |     |     |        |     |     |
|---------------|--------------------|-----------------|-------|------|----------|--------|-----|-----|--------|-----|-----|
| NO. Name      | Min                | FG              | 3P    | FT   | Rebounds | Turn   | FT  | ST  | Blocks | pts | pts |
|               |                    | att             | act   | act  | off      | tot    | act | act | act    | act | act |
| 45            | Digra Strueman     | 17:37           | 5/12  | 2/9  | 0/0      | 1/4    | 5/5 | 3/2 | 0/1    | 1   |     |
| 11            | Kenneth Carter     | 15:01           | 0/0   | 0/0  | 0/0      | 0/0    | 0/0 | 0/0 | 0/0    | 0   |     |
| 2             | Priscilla Williams | 26:27           | 0/9   | 0/0  | 2/3      | 4/4    | 2/2 | 1/1 | 0      | 0   |     |
| 4             | Tiana Margaritis   | 25:57           | 0/8   | 0/0  | 1/2      | 0/2    | 0/0 | 0/0 | 0/0    | 0   |     |
| 23            | Kiana Lewis        | 34:04           | 3/10  | 2/5  | 1/1      | 1/3    | 3/9 | 2/2 | 0/0    | 0   |     |
| 2             | Enay Diggle        | 24:53           | 2/9   | 0/0  | 1/1      | 2/9    | 2/2 | 0/0 | 0/0    | 0   |     |
| 11            | Mione Quist-Ladd   | 12:52           | 0/2   | 0/0  | 0/0      | 0/0    | 0/0 | 0/0 | 0/0    | 0   |     |
| 15            | Kala Fisher        | 12:42           | 2/2   | 0/0  | 0/0      | 0/0    | 1/1 | 0/0 | 0/0    | 0   |     |
| 12            | Ana Yeh            | 22:19           | 0/2   | 0/0  | 0/0      | 0/0    | 0/0 | 0/0 | 0/0    | 0   |     |
| 13            | Maud Habibu        | 09:59           | 0/0   | 0/0  | 0/0      | 1/1    | 0/0 | 0/0 | 0/0    | 0   |     |
| <b>Totals</b> |                    | 38:59           | 17/53 | 6/18 | 10/28    | 38/117 | 55  | 18  | 6      | 0   |     |

| Miami            |             | SYR   |       | Points from   |    | MIA |    | SYR |    | Period by Period Scoring |    |
|------------------|-------------|-------|-------|---|----|-----|----|-----|----|--------------------------|----|
| Best Scoring Run | 11:17-14:43 | 10/12 | 10/12 | Turnovers <td>21</td> <td>16</td> <td>16</td> <td>16</td> <td>16</td> <td>16</td> <td>16</td> | 21 | 16  | 16 | 16  | 16 | 16                       | 16 |
| Lead Changes     | 2           | 2     | 2     | Second Chances  | 7  | 21  | 7  | 7   | 7  | 7                        | 7  |
| Time with Lead   | 05:14       | 05:14 | 05:14 | Fast Breaks   | 11 | 11  | 11 | 11  | 11 | 11                       | 11 |
| Time with Lead   | 05:14       | 05:14 | 05:14 | Bench   | 39 | 25  | 25 | 25  | 25 | 25                       | 25 |

## GAME TWELVE

Miami at Pittsburgh  
Jan. 21, 2021 | Pittsburgh, Pa.

| Miami (FL) - 72 |                     | Record: 7-0-0-0 |       |       |          |       |     |     |        |     |     |
|-----------------|---------------------|-----------------|-------|-------|----------|-------|-----|-----|--------|-----|-----|
| NO. Name        | Min                 | FG              | 3P    | FT    | Rebounds | Turn  | FT  | ST  | Blocks | pts | pts |
|                 |                     | att             | act   | act   | off      | tot   | act | act | act    | act | act |
| 15              | Jamir Huston        | 26:52           | 4/4   | 0/0   | 0/0      | 1/0   | 0/0 | 2/0 | 0/0    | 1/0 |     |
| 30              | Naimi Manalo        | 28:28           | 4/12  | 2/4   | 2/4      | 3/4   | 6/6 | 3/3 | 2/2    | 0/0 |     |
| 4               | Erica Banks         | 24:35           | 5/11  | 3/4   | 3/6      | 5/9   | 0/3 | 1/5 | 0/2    | 0/0 |     |
| 13              | Taylor Mason        | 25:52           | 3/3   | 0/0   | 0/0      | 2/2   | 0/0 | 4/4 | 0/0    | 0/0 |     |
| 20              | Kelley Marshall     | 24:59           | 4/8   | 1/2   | 0/0      | 1/1   | 0/0 | 2/2 | 0/0    | 0/0 |     |
| 3               | Destiny Hudson      | 18:28           | 5/9   | 0/0   | 2/2      | 3/3   | 1/2 | 0/0 | 0/0    | 0/0 |     |
| 25              | Kiana Episcopo      | 19:17           | 0/5   | 0/0   | 0/0      | 1/0   | 0/0 | 0/0 | 0/0    | 0/0 |     |
| 1               | Malyssa Johnson Sid | 20:17           | 2/7   | 2/4   | 0/0      | 3/6   | 0/1 | 0/0 | 0/0    | 0/0 |     |
| 44              | Sydney Roly         | 08:17           | 1/4   | 0/0   | 0/0      | 2/2   | 0/0 | 0/0 | 0/0    | 0/0 |     |
| 14              | Nyaganyani Gony     | 20:38           | 0/3   | 0/0   | 0/0      | 1/1   | 0/0 | 0/0 | 0/0    | 0/0 |     |
| <b>Totals</b>   |                     | 25:16           | 10/31 | 10/12 | 22/26    | 48/81 | 13  | 12  | 12     | 0   |     |

| Pittsburgh |             | Record: 3-4-1-0 |     |     |          |      |     |     |        |     |     |
|------------|-------------|-----------------|-----|-----|----------|------|-----|-----|--------|-----|-----|
| NO. Name   | Min         | FG              | 3P  | FT  | Rebounds | Turn | FT  | ST  | Blocks | pts | pts |
|            |             | att             | act | act | off      | tot  | act | act | act    | act | act |
| 23         | Rita Upshaw | 28:47           | 6/8 | 0/  |          |      |     |     |        |     |     |





# BOX SCORES

## GAME SEVENTEEN

Miami at Florida State  
Feb. 14, 2021 | Tallahassee, Fla.

| Miami - 99            |                 | Report 4-0 (0-0) |              |              |            |                     |           |           |           |          |          |          |           |
|-----------------------|-----------------|------------------|--------------|--------------|------------|---------------------|-----------|-----------|-----------|----------|----------|----------|-----------|
| NO.                   | Name            | MP               | FG           | 3P           | FT         | Rebounds            | FOULS     | PTS       | AS        | TS       | ST       | Blocks   | PF        |
|                       |                 |                  | M/A          | M/A          | M/A        | (OR / DR / TOT)     | (P / F)   |           |           |          |          | (B / S)  |           |
| 3                     | Deshayn Hudson  | 28:42            | 5/9          | 0/0          | 0/0        | 3 / 4 / 7           | 4         | 10        | 3         | 1        | 0        | 2        | 11        |
| 30                    | Naimi Miranda   | 27:41            | 5/4          | 1/1          | 2/2        | 2 / 3 / 5           | 2         | 12        | 2         | 1        | 0        | 0        | 10        |
| 4                     | Enoka Barka     | 27:40            | 2/7          | 0/0          | 2/2        | 5 / 1 / 6           | 2         | 4         | 2         | 1        | 0        | 0        | 11        |
| 20                    | Kelley Marshall | 23:48            | 2/10         | 0/0          | 1/1        | 1 / 0 / 1           | 0         | 4         | 2         | 0        | 0        | 0        | 11H       |
| 25                    | Karla Espino    | 22:23            | 4/5          | 0/0          | 2/2        | 2 / 2 / 4           | 1         | 8         | 1         | 0        | 0        | 0        | 25        |
| 30                    | Kelley Marshall | 22:05            | 4/4          | 1/1          | 2/2        | 1 / 0 / 1           | 0         | 2         | 0         | 0        | 0        | 0        | 25        |
| 15                    | Jamir Hudson    | 13:22            | 1/2          | 0/0          | 1/1        | 1 / 1 / 2           | 0         | 2         | 0         | 1        | 0        | 0        | 2         |
| 44                    | Sydney Roby     | 09:11            | 3/3          | 0/0          | 2/2        | 3 / 1 / 4           | 0         | 6         | 0         | 0        | 0        | 0        | 0         |
| 14                    | Nyquaymon Gray  | 05:33            | 1/1          | 0/0          | 2/2        | 1 / 0 / 1           | 0         | 2         | 0         | 0        | 0        | 0        | 2         |
| <b>Totals</b>         |                 | <b>22:05</b>     | <b>32/53</b> | <b>12/18</b> | <b>8/8</b> | <b>20 / 30 / 50</b> | <b>18</b> | <b>54</b> | <b>18</b> | <b>3</b> | <b>2</b> | <b>2</b> | <b>21</b> |
| Technical Fouls: NONE |                 |                  |              |              |            |                     |           |           |           |          |          |          |           |

| Shooting By Period |            |            |           |           |  |  |  |  |  |  |
|--------------------|------------|------------|-----------|-----------|--|--|--|--|--|--|
| 1st                | 50%        | 33%        | 0%        | 0%        |  |  |  |  |  |  |
| 2nd                | 50%        | 33%        | 0%        | 0%        |  |  |  |  |  |  |
| 3rd                | 50%        | 33%        | 0%        | 0%        |  |  |  |  |  |  |
| 4th                | 50%        | 33%        | 0%        | 0%        |  |  |  |  |  |  |
| 5th                | 50%        | 33%        | 0%        | 0%        |  |  |  |  |  |  |
| <b>Totals</b>      | <b>50%</b> | <b>33%</b> | <b>0%</b> | <b>0%</b> |  |  |  |  |  |  |

| Florida State - 67    |                    | Report 14-1 (0-0) |              |              |             |                     |           |           |           |          |          |          |           |
|-----------------------|--------------------|-------------------|--------------|--------------|-------------|---------------------|-----------|-----------|-----------|----------|----------|----------|-----------|
| NO.                   | Name               | MP                | FG           | 3P           | FT          | Rebounds            | FOULS     | PTS       | AS        | TS       | ST       | Blocks   | PF        |
|                       |                    |                   | M/A          | M/A          | M/A         | (OR / DR / TOT)     | (P / F)   |           |           |          |          | (B / S)  |           |
| 32                    | Marcus Myers       | 27:29             | 6/8          | 0/0          | 2/2         | 4 / 2 / 6           | 2         | 12        | 1         | 0        | 0        | 0        | 13        |
| 0                     | Bronco Anderson    | 26:33             | 4/10         | 1/4          | 4/4         | 0 / 2 / 2           | 1         | 8         | 1         | 0        | 0        | 0        | 7         |
| 2                     | Sammie Paine       | 25:42             | 4/9          | 3/7          | 1/2         | 0 / 3 / 3           | 2         | 12        | 1         | 1        | 0        | 0        | 10        |
| 10                    | Kourtney Wiley     | 25:06             | 4/10         | 0/0          | 1/1         | 0 / 2 / 2           | 1         | 8         | 1         | 0        | 0        | 0        | 11        |
| 24                    | Morgan Jones       | 23:10             | 2/10         | 0/4          | 2/4         | 1 / 7 / 8           | 3         | 6         | 1         | 1        | 0        | 1        | 7         |
| 1                     | Ron Barkley        | 14:38             | 1/4          | 0/0          | 0/0         | 1 / 1 / 2           | 0         | 2         | 0         | 0        | 0        | 0        | 4         |
| 3                     | Saymon Lassiter    | 10:24             | 1/2          | 0/0          | 0/0         | 0 / 0 / 0           | 0         | 2         | 0         | 0        | 0        | 0        | 0         |
| 23                    | Tyree Elford       | 09:40             | 0/0          | 0/0          | 0/0         | 1 / 1 / 0           | 0         | 0         | 0         | 0        | 0        | 0        | 0         |
| 12                    | Savannah Wilkinson | 06:27             | 1/1          | 0/0          | 0/0         | 0 / 0 / 0           | 0         | 2         | 0         | 0        | 0        | 0        | 0         |
| 33                    | Isabella Nofziger  | 02:30             | 0/0          | 0/0          | 0/0         | 0 / 0 / 0           | 0         | 0         | 0         | 0        | 0        | 0        | 0         |
| <b>Totals</b>         |                    | <b>24:54</b>      | <b>27-51</b> | <b>12-18</b> | <b>8-15</b> | <b>17 / 14 / 31</b> | <b>15</b> | <b>44</b> | <b>14</b> | <b>8</b> | <b>0</b> | <b>2</b> | <b>11</b> |
| Technical Fouls: NONE |                    |                   |              |              |             |                     |           |           |           |          |          |          |           |

| Shooting By Period |            |            |           |           |  |  |  |  |  |  |
|--------------------|------------|------------|-----------|-----------|--|--|--|--|--|--|
| 1st                | 50%        | 33%        | 0%        | 0%        |  |  |  |  |  |  |
| 2nd                | 50%        | 33%        | 0%        | 0%        |  |  |  |  |  |  |
| 3rd                | 50%        | 33%        | 0%        | 0%        |  |  |  |  |  |  |
| 4th                | 50%        | 33%        | 0%        | 0%        |  |  |  |  |  |  |
| 5th                | 50%        | 33%        | 0%        | 0%        |  |  |  |  |  |  |
| <b>Totals</b>      | <b>50%</b> | <b>33%</b> | <b>0%</b> | <b>0%</b> |  |  |  |  |  |  |

## GAME EIGHTEEN

Miami at Georgia Tech  
Feb. 15, 2021 | Atlanta, Ga.

| Miami (U) - 98        |                 | Report 48-2 (0-0) |              |              |             |                     |           |           |           |          |          |          |           |
|-----------------------|-----------------|-------------------|--------------|--------------|-------------|---------------------|-----------|-----------|-----------|----------|----------|----------|-----------|
| NO.                   | Name            | MP                | FG           | 3P           | FT          | Rebounds            | FOULS     | PTS       | AS        | TS       | ST       | Blocks   | PF        |
|                       |                 |                   | M/A          | M/A          | M/A         | (OR / DR / TOT)     | (P / F)   |           |           |          |          | (B / S)  |           |
| 3                     | Deshayn Hudson  | 32:21             | 4/7          | 1/3          | 0/0         | 1 / 4 / 5           | 1         | 11        | 2         | 2        | 1        | 0        | 11        |
| 30                    | Naimi Miranda   | 27:41             | 2/4          | 1/1          | 2/2         | 2 / 2 / 4           | 2         | 6         | 2         | 2        | 0        | 0        | 10        |
| 4                     | Enoka Barka     | 27:40             | 2/7          | 0/0          | 2/2         | 4 / 2 / 6           | 2         | 6         | 2         | 1        | 0        | 0        | 11        |
| 13                    | Taylor Mason    | 20:22             | 3/6          | 1/2          | 2/2         | 0 / 4 / 4           | 3         | 9         | 2         | 0        | 0        | 0        | 10        |
| 25                    | Karla Espino    | 20:16             | 3/6          | 0/0          | 0/0         | 0 / 0 / 0           | 0         | 6         | 0         | 0        | 0        | 0        | 10        |
| 30                    | Kelley Marshall | 19:57             | 3/8          | 1/2          | 0/0         | 0 / 0 / 0           | 0         | 9         | 1         | 1        | 0        | 0        | 11H       |
| 44                    | Sydney Roby     | 17:51             | 1/6          | 0/0          | 0/0         | 1 / 1 / 2           | 0         | 2         | 0         | 0        | 0        | 0        | 11        |
| 14                    | Nyquaymon Gray  | 16:39             | 1/5          | 0/2          | 0/0         | 1 / 1 / 2           | 0         | 2         | 0         | 0        | 0        | 0        | 11        |
| 11                    | Jamir Hudson    | 12:15             | 1/5          | 0/0          | 0/0         | 0 / 0 / 0           | 0         | 2         | 0         | 0        | 0        | 0        | 11        |
| <b>Totals</b>         |                 | <b>22:59</b>      | <b>31-58</b> | <b>11-24</b> | <b>8-15</b> | <b>26 / 24 / 50</b> | <b>12</b> | <b>65</b> | <b>12</b> | <b>3</b> | <b>2</b> | <b>0</b> | <b>11</b> |
| Technical Fouls: NONE |                 |                   |              |              |             |                     |           |           |           |          |          |          |           |

| Shooting By Period |            |            |           |           |  |  |  |  |  |  |
|--------------------|------------|------------|-----------|-----------|--|--|--|--|--|--|
| 1st                | 50%        | 33%        | 0%        | 0%        |  |  |  |  |  |  |
| 2nd                | 50%        | 33%        | 0%        | 0%        |  |  |  |  |  |  |
| 3rd                | 50%        | 33%        | 0%        | 0%        |  |  |  |  |  |  |
| 4th                | 50%        | 33%        | 0%        | 0%        |  |  |  |  |  |  |
| 5th                | 50%        | 33%        | 0%        | 0%        |  |  |  |  |  |  |
| <b>Totals</b>      | <b>50%</b> | <b>33%</b> | <b>0%</b> | <b>0%</b> |  |  |  |  |  |  |

| Georgia Tech - 67     |                     | Report 15-1 (0-0) |              |             |              |                     |           |           |           |          |          |          |           |
|-----------------------|---------------------|-------------------|--------------|-------------|--------------|---------------------|-----------|-----------|-----------|----------|----------|----------|-----------|
| NO.                   | Name                | MP                | FG           | 3P          | FT           | Rebounds            | FOULS     | PTS       | AS        | TS       | ST       | Blocks   | PF        |
|                       |                     |                   | M/A          | M/A         | M/A          | (OR / DR / TOT)     | (P / F)   |           |           |          |          | (B / S)  |           |
| 23                    | Lucas Colton        | 23:27             | 5/11         | 0/2         | 4/4          | 2 / 3 / 5           | 3         | 14        | 2         | 1        | 0        | 0        | 11        |
| 20                    | Naimi Hernandez     | 23:48             | 7/9          | 0/0         | 1/2          | 3 / 4 / 7           | 2         | 15        | 3         | 1        | 0        | 0        | 11        |
| 00                    | Luigi McCaskey      | 22:57             | 2/5          | 0/0         | 0/0          | 1 / 1 / 2           | 3         | 4         | 1         | 0        | 0        | 0        | 11        |
| 10                    | Luis-Miguel Latibon | 20:31             | 2/6          | 0/0         | 0/0          | 0 / 7 / 7           | 3         | 4         | 0         | 0        | 0        | 0        | 11        |
| 41                    | Kuray Fletcher      | 20:22             | 0/12         | 0/0         | 2/2          | 1 / 4 / 5           | 2         | 2         | 0         | 0        | 0        | 0        | 11        |
| 21                    | Egna Lewis          | 19:30             | 3/7          | 0/0         | 0/0          | 0 / 3 / 3           | 1         | 6         | 2         | 0        | 0        | 0        | 11        |
| 15                    | Alysona Carter      | 18:10             | 1/3          | 0/0         | 0/0          | 1 / 1 / 2           | 0         | 2         | 0         | 0        | 0        | 0        | 11        |
| 11                    | Anthony Wood        | 17:38             | 0/2          | 0/0         | 0/0          | 0 / 0 / 0           | 0         | 0         | 0         | 0        | 0        | 0        | 11        |
| <b>Totals</b>         |                     | <b>17:43</b>      | <b>31-63</b> | <b>0-15</b> | <b>12-14</b> | <b>13 / 14 / 27</b> | <b>14</b> | <b>67</b> | <b>13</b> | <b>2</b> | <b>0</b> | <b>0</b> | <b>11</b> |
| Technical Fouls: NONE |                     |                   |              |             |              |                     |           |           |           |          |          |          |           |

| Shooting By Period |            |            |           |           |  |  |  |  |  |  |
|--------------------|------------|------------|-----------|-----------|--|--|--|--|--|--|
| 1st                | 50%        | 33%        | 0%        | 0%        |  |  |  |  |  |  |
| 2nd                | 50%        | 33%        | 0%        | 0%        |  |  |  |  |  |  |
| 3rd                | 50%        | 33%        | 0%        | 0%        |  |  |  |  |  |  |
| 4th                | 50%        | 33%        | 0%        | 0%        |  |  |  |  |  |  |
| 5th                | 50%        | 33%        | 0%        | 0%        |  |  |  |  |  |  |
| <b>Totals</b>      | <b>50%</b> | <b>33%</b> | <b>0%</b> | <b>0%</b> |  |  |  |  |  |  |

| Biggest Lead     |               | MIA           |               | GT            |               | Points from   |               | MIA           |               | GT            |               | Period by Period Scoring |               |
|------------------|---------------|---------------|---------------|---------------|---------------|---------------|---------------|---------------|---------------|---------------|---------------|--------------------------|---------------|
| Biggest Lead     | 11 (1st 0:00) | 10 (1st 0:00) | 10 (1st 0:00) | 10 (1st 0:00) | 10 (1st 0:00) | 10 (1st 0:00) | 10 (1st 0:00) | 10 (1st 0:00) | 10 (1st 0:00) | 10 (1st 0:00) | 10 (1st 0:00) | 10 (1st 0:00)            | 10 (1st 0:00) |
| Best Scoring Run | 12 (1st 1:00) | 12 (1st 1:00) | 12 (1st 1:00) | 12 (1st 1:00) | 12 (1st 1:00) | 12 (1st 1:00) | 12 (1st 1:00) | 12 (1st 1:00) | 12 (1st 1:00) | 12 (1st 1:00) | 12 (1st 1:00) | 12 (1st 1:00)            | 12 (1st 1:00) |
| Lead Changes     | 3             | 3             | 3             | 3             | 3             | 3             | 3             | 3             | 3             | 3             | 3             | 3                        | 3             |
| Times Tied       | 1             | 1             | 1             | 1             | 1             | 1             | 1             | 1             | 1             | 1             | 1             | 1                        | 1             |
| Time with Lead   | 0:28          | 17:06         | 0:28          | 17:06         | 0:28          | 17:06         | 0:28          | 17:06         | 0:28          | 17:06         | 0:28          | 17:06                    | 0:28          |

## GAME NINETEEN

Miami vs. Boston College  
Feb. 18, 2021 | Coral Gables, Fla.

| Boston College - 60   |                  | Report 5-0 (0-0) |             |            |              |                     |           |           |          |          |          |          |           |
|-----------------------|------------------|------------------|-------------|------------|--------------|---------------------|-----------|-----------|----------|----------|----------|----------|-----------|
| NO.                   | Name             | MP               | FG          | 3P         | FT           | Rebounds            | FOULS     | PTS       | AS       | TS       | ST       | Blocks   | PF        |
|                       |                  |                  | M/A         | M/A        | M/A          | (OR / DR / TOT)     | (P / F)   |           |          |          |          | (B / S)  |           |
| 13                    | Taylor Spaul     | 36:50            | 7/15        | 0/0        | 11/11        | 3 / 7 / 10          | 4         | 15        | 2        | 1        | 0        | 0        | 11        |
| 20                    | Clair Frazier    | 31:07            | 1/2         | 0/0        | 3/3          | 0 / 1 / 1           | 2         | 2         | 0        | 0        | 0        | 0        | 11        |
| 1                     | Camerton Swartz  | 26:35            | 1/10        | 0/0        | 1/2          | 2 / 4 / 6           | 2         | 2         | 1        | 0        | 0        | 0        | 11        |
| 10                    | Malaysia Dickson | 26:45            | 5/13        | 3/6        | 0/0          | 2 / 1 / 3           | 0         | 13        | 2        | 1        | 0        | 0        | 11        |
| 14                    | Marcus Garnaud   | 24:27            | 4/13        | 1/8        | 2/2          | 2 / 3 / 5           | 2         | 9         | 2        | 1        | 0        | 0        | 11        |
| 2                     | Kelley Marshall  | 17:01            | 1/3         | 0/0        | 0/0          | 1 / 1 / 2           | 1         | 2         | 0        | 0        | 0        | 0        | 11        |
| 3                     | Jamir Bates      | 14:28            | 0/8         | 0/0        | 1/1          | 2 / 4 / 6           | 0         | 1         | 0        | 1        | 0        | 0        | 11        |
| 24                    | Alta Palmeri     | 10:21            | 2/3         | 0/1        | 0/0          | 0 / 0 / 0           | 0         | 4         | 1        | 1        | 0        | 0        | 11        |
| <b>Totals</b>         |                  | <b>20:47</b>     | <b>4-25</b> | <b>1-8</b> | <b>15-15</b> | <b>11 / 16 / 27</b> | <b>14</b> | <b>14</b> | <b>8</b> | <b>1</b> | <b>3</b> | <b>0</b> | <b>11</b> |
| Technical Fouls: NONE |                  |                  |             |            |              |                     |           |           |          |          |          |          |           |

| Shooting By Period |            |            |           |           |  |  |  |  |  |  |
|--------------------|------------|------------|-----------|-----------|--|--|--|--|--|--|
| 1st                | 50%        | 33%        | 0%        | 0%        |  |  |  |  |  |  |
| 2nd                | 50%        | 33%        | 0%        | 0%        |  |  |  |  |  |  |
| 3rd                | 50%        | 33%        | 0%        | 0%        |  |  |  |  |  |  |
| 4th                | 50%        | 33%        | 0%        | 0%        |  |  |  |  |  |  |
| 5th                | 50%        | 33%        | 0%        | 0%        |  |  |  |  |  |  |
| <b>Totals</b>      | <b>50%</b> | <b>33%</b> | <b>0%</b> | <b>0%</b> |  |  |  |  |  |  |

| Miami (U) - 77 |                 | Report 48-2 (0-0) |      |     |     |                 |         |     |    |    |    |         |    |
|----------------|-----------------|-------------------|------|-----|-----|-----------------|---------|-----|----|----|----|---------|----|
| NO.            | Name            | MP                | FG   | 3P  | FT  | Rebounds        | FOULS   | PTS | AS | TS | ST | Blocks  | PF |
|                |                 |                   | M/A  | M/A | M/A | (OR / DR / TOT) | (P / F) |     |    |    |    | (B / S) |    |
| 3              | Deshayn Hudson  | 35:10             | 6/12 | 0/3 | 4/4 | 2 / 1 / 3       | 3       | 20  | 0  | 1  | 2  | 1       | 11 |
| 30             | Naimi Miranda   | 28:04             | 5/14 | 1/1 | 2/2 | 1 / 3 / 4       | 2       | 13  | 3  | 1  | 0  | 0       | 10 |
| 4              | Enoka Barka     | 27:44             | 5/10 | 1/4 | 0/0 | 4 / 0 / 4       | 0       | 11  | 4  | 1  | 0  | 0       | 11 |
| 13             | Taylor Mason    | 26:03             | 3/5  | 1/2 | 4/4 | 0 / 2 / 2       | 3       | 11  | 1  | 0  | 0  | 0       | 10 |
| 25             | Karla Espino    | 25:18             | 4/8  | 1/4 | 2/2 | 1 / 1 / 2       | 1       | 11  | 2  | 1  | 0  | 0       | 11 |
| 30             | Kelley Marshall | 26:39             | 4/11 | 3/5 | 0/0 | 2 / 3 / 5       | 1       | 11  | 6  | 2  | 0  | 0       | 11 |
| 44             | Sydney Roby     | 11:56             | 1/2  | 0/0 | 0/0 | 0 / 0 / 0       | 0       | 2   | 0  | 0  |    |         |    |

# BOX SCORES

## GAME TWENTY-ONE

Miami at Clemson  
Feb. 26, 2021 | Clemson, S.C.

| Miami (11 - 8) |                     | Report 12:30 (EST) |      |       |      |              |           |    |    |    |    |           |     |
|----------------|---------------------|--------------------|------|-------|------|--------------|-----------|----|----|----|----|-----------|-----|
| NO.            | Name                | MIN                | FG   | 3P    | FT   | Rebounds     | Fouls     | TP | AS | TS | ST | Blocks    | PP  |
|                |                     |                    | 44%  | 44%   | 84%  | (off/def/rt) | (off/def) |    |    |    |    | (off/def) | PP% |
| 3              | Grady Hudson        | 37:34              | 0-15 | 1-3   | 2-2  | 1-3-4        | 0-2-21    | 5  | 1  | 2  | 0  | 0         | 3%  |
| 26             | Nasim Mansori       | 26:12              | 0-0  | 0-0   | 2-2  | 2-3          | 0-4-4     | 2  | 2  | 1  | 1  | 0         | 0%  |
| 4              | Erika Banks         | 33:47              | 2-7  | 1-2   | 8-10 | 0-6          | 1-13      | 1  | 4  | 1  | 0  | 0         | 14% |
| 15             | Taylor Mason        | 01:20              | 1-4  | 0-1   | 0-2  | 1-2          | 0-1       | 1  | 2  | 0  | 1  | 0         | 8%  |
| 20             | Kelaysia Marshall   | 02:01              | 0-4  | 1-4   | 1-1  | 3-4          | 2-1       | 1  | 3  | 0  | 1  | 0         | 3%  |
| 9              | Karla Eryvic        | 21:02              | 3-5  | 2-3   | 1-2  | 0-2          | 2-1       | 1  | 9  | 1  | 0  | 0         | 17% |
| 1              | Makayla Johnson Sid | 13:42              | 1-1  | 1-1   | 0-0  | 0-0          | 1-1       | 0  | 0  | 0  | 0  | 0         | 0%  |
| 4              | Sydney Ruby         | 13:48              | 3-4  | 0-0   | 0-2  | 4-3          | 7-1       | 2  | 8  | 0  | 1  | 1         | 0   |
| 14             | Nyayogah Gary       | 02:45              | 0-0  | 0-0   | 0-0  | 1-0          | 0-0       | 0  | 0  | 0  | 0  | 0         | 0%  |
| 6              | Korcia Salinas      | 04:29              | 0-0  | 0-0   | 0-0  | 0-0          | 0-0       | 0  | 0  | 0  | 0  | 0         | 0%  |
| Team           |                     |                    | 1-4  | 5-3   | 2-2  | 1-4          | 1-1       | 2  | 1  | 2  | 1  | 1         | 0%  |
| Totals         |                     | 24:53              | 8-14 | 14-24 | 9-28 | 35-31        | 38-2      | 14 | 13 | 2  | 2  | 1         | 0%  |

Shot Ball Rebounds 4-0

| Clemson - 62 |                  | Report 10:12 (EST) |       |       |       |              |           |    |    |    |    |           |     |
|--------------|------------------|--------------------|-------|-------|-------|--------------|-----------|----|----|----|----|-----------|-----|
| NO.          | Name             | MIN                | FG    | 3P    | FT    | Rebounds     | Fouls     | TP | AS | TS | ST | Blocks    | PP  |
|              |                  |                    | 44%   | 44%   | 84%   | (off/def/rt) | (off/def) |    |    |    |    | (off/def) | PP% |
| 5            | Arion Robinson   | 21:39              | 2-8   | 1-4   | 5-8   | 3-4          | 1-5-3     | 10 | 0  | 2  | 0  | 0         | 13% |
| 24           | Mikayla Hayes    | 17:29              | 1-5   | 0-0   | 0-0   | 1-1          | 1-0       | 2  | 0  | 0  | 0  | 0         | 7%  |
| 20           | Dacia Washington | 01:35              | 1-1   | 0-0   | 1-1   | 1-1          | 1-4       | 1  | 1  | 0  | 1  | 0         | 3%  |
| 3            | Kandiyl Gray     | 02:12              | 2-6   | 1-4   | 0-0   | 1-2          | 0-0       | 0  | 0  | 0  | 0  | 0         | 7%  |
| 10           | Grady Reid       | 01:28              | 4-5   | 3-7   | 0-0   | 1-3          | 4-0       | 1  | 3  | 1  | 1  | 0         | 20% |
| 1            | Destiny Thomas   | 00:11              | 0-2   | 0-2   | 3-2   | 1-1          | 2-1       | 1  | 8  | 2  | 1  | 0         | 0%  |
| 29           | Najia Cherry     | 16:48              | 0-0   | 0-0   | 3-6   | 5-2          | 7-2       | 4  | 3  | 0  | 0  | 0         | 12% |
| 4            | Waronika Hipp    | 05:54              | 1-4   | 0-0   | 0-0   | 0-2          | 0-0       | 0  | 1  | 0  | 0  | 0         | 3%  |
| 36           | Tyler Bennett    | 22:38              | 0-0   | 0-0   | 4-4   | 2-0          | 4-0       | 0  | 0  | 0  | 1  | 0         | 0%  |
| 21           | Shavika Meadows  | 03:24              | 0-0   | 0-0   | 0-0   | 0-0          | 0-0       | 0  | 0  | 0  | 0  | 0         | 0%  |
| 12           | Hannah Hank      | 07:11              | 1-2   | 0-0   | 0-1   | 1-2          | 0-0       | 0  | 0  | 0  | 0  | 0         | 10% |
| Team         |                  |                    | 11-7  | 7-1   | 13-20 | 13-10        | 4-2       | 2  | 4  | 2  | 1  | 1         | 0%  |
| Totals       |                  | 52:04              | 19-22 | 10-14 | 39-24 | 42-21        | 11-52     | 13 | 13 | 4  | 2  | 1         | 0%  |

Shot Ball Rebounds 5-0

| Miami            |              | Clemson          |              |
|------------------|--------------|------------------|--------------|
| Biggest lead     | 8 (11/2-12)  | Biggest lead     | 8 (11/2-12)  |
| Best Scoring Run | 15 (3/7-6/1) | Best Scoring Run | 15 (3/7-6/1) |
| Lead Changes     | 5            | Lead Changes     | 5            |
| Time Tied        | 0            | Time Tied        | 0            |
| Time with Lead   | 19:21        | Time with Lead   | 17:11        |

## GAME TWENTY-TWO

Miami vs. Virginia Tech  
March 4, 2021 | Greensboro, N.C.

| Miami (11 - 8) |                     | Report 12:11 |       |       |       |              |           |    |    |    |    |           |     |
|----------------|---------------------|--------------|-------|-------|-------|--------------|-----------|----|----|----|----|-----------|-----|
| NO.            | Name                | MIN          | FG    | 3P    | FT    | Rebounds     | Fouls     | TP | AS | TS | ST | Blocks    | PP  |
|                |                     |              | 44%   | 44%   | 84%   | (off/def/rt) | (off/def) |    |    |    |    | (off/def) | PP% |
| 3              | Grady Hudson        | 38:51        | 11-19 | 2-6   | 3-4   | 5-6          | 11-7      | 4  | 12 | 1  | 2  | 0         | 13% |
| 26             | Nasim Mansori       | 21:28        | 3-8   | 0-0   | 2-2   | 0-3          | 5-9       | 1  | 8  | 2  | 0  | 1         | 12% |
| 4              | Erika Banks         | 23:25        | 1-10  | 0-0   | 2-2   | 0-0          | 1-2       | 0  | 3  | 2  | 0  | 0         | 14% |
| 15             | Taylor Mason        | 04:01        | 0-6   | 1-4   | 0-0   | 1-2          | 0-1       | 1  | 2  | 0  | 0  | 0         | 0%  |
| 20             | Karla Eryvic        | 01:00        | 1-8   | 1-6   | 0-0   | 1-2          | 0-0       | 1  | 2  | 0  | 2  | 1         | 8%  |
| 9              | Karla Eryvic        | 05:12        | 0-0   | 0-0   | 0-0   | 0-0          | 0-0       | 0  | 0  | 0  | 0  | 0         | 0%  |
| 1              | Makayla Johnson Sid | 02:50        | 1-8   | 1-6   | 0-0   | 1-2          | 0-0       | 1  | 3  | 0  | 0  | 0         | 4%  |
| 4              | Sydney Ruby         | 08:34        | 0-0   | 0-0   | 1-0   | 1-0          | 2         | 0  | 0  | 0  | 0  | 0         | 0%  |
| 14             | Nyayogah Gary       | 02:35        | 0-0   | 0-0   | 0-0   | 0-0          | 0-0       | 0  | 0  | 0  | 0  | 0         | 0%  |
| Team           |                     |              | 0-0   | 0-0   | 0-0   | 0-0          | 0-0       | 0  | 0  | 0  | 0  | 0         | 0%  |
| Totals         |                     | 24:43        | 15-28 | 10-12 | 12-20 | 35-22        | 15-64     | 11 | 23 | 5  | 1  | 2         | 8%  |

Technical Fouls: NONE

| Virginia Tech - 12 |                  | Report 14:4 |       |       |       |              |           |    |    |    |    |           |     |
|--------------------|------------------|-------------|-------|-------|-------|--------------|-----------|----|----|----|----|-----------|-----|
| NO.                | Name             | MIN         | FG    | 3P    | FT    | Rebounds     | Fouls     | TP | AS | TS | ST | Blocks    | PP  |
|                    |                  |             | 44%   | 44%   | 84%   | (off/def/rt) | (off/def) |    |    |    |    | (off/def) | PP% |
| 33                 | Elizabeth Kibay  | 04:00       | 0-1   | 0-0   | 4-4   | 1-1          | 1-1       | 1  | 1  | 0  | 1  | 1         | 1   |
| 2                  | Alasha Shippard  | 01:20       | 0-5   | 1-9   | 0-0   | 1-1          | 0-1       | 0  | 7  | 1  | 0  | 0         | 0   |
| 5                  | Georgia Annosa   | 01:40       | 0-1   | 0-0   | 1-2   | 0-2          | 2-2       | 1  | 0  | 0  | 0  | 0         | 0   |
| 15                 | Azaria Barnes    | 04:03       | 2-6   | 0-2   | 0-0   | 0-3          | 5-8       | 1  | 4  | 1  | 0  | 0         | 0   |
| 22                 | Carla King       | 01:30       | 4-4   | 0-0   | 1-1   | 4-2          | 1         | 0  | 2  | 2  | 0  | 0         | 12% |
| 11                 | Crystal Onigb    | 08:27       | 3-6   | 1-2   | 6-7   | 0-10         | 10-2      | 5  | 15 | 4  | 1  | 0         | 11% |
| 13                 | Dacia Washington | 07:05       | 0-0   | 0-0   | 1-2   | 0-0          | 2-1       | 1  | 3  | 0  | 0  | 0         | 0%  |
| Team               |                  |             | 1-1   | 0-0   | 1-1   | 0-0          | 0         | 0  | 0  | 0  | 0  | 0         | 0%  |
| Totals             |                  | 24:52       | 10-23 | 10-18 | 15-26 | 31           | 13        | 20 | 12 | 11 | 3  | 1         | 1   |

Technical Fouls: NONE

| Miami            |              | Virginia Tech    |              |
|------------------|--------------|------------------|--------------|
| Biggest lead     | 8 (11/2-12)  | Biggest lead     | 8 (11/2-12)  |
| Best Scoring Run | 15 (3/7-6/1) | Best Scoring Run | 15 (3/7-6/1) |
| Lead Changes     | 5            | Lead Changes     | 5            |
| Time Tied        | 0            | Time Tied        | 0            |
| Time with Lead   | 00:00        | Time with Lead   | 30:00        |

2020-21 SEASON





# SEASON STATISTICS

| RECORD:        | OVERALL | HOME | AWAY | NEUTRAL |
|----------------|---------|------|------|---------|
| ALL GAMES      | 11-11   | 8-4  | 3-6  | 0-1     |
| CONFERENCE     | 8-10    | 5-4  | 3-6  | 0-0     |
| NON-CONFERENCE | 3-1     | 3-0  | 0-0  | 0-1     |

| #              | Player               | gp-gs | min  | avg  | Total    |      | 3-Point |      | F-Throw |      | Rebounds |     |     |      |     | pts | avg |     |    |     |      |      |  |
|----------------|----------------------|-------|------|------|----------|------|---------|------|---------|------|----------|-----|-----|------|-----|-----|-----|-----|----|-----|------|------|--|
|                |                      |       |      |      | fg-fga   | fg%  | 3fg-fga | 3fg% | ft-f    | ft%  | off      | def | tot | av   | pf  |     |     | dq  | a  | to  | blk  | stl  |  |
| 20             | Kelsey Marshall      | 21-19 | 604  | 28.8 | 98-275   | .356 | 49-166  | .295 | 33-46   | .717 | 11       | 50  | 61  | 2.9  | 40  | 0   | 37  | 36  | 3  | 21  | 278  | 13.2 |  |
| 03             | Destiny Harden       | 22-21 | 520  | 23.6 | 89-178   | .500 | 19-61   | .311 | 39-61   | .639 | 32       | 86  | 118 | 5.4  | 42  | 0   | 29  | 38  | 9  | 27  | 236  | 10.7 |  |
| 04             | Endia Banks          | 22-16 | 663  | 30.1 | 87-202   | .431 | 17-56   | .304 | 25-42   | .595 | 29       | 71  | 100 | 4.5  | 33  | 0   | 69  | 53  | 0  | 21  | 216  | 9.8  |  |
| 35             | Naomi Mbandu         | 22-16 | 572  | 26.0 | 62-133   | .466 | 10-33   | .303 | 43-52   | .827 | 30       | 74  | 104 | 4.7  | 46  | 0   | 36  | 34  | 4  | 31  | 177  | 8.0  |  |
| 13             | Taylor Mason         | 22-19 | 611  | 27.8 | 60-174   | .345 | 11-42   | .262 | 42-63   | .667 | 26       | 71  | 97  | 4.4  | 34  | 0   | 47  | 47  | 0  | 20  | 173  | 7.9  |  |
| 14             | Nyayogah Gony        | 22-0  | 223  | 10.1 | 26-69    | .377 | 17-52   | .327 | 9-12    | .750 | 16       | 13  | 29  | 1.3  | 22  | 0   | 4   | 20  | 1  | 6   | 78   | 3.5  |  |
| 25             | Karla Erjavac        | 17-6  | 368  | 21.6 | 27-81    | .333 | 15-47   | .319 | 3-4     | .750 | 3        | 18  | 21  | 1.2  | 22  | 0   | 34  | 20  | 0  | 9   | 72   | 4.2  |  |
| 01             | Moulayna Johnson Sid | 19-6  | 363  | 19.1 | 22-79    | .278 | 9-37    | .243 | 16-22   | .727 | 18       | 50  | 68  | 3.6  | 20  | 0   | 7   | 14  | 2  | 4   | 69   | 3.6  |  |
| 44             | Sydney Roby          | 21-1  | 183  | 8.7  | 24-55    | .436 | 0-0     | .000 | 14-31   | .452 | 27       | 25  | 52  | 2.5  | 44  | 0   | 3   | 15  | 10 | 6   | 62   | 3.0  |  |
| 15             | Jamir Huston         | 17-2  | 194  | 11.4 | 24-64    | .375 | 0-0     | .000 | 9-21    | .429 | 21       | 10  | 31  | 1.8  | 25  | 0   | 4   | 10  | 3  | 7   | 57   | 3.4  |  |
| 21             | Brianna Jackson      | 10-4  | 86   | 8.6  | 11-24    | .458 | 0-3     | .000 | 13-14   | .929 | 10       | 16  | 26  | 2.6  | 15  | 0   | 2   | 5   | 4  | 4   | 35   | 3.5  |  |
| 00             | Kenza Salgues        | 4-0   | 13   | 3.3  | 0-1      | .000 | 0-1     | .000 | 0-0     | .000 | 0        | 0   | 0   | 0.0  | 1   | 0   | 0   | 1   | 0  | 0   | 0    | 0.0  |  |
| Team           |                      |       |      |      |          |      |         |      |         |      |          |     |     |      |     |     |     |     |    |     |      |      |  |
| Total.....     |                      | 22    | 4400 |      | 530-1335 | .397 | 147-498 | .295 | 246-368 | .668 | 268      | 540 | 808 | 36.7 | 344 | 0   | 272 | 302 | 36 | 156 | 1453 | 66.0 |  |
| Opponents..... |                      | 22    | 4400 |      | 555-1344 | .413 | 155-527 | .294 | 206-297 | .694 | 276      | 586 | 862 | 39.2 | 362 | -   | 306 | 337 | 63 | 136 | 1471 | 66.9 |  |

## TEAM STATISTICS

|                        | UM       | OPP      |
|------------------------|----------|----------|
| SCORING                | 1453     | 1471     |
| Points per game        | 66.0     | 66.9     |
| Scoring margin         | -0.8     | -        |
| FIELD GOALS-ATT        | 530-1335 | 555-1344 |
| Field goal pct         | .397     | .413     |
| 3 POINT FG-ATT         | 147-498  | 155-527  |
| 3-point FG pct         | .295     | .294     |
| 3-pt FG made per game  | 6.7      | 7.0      |
| FREE THROWS-ATT        | 246-368  | 206-297  |
| Free throw pct         | .668     | .694     |
| F-Throws made per game | 11.2     | 9.4      |
| REBOUNDS               | 808      | 862      |
| Rebounds per game      | 36.7     | 39.2     |
| Rebounding margin      | -2.5     | -        |
| ASSISTS                | 272      | 306      |
| Assists per game       | 12.4     | 13.9     |
| TURNOVERS              | 302      | 337      |
| Turnovers per game     | 13.7     | 15.3     |
| Turnover margin        | +1.6     | -        |
| Assist/turnover ratio  | 0.9      | 0.9      |
| STEALS                 | 156      | 136      |
| Steals per game        | 7.1      | 6.2      |
| BLOCKS                 | 36       | 63       |
| Blocks per game        | 1.6      | 2.9      |
| ATTENDANCE             | 0        | 6087     |
| Home games-Avg/Game    | 12-0     | 9-676    |
| Neutral site-Avg/Game  | -        | 1-0      |

| Date       | Opponent          | Score   | Att  |
|------------|-------------------|---------|------|
| 11/25/20   | JACKSONVILLE      | w 74-58 | 0    |
| 11/28/20   | NORTH FLORIDA     | w 81-39 | 0    |
| 12/03/20   | FLA. ATLANTIC     | w 73-61 | 0    |
| * 12/10/20 | SYRACUSE          | L 58-69 | 0    |
| * 12/14/20 | NORTH CAROLINA    | w 67-63 | 0    |
| * 12/20/20 | at NC State       | L 47-78 | 25   |
| * 12/31/20 | NOTRE DAME        | L 60-71 | 0    |
| * 01/03/21 | CLEMSON           | w 80-71 | 0    |
| * 01/07/21 | at Wake Forest    | L 60-63 | 0    |
| * 01/10/21 | at North Carolina | w 69-59 | 0    |
| * 01/17/21 | at Syracuse       | L 64-99 | 0    |
| * 01/21/21 | at Pittsburgh     | w 72-68 | 500  |
| * 01/26/21 | at Louisville     | L 76-79 | 2653 |
| * 01/28/21 | GEORGIA TECH      | L 56-70 | 0    |
| * 02/07/21 | FLORIDA ST.       | w 68-53 | 0    |
| * 02/11/21 | VIRGINIA TECH     | L 55-75 | 0    |
| * 02/14/21 | at Florida St.    | L 59-67 | 1202 |
| * 02/16/21 | at Georgia Tech   | L 56-67 | 1200 |
| * 02/18/21 | BOSTON COLLEGE    | w 77-60 | 0    |
| * 02/25/21 | WAKE FOREST       | w 69-67 | 0    |
| * 02/28/21 | at Clemson        | w 68-62 | 507  |
| 03/04/21   | vs Virginia Tech  | L 64-72 | 0    |

\* - Conference game

## Score by Periods

|            | 1st | 2nd | 3rd | 4th | Totals |
|------------|-----|-----|-----|-----|--------|
| Miami (FL) | 313 | 345 | 415 | 380 | 1453   |
| Opponents  | 403 | 332 | 391 | 345 | 1471   |

2020-21 SEASON

# CONFERENCE STATISTICS

| RECORD:        | OVERALL | HOME | AWAY | NEUTRAL |
|----------------|---------|------|------|---------|
| ALL GAMES      | 8-10    | 5-4  | 3-6  | 0-0     |
| CONFERENCE     | 8-10    | 5-4  | 3-6  | 0-0     |
| NON-CONFERENCE | 0-0     | 0-0  | 0-0  | 0-0     |

| #              | Player               | Total |      |          |        |      |         |      |         |       |     | 3-Point |     |      | F-Throw |    |     | Rebounds |     |     |      |      |     |   |  |  |  |
|----------------|----------------------|-------|------|----------|--------|------|---------|------|---------|-------|-----|---------|-----|------|---------|----|-----|----------|-----|-----|------|------|-----|---|--|--|--|
|                |                      | gp-gs | min  | avg      | fg-fga | fg%  | 3fg-fga | 3fg% | ft-fa   | ft%   | off | def     | tot | avg  | pf      | dq | a   | to       | blk | stl | pts  | avg  |     |   |  |  |  |
| 00             | Kenza Salgues        | 3-0   | 10   | 3.3      | 0-1    | .000 | 0-1     | .000 | 0-0     | .000  | 0   | 0       | 0   | 0.0  | 0       | 0  | 0   | 0        | 0   | 0   | 0    | 0    | 0.0 |   |  |  |  |
| 01             | Moulayna Johnson Sid | 15-3  | 247  | 16.5     | 10-43  | .233 | 4-22    | .182 | 6-9     | .667  | 11  | 29      | 40  | 2.7  | 17      | 0  | 7   | 9        | 1   | 4   | 30   | 2.0  |     |   |  |  |  |
| 03             | Destiny Harden       | 18-17 | 406  | 22.6     | 66-134 | .493 | 15-48   | .313 | 27-44   | .614  | 21  | 65      | 86  | 4.8  | 34      | 0  | 18  | 31       | 8   | 19  | 174  | 9.7  |     |   |  |  |  |
| 04             | Endia Banks          | 18-15 | 567  | 31.5     | 74-170 | .435 | 15-46   | .326 | 22-37   | .595  | 23  | 61      | 84  | 4.7  | 26      | 0  | 59  | 43       | 0   | 21  | 185  | 10.3 |     |   |  |  |  |
| 13             | Taylor Mason         | 18-15 | 485  | 26.9     | 48-140 | .343 | 9-33    | .273 | 31-48   | .646  | 22  | 53      | 75  | 4.2  | 30      | 0  | 33  | 39       | 0   | 16  | 136  | 7.6  |     |   |  |  |  |
| 14             | Nyayongah Gony       | 18-0  | 192  | 10.7     | 24-62  | .387 | 16-47   | .340 | 7-10    | .700  | 15  | 12      | 27  | 1.5  | 17      | 0  | 4   | 16       | 1   | 3   | 71   | 3.9  |     |   |  |  |  |
| 15             | Jamir Huston         | 14-2  | 162  | 11.6     | 20-54  | .370 | 0-0     | .000 | 9-21    | .429  | 16  | 9       | 25  | 1.8  | 19      | 0  | 3   | 7        | 3   | 6   | 49   | 3.5  |     |   |  |  |  |
| 20             | Kelsey Marshall      | 18-16 | 513  | 28.5     | 82-239 | .343 | 39-140  | .279 | 19-29   | .655  | 9   | 40      | 49  | 2.7  | 34      | 0  | 29  | 28       | 3   | 16  | 222  | 12.3 |     |   |  |  |  |
| 21             | Brianna Jackson      | 7-1   | 27   | 3.9      | 2-7    | .286 | 0-1     | .000 | 2-2     | 1.000 | 1   | 1       | 2   | 0.3  | 7       | 0  | 0   | 1        | 1   | 2   | 6    | 0.9  |     |   |  |  |  |
| 25             | Karla Erjavec        | 16-5  | 339  | 21.2     | 26-73  | .356 | 14-41   | .341 | 3-4     | .750  | 2   | 16      | 18  | 1.1  | 20      | 0  | 32  | 20       | 0   | 7   | 69   | 4.3  |     |   |  |  |  |
| 35             | Naomi Mbandu         | 18-15 | 494  | 27.4     | 55-114 | .482 | 10-24   | .417 | 40-48   | .833  | 28  | 64      | 92  | 5.1  | 38      | 0  | 32  | 30       | 3   | 27  | 160  | 8.9  |     |   |  |  |  |
| 44             | Sydney Roby          | 18-1  | 158  | 8.8      | 24-51  | .471 | 0-0     | .000 | 11-23   | .478  | 24  | 24      | 48  | 2.7  | 37      | 0  | 2   | 12       | 8   | 6   | 59   | 3.3  |     |   |  |  |  |
| Team           |                      |       |      |          |        |      |         |      |         |       |     |         |     |      |         |    |     | 35       | 47  | 82  |      |      |     | 8 |  |  |  |
| Total.....     |                      | 18    | 3600 | 431-1088 |        | .396 | 122-403 | .303 | 177-275 | .644  | 207 | 421     | 628 | 34.9 | 279     | 0  | 219 | 244      | 28  | 127 | 1161 | 64.5 |     |   |  |  |  |
| Opponents..... |                      | 18    | 3600 | 468-1110 |        | .422 | 131-425 | .308 | 174-249 | .699  | 240 | 492     | 732 | 40.7 | 286     | -  | 265 | 274      | 49  | 111 | 1241 | 68.9 |     |   |  |  |  |

## TEAM STATISTICS

|                        | UM       | OPP      | Date                | Opponent          | Score   | Att. |
|------------------------|----------|----------|---------------------|-------------------|---------|------|
| SCORING                | 1161     | 1241     | * 12/10/20          | SYRACUSE          | L 58-69 | 0    |
| Points per game        | 64.5     | 68.9     | * 12/14/20          | NORTH CAROLINA    | w 67-63 | 0    |
| Scoring margin         | -4.4     | -        | * 12/20/20          | at NC State       | L 47-78 | 25   |
| FIELD GOALS-ATT        | 431-1088 | 468-1110 | * 12/31/20          | NOTRE DAME        | L 60-71 | 0    |
| Field goal pct         | .396     | .422     | * 01/03/21          | CLEMSON           | w 80-71 | 0    |
| 3 POINT FG-ATT         | 122-403  | 131-425  | * 01/07/21          | at Wake Forest    | L 60-63 | 0    |
| 3-point FG pct         | .303     | .308     | * 01/10/21          | at North Carolina | w 69-59 | 0    |
| 3-pt FG made per game  | 6.8      | 7.3      | * 01/17/21          | at Syracuse       | L 64-99 | 0    |
| FREE THROWS-ATT        | 177-275  | 174-249  | * 01/26/21          | at Louisville     | L 76-79 | 2653 |
| Free throw pct         | .644     | .699     | * 01/21/21          | at Pittsburgh     | w 72-68 | 500  |
| F-Throws made per game | 9.8      | 9.7      | * 01/28/21          | GEORGIA TECH      | L 56-70 | 0    |
| REBOUNDS               | 628      | 732      | * 02/07/21          | FLORIDA ST.       | w 68-53 | 0    |
| Rebounds per game      | 34.9     | 40.7     | * 02/11/21          | VIRGINIA TECH     | L 55-75 | 0    |
| Rebounding margin      | -5.8     | -        | * 02/14/21          | at Florida St.    | L 59-67 | 1202 |
| ASSISTS                | 219      | 265      | * 02/16/21          | at Georgia Tech   | L 56-67 | 1200 |
| Assists per game       | 12.2     | 14.7     | * 02/18/21          | BOSTON COLLEGE    | w 77-60 | 0    |
| TURNOVERS              | 244      | 274      | * 02/25/21          | WAKE FOREST       | w 69-67 | 0    |
| Turnovers per game     | 13.6     | 15.2     | * 02/28/21          | at Clemson        | w 68-62 | 507  |
| Turnover margin        | +1.7     | -        | * - Conference game |                   |         |      |
| Assist/turmoer ratio   | 0.9      | 1.0      |                     |                   |         |      |
| STEALS                 | 127      | 111      |                     |                   |         |      |
| Steals per game        | 7.1      | 6.2      |                     |                   |         |      |
| BLOCKS                 | 28       | 49       |                     |                   |         |      |
| Blocks per game        | 1.6      | 2.7      |                     |                   |         |      |
| ATTENDANCE             | 0        | 6087     |                     |                   |         |      |
| Home games-Avg/Game    | 9-0      | 9-676    |                     |                   |         |      |
| Neutral site-Avg/Game  | -        | 0-0      |                     |                   |         |      |

| Score by Periods | 1st | 2nd | 3rd | 4th | Totals |
|------------------|-----|-----|-----|-----|--------|
| Miami (FL)       | 244 | 276 | 327 | 314 | 1161   |
| Opponents        | 334 | 283 | 324 | 300 | 1241   |





# NON-CONFERENCE STATISTICS

| RECORD:        | OVERALL | HOME | AWAY | NEUTRAL |
|----------------|---------|------|------|---------|
| ALL GAMES      | 3-0     | 3-0  | 0-0  | 0-0     |
| CONFERENCE     | 0-0     | 0-0  | 0-0  | 0-0     |
| NON-CONFERENCE | 3-0     | 3-0  | 0-0  | 0-0     |

| #              | Player               | gp-gs | min | Total  |        | 3-Point |       | F-Throw |       | Rebounds |     | pf | dq  | a    | to | blk | stl | pts | avg |     |      |      |
|----------------|----------------------|-------|-----|--------|--------|---------|-------|---------|-------|----------|-----|----|-----|------|----|-----|-----|-----|-----|-----|------|------|
|                |                      |       |     | fg-fga | fg%    | 3fg-fga | 3fg%  | ft-fa   | ft%   | off      | def |    |     |      |    |     |     |     |     | tot | avg  |      |
| 20             | Kelsey Marshall      | 3-3   | 91  | 30.3   | 16-36  | .444    | 10-26 | .385    | 14-17 | .824     | 2   | 10 | 12  | 4.0  | 6  | 0   | 8   | 8   | 0   | 56  | 18.7 |      |
| 03             | Destiny Harden       | 3-3   | 76  | 25.3   | 12-25  | .480    | 2-7   | .286    | 9-13  | .692     | 6   | 15 | 21  | 7.0  | 5  | 0   | 8   | 6   | 1   | 6   | 35   | 11.7 |
| 13             | Taylor Mason         | 3-3   | 92  | 30.7   | 10-28  | .357    | 1-5   | .200    | 9-13  | .692     | 3   | 16 | 19  | 6.3  | 3  | 0   | 12  | 7   | 0   | 4   | 30   | 10.0 |
| 21             | Brianna Jackson      | 3-3   | 59  | 19.7   | 9-17   | .529    | 0-2   | .000    | 11-12 | .917     | 9   | 15 | 24  | 8.0  | 8  | 0   | 2   | 4   | 3   | 2   | 29   | 9.7  |
| 01             | Moulayna Johnson Sid | 3-3   | 86  | 28.7   | 8-27   | .296    | 3-10  | .300    | 7-9   | .778     | 5   | 15 | 20  | 6.7  | 2  | 0   | 0   | 4   | 1   | 0   | 26   | 8.7  |
| 04             | Endia Banks          | 3-0   | 73  | 24.3   | 10-22  | .455    | 2-6   | .333    | 3-5   | .600     | 4   | 8  | 12  | 4.0  | 5  | 0   | 8   | 8   | 0   | 0   | 25   | 8.3  |
| 35             | Naomi Mbandu         | 3-0   | 47  | 15.7   | 4-11   | .364    | 0-6   | .000    | 1-2   | .500     | 2   | 5  | 7   | 2.3  | 4  | 0   | 2   | 4   | 0   | 3   | 9    | 3.0  |
| 15             | Jamir Huston         | 3-0   | 32  | 10.7   | 4-10   | .400    | 0-0   | .000    | 0-0   | .000     | 5   | 1  | 6   | 2.0  | 6  | 0   | 1   | 3   | 0   | 1   | 8    | 2.7  |
| 14             | Nyayongah Gony       | 3-0   | 28  | 9.3    | 2-7    | .286    | 1-5   | .200    | 2-2   | 1.000    | 1   | 1  | 2   | 0.7  | 3  | 0   | 0   | 3   | 0   | 3   | 7    | 2.3  |
| 44             | Sydney Roby          | 2-0   | 16  | 8.0    | 0-1    | .000    | 0-0   | .000    | 3-8   | .375     | 2   | 1  | 3   | 1.5  | 3  | 0   | 1   | 2   | 2   | 0   | 3    | 1.5  |
| Team           |                      |       |     |        |        |         |       |         |       | 10       | 9   | 19 |     |      |    |     |     |     |     |     |      |      |
| Total.....     |                      | 3     | 600 |        | 75-184 | .408    | 19-67 | .284    | 59-81 | .728     | 49  | 96 | 145 | 48.3 | 45 | 0   | 42  | 49  | 7   | 24  | 228  | 76.0 |
| Opponents..... |                      | 3     | 600 |        | 63-182 | .346    | 16-77 | .208    | 16-29 | .552     | 31  | 68 | 99  | 33.0 | 61 | -   | 30  | 54  | 12  | 21  | 158  | 52.7 |

| TEAM STATISTICS        | UM     | OPP    |
|------------------------|--------|--------|
| SCORING                | 228    | 158    |
| Points per game        | 76.0   | 52.7   |
| Scoring margin         | +23.3  | -      |
| FIELD GOALS-ATT        | 75-184 | 63-182 |
| Field goal pct         | .408   | .346   |
| 3 POINT FG-ATT         | 19-67  | 16-77  |
| 3-point FG pct         | .284   | .208   |
| 3-pt FG made per game  | 6.3    | 5.3    |
| FREE THROWS-ATT        | 59-81  | 16-29  |
| Free throw pct         | .728   | .552   |
| F-Throws made per game | 19.7   | 5.3    |
| REBOUNDS               | 145    | 99     |
| Rebounds per game      | 48.3   | 33.0   |
| Rebounding margin      | +15.3  | -      |
| ASSISTS                | 42     | 30     |
| Assists per game       | 14.0   | 10.0   |
| TURNOVERS              | 49     | 54     |
| Turnovers per game     | 16.3   | 18.0   |
| Turnover margin        | +1.7   | -      |
| Assist/turnover ratio  | 0.9    | 0.6    |
| STEALS                 | 24     | 21     |
| Steals per game        | 8.0    | 7.0    |
| BLOCKS                 | 7      | 12     |
| Blocks per game        | 2.3    | 4.0    |
| ATTENDANCE             | 0      | 0      |
| Home games-Avg/Game    | 3-0    | 0-0    |
| Neutral site-Avg/Game  | -      | 0-0    |

| Date     | Opponent      | Score   | Att. |
|----------|---------------|---------|------|
| 11/25/20 | JACKSONVILLE  | w 74-58 | 0    |
| 11/28/20 | NORTH FLORIDA | w 81-39 | 0    |
| 12/03/20 | FLA. ATLANTIC | w 73-61 | 0    |

\* - Conference game

| Score by Periods | 1st | 2nd | 3rd | 4th | Totals |
|------------------|-----|-----|-----|-----|--------|
| Miami (FL)       | 57  | 53  | 69  | 49  | 228    |
| Opponents        | 45  | 30  | 51  | 32  | 158    |

2020-21 SEASON



# WIN STATISTICS

| RECORD:        | OVERALL | HOME | AWAY | NEUTRAL |
|----------------|---------|------|------|---------|
| ALL GAMES      | 11-0    | 8-0  | 3-0  | 0-0     |
| CONFERENCE     | 8-0     | 5-0  | 3-0  | 0-0     |
| NON-CONFERENCE | 3-0     | 3-0  | 0-0  | 0-0     |

| #              | Player               | Total |      |      |         |      |         |      |         |       |     | 3-Point |     | F-Throw |     | Rebounds |     |     |     |     |     |      |
|----------------|----------------------|-------|------|------|---------|------|---------|------|---------|-------|-----|---------|-----|---------|-----|----------|-----|-----|-----|-----|-----|------|
|                |                      | gp-gs | min  | avg  | fg-fga  | fg%  | 3fg-fga | 3fg% | ft-fa   | ft%   | off | def     | tot | avg     | pf  | dq       | a   | to  | blk | stl | pts | avg  |
| 20             | Kelsey Marshall      | 11-10 | 340  | 30.9 | 59-150  | .393 | 31-92   | .337 | 24-35   | .686  | 6   | 34      | 40  | 3.6     | 19  | 0        | 31  | 24  | 1   | 13  | 173 | 15.7 |
| 03             | Destiny Harden       | 11-10 | 293  | 26.6 | 50-95   | .526 | 7-30    | .233 | 30-43   | .698  | 18  | 56      | 74  | 6.7     | 18  | 0        | 17  | 19  | 7   | 16  | 137 | 12.5 |
| 04             | Endia Banks          | 11-7  | 326  | 29.6 | 48-96   | .500 | 8-25    | .320 | 19-29   | .655  | 16  | 42      | 58  | 5.3     | 20  | 0        | 36  | 31  | 0   | 10  | 123 | 11.2 |
| 13             | Taylor Mason         | 11-10 | 292  | 26.5 | 33-89   | .371 | 4-17    | .235 | 21-35   | .600  | 13  | 37      | 50  | 4.5     | 16  | 0        | 25  | 24  | 0   | 8   | 91  | 8.3  |
| 35             | Naomi Mbandu         | 11-7  | 272  | 24.7 | 29-66   | .439 | 6-20    | .300 | 19-23   | .826  | 11  | 38      | 49  | 4.5     | 17  | 0        | 19  | 14  | 3   | 19  | 83  | 7.5  |
| 25             | Karla Erjavec        | 7-2   | 138  | 19.7 | 15-31   | .484 | 8-18    | .444 | 3-4     | .750  | 0   | 7       | 7   | 1.0     | 9   | 0        | 10  | 9   | 0   | 4   | 41  | 5.9  |
| 01             | Moulayna Johnson Sid | 11-4  | 203  | 18.5 | 12-48   | .250 | 7-25    | .280 | 7-9     | .778  | 11  | 26      | 37  | 3.4     | 11  | 0        | 5   | 8   | 2   | 1   | 38  | 3.5  |
| 44             | Sydnee Roby          | 10-1  | 90   | 9.0  | 13-27   | .481 | 0-0     | .000 | 7-16    | .438  | 15  | 15      | 30  | 3.0     | 17  | 0        | 2   | 11  | 6   | 4   | 33  | 3.3  |
| 21             | Brianna Jackson      | 6-3   | 67   | 11.2 | 9-18    | .500 | 0-2     | .000 | 11-12   | .917  | 9   | 15      | 24  | 4.0     | 12  | 0        | 2   | 4   | 3   | 2   | 29  | 4.8  |
| 15             | Jamir Huston         | 8-1   | 87   | 10.9 | 12-32   | .375 | 0-0     | .000 | 3-9     | .333  | 15  | 5       | 20  | 2.5     | 14  | 0        | 3   | 5   | 1   | 4   | 27  | 3.4  |
| 14             | Nyayongah Gony       | 11-0  | 82   | 7.5  | 7-22    | .318 | 5-18    | .278 | 4-4     | 1.000 | 6   | 1       | 7   | 0.6     | 8   | 0        | 1   | 9   | 1   | 3   | 23  | 2.1  |
| 00             | Kenza Salgues        | 3-0   | 10   | 3.3  | 0-1     | .000 | 0-1     | .000 | 0-0     | .000  | 0   | 0       | 0   | 0.0     | 0   | 0        | 0   | 0   | 0   | 0   | 0   | 0.0  |
| Team           |                      |       |      |      |         |      |         |      |         |       |     | 27      | 34  | 61      |     |          |     | 6   |     |     |     |      |
| Total.....     |                      | 11    | 2200 |      | 287-675 | .425 | 76-248  | .306 | 148-219 | .676  | 147 | 310     | 457 | 41.5    | 161 | 0        | 151 | 164 | 24  | 84  | 798 | 72.5 |
| Opponents..... |                      | 11    | 2200 |      | 257-703 | .366 | 58-266  | .218 | 89-140  | .636  | 154 | 270     | 424 | 38.5    | 195 | -        | 135 | 178 | 37  | 72  | 661 | 60.1 |

| TEAM STATISTICS        | UM      | OPP     | Date       | Opponent            | Score   | Att. |
|------------------------|---------|---------|------------|---------------------|---------|------|
| SCORING                | 798     | 661     | 11/25/20   | JACKSONVILLE        | w 74-58 | 0    |
| Points per game        | 72.5    | 60.1    | 11/28/20   | NORTH FLORIDA       | w 81-39 | 0    |
| Scoring margin         | +12.5   | -       | 12/03/20   | FLA. ATLANTIC       | w 73-61 | 0    |
| FIELD GOALS-ATT        | 287-675 | 257-703 | * 12/14/20 | NORTH CAROLINA      | w 67-63 | 0    |
| Field goal pct         | .425    | .366    | * 01/03/21 | CLEMSON             | w 80-71 | 0    |
| 3 POINT FG-ATT         | 76-248  | 58-266  | * 01/10/21 | at North Carolina   | w 69-59 | 0    |
| 3-point FG pct         | .306    | .218    | * 01/21/21 | at Pittsburgh       | w 72-68 | 500  |
| 3-pt FG made per game  | 6.9     | 5.3     | * 02/07/21 | FLORIDA ST.         | w 68-53 | 0    |
| FREE THROWS-ATT        | 148-219 | 89-140  | * 02/18/21 | BOSTON COLLEGE      | w 77-60 | 0    |
| Free throw pct         | .676    | .636    | * 02/25/21 | WAKE FOREST         | w 69-67 | 0    |
| F-Throws made per game | 13.5    | 8.1     | * 02/28/21 | at Clemson          | w 68-62 | 507  |
| REBOUNDS               | 457     | 424     |            |                     |         |      |
| Rebounds per game      | 41.5    | 38.5    |            | * - Conference game |         |      |
| Rebounding margin      | +3.0    | -       |            |                     |         |      |
| ASSISTS                | 151     | 135     |            |                     |         |      |
| Assists per game       | 13.7    | 12.3    |            |                     |         |      |
| TURNOVERS              | 164     | 178     |            |                     |         |      |
| Turnovers per game     | 14.9    | 16.2    |            |                     |         |      |
| Turnover margin        | +1.3    | -       |            |                     |         |      |
| Assist/turnover ratio  | 0.9     | 0.8     |            |                     |         |      |
| STEALS                 | 84      | 72      |            |                     |         |      |
| Steals per game        | 7.6     | 6.5     |            |                     |         |      |
| BLOCKS                 | 24      | 37      |            |                     |         |      |
| Blocks per game        | 2.2     | 3.4     |            |                     |         |      |
| ATTENDANCE             | 0       | 1007    |            |                     |         |      |
| Home games-Avg/Game    | 8-0     | 3-336   |            |                     |         |      |
| Neutral site-Avg/Game  | -       | 0-0     |            |                     |         |      |

| Score by Periods | 1st | 2nd | 3rd | 4th | Totals |
|------------------|-----|-----|-----|-----|--------|
| Miami (FL)       | 163 | 202 | 230 | 203 | 798    |
| Opponents        | 172 | 134 | 185 | 170 | 661    |

2020-21 SEASON





# LOSS STATISTICS

| RECORD:        | OVERALL | HOME | AWAY | NEUTRAL |
|----------------|---------|------|------|---------|
| ALL GAMES      | 0-11    | 0-4  | 0-6  | 0-1     |
| CONFERENCE     | 0-10    | 0-4  | 0-6  | 0-0     |
| NON-CONFERENCE | 0-1     | 0-0  | 0-0  | 0-1     |

| ##             | Player               | Total |      | 3-Point |         | F-Throw |         | Rebounds |         | PF    |     | DQ  |     | A    |     | BLK |     | STL |     | PTS |     | AVG  |
|----------------|----------------------|-------|------|---------|---------|---------|---------|----------|---------|-------|-----|-----|-----|------|-----|-----|-----|-----|-----|-----|-----|------|
|                |                      | gp-gs | min  | avg     | fg-fga  | fg%     | 3fg-fga | 3fg%     | ft-fa   | ft%   | off | def | tot | avg  | pf  | dq  | a   | to  | blk | stl | pts |      |
| 20             | Kelsey Marshall      | 10-9  | 264  | 26.4    | 39-125  | .312    | 18-74   | .243     | 9-11    | .818  | 5   | 16  | 21  | 2.1  | 21  | 0   | 6   | 12  | 2   | 8   | 105 | 10.5 |
| 03             | Destiny Harden       | 11-11 | 227  | 20.6    | 39-83   | .470    | 12-31   | .387     | 9-18    | .500  | 14  | 30  | 44  | 4.0  | 24  | 0   | 12  | 19  | 2   | 11  | 99  | 9.0  |
| 35             | Naomi Mbandu         | 11-9  | 300  | 27.3    | 33-67   | .493    | 4-13    | .308     | 24-29   | .828  | 19  | 36  | 55  | 5.0  | 29  | 0   | 17  | 20  | 1   | 12  | 94  | 8.5  |
| 04             | Endia Banks          | 11-9  | 337  | 30.6    | 39-106  | .368    | 9-31    | .290     | 6-13    | .462  | 13  | 29  | 42  | 3.8  | 13  | 0   | 33  | 22  | 0   | 11  | 93  | 8.5  |
| 13             | Taylor Mason         | 11-9  | 319  | 29.0    | 27-85   | .318    | 7-25    | .280     | 21-28   | .750  | 13  | 34  | 47  | 4.3  | 18  | 0   | 22  | 23  | 0   | 12  | 82  | 7.5  |
| 14             | Nyayongah Gony       | 11-0  | 141  | 12.8    | 19-47   | .404    | 12-34   | .353     | 5-8     | .625  | 10  | 12  | 22  | 2.0  | 14  | 0   | 3   | 11  | 0   | 3   | 55  | 5.0  |
| 25             | Karla Erjavec        | 10-4  | 230  | 23.0    | 12-50   | .240    | 7-29    | .241     | 0-0     | .000  | 3   | 11  | 14  | 1.4  | 13  | 0   | 24  | 11  | 0   | 5   | 31  | 3.1  |
| 01             | Moulayna Johnson Sid | 8-2   | 160  | 20.0    | 10-31   | .323    | 2-12    | .167     | 9-13    | .692  | 7   | 24  | 31  | 3.9  | 9   | 0   | 2   | 6   | 0   | 3   | 31  | 3.9  |
| 15             | Jamir Huston         | 9-1   | 107  | 11.9    | 12-32   | .375    | 0-0     | .000     | 6-12    | .500  | 6   | 5   | 11  | 1.2  | 11  | 0   | 1   | 5   | 2   | 3   | 30  | 3.3  |
| 44             | Sydney Roby          | 11-0  | 93   | 8.5     | 11-28   | .393    | 0-0     | .000     | 7-15    | .467  | 12  | 10  | 22  | 2.0  | 27  | 0   | 1   | 4   | 4   | 2   | 29  | 2.6  |
| 21             | Brianna Jackson      | 4-1   | 19   | 4.8     | 2-6     | .333    | 0-1     | .000     | 2-2     | 1.000 | 1   | 1   | 2   | 0.5  | 3   | 0   | 0   | 1   | 1   | 2   | 6   | 1.5  |
| 00             | Kenza Salgues        | 1-0   | 3    | 3.0     | 0-0     | .000    | 0-0     | .000     | 0-0     | .000  | 0   | 0   | 0   | 0.0  | 1   | 0   | 0   | 1   | 0   | 0   | 0   | 0.0  |
| Team           |                      |       |      |         |         |         |         |          |         |       | 18  | 22  | 40  |      |     |     | 3   |     |     |     |     |      |
| Total.....     |                      | 11    | 2200 |         | 243-660 | .368    | 71-250  | .284     | 98-149  | .658  | 121 | 230 | 351 | 31.9 | 183 | 0   | 121 | 138 | 12  | 72  | 655 | 59.5 |
| Opponents..... |                      | 11    | 2200 |         | 298-641 | .465    | 97-261  | .372     | 117-157 | .745  | 122 | 316 | 438 | 39.8 | 167 | -   | 171 | 159 | 26  | 64  | 810 | 73.6 |

| TEAM STATISTICS        | UM      | OPP     | Date       | Opponent            | Score   | Att. |
|------------------------|---------|---------|------------|---------------------|---------|------|
| SCORING                | 655     | 810     | * 12/10/20 | SYRACUSE            | L 58-69 | 25   |
| Points per game        | 59.5    | 73.6    | * 12/20/20 | at NC State         | L 47-78 | 25   |
| Scoring margin         | -14.1   | -       | * 12/31/20 | NOTRE DAME          | L 60-71 | 0    |
| FIELD GOALS-ATT        | 243-660 | 298-641 | * 01/07/21 | at Wake Forest      | L 60-63 | 0    |
| Field goal pct         | .368    | .465    | * 01/17/21 | at Syracuse         | L 64-99 | 0    |
| 3 POINT FG-ATT         | 71-250  | 97-261  | * 01/26/21 | at Louisville       | L 76-79 | 2653 |
| 3-point FG pct         | .284    | .372    | * 01/28/21 | GEORGIA TECH        | L 56-70 | 0    |
| 3-pt FG made per game  | 6.5     | 8.8     | * 02/11/21 | VIRGINIA TECH       | L 55-75 | 0    |
| FREE THROWS-ATT        | 98-149  | 117-157 | * 02/14/21 | at Florida St.      | L 59-67 | 1202 |
| Free throw pct         | .658    | .745    | * 02/16/21 | at Georgia Tech     | L 56-67 | 1200 |
| F-Throws made per game | 8.9     | 10.6    | 03/04/21   | vs Virginia Tech    | L 64-72 | 0    |
| REBOUNDS               | 351     | 438     |            |                     |         |      |
| Rebounds per game      | 31.9    | 39.8    |            | * - Conference game |         |      |
| Rebounding margin      | -7.9    | -       |            |                     |         |      |
| ASSISTS                | 121     | 171     |            |                     |         |      |
| Assists per game       | 11.0    | 15.5    |            |                     |         |      |
| TURNOVERS              | 138     | 159     |            |                     |         |      |
| Turnovers per game     | 12.5    | 14.5    |            |                     |         |      |
| Turnover margin        | +1.9    | -       |            |                     |         |      |
| Assist/turnover ratio  | 0.9     | 1.1     |            |                     |         |      |
| STEALS                 | 72      | 64      |            |                     |         |      |
| Steals per game        | 6.5     | 5.8     |            |                     |         |      |
| BLOCKS                 | 12      | 26      |            |                     |         |      |
| Blocks per game        | 1.1     | 2.4     |            |                     |         |      |
| ATTENDANCE             | 0       | 5080    |            |                     |         |      |
| Home games-Avg/Game    | 4-0     | 6-847   |            |                     |         |      |
| Neutral site-Avg/Game  | -       | 1-0     |            |                     |         |      |

| Score by Periods | 1st | 2nd | 3rd | 4th | Totals |
|------------------|-----|-----|-----|-----|--------|
| Miami (FL)       | 150 | 143 | 185 | 177 | 655    |
| Opponents        | 231 | 198 | 206 | 175 | 810    |

2020-21 SEASON

# HOME STATISTICS

| RECORD:        | OVERALL | HOME | AWAY | NEUTRAL |
|----------------|---------|------|------|---------|
| ALL GAMES      | 8-4     | 8-4  | 0-0  | 0-0     |
| CONFERENCE     | 5-4     | 5-4  | 0-0  | 0-0     |
| NON-CONFERENCE | 3-0     | 3-0  | 0-0  | 0-0     |

| #              | Player               | Total |      |      |         |      |         |      |         |       |     | 3-Point |     | F-Throw |     | Rebounds |     |     |     | pts | avg |      |
|----------------|----------------------|-------|------|------|---------|------|---------|------|---------|-------|-----|---------|-----|---------|-----|----------|-----|-----|-----|-----|-----|------|
|                |                      | gp-gs | min  | avg  | fg-fga  | fg%  | 3fg-fga | 3fg% | ft-fa   | ft%   | off | def     | tot | avg     | pf  | dq       | a   | to  | blk |     |     | stl  |
| 20             | Kelsey Marshall      | 12-11 | 361  | 30.1 | 57-151  | .377 | 30-99   | .303 | 22-29   | .759  | 7   | 32      | 39  | 3.3     | 21  | 0        | 29  | 22  | 1   | 12  | 166 | 13.8 |
| 03             | Destiny Harden       | 12-12 | 301  | 25.1 | 54-108  | .500 | 10-38   | .263 | 28-46   | .609  | 22  | 60      | 82  | 6.8     | 24  | 0        | 19  | 24  | 8   | 19  | 146 | 12.2 |
| 04             | Endia Banks          | 12-7  | 356  | 29.7 | 52-113  | .460 | 11-33   | .333 | 9-18    | .500  | 14  | 41      | 55  | 4.6     | 19  | 0        | 35  | 34  | 0   | 11  | 124 | 10.3 |
| 13             | Taylor Mason         | 12-10 | 353  | 29.4 | 37-107  | .346 | 5-22    | .227 | 27-41   | .659  | 18  | 41      | 59  | 4.9     | 21  | 0        | 28  | 28  | 0   | 11  | 106 | 8.8  |
| 35             | Naomi Mbandu         | 12-7  | 294  | 24.5 | 33-72   | .458 | 4-19    | .211 | 16-19   | .842  | 10  | 36      | 46  | 3.8     | 23  | 0        | 17  | 19  | 0   | 17  | 86  | 7.2  |
| 14             | Nyayongah Gony       | 12-0  | 105  | 8.8  | 12-33   | .364 | 9-26    | .346 | 4-6     | .667  | 7   | 5       | 12  | 1.0     | 12  | 0        | 3   | 13  | 1   | 4   | 37  | 3.1  |
| 44             | Sydney Roby          | 11-1  | 100  | 9.1  | 11-26   | .423 | 0-0     | .000 | 12-21   | .571  | 14  | 12      | 26  | 2.4     | 24  | 0        | 3   | 7   | 8   | 4   | 34  | 3.1  |
| 21             | Brianna Jackson      | 6-4   | 72   | 12.0 | 10-20   | .500 | 0-2     | .000 | 13-14   | .929  | 10  | 15      | 25  | 4.2     | 12  | 0        | 2   | 4   | 3   | 3   | 33  | 5.5  |
| 01             | Moulayna Johnson Sid | 11-5  | 197  | 17.9 | 10-43   | .233 | 4-20    | .200 | 7-11    | .636  | 12  | 31      | 43  | 3.9     | 12  | 0        | 4   | 9   | 1   | 1   | 31  | 2.8  |
| 25             | Karla Erjavec        | 7-3   | 150  | 21.4 | 11-34   | .324 | 4-20    | .200 | 2-2     | 1.000 | 1   | 6       | 7   | 1.0     | 10  | 0        | 14  | 9   | 0   | 4   | 28  | 4.0  |
| 15             | Jamir Huston         | 10-0  | 106  | 10.6 | 11-31   | .355 | 0-0     | .000 | 5-9     | .556  | 13  | 7       | 20  | 2.0     | 17  | 0        | 2   | 4   | 2   | 3   | 27  | 2.7  |
| 00             | Kenza Salgues        | 2-0   | 5    | 2.5  | 0-1     | .000 | 0-1     | .000 | 0-0     | .000  | 0   | 0       | 0   | 0.0     | 0   | 0        | 0   | 0   | 0   | 0   | 0   | 0.0  |
| Team           |                      |       |      |      |         |      |         |      |         |       | 35  | 36      | 71  |         |     |          | 4   |     |     |     |     |      |
| Total.....     |                      | 12    | 2400 |      | 298-739 | .403 | 77-280  | .275 | 145-216 | .671  | 163 | 322     | 485 | 40.4    | 195 | 0        | 156 | 177 | 24  | 89  | 818 | 68.2 |
| Opponents..... |                      | 12    | 2400 |      | 290-745 | .389 | 72-284  | .254 | 105-164 | .640  | 152 | 311     | 463 | 38.6    | 201 | -        | 148 | 187 | 34  | 85  | 757 | 63.1 |

| TEAM STATISTICS        | UM      | OPP     | Date       | Opponent       | Score   | Att. |
|------------------------|---------|---------|------------|----------------|---------|------|
| SCORING                | 818     | 757     | 11/25/20   | JACKSONVILLE   | w 74-58 | 0    |
| Points per game        | 68.2    | 63.1    | 11/28/20   | NORTH FLORIDA  | w 81-39 | 0    |
| Scoring margin         | +5.1    | -       | 12/03/20   | FLA. ATLANTIC  | w 73-61 | 0    |
| FIELD GOALS-ATT        | 298-739 | 290-745 | * 12/10/20 | SYRACUSE       | L 58-69 | 0    |
| Field goal pct         | .403    | .389    | * 12/14/20 | NORTH CAROLINA | w 67-63 | 0    |
| 3 POINT FG-ATT         | 77-280  | 72-284  | * 12/31/20 | NOTRE DAME     | L 60-71 | 0    |
| 3-pt FG pct            | .275    | .254    | * 01/03/21 | CLEMSON        | w 80-71 | 0    |
| 3-pt FG made per game  | 6.4     | 6.0     | * 01/28/21 | GEORGIA TECH   | L 56-70 | 0    |
| FREE THROWS-ATT        | 145-216 | 105-164 | * 02/07/21 | FLORIDA ST.    | w 68-53 | 0    |
| Free throw pct         | .671    | .640    | * 02/11/21 | VIRGINIA TECH  | L 55-75 | 0    |
| F-Throws made per game | 12.1    | 8.8     | * 02/18/21 | BOSTON COLLEGE | w 77-60 | 0    |
| REBOUNDS               | 485     | 463     | * 02/25/21 | WAKE FOREST    | w 69-67 | 0    |
| Rebounds per game      | 40.4    | 38.6    |            |                |         |      |
| Rebounding margin      | +1.8    | -       |            |                |         |      |
| ASSISTS                | 156     | 148     |            |                |         |      |
| Assists per game       | 13.0    | 12.3    |            |                |         |      |
| TURNOVERS              | 177     | 187     |            |                |         |      |
| Turnovers per game     | 14.8    | 15.6    |            |                |         |      |
| Turnover margin        | +0.8    | -       |            |                |         |      |
| Assist/turnover ratio  | 0.9     | 0.8     |            |                |         |      |
| STEALS                 | 89      | 85      |            |                |         |      |
| Steals per game        | 7.4     | 7.1     |            |                |         |      |
| BLOCKS                 | 24      | 34      |            |                |         |      |
| Blocks per game        | 2.0     | 2.8     |            |                |         |      |
| ATTENDANCE             | 0       | 0       |            |                |         |      |
| Home games-Avg/Game    | 12-0    | 0-0     |            |                |         |      |
| Neutral site-Avg/Game  | -       | 0-0     |            |                |         |      |

\* - Conference game

| Score by Periods | 1st | 2nd | 3rd | 4th | Totals |
|------------------|-----|-----|-----|-----|--------|
| Miami (FL)       | 190 | 190 | 236 | 202 | 818    |
| Opponents        | 194 | 175 | 196 | 192 | 757    |



# AWAY STATISTICS

| RECORD:        | OVERALL | HOME | AWAY | NEUTRAL |
|----------------|---------|------|------|---------|
| ALL GAMES      | 3-6     | 0-0  | 3-6  | 0-0     |
| CONFERENCE     | 3-6     | 0-0  | 3-6  | 0-0     |
| NON-CONFERENCE | 0-0     | 0-0  | 0-0  | 0-0     |

| ##             | Player               | gp-gs | min  | avg  | Total   |      | 3-Point |      | F-Throw |      | Rebounds |     |     |      | pts | avg |     |     |    |    |     |      |
|----------------|----------------------|-------|------|------|---------|------|---------|------|---------|------|----------|-----|-----|------|-----|-----|-----|-----|----|----|-----|------|
|                |                      |       |      |      | fg-fga  | fg%  | 3fg-fga | 3fg% | ft-fa   | ft%  | off      | def | tot | avg  |     |     | pf  | dq  | a  | to | blk | stl  |
| 20             | Kelsey Marshall      | 9-8   | 243  | 27.0 | 41-124  | .331 | 19-67   | .284 | 11-17   | .647 | 4        | 18  | 22  | 2.4  | 19  | 0   | 8   | 14  | 2  | 9  | 112 | 12.4 |
| 04             | Endia Banks          | 9-8   | 284  | 31.6 | 32-79   | .405 | 6-19    | .316 | 16-24   | .667 | 13       | 28  | 41  | 4.6  | 12  | 0   | 32  | 17  | 0  | 10 | 86  | 9.6  |
| 35             | Naomi Mbandu         | 9-8   | 247  | 27.4 | 26-53   | .491 | 6-11    | .545 | 25-31   | .806 | 20       | 33  | 53  | 5.9  | 19  | 0   | 17  | 15  | 3  | 13 | 83  | 9.2  |
| 03             | Destiny Harden       | 9-8   | 181  | 20.1 | 24-51   | .471 | 7-17    | .412 | 8-11    | .727 | 5        | 20  | 25  | 2.8  | 15  | 0   | 7   | 13  | 1  | 6  | 63  | 7.0  |
| 13             | Taylor Mason         | 9-8   | 224  | 24.9 | 21-61   | .344 | 5-16    | .313 | 13-20   | .650 | 7        | 28  | 35  | 3.9  | 12  | 0   | 17  | 18  | 0  | 9  | 60  | 6.7  |
| 25             | Karla Erjavec        | 9-2   | 189  | 21.0 | 15-39   | .385 | 10-21   | .476 | 1-2     | .500 | 1        | 10  | 11  | 1.2  | 10  | 0   | 18  | 11  | 0  | 3  | 41  | 4.6  |
| 14             | Nyayongah Gony       | 9-0   | 115  | 12.8 | 14-36   | .389 | 8-26    | .308 | 5-6     | .833 | 9        | 8   | 17  | 1.9  | 8   | 0   | 1   | 6   | 0  | 2  | 41  | 4.6  |
| 15             | Jamir Huston         | 7-2   | 88   | 12.6 | 13-33   | .394 | 0-0     | .000 | 4-12    | .333 | 8        | 3   | 11  | 1.6  | 8   | 0   | 2   | 6   | 1  | 4  | 30  | 4.3  |
| 44             | Sydney Roby          | 9-0   | 74   | 8.2  | 13-26   | .500 | 0-0     | .000 | 2-10    | .200 | 12       | 13  | 25  | 2.8  | 16  | 0   | 0   | 7   | 2  | 2  | 28  | 3.1  |
| 01             | Moulayna Johnson Sid | 7-1   | 136  | 19.4 | 8-27    | .296 | 3-12    | .250 | 6-7     | .857 | 4        | 13  | 17  | 2.4  | 7   | 0   | 3   | 4   | 1  | 3  | 25  | 3.6  |
| 21             | Brianna Jackson      | 4-0   | 14   | 3.5  | 1-4     | .250 | 0-1     | .000 | 0-0     | .000 | 0        | 1   | 1   | 0.3  | 3   | 0   | 0   | 1   | 1  | 1  | 2   | 0.5  |
| 00             | Kenza Salgues        | 1-0   | 5    | 5.0  | 0-0     | .000 | 0-0     | .000 | 0-0     | .000 | 0        | 0   | 0   | 0.0  | 0   | 0   | 0   | 0   | 0  | 0  | 0   | 0.0  |
| Team           |                      |       |      |      |         |      |         |      |         |      | 10       | 20  | 30  |      |     |     | 4   |     |    |    |     |      |
| Total.....     |                      | 9     | 1800 |      | 208-533 | .390 | 64-190  | .337 | 91-140  | .650 | 93       | 195 | 288 | 32.0 | 129 | 0   | 105 | 116 | 11 | 62 | 571 | 63.4 |
| Opponents..... |                      | 9     | 1800 |      | 241-547 | .441 | 75-218  | .344 | 85-114  | .746 | 119      | 249 | 368 | 40.9 | 146 | -   | 147 | 141 | 27 | 47 | 642 | 71.3 |

| TEAM STATISTICS        | UM      | OPP     | Date       | Opponent          | Score   | Att. |
|------------------------|---------|---------|------------|-------------------|---------|------|
| SCORING                | 571     | 642     | * 12/20/20 | at NC State       | L 47-78 | 25   |
| Points per game        | 63.4    | 71.3    | * 01/07/21 | at Wake Forest    | L 60-63 | 0    |
| Scoring margin         | -7.9    | -       | * 01/10/21 | at North Carolina | w 69-59 | 0    |
| FIELD GOALS-ATT        | 208-533 | 241-547 | * 01/17/21 | at Syracuse       | L 64-99 | 0    |
| Field goal pct         | .390    | .441    | * 01/26/21 | at Louisville     | L 76-79 | 2653 |
| 3 POINT FG-ATT         | 64-190  | 75-218  | * 01/21/21 | at Pittsburgh     | w 72-68 | 500  |
| 3-point FG pct         | .337    | .344    | * 02/14/21 | at Florida St.    | L 59-67 | 1202 |
| 3-pt FG made per game  | 7.1     | 8.3     | * 02/16/21 | at Georgia Tech   | L 56-67 | 1200 |
| FREE THROWS-ATT        | 91-140  | 85-114  | * 02/28/21 | at Clemson        | w 68-62 | 507  |
| Free throw pct         | .650    | .746    |            |                   |         |      |
| F-Throws made per game | 10.1    | 9.4     | * -        | Conference game   |         |      |
| REBOUNDS               | 288     | 368     |            |                   |         |      |
| Rebounds per game      | 32.0    | 40.9    |            |                   |         |      |
| Rebounding margin      | -8.9    | -       |            |                   |         |      |
| ASSISTS                | 105     | 147     |            |                   |         |      |
| Assists per game       | 11.7    | 16.3    |            |                   |         |      |
| TURNOVERS              | 116     | 141     |            |                   |         |      |
| Turnovers per game     | 12.9    | 15.7    |            |                   |         |      |
| Turnover margin        | +2.8    | -       |            |                   |         |      |
| Assist/turnover ratio  | 0.9     | 1.0     |            |                   |         |      |
| STEALS                 | 62      | 47      |            |                   |         |      |
| Steals per game        | 6.9     | 5.2     |            |                   |         |      |
| BLOCKS                 | 11      | 27      |            |                   |         |      |
| Blocks per game        | 1.2     | 3.0     |            |                   |         |      |
| ATTENDANCE             | 0       | 6087    |            |                   |         |      |
| Home games-Avg/Game    | 0-0     | 9-676   |            |                   |         |      |
| Neutral site-Avg/Game  | -       | 0-0     |            |                   |         |      |

| Score by Periods | 1st | 2nd | 3rd | 4th | Totals |
|------------------|-----|-----|-----|-----|--------|
| Miami (FL)       | 111 | 139 | 160 | 161 | 571    |
| Opponents        | 185 | 138 | 179 | 140 | 642    |

# NEUTRAL SITE STATISTICS

| RECORD:        | OVERALL | HOME | AWAY | NEUTRAL |
|----------------|---------|------|------|---------|
| ALL GAMES      | 0-1     | 0-0  | 0-0  | 0-1     |
| CONFERENCE     | 0-0     | 0-0  | 0-0  | 0-0     |
| NON-CONFERENCE | 0-1     | 0-0  | 0-0  | 0-1     |

| #              | Player               | gp-gs | min | Total  |       | 3-Point |      | F-Throw |       |       | Rebounds |     |     |      | pts | avg |    |   |    |     |     |      |
|----------------|----------------------|-------|-----|--------|-------|---------|------|---------|-------|-------|----------|-----|-----|------|-----|-----|----|---|----|-----|-----|------|
|                |                      |       |     | fg-fga | fg%   | 3fg-fga | 3fg% | ft-fa   | ft%   | off   | def      | tot | avg | pf   |     |     | dq | a | to | blk | stl |      |
| 03             | Destiny Harden       | 1-1   | 38  | 38.0   | 11-19 | .579    | 2-6  | .333    | 3-4   | .750  | 5        | 6   | 11  | 11.0 | 3   | 0   | 3  | 1 | 0  | 2   | 27  | 27.0 |
| 01             | Moulayna Johnson Sid | 1-0   | 30  | 30.0   | 4-9   | .444    | 2-5  | .400    | 3-4   | .750  | 2        | 6   | 8   | 8.0  | 1   | 0   | 0  | 1 | 0  | 0   | 13  | 13.0 |
| 35             | Naomi Mbandu         | 1-1   | 31  | 31.0   | 3-8   | .375    | 0-3  | .000    | 2-2   | 1.000 | 0        | 5   | 5   | 5.0  | 4   | 0   | 2  | 0 | 1  | 1   | 8   | 8.0  |
| 13             | Taylor Mason         | 1-1   | 34  | 34.0   | 2-6   | .333    | 1-4  | .250    | 2-2   | 1.000 | 1        | 2   | 3   | 3.0  | 1   | 0   | 2  | 1 | 0  | 0   | 7   | 7.0  |
| 04             | Endia Banks          | 1-1   | 23  | 23.0   | 3-10  | .300    | 0-4  | .000    | 0-0   | .000  | 2        | 2   | 4   | 4.0  | 2   | 0   | 2  | 2 | 0  | 0   | 6   | 6.0  |
| 25             | Karla Erjavec        | 1-1   | 29  | 29.0   | 1-8   | .125    | 1-6  | .167    | 0-0   | .000  | 1        | 2   | 3   | 3.0  | 2   | 0   | 2  | 0 | 0  | 2   | 3   | 3.0  |
| 44             | Sydney Roby          | 1-0   | 9   | 9.0    | 0-3   | .000    | 0-0  | .000    | 0-0   | .000  | 1        | 0   | 1   | 1.0  | 4   | 0   | 0  | 1 | 0  | 0   | 0   | 0.0  |
| 14             | Nyayongah Gony       | 1-0   | 3   | 3.0    | 0-0   | .000    | 0-0  | .000    | 0-0   | .000  | 0        | 0   | 0   | 0.0  | 2   | 0   | 0  | 1 | 0  | 0   | 0   | 0.0  |
| 00             | Kenza Salgues        | 1-0   | 3   | 3.0    | 0-0   | .000    | 0-0  | .000    | 0-0   | .000  | 0        | 0   | 0   | 0.0  | 1   | 0   | 0  | 1 | 0  | 0   | 0   | 0.0  |
| Team           |                      |       |     |        |       |         |      |         |       |       | 0        | 0   | 0   |      |     |     | 1  |   |    |     |     |      |
| Total.....     |                      | 1     | 200 |        | 24-63 | .381    | 6-28 | .214    | 10-12 | .833  | 12       | 23  | 35  | 35.0 | 20  | 0   | 11 | 9 | 1  | 5   | 64  | 64.0 |
| Opponents..... |                      | 1     | 200 |        | 24-52 | .462    | 8-25 | .320    | 16-19 | .842  | 5        | 26  | 31  | 31.0 | 15  | -   | 11 | 9 | 2  | 4   | 72  | 72.0 |

## TEAM STATISTICS

|                        | UM    | OPP   |
|------------------------|-------|-------|
| SCORING                | 64    | 72    |
| Points per game        | 64.0  | 72.0  |
| Scoring margin         | -8.0  | -     |
| FIELD GOALS-ATT        | 24-63 | 24-52 |
| Field goal pct         | .381  | .462  |
| 3 POINT FG-ATT         | 6-28  | 8-25  |
| 3-point FG pct         | .214  | .320  |
| 3-pt FG made per game  | 6.0   | 8.0   |
| FREE THROWS-ATT        | 10-12 | 16-19 |
| Free throw pct         | .833  | .842  |
| F-Throws made per game | 10.0  | 16.0  |
| REBOUNDS               | 35    | 31    |
| Rebounds per game      | 35.0  | 31.0  |
| Rebounding margin      | +4.0  | -     |
| ASSISTS                | 11    | 11    |
| Assists per game       | 11.0  | 11.0  |
| TURNOVERS              | 9     | 9     |
| Turnovers per game     | 9.0   | 9.0   |
| Turnover margin        | +0.0  | -     |
| Assist/turnover ratio  | 1.2   | 1.2   |
| STEALS                 | 5     | 4     |
| Steals per game        | 5.0   | 4.0   |
| BLOCKS                 | 1     | 2     |
| Blocks per game        | 1.0   | 2.0   |
| ATTENDANCE             | 0     | 0     |
| Home games-Avg/Game    | 0-0   | 0-0   |
| Neutral site-Avg/Game  | -     | 1-0   |

| Date     | Opponent         | Score   | Att. |
|----------|------------------|---------|------|
| 03/04/21 | vs Virginia Tech | L 64-72 | 0    |

\* - Conference game

| Score by Periods | 1st | 2nd | 3rd | 4th | Totals |
|------------------|-----|-----|-----|-----|--------|
| Miami (FL)       | 12  | 16  | 19  | 17  | 64     |
| Opponents        | 24  | 19  | 16  | 13  | 72     |

2020-21 SEASON





# TEAM GAME-BY-GAME COMPARISON

| Opponent       | 1st   | 2nd   | Score | Mar  | Total FG    | FG Pct   | 3-Pointers | 3FG Pct  | Free Throws | FT Pct    | Rebounds   | Assist | T/Over | Block | Steal | Fouls |
|----------------|-------|-------|-------|------|-------------|----------|------------|----------|-------------|-----------|------------|--------|--------|-------|-------|-------|
| JACKSONVILLE   | 32/26 | 42/32 | 74-58 | +16  | 22-56/25-68 | .393/368 | 6-23/3-24  | 26/1/125 | 24-29/5-12  | .828/417  | 51/36 +15  | 16/6   | 18/11  | 2/4   | 6/10  | 14/21 |
| NORTH FLORIDA  | 39/20 | 42/19 | 81-39 | +42  | 33-72/16-53 | 468/302  | 8-21/6-27  | 38/1/222 | 7-12/1-1    | .583/1000 | 45/31 +14  | 15/15  | 8/24   | 3/4   | 10/2  | 12/13 |
| FLA. ATLANTIC  | 39/29 | 34/32 | 73-61 | +12  | 20-56/22-61 | .357/361 | 5-23/7-26  | 21/7/269 | 28-40/10-16 | .700/625  | 49/32 +17  | 11/9   | 23/19  | 2/4   | 8/9   | 19/27 |
| SYRACUSE       | 34/42 | 24/27 | 58-69 | (11) | 19-65/26-69 | 292/377  | 8-25/8-26  | 320/308  | 12-17/9-17  | .706/529  | 42/50 (8)  | 11/15  | 20/21  | 1/5   | 12/9  | 20/14 |
| NORTH CAROLINA | 33/23 | 34/40 | 67-63 | +4   | 21-66/25-69 | .318/362 | 9-30/3-19  | 300/158  | 16-28/10-22 | .571/455  | 46/57 (11) | 12/11  | 11/15  | 1/5   | 7/6   | 23/20 |
| NC State       | 16/48 | 31/30 | 47-78 | (31) | 17-62/30-56 | .274/536 | 8-31/10-25 | 258/400  | 5-13/8-9    | .385/889  | 29/48 (19) | 8/15   | 12/18  | 1/3   | 7/5   | 13/17 |
| NOTRE DAME     | 22/31 | 38/40 | 60-71 | (11) | 23-67/27-60 | .343/450 | 7-28/8-17  | 250/471  | 7-14/9-14   | .500/643  | 38/44 (6)  | 11/11  | 14/17  | 0/3   | 9/9   | 13/16 |
| CLEMSON        | 41/27 | 39/44 | 80-71 | +9   | 33-71/26-61 | .465/426 | 6-24/1-21  | 250/0/48 | 8-10/8-27   | .800/667  | 45/32 +13  | 16/14  | 17/12  | 3/2   | 6/9   | 21/15 |
| Wake Forest    | 28/27 | 32/36 | 60-63 | (3)  | 22-62/24-58 | .355/414 | 4-18/5-17  | 222/294  | 12-15/10-11 | .800/909  | 33/41 (8)  | 10/10  | 9/14   | 1/1   | 7/2   | 13/15 |
| North Carolina | 30/30 | 39/29 | 69-59 | +10  | 25-55/24-76 | .455/316 | 10-24/6-34 | 417/176  | 9-19/5-10   | .474/500  | 35/50 (15) | 19/15  | 17/18  | 1/4   | 5/4   | 12/19 |
| Syracuse       | 32/50 | 32/49 | 64-99 | (35) | 22-54/38-59 | .407/644 | 3-11/17-30 | 273/567  | 17-23/6-10  | .739/600  | 22/38 (16) | 10/28  | 12/18  | 0/4   | 8/6   | 17/19 |
| Louisville     | 36/44 | 40/35 | 76-79 | (3)  | 28-59/24-52 | .475/462 | 8-18/10-30 | 444/333  | 12-18/21-27 | .667/778  | 32/34 (2)  | 11/15  | 14/13  | 1/0   | 6/4   | 23/22 |
| Pittsburgh     | 36/37 | 36/31 | 72-68 | +4   | 26-75/28-66 | .347/424 | 10-33/8-22 | 303/364  | 10-12/4-5   | .833/800  | 46/40 -6   | 15/19  | 12/17  | 2/8   | 8/7   | 8/13  |
| GEORGIA TECH   | 26/41 | 30/29 | 56-70 | (14) | 21-55/28-61 | .382/459 | 5-22/7-21  | 227/333  | 9-16/7-10   | .563/700  | 29/41 (12) | 10/17  | 7/8    | 2/0   | 3/3   | 15/17 |
| FLORIDA ST.    | 22/24 | 46/29 | 68-53 | +15  | 28-56/21-58 | .500/362 | 1-13/4-20  | 077/200  | 11-14/7-10  | .786/700  | 30/38 (8)  | 13/8   | 16/23  | 4/1   | 12/9  | 15/15 |
| VIRGINIA TECH  | 27/41 | 28/34 | 55-75 | (20) | 23-60/26-58 | .383/448 | 7-28/13-32 | 250/406  | 2-5/10-12   | .400/833  | 35/36 (1)  | 13/16  | 15/14  | 2/3   | 7/7   | 17/12 |
| Florida St.    | 21/35 | 38/32 | 59-67 | (8)  | 22-55/24-54 | .400/444 | 7-23/7-18  | 304/389  | 8-12/12-18  | .667/667  | 30/33 (3)  | 14/16  | 14/14  | 2/0   | 3/8   | 18/8  |
| Georgia Tech   | 23/27 | 33/40 | 56-67 | (11) | 22-58/27-62 | .379/435 | 8-18/4-20  | 444/200  | 4-4/9-10    | 1000/900  | 26/42 (16) | 12/17  | 12/13  | 1/5   | 5/7   | 14/12 |
| BOSTON COLLEGE | 33/37 | 44/23 | 77-60 | +17  | 29-60/26-67 | .483/388 | 8-23/4-25  | 348/160  | 11-13/4-5   | .846/800  | 41/30 +11  | 15/14  | 18/14  | 3/1   | 6/8   | 11/15 |
| WAKE FOREST    | 32/28 | 37/39 | 69-67 | +2   | 26-55/22-60 | .473/367 | 7-20/8-26  | 350/308  | 10-18/15-18 | .556/833  | 34/36 (2)  | 13/12  | 10/9   | 1/2   | 3/4   | 15/16 |
| Clemson        | 28/25 | 40/37 | 68-62 | +6   | 24-53/22-64 | .453/344 | 6-14/8-22  | 429/364  | 14-24/10-14 | .583/714  | 35/42 (7)  | 6/12   | 14/16  | 2/2   | 13/4  | 11/21 |
| Virginia Tech  | 28/43 | 36/29 | 64-72 | (8)  | 24-63/24-52 | .381/462 | 6-28/8-25  | 214/320  | 10-12/16-19 | .833/842  | 35/31 -4   | 11/11  | 9/9    | 1/2   | 5/4   | 20/15 |

Note: Game totals are displayed in the format TEAM/OPPONENT for each category

2020-21 SEASON

# TEAM GAME-BY-GAME

| Opponent          | Date     | Score | W | Total    |      | 3-Pointers |      | Free throws |       | Rebounds |     |     |      |     |     |     |     | pts | avg  |      |
|-------------------|----------|-------|---|----------|------|------------|------|-------------|-------|----------|-----|-----|------|-----|-----|-----|-----|-----|------|------|
|                   |          |       |   | fg-fga   | pct  | 3fg-fga    | pct  | ft-fia      | pct   | off      | def | tot | avg  | pf  | a   | t/o | blk |     |      | stl  |
| JACKSONVILLE      | 11/25/20 | 74-58 | W | 22-56    | .393 | 6-23       | .261 | 24-29       | .828  | 14       | 37  | 51  | 51.0 | 14  | 16  | 18  | 2   | 6   | 74   | 74.0 |
| NORTH FLORIDA     | 11/28/20 | 81-39 | W | 33-72    | .458 | 8-21       | .381 | 7-12        | .583  | 18       | 27  | 45  | 48.0 | 12  | 15  | 8   | 3   | 10  | 81   | 77.5 |
| FLA. ATLANTIC     | 12/03/20 | 73-61 | W | 20-56    | .357 | 5-23       | .217 | 28-40       | .700  | 17       | 32  | 49  | 48.3 | 19  | 11  | 23  | 2   | 8   | 73   | 76.0 |
| SYRACUSE          | 12/10/20 | 58-69 | L | 19-65    | .292 | 8-25       | .320 | 12-17       | .706  | 16       | 26  | 42  | 46.8 | 20  | 11  | 20  | 1   | 12  | 58   | 71.5 |
| NORTH CAROLINA    | 12/14/20 | 67-63 | W | 21-66    | .318 | 9-30       | .300 | 16-28       | .571  | 14       | 32  | 46  | 46.6 | 23  | 12  | 11  | 1   | 7   | 67   | 70.6 |
| at NC State       | 12/20/20 | 47-78 | L | 17-62    | .274 | 8-31       | .258 | 5-13        | .385  | 11       | 18  | 29  | 43.7 | 13  | 8   | 12  | 1   | 7   | 47   | 66.7 |
| NOTRE DAME        | 12/31/20 | 60-71 | L | 23-67    | .343 | 7-28       | .250 | 7-14        | .500  | 16       | 22  | 38  | 42.9 | 13  | 11  | 14  | 0   | 9   | 60   | 65.7 |
| CLEMSON           | 01/03/21 | 80-71 | W | 33-71    | .465 | 6-24       | .250 | 8-10        | .800  | 16       | 29  | 45  | 43.1 | 21  | 16  | 17  | 3   | 6   | 80   | 67.5 |
| at Wake Forest    | 01/07/21 | 60-63 | L | 22-62    | .355 | 4-18       | .222 | 12-15       | .800  | 11       | 22  | 33  | 42.0 | 13  | 10  | 9   | 1   | 7   | 60   | 66.7 |
| at North Carolina | 01/10/21 | 69-59 | W | 25-55    | .455 | 10-24      | .417 | 9-19        | .474  | 7        | 28  | 35  | 41.3 | 12  | 19  | 17  | 1   | 5   | 69   | 66.9 |
| at Syracuse       | 01/17/21 | 64-99 | L | 22-54    | .407 | 3-11       | .273 | 17-23       | .739  | 7        | 15  | 22  | 39.5 | 17  | 10  | 12  | 0   | 8   | 64   | 66.6 |
| at Louisville     | 01/26/21 | 76-79 | L | 28-59    | .475 | 8-18       | .444 | 12-18       | .667  | 12       | 20  | 32  | 38.9 | 23  | 11  | 14  | 1   | 6   | 76   | 67.4 |
| at Pittsburgh     | 01/28/21 | 72-68 | W | 26-75    | .347 | 10-33      | .303 | 10-12       | .833  | 20       | 26  | 46  | 39.5 | 8   | 15  | 12  | 2   | 8   | 72   | 67.8 |
| GEORGIA TECH      | 01/28/21 | 56-70 | L | 21-55    | .382 | 5-22       | .227 | 9-16        | .563  | 9        | 20  | 29  | 38.7 | 15  | 10  | 7   | 2   | 3   | 56   | 66.9 |
| FLORIDA ST.       | 02/07/21 | 68-53 | W | 28-56    | .500 | 1-13       | .077 | 11-14       | .786  | 6        | 24  | 30  | 38.1 | 15  | 13  | 16  | 4   | 12  | 68   | 67.0 |
| VIRGINIA TECH     | 02/11/21 | 55-75 | L | 23-60    | .383 | 7-28       | .250 | 2-5         | .400  | 11       | 24  | 35  | 37.9 | 17  | 13  | 15  | 2   | 7   | 55   | 66.2 |
| at Florida St.    | 02/14/21 | 59-67 | L | 22-55    | .400 | 7-23       | .304 | 8-12        | .667  | 8        | 22  | 30  | 37.5 | 18  | 14  | 14  | 2   | 3   | 59   | 65.8 |
| at Georgia Tech   | 02/16/21 | 56-67 | L | 22-58    | .379 | 8-18       | .444 | 4-4         | 1.000 | 8        | 18  | 26  | 36.8 | 14  | 12  | 12  | 1   | 5   | 56   | 65.3 |
| BOSTON COLLEGE    | 02/18/21 | 77-60 | W | 29-60    | .483 | 8-23       | .348 | 11-13       | .846  | 15       | 26  | 41  | 37.1 | 11  | 15  | 18  | 3   | 6   | 77   | 65.9 |
| WAKE FOREST       | 02/25/21 | 69-67 | W | 26-55    | .473 | 7-20       | .350 | 10-18       | .556  | 11       | 23  | 34  | 36.9 | 15  | 13  | 10  | 1   | 3   | 69   | 66.1 |
| at Clemson        | 02/28/21 | 68-62 | W | 24-53    | .453 | 6-14       | .429 | 14-24       | .583  | 9        | 26  | 35  | 36.8 | 11  | 6   | 14  | 2   | 13  | 68   | 66.1 |
| vs Virginia Tech  | 03/04/21 | 64-72 | L | 24-63    | .381 | 6-28       | .214 | 10-12       | .833  | 12       | 23  | 35  | 36.7 | 20  | 11  | 9   | 1   | 5   | 64   | 66.0 |
| Miami (FL)        |          | 1453  |   | 530-1335 | .397 | 147-498    | .295 | 246-368     | .668  | 268      | 540 | 808 | 36.7 | 344 | 272 | 302 | 36  | 156 | 1453 | 66.0 |
| Opponents         |          | 1471  |   | 555-1344 | .413 | 155-527    | .294 | 206-297     | .694  | 276      | 586 | 862 | 39.2 | 362 | 306 | 337 | 63  | 136 | 1471 | 66.9 |

Games played: 22  
 Points/game: 66.0  
 FG Pct: 39.7  
 3FG Pct: 29.5  
 FT Pct: 66.8

Rebounds/game: 36.7  
 Assists/game: 12.4  
 Turnovers/game: 13.7  
 Assist/turnover ratio: 0.9  
 Steals/game: 7.1  
 Blocks/game: 1.6

2020-21 SEASON





# OPPONENT GAME-BY-GAME

| Opponent          | Date     | Score | W | Total    |      | 3-Pointers |      | Free throws |       | Rebounds |     |     |      |     |     |     |     |     |      |      |
|-------------------|----------|-------|---|----------|------|------------|------|-------------|-------|----------|-----|-----|------|-----|-----|-----|-----|-----|------|------|
|                   |          |       |   | fg-fga   | pct  | 3fg-fga    | pct  | ft-fa       | pct   | off      | def | tot | avg  | pf  | a   | t/o | blk | stl | pts  | avg  |
| JACKSONVILLE      | 11/25/20 | 74-58 | W | 25-68    | .368 | 3-24       | .125 | 5-12        | .417  | 12       | 24  | 36  | 36.0 | 21  | 6   | 11  | 4   | 10  | 58   | 58.0 |
| NORTH FLORIDA     | 11/28/20 | 81-39 | W | 16-53    | .302 | 6-27       | .222 | 1-1         | 1.000 | 10       | 21  | 31  | 33.5 | 13  | 15  | 24  | 4   | 2   | 39   | 48.5 |
| FLA. ATLANTIC     | 12/03/20 | 73-61 | W | 22-61    | .361 | 7-26       | .269 | 10-16       | .625  | 9        | 23  | 32  | 33.0 | 27  | 9   | 19  | 4   | 9   | 61   | 52.7 |
| SYRACUSE          | 12/10/20 | 58-69 | L | 26-69    | .377 | 8-26       | .308 | 9-17        | .529  | 19       | 31  | 50  | 37.2 | 14  | 15  | 21  | 5   | 9   | 69   | 56.8 |
| NORTH CAROLINA    | 12/14/20 | 67-63 | W | 25-69    | .362 | 3-19       | .158 | 10-22       | .455  | 18       | 39  | 57  | 41.2 | 20  | 11  | 15  | 5   | 6   | 63   | 58.0 |
| at NC State       | 12/20/20 | 47-78 | L | 30-56    | .536 | 10-25      | .400 | 8-9         | .889  | 9        | 39  | 48  | 42.3 | 17  | 15  | 18  | 3   | 5   | 78   | 61.3 |
| NOTRE DAME        | 12/31/20 | 60-71 | L | 27-60    | .450 | 8-17       | .471 | 9-14        | .643  | 13       | 31  | 44  | 42.6 | 16  | 11  | 17  | 3   | 9   | 71   | 62.7 |
| CLEMSON           | 01/03/21 | 80-71 | W | 26-61    | .426 | 1-21       | .048 | 18-27       | .667  | 9        | 23  | 32  | 41.2 | 15  | 14  | 12  | 2   | 9   | 71   | 63.8 |
| at Wake Forest    | 01/07/21 | 60-63 | L | 24-58    | .414 | 5-17       | .294 | 10-11       | .909  | 12       | 29  | 41  | 41.2 | 15  | 10  | 14  | 1   | 2   | 63   | 63.7 |
| at North Carolina | 01/10/21 | 69-59 | W | 24-76    | .316 | 6-34       | .176 | 5-10        | .500  | 25       | 25  | 50  | 42.1 | 19  | 15  | 18  | 4   | 4   | 59   | 63.2 |
| at Syracuse       | 01/17/21 | 64-99 | L | 38-59    | .644 | 17-30      | .567 | 6-10        | .600  | 10       | 28  | 38  | 41.7 | 19  | 28  | 18  | 4   | 6   | 99   | 66.5 |
| at Louisville     | 01/26/21 | 76-79 | L | 24-52    | .462 | 10-30      | .333 | 21-27       | .778  | 11       | 23  | 34  | 41.1 | 22  | 15  | 13  | 0   | 4   | 79   | 67.5 |
| at Pittsburgh     | 01/21/21 | 72-68 | W | 28-66    | .424 | 8-22       | .364 | 4-5         | .800  | 11       | 29  | 40  | 41.0 | 13  | 19  | 17  | 8   | 7   | 68   | 67.5 |
| GEORGIA TECH      | 01/28/21 | 56-70 | L | 28-61    | .459 | 7-21       | .333 | 7-10        | .700  | 12       | 29  | 41  | 41.0 | 17  | 17  | 8   | 0   | 3   | 70   | 67.7 |
| FLORIDA ST.       | 02/07/21 | 68-53 | W | 21-58    | .362 | 4-20       | .200 | 7-10        | .700  | 13       | 25  | 38  | 40.8 | 15  | 8   | 23  | 1   | 9   | 53   | 66.7 |
| VIRGINIA TECH     | 02/11/21 | 55-75 | L | 26-58    | .448 | 13-32      | .406 | 10-12       | .833  | 8        | 28  | 36  | 40.5 | 12  | 16  | 14  | 3   | 7   | 75   | 67.2 |
| at Florida St.    | 02/14/21 | 59-67 | L | 24-54    | .444 | 7-18       | .389 | 12-18       | .667  | 8        | 25  | 33  | 40.1 | 8   | 16  | 14  | 0   | 8   | 67   | 67.2 |
| at Georgia Tech   | 02/16/21 | 56-67 | L | 27-62    | .435 | 4-20       | .200 | 9-10        | .900  | 15       | 27  | 42  | 40.2 | 12  | 17  | 13  | 5   | 7   | 67   | 67.2 |
| BOSTON COLLEGE    | 02/18/21 | 77-60 | W | 26-67    | .388 | 4-25       | .160 | 4-5         | .800  | 14       | 16  | 30  | 39.6 | 15  | 14  | 14  | 1   | 8   | 60   | 66.8 |
| WAKE FOREST       | 02/25/21 | 69-67 | W | 22-60    | .367 | 8-26       | .308 | 15-18       | .833  | 15       | 21  | 36  | 39.5 | 16  | 12  | 9   | 2   | 4   | 67   | 66.8 |
| at Clemson        | 02/28/21 | 68-62 | W | 22-64    | .344 | 8-22       | .364 | 10-14       | .714  | 18       | 24  | 42  | 39.6 | 21  | 12  | 16  | 2   | 4   | 62   | 66.6 |
| vs Virginia Tech  | 03/04/21 | 64-72 | L | 24-52    | .462 | 8-25       | .320 | 16-19       | .842  | 5        | 26  | 31  | 39.2 | 15  | 11  | 9   | 2   | 4   | 72   | 66.9 |
| Opponents         |          | 1471  |   | 555-1344 | .413 | 155-527    | .294 | 206-297     | .694  | 276      | 586 | 862 | 39.2 | 362 | 306 | 337 | 63  | 136 | 1471 | 66.9 |
| Miami (FL)        |          | 1453  |   | 530-1335 | .397 | 147-498    | .295 | 246-368     | .668  | 268      | 540 | 808 | 36.7 | 344 | 272 | 302 | 36  | 156 | 1453 | 66.0 |

Games played: 22  
 Points/game: 66.9  
 FG Pct: 41.3  
 3FG Pct: 29.4  
 FT Pct: 69.4

Rebounds/game: 39.2  
 Assists/game: 13.9  
 Turnovers/game: 15.3  
 Assist/turnover ratio: 0.9  
 Steals/game: 6.2  
 Blocks/game: 2.9

2020-21 SEASON



## TEAM GAME HIGHS

|                       |              |                              |
|-----------------------|--------------|------------------------------|
| POINTS                | 81           | NORTH FLORIDA (11/28/20)     |
|                       | 80           | CLEMSON (01/03/21)           |
|                       | 77           | BOSTON COLLEGE (02/18/21)    |
|                       | 76           | at Louisville (01/26/21)     |
|                       | 74           | JACKSONVILLE (11/25/20)      |
| FIELD GOALS MADE      | 33           | CLEMSON (01/03/21)           |
|                       | 33           | NORTH FLORIDA (11/28/20)     |
| FIELD GOAL ATTEMPTS   | 75           | at Pittsburgh (01/21/21)     |
|                       | 72           | NORTH FLORIDA (11/28/20)     |
| FIELD GOAL PERCENTAGE | .500 (28-56) | FLORIDA ST. (02/07/21)       |
|                       | .483 (29-60) | BOSTON COLLEGE (02/18/21)    |
| 3 PT FIELD GOALS MADE | 10           | at Pittsburgh (01/21/21)     |
|                       | 10           | at North Carolina (01/10/21) |
| 3 PT FG ATTEMPTS      | 33           | at Pittsburgh (01/21/21)     |
|                       | 31           | at NC State (12/20/20)       |
| 3 PT FG PERCENTAGE    | .444 (8-18)  | at Georgia Tech (02/16/21)   |
|                       | .444 (8-18)  | at Louisville (01/26/21)     |
| FREE THROWS MADE      | 28           | FLA. ATLANTIC (12/03/20)     |
|                       | 24           | JACKSONVILLE (11/25/20)      |
| FREE THROW ATTEMPTS   | 40           | FLA. ATLANTIC (12/03/20)     |
|                       | 29           | JACKSONVILLE (11/25/20)      |
| FREE THROW PERCENTAGE | 1.000 (4-4)  | at Georgia Tech (02/16/21)   |
|                       | .846 (11-13) | BOSTON COLLEGE (02/18/21)    |
| REBOUNDS              | 51           | JACKSONVILLE (11/25/20)      |
|                       | 49           | FLA. ATLANTIC (12/03/20)     |
| ASSISTS               | 19           | at North Carolina (01/10/21) |
|                       | 16           | CLEMSON (01/03/21)           |
|                       | 16           | JACKSONVILLE (11/25/20)      |
| STEALS                | 13           | at Clemson (02/28/21)        |
|                       | 12           | FLORIDA ST. (02/07/21)       |
|                       | 12           | SYRACUSE (12/10/20)          |
| BLOCKED SHOTS         | 4            | FLORIDA ST. (02/07/21)       |
|                       | 3            | BOSTON COLLEGE (02/18/21)    |
|                       | 3            | CLEMSON (01/03/21)           |
|                       | 3            | NORTH FLORIDA (11/28/20)     |
| TURNOVERS             | 23           | FLA. ATLANTIC (12/03/20)     |
|                       | 20           | SYRACUSE (12/10/20)          |
| FOULS                 | 23           | at Louisville (01/26/21)     |
|                       | 23           | NORTH CAROLINA (12/14/20)    |

2020-21 SEASON





## TEAM GAME LOWS

|                       |              |                             |
|-----------------------|--------------|-----------------------------|
| POINTS                | 47           | at NC State (12/20/20)      |
|                       | 55           | VIRGINIA TECH (02/11/21)    |
|                       | 56           | GEORGIA TECH (01/28/21)     |
|                       | 56           | at Georgia Tech (02/16/21)  |
|                       | 58           | SYRACUSE (12/10/20)         |
| FIELD GOALS MADE      | 17           | at NC State (12/20/20)      |
|                       | 19           | SYRACUSE (12/10/20)         |
| FIELD GOAL ATTEMPTS   | 53           | at Clemson (02/28/21)       |
|                       | 54           | at Syracuse (01/17/21)      |
| FIELD GOAL PERCENTAGE | .274 (17-62) | at NC State (12/20/20)      |
|                       | .292 (19-65) | SYRACUSE (12/10/20)         |
| 3 PT FIELD GOALS MADE | 1            | FLORIDA ST. (02/07/21)      |
|                       | 3            | at Syracuse (01/17/21)      |
| 3 PT FG ATTEMPTS      | 11           | at Syracuse (01/17/21)      |
|                       | 13           | FLORIDA ST. (02/07/21)      |
| 3 PT FG PERCENTAGE    | .077 (1-13)  | FLORIDA ST. (02/07/21)      |
|                       | .214 (6-28)  | vs Virginia Tech (03/04/21) |
| FREE THROWS MADE      | 2            | VIRGINIA TECH (02/11/21)    |
|                       | 4            | at Georgia Tech (02/16/21)  |
| FREE THROW ATTEMPTS   | 4            | at Georgia Tech (02/16/21)  |
|                       | 5            | VIRGINIA TECH (02/11/21)    |
| FREE THROW PERCENTAGE | .385 (5-13)  | at NC State (12/20/20)      |
|                       | .400 (2-5)   | VIRGINIA TECH (02/11/21)    |
| REBOUNDS              | 22           | at Syracuse (01/17/21)      |
|                       | 26           | at Georgia Tech (02/16/21)  |
| ASSISTS               | 6            | at Clemson (02/28/21)       |
|                       | 8            | at NC State (12/20/20)      |
| STEALS                | 3            | GEORGIA TECH (01/28/21)     |
|                       | 3            | at Florida St. (02/14/21)   |
|                       | 3            | WAKE FOREST (02/25/21)      |
| BLOCKED SHOTS         | 0            | NOTRE DAME (12/31/20)       |
|                       | 0            | at Syracuse (01/17/21)      |
| TURNOVERS             | 7            | GEORGIA TECH (01/28/21)     |
|                       | 8            | NORTH FLORIDA (11/28/20)    |
| FOULS                 | 8            | at Pittsburgh (01/21/21)    |
|                       | 11           | BOSTON COLLEGE (02/18/21)   |
|                       | 11           | at Clemson (02/28/21)       |

2020-21 SEASON



## OPPONENT GAME HIGHS

|                       |              |                              |
|-----------------------|--------------|------------------------------|
| POINTS                | 99           | at Syracuse (01/17/21)       |
|                       | 79           | at Louisville (01/26/21)     |
|                       | 78           | at NC State (12/20/20)       |
|                       | 75           | VIRGINIA TECH (02/11/21)     |
| FIELD GOALS MADE      | 72           | vs Virginia Tech (03/04/21)  |
|                       | 38           | at Syracuse (01/17/21)       |
| FIELD GOAL ATTEMPTS   | 30           | at NC State (12/20/20)       |
|                       | 76           | at North Carolina (01/10/21) |
|                       | 69           | NORTH CAROLINA (12/14/20)    |
|                       | 69           | SYRACUSE (12/10/20)          |
| FIELD GOAL PERCENTAGE | .644 (38-59) | at Syracuse (01/17/21)       |
|                       | .536 (30-56) | at NC State (12/20/20)       |
| 3 PT FIELD GOALS MADE | 17           | at Syracuse (01/17/21)       |
|                       | 13           | VIRGINIA TECH (02/11/21)     |
| 3 PT FG ATTEMPTS      | 34           | at North Carolina (01/10/21) |
|                       | 32           | VIRGINIA TECH (02/11/21)     |
| 3 PT FG PERCENTAGE    | .567 (17-30) | at Syracuse (01/17/21)       |
|                       | .471 (8-17)  | NOTRE DAME (12/31/20)        |
| FREE THROWS MADE      | 21           | at Louisville (01/26/21)     |
|                       | 18           | CLEMSON (01/03/21)           |
| FREE THROW ATTEMPTS   | 27           | at Louisville (01/26/21)     |
|                       | 27           | CLEMSON (01/03/21)           |
| FREE THROW PERCENTAGE | 1.000 (1-1)  | NORTH FLORIDA (11/28/20)     |
|                       | .909 (10-11) | at Wake Forest (01/07/21)    |
| REBOUNDS              | 57           | NORTH CAROLINA (12/14/20)    |
|                       | 50           | at North Carolina (01/10/21) |
| ASSISTS               | 50           | SYRACUSE (12/10/20)          |
|                       | 28           | at Syracuse (01/17/21)       |
| STEALS                | 19           | at Pittsburgh (01/21/21)     |
|                       | 10           | JACKSONVILLE (11/25/20)      |
| BLOCKED SHOTS         | 9            | FLORIDA ST. (02/07/21)       |
|                       | 9            | CLEMSON (01/03/21)           |
|                       | 9            | NOTRE DAME (12/31/20)        |
|                       | 9            | SYRACUSE (12/10/20)          |
|                       | 9            | FLA. ATLANTIC (12/03/20)     |
|                       | 8            | at Pittsburgh (01/21/21)     |
| TURNOVERS             | 5            | at Georgia Tech (02/16/21)   |
|                       | 5            | NORTH CAROLINA (12/14/20)    |
|                       | 5            | SYRACUSE (12/10/20)          |
| FOULS                 | 24           | NORTH FLORIDA (11/28/20)     |
|                       | 23           | FLORIDA ST. (02/07/21)       |
|                       | 27           | FLA. ATLANTIC (12/03/20)     |
|                       | 22           | at Louisville (01/26/21)     |

2020-21 SEASON





# OPPONENT GAME LOWS

|                       |              |                              |
|-----------------------|--------------|------------------------------|
| POINTS                | 39           | NORTH FLORIDA (11/28/20)     |
|                       | 53           | FLORIDA ST. (02/07/21)       |
|                       | 58           | JACKSONVILLE (11/25/20)      |
|                       | 59           | at North Carolina (01/10/21) |
|                       | 60           | BOSTON COLLEGE (02/18/21)    |
| FIELD GOALS MADE      | 16           | NORTH FLORIDA (11/28/20)     |
|                       | 21           | FLORIDA ST. (02/07/21)       |
| FIELD GOAL ATTEMPTS   | 52           | at Louisville (01/26/21)     |
|                       | 52           | vs Virginia Tech (03/04/21)  |
| FIELD GOAL PERCENTAGE | .302 (16-53) | NORTH FLORIDA (11/28/20)     |
|                       | .316 (24-76) | at North Carolina (01/10/21) |
| 3 PT FIELD GOALS MADE | 1            | CLEMSON (01/03/21)           |
|                       | 3            | JACKSONVILLE (11/25/20)      |
|                       | 3            | NORTH CAROLINA (12/14/20)    |
| 3 PT FG ATTEMPTS      | 17           | NOTRE DAME (12/31/20)        |
|                       | 17           | at Wake Forest (01/07/21)    |
| 3 PT FG PERCENTAGE    | .048 (1-21)  | CLEMSON (01/03/21)           |
|                       | .125 (3-24)  | JACKSONVILLE (11/25/20)      |
| FREE THROWS MADE      | 1            | NORTH FLORIDA (11/28/20)     |
|                       | 4            | at Pittsburgh (01/21/21)     |
|                       | 4            | BOSTON COLLEGE (02/18/21)    |
| FREE THROW ATTEMPTS   | 1            | NORTH FLORIDA (11/28/20)     |
|                       | 5            | at Pittsburgh (01/21/21)     |
|                       | 5            | BOSTON COLLEGE (02/18/21)    |
| FREE THROW PERCENTAGE | .417 (5-12)  | JACKSONVILLE (11/25/20)      |
|                       | .455 (10-22) | NORTH CAROLINA (12/14/20)    |
| REBOUNDS              | 30           | BOSTON COLLEGE (02/18/21)    |
|                       | 31           | NORTH FLORIDA (11/28/20)     |
|                       | 31           | vs Virginia Tech (03/04/21)  |
| ASSISTS               | 6            | JACKSONVILLE (11/25/20)      |
|                       | 8            | FLORIDA ST. (02/07/21)       |
| STEALS                | 2            | NORTH FLORIDA (11/28/20)     |
|                       | 2            | at Wake Forest (01/07/21)    |
| BLOCKED SHOTS         | 0            | at Louisville (01/26/21)     |
|                       | 0            | GEORGIA TECH (01/28/21)      |
|                       | 0            | at Florida St. (02/14/21)    |
| TURNOVERS             | 8            | GEORGIA TECH (01/28/21)      |
|                       | 9            | WAKE FOREST (02/25/21)       |
|                       | 9            | vs Virginia Tech (03/04/21)  |
| FOULS                 | 8            | at Florida St. (02/14/21)    |
|                       | 12           | VIRGINIA TECH (02/11/21)     |
|                       | 12           | at Georgia Tech (02/16/21)   |

2020-21 SEASON

## PLAYER GAME-BY-GAME HIGHS / DOUBLE-DOUBLES

| Opponent          | Date     | Score | Points                             | Rebounds           | Assists   | Steals   | Blocked shots                                      |
|-------------------|----------|-------|------------------------------------|--------------------|---|--|--|
| JACKSONVILLE      | 11/25/20 | 74-58 | 22-Kelsey Marshall                 | 13-Destiny Harden  | 4-Taylor Mason<br>Kelsey Marshall<br>Destiny Harden | 2-Naomi Mbandu<br>Destiny Harden   | 1-Moulayna Johnson<br>Brianna Jackson              |
| NORTH FLORIDA     | 11/28/20 | 81-39 | 17-Moulayna Johnson                | 10-Taylor Mason    | 5-Taylor Mason                                      | 4-Taylor Mason   | 2-Sydnee Roby                                      |
| FLA. ATLANTIC     | 12/03/20 | 73-61 | 21-Kelsey Marshall                 | 9-Moulayna Johnson | 4-Destiny Harden                                    | 5-Kelsey Marshall  | 1-Brianna Jackson<br>Destiny Harden                |
| SYRACUSE          | 12/10/20 | 58-69 | 11-Destiny Harden                  | 6-Moulayna Johnson | 3-Endia Banks<br>Taylor Mason                       | 3-Taylor Mason   | 1-Sydnee Roby                                      |
| NORTH CAROLINA    | 12/14/20 | 67-63 | 20-Destiny Harden                  | 12-Destiny Harden  | 4-Endia Banks                                       | 2-Naomi Mbandu<br>Destiny Harden   | 1-Jamir Huston                                     |
| at NC State       | 12/20/20 | 47-78 | 14-Kelsey Marshall                 | 8-Taylor Mason     | 3-Taylor Mason                                      | 3-Taylor Mason   | 1-Brianna Jackson                                  |
| NOTRE DAME        | 12/31/20 | 60-71 | 18-Endia Banks                     | 7-Taylor Mason     | 5-Endia Banks                                       | 3-Endia Banks  | None   |
| CLEMSON           | 01/03/21 | 80-71 | 20-Endia Banks                     | 8-Taylor Mason     | 4-Naomi Mbandu                                      | 2-Taylor Mason   | 1-Kelsey Marshall<br>Destiny Harden<br>Sydnee Roby |
| at Wake Forest    | 01/07/21 | 60-63 | 16-Naomi Mbandu<br>Kelsey Marshall | 7-Taylor Mason     | 4-Taylor Mason                                      | 3-Endia Banks  | 1-Kelsey Marshall                                  |
| at North Carolina | 01/10/21 | 69-59 | 19-Kelsey Marshall                 | 8-Naomi Mbandu     | 8-Endia Banks                                       | 1-Naomi Mbandu<br>Destiny Harden<br>Taylor Mason<br>Sydnee Roby<br>Endia Banks | 1-Naomi Mbandu                                     |
| at Syracuse       | 01/17/21 | 64-99 | 13-Nyayongah Gony                  | 5-Taylor Mason     | 4-Endia Banks                                       | 2-Taylor Mason   | None   |
| at Louisville     | 01/26/21 | 76-79 | 19-Kelsey Marshall                 | 11-Naomi Mbandu    | 4-Endia Banks                                       | 2-Naomi Mbandu   | 1-Sydnee Roby                                      |
| at Pittsburgh     | 01/21/21 | 72-68 | 21-Kelsey Marshall                 | 9-Endia Banks      | 6-Endia Banks                                       | 2-Kelsey Marshall<br>Naomi Mbandu<br>Endia Banks                               | 1-Naomi Mbandu<br>Moulayna Johnson                 |
| GEORGIA TECH      | 01/28/21 | 56-70 | 16-Kelsey Marshall                 | 6-Moulayna Johnson | 3-Endia Banks                                       | 2-Naomi Mbandu   | 1-Jamir Huston<br>Sydnee Roby                      |
| FLORIDA ST.       | 02/07/21 | 68-53 | 16-Naomi Mbandu                    | 12-Destiny Harden  | 4-Naomi Mbandu<br>Kelsey Marshall                   | 3-Endia Banks<br>Kelsey Marshall   | 3-Destiny Harden                                   |
| VIRGINIA TECH     | 02/11/21 | 55-75 | 20-Destiny Harden                  | 12-Destiny Harden  | 5-Karla Erjavec                                     | 3-Destiny Harden   | 1-Sydnee Roby<br>Destiny Harden                    |
| at Florida St.    | 02/14/21 | 59-67 | 13-Taylor Mason                    | 7-Naomi Mbandu     | 4-Karla Erjavec                                     | 1-Destiny Harden<br>Jamir Huston<br>Endia Banks                                | 1-Jamir Huston<br>Kelsey Marshall                  |
| at Georgia Tech   | 02/16/21 | 56-67 | 13-Karla Erjavec                   | 6-Naomi Mbandu     | 5-Karla Erjavec                                     | 2-Destiny Harden<br>Naomi Mbandu   | 1-Destiny Harden                                   |
| BOSTON COLLEGE    | 02/18/21 | 77-60 | 20-Destiny Harden                  | 10-Endia Banks     | 6-Kelsey Marshall                                   | 3-Naomi Mbandu   | 2-Destiny Harden                                   |
| WAKE FOREST       | 02/25/21 | 69-67 | 15-Destiny Harden                  | 6-Endia Banks      | 4-Kelsey Marshall<br>Endia Banks                    | 1-Endia Banks<br>Destiny Harden<br>Naomi Mbandu                                | 1-Nyayongah Gony                                   |
| at Clemson        | 02/28/21 | 68-62 | 21-Destiny Harden                  | 7-Sydnee Roby      | 2-Naomi Mbandu                                      | 5-Naomi Mbandu   | 1-Sydnee Roby<br>Naomi Mbandu                      |
| vs Virginia Tech  | 03/04/21 | 64-72 | 27-Destiny Harden                  | 11-Destiny Harden  | 3-Destiny Harden                                    | 2-Destiny Harden<br>Karla Erjavec  | 1-Naomi Mbandu                                     |

## DOUBLE-DOUBLES

Endia Banks 11 pts, 10 reb; BOSTON COLLEGE, 02/18/21  
 Destiny Harden 16 pts, 13 reb; JACKSONVILLE, 11/25/20  
 Destiny Harden 20 pts, 12 reb; NORTH CAROLINA, 12/14/20  
 Destiny Harden 20 pts, 12 reb; VIRGINIA TECH, 02/11/21  
 Destiny Harden 27 pts, 11 reb; vs Virginia Tech, 03/04/21  
 Taylor Mason 10 pts, 10 reb; NORTH FLORIDA, 11/28/20  
 Naomi Mbandu 17 pts, 11 reb; at Louisville, 01/26/21





# MIAMI PLAYER GAME HIGHS

|                          |             |   |
|--------------------------|-------------|---|
| Points                   | 27          | Destiny Harden vs Virginia Tech (03/04/21)    |
|                          | 22          | Kelsey Marshall vs Jacksonville (11/25/20)    |
|                          | 21          | Destiny Harden at Clemson (02/28/21)          |
|                          | 21          | Kelsey Marshall at Pittsburgh (01/21/21)      |
|                          | 21          | Kelsey Marshall vs Fla. Atlantic (12/03/20)   |
| Field Goals Made         | 11          | Destiny Harden vs Virginia Tech (03/04/21)    |
|                          | 9           | Destiny Harden at Clemson (02/28/21)          |
|                          | 9           | Destiny Harden vs Virginia Tech (02/11/21)    |
|                          | 9           | Endia Banks vs Clemson (01/03/21)             |
| Field Goal Att.          | 24          | Kelsey Marshall at Pittsburgh (01/21/21)      |
|                          | 19          | Destiny Harden vs Virginia Tech (03/04/21)    |
|                          | 19          | Kelsey Marshall at Wake Forest (01/07/21)     |
|                          | 19          | Kelsey Marshall at NC State (12/20/20)        |
| FG Pct (min 5 made)      | 833 (5-6)   | Brianna Jackson vs Jacksonville (11/25/20)    |
|                          | .692 (9-13) | Endia Banks vs Clemson (01/03/21)             |
| 3-Point FG Made          | 5           | Kelsey Marshall at Pittsburgh (01/21/21)      |
|                          | 5           | Kelsey Marshall vs Fla. Atlantic (12/03/20)   |
| 3-Point FG Att.          | 18          | Kelsey Marshall at Pittsburgh (01/21/21)      |
|                          | 13          | Kelsey Marshall vs Virginia Tech (02/11/21)   |
| 3-Pt FG Pct (min 2 made) | 1.000 (2-2) | Nyayongah Gony vs Wake Forest (02/25/21)      |
|                          | 1.000 (2-2) | Destiny Harden vs Syracuse (12/10/20)         |
| Free Throws Made         | 9           | Kelsey Marshall vs Jacksonville (11/25/20)    |
|                          | 8           | Endia Banks at Clemson (02/28/21)             |
| Free Throw Att.          | 11          | Kelsey Marshall vs Jacksonville (11/25/20)    |
|                          | 10          | Endia Banks at Clemson (02/28/21)             |
|                          | 10          | Taylor Mason vs Fla. Atlantic (12/03/20)      |
| FT Pct (min 3 made)      | 1.000 (6-6) | Brianna Jackson vs Fla. Atlantic (12/03/20)   |
|                          | 1.000 (5-5) | Naomi Mbandu at Louisville (01/26/21)         |
|                          | 1.000 (4-4) | Taylor Mason at Florida St. (02/14/21)        |
|                          | 1.000 (4-4) | Endia Banks vs Florida St. (02/07/21)         |
|                          | 1.000 (4-4) | Nyayongah Gony at Syracuse (01/17/21)         |
|                          | 1.000 (4-4) | Naomi Mbandu vs North Carolina (12/14/20)     |
|                          | 1.000 (4-4) | Kelsey Marshall vs Fla. Atlantic (12/03/20)   |
|                          | 1.000 (4-4) | Destiny Harden vs Jacksonville (11/25/20)     |
|                          | 1.000 (3-3) | Kelsey Marshall at Louisville (01/26/21)      |
| Rebounds                 | 13          | Destiny Harden vs Jacksonville (11/25/20)     |
|                          | 12          | Destiny Harden vs Virginia Tech (02/11/21)    |
|                          | 12          | Destiny Harden vs Florida St. (02/07/21)      |
|                          | 12          | Destiny Harden vs North Carolina (12/14/20)   |
| Assists                  | 8           | Endia Banks at North Carolina (01/10/21)      |
|                          | 6           | Kelsey Marshall vs Boston College (02/18/21)  |
|                          | 6           | Endia Banks at Pittsburgh (01/21/21)          |
| Steals                   | 5           | Naomi Mbandu at Clemson (02/28/21)            |
|                          | 5           | Kelsey Marshall vs Fla. Atlantic (12/03/20)   |
| Blocked Shots            | 3           | Destiny Harden vs Florida St. (02/07/21)      |
|                          | 2           | Destiny Harden vs Boston College (02/18/21)   |
|                          | 2           | Sydnee Roby vs North Florida (11/28/20)       |
| Turnovers                | 5           | Naomi Mbandu at Louisville (01/26/21)         |
|                          | 5           | Taylor Mason at North Carolina (01/10/21)     |
|                          | 5           | Nyayongah Gony vs Syracuse (12/10/20)         |
|                          | 5           | Taylor Mason vs Syracuse (12/10/20)           |
|                          | 5           | Taylor Mason vs Fla. Atlantic (12/03/20)      |
|                          | 5           | Endia Banks vs Jacksonville (11/25/20)        |
| Fouls                    | 4           | Sydnee Roby vs Virginia Tech (03/04/21)       |
|                          | 4           | Naomi Mbandu vs Virginia Tech (03/04/21)      |
|                          | 4           | Destiny Harden at Florida St. (02/14/21)      |
|                          | 4           | Kelsey Marshall vs Virginia Tech (02/11/21)   |
|                          | 4           | Sydnee Roby vs Virginia Tech (02/11/21)       |
|                          | 4           | Naomi Mbandu vs Georgia Tech (01/28/21)       |
|                          | 4           | Naomi Mbandu at Louisville (01/26/21)         |
|                          | 4           | Moulayna Johnson Sid at Louisville (01/26/21) |
|                          | 4           | Kelsey Marshall at Louisville (01/26/21)      |
|                          | 4           | Endia Banks vs Clemson (01/03/21)             |
|                          | 4           | Destiny Harden vs Notre Dame (12/31/20)       |
|                          | 4           | Taylor Mason vs North Carolina (12/14/20)     |
|                          | 4           | Sydnee Roby vs North Carolina (12/14/20)      |

2020-21 SEASON

## OPPONENT PLAYER GAME HIGHS

|                          |             |   |
|--------------------------|-------------|---|
| Points                   | 26          | Priscilla Williams at Syracuse (01/17/21)     |
|                          | 23          | Iggy Allen vs Fla. Atlantic (12/03/20)        |
|                          | 22          | Ivana Raca vs Wake Forest (02/25/21)          |
|                          | 22          | Ivana Raca at Wake Forest (01/07/21)          |
|                          | 22          | Delicia Washington vs Clemson (01/03/21)      |
| Field Goals Made         | 9           | Priscilla Williams at Syracuse (01/17/21)     |
|                          | 9           | Christina Morra at Wake Forest (01/07/21)     |
|                          | 9           | Iggy Allen vs Fla. Atlantic (12/03/20)        |
| Field Goal Att.          | 21          | Deja Kelly vs North Carolina (12/14/20)       |
|                          | 20          | Janelle Bailey at North Carolina (01/10/21)   |
|                          | 20          | Ivana Raca at Wake Forest (01/07/21)          |
| FG Pct (min 5 made)      | 1.000 (9-9) | Priscilla Williams at Syracuse (01/17/21)     |
|                          | 1.000 (6-6) | Rita Igbokwe at Pittsburgh (01/21/21)         |
| 3-Point FG Made          | 6           | Priscilla Williams at Syracuse (01/17/21)     |
|                          | 5           | Georgia Amooore vs Virginia Tech (02/11/21)   |
|                          | 5           | Iggy Allen vs Fla. Atlantic (12/03/20)        |
| 3-Point FG Att.          | 13          | Aisha Sheppard vs Virginia Tech (02/11/21)    |
|                          | 9           | Georgia Amooore vs Virginia Tech (03/04/21)   |
|                          | 9           | Cayla King vs Virginia Tech (03/04/21)        |
|                          | 9           | Jewel Spear vs Wake Forest (02/25/21)         |
|                          | 9           | Makayla Dickens vs Boston College (02/18/21)  |
|                          | 9           | Dana Evans at Louisville (01/26/21)           |
|                          | 9           | Digna Strautmene at Syracuse (01/17/21)       |
|                          | 9           | Iggy Allen vs Fla. Atlantic (12/03/20)        |
| 3-Pt FG Pct (min 2 made) | 1.000 (6-6) | Priscilla Williams at Syracuse (01/17/21)     |
|                          | 1.000 (2-2) | Destiny Thomas at Clemson (02/28/21)          |
|                          | 1.000 (2-2) | Kiara Fisher at Syracuse (01/17/21)           |
| Free Throws Made         | 9           | Elizabeth Dixon at Louisville (01/26/21)      |
|                          | 8           | Dana Evans at Louisville (01/26/21)           |
|                          | 8           | Delicia Washington vs Clemson (01/03/21)      |
| Free Throw Att.          | 12          | Elizabeth Dixon at Louisville (01/26/21)      |
|                          | 10          | Delicia Washington vs Clemson (01/03/21)      |
| FT Pct (min 3 made)      | 1.000 (8-8) | Dana Evans at Louisville (01/26/21)           |
|                          | 1.000 (5-5) | Ivana Raca at Wake Forest (01/07/21)          |
|                          | 1.000 (4-4) | Elizabeth Kitley vs Virginia Tech (03/04/21)  |
|                          | 1.000 (4-4) | Cayla King vs Virginia Tech (03/04/21)        |
|                          | 1.000 (4-4) | Gina Conti vs Wake Forest (02/25/21)          |
|                          | 1.000 (4-4) | Lorela Cubaj at Georgia Tech (02/16/21)       |
|                          | 1.000 (4-4) | Bianca Jackson at Florida St. (02/14/21)      |
|                          | 1.000 (4-4) | Jada Boyd at NC State (12/20/20)              |
|                          | 1.000 (3-3) | Aisha Sheppard vs Virginia Tech (02/11/21)    |
| Rebounds                 | 15          | Janelle Bailey at North Carolina (01/10/21)   |
|                          | 14          | Lorela Cubaj vs Georgia Tech (01/28/21)       |
|                          | 14          | Ivana Raca at Wake Forest (01/07/21)          |
| Assists                  | 10          | Lotta-Maj Lahtinen at Georgia Tech (02/16/21) |
|                          | 10          | Tiana Mangakahia at Syracuse (01/17/21)       |
| Steals                   | 4           | Georgia Amooore vs Virginia Tech (02/11/21)   |
|                          | 4           | Alyssa Ustby vs North Carolina (12/14/20)     |
|                          | 4           | Jada Perry vs Jacksonville (11/25/20)         |
| Blocked Shots            | 6           | Rita Igbokwe at Pittsburgh (01/21/21)         |
|                          | 3           | Elizabeth Kitley vs Virginia Tech (02/11/21)  |
|                          | 3           | Janelle Bailey vs North Carolina (12/14/20)   |
|                          | 3           | Jada Perry vs Jacksonville (11/25/20)         |
| Turnovers                | 9           | Tiana Mangakahia at Syracuse (01/17/21)       |
|                          | 9           | Tiana Mangakahia vs Syracuse (12/10/20)       |
| Fouls                    | 5           | Amari Robinson at Clemson (02/28/21)          |
|                          | 5           | Gabby Elliott at Clemson (02/28/21)           |
|                          | 5           | Deja Kelly at North Carolina (01/10/21)       |
|                          | 5           | Ivana Raca at Wake Forest (01/07/21)          |
|                          | 5           | Janeta Rozentale vs Fla. Atlantic (12/03/20)  |
|                          | 5           | Tamia Stallings vs Jacksonville (11/25/20)    |

2020-21 SEASON





# CATEGORY LEADERS

| Points               | G  | Pts | Pts/G |
|----------------------|----|-----|-------|
| Kelsey Marshall      | 21 | 278 | 13.2  |
| Destiny Harden       | 22 | 236 | 10.7  |
| Endia Banks          | 22 | 216 | 9.8   |
| Naomi Mbandu         | 22 | 177 | 8.0   |
| Taylor Mason         | 22 | 173 | 7.9   |
| Nyayongah Gony       | 22 | 78  | 3.5   |
| Karla Erjavec        | 17 | 72  | 4.2   |
| Moulayna Johnson Sid | 19 | 69  | 3.6   |
| Sydnee Roby          | 21 | 62  | 3.0   |
| Jamir Huston         | 17 | 57  | 3.4   |
| Brianna Jackson      | 10 | 35  | 3.5   |

| Scoring Average      | G  | Pts | Avg/G |
|----------------------|----|-----|-------|
| Kelsey Marshall      | 21 | 278 | 13.2  |
| Destiny Harden       | 22 | 236 | 10.7  |
| Endia Banks          | 22 | 216 | 9.8   |
| Naomi Mbandu         | 22 | 177 | 8.0   |
| Taylor Mason         | 22 | 173 | 7.9   |
| Karla Erjavec        | 17 | 72  | 4.2   |
| Moulayna Johnson Sid | 19 | 69  | 3.6   |
| Nyayongah Gony       | 22 | 78  | 3.5   |
| Brianna Jackson      | 10 | 35  | 3.5   |
| Jamir Huston         | 17 | 57  | 3.4   |
| Sydnee Roby          | 21 | 62  | 3.0   |
| Kenza Salgues        | 4  | 0   | 0.0   |

| FG Percentage        | FG | Att | Pct  |
|----------------------|----|-----|------|
| Destiny Harden       | 89 | 178 | .500 |
| Naomi Mbandu         | 62 | 133 | .466 |
| Brianna Jackson      | 11 | 24  | .458 |
| Sydnee Roby          | 24 | 55  | .436 |
| Endia Banks          | 87 | 202 | .431 |
| Nyayongah Gony       | 26 | 69  | .377 |
| Jamir Huston         | 24 | 64  | .375 |
| Kelsey Marshall      | 98 | 275 | .356 |
| Taylor Mason         | 60 | 174 | .345 |
| Karla Erjavec        | 27 | 81  | .333 |
| Moulayna Johnson Sid | 22 | 79  | .278 |
| Kenza Salgues        | 0  | 1   | .000 |

| Field Goal Attempts | G  | Att | Att/G |
|---------------------|----|-----|-------|
| Kelsey Marshall     | 21 | 275 | 13.1  |
| Endia Banks         | 22 | 202 | 9.2   |
| Destiny Harden      | 22 | 178 | 8.1   |
| Taylor Mason        | 22 | 174 | 7.9   |
| Naomi Mbandu        | 22 | 133 | 6.0   |

| Field Goals Made | G  | Made | Made/G |
|------------------|----|------|--------|
| Kelsey Marshall  | 21 | 98   | 4.7    |
| Destiny Harden   | 22 | 89   | 4.0    |
| Endia Banks      | 22 | 87   | 4.0    |
| Naomi Mbandu     | 22 | 62   | 2.8    |
| Taylor Mason     | 22 | 60   | 2.7    |

| 3-Point Percentage   | 3FG | Att | Pct  |
|----------------------|-----|-----|------|
| Nyayongah Gony       | 17  | 52  | .327 |
| Karla Erjavec        | 15  | 47  | .319 |
| Destiny Harden       | 19  | 61  | .311 |
| Endia Banks          | 17  | 56  | .304 |
| Naomi Mbandu         | 10  | 33  | .303 |
| Kelsey Marshall      | 49  | 166 | .295 |
| Taylor Mason         | 11  | 42  | .262 |
| Moulayna Johnson Sid | 9   | 37  | .243 |
| Brianna Jackson      | 0   | 3   | .000 |
| Kenza Salgues        | 0   | 1   | .000 |

| 3-Point FG Attempts | G  | Att | Att/G |
|---------------------|----|-----|-------|
| Kelsey Marshall     | 21 | 166 | 7.9   |
| Destiny Harden      | 22 | 61  | 2.8   |
| Endia Banks         | 22 | 56  | 2.5   |
| Nyayongah Gony      | 22 | 52  | 2.4   |
| Karla Erjavec       | 17 | 47  | 2.8   |

| 3-Point FG Made | G  | Made | Made/G |
|-----------------|----|------|--------|
| Kelsey Marshall | 21 | 49   | 2.3    |
| Destiny Harden  | 22 | 19   | 0.9    |
| Endia Banks     | 22 | 17   | 0.8    |
| Nyayongah Gony  | 22 | 17   | 0.8    |
| Karla Erjavec   | 17 | 15   | 0.9    |

| Free Throw Percent   | FG | Att | Pct  |
|----------------------|----|-----|------|
| Brianna Jackson      | 13 | 14  | .929 |
| Naomi Mbandu         | 43 | 52  | .827 |
| Nyayongah Gony       | 9  | 12  | .750 |
| Karla Erjavec        | 3  | 4   | .750 |
| Moulayna Johnson Sid | 16 | 22  | .727 |
| Kelsey Marshall      | 33 | 46  | .717 |
| Taylor Mason         | 42 | 63  | .667 |
| Destiny Harden       | 39 | 61  | .639 |
| Endia Banks          | 25 | 42  | .595 |
| Sydnee Roby          | 14 | 31  | .452 |
| Jamir Huston         | 9  | 21  | .429 |

| Free Throw Attempts | G  | Att | Att/G |
|---------------------|----|-----|-------|
| Taylor Mason        | 22 | 63  | 2.9   |
| Destiny Harden      | 22 | 61  | 2.8   |
| Naomi Mbandu        | 22 | 52  | 2.4   |
| Kelsey Marshall     | 21 | 46  | 2.2   |
| Endia Banks         | 22 | 42  | 1.9   |

| Free Throws Made | G  | Made | Made/G |
|------------------|----|------|--------|
| Naomi Mbandu     | 22 | 43   | 2.0    |
| Taylor Mason     | 22 | 42   | 1.9    |
| Destiny Harden   | 22 | 39   | 1.8    |
| Kelsey Marshall  | 21 | 33   | 1.6    |
| Endia Banks      | 22 | 25   | 1.1    |

2020-21 SEASON

## CATEGORY LEADERS

| <b>Rebounds</b>      | <b>G</b> | <b>Reb</b> | <b>Reb/G</b> |
|----------------------|----------|------------|--------------|
| Destiny Harden       | 22       | 118        | 5.4          |
| Naomi Mbandu         | 22       | 104        | 4.7          |
| Endia Banks          | 22       | 100        | 4.5          |
| Taylor Mason         | 22       | 97         | 4.4          |
| Moulayna Johnson Sid | 19       | 68         | 3.6          |

| <b>Rebound Average</b> | <b>G</b> | <b>Reb</b> | <b>Avg/G</b> |
|------------------------|----------|------------|--------------|
| Destiny Harden         | 22       | 118        | 5.4          |
| Naomi Mbandu           | 22       | 104        | 4.7          |
| Endia Banks            | 22       | 100        | 4.5          |
| Taylor Mason           | 22       | 97         | 4.4          |
| Moulayna Johnson Sid   | 19       | 68         | 3.6          |

| <b>Offensive Rebounds</b> | <b>G</b> | <b>No.</b> | <b>Avg/G</b> |
|---------------------------|----------|------------|--------------|
| Destiny Harden            | 22       | 32         | 1.5          |
| Naomi Mbandu              | 22       | 30         | 1.4          |
| Endia Banks               | 22       | 29         | 1.3          |
| Sydnee Roby               | 21       | 27         | 1.3          |
| Taylor Mason              | 22       | 26         | 1.2          |

| <b>Defensive Rebounds</b> | <b>G</b> | <b>No.</b> | <b>Avg/G</b> |
|---------------------------|----------|------------|--------------|
| Destiny Harden            | 22       | 86         | 3.9          |
| Naomi Mbandu              | 22       | 74         | 3.4          |
| Endia Banks               | 22       | 71         | 3.2          |
| Taylor Mason              | 22       | 71         | 3.2          |
| Moulayna Johnson Sid      | 19       | 50         | 2.6          |
| Kelsey Marshall           | 21       | 50         | 2.4          |

| <b>Fouls</b>    | <b>G</b> | <b>No.</b> | <b>Per/G</b> |
|-----------------|----------|------------|--------------|
| Naomi Mbandu    | 22       | 46         | 2.1          |
| Sydnee Roby     | 21       | 44         | 2.1          |
| Destiny Harden  | 22       | 42         | 1.9          |
| Kelsey Marshall | 21       | 40         | 1.9          |
| Taylor Mason    | 22       | 34         | 1.5          |

| <b>Foulouts</b> | <b>G</b> | <b>No.</b> |
|-----------------|----------|------------|
|-----------------|----------|------------|

| <b>Assists</b>  | <b>G</b> | <b>No.</b> | <b>Ast/G</b> |
|-----------------|----------|------------|--------------|
| Endia Banks     | 22       | 69         | 3.1          |
| Taylor Mason    | 22       | 47         | 2.1          |
| Kelsey Marshall | 21       | 37         | 1.8          |
| Naomi Mbandu    | 22       | 36         | 1.6          |
| Karla Erjavec   | 17       | 34         | 2.0          |

| <b>Steals</b>   | <b>G</b> | <b>No.</b> | <b>Stl/G</b> |
|-----------------|----------|------------|--------------|
| Naomi Mbandu    | 22       | 31         | 1.4          |
| Destiny Harden  | 22       | 27         | 1.2          |
| Endia Banks     | 22       | 21         | 1.0          |
| Kelsey Marshall | 21       | 21         | 1.0          |
| Taylor Mason    | 22       | 20         | 0.9          |

| <b>Blocked Shots</b> | <b>G</b> | <b>No.</b> | <b>Blk/G</b> |
|----------------------|----------|------------|--------------|
| Sydnee Roby          | 21       | 10         | 0.5          |
| Destiny Harden       | 22       | 9          | 0.4          |
| Brianna Jackson      | 10       | 4          | 0.4          |
| Naomi Mbandu         | 22       | 4          | 0.2          |
| Jamir Huston         | 17       | 3          | 0.2          |
| Kelsey Marshall      | 21       | 3          | 0.1          |

| <b>Minutes</b>  | <b>G</b> | <b>No.</b> | <b>Min/G</b> |
|-----------------|----------|------------|--------------|
| Endia Banks     | 22       | 663        | 30.1         |
| Taylor Mason    | 22       | 611        | 27.8         |
| Kelsey Marshall | 21       | 604        | 28.8         |
| Naomi Mbandu    | 22       | 572        | 26.0         |
| Destiny Harden  | 22       | 520        | 23.6         |

| <b>Turnovers</b> | <b>G</b> | <b>No.</b> | <b>TO/G</b> |
|------------------|----------|------------|-------------|
| Endia Banks      | 22       | 53         | 2.4         |
| Taylor Mason     | 22       | 47         | 2.1         |
| Destiny Harden   | 22       | 38         | 1.7         |
| Kelsey Marshall  | 21       | 36         | 1.7         |
| Naomi Mbandu     | 22       | 34         | 1.5         |

2020-21 SEASON





# SPECIALTY STATISTICS

| Opponent            | T/O         | 2ndCh       | Paint       | FastB      | Bench       | Ties       | Leads      | W/L Score | Leads overcome          |
|---------------------|-------------|-------------|-------------|------------|-------------|------------|------------|-----------|-------------------------|
| Jacksonville        | 14          | 11          | 30          | 7          | 10          | 2          | 1          | W 74-58   | trailed by 2 1st-01:26  |
| North Florida       | 27          | 15          | 34          | 15         | 26          | 0          | 1          | W 81-39   | trailed by 3 1st-09:45  |
| Fla. Atlantic       | 17          | 12          | 20          | 10         | 16          | 1          | 2          | W 73-61   | trailed by 1 2nd-07:04  |
| Syracuse            | 20          | 16          | 16          | 2          | 32          | 2          | 1          | L 58-69   | lost 1 1st-02:42        |
| North Carolina      | 17          | 13          | 20          | 3          | 23          | 1          | 1          | W 67-63   | trailed by 4 1st-06:47  |
| NC State            | 13          | 9           | 14          | 3          | 20          | 0          | 0          | L 47-78   | never led               |
| Notre Dame          | 23          | 9           | 24          | 12         | 10          | 0          | 2          | L 60-71   | lost 9 1st-05:10        |
| Clemson             | 14          | 17          | 44          | 10         | 17          | 3          | 2          | W 80-71   | trailed by 2 1st-09:16  |
| Wake Forest         | 22          | 6           | 34          | 18         | 18          | 1          | 4          | L 60-63   | lost 11 2nd-04:57       |
| North Carolina      | 15          | 10          | 26          | 4          | 15          | 2          | 3          | W 69-59   | trailed by 9 1st-00:21  |
| Syracuse            | 23          | 7           | 26          | 11         | 36          | 1          | 1          | L 64-99   | lost 1 1st-08:45        |
| Louisville          | 14          | 20          | 30          | 4          | 16          | 1          | 0          | L 76-79   | never led               |
| Pittsburgh          | 17          | 19          | 28          | 12         | 17          | 1          | 2          | W 72-68   | trailed by 23 1st-01:32 |
| Georgia Tech        | 4           | 7           | 28          | 3          | 14          | 1          | 0          | L 56-70   | lost 5 1st-07:56        |
| Florida St.         | 21          | 5           | 48          | 16         | 17          | 2          | 1          | W 68-53   | trailed by 5 2nd-08:35  |
| Virginia Tech       | 10          | 15          | 24          | 7          | 3           | 0          | 1          | L 55-75   | lost 4 1st-08:16        |
| Florida St.         | 19          | 5           | 22          | 4          | 30          | 0          | 0          | L 59-67   | lost 2 1st-08:03        |
| Georgia Tech        | 9           | 8           | 26          | 5          | 13          | 0          | 0          | L 56-67   | lost 8 1st-06:40        |
| Boston College      | 15          | 9           | 30          | 9          | 16          | 2          | 2          | W 77-60   | trailed by 9 1st-05:18  |
| Wake Forest         | 13          | 7           | 28          | 4          | 15          | 0          | 3          | W 69-67   | trailed by 3 1st-09:39  |
| Clemson             | 13          | 4           | 32          | 3          | 18          | 4          | 3          | W 68-62   | trailed by 10 3rd-06:17 |
| Virginia Tech       | 7           | 17          | 26          | 7          | 13          | 1          | 0          | L 64-72   | never led               |
| <b>Totals</b>       | <b>347</b>  | <b>241</b>  | <b>610</b>  | <b>169</b> | <b>395</b>  | <b>25</b>  | <b>30</b>  |           |                         |
| <i>Average/Game</i> | <i>15.8</i> | <i>11.0</i> | <i>27.7</i> | <i>7.7</i> | <i>18.0</i> | <i>1.1</i> | <i>1.4</i> |           |                         |
| <b>Opponent</b>     | <b>305</b>  | <b>237</b>  | <b>614</b>  | <b>191</b> | <b>358</b>  | <b>14</b>  | <b>28</b>  |           |                         |
| <i>Average/Game</i> | <i>13.9</i> | <i>10.8</i> | <i>27.9</i> | <i>8.7</i> | <i>16.3</i> | <i>0.6</i> | <i>1.3</i> |           |                         |

2020-21 SEASON

# PLAYER GAME-BY-GAME PTS-REB-AST

| Opponent          | Date     | Score | 00         |            | 01         | 03         | 04         | 13         | 14         | 15     |
|-------------------|----------|-------|------------|------------|------------|------------|------------|------------|------------|--------|
|                   |          |       | SALGUES,KE | SID,MOULAY | HARDEN,DES | BANKS,ENDI | MASON,TAYL | GONY,NYAYO | HUSTON,JAM |        |
| JACKSONVILLE      | 11/25/20 | 74-58 | w          | DNP        | 6-7-0      | 16-13-4    | 10-5-3     | 6-4-4      | 0-1-0      | 0-0-0  |
| NORTH FLORIDA     | 11/28/20 | 81-39 | w          | DNP        | 17-4-0     | 12-1-0     | 6-2-4      | 10-10-5    | 5-0-0      | 8-6-0  |
| FLA. ATLANTIC     | 12/03/20 | 73-61 | w          | DNP        | 3-9-0      | 7-7-4      | 9-5-1      | 14-5-3     | 2-1-0      | 0-0-1  |
| SYRACUSE          | 12/10/20 | 58-69 | L          | DNP        | 0-6-1      | 11-1-0     | 8-3-3      | 5-4-3      | 8-3-2      | 3-2-0  |
| NORTH CAROLINA    | 12/14/20 | 67-63 | w          | DNP        | 0-4-2      | 20-12-1    | 4-8-4      | 11-4-2     | 6-0-0      | 6-3-1  |
| at NC State       | 12/20/20 | 47-78 | L          | DNP        | 0-0-0      | 3-5-0      | 5-2-2      | 10-8-3     | 6-2-0      | 0-1-0  |
| NOTRE DAME        | 12/31/20 | 60-71 | L          | DNP        | 0-0-0      | 9-6-2      | 18-2-5     | 11-7-0     | 5-5-0      | 3-1-0  |
| CLEMSON           | 01/03/21 | 80-71 | w          | DNP        | 0-1-1      | 9-3-3      | 20-6-3     | 8-8-2      | 2-0-0      | 2-5-0  |
| at Wake Forest    | 01/07/21 | 60-63 | L          | DNP        | 8-6-0      | 0-0-0      | 4-6-3      | 6-7-4      | 5-2-0      | 5-1-0  |
| at North Carolina | 01/10/21 | 69-59 | w          | DNP        | 0-0-1      | 8-5-2      | 14-1-8     | 6-2-0      | 0-0-0      | 7-5-1  |
| at Syracuse       | 01/17/21 | 64-99 | L          | DNP        | 6-1-1      | 2-0-1      | 12-1-4     | 5-5-0      | 13-3-1     | 12-2-1 |
| at Louisville     | 01/26/21 | 76-79 | L          | DNP        | 2-4-0      | 6-1-0      | 13-7-4     | 5-2-2      | 4-1-0      | DNP    |
| at Pittsburgh     | 01/21/21 | 72-68 | w          | DNP        | 6-6-0      | 2-3-0      | 13-9-6     | 4-2-4      | 2-4-0      | 2-1-0  |
| GEORGIA TECH      | 01/28/21 | 56-70 | L          | DNP        | 2-6-0      | 0-1-1      | 4-5-3      | 11-5-2     | 0-1-0      | 3-2-0  |
| FLORIDA ST.       | 02/07/21 | 68-53 | w          | DNP        | 0-0-0      | 7-12-1     | 12-0-1     | 15-5-0     | 0-0-0      | 2-0-0  |
| VIRGINIA TECH     | 02/11/21 | 55-75 | L          | DNP        | DNP        | 20-12-1    | 11-3-3     | 0-0-2      | 3-1-0      | 0-1-0  |
| at Florida St.    | 02/14/21 | 59-67 | L          | DNP        | DNP        | 12-3-3     | 6-5-3      | 13-2-2     | 9-2-0      | 2-1-0  |
| at Georgia Tech   | 02/16/21 | 56-67 | L          | DNP        | DNP        | 9-4-1      | 6-4-1      | 9-4-2      | 2-2-0      | 2-0-0  |
| BOSTON COLLEGE    | 02/18/21 | 77-60 | w          | 0-0-0      | 3-5-0      | 20-9-0     | 11-10-1    | 11-2-3     | 0-0-1      | DNP    |
| WAKE FOREST       | 02/25/21 | 69-67 | w          | 0-0-0      | 0-1-0      | 15-5-2     | 11-6-4     | 4-5-2      | 6-0-0      | DNP    |
| at Clemson        | 02/28/21 | 68-62 | w          | 0-0-0      | 3-0-1      | 21-4-0     | 13-6-1     | 2-3-0      | 0-1-0      | DNP    |
| vs Virginia Tech  | 03/04/21 | 64-72 | L          | 0-0-0      | 13-8-0     | 27-11-3    | 6-4-2      | 7-3-2      | 0-0-0      | DNP    |

| Opponent          | Date     | Score | 20         |            | 21         | 25         | 35         | 44     |
|-------------------|----------|-------|------------|------------|------------|------------|------------|--------|
|                   |          |       | MARSHALL,K | JACKSON,BR | ERJAVEC,KA | MBANDU,NAO | ROBY,SYDNE |        |
| JACKSONVILLE      | 11/25/20 | 74-58 | w          | 22-3-4     | 14-9-0     | DNP        | 0-2-1      | DNP    |
| NORTH FLORIDA     | 11/28/20 | 81-39 | w          | 13-3-3     | 3-8-2      | DNP        | 6-1-1      | 1-1-0  |
| FLA. ATLANTIC     | 12/03/20 | 73-61 | w          | 21-6-1     | 12-7-0     | DNP        | 3-4-0      | 2-2-1  |
| SYRACUSE          | 12/10/20 | 58-69 | L          | 6-3-0      | 4-1-0      | DNP        | 6-5-1      | 7-5-1  |
| NORTH CAROLINA    | 12/14/20 | 67-63 | w          | 11-4-1     | 0-0-0      | DNP        | 7-3-1      | 2-1-0  |
| at NC State       | 12/20/20 | 47-78 | L          | 14-2-0     | 0-0-0      | 3-0-2      | 4-4-1      | 2-2-0  |
| NOTRE DAME        | 12/31/20 | 60-71 | L          | 8-5-0      | DNP        | 2-2-2      | 4-3-2      | 0-2-0  |
| CLEMSON           | 01/03/21 | 80-71 | w          | 19-2-2     | 0-0-0      | 3-1-1      | 7-7-4      | 10-5-0 |
| at Wake Forest    | 01/07/21 | 60-63 | L          | 16-3-0     | DNP        | 0-0-1      | 16-3-2     | 0-2-0  |
| at North Carolina | 01/10/21 | 69-59 | w          | 19-5-2     | 0-0-0      | 6-2-2      | 7-8-3      | 2-4-0  |
| at Syracuse       | 01/17/21 | 64-99 | L          | 0-0-0      | 0-1-0      | 2-0-0      | 9-4-2      | 3-3-0  |
| at Louisville     | 01/26/21 | 76-79 | L          | 19-3-1     | 2-0-0      | 3-1-3      | 17-11-1    | 5-2-0  |
| at Pittsburgh     | 01/21/21 | 72-68 | w          | 21-4-3     | DNP        | 5-1-0      | 15-7-2     | 2-2-0  |
| GEORGIA TECH      | 01/28/21 | 56-70 | L          | 16-1-2     | DNP        | 5-0-0      | 11-4-2     | 4-2-0  |
| FLORIDA ST.       | 02/07/21 | 68-53 | w          | 12-3-4     | DNP        | 4-0-3      | 16-7-4     | 0-0-0  |
| VIRGINIA TECH     | 02/11/21 | 55-75 | L          | 15-3-2     | DNP        | 0-3-5      | 6-3-0      | 0-0-0  |
| at Florida St.    | 02/14/21 | 59-67 | L          | 4-1-0      | DNP        | 0-3-4      | 7-7-2      | 6-2-0  |
| at Georgia Tech   | 02/16/21 | 56-67 | L          | 7-0-1      | DNP        | 13-2-5     | 6-6-2      | 2-1-0  |
| BOSTON COLLEGE    | 02/18/21 | 77-60 | w          | 11-5-6     | DNP        | 11-1-2     | 8-3-1      | 2-4-1  |
| WAKE FOREST       | 02/25/21 | 69-67 | w          | 12-1-4     | DNP        | 3-0-1      | 12-4-0     | 6-4-0  |
| at Clemson        | 02/28/21 | 68-62 | w          | 12-4-1     | DNP        | 9-2-1      | 2-3-2      | 6-7-0  |
| vs Virginia Tech  | 03/04/21 | 64-72 | L          | DNP        | DNP        | 3-3-2      | 8-5-2      | 0-1-0  |

2020-21 SEASON





# HURRICANE RECORDS

|                                  |         |
|----------------------------------|---------|
| Team Game Records .....          | 90-91   |
| Team ACC Game Records .....      | 91      |
| Team Season Records .....        | 92      |
| Individual Game Records .....    | 93-94   |
| Individual ACC Game Records..... | 94      |
| Individual Season Records.....   | 95-96   |
| Individual Career Records .....  | 97-98   |
| NCAA Tournament Records .....    | 99-102  |
| WNIT Records .....               | 103-106 |
| ACC Tournament Records.....      | 107-110 |
| Watsco Center Records .....      | 111     |
| Miscellaneous Records.....       | 112     |
| Overtime Games .....             | 113     |
| 100-Point Games.....             | 114     |
| Halftime Comebacks .....         | 115-116 |
| All-Time Comebacks .....         | 116     |
| Last Time It Happened .....      | 117     |
| Yearly Leaders.....              | 118-120 |
| 1,000 Points Club .....          | 121-124 |
| Year-By-Year Stats .....         | 125-126 |

## TEAM GAME RECORDS

### MARGIN OF VICTORY

| Category                          | Points | Opponent                            | Date     |
|-----------------------------------|--------|-------------------------------------|----------|
| Largest Margin of Victory         | 81     | Prairie View A&M (UM, 107-26)       | 1/17/11  |
| Largest Margin of Defeat          | 69     | at Texas (UT, 112-43)               | 2/17/86  |
| Largest Margin of Victory at Home | 81     | Prairie View A&M (UM, 107-26)       | 1/17/11  |
| Largest Margin of Defeat at Home  | 58     | Maryland (MD, 111-53)               | 1/10/07  |
| Largest Margin of Victory on Road | 63     | at Miami-Dade New World (UM, 98-35) | 12/10/79 |
|                                   |        | at Broward Central (UM, 101-38)     | 11/28/79 |
| Largest Margin of Defeat on Road  | 69     | at Texas (UT, 112-43)               | 2/17/86  |

### POINTS

| Category                   | Points | Opponent                        | Date     |
|----------------------------|--------|---------------------------------|----------|
| Most Points                | 112    | Stetson                         | 1/12/91  |
| Fewest Points              | 21     | Miami-Dade North                | 1/9/73   |
| Most Points Allowed        | 112    | at Texas                        | 2/17/86  |
| Fewest Points Allowed      | 19     | Miami-Dade New World            | 2/14/80  |
| Most Points in an ACC Game | 100    | North Carolina                  | 1/26/17  |
| Most Points at Home        | 112    | Stetson                         | 1/12/91  |
| Most Points on Road        | 111    | at CSU Bakersfield              | 11/15/09 |
| Most Points Neutral        | 98     | vs. Stetson&                    | 3/7/91   |
| Most Points in a Loss      | 93     | Duke (2OT)                      | 2/19/06  |
| Most Points Combined       | 204    | at CSU Bakersfield (UM, 111-93) | 11/15/09 |

### POINTS IN A QUARTER<sup>^</sup>

| Category   | Points | Opponent                          | Date     |
|--|--------|-----------------------------------|----------|
| Most Points in a Quarter                         | 33     | Alabama (2nd)                     | 12/21/18 |
| Fewest Points in a Quarter                       | 1      | at Colorado (1st)                 | 11/18/17 |
| Most Points Allowed in a Quarter                 | 33     | vs. Quinnipiac (4th)!             | 3/17/18  |
| Fewest Points Allowed in a Quarter               | 0      | vs. UNC Asheville (2nd)           | 12/20/19 |
| Most Points Combined in a Quarter                | 52     | North Carolina (UM, 27-25, 4th)   | 1/26/17  |
| Fewest Points Combined in a Quarter              | 8      | at Colorado (CU, 7-1, 1st)        | 11/18/17 |
| Largest Positive Margin in a Quarter             | +22    | vs. UNC Asheville (UM, 22-0, 2nd) | 12/20/19 |
|  |        | at Clemson (UM, 26-4, 1st)        | 1/10/16  |
|  |        | Milwaukee (UM, 26-4, 4th)         | 11/27/15 |
| Largest Negative Margin in a Quarter             | -21    | at Pittsburgh (UP, 31-10, 1st)    | 1/21/21  |
| Most Points in a Quarter at Home                 | 31     | North Carolina (3rd)              | 1/26/17  |
| Most Points Allowed in a Quarter at Home         | 28     | Florida State (1st)               | 2/11/18  |
|  |        | Florida State (3rd)               | 12/29/16 |
| Most Points in a Quarter on the Road             | 29     | at Notre Dame (4th)               | 2/14/16  |
| Most Points Allowed in a Quarter on the Road     | 32     | at Syracuse (1st)                 | 1/17/21  |
| Most Points in a Quarter at Neutral Site         | 30     | vs. Indiana (3rd)                 | 12/20/15 |
| Most Points Allowed in a Quarter at Neutral Site | 29     | vs. Baylor (2nd)                  | 12/19/15 |

<sup>^</sup> - NCAA switched to the quarter system in advance of the 2015-16 season

### FIELD GOALS

| Category                      | FG           | Opponent        | Date     |
|-------------------------------|--------------|-----------------|----------|
| Most Field Goal Attempts      | 102          | FIU             | 1/15/80  |
| Fewest Field Goal Attempts    | 41           | Rutgers         | 2/6/97   |
| Most Field Goals Made         | 51           | FIU             | 1/27/81  |
| Fewest Field Goals Made       | 9            | Rutgers         | 12/16/12 |
| Highest Field Goal Percentage | .661 (39-59) | Bethune-Cookman | 12/1/87  |
| Lowest Field Goal Percentage  | .191 (9-47)  | Rutgers         | 12/16/12 |

### FREE THROWS

| Category                                    | FT             | Opponent         | Date     |
|---|----------------|------------------|----------|
| Most Free Throw Attempts                    | 56             | Homestead AFB    | 1/14/76  |
| Fewest Free Throw Attempts                  | 2              | Illinois-Chicago | 12/16/89 |
| Most Free Throws Made                       | 35*            | Pittsburgh       | 1/21/99  |
| Fewest Free Throws Made                     | 1              | at West Virginia | 1/8/02   |
| Highest Free Throw Percentage (min. 10 att) | 1.000 (12-12)* | Jacksonville     | 11/13/07 |
| Lowest Free Throw Percentage                | .143 (1-7)     | at West Virginia | 1/8/02   |





## TEAM GAME RECORDS

### REBOUNDS

| Category        | Reb | Opponent | Date    |
|-----------------|-----|----------|---------|
| Most Rebounds   | 72  | Stetson@ | 3/4/82  |
| Fewest Rebounds | 18  | Stetson  | 2/13/89 |

### ASSISTS

| Category       | Ast | Opponent           | Date     |
|----------------|-----|--------------------|----------|
| Most Assists   | 32* | North Carolina A&T | 12/28/05 |
| Fewest Assists | 0   | Illinois           | 12/14/85 |

### BLOCKED SHOTS

| Category             | Blk | Opponent | Date    |
|----------------------|-----|----------|---------|
| Most Blocked Shots   | 12  | FIU      | 2/21/81 |
| Fewest Blocked Shots | 0*  | Syracuse | 1/17/21 |

### STEALS

| Category      | Stl | Opponent        | Date    |
|---------------|-----|-----------------|---------|
| Most Steals   | 38  | Broward Central | 2/12/80 |
| Fewest Steals | 1*  | Villanova&      | 3/10/03 |

### TURNOVERS

| Category         | TO | Opponent       | Date    |
|------------------|----|----------------|---------|
| Most Turnovers   | 50 | Florida        | 1/12/80 |
| Fewest Turnovers | 3  | Boston College | 2/1/92  |

### PERSONAL FOULS

| Category              | PF | Opponent   | Date   |
|-----------------------|----|------------|--------|
| Fewest Personal Fouls | 5  | Seton Hall | 1/5/92 |

\* - recorded more than once with most recent listed

vs. - neutral site game

\$ - NSWAC Tournament game

! - NCAA Tournament game

@ - FAIAW State Championship Tournament game

& - BIG EAST Tournament game

## TEAM ACC GAME RECORDS

| CATEGORY          | STAT | OPPONENT       | DATE    |
|-------------------|------|----------------|---------|
| Scoring           | 100  | North Carolina | 1/26/17 |
| FGM               | 38   | North Carolina | 1/26/17 |
| FGA               | 82   | North Carolina | 2/21/08 |
| FG%               | .638 | Georgia Tech   | 2/26/17 |
| 3FGM              | 13   | Clemson        | 2/16/20 |
| 3FGA              | 37   | Duke           | 1/18/15 |
| 3FG% (min. 5 FGM) | .643 | Georgia Tech   | 1/13/08 |
| FTM               | 34   | Boston College | 1/27/19 |
| FTA               | 49   | Boston College | 1/27/19 |
| FT% (min. 10 att) | .941 | North Carolina | 1/26/17 |
| Assists           | 26   | Pittsburgh     | 2/15/18 |
| Rebounds          | 57   | Virginia Tech  | 2/23/17 |
| Off. Rebounds     | 24   | Virginia Tech  | 1/24/10 |
| Def. Rebounds     | 36   | Virginia Tech  | 2/23/17 |
| Steals            | 22   | North Carolina | 2/8/12  |
| Blocked Shots     | 10   | Notre Dame     | 1/8/15  |

RECORDS

## TEAM SEASON RECORDS

### POINTS

| Category                | G  | Pts   | PPG  | Year    |
|-------------------------|----|-------|------|---------|
| Most Points             | 36 | 2,693 | 74.8 | 2009-10 |
| Fewest Points           | 8  | 283   | 35.4 | 1972-73 |
| Highest Scoring Average | 33 | 2,636 | 79.9 | 2010-11 |
| Lowest Scoring Average# | 30 | 1,810 | 60.3 | 2007-08 |

### FIELD GOALS

| Category              | G  | FG               | Year    |
|-----------------------|----|------------------|---------|
| Most FG Attempts      | 38 | 2,638            | 1980-81 |
| Fewest FG Attempts#   | 29 | 1,164            | 1989-90 |
| Most FG Made          | 38 | 1,096            | 1980-81 |
| Fewest FG Made#       | 22 | 530              | 2020-21 |
| Highest FG Percentage | 28 | .485 (859-1,172) | 1984-85 |
| Lowest FG Percentage# | 27 | .354 (631-1,780) | 1993-94 |

### FREE THROWS

| Category              | G  | FT             | Year    |
|-----------------------|----|----------------|---------|
| Most FT Attempts      | 39 | 774            | 1980-81 |
| Fewest FT Attempts#   | 22 | 368            | 2020-21 |
| Most FT Made          | 36 | 521            | 2009-10 |
| Fewest FT Made#       | 22 | 246            | 2020-21 |
| Highest FT Percentage | 30 | .750 (437-583) | 2005-06 |
| Lowest FT Percentage# | 27 | .531 (282-531) | 1982-83 |

### REBOUNDS

| Category                | G  | Reb   | RPG  | Year    |
|-------------------------|----|-------|------|---------|
| Most Rebounds           | 39 | 1,733 | 44.4 | 1980-81 |
| Fewest Rebounds#        | 22 | 808   | 36.7 | 2020-21 |
| Highest Rebounding Avg. | 29 | 1,376 | 47.4 | 1980-81 |
| Lowest Rebounding Avg.# | 30 | 921   | 30.7 | 1986-87 |

### ASSISTS

| Category        | G  | Ast | Year    |
|-----------------|----|-----|---------|
| Most Assists    | 32 | 559 | 1991-92 |
| Fewest Assists# | 27 | 255 | 1994-95 |

### BLOCKED SHOTS

| Category              | G  | Blk | Year    |
|-----------------------|----|-----|---------|
| Most Blocked Shots    | 34 | 156 | 1979-80 |
| Fewest Blocked Shots# | 30 | 16  | 1986-87 |

### STEALS

| Category       | G  | Stl | Year    |
|----------------|----|-----|---------|
| Most Steals    | 34 | 582 | 1979-80 |
| Fewest Steals# | 22 | 156 | 2020-21 |

### TURNOVERS

| Category          | G  | TO  | Year    |
|-------------------|----|-----|---------|
| Most Turnovers    | 38 | 931 | 1980-81 |
| Fewest Turnovers# | 22 | 302 | 2020-21 |

### PERSONAL FOULS

| Category                  | G  | PF/FO | Year    |
|---------------------------|----|-------|---------|
| Most Personal Fouls       | 39 | 768   | 1980-81 |
| Fewest Personal Fouls#    | 22 | 344   | 2020-21 |
| Fewest Disqualifications# | 22 | 0     | 2020-21 |

### WINS AND LOSSES

| Category      | W/L | Record | Year    |
|---------------|-----|--------|---------|
| Most Wins     | 30  | 30-2   | 1991-92 |
| Fewest Wins   | 2   | 2-6    | 1972-73 |
| Most Losses   | 21  | 9-21   | 2007-08 |
| Fewest Losses | 2   | 30-2   | 1991-92 |

### WINNING PERCENTAGE

| Category                 | W-L  | Pct  | Year    |
|--------------------------|------|------|---------|
| Best Winning Percentage  | 30-2 | .938 | 1991-92 |
| Worst Winning Percentage | 2-6  | .250 | 1972-73 |

### GAMES PLAYED

| Category            | G  | Record | Year    |
|---------------------|----|--------|---------|
| Most Games Played   | 39 | 24-15  | 1980-81 |
| Fewest Games Played | 8  | 2-6    | 1972-73 |

\* - recorded more than once with most recent listed

# - statistic first recorded in 1979





# INDIVIDUAL GAME RECORDS

## SCORING

### SINGLE-GAME SCORING

| Name              | Opponent (date)                 | Pts |
|-------------------|---------------------------------|-----|
| 1. Renee Taylor   | at Houston (12/19/06)           | 42  |
| 2. Frances Savage | vs. Providence (3/8/92)         | 41  |
| Maria Rivera      | vs. UCF (2/25/88)               | 41  |
| 4. Octavia Blue   | vs. Florida Atlantic (11/25/97) | 40  |
| Frances Savage    | vs. Florida (2/24/89)           | 40  |
| Maria Rivera      | vs. Illinois (12/30/87)         | 40  |
| Wendy Foote       | vs. Miami-Dade NW (1978)        | 40  |
| 8. Tamara James   | vs. Fairfield (12/28/04)        | 39  |
| 9. Maria Rivera   | vs. Monmouth (11/28/86)         | 38  |
| 10. Tamara James  | vs. Georgia Tech (2/26/06)      | 37  |
| Tamara James      | vs. Eastern Kentucky (11/23/03) | 37  |
| Frances Savage    | vs. Stetson (1/13/90)           | 37  |
| Joani Bowles      | vs. Temple (1/13/84)            | 37  |

## FIELD GOALS

### SINGLE-GAME FIELD GOALS MADE

| Name   | Opponent (date)                 | FGM |
|--|---------------------------------|-----|
| 1. Tamara James                              | vs. Fairfield (12/28/04)        | 17  |
| Joani Bowles                                 | vs. Temple (1/13/84)            | 17  |
| Wendy Foote                                  | vs. Miami-Dade NW (1978)        | 17  |
| 4. Octavia Blue                              | vs. Florida Atlantic (11/25/97) | 16  |
| Frances Savage                               | vs. Villanova (3/1/92)          | 16  |
| 6. Tamara James                              | vs. Quinnipiac (11/29/02)       | 15  |
| Chanivia Broussard                           | vs. Richmond (12/21/03)         | 15  |
| Maria Rivera                                 | vs. UCF (2/25/88)               | 15  |
| Sylvia Wilson                                | vs. FIU (1/26/82)               | 15  |
| 10. 13 different times a player has recorded |                                 | 14  |

### SINGLE-GAME FIELD GOAL ATTEMPTS

| Name  | Opponent (date)               | FGA |
|---|-------------------------------|-----|
| 1. Maria Rivera                                 | vs. LSU (1/10/86)             | 34  |
| 2. Joani Bowles                                 | vs. Temple (1/13/84)          | 31  |
| Riquna Williams                                 | vs. North Carolina (2/13/11)  | 31  |
| 4. Tamara James                                 | vs. Virginia Tech (2/6/05)    | 29  |
| Frances Savage                                  | vs. Rutgers (1/28/89)         | 29  |
| Maria Rivera                                    | vs. North Carolina (12/29/86) | 29  |
| Riquna Williams                                 | vs. Boston College (1/16/11)  | 29  |
| 8. Octavia Blue                                 | vs. Georgetown (2/14/96)      | 28  |
| Riquna Williams                                 | vs. Tennessee (11/15/11)      | 28  |
| 10. Eight different times a player has recorded |                               | 27  |

### SINGLE-GAME FIELD GOAL PCT. (10 FGA MIN.)

| Name               | FG | FGA | Pct  | Opponent (date)            |
|--------------------|----|-----|------|----------------------------|
| 1. Jill Poorman    | 11 | 12  | .917 | vs. Flagler (2/16/80)      |
| 2. Jennifer Jordan | 10 | 11  | .909 | vs. Syracuse (1/20/96)     |
| Maria Rivera       | 10 | 11  | .909 | vs. Lamar (1/11/85)        |
| 4. Tamara James    | 12 | 14  | .857 | vs. NC A&T (12/28/05)      |
| 5. Frances Savage  | 11 | 13  | .846 | vs. SW Mo St. (11/25/88)   |
| 6. Emese Hof       | 10 | 12  | .833 | vs. Florida A&M (12/18/18) |
| Emese Hof          | 10 | 12  | .833 | vs. Hartford (11/11/18)    |
| Erykah Davenport   | 10 | 12  | .833 | vs. Pittsburgh (2/15/18)   |
| Emese Hof          | 10 | 12  | .833 | vs. Sac. St. (12/18/17)    |
| Melissa Knight     | 10 | 12  | .833 | vs. Maryland (12/29/02)    |
| Della Wilson       | 10 | 12  | .833 | vs. UConn (2/14/93)        |
| Frances Savage     | 10 | 12  | .833 | vs. Arizona (12/2/89)      |
| LaToya Drake       | 10 | 12  | .833 | vs. Norfolk St. (11/14/08) |

## 3-POINT FIELD GOALS

### SINGLE-GAME 3-POINT FG MADE

| Name  | Opponent (date)               | 3PM |
|---|-------------------------------|-----|
| 1. Sarah Mortensen                                      | at FIU (11/6/18)              | 8   |
| Riquna Williams   | at CSU Bakersfield (11/15/09) | 8   |
| Riquna Williams   | vs. Maryland (11/21/12)       | 8   |
| 4. Kelsey Marshall                                      | at Virginia (2/13/20)         | 7   |
| Renee Taylor  | at Houston (12/19/06)         | 7   |
| Maria Rivera  | vs. UCF (2/25/88)             | 7   |
| Riquna Williams   | at Michigan (3/31/10)         | 7   |
| 8. 15 different times a player has recorded             |                               | 6   |
| (Most recent: Kelsey Marshall, at Wake Forest, 2/27/20) |                               |     |

### SINGLE-GAME 3-POINT FG ATTEMPTS

| Name               | Opponent (date)                | 3PA |
|--------------------|--------------------------------|-----|
| 1. Kelsey Marshall | at Pittsburgh (1/21/21)        | 18  |
| 2. Riquna Williams | at Michigan (3/31/10)          | 15  |
| 3. Kelsey Marshall | at Virginia (2/13/20)          | 14  |
| Shannon Drury      | vs. Tulane (11/22/98)          | 14  |
| Riquna Williams    | at CSU Bakersfield (11/15/10)  | 14  |
| Riquna Williams    | vs. Maryland (1/12/12)         | 14  |
| 7. Kelsey Marshall | vs. Virginia Tech (2/11/21)    | 13  |
| Maurita Reid       | vs. Florida Atlantic (11/9/07) | 13  |
| Maurita Reid       | at North Carolina (2/18/07)    | 13  |
| Maria Rivera       | vs. UCF (2/25/88)              | 13  |
| Riquna Williams    | at Cornell (12/21/09)          | 13  |
| Riquna Williams    | vs. Boston College (1/16/11)   | 13  |
| Krystal Saunders   | at Duke (1/31/13)              | 13  |

### SINGLE-GAME 3-POINT FG PCT. (4 3PA MIN.)

| Name               | 3PM | 3PA | Pct   | Opponent (date)            |
|--------------------|-----|-----|-------|----------------------------|
| 1. Laura Cornelius | 6   | 6   | 1.000 | at Pittsburgh (1/2/17)     |
| Laura Cornelius    | 6   | 6   | 1.000 | vs. NC State (12/30/15)    |
| 3. Kelsey Marshall | 5   | 5   | 1.000 | vs. Virginia (2/3/19)      |
| Shenise Johnson    | 5   | 5   | 1.000 | vs. PV A&M (11/17/11)      |
| 5. Taylor Mason    | 4   | 4   | 1.000 | vs. Clemson (2/16/20)      |
| Maria Rivera       | 4   | 4   | 1.000 | vs. Beth-Cook (12/1/87)    |
| Shenise Johnson    | 4   | 4   | 1.000 | at Providence (3/28/10)    |
| Adrienne Motley    | 4   | 4   | 1.000 | vs. Pittsburgh (1/7/16)    |
| 8. Sarah Mortensen | 8   | 9   | .888  | at FIU (12/6/18)           |
| 9. Renee Taylor    | 5   | 6   | .833  | vs. UCF (12/20/05)         |
| Melissa Knight     | 5   | 6   | .833  | vs. Clemson (1/12/06)      |
| Renee Taylor       | 5   | 6   | .833  | vs. NC State (1/26/06)     |
| Maurita Reid       | 5   | 6   | .833  | at Virginia Tech (1/25/07) |

## FREE THROWS

### SINGLE-GAME FREE THROWS MADE

| Name              | Opponent (date)           | FTM |
|-------------------|---------------------------|-----|
| 1. Desma Thomas   | vs. St. John's (2/3/96)   | 18  |
| Desma Thomas      | vs. Georgetown (2/25/97)  | 16  |
| 3. Frances Savage | vs. Purdue (11/25/90)     | 15  |
| Maria Rivera      | vs. UCF (1/20/88)         | 15  |
| Maria Rivera      | vs. Florida A&M (1/11/88) | 15  |
| 6. Tamara James   | vs. FIU (3/18/06)         | 14  |
| 7. Jessica Thomas | at St. John's (11/20/16)  | 13  |
| Michelle Woods    | at Syracuse (2/12/15)     | 13  |
| Tamara James      | vs. Duke (2/29/06)        | 13  |
| 10. Tamara James  | vs. Rutgers (3/9/03)      | 12  |
| Octavia Blue      | vs. Providence (2/20/98)  | 12  |
| Jeannie Hebert    | vs. FIU (2/23/90)         | 12  |
| Frances Savage    | vs. FIU (2/24/89)         | 12  |

RECORDS

## INDIVIDUAL GAME RECORDS

### SINGLE-GAME FREE THROW ATTEMPTS

| Name   | Opponent (date)           | FTA |
|--|---------------------------|-----|
| 1. Desma Thomas  | vs. St. John's (2/3/96)   | 22  |
| 2. Frances Savage                                      | vs. Purdue (11/25/90)     | 20  |
| 3. Desma Thomas  | vs. Georgetown (2/25/97)  | 19  |
| Maria Rivera   | vs. UCF (1/20/88)         | 19  |
| Maria Rivera   | vs. Florida A&M (1/11/88) | 19  |
| 6. Frances Savage                                      | vs. Providence (3/8/92)   | 17  |
| 7. Tamara James  | vs. FIU (3/18/06)         | 16  |
| 8. Seven different times a player has recorded         |                           | 15  |
| (Most recent: Jessica Thomas, at St. John's, 11/20/16) |                           |     |

### SINGLE-GAME FREE-THROW PCT. (8 FTA MIN.)

| Name            | FTM | FTA | Pct   | Opponent (date)            |
|-----------------|-----|-----|-------|----------------------------|
| 1. Emese Hof    | 11  | 11  | 1.000 | at Syracuse (1/23/19)      |
| Tamara James    | 11  | 11  | 1.000 | vs. FDU (12/2/05)          |
| Frances Savage  | 11  | 11  | 1.000 | vs. Pittsburgh (1/11/92)   |
| Frances Savage  | 11  | 11  | 1.000 | vs. Rutgers (12/8/91)      |
| 5. Renee Taylor | 10  | 10  | 1.000 | vs. Virginia (1/22/06)     |
| Kym Hope        | 10  | 10  | 1.000 | vs. Boston Coll. (1/16/99) |
| Jeannie Hebert  | 10  | 10  | 1.000 | vs. Boston Coll. (1/3/92)  |
| Maria Rivera    | 10  | 10  | 1.000 | vs. Boston Coll. (1/3/92)  |
| 9. Renee Taylor | 9   | 9   | 1.000 | at Houston (12/19/06)      |
| Renee Taylor    | 9   | 9   | 1.000 | at St. Mary's (11/17/06)   |

### ASSISTS

#### SINGLE-GAME ASSISTS

| Name  | Opponent (date)             | Asst |
|---|-----------------------------|------|
| 1. Robin Harmony                            | vs. FIU (12/4/82)           | 14   |
| 2. Gina Graziani                            | vs. Providence (12/6/97)    | 13   |
| Gina Graziani                               | vs. West Virginia (1/22/97) | 13   |
| Jeannie Hebert                              | vs. Syracuse (12/27/90)     | 13   |
| 5. 10 different times a player has recorded |                             | 12   |

### REBOUNDS

#### SINGLE-GAME REBOUNDS

| Name                   | Opponent (date)                | Reb |
|------------------------|--------------------------------|-----|
| 1. Cordelia Fulmore    | vs. Georgia State (2/24/84)    | 25  |
| 2. Donna Mapp          | vs. Stetson (2/5/83)           | 24  |
| 3. Beatrice Mompremier | vs. Arizona State (3/24/19)    | 22  |
| Sylvia Wilson          | vs. USF (2/20/80)              | 22  |
| 5. Beatrice Mompremier | vs. Marquette (11/15/18)       | 21  |
| Tamara James           | vs. USF (11/22/02)             | 21  |
| 7. Frances Savage      | vs. Florida State (12/11/80)   | 20  |
| Cordelia Fulmore       | vs. Florida Memorial (2/14/84) | 20  |
| Sylvia Wilson          | vs. UCF (2/6/81)               | 20  |
| Sylvia Wilson          | vs. Miami-Dade South (2/3/81)  | 20  |

### STEALS

#### SINGLE-GAME STEALS

| Name              | Opponent (date)                | Stl |
|-------------------|--------------------------------|-----|
| 1. Maurita Reid   | vs. Wake Forest (2/8/07)       | 10  |
| Maria Rivera      | vs. Minnesota (12/22/86)       | 10  |
| Pat Bentoski      | vs. Stetson (2/3/80)           | 10  |
| 4. Maria Rivera   | vs. Stetson (1/21/87)          | 9   |
| Cordelia Fulmore  | vs. Purdue (12/31/84)          | 9   |
| Robin Harmony     | vs. USF (1/16/82)              | 9   |
| Dottie Richardson | vs. Broward (2/13/81)          | 9   |
| Loretta Harvey    | vs. USF (1/9/81)               | 9   |
| Debra Jackson     | vs. Florida Southern (1/18/80) | 9   |
| Shenise Johnson   | vs. Boston College (1/16/11)   | 9   |
| Riquna Williams   | vs. Morgan State (12/30/10)    | 9   |

### BLOCKED SHOTS

#### SINGLE-GAME BLOCKED SHOTS

| Name  | Opponent (date)             | Blk |
|---|-----------------------------|-----|
| 1. Jassany Williams                         | vs. Notre Dame (1/8/15)     | 9   |
| 2. Jassany Williams                         | at Virginia Tech (1/11/15)  | 8   |
| Sylvia Bullock                              | vs. Houston (11/24/09)      | 8   |
| 4. Joani Bowles                             | vs. USF (1/20/84)           | 7   |
| 4. Sylvia Wilson                            | vs. Oral Roberts (12/17/79) | 7   |
| 6. 10 different times a player has recorded |                             | 6   |

## INDIVIDUAL ACC GAME RECORDS

| Category               | Stat          | Individual          | Opponent       | Date    |
|------------------------|---------------|---------------------|----------------|---------|
| Scoring                | 37            | Tamara James        | Georgia Tech   | 2/26/06 |
| FGM*                   | 13            | Adrienne Motley     | Notre Dame     | 1/8/15  |
| FGA                    | 31            | Riquna Williams     | North Carolina | 2/13/11 |
| FG% (min. 8 attempts)  | 1.000 (8-8)   | Laura Cornelius     | Pittsburgh     | 1/2/17  |
| 3FGM                   | 8             | Riquna Williams     | Maryland       | 1/12/12 |
| 3FGA                   | 18            | Kelsey Marshall     | Pittsburgh     | 1/21/21 |
| 3FG% (min. 5 attempts) | 1.000 (6-6)   | Laura Cornelius     | Pittsburgh     | 1/2/17  |
| FTM                    | 13            | Michelle Woods      | Syracuse       | 2/12/15 |
| FTA                    | 15            | Michelle Woods      | Syracuse       | 2/12/15 |
| FT% (min. 8 attempts)  | 1.000 (11-11) | Emese Hof           | Syracuse       | 1/23/19 |
| Assists                | 11            | Albrey Grimsley     | Florida State  | 1/24/08 |
| Rebounds               | 17            | Beatrice Mompremier | NC State       | 3/3/19  |
| Off. Rebounds*         | 7             | Beatrice Mompremier | NC State       | 3/3/19  |
| Def. Rebounds          | 13            | Morgan Stroman      | Clemson        | 2/7/13  |
| Steals                 | 10            | Maurita Reid        | Wake Forest    | 2/8/07  |
| Blocked Shots          | 9             | Jassany Williams    | Notre Dame     | 1/8/15  |

\* - recorded more than once with most recent listed





# INDIVIDUAL SEASON RECORDS

## SCORING

### SINGLE-SEASON SCORING

| Name (season)                 | G  | Pts | Avg  |
|-------------------------------|----|-----|------|
| 1. Frances Savage (1991-92)   | 32 | 742 | 23.2 |
| 2. Frances Savage (1989-90)   | 31 | 733 | 23.6 |
| 3. Riquna Williams (2010-11)  | 33 | 717 | 21.7 |
| 4. Riquna Williams (2009-10)  | 36 | 707 | 19.6 |
| 5. Shenise Johnson (2009-10)  | 36 | 685 | 19.0 |
| 6. Sylvia Wilson (1980-81)    | 38 | 670 | 17.6 |
| 7. Tamara James (2002-03)     | 31 | 650 | 21.0 |
| 8. Frances Savage (1988-89)   | 29 | 649 | 22.4 |
| 9. Tamara James (2004-05)     | 29 | 647 | 22.3 |
| 10. Shenise Johnson (2009-10) | 33 | 648 | 19.6 |

### SINGLE-SEASON SCORING AVERAGE

| Name (season)                | G  | Pts | Avg  |
|------------------------------|----|-----|------|
| 1. Wendy Foote (1977-78)     | 16 | 403 | 25.2 |
| 2. Frances Savage (1989-90)  | 31 | 733 | 23.6 |
| 3. Maria Rivera (1987-88)    | 27 | 628 | 23.3 |
| 4. Frances Savage (1991-92)  | 32 | 742 | 23.2 |
| 5. Frances Savage (1988-89)  | 29 | 649 | 22.4 |
| 6. Tamara James (2004-05)    | 29 | 647 | 22.3 |
| 7. Riquna Williams (2010-11) | 33 | 717 | 21.7 |
| 8. Tamara James (2005-06)    | 30 | 645 | 21.5 |
| 9. Maria Rivera (1985-86)    | 27 | 579 | 21.4 |
| 10. Tamara James (2002-03)   | 31 | 650 | 21.0 |

## FIELD GOALS

### SINGLE-SEASON FIELD GOALS MADE

| Name (season)                 | G  | FGM |
|-------------------------------|----|-----|
| 1. Frances Savage (1989-90)   | 31 | 284 |
| 2. Frances Savage (1991-92)   | 32 | 271 |
| 3. Sylvia Wilson (1980-81)    | 38 | 268 |
| 4. Cordelia Fulmore (1983-84) | 31 | 258 |
| 5. Frances Savage (1988-89)   | 29 | 256 |
| 6. Riquna Williams (2009-10)  | 36 | 253 |
| 7. Maria Rivera (1986-87)     | 30 | 251 |
| Shenise Johnson (2009-10)     | 36 | 251 |
| Riquna Williams (2010-11)     | 33 | 251 |
| 10. Tamara James (2004-05)    | 29 | 242 |

### SINGLE-SEASON FIELD GOAL ATTEMPTS

| Name (season)                | G  | FGA |
|------------------------------|----|-----|
| 1. Riquna Williams (2010-11) | 33 | 632 |
| 2. Riquna Williams (2009-10) | 36 | 628 |
| 3. Sylvia Wilson (1980-81)   | 38 | 568 |
| 4. Frances Savage (1991-92)  | 32 | 557 |
| 5. Maria Rivera (1986-87)    | 30 | 545 |
| 6. Maria Rivera (1985-86)    | 27 | 533 |
| 7. Frances Savage (1989-90)  | 31 | 526 |
| 8. Shenise Johnson (2009-10) | 36 | 506 |
| 9. Tamara James (2004-05)    | 29 | 504 |
| 10. Sylvia Wilson (1981-82)  | 28 | 503 |

### SINGLE-SEASON FIELD GOAL PCT. (200 FGA MIN.)

| Name (season)                 | G  | FGM | FGA | Pct   |
|-------------------------------|----|-----|-----|-------|
| 1. Emese Hof (2018-19)        | 34 | 197 | 336 | .586  |
| 2. Erykah Davenport (2017-18) | 31 | 152 | 277 | .5487 |
| 3. Frances Savage (1988-89)   | 29 | 256 | 467 | .5482 |
| 4. Cordelia Fulmore (1984-85) | 28 | 228 | 416 | .5481 |
| 5. Diane Barnes (2009-10)     | 35 | 126 | 231 | .545  |
| 6. Emese Hof (2015-16)        | 33 | 117 | 216 | .542  |

|                             |    |     |     |       |
|-----------------------------|----|-----|-----|-------|
| 7. Keyona Hayes (2016-17)   | 33 | 135 | 250 | .540  |
| 8. Frances Savage (1989-90) | 31 | 284 | 526 | .5399 |
| 9. Kym Hope (1996-97)       | 29 | 143 | 265 | .5396 |
| 10. Vicki Plowden (1990-91) | 28 | 194 | 360 | .5389 |

## 3-POINT FIELD GOALS

### SINGLE-SEASON 3-POINT FG MADE

| Name (season)                   | G  | 3PM |
|---------------------------------|----|-----|
| 1. Riquna Williams (2009-10)    | 36 | 106 |
| 2. Desma Thomas (1996-97)       | 29 | 81  |
| 3. Maurita Reid (2007-08)       | 30 | 76  |
| 4. Riquna Williams (2010-11)    | 33 | 75  |
| 5. Kelsey Marshall (2019-20)    | 30 | 74  |
| 6. Krystal Saunders (2010-14)   | 31 | 70  |
| 7. Renee Taylor (2006-07)       | 30 | 69  |
| 8. Stefanie Yderstrom (2011-12) | 32 | 68  |
| 9. Kelsey Marshall (2018-19)    | 34 | 67  |
| Riquna Williams (2011-12)       | 30 | 67  |

### SINGLE-SEASON 3-POINT FG ATTEMPTS

| Name (season)                   | G  | 3PA |
|---------------------------------|----|-----|
| 1. Riquna Williams (2009-10)    | 36 | 294 |
| 2. Riquna Williams (2010-11)    | 33 | 252 |
| 3. Renee Taylor (2006-07)       | 30 | 227 |
| 4. Maurita Reid (2007-08)       | 30 | 219 |
| 5. Krystal Saunders (2013-14)   | 31 | 218 |
| 6. Desma Thomas (1996-97)       | 29 | 216 |
| 7. Kelsey Marshall (2019-20)    | 30 | 206 |
| 8. Stefanie Yderstrom (2011-12) | 32 | 195 |
| 9. Riquna Williams (2011-12)    | 30 | 182 |
| 10. Jessica Thomas (2015-16)    | 33 | 181 |

### SINGLE-SEASON 3-POINT FG PCT. (50 3PA MIN.)

| Name (season)                | G  | 3PM | 3PA | Pct  |
|------------------------------|----|-----|-----|------|
| 1. Octavia Blue (1997-98)    | 29 | 24  | 53  | .453 |
| 2. Elaine Harlow (1988-89)   | 29 | 40  | 94  | .426 |
| 3. Laura Cornelius (2015-16) | 33 | 47  | 111 | .423 |
| 4. Sarah Mortensen (2018-19) | 34 | 39  | 29  | .403 |
| 5. Melissa Knight (2005-06)  | 30 | 53  | 132 | .402 |
| 6. Shenise Johnson (2009-10) | 36 | 50  | 127 | .394 |
| 7. Maurita Reid (2006-07)    | 30 | 66  | 170 | .388 |
| 8. Tamara James (2005-06)    | 30 | 53  | 137 | .387 |
| 9. Laura Cornelius (2018-19) | 34 | 52  | 137 | .380 |
| 10. Tamara James (2003-04)   | 28 | 39  | 103 | .379 |

## FREE THROWS

### SINGLE-SEASON FREE THROWS MADE

| Name (season)                | G  | FTM |
|------------------------------|----|-----|
| 1. Frances Savage (1991-92)  | 32 | 181 |
| 2. Tamara James (2005-06)    | 30 | 156 |
| 3. Tamara James (2002-03)    | 31 | 155 |
| 4. Frances Savage (1989-90)  | 31 | 147 |
| 5. Maria Rivera (1987-88)    | 27 | 144 |
| 6. Sylvia Wilson (1986-87)   | 38 | 134 |
| 7. Shenise Johnson (2009-10) | 36 | 133 |
| 8. Kym Hope (1998-99)        | 29 | 132 |
| 8. Shenise Johnson (2010-11) | 33 | 132 |
| 10. Frances Savage (1988-89) | 29 | 131 |

# INDIVIDUAL SEASON RECORDS

## SINGLE-SEASON FREE THROW ATTEMPTS

| Name (season)                    | G  | FTA |
|----------------------------------|----|-----|
| 1. Frances Savage (1991-92)      | 32 | 222 |
| Sylvia Wilson (1980-81)          | 38 | 222 |
| 3. Tamara James (2002-03)        | 31 | 204 |
| 4. Tamara James (2005-06)        | 30 | 188 |
| 5. Frances Savage (1989-90)      | 31 | 187 |
| 6. Morgan Stroman (2012-13)      | 32 | 183 |
| 7. Beatrice Mompremier (2018-19) | 33 | 178 |
| 8. Maria Rivera (1987-88)        | 27 | 174 |
| 9. Morgan Stroman (2010-11)      | 31 | 173 |
| 10. Shenise Johnson (2009-10)    | 36 | 172 |

## SINGLE-SEASON FREE-THROW PCT. (70 FTA MIN.)

| Name (season)                   | G  | FTM | FTA | Pct  |
|---------------------------------|----|-----|-----|------|
| 1. Stefanie Yderstrom (2012-13) | 32 | 68  | 77  | .883 |
| 2. Shenise Johnson (2011-12)    | 32 | 107 | 122 | .877 |
| 3. Holly Rilinger (1992-93)     | 28 | 90  | 105 | .857 |
| 4. Laura Cornelius (2018-19)    | 34 | 75  | 88  | .852 |
| 5. Shenise Johnson (2010-11)    | 33 | 132 | 156 | .846 |
| 6. Renee Taylor (2006-07)       | 30 | 129 | 153 | .843 |
| 7. Renee Taylor (2005-06)       | 30 | 112 | 156 | .836 |
| 8. Jeannie Hebert (1991-92)     | 32 | 116 | 139 | .835 |
| 9. Tamara James (2005-06)       | 30 | 156 | 188 | .830 |
| 10. Maria Rivera (1987-88)      | 27 | 144 | 174 | .828 |

## REBOUNDS

### SINGLE-SEASON REBOUNDS

| Name (season)                    | G  | Reb | Avg  |
|----------------------------------|----|-----|------|
| 1. Sylvia Wilson (1980-81)       | 38 | 449 | 11.8 |
| 2. Beatrice Mompremier (2018-19) | 33 | 401 | 12.2 |
| 3. Cordelia Fulmore (1983-84)    | 31 | 359 | 11.6 |
| 4. Sylvia Wilson (1979-80)       | 33 | 344 | 10.4 |
| 5. Frances Savage (1991-92)      | 32 | 339 | 10.6 |
| 6. Sylvia Wilson (1981-82)       | 28 | 322 | 11.5 |
| 7. Vicki Plowden (1992-93)       | 31 | 311 | 10.0 |
| 8. Donna Mapp (1982-83)          | 27 | 310 | 11.5 |
| 9. Kym Hope (1997-98)            | 29 | 306 | 10.6 |
| 10. Frances Savage (1989-90)     | 31 | 293 | 9.5  |

### SINGLE-SEASON REBOUNDING AVERAGE

| Name (season)                    | G  | Reb | Avg   |
|----------------------------------|----|-----|-------|
| 1. Beatrice Mompremier (2018-19) | 33 | 401 | 12.2  |
| 2. Sylvia Wilson (1980-81)       | 38 | 449 | 11.8  |
| 3. Cordelia Fulmore (1983-84)    | 31 | 359 | 11.6  |
| 4. Sylvia Wilson (1981-82)       | 28 | 322 | 11.5  |
| 5. Donna Mapp (1982-83)          | 27 | 310 | 11.48 |
| 6. Frances Savage (1991-92)      | 32 | 339 | 10.59 |
| 7. Kym Hope (1997-98)            | 29 | 306 | 10.55 |
| 8. Sylvia Wilson (1979-80)       | 33 | 344 | 10.4  |
| 9. Vicki Plowden (1992-93)       | 31 | 311 | 10.0  |
| Vicki Plowden (1990-91)          | 28 | 281 | 10.0  |

## ASSISTS

### SINGLE-SEASON ASSISTS

| Name (season)                  | G  | Ast | Avg |
|--------------------------------|----|-----|-----|
| 1. Jeannie Hebert (1991-92)    | 32 | 221 | 6.9 |
| 2. Gina Graziani (1997-98)     | 29 | 210 | 7.2 |
| 3. Gina Graziani (1996-97)     | 29 | 198 | 6.8 |
| 4. Jeannie Hebert (1996-97)    | 28 | 189 | 6.8 |
| 5. Yalonda McCormick (2002-03) | 31 | 185 | 6.0 |
| 6. Gina Graziani (1999-00)     | 29 | 182 | 6.3 |

|                                 |    |     |     |
|---------------------------------|----|-----|-----|
| 7. Loretta Harvey (1981-82)     | 29 | 168 | 5.8 |
| 8. Yalonda McCormick (2004-05)  | 28 | 167 | 6.0 |
| 9. Shenise Johnson (2009-10)    | 36 | 166 | 4.6 |
| 10. Yalonda McCormick (2003-04) | 29 | 157 | 5.4 |

## STEALS

### SINGLE-SEASON STEALS

| Name (season)                  | G  | Stl | Avg |
|--------------------------------|----|-----|-----|
| 1. Meghan Saake (2001-02)      | 31 | 121 | 3.9 |
| 2. Meghan Saake (2002-03)      | 31 | 114 | 3.7 |
| 3. Shenise Johnson (2009-10)   | 36 | 111 | 3.1 |
| 4. Maurita Reid (2007-08)      | 30 | 110 | 3.7 |
| 5. Morgan Stroman (2010-11)    | 33 | 109 | 3.3 |
| 6. Shenise Johnson (2011-12)   | 32 | 108 | 3.4 |
| 7. Maria Rivera (1986-87)      | 30 | 106 | 3.5 |
| 8. Loretta Harvey (1980-81)    | 37 | 105 | 2.8 |
| 8. Dottie Richardson (1980-81) | 38 | 105 | 2.8 |
| 10. Shenise Johnson (2010-11)  | 33 | 104 | 3.2 |

## BLOCKED SHOTS

### SINGLE-SEASON BLOCKED SHOTS

| Name (season)                 | G  | Blk | Avg |
|-------------------------------|----|-----|-----|
| 1. Sylvia Wilson (1979-80)    | 33 | 80  | 2.4 |
| 2. Jassany Williams (2014-15) | 33 | 76  | 2.3 |
| 3. Emese Hof (2018-19)        | 34 | 69  | 2.0 |
| 4. Kym Hope (1998-99)         | 29 | 62  | 2.1 |
| 5. Sylvia Wilson (1980-81)    | 28 | 61  | 2.2 |
| 6. Sylvia Wilson (1981-82)    | 28 | 57  | 2.0 |
| 7. Jassany Williams (2013-14) | 31 | 57  | 1.8 |
| 8. Kym Hope (1996-97)         | 29 | 53  | 1.8 |
| 9. Joani Bowles (1983-84)     | 31 | 45  | 1.5 |
| 10. Sylvia Bullock (2011-12)  | 32 | 44  | 1.4 |





# INDIVIDUAL CAREER RECORDS

## SCORING

### CAREER SCORING

| Name (years)                     | G   | Pts   | Avg  |
|----------------------------------|-----|-------|------|
| 1. Tamara James (2002-06)        | 118 | 2,406 | 20.4 |
| 2. Maria Rivera (1984-88)        | 112 | 2,358 | 21.1 |
| 3. Shenise Johnson (2008-12)     | 131 | 2,262 | 17.3 |
| 4. Frances Savage (1988-92)      | 94  | 2,184 | 23.2 |
| 5. Riquana Williams (2008-12)    | 125 | 2,148 | 17.2 |
| 6. Adrienne Motley (2013-17)     | 129 | 1,844 | 14.3 |
| 7. Jeannie Hebert (1988-92)      | 119 | 1,766 | 14.8 |
| 8. Octavia Blue (1994-98)        | 109 | 1,724 | 15.8 |
| 9. Sylvia Wilson (1979-82)       | 99  | 1,713 | 17.3 |
| 10. Chanivia Broussard (2000-04) | 114 | 1,482 | 13.0 |

### CAREER SCORING AVERAGE

| Name (years)                  | G   | Pts   | Avg  |
|-------------------------------|-----|-------|------|
| 1. Frances Savage (1988-92)   | 94  | 2,184 | 23.2 |
| 2. Maria Rivera (1984-88)     | 112 | 2,358 | 21.1 |
| 3. Tamara James (2002-06)     | 118 | 2,406 | 20.4 |
| 4. Cordelia Fulmore (1983-85) | 59  | 1,142 | 19.4 |
| 5. Wendy Foote (1974-78)      | 62  | 1,174 | 18.9 |
| 6. Sylvia Wilson (1979-82)    | 99  | 1,713 | 17.3 |
| 7. Shenise Johnson (2008-12)  | 131 | 2,262 | 17.3 |
| 8. Riquana Williams (2008-12) | 125 | 2,148 | 17.2 |
| 9. Renee Taylor (2005-07)     | 60  | 1,025 | 17.1 |
| 10. Octavia Blue (1994-98)    | 109 | 1,724 | 15.8 |

## FIELD GOALS

### CAREER FIELD GOALS MADE

| Name (years)                     | G   | FGM |
|----------------------------------|-----|-----|
| 1. Maria Rivera (1984-88)        | 112 | 891 |
| 2. Tamara James (2002-06)        | 118 | 868 |
| 3. Frances Savage (1988-92)      | 94  | 830 |
| 3. Shenise Johnson (2008-12)     | 131 | 830 |
| 5. Riquana Williams (2008-12)    | 125 | 760 |
| 6. Sylvia Wilson (1979-82)       | 99  | 721 |
| 7. Adrienne Motley (2013-17)     | 129 | 689 |
| 8. Octavia Blue (1994-98)        | 109 | 671 |
| 9. Jeannie Hebert (1988-92)      | 119 | 652 |
| 10. Chanivia Broussard (2000-04) | 114 | 621 |

### CAREER FIELD GOAL ATTEMPTS

| Name (years)                     | G   | FGA   |
|----------------------------------|-----|-------|
| 1. Riquana Williams (2008-12)    | 125 | 1,969 |
| 2. Maria Rivera (1984-88)        | 112 | 1,931 |
| 3. Shenise Johnson (2008-12)     | 99  | 1,803 |
| 4. Tamara James (2002-06)        | 118 | 1,754 |
| 5. Frances Savage (1988-92)      | 94  | 1,593 |
| 6. Adrienne Motley (2013-16)     | 129 | 1,537 |
| 7. Octavia Blue (1994-98)        | 109 | 1,524 |
| 8. Sylvia Wilson (1979-82)       | 99  | 1,509 |
| 9. Jeannie Hebert (1989-92)      | 119 | 1,492 |
| 10. Chanivia Broussard (2000-04) | 114 | 1,398 |

### CAREER FIELD GOAL PERCENTAGE (500 FGA MIN.)

| Name (years)                  | G   | FGM | FGA   | Pct  |
|-------------------------------|-----|-----|-------|------|
| 1. Emese Hof (2015-19)        | 127 | 507 | 923   | .549 |
| 2. Cordelia Fulmore (1983-85) | 59  | 486 | 895   | .543 |
| 3. Erykah Davenport (2014-18) | 130 | 380 | 721   | .527 |
| 4. Kym Hope (1995-99)         | 113 | 362 | 691   | .526 |
| 5. Frances Savage (1988-92)   | 94  | 830 | 1,590 | .521 |
| 6. Shaquana Wilkins (2000-04) | 116 | 384 | 743   | .517 |

|                              |     |     |       |      |
|------------------------------|-----|-----|-------|------|
| 7. Keyona Hayes (2012-17)    | 129 | 459 | 898   | .511 |
| 8. Joani Bowles (1983-85)    | 48  | 274 | 539   | .508 |
| 9. Jennifer Jordan (1994-99) | 109 | 365 | 722   | .506 |
| 10. Vicki Plowden (1990-93)  | 91  | 579 | 1,155 | .501 |

## 3-POINT FIELD GOALS

### CAREER 3-POINT FG MADE

| Name (years)                           | G          | 3PM        |
|--|------------|------------|
| 1. Riquana Williams (2008-12)          | 125        | 272        |
| 2. <b>Kelsey Marshall (2017-pres.)</b> | <b>116</b> | <b>241</b> |
| 3. Stefanie Yderstrom (2009-13)        | 127        | 228        |
| 4. Jessica Thomas (2013-17)            | 130        | 179        |
| 5. Adrienne Motley (2013-17)           | 129        | 169        |
| 6. <b>Mykea Gray (2017-pres.)</b>      | <b>96</b>  | <b>164</b> |
| 7. Desma Thomas (1992-94; 1995-97)     | 111        | 152        |
| 8. Tamara James (2002-06)              | 118        | 150        |
| 9. Shenise Johnson (2008-12)           | 131        | 148        |
| 10. Laura Cornelius (2015-19)          | 98         | 143        |

### CAREER 3-POINT FG ATTEMPTS

| Name (years)                           | G          | 3PA        |
|--|------------|------------|
| 1. Riquana Williams (2008-12)          | 125        | 839        |
| 2. <b>Kelsey Marshall (2017-pres.)</b> | <b>116</b> | <b>706</b> |
| 3. Stefanie Yderstrom (2009-13)        | 127        | 690        |
| 4. Jessica Thomas (2013-17)            | 130        | 586        |
| 5. <b>Mykea Gray</b>                   | <b>96</b>  | <b>496</b> |
| 6. Krystal Saunders (2010-2014)        | 119        | 490        |
| 7. Adrienne Motley (2013-17)           | 129        | 477        |
| 8. LaToya Cunningham (2005-09)         | 119        | 473        |
| 9. Desma Thomas (1992-94; 1995-97)     | 111        | 463        |
| 10. Shenise Johnson (2008-12)          | 131        | 429        |

### CAREER 3-POINT FG PERCENTAGE (100 3PA MIN.)

| Name (years)                 | G   | 3PM | 3PA | Pct  |
|------------------------------|-----|-----|-----|------|
| 1. Laura Cornelius (2015-19) | 98  | 143 | 366 | .391 |
| 2. Elaine Harlow (1987-90)   | 115 | 92  | 243 | .379 |
| 3. Frances Savage (1988-92)  | 94  | 43  | 114 | .377 |
| 4. Maria Rivera (1984-88)    | 112 | 66  | 177 | .373 |
| 5. Holly Rilinger (1992-93)  | 28  | 52  | 140 | .371 |
| 6. Sarah Mortensen (2016-19) | 90  | 60  | 163 | .368 |
| 7. Maurita Reid (2006-08)    | 60  | 142 | 389 | .365 |
| 8. Tamara James (2002-06)    | 118 | 150 | 471 | .360 |
| 9. Adrienne Motley (2013-17) | 129 | 169 | 477 | .354 |
| Melissa Knight (2001-06)     | 107 | 103 | 291 | .354 |

## FREE THROWS

### CAREER FREE THROWS MADE

| Name (years)                        | G   | FTM |
|-------------------------------------|-----|-----|
| 1. Tamara James (2002-06)           | 118 | 520 |
| 2. Maria Rivera (1984-88)           | 112 | 508 |
| 3. Frances Savage (1988-92)         | 94  | 481 |
| 4. Shenise Johnson (2008-12)        | 131 | 454 |
| 5. Jeannie Hebert (1988-92)         | 119 | 437 |
| 6. Morgan Stroman (2009-13)         | 120 | 403 |
| 7. Kym Hope (1995-99)               | 113 | 369 |
| 8. Octavia Blue (1994-98)           | 109 | 358 |
| 9. Riquana Williams (2008-12)       | 125 | 356 |
| 10. Desma Thomas (1992-94; 1995-97) | 111 | 330 |

RECORDS

# INDIVIDUAL CAREER RECORDS

## CAREER FREE THROW ATTEMPTS

| Name (years)                  | G   | FTA |
|-------------------------------|-----|-----|
| 1. Tamara James (2002-06)     | 118 | 664 |
| 2. Maria Rivera (1984-88)     | 112 | 651 |
| 3. Frances Savage (1988-92)   | 94  | 603 |
| 4. Morgan Stroman (2009-13)   | 120 | 585 |
| 5. Jeannie Hebert (1988-92)   | 119 | 583 |
| 6. Shenise Johnson (2008-12)  | 131 | 550 |
| 7. Octavia Blue (1994-98)     | 109 | 549 |
| 8. Kym Hope (1995-99)         | 113 | 498 |
| 9. Desma Thomas (1992-97)     | 111 | 475 |
| 10. Jennifer Jordan (1994-99) | 109 | 465 |

## CAREER FREE-THROW PCT. (150 FTA MIN.)

| Name (years)                    | G   | FTM | FTA | Pct  |
|---------------------------------|-----|-----|-----|------|
| 1. Stefanie Yderstrom (2009-13) | 127 | 181 | 211 | .860 |
| 2. Renee Taylor (2005-07)       | 60  | 241 | 287 | .840 |
| 3. Shenise Johnson (2008-12)    | 131 | 454 | 550 | .825 |
| 4. Frances Savage (1988-92)     | 94  | 481 | 603 | .798 |
| 5. Tamara James (2002-06)       | 118 | 520 | 664 | .783 |
| 6. Maria Rivera (1984-88)       | 112 | 508 | 651 | .780 |
| 7. Shawnice Wilson (2011-13)    | 64  | 125 | 162 | .772 |
| 8. Riquana Williams (2008-12)   | 125 | 356 | 463 | .769 |
| 9. Elaine Harlow (1986-90)      | 115 | 213 | 280 | .761 |
| 10. Adrienne Motley (2013-17)   | 129 | 297 | 396 | .750 |
| Jeannie Hebert (1988-92)        | 119 | 437 | 583 | .750 |

Note: Mykea Gray's .777 mark (268-of-345) would rank seventh if her career were complete

## REBOUNDS

### CAREER REBOUNDS

| Name (years)                     | G   | Reb   | Avg  |
|----------------------------------|-----|-------|------|
| 1. Sylvia Wilson (1979-82)       | 99  | 1,115 | 11.3 |
| 2. Shenise Johnson (2008-12)     | 131 | 1,020 | 7.8  |
| 3. Frances Savage (1988-92)      | 94  | 919   | 9.8  |
| 4. Kym Hope (1995-99)            | 113 | 888   | 7.9  |
| 5. Morgan Stroman (2009-13)      | 120 | 886   | 7.4  |
| 6. Vicki Plowden (1990-93)       | 91  | 857   | 9.4  |
| 7. Tamara James (2002-06)        | 118 | 805   | 6.8  |
| 8. Robin Harmony (1980-84)       | 125 | 760   | 6.1  |
| 9. Keyona Hayes (2012-14; 15-17) | 129 | 754   | 5.8  |
| 10. Emese Hof (2015-19)          | 127 | 748   | 5.9  |

### CAREER REBOUNDING AVERAGE

| Name (years)                  | G   | Reb   | Avg  |
|-------------------------------|-----|-------|------|
| 1. Sylvia Wilson (1979-82)    | 99  | 1,115 | 11.3 |
| 2. Cordelia Fulmore (1983-85) | 59  | 690   | 10.3 |
| 3. Frances Savage (1988-92)   | 94  | 919   | 9.8  |
| 4. Vicki Plowden (1990-93)    | 91  | 857   | 9.4  |
| 5. Donna Mapp (1981-83)       | 54  | 489   | 9.1  |
| 6. Kym Hope (1995-99)         | 113 | 888   | 7.9  |
| 7. Shenise Johnson (2008-12)  | 131 | 1,020 | 7.8  |
| 8. Joani Bowles (1983-85)     | 48  | 356   | 7.4  |
| Morgan Stroman (2009-13)      | 120 | 886   | 7.4  |
| 10. Shawnice Wilson (2011-13) | 64  | 459   | 7.2  |

## ASSISTS

### CAREER ASSISTS

| Name (years)                | G   | Ast | Avg |
|-----------------------------|-----|-----|-----|
| 1. Gina Graziani (1996-00)  | 111 | 743 | 6.7 |
| 2. Jeannie Hebert (1988-92) | 119 | 694 | 5.8 |
| 3. Loretta Harvey (1981-84) | 122 | 588 | 4.8 |

|                                |     |     |     |
|--------------------------------|-----|-----|-----|
| 4. Shenise Johnson (2008-12)   | 131 | 556 | 4.2 |
| 5. Yalonda McCormick (2001-05) | 105 | 539 | 5.1 |
| 6. Maria Rivera (1984-88)      | 112 | 487 | 4.3 |
| 7. Robin Harmony (1980-84)     | 125 | 445 | 3.6 |
| 8. Elaine Harlow (1986-90)     | 115 | 432 | 3.8 |
| 9. Meghan Saake (1999-03)      | 118 | 403 | 3.4 |
| 10. Jessica Thomas (2013-17)   | 130 | 374 | 2.9 |

## STEALS

### CAREER STEALS

| Name (years)                   | G   | Stl | Avg |
|--------------------------------|-----|-----|-----|
| 1. Shenise Johnson (2008-12)   | 131 | 401 | 3.1 |
| 2. Maria Rivera (1984-88)      | 112 | 382 | 3.4 |
| 3. Meghan Saake (1999-02)      | 118 | 358 | 3.0 |
| 4. Loretta Harvey (1981-84)    | 122 | 357 | 2.9 |
| 5. Robin Harmony (1980-84)     | 125 | 314 | 2.5 |
| 6. Yalonda McCormick (2001-05) | 105 | 280 | 2.7 |
| 7. Tamara James (2002-06)      | 118 | 279 | 2.4 |
| 8. Morgan Stroman (2009-13)    | 120 | 272 | 2.3 |
| 9. Jeannie Hebert (1988-92)    | 119 | 237 | 2.0 |
| 10. Ronnie McGarry (1990-94)   | 117 | 224 | 1.9 |

## BLOCKED SHOTS

### CAREER BLOCKED SHOTS

| Name (years)                    | G   | Blk | Avg |
|---------------------------------|-----|-----|-----|
| 1. Sylvia Wilson (1979-82)      | 99  | 198 | 2.0 |
| 2. Emese Hof (2015-19)          | 127 | 182 | 1.4 |
| 3. Kym Hope (1995-99)           | 113 | 164 | 1.5 |
| 4. Jassany Williams (2013-15)   | 64  | 133 | 2.1 |
| 5. Chanivia Broussard (2000-04) | 114 | 132 | 1.2 |
| 6. Sylvia Bullock (2008-12)     | 129 | 120 | 0.9 |
| 7. Emese Hof (2015-19)          | 93  | 113 | 1.2 |
| 8. Vicki Plowden (1990-93)      | 91  | 108 | 1.2 |
| 9. Morgan Stroman (2009-13)     | 120 | 100 | 0.8 |
| 10. Shaquana Wilkins (2000-04)  | 116 | 95  | 0.8 |
| Meghan Saake (1999-03)          | 118 | 95  | 0.8 |

## PARTICIPATION

### CAREER GAMES PLAYED

| Name (years)                       | G   |
|------------------------------------|-----|
| 1. Shenise Johnson (2008-12)       | 131 |
| 2. Erykah Davenport (2014-18)      | 130 |
| Jessica Thomas (2013-17)           | 130 |
| 4. Keyona Hayes (2012-14; 15-17)   | 129 |
| Adrienne Motley (2013-17)          | 129 |
| Sylvia Bullock (2008-12)           | 129 |
| 7. Michelle Woods (2011-13, 14-16) | 128 |
| Maria Brown (2010-14)              | 128 |
| 9. Emese Hof (2015-19)             | 127 |
| Suriya McGuire (2011-15)           | 127 |
| Stefanie Yderstrom (2009-13)       | 127 |

### CAREER GAMES STARTED

| Name (years)                    | G   | GS  |
|---------------------------------|-----|-----|
| 1. Shenise Johnson (2008-12)    | 131 | 131 |
| 2. Adrienne Motley (2013-17)    | 129 | 126 |
| 3. Loretta Harvey (1980-84)     | 122 | 120 |
| 4. Jeannie Hebert (1988-92)     | 119 | 119 |
| 5. Meghan Saake (1999-03)       | 118 | 118 |
| 5. Robin Harmony (1980-84)      | 125 | 118 |
| 7. Tamara James (2002-06)       | 118 | 117 |
| 8. Stefanie Yderstrom (2009-13) | 127 | 114 |
| 9. Ronnie McGarry (1990-94)     | 117 | 112 |





# NCAA TOURNAMENT - TEAM RECORDS

## MARGIN OF VICTORY

| Category                  | Points | Opponent                       | Date    |
|---------------------------|--------|--------------------------------|---------|
| Largest Margin of Victory | 29     | vs. Idaho State (UM, 70-41)    | 3/17/12 |
| Largest Margin of Defeat  | 24     | at Oklahoma State (OSU, 93-69) | 3/15/89 |

## POINTS

| Category              | Points | Opponent                         | Date               |
|-----------------------|--------|----------------------------------|--------------------|
| Most Points           | 86     | vs. Washington<br>North Carolina | 3/20/15<br>3/21/92 |
| Fewest Points         | 49     | vs. Clemson                      | 3/14/98            |
| Most Points Allowed   | 93     | at Oklahoma State                | 3/15/89            |
| Fewest Points Allowed | 41     | vs. Idaho State                  | 3/17/12            |
| Most Points in a Loss | 85     | vs. Maryland                     | 3/21/04            |
|                       | 85     | at New Mexico (OT)               | 3/22/03            |
| Most Points Combined  | 176    | at New Mexico (UNM, 91-85, OT)   | 3/22/03            |

## POINTS IN A QUARTER<sup>^</sup>

| Category                             | Points | Opponent   | Date               |
|--------------------------------------|--------|--|--------------------|
| Most Points in a Quarter             | 23     | Quinnipiac (4th)<br>vs. South Dakota State (4th) | 3/20/17<br>3/19/16 |
| Fewest Points in a Quarter           | 9      | vs. South Dakota State (3rd)                     | 3/19/16            |
| Most Points Allowed in a Quarter     | 33     | vs. Quinnipiac (4th)                             | 3/17/18            |
| Fewest Points Allowed in a Quarter   | 9      | FGCU (2nd)                                       | 3/18/17            |
| Most Points Combined in a Quarter    | 51     | vs. Quinnipiac (QU, 33-18, 4th)                  | 3/17/18            |
| Fewest Points Combined in a Quarter  | 23     | FGCU (UM, 14-9, 2nd)                             | 3/18/17            |
| Largest Positive Margin in a Quarter | +7     | FGCU (UM, 21-14, 4th)                            | 3/22/19            |
| Largest Negative Margin in a Quarter | -15    | vs. Quinnipiac (QU, 33-18, 4th)                  | 3/17/18            |

<sup>^</sup> - NCAA switched to the quarter system in advance of the 2015-16 season

## FIELD GOALS

| Category                      | FG           | Opponent           | Date    |
|-------------------------------|--------------|--------------------|---------|
| Most Field Goal Attempts      | 81           | at New Mexico (OT) | 3/22/03 |
| Fewest Field Goal Attempts    | 43           | North Carolina     | 3/21/92 |
| Most Field Goals Made         | 34           | at New Mexico (OT) | 3/22/03 |
| Fewest Field Goals Made       | 13           | vs. Clemson        | 3/14/98 |
| Highest Field Goal Percentage | .651 (28-43) | North Carolina     | 3/21/92 |
| Lowest Field Goal Percentage  | .260 (13-50) | vs. Clemson        | 3/14/98 |

## 3-POINT FIELD GOALS

| Category                   | 3FG         | Opponent                      | Date               |
|----------------------------|-------------|-------------------------------|--------------------|
| Most 3-Point Attempts      | 23          | vs. Oklahoma                  | 3/22/11            |
| Fewest 3-Point Attempts    | 1           | North Carolina                | 3/21/92            |
| Most 3-Pointers Made       | 8           | at New Mexico (OT)            | 3/22/03            |
|                            |             | vs. Oklahoma                  | 3/22/11            |
| Fewest 3-Pointers Made     | 0           | St. Peter's<br>North Carolina | 3/17/93<br>3/21/92 |
| Highest 3-Point Percentage | .583 (7-12) | vs. Washington                | 3/20/15            |
| Lowest 3-Point Percentage  | .000 (0-2)  | St. Peter's                   | 3/17/93            |

## FREE THROWS

| Category                      | FT           | Opponent           | Date    |
|-------------------------------|--------------|--------------------|---------|
| Most Free Throw Attempts      | 40           | vs. Washington     | 3/20/15 |
| Fewest Free Throw Attempts    | 10           | at Gonzaga         | 3/19/12 |
|                               |              | at New Mexico (OT) | 3/22/03 |
| Most Free Throws Made         | 30           | North Carolina     | 3/21/92 |
| Fewest Free Throws Made       | 7            | at Iowa            | 3/22/15 |
| Highest Free-Throw Percentage | .900 (9-10)  | at Gonzaga         | 3/19/12 |
|                               |              | at New Mexico (OT) | 3/22/03 |
| Lowest Free-Throw Percentage  | .538 (14-26) | at Iowa            | 3/24/13 |

RECORDS

## NCAA TOURNAMENT - TEAM RECORDS

### REBOUNDS

| Category                  | Reb | Opponent                           | Date               |
|---------------------------|-----|------------------------------------|--------------------|
| Most Rebounds             | 53  | at Iowa                            | 3/24/13            |
| Fewest Rebounds           | 26  | North Carolina                     | 3/21/92            |
| Most Offensive Rebounds   | 25  | at Iowa                            | 3/24/13            |
| Fewest Offensive Rebounds | 6   | North Carolina                     | 3/21/92            |
| Most Defensive Rebounds   | 37  | vs. FGCU                           | 3/22/19            |
| Fewest Defensive Rebounds | 18  | at Western Kentucky<br>St. Peter's | 3/20/93<br>3/17/93 |

### ASSISTS

| Category       | Ast | Opponent           | Date    |
|----------------|-----|--------------------|---------|
| Most Assists   | 24  | at New Mexico (OT) | 3/22/03 |
| Fewest Assists | 7   | at Gonzaga         | 3/19/12 |

### BLOCKED SHOTS

| Category             | Blk | Opponent            | Date    |
|----------------------|-----|---------------------|---------|
| Most Blocked Shots   | 8   | vs. Gardner-Webb    | 3/20/11 |
| Fewest Blocked Shots | 0   | at Western Kentucky | 3/20/93 |

### STEALS

| Category      | Stl | Opponent               | Date    |
|---------------|-----|------------------------|---------|
| Most Steals   | 14  | vs. South Dakota State | 3/19/16 |
| Fewest Steals | 4   | vs. Washington         | 3/20/15 |

### TURNOVERS

| Category         | TO | Opponent          | Date    |
|------------------|----|-------------------|---------|
| Most Turnovers   | 27 | at Oklahoma State | 3/15/89 |
| Fewest Turnovers | 4  | vs. Washington    | 3/20/15 |

### PERSONAL FOULS

| Category              | PF | Opponent         | Date    |
|-----------------------|----|------------------|---------|
| Most Personal Fouls   | 25 | vs. Quinnipiac   | 3/17/18 |
| Fewest Personal Fouls | 12 | vs. Gardner-Webb | 3/20/11 |



# NCAA TOURNAMENT - INDIVIDUAL RECORDS

## SCORING

### NCAA SINGLE-GAME SCORING

| Name               | Opponent (date)            | Pts |
|--------------------|----------------------------|-----|
| 1. Adrienne Motley | vs. Washington (3/20/15)   | 30  |
| 2. Riquna Williams | vs. Gardner-Webb (3/20/11) | 28  |
| Vicki Plowden      | vs. Vanderbilt (3/26/92)   | 28  |
| 4. Jeannie Hebert  | North Carolina (3/21/92)   | 26  |
| Jessica Thomas     | Quinnipiac (3/20/17)       | 25  |
| Shenise Johnson    | vs. Oklahoma (3/22/11)     | 25  |
| 7. Frances Savage  | North Carolina (3/21/92)   | 25  |

## FIELD GOALS

### NCAA SINGLE-GAME FIELD GOALS MADE

| Name               | Opponent (date)             | FGM |
|--------------------|-----------------------------|-----|
| 1. Vicki Plowden   | vs. Vanderbilt (3/26/92)    | 12  |
| 2. Adrienne Motley | vs. Washington (3/20/15)    | 10  |
| Shenise Johnson    | at Gonzaga (3/19/12)        | 10  |
| Shenise Johnson    | vs. Oklahoma (3/22/11)      | 10  |
| Tamara James       | at New Mexico (3/22/03)     | 10  |
| Frances Savage     | North Carolina (3/21/92)    | 10  |
| Frances Savage     | at Oklahoma State (3/15/89) | 10  |

### NCAA SINGLE-GAME FIELD GOAL ATTEMPTS

| Name              | Opponent (date)             | FGA |
|-------------------|-----------------------------|-----|
| 1. Frances Savage | at Oklahoma State (3/15/89) | 24  |
| 2. Vicki Plowden  | vs. Vanderbilt (3/26/92)    | 23  |
| Shenise Johnson   | at Gonzaga (3/19/12)        | 23  |
| 4. Jessica Thomas | at Iowa (3/22/15)           | 22  |
| Frances Savage    | vs. Vanderbilt (3/26/92)    | 22  |

### NCAA SINGLE-GAME FIELD GOAL PCT. (10 FGA MIN.)

| Name                | FG | FGA | Pct  | Opponent (date)          |
|---------------------|----|-----|------|--------------------------|
| 1. Erykah Davenport | 8  | 10  | .800 | vs. Quinnipiac (3/17/18) |
| Shaquana Wilkins    | 8  | 10  | .800 | vs. Maryland (3/21/04)   |
| 3. Frances Savage   | 10 | 14  | .714 | N. Carolina (3/21/92)    |
| 4. Endia Banks      | 7  | 10  | .700 | vs. Quinnipiac (3/17/18) |
| 5. Keyona Hayes     | 8  | 12  | .667 | Quinnipiac (3/20/17)     |

## 3-POINT FIELD GOALS

### NCAA SINGLE-GAME 3-POINT FG MADE

| Name               | Opponent (date)                | 3PM |
|--------------------|--------------------------------|-----|
| 1. Laura Cornelius | vs. South Dakota St. (3/19/16) | 4   |
| Stefanie Yderstrom | vs. Oklahoma (3/22/11)         | 4   |
| Yalonda McCormick  | vs. Maryland (3/21/04)         | 4   |
| 4. Endia Banks     | vs. FGCU (3/22/19)             | 3   |
| Jessica Thomas     | Quinnipiac (3/20/17)           | 3   |
| Jessica Thomas     | at Iowa (3/22/15)              | 3   |
| Stefanie Yderstrom | vs. Gardner-Webb (3/20/11)     | 3   |
| Yalonda McCormick  | at New Mexico (3/22/03)        | 3   |
| Tamara James       | at New Mexico (3/22/03)        | 3   |
| Shannon Drury      | vs. Clemson (3/14/98)          | 3   |
| Holly Rilinger     | at W. Kentucky (3/20/93)       | 3   |

### NCAA SINGLE-GAME 3-POINT FG ATTEMPTS

| Name                  | Opponent (date)             | 3PA |
|-----------------------|-----------------------------|-----|
| 1. Jessica Thomas     | at Iowa (3/22/15)           | 11  |
| 2. Stefanie Yderstrom | vs. Oklahoma (3/22/11)      | 9   |
| 3. Mykea Gray         | vs. Arizona State (3/24/19) | 8   |
| Riquna Williams       | vs. Gardner-Webb (3/20/11)  | 8   |
| Yalonda McCormick     | vs. Maryland (3/21/04)      | 8   |
| 6. Krystal Saunders   | at Iowa (3/24/13)           | 7   |
| Riquna Williams       | vs. Oklahoma (3/22/11)      | 7   |

|                    |                            |   |
|--------------------|----------------------------|---|
| Stefanie Yderstrom | vs. Gardner-Webb (3/20/11) | 7 |
| Holly Rilinger     | at Western KY (3/20/93)    | 7 |
| Elaine Harlow      | at Oklahoma St. (3/15/89)  | 7 |

### NCAA SINGLE-GAME 3-POINT FG PCT. (2 3PM MIN.)

| Name              | 3PM | 3PA | Pct   | Opponent (date)          |
|-------------------|-----|-----|-------|--------------------------|
| 1. Tamara James   | 3   | 3   | 1.000 | at New Mexico (3/22/03)  |
| 2. Keyanna Harris | 2   | 2   | 1.000 | Quinnipiac (3/20/17)     |
| Adrienne Motley   | 2   | 2   | 1.000 | vs. Washington (3/20/15) |
| Necole Sterling   | 2   | 2   | 1.000 | vs. Washington (3/20/15) |
| 5. Jessica Thomas | 3   | 4   | .750  | Quinnipiac (3/20/17)     |
| Yalonda McCormick | 3   | 4   | .750  | at New Mexico (3/22/03)  |
| Shannon Drury     | 3   | 4   | .750  | vs. Clemson (3/14/98)    |

## FREE THROWS

### NCAA SINGLE-GAME FREE THROWS MADE

| Name               | Opponent (date)            | FTM |
|--------------------|----------------------------|-----|
| 1. Riquna Williams | vs. Gardner-Webb (3/20/11) | 10  |
| 2. Adrienne Motley | vs. Washington (3/20/15)   | 8   |
| Chanivia Broussard | vs. Maryland (3/21/04)     | 8   |
| Jeannie Hebert     | North Carolina (3/21/92)   | 8   |
| 5. Mykea Gray      | vs. FGCU (3/22/19)         | 7   |
| Michelle Woods     | vs. Washington (3/20/15)   | 7   |
| Shawnice Wilson    | at Iowa (3/24/13)          | 7   |
| Morgan Stroman     | vs. Gardner-Webb (3/20/11) | 7   |
| Della Wilson       | St. Peter's (3/17/93)      | 7   |

### NCAA SINGLE-GAME FREE THROW ATTEMPTS

| Name                  | Opponent (date)            | FTA |
|-----------------------|----------------------------|-----|
| 1. Chanivia Broussard | vs. Maryland (3/21/04)     | 14  |
| 2. Michelle Woods     | vs. Washington (3/20/15)   | 11  |
| Morgan Stroman        | vs. Gardner-Webb (3/20/11) | 11  |
| Riquna Williams       | vs. Gardner-Webb (3/20/11) | 11  |
| 5. Adrienne Motley    | vs. Washington (3/20/15)   | 10  |
| Jessica Thomas        | vs. Washington (3/20/15)   | 10  |
| Shawnice Wilson       | at Iowa (3/24/13)          | 10  |

### NCAA SINGLE-GAME FREE-THROW PCT. (5 FTA MIN.)

| Name               | FTM | FTA | Pct   | Opponent (date)           |
|--------------------|-----|-----|-------|---------------------------|
| 1. Jeannie Hebert  | 8   | 8   | 1.000 | vs. Maryland (3/21/04)    |
| 2. Della Wilson    | 7   | 7   | 1.000 | St. Peter's (3/17/93)     |
| 3. Carla Harris    | 6   | 6   | 1.000 | N. Carolina (3/21/92)     |
| 4. Riquna Williams | 9   | 11  | .909  | vs. Gard-Webb (3/20/11)   |
| 5. Mykea Gray      | 7   | 8   | .875  | vs. FGCU (3/22/19)        |
| 6. Keyona Hayes    | 5   | 6   | .833  | Quinnipiac (3/20/17)      |
| Michelle Woods     | 5   | 6   | .833  | vs. Idaho State (3/17/12) |
| Riquna Williams    | 5   | 6   | .833  | vs. Oklahoma (3/22/11)    |
| Frances Savage     | 5   | 6   | .833  | N. Carolina (3/21/92)     |
| Vicki Plowden      | 5   | 6   | .833  | N. Carolina (3/21/92)     |

## REBOUNDS

### NCAA SINGLE-GAME REBOUNDS

| Name                   | Opponent (date)             | Reb |
|------------------------|-----------------------------|-----|
| 1. Beatrice Mompremier | vs. Arizona State (3/24/19) | 22  |
| 2. Shawnice Wilson     | at Iowa (3/24/13)           | 18  |
| Shenise Johnson        | vs. Gardner-Webb (3/20/11)  | 18  |
| 3. Frances Savage      | vs. Vanderbilt (3/26/92)    | 16  |
| 4. Kym Hope            | vs. Clemson (3/14/98)       | 15  |
| 5. Shawnice Wilson     | vs. Idaho State (3/17/12)   | 14  |
| Morgan Stroman         | vs. Oklahoma (3/22/11)      | 14  |

# NCAA TOURNAMENT - INDIVIDUAL RECORDS

## NCAA SINGLE-GAME OFFENSIVE REBOUNDS

| Name                | Opponent (date)            | Reb |
|---------------------|----------------------------|-----|
| 1. Vicki Plowden    | vs. Vanderbilt (3/26/92)   | 9   |
| Shenise Johnson     | vs. Gardner-Webb (3/20/11) | 9   |
| 3. Erykah Davenport | vs. Quinnipiac (3/17/18)   | 7   |
| Frances Savage      | vs. Vanderbilt (3/26/92)   | 7   |
| Shawnice Wilson     | at Iowa (3/24/13)          | 7   |

## NCAA SINGLE-GAME DEFENSIVE REBOUNDS

| Name                   | Opponent (date)             | Reb |
|------------------------|-----------------------------|-----|
| 1. Beatrice Mompremier | vs. Arizona State (3/24/19) | 16  |
| 2. Shawnice Wilson     | at Iowa (3/24/13)           | 11  |
| Kym Hope               | vs. Clemson (3/14/98)       | 11  |
| Shawnice Wilson        | at Iowa (3/24/13)           | 11  |
| 5. Emese Hof           | vs. FGCU (3/22/19)          | 10  |
| 6. Beatrice Mompremier | vs. FGCU (3/22/19)          | 9   |
| Frances Savage         | vs. Vanderbilt (3/26/92)    | 9   |
| Shenise Johnson        | vs. Gardner-Webb (3/20/11)  | 9   |
| Shawnice Wilson        | vs. Idaho State (3/17/12)   | 9   |

## ASSISTS

### NCAA SINGLE-GAME ASSISTS

| Name              | Opponent (date)               | Ast |
|-------------------|-------------------------------|-----|
| 1. Jeannie Hebert | vs. Vanderbilt (3/26/92)      | 8   |
| 2. Meghan Saake   | at New Mexico (3/22/03)       | 7   |
| 3. Keyanna Harris | vs. Quinnipiac (3/17/18)      | 6   |
| Shenise Johnson   | vs. Oklahoma (3/22/11)        | 6   |
| Shenise Johnson   | vs. Gardner-Webb (3/20/11)    | 6   |
| Yolanda McCormick | at New Mexico (3/22/03)       | 6   |
| Della Wilson      | at Western Kentucky (3/20/93) | 6   |
| Frances Savage    | North Carolina (3/21/92)      | 6   |
| Jeannie Hebert    | North Carolina (3/21/92)      | 6   |

## STEALS

### NCAA SINGLE-GAME STEALS

| Name                 | Opponent (date)             | Stl |
|----------------------|-----------------------------|-----|
| 1. Yolanda McCormick | vs. Maryland (3/21/04)      | 5   |
| Carla Harris         | St. Peter's (3/17/93)       | 5   |
| Jeannie Hebert       | at Oklahoma State (3/15/89) | 5   |
| 4. Shenise Johnson   | vs. Idaho State (3/17/12)   | 4   |
| Riquna Williams      | vs. Gardner-Webb (3/20/11)  | 4   |
| Morgan Stroman       | vs. Gardner-Webb (3/20/11)  | 4   |
| Vicki Plowden        | vs. Vanderbilt (3/26/92)    | 4   |
| Jeannie Hebert       | North Carolina (3/21/92)    | 4   |

## BLOCKED SHOTS

### NCAA SINGLE-GAME BLOCKED SHOTS

| Name                   | Opponent (date)                  | Blk |
|------------------------|----------------------------------|-----|
| 1. Emese Hof           | vs. South Dakota State (3/19/16) | 4   |
| Sylvia Bullock         | vs. Gardner-Webb (3/20/11)       | 4   |
| 3. Beatrice Mompremier | vs. FGCU (3/22/19)               | 3   |
| Ronnie McGarry         | North Carolina (3/21/92)         | 3   |
| Kym Hope               | vs. Clemson (3/14/98)            | 3   |
| 6. Adrienne Motley     | Quinnipiac (3/20/17)             | 2   |
| Jassany Williams       | at Iowa (3/22/15)                | 2   |
| Jassany Williams       | vs. Washington (3/20/15)         | 2   |
| Shawnice Wilson        | at Gonzaga (3/19/12)             | 2   |
| Shawnice Wilson        | vs. Idaho State (3/17/12)        | 2   |





## WNIT - TEAM RECORDS

### MARGIN OF VICTORY

| Category                  | Points | Opponent   | Date              |
|---------------------------|--------|--|-------------------|
| Largest Margin of Victory | 17     | at Michigan (UM, 76-59)                                | 3/31/10           |
| Largest Margin of Defeat  | 12     | at California (Cal, 73-61)<br>vs. Kentucky (UK, 80-68) | 4/3/10<br>3/23/90 |

### POINTS

| Category              | Points | Opponent                                | Date                          |
|-----------------------|--------|---|-------------------------------|
| Most Points           | 95     | FIU                                     | 3/18/06                       |
| Fewest Points         | 58     | at Rice                                 | 3/12/99                       |
| Most Points Allowed   | 83     | FIU<br>at Houston<br>vs. Illinois State | 3/18/06<br>3/16/02<br>3/22/90 |
| Fewest Points Allowed | 57     | FGCU                                    | 3/18/10                       |
| Most Points in a Loss | 80     | vs. Charlotte                           | 3/24/90                       |
| Most Points Combined  | 178    | FIU (UM, 95-83)                         | 3/18/06                       |

\*Miami has not played a game in the WNIT since the NCAA switched to the quarter system in advance of the 2015-16 season

### FIELD GOALS

| Category                      | FG           | Opponent   | Date    |
|-------------------------------|--------------|------------|---------|
| Most Field Goal Attempts      | 78           | at Houston | 3/16/02 |
| Fewest Field Goal Attempts    | 49           | Providence | 3/28/10 |
| Most Field Goals Made         | 31           | at Houston | 3/16/02 |
| Fewest Field Goals Made       | 21           | Stetson    | 3/20/14 |
| Highest Field Goal Percentage | .520 (26-50) | at Rice    | 3/12/99 |
| Lowest Field Goal Percentage  | .288 (21-73) | Stetson    | 3/20/14 |

### 3-POINT FIELD GOALS

| Category                   | 3FG          | Opponent                        | Date                          |
|----------------------------|--------------|---------------------------------|-------------------------------|
| Most 3-Point Attempts      | 26           | Stetson<br>FIU                  | 3/20/14<br>3/18/06            |
| Fewest 3-Point Attempts    | 7            | at Rice                         | 3/12/99                       |
| Most 3-Pointers Made       | 14           | FIU                             | 3/18/06                       |
| Fewest 3-Pointers Made     | 3            | FGCU<br>at Rice<br>vs. Kentucky | 3/18/10<br>3/12/99<br>3/23/90 |
| Highest 3-Point Percentage | .556 (10-18) | North Carolina A&T              | 3/25/10                       |
| Lowest 3-Point Percentage  | .231 (3-13)  | FGCU                            | 3/18/10                       |

### FREE THROWS

| Category                      | FT           | Opponent                            | Date               |
|-------------------------------|--------------|-------------------------------------|--------------------|
| Most Free Throw Attempts      | 27           | at Providence<br>North Carolina A&T | 3/28/10<br>3/25/10 |
| Fewest Free Throw Attempts    | 11           | at Rice                             | 3/12/99            |
| Most Free Throws Made         | 21           | at Providence<br>vs. Illinois State | 3/28/10<br>3/22/90 |
| Fewest Free Throws Made       | 3            | at Rice                             | 3/12/99            |
| Highest Free-Throw Percentage | .826 (19-23) | FIU                                 | 3/18/06            |
| Lowest Free-Throw Percentage  | .273 (3-11)  | at Rice                             | 3/12/99            |

### REBOUNDS

| Category                  | Reb | Opponent        | Date    |
|---------------------------|-----|-----------------|---------|
| Most Rebounds             | 59  | Stetson         | 3/20/14 |
| Fewest Rebounds           | 30  | at Georgia Tech | 3/13/02 |
| Most Offensive Rebounds   | 21  | Stetson         | 3/20/14 |
| Fewest Offensive Rebounds | 8   | FIU             | 3/18/06 |
| Most Defensive Rebounds   | 38  | Stetson         | 3/20/14 |
| Fewest Defensive Rebounds | 15+ | vs. Charlotte   | 3/24/90 |

+ - Miami had one team rebound in the game not designated as offensive or defensive in the official statistics



## WNIT - TEAM RECORDS

### ASSISTS

| Category       | Ast | Opponent       | Date    |
|----------------|-----|----------------|---------|
| Most Assists   | 21  | North Carolina | 3/25/10 |
| Fewest Assists | 6   | at Providence  | 3/28/10 |

### BLOCKED SHOTS

| Category             | Blk | Opponent                     | Date               |
|----------------------|-----|------------------------------|--------------------|
| Most Blocked Shots   | 9   | at Houston                   | 3/16/02            |
| Fewest Blocked Shots | 0   | at Michigan<br>at Providence | 3/31/10<br>3/28/10 |

### STEALS

| Category      | Stl | Opponent           | Date    |
|---------------|-----|--------------------|---------|
| Most Steals   | 15  | FIU                | 3/18/06 |
| Fewest Steals | 3   | vs. Illinois State | 3/22/90 |

### TURNOVERS

| Category         | TO | Opponent           | Date    |
|------------------|----|--------------------|---------|
| Most Turnovers   | 23 | at Virginia        | 3/22/06 |
| Fewest Turnovers | 8  | vs. Illinois State | 3/22/90 |

### PERSONAL FOULS

| Category              | PF | Opponent               | Date               |
|-----------------------|----|------------------------|--------------------|
| Most Personal Fouls   | 21 | Stetson<br>at Virginia | 3/20/14<br>3/22/06 |
| Fewest Personal Fouls | 12 | vs. Illinois State     | 3/22/90            |





# WNIT - INDIVIDUAL RECORDS

## SCORING

### WNIT SINGLE-GAME SCORING

| Name               | Opponent (date)              | Pts |
|--------------------|------------------------------|-----|
| 1. Frances Savage  | vs. Charlotte (3/24/90)      | 36  |
| 2. Shenise Johnson | at Providence (3/28/10)      | 33  |
| 3. Tamara James    | FIU (3/18/06)                | 32  |
| 4. Tamara James    | at Virginia (3/22/06)        | 31  |
| 5. Elaine Harlow   | vs. Illinois State (3/22/90) | 27  |

## FIELD GOALS

### WNIT SINGLE-GAME FIELD GOALS MADE

| Name               | Opponent (date)              | FGM |
|--------------------|------------------------------|-----|
| 1. Frances Savage  | vs. Charlotte (3/24/90)      | 14  |
| 2. Shenise Johnson | at Providence (3/28/10)      | 11  |
| Kym Hope           | at Rice (3/12/99)            | 11  |
| Frances Savage     | vs. Kentucky (3/23/90)       | 11  |
| 5. Tamara James    | at Virginia (3/22/06)        | 10  |
| Elaine Harlow      | vs. Illinois State (3/22/90) | 10  |
| Frances Savage     | vs. Illinois State (3/22/90) | 10  |

### WNIT SINGLE-GAME FIELD GOAL ATTEMPTS

| Name                  | Opponent (date)              | FGA |
|-----------------------|------------------------------|-----|
| 1. Chanivia Broussard | at Houston (3/16/02)         | 23  |
| 2. Tamara James       | FIU (3/18/06)                | 22  |
| Frances Savage        | vs. Kentucky (3/23/90)       | 22  |
| 4. Tamara James       | at Virginia (3/22/06)        | 21  |
| Frances Savage        | vs. Charlotte (3/24/90)      | 21  |
| Frances Savage        | vs. Illinois State (3/22/90) | 21  |

### WNIT SINGLE-GAME FIELD GOAL PCT. (10 FGA MIN.)

| Name               | FG | FGA | Pct  | Opponent (date)         |
|--------------------|----|-----|------|-------------------------|
| 1. Shenise Johnson | 11 | 14  | .786 | at Providence (3/28/10) |
| 2. Cassandra Wimes | 7  | 10  | .700 | at Rice (3/12/99)       |
| 3. Frances Savage  | 14 | 21  | .667 | vs. Charlotte (3/24/90) |
| 4. Martha Bodley   | 8  | 12  | .667 | at Houston (3/16/02)    |
| 5. Kym Hope        | 11 | 17  | .647 | at Rice (3/12/99)       |

## 3-POINT FIELD GOALS

### WNIT SINGLE-GAME 3-POINT FG MADE

| Name                | Opponent (date)              | 3PM |
|---------------------|------------------------------|-----|
| 1. Riquana Williams | at Michigan (3/31/10)        | 7   |
| 2. Krystal Saunders | Stetson (3/20/14)            | 5   |
| Riquana Williams    | North Carolina A&T (3/25/10) | 5   |
| 4. Shenise Johnson  | at Providence (3/28/10)      | 4   |
| Riquana Williams    | at Providence (3/28/10)      | 4   |
| Tamara James        | FIU (3/18/06)                | 4   |
| Melissa Knight      | FIU (3/18/06)                | 4   |
| Sheila James        | at Houston (3/16/02)         | 4   |

### WNIT SINGLE-GAME 3-POINT FG ATTEMPTS

| Name                | Opponent (date)              | 3PA |
|---------------------|------------------------------|-----|
| 1. Riquana Williams | at Michigan (3/31/10)        | 15  |
| 2. Krystal Saunders | Stetson (3/20/14)            | 13  |
| 3. Elaine Harlow    | vs. Kentucky (3/23/90)       | 10  |
| 4. Tamara James     | FIU (3/18/06)                | 9   |
| Sheila James        | at Houston (3/16/02)         | 9   |
| Elaine Harlow       | vs. Illinois State (3/22/90) | 9   |

### WNIT SINGLE-GAME 3-POINT FG PCT. (2 3PM MIN.)

| Name               | 3PM | 3PA | Pct   | Opponent (date)         |
|--------------------|-----|-----|-------|-------------------------|
| 1. Shenise Johnson | 4   | 4   | 1.000 | at Providence (3/28/10) |

|                    |   |   |       |                       |
|--------------------|---|---|-------|-----------------------|
| 2. Katie Hayek     | 2 | 2 | 1.000 | FIU (3/18/06)         |
| 3. Melissa Knight  | 4 | 5 | .800  | FIU (3/18/06)         |
| 4. Shenise Johnson | 3 | 5 | .600  | at Michigan (3/31/10) |
| Melissa Knight     | 3 | 5 | .600  | at Virginia (3/22/06) |
| Cassandra Wimes    | 3 | 5 | .600  | at Rice (3/12/99)     |

## FREE THROWS

### WNIT SINGLE-GAME FREE THROWS MADE

| Name               | Opponent (date)         | FTM |
|--------------------|-------------------------|-----|
| 1. Tamara James    | FIU (3/18/06)           | 14  |
| 2. Tamara James    | at Virginia (3/22/06)   | 10  |
| 3. Jeannie Hebert  | vs. Charlotte (3/24/90) | 8   |
| 4. Shenise Johnson | at Providence (3/28/10) | 7   |
| 5. Charmaine Clark | Florida (3/21/10)       | 6   |

### WNIT SINGLE-GAME FREE THROW ATTEMPTS

| Name               | Opponent (date)              | FTA |
|--------------------|------------------------------|-----|
| 1. Tamara James    | FIU (3/18/06)                | 16  |
| 2. Tamara James    | at Virginia (3/22/06)        | 14  |
| 3. Jeannie Hebert  | vs. Charlotte (3/24/90)      | 13  |
| 4. Shenise Johnson | at Providence (3/28/10)      | 8   |
| Shenise Johnson    | North Carolina A&T (3/25/10) | 8   |
| Charmaine Clark    | Florida (3/21/10)            | 8   |

### WNIT SINGLE-GAME FREE-THROW PCT. (5 FTA MIN.)

| Name               | FTM | FTA | Pct   | Opponent (date)            |
|--------------------|-----|-----|-------|----------------------------|
| 1. Renee Taylor    | 5   | 5   | 1.000 | FIU (3/18/06)              |
| 2. Tamara James    | 14  | 16  | .875  | FIU (3/18/06)              |
| 3. Shenise Johnson | 7   | 8   | .875  | at Providence (3/28/10)    |
| 4. Adrienne Motley | 5   | 6   | .833  | Stetson (3/20/14)          |
| Diane Barnes       | 5   | 6   | .833  | at Providence (3/28/10)    |
| Frances Savage     | 5   | 6   | .833  | vs. Charlotte (3/24/90)    |
| Frances Savage     | 5   | 6   | .833  | vs. Illinois St. (3/22/90) |

## REBOUNDS

### WNIT SINGLE-GAME REBOUNDS

| Name              | Opponent (date)              | Reb |
|-------------------|------------------------------|-----|
| 1. Keyona Hayes   | Stetson (3/20/14)            | 15  |
| 2. Frances Savage | vs. Kentucky (3/23/90)       | 12  |
| 3. Diane Barnes   | FGCU (3/18/10)               | 11  |
| Frances Savage    | vs. Charlotte (3/24/90)      | 11  |
| Frances Savage    | vs. Illinois State (3/22/90) | 11  |

### WNIT SINGLE-GAME OFFENSIVE REBOUNDS

| Name              | Opponent (date)              | Reb |
|-------------------|------------------------------|-----|
| 1. Frances Savage | vs. Charlotte (3/24/90)      | 8   |
| 2. Martha Bodley  | at Houston (3/16/02)         | 6   |
| Frances Savage    | vs. Kentucky (3/23/90)       | 6   |
| 4. Keyona Hayes   | Stetson (3/20/14)            | 5   |
| Morgan Stroman    | at Michigan (3/31/10)        | 5   |
| Shenise Johnson   | Florida (3/21/10)            | 5   |
| Tamara James      | at Virginia (3/22/06)        | 5   |
| Frances Savage    | vs. Illinois State (3/22/90) | 5   |

### WNIT SINGLE-GAME DEFENSIVE REBOUNDS

| Name               | Opponent (date)           | Reb |
|--------------------|---------------------------|-----|
| 1. Keyona Hayes    | Stetson (3/20/14)         | 10  |
| 2. Charmaine Clark | at Michigan (3/31/10)     | 8   |
| Diane Barnes       | FGCU (3/18/10)            | 8   |
| Tamara James       | FIU (3/18/06)             | 8   |
| Martha Bodley      | at Georgia Tech (3/13/02) | 8   |

RECORDS



# WNIT - INDIVIDUAL RECORDS

## ASSISTS

### WNIT SINGLE-GAME ASSISTS

| Name               | Opponent (date)                              | Ast |
|--------------------|--|-----|
| 1. Renee Taylor    | FIU (3/18/06)                                | 10  |
| 2. Shenise Johnson | Florida (3/21/10)                            | 8   |
|                    | Renee Taylor at Virginia (3/22/06)           | 8   |
| 4. Shenise Johnson | at Michigan (3/31/10)                        | 7   |
|                    | Charmaine Clark North Carolina A&T (3/25/10) | 7   |
|                    | Shenise Johnson FGCU (3/18/10)               | 7   |
|                    | Elaine Harlow vs. Charlotte (3/24/90)        | 7   |

## STEALS

### WNIT SINGLE-GAME STEALS

| Name               | Opponent (date)                             | Stl |
|--------------------|---|-----|
| 1. Tamara James    | FIU (3/18/06)                               | 5   |
| 2. Shenise Johnson | at Michigan (3/31/10)                       | 4   |
|                    | Morgan Stroman North Carolina A&T (3/25/10) | 4   |
|                    | Melissa Knight FIU (3/18/06)                | 4   |
|                    | Renee Taylor FIU (3/18/06)                  | 4   |
|                    | Meghan Saake at Georgia Tech (3/13/02)      | 4   |
|                    | Elaine Harlow vs. Charlotte (3/24/90)       | 4   |
|                    | Lisa Jones vs. Charlotte (3/24/90)          | 4   |
|                    | Nanci Clayton vs. Kentucky (3/23/90)        | 4   |

## BLOCKED SHOTS

### WNIT SINGLE-GAME BLOCKED SHOTS

| Name                | Opponent (date)                         | Blk |
|---------------------|---|-----|
| 1. Jassany Williams | Stetson (3/20/14)                       | 3   |
|                     | Martha Bodley at Houston (3/16/02)      | 3   |
|                     | Chanivia Broussard at Houston (3/16/02) | 3   |
|                     | Kym Hope at Rice (3/12/99)              | 3   |
| 5. Sylvia Bullock   | North Carolina A&T (3/25/10)            | 2   |
|                     | Diane Barnes FGCU (3/18/10)             | 2   |
|                     | Meghan Saake at Houston (3/16/02)       | 2   |
|                     | Belinda Kunczt vs. Kentucky (3/23/90)   | 2   |
|                     | Frances Savage vs. Kentucky (3/23/90)   | 2   |





# ACC TOURNAMENT - TEAM RECORDS

## MARGIN OF VICTORY

| Category                  | Points | Opponent                     | Date   |
|---------------------------|--------|------------------------------|--------|
| Largest Margin of Victory | 22     | vs. Pittsburgh (UM, 77-55)   | 3/3/16 |
| Largest Margin of Defeat  | 27     | vs. Georgia Tech (GT, 76-49) | 3/6/08 |

## POINTS

| Category              | Points | Opponent                 | Date   |
|-----------------------|--------|--------------------------|--------|
| Most Points           | 93     | vs. NC State             | 3/4/11 |
| Fewest Points         | 45     | vs. Virginia Tech        | 3/7/13 |
| Most Points Allowed   | 92     | vs. Syracuse             | 3/8/19 |
| Fewest Points Allowed | 39     | vs. Virginia Tech        | 3/7/13 |
| Most Points in a Loss | 85     | vs. Syracuse             | 3/8/19 |
| Most Points Combined  | 178    | vs. NC State (UM, 93-85) | 3/4/11 |

## POINTS IN A QUARTER<sup>^</sup>

| Category                             | Points | Opponent                           | Date   |
|--------------------------------------|--------|------------------------------------|--------|
| Most Points in a Quarter             | 28     | vs. Georgia Tech (2nd)             | 3/2/17 |
| Fewest Points in a Quarter           | 8      | vs. Florida State (4th)            | 3/3/17 |
| Most Points Allowed in a Quarter     | 31     | vs. Syracuse (2nd)                 | 3/8/19 |
| Fewest Points Allowed in a Quarter   | 8      | vs. Georgia Tech (1st)             | 3/2/17 |
|                                      |        | vs. Florida State (3rd)            | 3/4/16 |
| Most Points Combined in a Quarter    | 48     | vs. Syracuse (SU, 25-23, 4th)      | 3/8/19 |
| Fewest Points Combined in a Quarter  | 19     | vs. Duke (DU, 10-9, 1st)           | 3/4/17 |
| Largest Positive Margin in a Quarter | +11    | vs. Georgia Tech (UM, 28-17, 2nd)  | 3/2/17 |
|                                      |        | vs. Georgia Tech (UM, 19-8, 1st)   | 3/2/17 |
|                                      |        | vs. Florida State (UM, 22-11, 4th) | 3/4/16 |
|                                      |        | vs. Pittsburgh (UM, 20-9, 2nd)     | 3/3/16 |
| Largest Negative Margin in a Quarter | -15    | vs. Syracuse (SU, 31-16, 2nd)      | 3/8/19 |

<sup>^</sup> - NCAA switched to the quarter system in advance of the 2015-16 season

## FIELD GOALS

| Category                      | FG           | Opponent          | Date   |
|-------------------------------|--------------|-------------------|--------|
| Most Field Goal Attempts      | 70           | vs. NC State      | 3/4/11 |
| Fewest Field Goal Attempts    | 49           | vs. Virginia Tech | 3/7/13 |
|                               |              | vs. Georgia Tech  | 3/1/07 |
|                               |              | vs. Georgia Tech  | 3/4/05 |
| Most Field Goals Made         | 37           | vs. Georgia Tech  | 3/2/17 |
| Fewest Field Goals Made       | 14           | vs. Virginia Tech | 3/7/13 |
| Highest Field Goal Percentage | .638 (37-58) | vs. Georgia Tech  | 3/2/17 |
| Lowest Field Goal Percentage  | .286 (14-49) | vs. Virginia Tech | 3/7/13 |

## 3-POINT FIELD GOALS

| Category                   | 3FG         | Opponent          | Date   |
|----------------------------|-------------|-------------------|--------|
| Most 3-Point Attempts      | 28          | vs. Virginia Tech | 3/4/21 |
| Fewest 3-Point Attempts    | 6           | vs. Georgia Tech  | 3/2/17 |
| Most 3-Pointers Made       | 9           | vs. Georgia Tech  | 3/2/06 |
| Fewest 3-Pointers Made     | 1           | vs. Virginia Tech | 3/7/13 |
|                            |             | vs. Florida State | 3/3/17 |
| Highest 3-Point Percentage | .533 (8-15) | vs. Florida State | 3/4/16 |
| Lowest 3-Point Percentage  | .091 (1-11) | vs. Florida State | 3/3/17 |

## FREE THROWS

| Category                      | FT          | Opponent         | Date   |
|-------------------------------|-------------|------------------|--------|
| Most Free Throw Attempts      | 28          | vs. NC State     | 3/4/11 |
| Fewest Free Throw Attempts    | 5           | vs. Georgia Tech | 3/1/07 |
| Most Free Throws Made         | 19          | vs. NC State     | 3/4/11 |
| Fewest Free Throws Made       | 4           | vs. Georgia Tech | 3/1/07 |
| Highest Free-Throw Percentage | .889 (8-9)  | vs. Notre Dame   | 3/5/16 |
| Lowest Free-Throw Percentage  | .417 (5-12) | vs. Pittsburgh   | 3/3/16 |

RECORDS



# ACC TOURNAMENT - TEAM RECORDS

## REBOUNDS

| Category                  | Reb | Opponent           | Date   |
|---------------------------|-----|--------------------|--------|
| Most Rebounds             | 48  | vs. Florida State  | 3/8/13 |
| Fewest Rebounds           | 20  | vs. Georgia Tech   | 3/1/07 |
| Most Offensive Rebounds   | 18  | vs. Boston College | 3/5/09 |
| Fewest Offensive Rebounds | 5   | vs. Pittsburgh     | 3/3/16 |
|                           |     | vs. Georgia Tech   | 3/1/07 |
| Most Defensive Rebounds   | 34  | vs. Florida State  | 3/7/13 |
| Fewest Defensive Rebounds | 14  | vs Boston College  | 3/5/09 |

## ASSISTS

| Category       | Ast | Opponent             | Date   |
|----------------|-----|----------------------|--------|
| Most Assists   | 21  | vs. Pittsburgh       | 3/3/16 |
| Fewest Assists | 6   | vs. Notre Dame       | 3/6/15 |
|                |     | vs. Virginia Tech    | 3/7/13 |
|                |     | vs. Wake Forest (OT) | 3/4/10 |

## BLOCKED SHOTS

| Category             | Blk | Opponent           | Date   |
|----------------------|-----|--------------------|--------|
| Most Blocked Shots   | 7   | vs. Florida State  | 3/4/16 |
| Fewest Blocked Shots | 1   | vs. Virginia Tech  | 3/4/21 |
|                      |     | vs. Boston College | 3/5/09 |
|                      |     | vs. Georgia Tech   | 3/2/06 |
|                      |     | vs. North Carolina | 3/3/05 |

## STEALS

| Category      | Stl | Opponent          | Date   |
|---------------|-----|-------------------|--------|
| Most Steals   | 26  | vs. Florida State | 3/4/16 |
| Fewest Steals | 0   | vs. Syracuse      | 3/8/19 |

## TURNOVERS

| Category         | TO | Opponent          | Date   |
|------------------|----|-------------------|--------|
| Most Turnovers   | 23 | vs. Florida State | 3/6/14 |
|                  |    | vs. Florida State | 3/8/13 |
| Fewest Turnovers | 9  | vs. Virginia Tech | 3/4/21 |
|                  |    | vs. Notre Dame    | 3/6/15 |

## PERSONAL FOULS

| Category              | PF | Opponent           | Date   |
|-----------------------|----|--------------------|--------|
| Most Personal Fouls   | 25 | vs. Georgia Tech   | 3/2/06 |
| Fewest Personal Fouls | 8  | vs. Boston College | 3/5/09 |





# ACC TOURNAMENT - INDIVIDUAL RECORDS

## SCORING

### ACC TOURN. SINGLE-GAME SCORING

| Name                   | Opponent (date)            | Pts |
|------------------------|----------------------------|-----|
| 1. Riquna Williams     | vs. Wake Forest (3/4/10)   | 28  |
| 2. Destiny Harden      | vs. Virginia Tech (3/4/21) | 27  |
| Beatrice Mompremier    | vs. Syracuse (3/8/19)      | 27  |
| 4. Emese Hof           | vs. Syracuse (3/8/19)      | 25  |
| Shenise Johnson        | vs. NC State (3/4/11)      | 25  |
| Jessica Thomas         | vs. Notre Dame (3/6/15)    | 24  |
| 7. Beatrice Mompremier | vs. Clemson (3/4/20)       | 23  |
| 8. Riquna Williams     | vs. Wake Forest (3/2/12)   | 22  |
| Riquna Williams        | vs. NC State (3/4/11)      | 22  |

## FIELD GOALS

### ACC TOURN. SINGLE-GAME FIELD GOALS MADE

| Name                   | Opponent (date)            | FGM |
|------------------------|----------------------------|-----|
| 1. Destiny Harden      | vs. Virginia Tech (3/4/21) | 11  |
| Beatrice Mompremier    | vs. Syracuse (3/8/19)      | 11  |
| 3. Emese Hof           | vs. Syracuse (3/8/19)      | 10  |
| Shenise Johnson        | vs. NC State (3/4/11)      | 10  |
| Riquna Williams        | vs. Wake Forest (3/4/10)   | 10  |
| 6. Beatrice Mompremier | vs. Clemson (3/4/20)       | 9   |
| Emese Hof              | vs. Florida State (3/2/18) | 9   |
| Keyona Hayes           | vs. Pittsburgh (3/3/16)    | 9   |
| Jessica Thomas         | vs. Notre Dame (3/6/15)    | 9   |
| Riquna Williams        | vs. Wake Forest (3/2/12)   | 9   |

### ACC TOURN. SINGLE-GAME FIELD GOAL ATTEMPTS

| Name               | Opponent (date)             | FGA |
|--------------------|-----------------------------|-----|
| 1. Riquna Williams | vs. Wake Forest (3/4/10)    | 25  |
| 2. Riquna Williams | vs. North Carolina (3/5/11) | 24  |
| 3. Riquna Williams | vs. Wake Forest (3/2/12)    | 21  |
| 4. Shenise Johnson | vs. North Carolina (3/4/11) | 20  |
| Shenise Johnson    | vs. NC State (3/4/11)       | 20  |

### ACC TOURN. SINGLE-GAME FG PCT. (10 FGA MIN.)

| Name                   | FG | FGA | Pct  | Opponent (date)           |
|------------------------|----|-----|------|---------------------------|
| 1. Keyona Hayes        | 8  | 11  | .727 | vs. Georgia Tech (3/2/17) |
| 2. Emese Hof           | 7  | 10  | .700 | vs. Florida St. (3/4/16)  |
| 3. Beatrice Mompremier | 11 | 16  | .688 | vs. Syracuse (3/9/19)     |
| 4. Emese Hof           | 10 | 15  | .667 | vs. Syracuse (3/9/19)     |
| 5. Beatrice Mompremier | 9  | 14  | .643 | vs. Clemson (3/4/20)      |
| Jessica Thomas         | 9  | 14  | .643 | vs. Notre Dame (3/5/15)   |
| 7. Keyona Hayes        | 7  | 11  | .636 | vs. Duke (3/4/17)         |
| Emese Hof              | 7  | 11  | .636 | vs. Georgia Tech (3/2/17) |

Note: Keyona Hayes has the record for most field goals made without a miss (9-of-9, vs. Pittsburgh, 3/3/16)

## 3-POINT FIELD GOALS

### ACC TOURN. SINGLE-GAME 3-POINT FG MADE

| Name                | Opponent (date)             | 3PM |
|---------------------|-----------------------------|-----|
| 1. Jessica Thomas   | vs. Notre Dame (3/5/16)     | 5   |
| Jessica Thomas      | vs. Florida State (3/4/16)  | 5   |
| 3. Krystal Saunders | vs. Florida State (3/6/14)  | 4   |
| Riquna Williams     | vs. Wake Forest (3/2/12)    | 4   |
| Riquna Williams     | vs. North Carolina (3/5/11) | 4   |
| Shenise Johnson     | vs. NC State (3/4/11)       | 4   |

### ACC TOURN. SINGLE-GAME 3-POINT FG ATTEMPTS

| Name                  | Opponent (date)             | 3PA |
|-----------------------|-----------------------------|-----|
| 1. Riquna Williams    | vs. North Carolina (3/5/11) | 11  |
| 2. Stefanie Yderstrom | vs. NC State (3/4/11)       | 10  |
| 3. Kelsey Marshall    | vs. Clemson (3/4/20)        | 9   |
| Jessica Thomas        | vs. Notre Dame (3/5/16)     | 9   |
| Stefanie Yderstrom    | vs. Florida State (3/8/13)  | 9   |
| Riquna Williams       | vs. NC State (3/4/11)       | 9   |
| Riquna Williams       | vs. Wake Forest (3/4/10)    | 9   |

### ACC TOURN. SINGLE-GAME 3-POINT FG PCT. (2 3PM MIN.)

| Name               | 3PM | 3PA | Pct  | Opponent (date)            |
|--------------------|-----|-----|------|----------------------------|
| 1. Jessica Thomas  | 5   | 6   | .833 | vs. Florida State (3/4/16) |
| 2. Shenise Johnson | 4   | 5   | .800 | vs. NC State (3/4/11)      |
| 3. Maurita Reid    | 2   | 3   | .667 | vs. Georgia Tech (3/1/07)  |
| 4. Jessica Thomas  | 3   | 5   | .600 | vs. Notre Dame (3/6/15)    |
| Necole Sterling    | 3   | 5   | .600 | vs. Virginia (3/5/15)      |

## FREE THROWS

### ACC TOURN. SINGLE-GAME FREE THROWS MADE

| Name              | Opponent (date)             | FTM |
|-------------------|-----------------------------|-----|
| 1. Morgan Stroman | vs. Florida State (3/8/13)  | 8   |
| Fallon Phanord    | vs. North Carolina (3/5/05) | 8   |
| 3. Keyanna Harris | vs. Wake Forest (3/1/18)    | 7   |
| Shawnice Wilson   | vs. Virginia Tech (3/7/13)  | 7   |
| Riquna Williams   | vs. NC State (3/4/11)       | 7   |

### ACC TOURN. SINGLE-GAME FREE THROW ATTEMPTS

| Name                   | Opponent (date)             | FTA |
|------------------------|-----------------------------|-----|
| 1. Beatrice Mompremier | vs. Clemson (3/4/20)        | 10  |
| Morgan Stroman         | vs. Florida State (3/8/13)  | 10  |
| Riquna Williams        | vs. NC State (3/4/11)       | 10  |
| 3. Riquna Williams     | vs. Wake Forest (3/4/10)    | 9   |
| Keyanna Harris         | vs. Wake Forest (3/1/18)    | 8   |
| Morgan Stroman         | vs. Virginia Tech (3/7/13)  | 8   |
| Shawnice Wilson        | vs. Virginia Tech (3/7/13)  | 8   |
| Morgan Stroman         | vs. NC State (3/4/11)       | 8   |
| Fallon Phanord         | vs. North Carolina (3/5/05) | 8   |

### ACC TOURN. SINGLE-GAME FREE-THROW PCT. (5 FTA MIN.)

| Name               | FTM | FTA | Pct   | Opponent (date)            |
|--------------------|-----|-----|-------|----------------------------|
| 1. Fallon Phanord  | 8   | 8   | 1.000 | vs. N. Carolina (3/5/05)   |
| 2. Keyanna Harris  | 7   | 8   | .875  | vs. Wake Forest (3/1/18)   |
| Shawnice Wilson    | 7   | 8   | .875  | vs. Virginia Tech (3/7/13) |
| 4. Shenise Johnson | 5   | 6   | .833  | vs. N. Carolina (3/5/05)   |
| Lamese James       | 5   | 6   | .833  | vs. Florida St. (3/5/09)   |

## REBOUNDS

### ACC TOURN. SINGLE-GAME REBOUNDS

| Name               | Opponent (date)             | Reb |
|--------------------|-----------------------------|-----|
| 1. Shawnice Wilson | vs. Florida State (3/8/13)  | 18  |
| 2. Shenise Johnson | vs. North Carolina (3/5/11) | 14  |
| Tamara James       | vs. North Carolina (3/5/05) | 14  |
| 4. Morgan Stroman  | vs. Virginia Tech (3/7/13)  | 13  |
| Shawnice Wilson    | vs. Wake Forest (3/2/12)    | 13  |
| Shenise Johnson    | vs. NC State (3/4/11)       | 13  |

RECORDS

# ACC TOURNAMENT - INDIVIDUAL RECORDS

## ACC TOURN. SINGLE-GAME OFFENSIVE REBOUNDS

| Name               | Opponent (date)             | Reb |
|--------------------|-----------------------------|-----|
| 1. Shawnice Wilson | vs. Wake Forest (3/2/12)    | 6   |
| Shenise Johnson    | vs. Boston College (3/5/09) | 6   |
| 3. Destiny Harden  | vs. Virginia Tech (3/4/21)  | 5   |
| Morgan Stroman     | vs. Florida State (3/8/13)  | 5   |
| Shawnice Wilson    | vs. Florida State (3/8/13)  | 5   |
| Shenise Johnson    | vs. North Carolina (3/5/11) | 5   |
| Morgan Stroman     | vs. Wake Forest (3/4/10)    | 5   |
| Renee Taylor       | vs. Georgia Tech (3/2/06)   | 5   |

## ACC TOURN. SINGLE-GAME DEFENSIVE REBOUNDS

| Name                   | Opponent (date)             | Reb |
|------------------------|-----------------------------|-----|
| 1. Shawnice Wilson     | vs. Florida State (3/8/13)  | 13  |
| 2. Morgan Stroman      | vs. Virginia Tech (3/7/13)  | 12  |
| 3. Tamara James        | vs. North Carolina (3/5/05) | 10  |
| 4. Beatrice Mompremier | vs. Syracuse (3/9/19)       | 9   |
| Shenise Johnson        | vs. North Carolina (3/5/11) | 9   |
| Shenise Johnson        | vs. NC State (3/4/11)       | 9   |

## ASSISTS

### ACC TOURN. SINGLE-GAME ASSISTS

| Name              | Opponent (date)             | Ast |
|-------------------|-----------------------------|-----|
| 1. Keyanna Harris | vs. Wake Forest (3/1/18)    | 8   |
| 2. Mykea Gray     | vs. Clemson (3/4/20)        | 6   |
| Michelle Woods    | vs. Florida State (3/4/16)  | 6   |
| Shenise Johnson   | vs. Wake Forest (3/2/12)    | 6   |
| Riquna Williams   | vs. NC State (3/4/11)       | 6   |
| LaToya Cunningham | vs. Boston College (3/5/09) | 6   |
| Yalonda McCormick | vs. North Carolina (3/5/05) | 6   |

## STEALS

### ACC TOURN. SINGLE-GAME STEALS

| Name                 | Opponent (date)             | Stl |
|----------------------|-----------------------------|-----|
| 1. Yalonda McCormick | vs. North Carolina (3/5/05) | 6   |
| 2. Erykah Davenport  | vs. Wake Forest (3/1/18)    | 5   |
| Adrienne Motley      | vs. Florida State (3/4/16)  | 5   |
| Morgan Stroman       | vs. NC State (3/4/11)       | 5   |
| Renee Taylor         | vs. Georgia Tech (3/2/06)   | 5   |
| Tamara James         | vs. Georgia Tech (3/4/05)   | 5   |

## BLOCKED SHOTS

### ACC TOURN. SINGLE-GAME BLOCKED SHOTS

| Name                | Opponent (date)            | Blk |
|---------------------|----------------------------|-----|
| 1. Jassany Williams | vs. Virginia (3/5/15)      | 5   |
| 2. Emese Hof        | vs. Syracuse (3/9/19)      | 3   |
| Emese Hof           | vs. Georgia Tech (3/2/17)  | 3   |
| Emese Hof           | vs. Pittsburgh (3/3/16)    | 3   |
| Morgan Stroman      | vs. Florida State (3/8/13) | 3   |
| Sylvia Bullock      | vs. Wake Forest (3/2/12)   | 3   |





# WATSCO CENTER RECORDS

Beginning Jan. 15, 2003, all home games played at BankUnited Center  
(name changed to Watsco Center prior to 2016-17)

## SINGLE-GAME INDIVIDUAL RECORDS

| Category               | Stat          | Individual          | Opponent       | Date     |
|------------------------|---------------|---------------------|----------------|----------|
| Scoring                | 39            | Tamara James        | Fairfield      | 12/28/04 |
| FGM                    | 17            | Tamara James        | Fairfield      | 12/28/04 |
| FGA                    | 31            | Riquna Williams     | North Carolina | 2/13/11  |
| FG% (min. 10 attempts) | .857 (12-14)  | Tamara James        | NC A&T         | 12/28/05 |
| 3FGM                   | 8             | Riquna Williams     | Maryland       | 1/12/12  |
| 3FGA                   | 14            | Riquna Williams     | Maryland       | 1/12/12  |
| 3FG% (min. 5 made)     | 1.000 (6-6)   | Laura Cornelius     | NC State       | 12/30/15 |
| FTM                    | 14            | Tamara James        | FIU            | 3/18/06  |
| FTA                    | 16            | Tamara James        | FIU            | 3/18/06  |
| FT% (min. 8 attempts)  | 1.000 (11-11) | Tamara James        | FDU            | 12/2/05  |
| Assists*               | 11            | Albrey Grimsley     | Florida State  | 1/24/08  |
| Rebounds               | 22            | Beatrice Mompremier | Arizona State  | 3/24/19  |
| Steals                 | 10            | Maurita Reid        | Wake Forest    | 2/8/07   |
| Blocked Shots          | 9             | Jassany Williams    | Notre Dame     | 1/8/15   |

\* - recorded more than once with most recent listed

## SINGLE-GAME TEAM RECORDS

| Category                  | Points        | Opponent         | Date     |
|---------------------------|---------------|------------------|----------|
| Scoring                   | 107           | Prairie View A&M | 11/17/11 |
| FGM                       | 42            | Prairie View A&M | 11/17/11 |
| FGA                       | 86            | Quinnipiac       | 12/28/09 |
| FG%                       | .621 (41-66)  | NC A&T           | 12/29/05 |
| 3FGM*                     | 14            | FIU              | 3/18/06  |
| 3FGA                      | 35            | North Carolina   | 2/21/08  |
| 3FG% (min. 5 made)        | .769 (10-13)  | Coppin State     | 1/2/05   |
| FTM                       | 34            | Boston College   | 1/27/19  |
| FTA                       | 49            | Boston College   | 1/27/19  |
| FT% (min. 10 attempts)*   | 1.000 (12-12) | Jacksonville     | 11/13/07 |
| Assists*                  | 32            | NC A&T           | 12/28/05 |
| Rebounds                  | 70            | Quinnipiac       | 12/28/09 |
| Steals                    | 29            | Prairie View A&M | 11/17/11 |
| Blocked Shots*            | 11            | Brown            | 12/29/08 |
| Points in a Quarter       | 33            | Alabama          | 12/21/18 |
| Fewest Points Allowed (Q) | 0             | UNC Asheville    | 12/20/19 |

\* - recorded more than once with most recent listed

RECORDS



# MISCELLANEOUS RECORDS

## WATSCO CENTER ATTENDANCE RECORDS

| Date     | Opponent          | Result   | Att   |
|----------|-------------------|----------|-------|
| 12/6/16  | Loyola Chicago    | W, 81-43 | 4,989 |
| 2/19/03  | Connecticut       | L, 81-60 | 4,973 |
| 11/13/15 | Wright State*     | W, 80-67 | 4,034 |
| 11/13/19 | North Florida*    | W, 78-55 | 4,017 |
| 11/29/08 | Santa Clara@      | W, 60-44 | 3,777 |
| 12/30/10 | Morgan State%     | W, 74-47 | 3,683 |
| 11/9/12  | North Florida*    | W, 77-24 | 3,160 |
| 11/9/18  | Stephen F. Austin | W, 81-60 | 3,079 |
| 2/19/12  | Florida State     | W, 67-60 | 3,016 |
| 3/22/19  | FGCU!             | W, 69-62 | 3,003 |

## LARGEST CROWDS TO SEE THE CANES\*

| Date     | Opponent             | Result   | Att    |
|----------|----------------------|----------|--------|
| 1/12/02  | at Connecticut       | L, 96-50 | 16,294 |
| 2/16/97  | at Connecticut       | L, 86-59 | 16,294 |
| 3/22/03  | vs. New Mexico!      | L, 91-85 | 16,151 |
| 2/17/19  | at Louisville        | W, 79-73 | 12,193 |
| 11/15/11 | at Tennessee         | L, 92-76 | 12,151 |
| 3/7/13   | vs. Virginia Tech    | W, 45-39 | 11,359 |
| 3/4/10   | vs. Wake Forest^     | L, 66-65 | 11,445 |
| 2/12/12  | at Maryland          | W, 76-74 | 11,008 |
| 3/7/04   | vs. Boston College\$ | L, 65-53 | 10,833 |
| 2/8/04   | at Connecticut       | L, 83-65 | 10,167 |
| 3/6/08   | vs. Georgia Tech^    | L, 76-49 | 10,158 |

## HOME ATTENDANCE RECORDS\*

| Date     | Opponent          | Result   | Att   |
|----------|-------------------|----------|-------|
| 1/29/00  | Connecticut       | L, 84-36 | 9,276 |
| 1/19/02  | Seton Hall        | W, 56-54 | 5,620 |
| 12/6/16  | Loyola Chicago    | W, 81-43 | 4,989 |
| 2/19/03  | Connecticut       | L, 81-60 | 4,973 |
| 11/13/15 | Wright State#     | W, 80-67 | 4,034 |
| 11/13/19 | North Florida#    | W, 78-55 | 4,017 |
| 11/29/08 | Santa Clara@      | W, 60-44 | 3,777 |
| 12/30/10 | Morgan State%     | W, 74-47 | 3,683 |
| 11/9/12  | North Florida#    | W, 77-24 | 3,160 |
| 11/9/18  | Stephen F. Austin | W, 81-60 | 3,079 |

# - Education Day Game

@ - Miami Thanksgiving Classic

% - Miami Holiday Classic

^ - ACC Tournament

\$ - Big East Tournament

! - NCAA Tournament

\* - since 1991-92

## ALL-TIME RECORDS BY MONTH\*

| Month         | Home           | Away           | Neutral      | Totals         |
|---------------|----------------|----------------|--------------|----------------|
| Nov           | 90-12          | 25-25          | 14-10        | 119-47         |
| Dec           | 160-60         | 23-30          | 16-11        | 199-101        |
| Jan           | 120-70         | 85-100         | 9-12         | 214-182        |
| Feb           | 121-48         | 72-98          | 13-23        | 206-169        |
| March         | 23-11          | 8-15           | 25-34        | 56-60          |
| April         | -              | 0-1            | -            | 0-1            |
| <b>Totals</b> | <b>510-204</b> | <b>219-274</b> | <b>80-94</b> | <b>809-572</b> |

## ALL-TIME RECORDS BY DAY\*

| Day           | Record         | Pct.        |
|---------------|----------------|-------------|
| Monday        | 77-51          | .602        |
| Tuesday       | 80-59          | .576        |
| Wednesday     | 81-63          | .563        |
| Thursday      | 129-97         | .571        |
| Friday        | 108-63         | .632        |
| Saturday      | 173-118        | .595        |
| Sunday        | 146-107        | .577        |
| <b>Totals</b> | <b>809-572</b> | <b>.586</b> |

\* - 29 games missing during the 1974-75, 1978-79 seasons

## ALL-TIME RECORDS IN 1-5 POINT DECISIONS

| Point Differential | Record         | Pct.        |
|--------------------|----------------|-------------|
| 1 Point            | 16-28          | .364        |
| 2 Points           | 28-31          | .475        |
| 3 Points           | 33-23          | .589        |
| 4 Points           | 28-19          | .596        |
| 5 Points           | 21-30          | .412        |
| <b>Totals</b>      | <b>126-131</b> | <b>.490</b> |

## SPECIFIC GAMES

| Game                | Record | Pct. |
|---------------------|--------|------|
| Season Opener       | 40-9   | .816 |
| (at home)           | 28-2   | .933 |
| (on the road)       | 9-3    | .750 |
| (neutral site)      | 3-4    | .429 |
| (under Katie Meier) | 15-1   | .938 |
| ACC Opener          | 10-7   | .588 |
| (at home)           | 7-4    | .636 |
| (on the road)       | 3-3    | .500 |
| First Home Game     | 46-3   | .939 |
| First Road Game     | 22-27  | .449 |

## WINNING STREAKS

| Category            | Games | Dates            |
|---------------------|-------|------------------|
| Overall             | 30    | 12/1/91-3/21/92  |
| Regular Season      | 30    | 12/1/91-3/21/92  |
| Home                | 41    | 2/28/10-11/18/12 |
| Home Regular Season | 37    | 2/28/10-11/18/12 |
| Away                | 13    | 12/8/91-3/9/92   |
| Away Regular Season | 13    | 12/9/91-3/9/92   |

## LOSING STREAKS

| Category       | G | Dates           |
|----------------|---|-----------------|
| Overall        | 8 | 1/10/86-2/10/86 |
| Regular Season | 8 | 1/10/86-2/10/86 |

RECORDS





## OVERTIME GAMES

| Season  | Date     | Opponent             | H/A/N | W/L | OT  | Score | Margin |
|---------|----------|----------------------|-------|-----|-----|-------|--------|
| 1982-83 | 12/31/82 | Pittsburgh           | H     | W   | 2OT | 79-75 | +4     |
| 1982-83 | 2/18/83  | Florida A&M          | H     | L   | OT  | 80-78 | -2     |
| 1983-84 | 3/1/84   | FIU                  | A     | L   | 2OT | 83-81 | -2     |
| 1988-89 | 12/2/88  | Houston              | A     | L   | OT  | 81-76 | -5     |
| 1990-91 | 1/26/91  | Mercer#              | H     | L   | OT  | 86-83 | -3     |
| 1991-92 | 11/23/91 | Florida State        | A     | L   | OT  | 71-69 | -2     |
| 1992-93 | 12/30/92 | Texas Tech           | H     | L   | OT  | 75-74 | -1     |
| 1992-93 | 2/9/93   | Georgetown&          | A     | L   | 3OT | 90-88 | -2     |
| 1993-94 | 1/15/94  | St. John's&          | A     | W   | OT  | 80-72 | +8     |
| 1993-94 | 1/19/94  | Syracuse&            | H     | W   | 2OT | 62-59 | +3     |
| 1997-98 | 12/31/97 | West Virginia&       | H     | W   | OT  | 74-72 | +2     |
| 1997-98 | 1/14/98  | Villanova&           | A     | L   | OT  | 68-67 | -1     |
| 1998-99 | 12/30/98 | St. John's&          | A     | L   | OT  | 76-72 | -4     |
| 2000-01 | 1/21/01  | Western Kentucky     | H     | L   | OT  | 82-75 | -7     |
| 2001-02 | 1/16/02  | Syracuse&            | H     | W   | OT  | 75-71 | +4     |
| 2002-03 | 1/28/03  | Virginia Tech&       | H     | W   | OT  | 67-66 | +1     |
| 2002-03 | 2/26/03  | Seton Hall&          | A     | L   | OT  | 78-71 | -7     |
| 2003-04 | 1/14/04  | Georgetown&          | H     | W   | OT  | 57-55 | +2     |
| 2005-06 | 2/19/06  | No. 1 Duke*          | H     | L   | 2OT | 99-93 | -6     |
| 2005-06 | 2/26/06  | Georgia Tech*        | H     | W   | 2OT | 90-85 | +5     |
| 2007-08 | 11/28/07 | Milwaukee            | A     | W   | OT  | 73-70 | +3     |
| 2007-08 | 1/24/08  | Florida State*       | H     | L   | OT  | 75-70 | -5     |
| 2007-08 | 2/11/08  | Virginia Tech*       | H     | L   | OT  | 81-73 | -8     |
| 2008-09 | 2/19/09  | No. 23 Virginia*     | A     | L   | OT  | 84-75 | -9     |
| 2009-10 | 1/27/10  | No. 25 Georgia Tech* | A     | L   | OT  | 80-73 | -7     |
| 2009-10 | 2/11/10  | No. 21 Virginia*     | H     | L   | OT  | 69-63 | -6     |
| 2009-10 | 2/18/10  | Clemson*             | A     | L   | OT  | 73-72 | -1     |
| 2009-10 | 2/28/10  | Boston College*      | H     | W   | OT  | 76-68 | +8     |
| 2009-10 | 3/4/10   | Wake Forest%         | N     | L   | OT  | 61-60 | -1     |
| 2010-11 | 12/7/10  | No. 12 Georgetown    | H     | W   | OT  | 81-72 | +9     |
| 2010-11 | 1/30/11  | No. 25 Georgia Tech* | H     | W   | OT  | 84-74 | +10    |
| 2011-12 | 12/5/11  | No. 11 Rutgers       | H     | W   | 2OT | 92-81 | +11    |
| 2013-14 | 3/6/14   | Florida State%       | N     | L   | OT  | 72-67 | -5     |
| 2015-16 | 2/21/16  | Virginia Tech*       | H     | W   | OT  | 67-56 | +11    |
| 2016-17 | 12/1/16  | No. 9/10 Ohio State  | A     | W   | OT  | 94-89 | +5     |
| 2019-20 | 1/30/20  | Georgia Tech*        | H     | W   | OT  | 54-49 | +5     |

### OVERTIME RECORDS

|                   |                          |
|-------------------|--------------------------|
| All               | 16-20                    |
| 2OT               | 4-2                      |
| 3OT               | 0-1                      |
| Conference        | 10-11 (2-1 2OT, 0-1 3OT) |
| ACC               | 4-6 (1-1 2OT)            |
| ACC Tournament    | 0-2                      |
| Home              | 13-8                     |
| Away              | 3-10                     |
| Neutral           | 0-2                      |
| Under Katie Meier | 9-9                      |

\* Atlantic Coast Conference game

& BIG EAST Conference game

# New South Women's Athletic Conference game

% ACC Tournament game

# 100-POINT GAMES

## MIAMI 100-POINT GAMES

| Season  | Date     | Opponent           | H/A/N | W/L | UM  | Opp | Margin |
|---------|----------|--------------------|-------|-----|-----|-----|--------|
| 1975-76 | 1/14/76  | Homestead AFB      | H     | W   | 100 | 20  | +80    |
| 1979-80 | 11/28/79 | Broward Central    | A     | W   | 101 | 38  | +63    |
| 1979-80 | 2/12/80  | Broward Central    | H     | W   | 104 | 35  | +69    |
| 1980-81 | 1/27/81  | FIU                | H     | W   | 109 | 56  | +53    |
| 1981-82 | 1/28/82  | Florida Memorial   | H     | W   | 100 | 54  | +46    |
| 1987-88 | 1/11/88  | Florida A&M        | H     | W   | 104 | 86  | +18    |
| 1987-88 | 2/25/88  | UCF                | H     | W   | 103 | 87  | +16    |
| 1988-89 | 12/19/88 | Florida A&M        | H     | W   | 103 | 64  | +39    |
| 1988-89 | 2/24/89  | FIU                | A     | W   | 100 | 85  | +15    |
| 1997-98 | 11/25/97 | Florida Atlantic   | A     | W   | 105 | 84  | +21    |
| 1997-98 | 12/27/97 | Delaware State     | H     | W   | 105 | 62  | +43    |
| 2002-03 | 11/25/02 | Morris Brown       | H     | W   | 111 | 44  | +67    |
| 2005-06 | 12/2/05  | Farleigh Dickinson | H     | W   | 100 | 62  | +38    |
| 2005-06 | 12/28/05 | North Carolina A&T | H     | W   | 104 | 65  | +39    |
| 2009-10 | 11/13/09 | CSU Bakersfield    | A     | W   | 111 | 93  | +18    |
| 2009-10 | 12/21/09 | Cornell            | A     | W   | 101 | 62  | +39    |
| 2011-12 | 11/17/11 | Prairie View A&M   | H     | W   | 107 | 26  | +81    |
| 2011-12 | 12/16/11 | Louisiana-Monroe   | H     | W   | 103 | 39  | +64    |
| 2016-17 | 1/26/17  | North Carolina*    | H     | W   | 100 | 88  | +12    |
| 2018-19 | 12/21/18 | Alabama            | N     | W   | 101 | 74  | +27    |
| 2018-19 | 12/28/18 | Florida A&M        | H     | W   | 103 | 54  | +49    |

## MIAMI 100-POINT RECORDS

|                   |    |
|-------------------|----|
| Total             | 21 |
| Home              | 15 |
| Away              | 5  |
| ACC               | 1  |
| Under Katie Meier | 9  |

## OPPONENT 100-POINT GAMES

| Season  | Date     | Opponent                 | H/A/N | W/L | UM | Opp | Margin |
|---------|----------|--------------------------|-------|-----|----|-----|--------|
| 1975-76 | 2/9/76   | Florida                  | A     | L   | 53 | 103 | -50    |
| 1976-77 | 1/24/76  | Miami-Dade North         | A     | L   | 69 | 106 | -37    |
| 1979-80 | 12/31/79 | Kansas                   | H     | L   | 62 | 101 | -39    |
| 1980-81 | 12/28/80 | Drake                    | H     | L   | 63 | 101 | -38    |
| 1985-86 | 2/8/86   | Kentucky                 | A     | L   | 53 | 108 | -55    |
| 1985-86 | 2/17/86  | No. 1 Texas              | A     | L   | 43 | 112 | -69    |
| 2002-03 | 2/15/03  | West Virginia&           | A     | L   | 84 | 100 | -16    |
| 2004-05 | 12/6/04  | No. 12 Texas Tech        | A     | L   | 49 | 109 | -60    |
| 2006-07 | 1/10/07  | No. 1 Maryland*          | H     | L   | 53 | 111 | -58    |
| 2017-18 | 1/11/18  | No. 13/12 Florida State* | A     | L   | 67 | 105 | -38    |

## OPPONENT 100-POINT RECORDS

|                   |    |
|-------------------|----|
| Total             | 10 |
| Home              | 3  |
| Away              | 7  |
| Under Katie Meier | 2  |

\* Atlantic Coast Conference game  
& BIG EAST Conference game





# HALFTIME COMEBACKS

Since 1995

| Date           | Opponent         | Site     | Half         | Result          | Margin    |
|----------------|------------------|----------|--------------|-----------------|-----------|
| 1/11/95        | Georgetown&      | A        | 36-34        | W, 72-66        | -2        |
| 1/21/95        | Providence&      | H        | 41-33        | W, 80-78        | -8        |
| 2/1/95         | Pittsburgh&      | H        | 29-25        | W, 54-50        | -4        |
| 2/18/95        | Syracuse&        | H        | 39-38        | W, 67-65        | -1        |
| 1/31/96        | Providence&      | H        | 42-34        | W, 74-73        | -8        |
| 2/8/96         | West Virginia&   | A        | 36-32        | W, 88-69        | -4        |
| 2/25/97        | Georgetown&      | H        | 25-22        | W, 62-58        | -3        |
| 3/2/97         | Boston College@  | N        | 27-22        | W, 63-48        | -5        |
| 11/20/97       | South Florida    | A        | 24-22        | W, 55-52        | -2        |
| 12/28/97       | Maine            | H        | 41-35        | W, 91-78        | -6        |
| 12/31/97       | West Virginia&   | H        | 35-31        | W, 74-72 (OT)   | -4        |
| 1/31/98        | Georgetown&      | A        | 35-34        | W, 81-74        | -1        |
| 2/3/98         | Notre Dame&      | H        | 34-30        | W, 77-76        | -4        |
| 12/5/98        | Boston College&  | H        | 30-27        | W, 65-57        | -3        |
| 1/2/99         | Pittsburgh&      | H        | 36-29        | W, 75-60        | -7        |
| 12/15/01       | FAU              | A        | 40-38        | W, 92-77        | -2        |
| 1/5/02         | Rutgers&         | A        | 25-23        | W, 67-53        | -2        |
| 2/20/02        | Virginia Tech&   | H        | 26-20        | W, 55-53        | -6        |
| 3/2/02         | Georgetown@      | N        | 31-30        | W, 69-52        | -1        |
| 3/13/02        | Georgia Tech%    | A        | 45-36        | W, 73-64        | -9        |
| 12/21/02       | Eastern Michigan | H        | 33-28        | W, 85-66        | -5        |
| 3/4/03         | Georgetown&      | H        | 30-29        | W, 73-71        | -1        |
| 11/25/03       | USF              | A        | 32-26        | W, 62-55        | -6        |
| 1/10/04        | Boston College&  | A        | 29-27        | W, 70-66        | -2        |
| 11/19/04       | Gardner Webb     | H        | 30-26        | W, 65-47        | -4        |
| 12/29/04       | Loyola Marymount | H        | 38-31        | W, 78-67        | -7        |
| 1/27/05        | Florida State*   | H        | 31-28        | W, 62-57        | -3        |
| <b>1/12/06</b> | <b>Clemson*</b>  | <b>A</b> | <b>27-26</b> | <b>W, 74-52</b> | <b>-1</b> |
| 11/15/06       | Santa Clara      | A        | 45-41        | W, 85-83        | -4        |
| 11/28/07       | UW-Milwaukee     | A        | 33-31        | W, 73-70 (OT)   | -2        |
| 12/18/07       | Southern Miss    | N        | 34-22        | W, 66-63        | -12       |
| 12/18/08       | UCF              | A        | 36-30        | W, 66-59        | -6        |
| 2/12/09        | Virginia Tech*   | A        | 31-27        | W, 59-56        | -4        |
| 12/24/09       | Houston          | H        | 29-26        | W, 68-54        | -3        |
| 1/21/10        | Maryland*        | A        | 32-31        | W, 80-77        | -1        |
| 3/18/10        | FGCU%            | H        | 35-27        | W, 70-57        | -8        |
| 1/16/11        | Boston College*  | H        | 30-27        | W, 65-53        | -3        |
| 1/30/11        | Georgia Tech*    | H        | 38-31        | W, 84-74 (OT)   | -7        |
| 2/7/11         | Boston College*  | A        | 49-41        | W, 90-80        | -8        |
| 12/5/11        | Rutgers          | H        | 31-22        | W, 92-81        | -9        |
| 1/12/12        | Maryland*        | H        | 27-25        | W, 75-63        | -2        |
| 1/19/12        | Virginia*        | A        | 33-29        | W, 56-53        | -4        |
| 2/12/12        | Maryland*        | A        | 38-33        | W, 76-74        | -5        |
| 1/17/13        | Georgia Tech*    | H        | 31-30        | W, 71-65        | -1        |
| 3/3/13         | Virginia Tech*   | A        | 23-19        | W, 64-46        | -4        |
| 11/30/13       | Missouri         | H        | 35-32        | W, 74-68        | -3        |
| 1/12/14        | Virginia Tech*   | A        | 31-25        | W, 64-62        | -6        |
| 2/24/14        | Wake Forest*     | H        | 36-32        | W, 72-64        | -4        |
| 2/27/14        | Virginia*        | A        | 36-32        | W, 83-63        | -4        |
| 1/21/15        | Virginia*        | H        | 27-25        | W, 67-58        | -2        |
| 11/15/15       | Bethune-Cookman  | H        | 21-19        | W, 55-47        | -2        |
| 11/23/15       | Charlotte        | A        | 39-35        | W, 77-70        | -4        |
| 12/2/15        | Illinois+        | H        | 35-28        | W, 73-64        | -7        |
| 12/20/15       | Indiana          | N        | 40-39        | W, 89-75        | -1        |
| 2/4/16         | Boston College*  | A        | 29-27        | W, 67-62        | -2        |
| 12/4/16        | Old Dominion     | H        | 25-23        | W, 66-56        | -2        |
| 12/10/17       | Kentucky         | H        | 30-23        | W, 65-54        | -7        |
| 12/31/17       | Duke*            | H        | 27-24        | W, 51-48        | -3        |
| 1/6/19         | Wake Forest*     | A        | 31-27        | W, 72-57        | -4        |
| 1/27/19        | Boston College*  | H        | 44-42        | W, 76-73        | -2        |

RECORDS



# HALFTIME COMEBACKS

Since 1995

| Date     | Opponent       | Site | Half  | Result        | Margin |
|----------|----------------|------|-------|---------------|--------|
| 2/17/19  | Louisville*    | A    | 37-29 | W, 79-73      | -8     |
| 12/21/20 | Washington St. | H    | 35-32 | W, 74-68      | -3     |
| 1/30/20  | Georgia Tech*  | H    | 32-14 | W, 54-49 (OT) | -18    |
| 2/27/20  | Wake Forest*   | H    | 37-34 | W, 79-63      | -3     |

\* Atlantic Coast Conference game  
 + ACC/Big 10 Challenge  
 & BIG EAST Conference game  
 @ BIG EAST Tournament  
 % WNIT

Largest halftime comeback since 1995

Largest margin of victory following a halftime comeback since 1995

## BY THE NUMBERS (SINCE 1995)

|                          |    |
|--------------------------|----|
| Total halftime comebacks | 65 |
| Total in ACC play        | 21 |
| Total in Big East play   | 16 |
| Total by site            |    |
| at home                  | 35 |
| on road                  | 25 |
| neutral site             | 4  |
| Total by month           |    |
| January                  | 20 |
| February                 | 14 |
| March                    | 6  |
| November                 | 8  |
| December                 | 16 |

Most in a Season      5 (3x; 1997, 2002, 2015)

# LARGEST COMEBACKS (ANY POINT)

Since 2004

| Date     | Opponent             | Site | Quarter/Half   | Time  | Deficit | Result         |
|----------|----------------------|------|----------------|-------|---------|----------------|
| 1/21/21  | Pittsburgh*          | A    | First Quarter  | 1:32  | 23      | W, 72-68       |
| 1/3/20   | Georgia Tech*        | H    | Second Quarter | 0:48  | 18      | (OT) W, 54-49  |
| 2/24/19  | Florida State*       | H    | Second Quarter | 8:57  | 14      | W, 64-54       |
| 2/17/19  | Louisville*          | A    | Second Quarter | 8:00  | 14      | W, 79-73       |
| 1/5/17   | NC State*            | A    | First Quarter  | 1:11  | 14      | W, 67-64       |
| 12/2/15  | Illinois+            | H    | Second Quarter | 8:03  | 13      | W, 73-64       |
| 11/13/15 | Wright State         | H    | First Quarter  | 6:04  | 13      | W, 80-67       |
| 12/5/11  | Rutgers              | H    | Second Half    | 17:23 | 16      | (2OT) W, 92-81 |
| 12/18/07 | Southern Mississippi | N    | First Half     | 2:51  | 20      | W, 63-56       |
| 11/19/04 | Gardner-Webb         | H    | First Half     | 7:52  | 15      | W, 65-47       |

\* Atlantic Coast Conference game  
 + ACC/Big 10 Challenge

Largest comeback since Miami joined the ACC (2004-05)

RECORDS





# LAST TIME IT HAPPENED

## MIAMI INDIVIDUAL

|                                     |   |
|-------------------------------------|---|
| Scored 20-29 points                 | Destiny Harden (27) vs. Virginia Tech (3/4/21)                        |
| Scored 30-39 points                 | Beatrice Mompremier (31) at [19/20] DePaul (11/23/19)                 |
| Scored 40+ points                   | Renee Taylor (42) at Houston (12/19/05)                               |
| Consecutive 20-point games          | Destiny Harden (21 vs. Clemson, 27 vs. Virginia Tech) (2/28-3/4)      |
| Made 10-14 field goals              | Destiny Harden (11) vs. Virginia Tech (3/4/21)                        |
| Made 15+ field goals                | Tamara James (17) vs. Fairfield (12/28/04)                            |
| Made six 3-point field goals        | Kelsey Marshall (6) at Wake Forest (2/27/20)                          |
| Made seven-plus 3-point field goals | Kelsey Marshall (7) at Virginia (2/13/20)                             |
| Made 10-14 free throws              | Emese Hof (11) at [13/14] Syracuse (1/23/19)                          |
| Made 15+ free throws                | Desma Thomas (16) vs. Georgetown (2/25/97)                            |
| Had 15-19 rebounds                  | Beatrice Mompremier (18) at [19/20] DePaul (11/23/19)                 |
| Had 20+ rebounds                    | Beatrice Mompremier (22) vs. [22/20] Arizona State (3/24/19)          |
| Had 10+ assists                     | Laura Cornelius (10) at [13/14] Syracuse (1/23/19)                    |
| Had 5-9 steals                      | Naomi Mbandu (5) at Clemson (2/28/21)                                 |
| Had 5+ blocks                       | Brianna Jackson (5) at [14/14] Florida State (1/26/20)                |
| Had a double-double                 | Destiny Harden (27 pts, 11 reb) vs. Virginia Tech (3/4/21)            |
| 20 points and 20 rebounds           | Beatrice Mompremier (24 pts, 21 reb) vs. [11/11] Marquette (11/15/18) |

## MIAMI TEAM

|   |   |
|---|---|
| Scored 80-89 points                     | 80 vs. Clemson (1/3/21)   |
| Scored 90-99 points                     | 90 vs. Vanderbilt (12/20/18)  |
| Scored 100+ points                      | 103 vs. Florida A&M (12/28/18)  |
| Scored 100+ points in a conference game | 100 vs. North Carolina (1/26/17)  |
| Had 50-59 rebounds                      | 51 vs. Jacksonville (11/25/20)  |
| Made 30-34 field goals                  | 33 vs. Clemson (1/3/21)   |
| Made 35-39 field goals                  | 36 vs. Florida A&M (12/28/18)   |
| Made 40+ field goals                    | 41 vs. UL-Monroe (12/16/11)   |
| Made 10-14 3-point field goals          | 10, at Pittsburgh (1/21/21)   |
| Made 15+ 3-point field goals            | 16 vs. Alabama (12/21/18)   |
| Made 20-29 free throws                  | 28, vs. FAU (12/3/20)   |
| Made 30 free throws                     | 34 vs. Boston College (1/27/19)   |
| Dished 20-25 assists                    | 24 vs. Vanderbilt (12/20/18)  |
| Dished 25-29 assists                    | 26 vs. Alabama (12/21/18)   |
| Dished 30+ assists                      | 30 vs. Prairie View A&M (11/17/11)  |
| Recorded 15-19 steals                   | 16 vs. Syracuse (1/12/19)   |
| Recorded 20+ steals                     | 22 vs. North Carolina (2/8/12)  |
| Posted 10+ blocks                       | 10 vs. NC A&T (11/22/19)  |
| Four players with 10+ points            | Harden (15), Mbandu (12), Marshall (12), Banks (11) vs. Wake Forest (2/25/21)                 |
| Five players with 10+ points            | Harden (20), Banks (11), Erjavec (11), Marshall (11), Mason (11) vs. Boston College (2/18/21) |
| Two players with 20+ points             | Endia Banks (23), Beatrice Mompremier (20) vs. IUPUI (11/17/19)                               |
| Two players with double-figure rebounds | Emese Hof (12), Beatrice Mompremier (10) vs. FGCU (3/22/19)                                   |
| Two players with double-doubles         | Mompremier (21 pts, 10 reb), Hof (10 pts, 12 reb) vs. FGCU (3/22/19)                          |
| Won by 30-39 points                     | 30 vs. Virginia Tech (2/25/18)  |
| Won by 40-49 points                     | 42 vs. North Florida (11/28/20)   |
| Won by 50+ points                       | 51 at FIU (11/6/18)   |
| Won in overtime                         | 54-49 (OT) vs. Georgia Tech (1/30/20)   |
| Lost in overtime                        | 72-67 (OT) vs. Florida State (3/6/14)   |
| Defeated a ranked opponent              | 79-73 at [2/2] Louisville (2/17/19)   |
| Lost to a ranked opponent               | 79-75 at [1/1] Louisville (1/26/21)   |
| Defeated a top 6-10 opponent            | 56-54 vs. [8/12] Florida State (3/3/17)   |
| Lost to a top 6-10 opponent             | 50-48 vs. [10/10] NC State (2/20/20)  |
| Defeated a top-5 opponent               | 79-73 at [2/2] Louisville (2/17/19)   |
| Lost to a top-5 opponent                | 79-76 at [1/1] Louisville (1/26/21)   |

## MIAMI OPPONENT

|                                |  |
|--------------------------------|--|
| Scored 80-89 points            | 87 vs. [7/7] Louisville (1/9/20)                   |
| Scored 90-99 points            | 99 at [24/21] Syracuse (1/17/21)                   |
| Scored 100+ points             | 105 vs. [13/12] Florida State (1/11/18)            |
| Won by 30-39 points            | 35 at [24/21] Syracuse (1/17/21)                   |
| Won by 40-49 points            | 46 vs. [7/7] Louisville (1/9/20)                   |
| Won by 50+ points              | 58 vs. [1/1] Maryland (1/10/07)                    |
| Individual scored 30-39 points | Paris Kea (31) vs. North Carolina (2/4/18)         |
| Individual scored 40+ points   | Monique Currie (43) vs. Duke (2/19/06)             |
| Individual had 15-19 rebounds  | Janelle Bailey (15) at North Carolina (1/10/21)    |
| Individual had 20+ rebounds    | Crystal Langhorne (22) vs. Maryland (2/17/05)      |
| Individual had 10+ assists     | Lotta-Maj Lahtinen (10) vs. Georgia Tech (2/16/21) |
| Individual had 5+ steals       | Taylor Koenen (5) at North Carolina (1/16/20)      |
| Individual had 5+ blocks       | Brianna Turner (5) vs. Notre Dame (2/17/19)        |

RECORDS

# YEARLY LEADERS

## SCORING AVERAGE

|           |                     |      |
|-----------|---------------------|------|
| 1979-1980 | Sylvia Wilson       | 15.8 |
| 1980-1981 | Sylvia Wilson       | 17.6 |
| 1981-1982 | Sylvia Wilson       | 18.7 |
| 1982-1983 | Donna Mapp          | 17.1 |
| 1983-1984 | Cardelia Fulmore    | 19.5 |
| 1984-1985 | Cardelia Fulmore    | 19.1 |
| 1985-1986 | Maria Rivera        | 21.4 |
| 1986-1987 | Maria Rivera        | 20.9 |
| 1987-1988 | Maria Rivera        | 23.3 |
| 1988-1989 | Frances Savage      | 22.4 |
| 1989-1990 | Frances Savage      | 23.6 |
| 1990-1991 | Jeannie Hebert      | 16.9 |
| 1991-1992 | Frances Savage      | 23.2 |
| 1992-1993 | Holly Rilinger      | 15.8 |
| 1993-1994 | Desma Thomas        | 14.0 |
| 1994-1995 | Octavia Blue        | 14.5 |
| 1995-1996 | Octavia Blue        | 16.0 |
| 1996-1997 | Desma Thomas        | 15.4 |
| 1997-1998 | Octavia Blue        | 19.2 |
| 1998-1999 | Kym Hope            | 17.2 |
| 1999-2000 | Shelia James        | 15.2 |
| 2000-2001 | Chanivia Broussard  | 13.2 |
| 2001-2002 | Chanivia Broussard  | 14.2 |
| 2002-2003 | Tamara James        | 21.0 |
| 2003-2004 | Tamara James        | 16.6 |
| 2004-2005 | Tamara James        | 22.3 |
| 2005-2006 | Tamara James        | 21.5 |
| 2006-2007 | Renee Taylor        | 18.6 |
| 2007-2008 | Maurita Reid        | 15.3 |
| 2008-2009 | Shenise Johnson     | 12.8 |
| 2009-2010 | Riquna Williams     | 19.6 |
| 2010-2011 | Riquna Williams     | 21.7 |
| 2011-2012 | Shenise Johnson     | 17.0 |
| 2012-2013 | Morgan Stroman      | 12.9 |
| 2013-2014 | Adrienne Motley     | 11.1 |
| 2014-2015 | Adrienne Motley     | 16.9 |
| 2015-2016 | Adrienne Motley     | 15.7 |
| 2016-2017 | Adrienne Motley     | 13.3 |
| 2017-2018 | Erykah Davenport    | 12.5 |
| 2018-2019 | Beatrice Mompremier | 16.7 |
| 2019-2020 | Beatrice Mompremier | 16.8 |
| 2020-2021 | Kelsey Marshall     | 13.2 |

|           |                          |      |
|-----------|--------------------------|------|
| 1997-1998 | Kym Hope                 | 10.6 |
| 1998-1999 | Kym Hope                 | 8.7  |
| 1999-2000 | Alicia Hartlaub          | 7.3  |
| 2000-2001 | Dalia Clarke             | 6.4  |
| 2001-2002 | Shaquana Wilkins         | 6.0  |
| 2002-2003 | Tamara James             | 7.9  |
| 2003-2004 | Shaquana Wilkins         | 8.5  |
| 2004-2005 | Tamara James             | 6.9  |
| 2005-2006 | Tamara James             | 7.8  |
| 2006-2007 | Brittany Denson          | 6.9  |
| 2007-2008 | Maurita Reid             | 5.6  |
| 2008-2009 | Shenise Johnson          | 7.1  |
| 2009-2010 | Shenise Johnson          | 7.7  |
| 2010-2011 | Shenise Johnson          | 8.3  |
| 2011-2012 | Shenise Johnson          | 8.0  |
| 2012-2013 | Morgan Stroman           | 8.8  |
| 2013-2014 | Keyona Hayes             | 6.5  |
| 2014-2015 | Jassany Williams         | 6.0  |
| 2015-2016 | Keyona Hayes & Emese Hof | 5.5  |
| 2016-2017 | Keyona Hayes             | 6.1  |
| 2017-2018 | Erykah Davenport         | 8.6  |
| 2018-2019 | Beatrice Mompremier      | 12.2 |
| 2019-2020 | Beatrice Mompremier      | 9.8  |
| 2020-2021 | Destiny Harden           | 5.4  |

## FIELD GOAL PCT. (200 FGA MIN.)

|           |                   |      |
|-----------|-------------------|------|
| 1979-1980 | Sylvia Wilson     | .530 |
| 1980-1981 | Dottie Richardson | .514 |
| 1981-1982 | Sylvia Wilson     | .439 |
| 1982-1983 | Donna Mapp        | .492 |
| 1983-1984 | Cardelia Fulmore  | .539 |
| 1984-1985 | Cardelia Fulmore  | .548 |
| 1985-1986 | Hope Butler       | .467 |
| 1986-1987 | Hope Butler       | .501 |
| 1987-1988 | Hope Butler       | .531 |
| 1988-1989 | Frances Savage    | .548 |
| 1989-1990 | Frances Savage    | .540 |
| 1990-1991 | Vicki Plowden     | .539 |
| 1991-1992 | Vicki Plowden     | .515 |
| 1992-1993 | Vicki Plowden     | .457 |
| 1993-1994 | Nickki Mitchell   | .394 |
| 1994-1995 | Sheron Murray     | .398 |
| 1995-1996 | Octavia Blue      | .488 |
| 1996-1997 | Kym Hope          | .540 |
| 1997-1998 | Kym Hope          | .534 |
| 1998-1999 | Kym Hope          | .529 |
| 1999-2000 | Alicia Hartlaub   | .436 |
| 2000-2001 | Dalia Clarke      | .452 |
| 2001-2002 | Shaquana Wilkins  | .482 |
| 2002-2003 | Tamara James      | .516 |
| 2003-2004 | Shaquana Wilkins  | .520 |
| 2004-2005 | Tamara James      | .480 |
| 2005-2006 | Melissa Knight    | .498 |
| 2006-2007 | Albrey Grimsley   | .463 |
| 2007-2008 | Albrey Grimsley   | .408 |
| 2008-2009 | Shenise Johnson   | .385 |
| 2009-2010 | Diane Barnes      | .545 |
| 2010-2011 | Morgan Stroman    | .519 |
| 2011-2012 | Shenise Johnson   | .452 |
| 2012-2013 | Shawnice Wilson   | .519 |
| 2013-2014 | Keyona Hayes      | .506 |
| 2014-2015 | Adrienne Motley   | .492 |
| 2015-2016 | Emese Hof         | .542 |

## REBOUNDING AVERAGE

|           |                  |      |
|-----------|------------------|------|
| 1979-1980 | Sylvia Wilson    | 10.4 |
| 1980-1981 | Sylvia Wilson    | 11.8 |
| 1981-1982 | Sylvia Wilson    | 11.5 |
| 1982-1983 | Donna Mapp       | 11.5 |
| 1983-1984 | Cardelia Fulmore | 11.6 |
| 1984-1985 | Cardelia Fulmore | 8.9  |
| 1985-1986 | Hope Butler      | 5.5  |
| 1986-1987 | Hope Butler      | 8.9  |
| 1987-1988 | Hope Butler      | 8.0  |
| 1988-1989 | Frances Savage   | 9.2  |
| 1989-1990 | Frances Savage   | 9.5  |
| 1990-1991 | Vicki Plowden    | 10.0 |
| 1991-1992 | Frances Savage   | 10.6 |
| 1992-1993 | Vicki Plowden    | 10.0 |
| 1993-1994 | Tanya Young      | 9.9  |
| 1994-1995 | Octavia Blue     | 7.2  |
| 1995-1996 | Jennifer Jordan  | 6.7  |
| 1996-1997 | Kym Hope         | 8.1  |





# YEARLY LEADERS

|            |                     |      |
|------------|---------------------|------|
| 2016-2017  | Keyona Hayes        | .540 |
| 2017-2018  | Erykah Davenport    | .549 |
| 2018-2019  | Emese Hof           | .586 |
| 2019-2020  | Beatrice Mompremier | .521 |
| 2020-2021* | Destiny Harden      | .500 |

\*150 min. FGA due to shortened season (COVID-19)

## FREE THROW PCT. (70 FTA MIN.)

|            |                             |      |
|------------|-----------------------------|------|
| 1979-1980  | Sandra Wells & Pat Bentoski | .673 |
| 1980-1981  | Gwen Harris                 | .779 |
| 1981-1982  | Sylvia Wilson               | .618 |
| 1982-1983  | Dana Hunter                 | .675 |
| 1983-1984  | Robin Harmony               | .657 |
| 1984-1985  | Maria Rivera                | .729 |
| 1985-1986  | Maria Rivera                | .730 |
| 1986-1987  | Maria Rivera                | .791 |
| 1987-1988  | Maria Rivera                | .828 |
| 1988-1989  | Elaine Harlow               | .796 |
| 1989-1990  | Frances Savage              | .786 |
| 1990-1991  | Jeannie Hebert              | .758 |
| 1991-1992  | Jeannie Hebert              | .835 |
| 1992-1993  | Holly Rilinger              | .857 |
| 1993-1994  | Desma Thomas                | .679 |
| 1994-1995  | Rinat Zaltz                 | .734 |
| 1995-1996  | Cassandra Wimes             | .714 |
| 1996-1997  | Desma Thomas                | .800 |
| 1997-1998  | Kym Hope                    | .771 |
| 1998-1999  | Kym Hope                    | .810 |
| 1999-2000  | Gina Graziani               | .714 |
| 2000-2001  | Meghan Saake                | .629 |
| 2001-2002  | Shaquana Wilkins            | .711 |
| 2002-2003  | Tamara James                | .760 |
| 2003-2004  | Tamara James                | .766 |
| 2004-2005  | Tamara James                | .770 |
| 2005-2006  | Renee Taylor                | .836 |
| 2006-2007  | Renee Taylor                | .843 |
| 2007-2008  | Maurita Reid                | .651 |
| 2008-2009  | Shenise Johnson             | .820 |
| 2009-2010  | Shenise Johnson             | .773 |
| 2010-2011  | Shenise Johnson             | .846 |
| 2011-2012  | Shenise Johnson             | .877 |
| 2012-2013  | Stefanie Yderstrom          | .883 |
| 2013-2014  | Krystal Saunders            | .775 |
| 2014-2015  | Adrienne Motley             | .764 |
| 2015-2016  | Adrienne Motley             | .767 |
| 2016-2017  | Jessica Thomas              | .781 |
| 2017-2018  | Mykea Gray                  | .748 |
| 2018-2019  | Laura Cornelius             | .852 |
| 2019-2020  | Mykea Gray                  | .806 |
| 2020-2021* | Naomi Mbandu                | .827 |

\*50 min. FTA due to shortened season (COVID-19)

## ASSISTS

|           |                |     |
|-----------|----------------|-----|
| 1979-1980 | Pat Bentoski   | 130 |
| 1980-1981 | Loretta Harvey | 156 |
| 1981-1982 | Loretta Harvey | 168 |
| 1982-1983 | Loretta Harvey | 120 |
| 1983-1984 | Loretta Harvey | 144 |
| 1984-1985 | Maria Rivera   | 149 |
| 1985-1986 | Maria Rivera   | 89  |
| 1986-1987 | Maria Rivera   | 141 |

|           |                    |     |
|-----------|--------------------|-----|
| 1987-1988 | Maria Rivera       | 108 |
| 1988-1989 | Jeannie Hebert     | 147 |
| 1989-1990 | Jeannie Hebert     | 137 |
| 1990-1991 | Jeannie Hebert     | 189 |
| 1991-1992 | Jeannie Hebert     | 221 |
| 1992-1993 | Della Wilson       | 134 |
| 1993-1994 | Nickki Mitchell    | 65  |
| 1994-1995 | Maureen Faulkner   | 71  |
| 1995-1996 | Desma Thomas       | 72  |
| 1996-1997 | Gina Graziani      | 198 |
| 1997-1998 | Gina Graziani      | 210 |
| 1998-1999 | Gina Graziani      | 153 |
| 1999-2000 | Gina Graziani      | 94  |
| 2000-2001 | Meghan Saake       | 99  |
| 2001-2002 | Meghan Saake       | 125 |
| 2002-2003 | Yalonda McCormick  | 185 |
| 2003-2004 | Yalonda McCormick  | 157 |
| 2004-2005 | Yalonda McCormick  | 167 |
| 2005-2006 | Renee Taylor       | 115 |
| 2006-2007 | Albrey Grimsley    | 82  |
| 2007-2008 | Albrey Grimsley    | 93  |
| 2008-2009 | Shenise Johnson    | 122 |
| 2009-2010 | Shenise Johnson    | 166 |
| 2010-2011 | Shenise Johnson    | 127 |
| 2011-2012 | Shenise Johnson    | 141 |
| 2012-2013 | Stefanie Yderstrom | 75  |
| 2013-2014 | Adrienne Motley    | 82  |
| 2014-2015 | Jessica Thomas     | 74  |
| 2015-2016 | Jessica Thomas     | 120 |
| 2016-2017 | Jessica Thomas     | 130 |
| 2017-2018 | Endia Banks        | 87  |
| 2018-2019 | Laura Cornelius    | 141 |
| 2019-2020 | Endia Banks        | 96  |
| 2020-2021 | Endia Banks        | 69  |

## STEALS

|           |                                    |     |
|-----------|------------------------------------|-----|
| 1979-1980 | Dottie Richardson                  | 100 |
| 1980-1981 | Dottie Richardson & Loretta Harvey | 105 |
| 1981-1982 | Loretta Harvey                     | 84  |
| 1982-1983 | Gwen Harris                        | 64  |
| 1983-1984 | Robin Harmony                      | 98  |
| 1984-1985 | Cardelia Fulmore & Maria Rivera    | 100 |
| 1985-1986 | Maria Rivera                       | 77  |
| 1986-1987 | Maria Rivera                       | 106 |
| 1987-1988 | Maria Rivera                       | 99  |
| 1988-1989 | Frances Savage & Elaine Harlow     | 56  |
| 1989-1990 | Frances Savage                     | 71  |
| 1990-1991 | Jeannie Hebert                     | 71  |
| 1991-1992 | Vicki Plowden                      | 76  |
| 1992-1993 | Della Wilson                       | 93  |
| 1993-1994 | Ronnie McGarry                     | 49  |
| 1994-1995 | Maureen Faulkner                   | 49  |
| 1995-1996 | Desma Thomas                       | 60  |
| 1996-1997 | Desma Thomas                       | 60  |
| 1997-1998 | Kym Hope                           | 56  |
| 1998-1999 | Kym Hope                           | 54  |
| 1999-2000 | Shelia James                       | 26  |
| 2000-2001 | Meghan Saake                       | 74  |
| 2001-2002 | Meghan Saake                       | 121 |
| 2002-2003 | Meghan Saake                       | 114 |
| 2003-2004 | Yalonda McCormick                  | 93  |
| 2004-2005 | Yalonda McCormick                  | 78  |
| 2005-2006 | Tamara James                       | 93  |

RECORDS



# YEARLY LEADERS

|           |                 |     |
|-----------|-----------------|-----|
| 2006-2007 | Maurita Reid    | 95  |
| 2007-2008 | Maurita Reid    | 110 |
| 2008-2009 | Shenise Johnson | 78  |
| 2009-2010 | Shenise Johnson | 111 |
| 2010-2011 | Morgan Stroman  | 109 |
| 2011-2012 | Shenise Johnson | 108 |
| 2012-2013 | Morgan Stroman  | 57  |
| 2013-2014 | Suriya McGuire  | 43  |
| 2014-2015 | Adrienne Motley | 47  |
| 2015-2016 | Adrienne Motley | 53  |
| 2016-2017 | Jessica Thomas  | 52  |
| 2017-2018 | Keyanna Harris  | 66  |
| 2018-2019 | Mykea Gray      | 41  |
| 2019-2020 | Mykea Gray      | 63  |
| 2020-2021 | Naomi Mbandu    | 31  |

## BLOCKED SHOTS

|           |                                    |    |
|-----------|------------------------------------|----|
| 1979-1980 | Sylvia Wilson                      | 80 |
| 1980-1981 | Sylvia Wilson                      | 61 |
| 1981-1982 | Sylvia Wilson                      | 57 |
| 1982-1983 | Donna Mapp                         | 15 |
| 1983-1984 | Joani Bowles                       | 45 |
| 1984-1985 | Cardelia Fulmore                   | 25 |
| 1985-1986 | Julie Colville                     | 8  |
| 1986-1987 | Regina Brant                       | 5  |
| 1987-1988 | Ruth Smith                         | 12 |
| 1988-1989 | Frances Savage                     | 17 |
| 1989-1990 | Beilinda Kunczt                    | 35 |
| 1990-1991 | Vicki Plowden                      | 27 |
| 1991-1992 | Vicki Plowden                      | 35 |
| 1992-1993 | Vicki Plowden                      | 40 |
| 1993-1994 | Tanya Young                        | 23 |
| 1994-1995 | Octavia Blue                       | 20 |
| 1995-1996 | Desma Thomas                       | 21 |
| 1996-1997 | Kym Hope                           | 53 |
| 1997-1998 | Kym Hope                           | 33 |
| 1998-1999 | Kym Hope                           | 62 |
| 1999-2000 | Alicia Hartlaub                    | 11 |
| 2000-2001 | Chanivia Broussard                 | 32 |
| 2001-2002 | Chanivia Broussard & Martha Bodley | 35 |
| 2002-2003 | Meghan Saake                       | 36 |
| 2003-2004 | Shaquana Wilkins                   | 37 |
| 2004-2005 | Imani Dhahabu                      | 24 |
| 2005-2006 | Brittany Denson                    | 30 |
| 2006-2007 | Brittany Denson                    | 17 |
| 2007-2008 | Charmaine Clark                    | 18 |
| 2008-2009 | Shenise Johnson                    | 29 |
| 2009-2010 | Sylvia Bullock                     | 35 |
| 2010-2011 | Morgan Stroman & Sylvia Bullock    | 29 |
| 2011-2012 | Sylvia Bullock                     | 44 |
| 2012-2013 | Morgan Stroman                     | 39 |
| 2013-2014 | Jassany Williams                   | 57 |
| 2014-2015 | Jassany Williams                   | 74 |
| 2015-2016 | Emese Hof                          | 42 |
| 2016-2017 | Emese Hof                          | 31 |
| 2017-2018 | Emese Hof                          | 40 |
| 2018-2019 | Emese Hof                          | 69 |
| 2019-2020 | Brianna Jackson                    | 39 |
| 2020-2021 | Sydney Roby                        | 10 |

## MINUTES PER GAME

|           |                    |      |
|-----------|--------------------|------|
| 1985-1986 | Maria Rivera       | 37.7 |
| 1986-1987 | Maria Rivera       | 37.0 |
| 1987-1988 | Maria Rivera       | 36.3 |
| 1988-1989 | Jeannie Hebert     | 34.8 |
| 1989-1990 | Frances Savage     | 34.1 |
| 1990-1991 | Jeannie Hebert     | 35.9 |
| 1991-1992 | Jeannie Hebert     | 34.4 |
| 1992-1993 | Della Wilson       | 35.7 |
| 1993-1994 | Nickki Mitchell    | 33.6 |
| 1994-1995 | Octavia Blue       | 29.8 |
| 1995-1996 | Desma Thomas       | 32.1 |
| 1996-1997 | Desma Thomas       | 35.8 |
| 1997-1998 | Gina Graziani      | 36.3 |
| 1998-1999 | Kym Hope           | 33.8 |
| 1999-2000 | Gina Graziani      | 33.5 |
| 2000-2001 | Meghan Saake       | 30.3 |
| 2001-2002 | Meghan Saake       | 36.2 |
| 2002-2003 | Meghan Saake       | 36.0 |
| 2003-2004 | Yalonda McCormick  | 36.4 |
| 2004-2005 | Yalonda McCormick  | 36.4 |
| 2005-2006 | Tamara James       | 32.8 |
| 2006-2007 | Renee Taylor       | 34.8 |
| 2007-2008 | Maurita Reid       | 29.2 |
| 2008-2009 | Shenise Johnson    | 31.0 |
| 2009-2010 | Shenise Johnson    | 34.8 |
| 2010-2011 | Shenise Johnson    | 31.8 |
| 2011-2012 | Shenise Johnson    | 31.2 |
| 2012-2013 | Stefanie Yderstrom | 30.0 |
| 2013-2014 | Krystal Saunders   | 31.5 |
| 2014-2015 | Adrienne Motley    | 31.4 |
| 2015-2016 | Jessica Thomas     | 31.6 |
| 2016-2017 | Jessica Thomas     | 32.2 |
| 2017-2018 | Endia Banks        | 26.4 |
| 2018-2019 | Laura Cornelius    | 31.1 |
| 2019-2020 | Endia Banks        | 29.5 |
| 2020-2021 | Endia Banks        | 30.2 |

All categories for the program's first seven seasons (1972-79) are unavailable, with minutes leaders unavailable through 1984-85

RECORDS





# 1,000 POINTS CLUB

| NAME (YEAR)                       | POINTS | NAME (YEAR)                          | POINTS |
|-----------------------------------|--------|--------------------------------------|--------|
| 1. Tamara James (2002-06)         | 2,406  | 16. Jessica Thomas (2013-17)         | 1,281  |
| 2. Maria Rivera (1984-88)         | 2,358  | 17. Emese Hof (2015-19)              | 1,229  |
| 3. Shenise Johnson (2008-12)      | 2,262  | 18. Stefanie Yderstrom (2009-13)     | 1,203  |
| 4. Frances Savage (1988-92)       | 2,184  | 19. Mykea Gray (2017-20; 21-pres.)   | 1,184  |
| 5. Riquana Williams (2008-12)     | 2,148  | 20. Wendy Foote (1974-78)            | 1,174  |
| 6. Adrienne Motley (2013-17)      | 1,844  | 21. Hope Butler (1984-88)            | 1,157  |
| 7. Jeannie Hebert (1988-92)       | 1,766  | 22. Cordelia Fulmore (1983-85)       | 1,142  |
| 8. Octavia Blue (1994-98)         | 1,724  | 23. Keyona Hayes (2012-14; 15-17)    | 1,141  |
| 9. Sylvia Wilson (1979-82)        | 1,713  | 24. Kelsey Marshall (2017-pres.)     | 1,133  |
| 10. Chanivia Broussard (2000-04)  | 1,482  | 25. Yalonda McCormick (2001-05)      | 1,072  |
| 11. Kym Hope (1995-99)            | 1,462  | 26. Jennifer Jordan (1994-96; 97-99) | 1,050  |
| 12. Vicki Plowden (1990-93)       | 1,404  | 27. Cassandra Wimes (1994-96; 97-99) | 1,034  |
| 13. Morgan Stroman (2009-13)      | 1,371  | 28. Meghan Saake (1999-03)           | 1,030  |
| 14. Robin Harmony (1980-84)       | 1,308  | 29. Renee Taylor (2005-07)           | 1,025  |
| 15. Desma Thomas (1992-94; 95-97) | 1,284  |                                      |        |

## 1. TAMARA JAMES (2002-06) — 2,406

| SEASON  | GP-GS   | FGM-FGA  | PCT  | 3PM-3PA | PCT  | FTM-FTA | PCT  | REB-AVG | AST | BLK | STL | PTS-AVG    |
|---------|---------|----------|------|---------|------|---------|------|---------|-----|-----|-----|------------|
| 2002-03 | 31-31   | 238-461  | .516 | 19-58   | .328 | 155-204 | .760 | 244-7.9 | 49  | 14  | 56  | 650-21.0   |
| 2003-04 | 28-26   | 170-340  | .500 | 39-103  | .379 | 85-111  | .766 | 129-4.6 | 72  | 18  | 55  | 464-16.6   |
| 2004-05 | 29-29   | 242-504  | .480 | 19-119  | .328 | 124-161 | .770 | 199-6.9 | 57  | 13  | 75  | 647-22.3   |
| 2005-06 | 30-30   | 218-449  | .486 | 53-137  | .387 | 156-188 | .830 | 233-7.8 | 70  | 11  | 93  | 645-21.5   |
| TOTAL   | 118-116 | 868-1754 | .495 | 150-417 | .360 | 520-664 | .783 | 805-6.8 | 248 | 56  | 279 | 2,406-20.4 |

## 2. MARIA RIVERA (1984-88) — 2,358

| SEASON  | GP-GS   | FGM-FGA  | PCT  | 3PM-3PA | PCT  | FTM-FTA | PCT  | REB-AVG | AST | BLK | STL | PTS-AVG    |
|---------|---------|----------|------|---------|------|---------|------|---------|-----|-----|-----|------------|
| 1984-85 | 28-28   | 202-380  | .531 | —       | —    | 120-156 | .769 | 93-3.3  | 149 | 4   | 100 | 524-18.7   |
| 1985-86 | 27-27   | 230-533  | .432 | —       | —    | 119-163 | .730 | 118-4.4 | 89  | 2   | 77  | 579-21.4   |
| 1986-87 | 30-30   | 251-545  | .461 | —       | —    | 125-158 | .791 | 97-3.2  | 141 | 3   | 106 | 627-20.9   |
| 1987-88 | 27-27   | 209-473  | .442 | 66-177  | .373 | 144-174 | .828 | 102-3.8 | 108 | 3   | 99  | 628-23.3   |
| TOTAL   | 112-112 | 892-1931 | .462 | 66-177  | .373 | 508-651 | .780 | 410-3.7 | 487 | 12  | 382 | 2,358-21.1 |

## 3. SHENISE JOHNSON (2008-12) — 2,262

| SEASON  | GP-GS   | FGM-FGA  | PCT  | 3PM-3PA | PCT  | FTM-FTA  | PCT  | REB-AVG  | AST | BLK | STL | PTS-AVG    |
|---------|---------|----------|------|---------|------|----------|------|----------|-----|-----|-----|------------|
| 2008-09 | 30-30   | 141-366  | .385 | 20-62   | .323 | 82-100   | .820 | 213-7.1  | 122 | 29  | 78  | 384-12.8   |
| 2009-10 | 36-36   | 251-506  | .496 | 50-127  | .394 | 133-172  | .773 | 276-7.7  | 166 | 21  | 111 | 685-19.0   |
| 2010-11 | 33-33   | 236-484  | .488 | 44-126  | .349 | 132-156  | .846 | 275-8.3  | 127 | 26  | 104 | 648-19.6   |
| 2011-12 | 32-32   | 202-447  | .452 | 34-114  | .298 | 107-122  | .877 | 256-8.0  | 141 | 14  | 108 | 545-17.0   |
| TOTAL   | 131-131 | 830-18-3 | .460 | 148-429 | .345 | 3454-550 | .825 | 1020-7.8 | 556 | 90  | 4-1 | 2,262-17.3 |

## 4. FRANCES SAVAGE (1988-92) — 2,184

| SEASON  | GP-GS | FGM-FGA  | PCT  | 3PM-3PA | PCT  | FTM-FTA | PCT  | REB-AVG  | AST | BLK | STL | PTS-AVG    |
|---------|-------|----------|------|---------|------|---------|------|----------|-----|-----|-----|------------|
| 1988-89 | 29-29 | 256-467  | .548 | 6-23    | .261 | 131-166 | .789 | 268-9.2  | 66  | 17  | 56  | 649-22.4   |
| 1989-90 | 31-31 | 284-526  | .540 | 18-43   | .419 | 147-187 | .786 | 293-9.5  | 76  | 17  | 71  | 733-23.6   |
| 1990-91 | 2-2   | 19-43    | .442 | 0-2     | .000 | 22-28   | .786 | 20-10.0  | 7   | 0   | 4   | 60-30.0    |
| 1991-92 | 32-32 | 271-557  | .487 | 19-46   | .413 | 181-222 | .815 | 339-10.6 | 77  | 10  | 71  | 742-23.2   |
| TOTAL   | 94-94 | 830-1593 | .521 | 43-114  | .377 | 481-603 | .798 | 920-9.8  | 226 | 44  | 202 | 2,184-23.2 |

## 5. RIQUANA WILLIAMS (2008-12) — 2,148

| SEASON  | GP-GS  | FGM-FGA  | PCT  | 3PM-3PA | PCT  | FTM-FTA | PCT  | REB-AVG | AST | BLK | STL | PTS-AVG    |
|---------|--------|----------|------|---------|------|---------|------|---------|-----|-----|-----|------------|
| 2008-09 | 26-6   | 78-261   | .299 | 24-111  | .216 | 47-61   | .770 | 51-2.0  | 19  | 11  | 44  | 227-8.7    |
| 2009-10 | 36-25  | 253-628  | .403 | 106-294 | .361 | 95-129  | .736 | 152-4.2 | 62  | 17  | 64  | 707-19.6   |
| 2010-11 | 33-33  | 251-632  | .397 | 75-252  | .298 | 140-181 | .773 | 176-5.3 | 93  | 16  | 91  | 717-21.7   |
| 2011-12 | 30-27  | 178-448  | .397 | 67-182  | .368 | 74-92   | .804 | 103-3.4 | 77  | 20  | 71  | 497-16.6   |
| TOTAL   | 125-91 | 760-1969 | .386 | 272-839 | .324 | 356-463 | .769 | 482-3.9 | 251 | 64  | 270 | 2,148-17.2 |

## 6. ADRIENNE MOTLEY (2013-17) — 1,844

| SEASON  | GP-GS   | FGM-FGA  | PCT  | 3PM-3PA | PCT  | FTM-FTA | PCT  | REB-AVG | AST | BLK | STL | PTS-AVG    |
|---------|---------|----------|------|---------|------|---------|------|---------|-----|-----|-----|------------|
| 2013-14 | 31-28   | 128-288  | .444 | 21-70   | .300 | 66-91   | .725 | 122-3.9 | 82  | 5   | 39  | 343-11.1   |
| 2014-15 | 33-33   | 214-435  | .492 | 35-99   | .354 | 94-123  | .764 | 139-4.2 | 68  | 3   | 47  | 557-16.9   |
| 2015-16 | 33-33   | 191-440  | .529 | 58-159  | .365 | 79-103  | .767 | 119-3.6 | 84  | 2   | 53  | 519-15.7   |
| 2016-17 | 32-32   | 156-374  | .417 | 55-149  | .359 | 58-79   | .734 | 93-2.9  | 86  | 12  | 34  | 425-13.3   |
| TOTAL   | 129-126 | 689-1537 | .448 | 169-477 | .354 | 297-396 | .750 | 473-3.7 | 320 | 22  | 173 | 1,844-14.3 |

RECORDS

# 1,000 POINTS CLUB

## 7. JEANNIE HEBERT (1988-92) — 1,766

| SEASON       | GP-GS          | FGM-FGA         | PCT         | 3PM-3PA       | PCT         | FTM-FTA        | PCT         | REB-AVG        | AST        | BLK       | STL        | PTS-AVG           |
|--------------|----------------|-----------------|-------------|---------------|-------------|----------------|-------------|----------------|------------|-----------|------------|-------------------|
| 1988-89      | 29-29          | 147-367         | .401        | 3-35          | .086        | 104-159        | .654        | 92-3.2         | 147        | 10        | 44         | 401-13.8          |
| 1989-90      | 30-30          | 145-340         | .426        | 3-9           | .333        | 117-153        | .765        | 72-2.4         | 137        | 12        | 49         | 410-13.7          |
| 1990-91      | 28-28          | 179-406         | .441        | 14-42         | .333        | 100-132        | .758        | 109-3.9        | 189        | 6         | 71         | 472-16.9          |
| 1991-92      | 32-32          | 181-379         | .478        | 5-16          | .313        | 116-139        | .835        | 70-2.2         | 221        | 7         | 73         | 483-15.1          |
| <b>TOTAL</b> | <b>129-126</b> | <b>652-1492</b> | <b>.437</b> | <b>25-102</b> | <b>.245</b> | <b>437-583</b> | <b>.750</b> | <b>343-2.9</b> | <b>694</b> | <b>35</b> | <b>237</b> | <b>1,766-14.8</b> |

## 8. OCTAVIA BLUE (1994-98) — 1,724

| SEASON       | GP-GS          | FGM-FGA         | PCT         | 3PM-3PA      | PCT         | FTM-FTA        | PCT         | REB-AVG        | AST       | BLK       | STL        | PTS-AVG           |
|--------------|----------------|-----------------|-------------|--------------|-------------|----------------|-------------|----------------|-----------|-----------|------------|-------------------|
| 1994-95      | 24-23          | 127-329         | .386        | 0-2          | .000        | 94-144         | .653        | 172-7.2        | 14        | 20        | 32         | 348-14.5          |
| 1995-96      | 27-27          | 178-365         | .488        | 0-0          | .000        | 76-134         | .567        | 174-6.4        | 26        | 5         | 35         | 432-16.0          |
| 1996-97      | 29-28          | 161-382         | .421        | 0-1          | .000        | 66-102         | .647        | 162-5.6        | 15        | 5         | 37         | 388-13.4          |
| 1997-98      | 29-29          | 205-448         | .458        | 24-53        | .453        | 122-169        | .722        | 164-5.7        | 23        | 8         | 35         | 556-19.2          |
| <b>TOTAL</b> | <b>109-107</b> | <b>671-1524</b> | <b>.440</b> | <b>24-56</b> | <b>.429</b> | <b>358-549</b> | <b>.652</b> | <b>672-6.2</b> | <b>78</b> | <b>38</b> | <b>139</b> | <b>1,724-15.8</b> |

## 9. SYLVIA WILSON (1979-82) — 1,713

| SEASON       | GP-GS        | FGM-FGA         | PCT         | 3PM-3PA  | PCT      | FTM-FTA        | PCT         | REB-AVG          | AST       | BLK        | STL        | PTS-AVG           |
|--------------|--------------|-----------------|-------------|----------|----------|----------------|-------------|------------------|-----------|------------|------------|-------------------|
| 1979-80      | 33-30        | 232-438         | .530        | —        | —        | 56-103         | .544        | 344-10.4         | 24        | 80         | 56         | 520-15.8          |
| 1980-81      | 38-37        | 268-568         | .472        | —        | —        | 134-222        | .604        | 449-11.8         | 17        | 61         | 53         | 670-17.6          |
| 1981-82      | 28-27        | 221-503         | .439        | —        | —        | 81-131         | .618        | 322-11.5         | 21        | 57         | 45         | 523-18.7          |
| <b>TOTAL</b> | <b>99-94</b> | <b>721-1509</b> | <b>.478</b> | <b>—</b> | <b>—</b> | <b>271-456</b> | <b>.594</b> | <b>1115-11.3</b> | <b>62</b> | <b>198</b> | <b>154</b> | <b>1,713-17.3</b> |

## 10. CHANVIA BROUSSARD (2000-04) — 1,482

| SEASON       | GP-GS         | FGM-FGA         | PCT         | 3PM-3PA       | PCT         | FTM-FTA        | PCT         | REB-AVG        | AST        | BLK        | STL        | PTS-AVG           |
|--------------|---------------|-----------------|-------------|---------------|-------------|----------------|-------------|----------------|------------|------------|------------|-------------------|
| 2000-01      | 27-22         | 158-369         | .428        | 4-15          | .267        | 36-74          | .486        | 152-25.6       | 22         | 32         | 46         | 356-13.2          |
| 2001-02      | 29-20         | 173-407         | .425        | 13-51         | .255        | 54-85          | .635        | 124-4.3        | 27         | 35         | 57         | 413-14.2          |
| 2002-03      | 29-5          | 115-263         | .437        | 8-31          | .258        | 35-69          | .507        | 126-4.3        | 31         | 32         | 35         | 273-9.4           |
| 2003-04      | 29-28         | 175-359         | .487        | 3-15          | .200        | 87-127         | .685        | 181-6.2        | 48         | 33         | 64         | 440-15.2          |
| <b>TOTAL</b> | <b>114-75</b> | <b>621-1398</b> | <b>.444</b> | <b>28-112</b> | <b>.250</b> | <b>212-355</b> | <b>.597</b> | <b>583-5.1</b> | <b>128</b> | <b>132</b> | <b>202</b> | <b>1,482-13.0</b> |

## 11. KYM HOPE (1995-99) — 1,462

| SEASON       | GP-GS         | FGM-FGA         | PCT         | 3PM-3PA    | PCT         | FTM-FTA        | PCT         | REB-AVG        | AST        | BLK        | STL        | PTS-AVG           |
|--------------|---------------|-----------------|-------------|------------|-------------|----------------|-------------|----------------|------------|------------|------------|-------------------|
| 1995-96      | 26-0          | 28-68           | .412        | 0-0        | .000        | 28-52          | .538        | 95-3.7         | 11         | 16         | 17         | 84-3.2            |
| 1996-97      | 29-29         | 143-265         | .540        | 0-2        | .000        | 81-117         | .692        | 234-8.1        | 33         | 53         | 45         | 367-12.7          |
| 1997-98      | 29-29         | 191-358         | .534        | 1-1        | 1.000       | 128-166        | .771        | 306-10.6       | 53         | 33         | 56         | 511-17.6          |
| 1998-99      | 29-29         | 184-348         | .529        | 0-3        | .000        | 132-163        | .810        | 253-8.7        | 52         | 62         | 54         | 500-17.2          |
| <b>TOTAL</b> | <b>113-87</b> | <b>546-1039</b> | <b>.526</b> | <b>0-3</b> | <b>.000</b> | <b>369-498</b> | <b>.741</b> | <b>888-7.9</b> | <b>149</b> | <b>164</b> | <b>172</b> | <b>1,462-12.9</b> |

## 12. VICKI PLOWDEN (1990-93) — 1,404

| SEASON       | GP-GS        | FGM-FGA         | PCT         | 3PM-3PA    | PCT         | FTM-FTA        | PCT         | REB-AVG        | AST       | BLK        | STL        | PTS-AVG           |
|--------------|--------------|-----------------|-------------|------------|-------------|----------------|-------------|----------------|-----------|------------|------------|-------------------|
| 1990-91      | 28-27        | 194-360         | .539        | 0-0        | .000        | 67-108         | .620        | 281-10.0       | 18        | 27         | 53         | 455-16.3          |
| 1991-92      | 32-32        | 194-377         | .515        | 1-2        | .500        | 87-144         | .604        | 265-8.3        | 17        | 41         | 35         | 476-14.9          |
| 1992-93      | 31-31        | 191-418         | .457        | 2-5        | .400        | 89-143         | .622        | 311-10.0       | 44        | 40         | 64         | 473-15.3          |
| <b>TOTAL</b> | <b>91-90</b> | <b>579-1155</b> | <b>.501</b> | <b>3-7</b> | <b>.429</b> | <b>243-395</b> | <b>.615</b> | <b>857-9.4</b> | <b>79</b> | <b>108</b> | <b>152</b> | <b>1,404-15.4</b> |

## 13. MORGAN STROMAN (2009-13) — 1,371

| SEASON       | GP-GS          | FGM-FGA        | PCT         | 3PM-3PA     | PCT         | FTM-FTA        | PCT         | REB-AVG        | AST        | BLK        | STL        | PTS-AVG           |
|--------------|----------------|----------------|-------------|-------------|-------------|----------------|-------------|----------------|------------|------------|------------|-------------------|
| 2009-10      | 36-21          | 83-201         | .413        | 0-1         | .000        | 97-136         | .713        | 211-5.9        | 38         | 24         | 64         | 263- 7.3          |
| 2010-11      | 33-33          | 164-316        | .519        | 1-6         | .167        | 121-187        | .647        | 270-8.2        | 69         | 29         | 109        | 450-13.6          |
| 2011-12      | 19-19          | 93-168         | .554        | 1-2         | .500        | 58-79          | .734        | 124-6.5        | 25         | 8          | 42         | 245-12.9          |
| 2012-13      | 32-32          | 143-301        | .475        | 0-7         | .000        | 127-183        | .694        | 281-8.8        | 65         | 39         | 57         | 413-12.9          |
| <b>TOTAL</b> | <b>120-105</b> | <b>483-986</b> | <b>.490</b> | <b>2-15</b> | <b>.133</b> | <b>403-585</b> | <b>.688</b> | <b>886-7.4</b> | <b>197</b> | <b>100</b> | <b>272</b> | <b>1,371-11.4</b> |

## 14. ROBIN HARMONY (1980-84) — 1,308

| SEASON       | GP-GS          | FGM-FGA         | PCT         | 3PM-3PA  | PCT      | FTM-FTA        | PCT         | REB-AVG        | AST        | BLK       | STL        | PTS-AVG           |
|--------------|----------------|-----------------|-------------|----------|----------|----------------|-------------|----------------|------------|-----------|------------|-------------------|
| 1980-81      | 38-31          | 159-404         | .394        | —        | —        | 48-76          | .632        | 174-4.6        | 139        | 16        | 100        | 366-9.6           |
| 1981-82      | 29-29          | 133-325         | .409        | —        | —        | 29-44          | .659        | 193-6.7        | 127        | 13        | 56         | 295-10.2          |
| 1982-83      | 27-27          | 120-264         | .455        | —        | —        | 35-57          | .614        | 218-8.1        | 67         | 11        | 60         | 275-10.2          |
| 1983-84      | 31-31          | 163-385         | .423        | —        | —        | 46-70          | .657        | 175-5.6        | 115        | 18        | 98         | 372-12.0          |
| <b>TOTAL</b> | <b>125-118</b> | <b>575-1378</b> | <b>.417</b> | <b>—</b> | <b>—</b> | <b>158-247</b> | <b>.640</b> | <b>760-6.1</b> | <b>448</b> | <b>58</b> | <b>314</b> | <b>1,308-10.5</b> |

RECORDS





# 1,000 POINTS CLUB

## 15. DESMA THOMAS (1992-94; 1995-97) — 1,284

| SEASON       | GP-GS         | FGM-FGA         | PCT         | 3PM-3PA        | PCT         | FTM-FTA        | PCT         | REB-AVG        | AST        | BLK       | STL        | PTS-AVG           |
|--------------|---------------|-----------------|-------------|----------------|-------------|----------------|-------------|----------------|------------|-----------|------------|-------------------|
| 1992-93      | 30-6          | 36-107          | .336        | 0-4            | .000        | 36-65          | .554        | 87-2.9         | 13         | 8         | 20         | 108-3.6           |
| 1993-94      | 25-24         | 110-351         | .313        | 25-88          | .288        | 106-156        | .679        | 195-7.8        | 47         | 20        | 37         | 351-14.0          |
| 1994-95      | DNP           |                 |             |                |             |                |             |                |            |           |            |                   |
| 1995-96      | 27-27         | 120-339         | .354        | 46-155         | .297        | 92-134         | .687        | 134-5.0        | 72         | 21        | 60         | 378-14.0          |
| 1996-97      | 29-29         | 135-355         | .380        | 81-216         | .375        | 96-120         | .800        | 136-4.7        | 64         | 9         | 60         | 447-15.4          |
| <b>TOTAL</b> | <b>111-86</b> | <b>401-1152</b> | <b>.348</b> | <b>152-463</b> | <b>.328</b> | <b>330-475</b> | <b>.695</b> | <b>552-5.0</b> | <b>196</b> | <b>58</b> | <b>177</b> | <b>1,284-11.6</b> |

## 16. JESSICA THOMAS (2013-17) — 1,281

| SEASON       | GP-GS          | FGM-FGA         | PCT         | 3PM-3PA        | PCT         | FTM-FTA        | PCT         | REB-AVG        | AST        | BLK       | STL        | PTS-AVG          |
|--------------|----------------|-----------------|-------------|----------------|-------------|----------------|-------------|----------------|------------|-----------|------------|------------------|
| 2013-14      | 31-2           | 52-152          | .342        | 24-92          | .261        | 30-41          | .732        | 58-1.9         | 50         | 3         | 27         | 158-5.1          |
| 2014-15      | 33-32          | 106-309         | .343        | 45-155         | .290        | 50-68          | .735        | 88-2.7         | 74         | 2         | 41         | 307-9.3          |
| 2015-16      | 33-33          | 139-363         | .383        | 64-181         | .354        | 45-73          | .616        | 122-3.7        | 120        | 6         | 50         | 387-11.7         |
| 2016-17      | 33-33          | 138-374         | .369        | 46-158         | .291        | 107-137        | .781        | 79-2.4         | 130        | 2         | 52         | 429-13.0         |
| <b>TOTAL</b> | <b>130-100</b> | <b>435-1198</b> | <b>.363</b> | <b>179-586</b> | <b>.305</b> | <b>232-319</b> | <b>.727</b> | <b>347-2.7</b> | <b>374</b> | <b>13</b> | <b>170</b> | <b>1,281-9.9</b> |

## 17. EMESE HOF (2015-19) — 1,229

| SEASON       | GP-GS         | FGM-FGA        | PCT         | 3PM-3PA    | PCT         | FTM-FTA        | PCT         | REB-AVG        | AST        | BLK        | STL       | PTS-AVG          |
|--------------|---------------|----------------|-------------|------------|-------------|----------------|-------------|----------------|------------|------------|-----------|------------------|
| 2015-16      | 33-12         | 117-216        | .542        | 0-1        | .000        | 50-81          | .617        | 180-5.5        | 24         | 42         | 25        | 284-8.6          |
| 2016-17      | 31-3          | 87-169         | .515        | 0-1        | .000        | 27-45          | .600        | 128-4.1        | 26         | 31         | 15        | 201-6.5          |
| 2017-18      | 29-25         | 106-202        | .525        | 0-1        | .000        | 49-72          | .681        | 158-5.4        | 30         | 40         | 23        | 261-9.0          |
| 2018-19      | 34-34         | 197-336        | .586        | 0-0        | .000        | 89-129         | .690        | 282-8.3        | 64         | 69         | 25        | 483-14.2         |
| <b>TOTAL</b> | <b>127-74</b> | <b>507-923</b> | <b>.549</b> | <b>0-3</b> | <b>.000</b> | <b>215-327</b> | <b>.657</b> | <b>748-5.9</b> | <b>144</b> | <b>182</b> | <b>88</b> | <b>1,229-9.7</b> |

## 18. STEFANIE YDERSTROM (2009-13) — 1,203

| SEASON       | GP-GS          | FGM-FGA         | PCT         | 3PM-3PA        | PCT         | FTM-FTA        | PCT         | REB-AVG        | AST        | BLK       | STL        | PTS-AVG          |
|--------------|----------------|-----------------|-------------|----------------|-------------|----------------|-------------|----------------|------------|-----------|------------|------------------|
| 2009-10      | 30-17          | 78-245          | .318        | 47-159         | .296        | 22-26          | .846        | 44-1.5         | 64         | 10        | 26         | 225-7.5          |
| 2010-11      | 33-33          | 83-255          | .325        | 53-172         | .308        | 45-54          | .833        | 75-2.3         | 88         | 7         | 44         | 264-8.0          |
| 2011-12      | 32-32          | 113-299         | .378        | 68-195         | .349        | 46-54          | .852        | 49-1.5         | 54         | 5         | 36         | 340-10.6         |
| 2012-13      | 32-32          | 123-362         | .340        | 60-164         | .366        | 68-77          | .883        | 43-1.3         | 75         | 2         | 41         | 374-11.7         |
| <b>TOTAL</b> | <b>127-114</b> | <b>397-1161</b> | <b>.342</b> | <b>228-690</b> | <b>.330</b> | <b>181-211</b> | <b>.860</b> | <b>211-1.7</b> | <b>281</b> | <b>24</b> | <b>147</b> | <b>1,203-9.5</b> |

## 19. MYKEA GRAY (2017-20; 21-PRES.) — 1,184

| SEASON       | GP-GS        | FGM-FGA         | PCT         | 3PM-3PA        | PCT         | FTM-FTA        | PCT         | REB-AVG        | AST        | BLK      | STL        | PTS-AVG          |
|--------------|--------------|-----------------|-------------|----------------|-------------|----------------|-------------|----------------|------------|----------|------------|------------------|
| 2017-18      | 32-32        | 121-335         | .361        | 48-152         | .316        | 83-111         | .748        | 52-1.6         | 74         | 0        | 45         | 373-11.7         |
| 2018-19      | 34-34        | 135-337         | .401        | 61-176         | .347        | 98-126         | .778        | 70-2.1         | 76         | 1        | 41         | 429-12.6         |
| 2019-20      | 30-30        | 120-343         | .350        | 55-168         | .327        | 87-108         | .806        | 75-2.5         | 90         | 1        | 64         | 382-12.7         |
| 2020-21      | -            | -               | DNP         | -              | -           | -              | DNP         | -              | -          | -        | -          | DNP              |
| <b>TOTAL</b> | <b>96-96</b> | <b>376-1015</b> | <b>.370</b> | <b>164-496</b> | <b>.331</b> | <b>268-345</b> | <b>.777</b> | <b>197-2.1</b> | <b>240</b> | <b>2</b> | <b>150</b> | <b>1184-12.3</b> |

## 20. WENDY FOOTE (1974-78) — 1,174

| SEASON       | GP-GS     | FGM-FGA    | PCT      | 3PM-3PA  | PCT      | FTM-FTA        | PCT         | REB-AVG  | AST      | BLK      | STL      | PTS-AVG           |
|--------------|-----------|------------|----------|----------|----------|----------------|-------------|----------|----------|----------|----------|-------------------|
| 1974-75      | 13        | 102        | —        | —        | —        | 36-72          | .500        | —        | —        | —        | —        | 240-18.5          |
| 1975-76      | 15        | 103        | —        | —        | —        | 30-59          | .508        | —        | —        | —        | —        | 236-15.7          |
| 1976-77      | 18        | 115        | —        | —        | —        | 45-68          | .662        | —        | —        | —        | —        | 295-16.4          |
| 1977-78      | 16        | 160        | —        | —        | —        | 83-119         | .697        | —        | —        | —        | —        | 403-25.2          |
| <b>TOTAL</b> | <b>62</b> | <b>480</b> | <b>—</b> | <b>—</b> | <b>—</b> | <b>194-318</b> | <b>.610</b> | <b>—</b> | <b>—</b> | <b>—</b> | <b>—</b> | <b>1,174-18.9</b> |

## 21. HOPE BUTLER (1984-88) — 1,157

| SEASON       | GP-GS         | FGM-FGA        | PCT         | 3PM-3PA    | PCT         | FTM-FTA        | PCT         | REB-AVG        | AST        | BLK      | STL        | PTS-AVG           |
|--------------|---------------|----------------|-------------|------------|-------------|----------------|-------------|----------------|------------|----------|------------|-------------------|
| 1984-85      | 17-0          | 19-40          | .475        | —          | —           | 22-35          | .629        | 64-3.8         | 9          | 1        | 14         | 60-3.5            |
| 1985-86      | 27-24         | 106-227        | .467        | —          | —           | 27-48          | .563        | 148-5.5        | 30         | 4        | 43         | 239-8.9           |
| 1986-87      | 30-30         | 211-421        | .501        | —          | —           | 77-125         | .616        | 266-8.9        | 36         | 2        | 82         | 499-16.6          |
| 1987-88      | 27-25         | 145-273        | .531        | 0-1        | .000        | 69-98          | .704        | 216-8.0        | 49         | 2        | 51         | 359-13.3          |
| <b>TOTAL</b> | <b>101-79</b> | <b>481-961</b> | <b>.501</b> | <b>0-1</b> | <b>.000</b> | <b>195-306</b> | <b>.637</b> | <b>694-6.9</b> | <b>124</b> | <b>9</b> | <b>190</b> | <b>1,157-11.5</b> |

## 22. CORDELLA FULMORE (1983-85) — 1,142

| SEASON       | GP-GS        | FGM-FGA        | PCT         | 3PM-3PA  | PCT      | FTM-FTA        | PCT         | REB-AVG         | AST        | BLK       | STL        | PTS-AVG           |
|--------------|--------------|----------------|-------------|----------|----------|----------------|-------------|-----------------|------------|-----------|------------|-------------------|
| 1983-84      | 31-31        | 258-479        | .539        | —        | —        | 90-141         | .638        | 359-11.6        | 46         | 17        | 88         | 606-19.5          |
| 1984-85      | 28-28        | 228-417        | .548        | —        | —        | 80-123         | .650        | 250-8.9         | 73         | 25        | 100        | 536-19.1          |
| <b>TOTAL</b> | <b>59-59</b> | <b>486-896</b> | <b>.542</b> | <b>—</b> | <b>—</b> | <b>170-264</b> | <b>.644</b> | <b>609-10.3</b> | <b>119</b> | <b>42</b> | <b>188</b> | <b>1,142-19.4</b> |

# 1,000 POINTS CLUB

## 23. KEYONA HAYES (2012-14; 2015-17) — 1,141

| SEASON       | GP-GS         | FGM-FGA        | PCT         | 3PM-3PA      | PCT         | FTM-FTA        | PCT         | REB-AVG        | AST        | BLK       | STL        | PTS-AVG          |
|--------------|---------------|----------------|-------------|--------------|-------------|----------------|-------------|----------------|------------|-----------|------------|------------------|
| 2012-13      | 32-0          | 67-154         | .435        | 0-1          | .000        | 40-59          | .678        | 166-5.2        | 12         | 18        | 25         | 174-5.4          |
| 2013-14      | 31-23         | 127-251        | .506        | 3-11         | .273        | 70-104         | .673        | 203-6.5        | 34         | 18        | 39         | 327-10.5         |
| 2014-15      | DNP           |                |             |              |             |                |             |                |            |           |            |                  |
| 2015-16      | 33-31         | 130-243        | .535        | 6-18         | .333        | 35-52          | .673        | 183-5.5        | 51         | 10        | 42         | 301-9.1          |
| 2016-17      | 33-32         | 135-250        | .540        | 6-18         | .333        | 63-99          | .636        | 202-6.1        | 40         | 22        | 28         | 339-10.3         |
| <b>TOTAL</b> | <b>129-86</b> | <b>459-898</b> | <b>.511</b> | <b>15-48</b> | <b>.313</b> | <b>208-314</b> | <b>.662</b> | <b>754-5.8</b> | <b>137</b> | <b>68</b> | <b>134</b> | <b>1,141-8.8</b> |

## 24. KELSEY MARSHALL (2017-PRES.) — 1,133

| SEASON       | GP-GS         | FGM-FGA         | PCT         | 3PM-3PA        | PCT         | FTM-FTA        | PCT         | REB-AVG        | AST        | BLK       | STL       | PTS-AVG         |
|--------------|---------------|-----------------|-------------|----------------|-------------|----------------|-------------|----------------|------------|-----------|-----------|-----------------|
| 2017-18      | 31-0          | 80-221          | .362        | 51-155         | .329        | 37-50          | .740        | 68-2.2         | 39         | 1         | 25        | 248-8.0         |
| 2018-19      | 34-20         | 94-248          | .379        | 67-179         | .374        | 11-18          | .611        | 78-2.3         | 60         | 5         | 26        | 266-7.8         |
| 2019-20      | 30-29         | 118-299         | .395        | 74-206         | .359        | 31-43          | .721        | 68-2.3         | 72         | 8         | 27        | 341-11.4        |
| 2020-21      | 21-19         | 98-275          | .356        | 49-166         | .295        | 33-46          | .717        | 61-2.9         | 37         | 3         | 21        | 278-13.2        |
| <b>TOTAL</b> | <b>116-68</b> | <b>390-1043</b> | <b>.374</b> | <b>241-706</b> | <b>.341</b> | <b>112-157</b> | <b>.713</b> | <b>275-2.4</b> | <b>208</b> | <b>17</b> | <b>99</b> | <b>1133-9.8</b> |

## 25. YALONDA MCGORMICK (2001-05) — 1,072

| SEASON       | GP-GS         | FGM-FGA         | PCT         | 3PM-3PA        | PCT         | FTM-FTA        | PCT         | REB-AVG        | AST        | BLK       | STL        | PTS-AVG           |
|--------------|---------------|-----------------|-------------|----------------|-------------|----------------|-------------|----------------|------------|-----------|------------|-------------------|
| 2001-02      | 17-0          | 21-72           | .292        | 1-9            | .111        | 7-11           | .636        | 22-1.3         | 30         | 0         | 9          | 50-2.9            |
| 2002-03      | 31-31         | 125-300         | .417        | 17-52          | .327        | 49-69          | .710        | 98-3.2         | 185        | 7         | 100        | 316-10.2          |
| 2003-04      | 29-29         | 126-333         | .378        | 52-145         | .359        | 50-65          | .769        | 114-3.9        | 157        | 11        | 93         | 354-12.2          |
| 2004-05      | 28-27         | 139-369         | .377        | 40-136         | .294        | 34-53          | .642        | 117-4.2        | 167        | 7         | 78         | 352-12.6          |
| <b>TOTAL</b> | <b>105-87</b> | <b>411-1074</b> | <b>.383</b> | <b>110-342</b> | <b>.322</b> | <b>140-198</b> | <b>.707</b> | <b>351-3.3</b> | <b>539</b> | <b>25</b> | <b>280</b> | <b>1,072-10.2</b> |

## 26. JENNIFER JORDAN (1994-96; 1997-99) — 1,050

| SEASON       | GP-GS         | FGM-FGA        | PCT         | 3PM-3PA    | PCT         | FTM-FTA        | PCT         | REB-AVG        | AST       | BLK       | STL        | PTS-AVG          |
|--------------|---------------|----------------|-------------|------------|-------------|----------------|-------------|----------------|-----------|-----------|------------|------------------|
| 1994-95      | 26-7          | 51-113         | .451        | 0-0        | .000        | 69-99          | .697        | 122-4.7        | 6         | 3         | 26         | 171-6.6          |
| 1995-96      | 26-23         | 110-195        | .564        | 0-0        | .000        | 84-126         | .667        | 173-6.7        | 13        | 7         | 34         | 304-11.7         |
| 1996-97      | DNP           |                |             |            |             |                |             |                |           |           |            |                  |
| 1997-98      | 28-4          | 65-131         | .496        | 0-0        | .000        | 55-83          | .663        | 85-3.0         | 7         | 1         | 18         | 185-6.6          |
| 1998-99      | 29-29         | 139-283        | .491        | 0-0        | .000        | 112-157        | .713        | 200-6.9        | 15        | 6         | 31         | 390-13.4         |
| <b>TOTAL</b> | <b>109-63</b> | <b>365-722</b> | <b>.506</b> | <b>0-0</b> | <b>.000</b> | <b>320-465</b> | <b>.688</b> | <b>580-5.3</b> | <b>41</b> | <b>17</b> | <b>109</b> | <b>1,050-9.6</b> |

## 27. CASSAUNDR A WIMES (1994-96; 1997-99) — 1,034

| SEASON       | GP-GS         | FGM-FGA        | PCT         | 3PM-3PA       | PCT         | FTM-FTA        | PCT         | REB-AVG        | AST       | BLK       | STL        | PTS-AVG          |
|--------------|---------------|----------------|-------------|---------------|-------------|----------------|-------------|----------------|-----------|-----------|------------|------------------|
| 1994-95      | 26-7          | 51-113         | .451        | 0-0           | .000        | 69-99          | .697        | 122-4.7        | 6         | 3         | 26         | 171-6.6          |
| 1995-96      | 26-23         | 110-195        | .564        | 0-0           | .000        | 84-126         | .667        | 173-6.7        | 13        | 7         | 34         | 304-11.7         |
| 1996-97      | DNP           |                |             |               |             |                |             |                |           |           |            |                  |
| 1997-98      | 24-13         | 82-202         | .406        | 21-62         | .339        | 37-47          | .787        | 67-2.8         | 23        | 5         | 36         | 222-9.3          |
| 1998-99      | 29-29         | 128-336        | .381        | 23-80         | .288        | 58-82          | .707        | 106-3.7        | 51        | 8         | 47         | 337-11.6         |
| <b>TOTAL</b> | <b>105-72</b> | <b>371-846</b> | <b>.439</b> | <b>44-142</b> | <b>.310</b> | <b>248-354</b> | <b>.701</b> | <b>468-4.5</b> | <b>93</b> | <b>23</b> | <b>143</b> | <b>1,034-9.8</b> |

## 28. MEGHAN SAAKE (1999-03) — 1,030

| SEASON       | GP-GS          | FG-FGA          | PCT         | 3PM-3PA       | PCT         | FTM-FTA        | PCT         | REB-AVG        | AST        | BLK       | STL        | PTS-AVG          |
|--------------|----------------|-----------------|-------------|---------------|-------------|----------------|-------------|----------------|------------|-----------|------------|------------------|
| 1999-00      | 29-29          | 85-250          | .340        | 2-19          | .105        | 22-55          | .400        | 115-4.0        | 71         | 18        | 49         | 194-6.7          |
| 2000-01      | 27-27          | 62-186          | .343        | 5-28          | .179        | 44-70          | .618        | 120-4.5        | 99         | 16        | 74         | 173-6.6          |
| 2001-02      | 31-31          | 139-348         | .401        | 30-94         | .322        | 38-50          | .760        | 152-4.9        | 125        | 25        | 121        | 346-11.2         |
| 2002-03      | 31-31          | 118-299         | .395        | 30-94         | .319        | 51-67          | .761        | 120-3.9        | 108        | 36        | 114        | 317-10.2         |
| <b>TOTAL</b> | <b>118-118</b> | <b>404-1083</b> | <b>.373</b> | <b>67-243</b> | <b>.275</b> | <b>160-242</b> | <b>.661</b> | <b>507-4.3</b> | <b>403</b> | <b>95</b> | <b>358</b> | <b>1,030-8.7</b> |

## 29. RENEE TAYLOR (2005-07) — 1,025

| SEASON       | GP-GS        | FG-FGA         | PCT         | 3PM-3PA        | PCT         | FTM-FTA        | PCT         | REB-AVG        | AST        | BLK      | STL        | PTS-AVG           |
|--------------|--------------|----------------|-------------|----------------|-------------|----------------|-------------|----------------|------------|----------|------------|-------------------|
| 2005-06      | 30-29        | 153-387        | .298        | 49-150         | .327        | 112-134        | .836        | 77-2.6         | 115        | 0        | 71         | 467-15.6          |
| 2006-07      | 30-29        | 180-468        | .385        | 69-227         | .304        | 129-153        | .843        | 79-2.6         | 63         | 1        | 63         | 558-18.6          |
| <b>TOTAL</b> | <b>60-58</b> | <b>333-852</b> | <b>.391</b> | <b>118-377</b> | <b>.313</b> | <b>241-287</b> | <b>.840</b> | <b>156-2.6</b> | <b>178</b> | <b>1</b> | <b>134</b> | <b>1,025-17.1</b> |





# YEAR-BY-YEAR TEAM STATS

Since 1979

| Year    |       | G  | FG-FGA    | Pct  | 3FG-FGA | Pct  | FT-FTA  | Pct  | Reb  | Avg  | A   | TO  | Blk | Stl | Pts  | Avg  |
|---------|-------|----|-----------|------|---------|------|---------|------|------|------|-----|-----|-----|-----|------|------|
| 1979-80 | Miami | 34 | 1068-2363 | .452 | N/A     | N/A  | 358-647 | .553 | 1259 | 37.0 | 481 | 907 | 156 | 582 | 2494 | 73.4 |
|         | Opp.  | 34 | 867-2224  | .390 | N/A     | N/A  | 425-723 | .588 | 1054 | 31.0 | 261 | 882 | 71  | 330 | 2159 | 63.5 |
| 1980-81 | Miami | 38 | 1096-2638 | .415 | N/A     | N/A  | 473-774 | .611 | 1733 | 45.6 | 521 | 931 | 133 | 534 | 2665 | 70.1 |
|         | Opp.  | 38 | 1022-2463 | .415 | N/A     | N/A  | 480-764 | .628 | 1593 | 41.9 | 387 | 971 | 118 | 431 | 2546 | 67.0 |
| 1981-82 | Miami | 29 | 858-2048  | .422 | N/A     | N/A  | 347-607 | .572 | 1376 | 47.4 | 490 | 518 | 107 | 354 | 2063 | 71.1 |
|         | Opp.  | 29 | 778-1978  | .391 | N/A     | N/A  | 321-512 | .627 | 1321 | 45.6 | 378 | 610 | 65  | 251 | 1877 | 64.7 |
| 1982-83 | Miami | 27 | 829-2002  | .414 | N/A     | N/A  | 282-531 | .531 | 1279 | 47.4 | 403 | 530 | 52  | 369 | 1940 | 71.9 |
|         | Opp.  | 27 | 744-1795  | .414 | N/A     | N/A  | 342-558 | .613 | 1294 | 47.9 | 326 | 715 | 70  | 203 | 1830 | 67.8 |
| 1983-84 | Miami | 31 | 961-2065  | .465 | N/A     | N/A  | 342-560 | .611 | 1211 | 39.0 | 460 | 671 | 99  | 462 | 2264 | 73.0 |
|         | Opp.  | 31 | 799-1860  | .429 | N/A     | N/A  | 442-681 | .649 | 1232 | 39.7 | 344 | 811 | 98  | 284 | 2040 | 65.2 |
| 1984-85 | Miami | 28 | 859-1772  | .485 | N/A     | N/A  | 358-554 | .646 | 1005 | 35.9 | 443 | 602 | 70  | 421 | 2076 | 74.1 |
|         | Opp.  | 28 | 743-1702  | .437 | N/A     | N/A  | 367-554 | .662 | 1137 | 40.6 | 332 | 770 | 20  | 308 | 1853 | 66.2 |
| 1985-86 | Miami | 27 | 678-1697  | .400 | N/A     | N/A  | 281-441 | .637 | 883  | 32.7 | 319 | 574 | 36  | 284 | 1637 | 60.6 |
|         | Opp.  | 27 | 782-1575  | .497 | N/A     | N/A  | 414-634 | .653 | 1177 | 43.6 | 418 | 663 | 97  | 304 | 1978 | 73.3 |
| 1986-87 | Miami | 30 | 865-1944  | .445 | N/A     | N/A  | 397-560 | .709 | 921  | 30.7 | 416 | 569 | 16  | 383 | 2127 | 70.9 |
|         | Opp.  | 30 | 939-1862  | .504 | N/A     | N/A  | 273-433 | .630 | 1278 | 42.6 | 437 | 774 | 102 | 298 | 2151 | 71.7 |
| 1987-88 | Miami | 27 | 809-1773  | .456 | 79-219  | .361 | 414-587 | .705 | 1106 | 41.0 | 442 | 634 | 42  | 330 | 2111 | 78.2 |
|         | Opp.  | 27 | 824-1865  | .442 | 34-128  | .266 | 370-569 | .650 | 1138 | 42.1 | 433 | 583 | 51  | 306 | 2052 | 76.0 |
| 1988-89 | Miami | 29 | 845-1805  | .468 | 50-159  | .314 | 494-748 | .660 | 1161 | 40.0 | 442 | 571 | 65  | 266 | 2234 | 77.0 |
|         | Opp.  | 29 | 857-1977  | .433 | 65-209  | .311 | 287-447 | .642 | 1153 | 39.8 | 482 | 595 | 78  | 255 | 2066 | 71.2 |
| 1989-90 | Miami | 31 | 921-1947  | .473 | 73-199  | .367 | 518-714 | .725 | 1172 | 37.8 | 472 | 514 | 83  | 304 | 2433 | 78.5 |
|         | Opp.  | 31 | 810-1901  | .426 | 65-192  | .339 | 327-466 | .702 | 1127 | 36.4 | 478 | 647 | 71  | 209 | 2012 | 64.9 |
| 1990-91 | Miami | 30 | 905-2063  | .439 | 38-116  | .328 | 393-624 | .630 | 1224 | 40.8 | 519 | 516 | 81  | 370 | 2230 | 74.3 |
|         | Opp.  | 30 | 726-1724  | .421 | 53-229  | .231 | 481-741 | .649 | 1229 | 41.0 | 437 | 715 | 144 | 247 | 1997 | 66.6 |
| 1991-92 | Miami | 32 | 966-2085  | .463 | 37-112  | .330 | 525-734 | .715 | 1291 | 40.3 | 559 | 426 | 78  | 405 | 2494 | 77.9 |
|         | Opp.  | 32 | 787-1908  | .412 | 146-472 | .309 | 251-400 | .628 | 1189 | 37.2 | 442 | 670 | 90  | 224 | 1971 | 61.6 |
| 1992-93 | Miami | 31 | 822-2018  | .407 | 99-272  | .364 | 480-724 | .663 | 1321 | 42.6 | 419 | 86  | 470 | 387 | 2223 | 71.0 |
|         | Opp.  | 31 | 677-1664  | .407 | 128-390 | .328 | 345-579 | .596 | 1183 | 38.2 | 424 | 107 | 695 | 220 | 1827 | 58.9 |
| 1993-94 | Miami | 27 | 631-1780  | .354 | 98-343  | .286 | 314-527 | .596 | 1109 | 41.1 | 296 | 469 | 75  | 265 | 1674 | 62.0 |
|         | Opp.  | 27 | 679-1595  | .426 | 105-360 | .292 | 365-558 | .654 | 1207 | 44.7 | 426 | 550 | 86  | 224 | 1828 | 67.7 |
| 1994-95 | Miami | 27 | 652-1726  | .378 | 53-218  | .243 | 374-603 | .620 | 1208 | 44.7 | 255 | 601 | 63  | 286 | 1731 | 64.1 |
|         | Opp.  | 27 | 702-1671  | .420 | 121-387 | .313 | 393-660 | .595 | 1167 | 43.2 | 419 | 580 | 80  | 304 | 1919 | 71.0 |
| 1995-96 | Miami | 27 | 670-1635  | .410 | 73-281  | .260 | 402-624 | .644 | 1068 | 39.6 | 342 | 551 | 63  | 307 | 1815 | 67.2 |
|         | Opp.  | 27 | 619-1530  | .405 | 87-323  | .269 | 427-627 | .681 | 1072 | 39.7 | 389 | 619 | 55  | 272 | 1752 | 64.9 |
| 1996-97 | Total | 29 | 645-1611  | .400 | 123-395 | .311 | 367-545 | .673 | 1013 | 34.9 | 416 | 495 | 96  | 243 | 1780 | 61.4 |
|         | Opp.  | 29 | 680-1681  | .405 | 129-410 | .315 | 294-445 | .661 | 1152 | 39.7 | 454 | 539 | 59  | 251 | 1783 | 61.5 |
| 1997-98 | Miami | 29 | 749-1738  | .431 | 110-331 | .332 | 520-721 | .721 | 1098 | 37.9 | 428 | 72  | 553 | 268 | 2128 | 73.4 |
|         | Opp.  | 29 | 760-1781  | .427 | 153-476 | .321 | 367-547 | .671 | 1141 | 39.3 | 469 | 61  | 617 | 265 | 2040 | 70.3 |
| 1998-99 | Miami | 29 | 715-1664  | .430 | 84-285  | .291 | 489-687 | .712 | 1085 | 37.4 | 419 | 526 | 97  | 252 | 2003 | 69.1 |
|         | Opp.  | 29 | 710-1783  | .398 | 125-409 | .306 | 380-564 | .674 | 1157 | 39.9 | 410 | 568 | 77  | 273 | 1925 | 66.4 |
| 1999-00 | Miami | 29 | 730-1844  | .396 | 92-318  | .289 | 330-516 | .640 | 1126 | 38.8 | 483 | 470 | 79  | 289 | 1882 | 64.9 |
|         | Opp.  | 29 | 705-1702  | .414 | 123-404 | .304 | 361-552 | .654 | 1197 | 41.3 | 413 | 575 | 66  | 245 | 1894 | 65.3 |

RECORDS

# YEAR-BY-YEAR TEAM STATS

Since 1979

| Year    |       | G  | FG-FGA   | Pct  | 3FG-FGA | Pct  | FT-FTA  | Pct  | Reb  | Avg  | A   | TO  | Blk | Stl | Pts  | Avg  |
|---------|-------|----|----------|------|---------|------|---------|------|------|------|-----|-----|-----|-----|------|------|
| 2000-01 | Miami | 28 | 704-1776 | .396 | 76-270  | .281 | 290-491 | .591 | 1131 | 40.4 | 461 | 544 | 103 | 367 | 1774 | 63.4 |
|         | Opp.  | 28 | 643-1600 | .402 | 123-435 | .283 | 337-532 | .633 | 1143 | 40.8 | 416 | 660 | 78  | 303 | 1746 | 62.4 |
| 2001-02 | Total | 31 | 800-1975 | .405 | 106-377 | .281 | 344-541 | .636 | 1212 | 39.1 | 496 | 606 | 153 | 432 | 2050 | 66.1 |
|         | Opp.  | 31 | 701-1741 | .403 | 158-491 | .322 | 407-625 | .651 | 1255 | 40.5 | 448 | 741 | 94  | 358 | 1967 | 63.5 |
| 2002-03 | Miami | 31 | 896-2031 | .441 | 115-366 | .314 | 408-591 | .690 | 1254 | 40.5 | 554 | 639 | 143 | 441 | 2315 | 74.7 |
|         | Opp.  | 31 | 769-1867 | .412 | 166-482 | .344 | 423-647 | .654 | 1223 | 39.5 | 493 | 737 | 104 | 334 | 2127 | 68.6 |
| 2003-04 | Miami | 29 | 800-1761 | .454 | 130-389 | .334 | 409-563 | .726 | 1112 | 38.3 | 529 | 577 | 121 | 349 | 2139 | 73.8 |
|         | Opp.  | 29 | 677-1696 | .399 | 141-470 | .300 | 390-531 | .734 | 1034 | 35.7 | 415 | 626 | 104 | 282 | 1885 | 65.0 |
| 2004-05 | Miami | 29 | 702-1739 | .404 | 135-456 | .296 | 317-450 | .704 | 1042 | 35.9 | 456 | 541 | 84  | 306 | 1856 | 64.0 |
|         | Opp.  | 29 | 708-1721 | .411 | 159-466 | .341 | 424-601 | .705 | 1178 | 40.6 | 425 | 555 | 93  | 298 | 1999 | 68.9 |
| 2005-06 | Miami | 30 | 808-1841 | .439 | 221-652 | .339 | 437-583 | .750 | 1079 | 36.0 | 437 | 577 | 95  | 344 | 2274 | 75.8 |
|         | Opp.  | 30 | 773-1825 | .424 | 164-484 | .339 | 442-643 | .687 | 1213 | 40.4 | 418 | 645 | 87  | 293 | 2152 | 71.7 |
| 2006-07 | Miami | 30 | 740-1851 | .400 | 189-607 | .311 | 330-477 | .692 | 1097 | 36.6 | 359 | 535 | 86  | 293 | 1999 | 66.6 |
|         | Opp.  | 30 | 775-1861 | .416 | 153-466 | .328 | 418-593 | .705 | 1281 | 42.7 | 449 | 554 | 100 | 258 | 2121 | 70.7 |
| 2007-08 | Miami | 30 | 691-1838 | .376 | 178-609 | .292 | 250-411 | .608 | 1096 | 36.5 | 387 | 510 | 85  | 319 | 1810 | 60.3 |
|         | Opp.  | 30 | 692-1645 | .421 | 172-509 | .338 | 357-507 | .704 | 1163 | 38.8 | 426 | 587 | 83  | 232 | 1913 | 63.8 |
| 2008-09 | Miami | 30 | 756-1901 | .398 | 134-484 | .277 | 323-505 | .640 | 1129 | 37.6 | 451 | 496 | 137 | 329 | 1969 | 65.6 |
|         | Opp.  | 30 | 704-1786 | .394 | 144-454 | .317 | 377-549 | .687 | 1279 | 42.6 | 411 | 619 | 102 | 257 | 1929 | 64.3 |
| 2009-10 | Miami | 36 | 972-2349 | .414 | 228-669 | .341 | 521-767 | .679 | 1523 | 42.3 | 506 | 601 | 147 | 398 | 2693 | 74.8 |
|         | Opp.  | 36 | 859-2196 | .391 | 202-640 | .316 | 462-669 | .691 | 1451 | 40.3 | 484 | 736 | 109 | 276 | 2382 | 66.2 |
| 2010-11 | Miami | 33 | 934-2182 | .428 | 201-662 | .304 | 567-825 | .687 | 1354 | 41.0 | 496 | 547 | 136 | 452 | 2636 | 79.9 |
|         | Opp.  | 33 | 756-1960 | .386 | 162-547 | .296 | 396-565 | .701 | 1314 | 39.8 | 402 | 810 | 91  | 263 | 2070 | 62.7 |
| 2011-12 | Total | 32 | 887-2135 | .415 | 199-625 | .318 | 457-646 | .707 | 1386 | 43.3 | 481 | 537 | 132 | 414 | 2430 | 75.9 |
|         | Opp.  | 32 | 687-1870 | .367 | 110-416 | .264 | 347-504 | .688 | 1217 | 38.0 | 357 | 735 | 112 | 241 | 1831 | 57.2 |
| 2012-13 | Miami | 32 | 751-1943 | .387 | 134-483 | .277 | 445-639 | .696 | 1399 | 43.7 | 412 | 604 | 135 | 297 | 2081 | 65.0 |
|         | Opp.  | 32 | 703-1945 | .361 | 121-427 | .283 | 369-563 | .655 | 1245 | 38.9 | 384 | 604 | 98  | 310 | 1896 | 59.2 |
| 2013-14 | Miami | 31 | 794-1968 | .403 | 176-582 | .302 | 395-597 | .662 | 1254 | 40.5 | 393 | 470 | 135 | 267 | 2159 | 69.6 |
|         | Opp.  | 31 | 714-1875 | .381 | 166-534 | .311 | 422-660 | .639 | 1310 | 42.3 | 391 | 546 | 93  | 214 | 2016 | 65.0 |
| 2014-15 | Miami | 33 | 796-2026 | .393 | 216-686 | .315 | 419-626 | .669 | 1288 | 39.0 | 353 | 472 | 138 | 302 | 2227 | 67.5 |
|         | Opp.  | 33 | 718-1834 | .391 | 160-501 | .319 | 415-618 | .672 | 1282 | 38.8 | 365 | 605 | 98  | 214 | 2011 | 60.9 |
| 2015-16 | Miami | 33 | 890-2067 | .431 | 217-644 | .337 | 337-530 | .636 | 1310 | 39.7 | 514 | 514 | 114 | 321 | 2334 | 70.7 |
|         | Opp.  | 33 | 734-1910 | .384 | 159-503 | .316 | 376-572 | .657 | 1235 | 37.4 | 381 | 624 | 110 | 239 | 2003 | 60.7 |
| 2016-17 | Miami | 33 | 889-2013 | .442 | 200-593 | .337 | 401-594 | .675 | 1257 | 38.1 | 464 | 524 | 118 | 307 | 2379 | 72.1 |
|         | Opp.  | 33 | 760-1908 | .398 | 178-599 | .297 | 387-607 | .638 | 1159 | 35.1 | 381 | 582 | 112 | 228 | 2085 | 63.2 |
| 2017-18 | Miami | 32 | 835-1944 | .430 | 162-535 | .303 | 442-648 | .682 | 1260 | 39.4 | 441 | 558 | 110 | 308 | 2274 | 71.1 |
|         | Opp.  | 32 | 730-1890 | .386 | 183-619 | .296 | 408-589 | .693 | 1167 | 36.5 | 398 | 624 | 109 | 267 | 2051 | 64.1 |
| 2018-19 | Miami | 34 | 907-2016 | .450 | 236-659 | .358 | 451-662 | .681 | 1440 | 42.4 | 517 | 536 | 132 | 222 | 2501 | 73.6 |
|         | Opp.  | 34 | 773-2137 | .362 | 248-807 | .307 | 366-516 | .709 | 1190 | 35.0 | 442 | 455 | 104 | 241 | 2160 | 63.5 |
| 2019-20 | Miami | 30 | 681-1768 | .385 | 203-652 | .311 | 361-552 | .654 | 1141 | 38.0 | 384 | 514 | 113 | 260 | 1926 | 64.2 |
|         | Opp.  | 30 | 707-1753 | .403 | 175-556 | .315 | 378-504 | .750 | 1104 | 36.8 | 427 | 496 | 84  | 195 | 1967 | 65.6 |
| 2020-21 | Miami | 22 | 530-1335 | .397 | 147-498 | .295 | 246-368 | .668 | 808  | 36.7 | 272 | 302 | 36  | 156 | 1453 | 66.0 |
|         | Opp.  | 22 | 555-1344 | .413 | 155-527 | .294 | 206-297 | .694 | 862  | 39.2 | 307 | 337 | 63  | 136 | 1471 | 66.9 |

RECORDS





# HURRICANE HISTORY

|  |         |
|--|---------|
| Year-By-Year Records .....                   | 128     |
| All-Time Results .....                       | 139-144 |
| Series Records .....                         | 145-147 |
| Series Results .....                         | 148-165 |
| History vs. Conferences.....                 | 166-167 |
| ACC/Big 10 Challenge History .....           | 168     |
| Conference Tournament History.....           | 169-170 |
| NCAA Tournament History .....                | 171     |
| WNIT & AIAW Tournament History .....         | 172     |
| NCAA Tournament Teams.....                   | 173-177 |
| WNIT Teams.....                              | 178-179 |
| Hurricanes in the Polls.....                 | 180-181 |
| Hurricane Honors.....                        | 182-185 |
| UM Sports HOF, ACC Legends & Pro Canes ..... | 186     |
| Past Coaches .....                           | 187     |
| Hurricane Letter Winners.....                | 188-190 |
| Hurricane Jersey Numbers.....                | 191-193 |
| Retired/Honored Jerseys .....                | 194-197 |
| All-Time Career Stats.....                   | 198-222 |

# YEAR-BY-YEAR RECORDS

| Season                             | Coach               | Overall        | Non-Con.       | Conf.    | Record               | Finish | Home                       | Away           | Neutral      | Postseason                    |
|------------------------------------|---------------------|----------------|----------------|----------|----------------------|--------|----------------------------|----------------|--------------|-------------------------------|
| 1972-73                            | Barry Schimer       | 2-6            | N/A            | FAIAW    | N/A                  | 5th*   | 1-1                        | 1-3            | 0-2          | —                             |
| 1973-74                            | Barry Schimer       | 6-3            | N/A            | FAIAW    | N/A                  | 5th*   | 2-0                        | 4-1            | 0-2          | —                             |
| 1974-75                            | Barry Schimer       | 8-6            | N/A            | FAIAW    | N/A                  | 2nd*   | 3-0                        | 3-2            | 2-4          | —                             |
| <b>Schimer's Totals</b>            |                     | <b>16-15</b>   | —              | —        | —                    | —      | <b>6-1</b>                 | <b>8-6</b>     | <b>2-8</b>   | —                             |
| 1975-76                            | Shula Feuer         | 7-13           | N/A            | FAIAW    | N/A                  | 5th*   | 3-4                        | 2-4            | 2-5          | —                             |
| 1976-77                            | Shula Feuer         | 9-11           | N/A            | FAIAW    | N/A                  | T-3rd* | 8-3                        | 1-6            | 0-2          | —                             |
| <b>Feuer's Totals</b>              |                     | <b>16-24</b>   | —              | —        | —                    | —      | <b>11-7</b>                | <b>3-10</b>    | <b>2-7</b>   | —                             |
| 1977-78                            | Isabella Hutchinson | 8-8            | N/A            | FAIAW    | N/A                  | 5th*   | 3-2                        | 3-3            | 2-3          | —                             |
| <b>Hutchinson's Totals</b>         |                     | <b>8-8</b>     | —              | —        | —                    | —      | <b>3-2</b>                 | <b>3-3</b>     | <b>2-3</b>   | —                             |
| 1978-79                            | Lin Dunn            | 10-13          | N/A            | FAIAW    | N/A                  | 5th*   | 5-3                        | 4-5            | 1-5          | —                             |
| 1979-80                            | Lin Dunn            | 18-16          | N/A            | FAIAW    | N/A                  | T-3rd* | 9-7                        | 7-6            | 2-3          | —                             |
| 1980-81                            | Lin Dunn            | 24-15          | N/A            | FAIAW    | N/A                  | 1st*   | 17-6                       | 4-7            | 3-2          | AIAW First Round              |
| 1981-82                            | Lin Dunn            | 19-10          | N/A            | FAIAW    | N/A                  | T-3rd* | 11-3                       | 5-4            | 3-3          | AIAW First Round              |
| 1982-83                            | Lin Dunn            | 14-13          | —              | —        | —                    | —      | 8-5                        | 3-5            | 3-3          | —                             |
| 1983-84                            | Lin Dunn            | 19-12          | —              | —        | —                    | —      | 11-3                       | 6-5            | 2-4          | —                             |
| 1984-85                            | Lin Dunn            | 21-7           | —              | —        | —                    | —      | 16-1                       | 4-4            | 1-2          | —                             |
| 1985-86                            | Lin Dunn            | 9-18           | —              | —        | —                    | —      | 6-7                        | 1-8            | 2-3          | —                             |
| 1986-87                            | Lin Dunn            | 15-15          | —              | —        | —                    | —      | 9-6                        | 3-4            | 3-5          | —                             |
| <b>Dunn's Totals</b>               |                     | <b>149-119</b> | —              | —        | —                    | —      | <b>92-41</b>               | <b>37-48</b>   | <b>20-30</b> | —                             |
| 1987-88                            | Ken Patrick         | 14-13          | —              | —        | —                    | —      | 7-6                        | 5-7            | 3-0          | —                             |
| <b>Patrick's Totals</b>            |                     | <b>14-13</b>   | —              | —        | —                    | —      | <b>7-6</b>                 | <b>5-7</b>     | <b>3-0</b>   | —                             |
| 1988-89                            | Ferne Labati        | 21-8           | —              | —        | —                    | —      | 11-1                       | 7-7            | 3-0          | NCAA First Round              |
| 1989-90                            | Ferne Labati        | 25-6           | —              | —        | —                    | —      | 13-1                       | 8-1            | 4-4          | WNIT First Round              |
| 1990-91                            | Ferne Labati        | 20-10          | 8-7            | NSWAC    | 9-3                  | 1st^   | 9-6                        | 5-4            | 6-0          | —                             |
| 1991-92                            | Ferne Labati        | 30-2           | 8-1            | BIG EAST | 18-0                 | 1st    | 17-0                       | 11-1           | 2-1          | NCAA Sweet 16                 |
| 1992-93                            | Ferne Labati        | 24-7           | 5-3            | BIG EAST | 15-3                 | T-1st  | 13-3                       | 9-4            | 2-0          | NCAA Second Round             |
| 1993-94                            | Ferne Labati        | 10-17          | 3-5            | BIG EAST | 7-11                 | T-6th  | 7-5                        | 2-8            | 1-4          | —                             |
| 1994-95                            | Ferne Labati        | 11-16          | 3-5            | BIG EAST | 8-10                 | 6th    | 6-7                        | 5-7            | 0-2          | —                             |
| 1995-96                            | Ferne Labati        | 14-13          | 5-3            | BIG EAST | 9-9                  | T-4th  | 10-6                       | 4-6            | 0-1          | —                             |
| 1996-97                            | Ferne Labati        | 15-14          | 5-3            | BIG EAST | 8-10                 | T-6th  | 8-5                        | 5-8            | 2-1          | —                             |
| 1997-98                            | Ferne Labati        | 19-10          | 5-3            | BIG EAST | 13-5                 | 3rd    | 12-1                       | 5-8            | 2-1          | NCAA First Round              |
| 1998-99                            | Ferne Labati        | 15-14          | 5-3            | BIG EAST | 9-9                  | T-6th  | 10-4                       | 4-10           | 1-0          | WNIT First Round              |
| 1999-00                            | Ferne Labati        | 14-15          | 6-5            | BIG EAST | 7-9                  | T-6th  | 9-8                        | 4-6            | 1-1          | —                             |
| 2000-01                            | Ferne Labati        | 13-15          | 7-4            | BIG EAST | 6-10                 | T-8th  | 11-6                       | 2-8            | 0-1          | —                             |
| 2001-02                            | Ferne Labati        | 19-12          | 7-4            | BIG EAST | 10-6                 | 5th    | 12-3                       | 5-8            | 2-1          | WNIT First Round              |
| 2002-03                            | Ferne Labati        | 18-13          | 8-3            | BIG EAST | 8-8                  | 7th    | 11-4                       | 5-7            | 2-2          | NCAA First Round              |
| 2003-04                            | Ferne Labati        | 22-7           | 11-0           | BIG EAST | 11-5                 | T-4th  | 12-2                       | 7-3            | 3-2          | NCAA First Round              |
| 2004-05                            | Ferne Labati        | 13-16          | 8-5            | ACC      | 4-10                 | 9th    | 9-5                        | 2-9            | 2-2          | —                             |
| <b>Labati's Totals</b>             |                     | <b>303-195</b> | <b>94-54</b>   | —        | <b>186-122</b>       | —      | <b>180-67</b>              | <b>90-105</b>  | <b>33-23</b> | —                             |
| 2005-06                            | Katie Meier         | 17-13          | 10-3           | ACC      | 6-8                  | 6th    | 13-5                       | 4-6            | 0-2          | WNIT Second Round             |
| 2006-07                            | Katie Meier         | 11-19          | 9-6            | ACC      | 2-12                 | 11th   | 9-6                        | 2-13           | 0-0          | —                             |
| 2007-08                            | Katie Meier         | 9-21           | 7-8            | ACC      | 2-12                 | T-10th | 6-13                       | 2-6            | 1-2          | —                             |
| 2008-09                            | Katie Meier         | 13-17          | 11-4           | ACC      | 2-12                 | T-10th | 9-9                        | 4-7            | 0-1          | —                             |
| 2009-10                            | Katie Meier         | 22-14          | 13-2           | ACC      | 4-10                 | T-10th | 13-6                       | 9-7            | 0-1          | WNIT Finals                   |
| 2010-11                            | Katie Meier         | 28-5           | 14-1           | ACC      | 12-2                 | T-1st  | 20-0                       | 6-3            | 2-2          | NCAA Second Round             |
| 2011-12                            | Katie Meier         | 26-6           | 11-2           | ACC      | 14-2                 | 2nd    | 16-0                       | 9-5            | 1-1          | NCAA Second Round             |
| 2012-13                            | Katie Meier         | 21-11          | 9-2            | ACC      | 11-7                 | T-4th  | 15-3                       | 5-7            | 0-2          | NCAA First Round              |
| 2013-14                            | Katie Meier         | 16-15          | 8-5            | ACC      | 8-8                  | 8th    | 10-9                       | 6-5            | 0-1          | WNIT First Round              |
| 2014-15                            | Katie Meier         | 20-13          | 10-3           | ACC      | 8-8                  | 8th    | 15-3                       | 2-9            | 3-1          | NCAA Second Round             |
| 2015-16                            | Katie Meier         | 24-9           | 12-1           | ACC      | 10-6                 | T-5th  | 13-3                       | 8-3            | 3-3          | NCAA First Round              |
| 2016-17                            | Katie Meier         | 24-9           | 11-1           | ACC      | 10-6                 | 7th    | 14-2                       | 7-5            | 3-2          | NCAA Second Round             |
| 2017-18                            | Katie Meier         | 21-11          | 10-3           | ACC      | 10-6                 | T-6th  | 13-5                       | 5-4            | 2-3          | NCAA First Round              |
| 2018-19                            | Katie Meier         | 25-9           | 12-3           | ACC      | 12-4                 | 4th    | 17-3                       | 6-5            | 2-1          | NCAA Second Round             |
| 2019-20                            | Katie Meier         | 15-15          | 8-3            | ACC      | 7-11                 | T-11th | 12-6                       | 2-8            | 1-1          | N/A#                          |
| 2020-21                            | Katie Meier         | 11-11          | 3-0            | ACC      | 8-10                 | T-9th  | 8-4                        | 3-6            | 0-1          | —                             |
| <b>Meier's Totals</b>              |                     | <b>303-198</b> | <b>158-47</b>  | —        | <b>126-124</b>       | —      | <b>203-77</b>              | <b>80-99</b>   | <b>18-24</b> | —                             |
| <b>Overall Totals (49 seasons)</b> |                     | <b>809-572</b> | <b>212-101</b> | —        | <b>268-232</b>       | —      | <b>502-201</b>             | <b>226-278</b> | <b>80-95</b> | <b>22 Postseasons (15-23)</b> |
|                                    |                     |                |                |          | <b>(130-134 ACC)</b> |        | <b>(220-86 at Watsco*)</b> |                |              |                               |

\* Finish based off postseason conference tournament.

\* Watsco Center record is from Jan. 15, 2003 to present except for a game on Dec. 1, 2006 played at the Knight Sports Complex.

# In 2019-20, all postseason play was canceled due to the novel coronavirus (COVID-19).

HISTORY





# ALL-TIME RESULTS

## 1972-73

**Record: 2-6 (1-1 H, 1-3 A, 0-2 N)**

**Head Coach: Barry Schimer**

| Date | W/L | Opponent            | Score |
|------|-----|---------------------|-------|
| J9   | L   | MIAMI-DADE NORTH    | 37-21 |
| J12  | W   | at Broward Central  | 36-26 |
| F8   | L   | at Miami-Dade South | 56-26 |
| F13  | W   | BROWARD CENTRAL     | 41-25 |
| F15  | L   | at Barry College    | 51-45 |
| F22  | L   | at Miami-Dade North | 47-36 |
| F26  | L   | vs. Florida Tech=   | 38-31 |
| F27  | L   | vs. Florida A&M=    | 55-47 |

= FAIAW State Championship Tournament (Miami, Fla.)

## 1973-74

**Record: 6-3 (2-0 H, 4-1 A, 0-2 N)**

**Head Coach: Barry Schimer**

| Date | W/L | Opponent            | Score |
|------|-----|---------------------|-------|
| J30  | W   | at Broward Central  | 43-27 |
| F1   | W   | at Barry College    | 44-41 |
| F12  | W   | at Miami-Dade South | 48-47 |
| F13  | W   | at Miami-Dade North | 29-23 |
| F18  | L   | at Miami-Dade North | 38-36 |
| F19  | W   | BARRY COLLEGE       | 41-33 |
| F21  | W   | BROWARD CENTRAL     | 44-28 |
| F26  | L   | vs. Flagler=        | 74-38 |
| F27  | L   | vs. Florida Tech=   | 41-36 |

= FAIAW State Championship Tournament (Miami, Fla.)

## 1974-75

**Record: 8-6 (3-0 H, 3-2 A, 2-4 N)**

**Head Coach: Barry Schimer**

| Date | W/L | Opponent               | Score |
|------|-----|------------------------|-------|
| NA   | W   | at Miami-Dade Downtown | 65-21 |
| NA   | W   | MIAMI-DADE DOWNTOWN    | 58-26 |
| NA   | L   | at Flagler^            | 62-49 |
| NA   | L   | vs. Florida^           | 58-45 |
| NA   | L   | vs. Miami-Dade North^  | 65-49 |
| NA   | W   | MIAMI-DADE NORTH       | 44-38 |
| NA   | W   | at Broward Central     | 49-19 |
| NA   | W   | BROWARD CENTRAL        | 61-26 |
| NA   | W   | at Miami-Dade South    | 60-52 |
| NA   | L   | at Miami-Dade North    | 54-46 |
| NA   | L   | vs. Florida=           | 67-32 |
| NA   | W   | vs. Florida A&M=       | 59-38 |
| NA   | W   | vs. Florida Tech=      | 53-32 |
| NA   | L   | vs. Florida State=     | 59-45 |

^ Flagler Invitational (St. Augustine, Fla.)

= FAIAW State Championship Tournament (Lake City, Fla.)

## 1975-76

**Record: 7-13 (3-4 H, 2-4 A, 2-5 N)**

**Head Coach: Shula Fever**

| Date | W/L | Opponent            | Score  |
|------|-----|---------------------|--------|
| J3   | L   | MARYMACK (MO)       | 63-53  |
| J14  | W   | HOMESTEAD AFB       | 100-20 |
| J17  | L   | FLORIDA TECH        | 60-57  |
| J20  | L   | at Miami-Dade South | 49-40  |

|     |   |                        |        |
|-----|---|------------------------|--------|
| J22 | W | at Miami-Dade Downtown | 74-54  |
| J27 | L | MIAMI-DADE NORTH       | 80-58  |
| J29 | W | FIU                    | 56-38  |
| F2  | L | at Broward Central     | 69-65  |
| F3  | W | MIAMI-DADE DOWNTOWN    | 71-38  |
| F6  | W | vs. USF^               | 59-52  |
| F7  | L | vs. Miami-Dade South^  | 62-60  |
| F7  | W | vs. Florida Tech^      | 60-55  |
| F9  | L | at Florida             | 103-53 |
| F11 | L | at Miami-Dade North    | 64-49  |
| F17 | L | FIU                    | 57-50  |
| F20 | L | vs. Florida&           | 83-41  |
| F21 | L | vs. Broward Central&   | 91-65  |
| F23 | W | at Homestead AFB       | 63-50  |
| F26 | L | vs. FIU=               | 59-57  |
| F27 | L | vs. USF=               | 71-46  |

^ Flagler Invitational (St. Augustine, Fla.)

& Miami-Dade North CC Invitational (Miami, Fla.)

= FAIAW State Championship Tournament (Lake City, Fla.)

## 1976-77

**Record: 9-11 (8-3 H, 1-6 A, 0-2 N)**

**Head Coach: Shula Fever**

| Date | W/L | Opponent               | Score  |
|------|-----|------------------------|--------|
| J9   | W   | MANHATTANVILLE         | 48-46  |
| J13  | W   | at Miami-Dade Downtown | 75-56  |
| J24  | L   | at Miami-Dade North    | 106-69 |
| J26  | W   | MIAMI-DADE SOUTH       | 42-39  |
| J28  | L   | at USF                 | 59-46  |
| J29  | L   | at Tampa               | 50-45  |
| F1   | L   | at FIU                 | 57-49  |
| F4   | L   | at Broward Central     | 69-59  |
| F6   | W   | STETSON                | 74-59  |
| F7   | L   | at Miami-Dade South    | 56-50  |
| F8   | L   | FLORIDA                | 75-28  |
| F10  | W   | MIAMI-DADE DOWNTOWN    | 67-45  |
| F14  | W   | FIU                    | 73-65  |
| F16  | W   | BROWARD CENTRAL        | 75-64  |
| F18  | L   | vs. Broward Central&   | 72-65  |
| F19  | L   | vs. FIU&               | 52-48  |
| F22  | W   | MIAMI-DADE NORTH       | 75-68  |
| F24  | W   | FIU=                   | 64-51  |
| F25  | L   | FLORIDA=               | 73-41  |
| F26  | L   | FIU=                   | 66-58  |

& Miami-Dade North CC Invitational (Miami, Fla.)

= FAIAW State Championship Tournament (Coral Gables, Fla.)

## 1977-78

**Record: 8-8 (3-2 H, 3-3 A, 2-3 N)**

**Head Coach: Isabella Hutchinson**

| Date | W/L | Opponent                | Score |
|------|-----|-------------------------|-------|
| J16  | W   | at Miami-Dade New World | 63-57 |
| J20  | W   | MIAMI-DADE SOUTH        | 73-69 |
| J23  | W   | FIU                     | 71-42 |
| J25  | W   | at Miami-Dade North     | 88-34 |
| J27  | L   | USF                     | 71-65 |
| J28  | L   | at Florida              | 84-47 |
| F1   | L   | at Broward Central      | 59-47 |
| F7   | L   | at Miami-Dade South     | 53-46 |
| F8   | W   | at FIU                  | 54-50 |
| F13  | W   | MIA-DADE NEW WORLD      | 67-41 |

# ALL-TIME RESULTS

|     |   |                           |       |
|-----|---|---------------------------|-------|
| F17 | W | vs. Miami-Dade New World& | 54-41 |
| F18 | W | vs. FIU&                  | 50-43 |
| F18 | L | vs. Miami-Dade South&     | 69-59 |
| F21 | L | BROWARD CENTRAL           | 70-62 |
| F23 | L | vs. Florida=              | 76-55 |
| F24 | L | vs. Florida State=        | 66-56 |

& Miami-Dade North CC Invitational (Miami, Fla.)  
= FAIAW State Championship Tournament (Tampa, Fla.)

## 1978-79

**Record: 10-13 (5-3 H, 4-5 A, 1-5 N)**

**Head Coach: Lin Dunn**

| Date | W/L | Opponent                  | Score |
|------|-----|---------------------------|-------|
| NA   | L   | at Broward Central        | 77-61 |
| NA   | L   | at Florida State          | 79-53 |
| NA   | L   | at Florida A&M            | 67-37 |
| NA   | W   | MIAMI-DADE NEW WORLD      | 52-35 |
| NA   | W   | at Tampa                  | 56-49 |
| NA   | L   | at USF                    | 72-33 |
| NA   | W   | MIAMI-DADE NORTH          | 74-42 |
| NA   | L   | vs. UCF <sup>^</sup>      | 69-51 |
| NA   | L   | vs. Stetson <sup>^</sup>  | 66-57 |
| NA   | L   | BROWARD CENTRAL           | 93-82 |
| NA   | W   | MIAMI-DADE SOUTH          | 66-60 |
| NA   | L   | FLORIDA STATE             | 74-64 |
| NA   | W   | FIU                       | 74-44 |
| NA   | L   | FLORIDA A&M               | 90-58 |
| NA   | L   | at Stetson                | 60-44 |
| NA   | W   | FIU                       | 86-58 |
| NA   | W   | at Miami-Dade North       | 97-61 |
| NA   | L   | vs. Broward Central&      | 81-58 |
| NA   | W   | vs. Miami-Dade New World& | 79-54 |
| NA   | W   | at Miami-Dade North&      | 86-44 |
| NA   | W   | at Miami-Dade New World   | 81-63 |
| NA   | L   | vs. Florida State=        | 73-57 |
| NA   | L   | vs. USF=                  | 85-45 |

<sup>^</sup> Flagler Invitational (St. Augustine, Fla.)  
& Miami-Dade North CC Invitational (Miami, Fla.)  
= FAIAW State Championship Tournament (Orlando, Fla.)

## 1979-80

**Record: 18-16 (9-7 H, 7-6 A, 2-3 N)**

**Head Coach: Lin Dunn**

| Date | W/L | Opponent                | Score  |
|------|-----|-------------------------|--------|
| N28  | W   | at Broward Central      | 101-38 |
| D1   | W   | MIAMI-DADE NORTH        | 77-56  |
| D8   | W   | at Miami-Dade North     | 90-66  |
| D10  | W   | at Miami-Dade New World | 98-35  |
| D11  | W   | MIAMI-DADE SOUTH        | 84-71  |
| D14  | L   | FLORIDA STATE           | 82-64  |
| D17  | L   | ORAL ROBERTS            | 68-58  |
| D31  | L   | KANSAS                  | 101-62 |
| J1   | L   | LAMAR                   | 78-56  |
| J2   | L   | EDINBORO STATE          | 70-62  |
| J4   | L   | ALABAMA                 | 73-61  |
| J6   | W   | UPPER IOWA              | 70-39  |
| J7   | W   | ARMY WEST POINT         | 73-62  |
| J10  | W   | MIAMI-DADE NEW WORLD    | 89-54  |
| J12  | L   | FLORIDA                 | 80-71  |
| J15  | W   | FIU                     | 98-41  |
| J18  | L   | at Florida Southern     | 71-69  |
| J19  | W   | at USF                  | 84-72  |

|     |   |                           |        |
|-----|---|---------------------------|--------|
| J22 | L | at Florida State          | 93-74  |
| J26 | L | vs. USF <sup>^</sup>      | 81-76  |
| J27 | W | at Flagler <sup>^</sup>   | 74-73  |
| F2  | W | USF                       | 72-55  |
| F5  | W | FIU                       | 83-35  |
| F8  | L | at Stetson                | 72-50  |
| F9  | L | at UCF                    | 57-56  |
| F12 | W | BROWARD CENTRAL           | 104-35 |
| F14 | W | vs. Miami-Dade New World& | 85-19  |
| F15 | W | at Miami-Dade North&      | 55-52  |
| F16 | W | vs. Flagler&              | 64-62  |
| F18 | L | at Florida                | 77-66  |
| F20 | L | vs. Florida=              | 81-66  |
| F21 | W | at USF=                   | 84-77  |
| F22 | L | vs. Florida State=        | 72-61  |
| F28 | L | at Miami-Dade South       | 60-57  |

<sup>^</sup> Flagler Invitational (St. Augustine, Fla.)  
& Miami-Dade North CC Invitational (Miami, Fla.)  
= FAIAW State Championship Tournament (Tampa, Fla.)

## 1980-81

**Record: 24-15 (17-6 H, 4-7 A, 3-2 N)**

**Head Coach: Lin Dunn**

| Date | W/L | Opponent                  | Score  |
|------|-----|---------------------------|--------|
| N17  | W   | BROWARD CENTRAL           | 87-49  |
| N21  | L   | at UAB&                   | 79-63  |
| N22  | L   | vs. South Alabama&        | 74-51  |
| N24  | W   | USF                       | 78-60  |
| D2   | W   | MIAMI-DADE SOUTH          | 75-51  |
| D6   | L   | at Florida State          | 87-73  |
| D7   | L   | at Florida A&M            | 72-50  |
| D10  | W   | MIAMI-DADE NEW WORLD      | 82-55  |
| D15  | W   | GEORGIA TECH              | 86-80  |
| D28  | W   | WEST VIRGINIA% (OT)       | 89-87  |
| D29  | L   | JACKSON STATE%            | 71-45  |
| D30  | W   | MIDDLE TENNESSEE%         | 80-74  |
| J1   | W   | WEST KENTUCKY\$           | 76-65  |
| J2   | L   | DRAKE\$                   | 101-63 |
| J4   | L   | ST. JOSEPH'S\$            | 73-52  |
| J5   | L   | AUBURN                    | 78-72  |
| J9   | W   | at USF                    | 59-41  |
| J10  | L   | at Florida                | 84-55  |
| J16  | L   | at NC State               | 97-50  |
| J17  | L   | vs. North Carolina+       | 75-61  |
| J20  | W   | BETHUNE-COOKMAN (forfeit) | 2-0    |
| J22  | W   | MIAMI-DADE NORTH          | 80-60  |
| J23  | L   | UAB                       | 83-71  |
| J27  | W   | FIU                       | 109-56 |
| J31  | L   | FLORIDA STATE             | 62-55  |
| F3   | L   | at Miami-Dade South       | 63-60  |
| F6   | W   | UCF                       | 86-75  |
| F7   | W   | FLORIDA                   | 75-64  |
| F10  | W   | at Miami-Dade New World   | 72-57  |
| F13  | W   | at Broward Central        | 69-50  |
| F14  | W   | STETSON                   | 70-58  |
| F15  | W   | DAYTON                    | 62-58  |
| F20  | W   | FLORIDA A&M               | 79-47  |
| F21  | W   | FIU                       | 84-56  |
| F23  | W   | at Miami-Dade North       | 58-48  |
| F26  | W   | vs. USF=                  | 69-47  |
| F27  | W   | vs. Florida State=        | 79-70  |
| F28  | W   | vs. Florida=              | 65-59  |
| M5   | L   | at Southern Miss@         | 80-76  |

& UAB Invitational (Birmingham, Ala.)





# ALL-TIME RESULTS

% Hurricane Christmas Classic (Coral Gables, Fla.)  
 \$ Hurricane New Year's Classic (Coral Gables, Fla.)  
 + at NC State (Raleigh, N.C.)  
 =FAIAW State Championship Tournament (Daytona Beach, Fla.)  
 @ AIAW Region III Championships (Hattiesburg, Miss.)

## 1981-82

Record: 19-10 (11-3 H, 5-4 A, 3-3 N)

Head Coach: Lin Dunn

| Date | W/L | Opponent            | Score  |
|------|-----|---------------------|--------|
| N23  | W   | USF                 | 87-52  |
| N27  | W   | at Florida Memorial | 75-47  |
| D5   | W   | FLORIDA             | 87-85  |
| D12  | L   | FLORIDA STATE       | 77-74  |
| D15  | W   | vs. UCF#            | 66-63  |
| D17  | W   | vs. Carson-Newman#  | 88-73  |
| D19  | L   | vs. Clemson#        | 74-59  |
| D29  | L   | GEORGIA STATE%      | 63-60  |
| D30  | W   | MERCER%             | 68-67  |
| J2   | W   | EAST CAROLINA\$     | 60-56  |
| J4   | W   | AUSTIN PEAY\$       | 74-52  |
| J5   | L   | EAST TENNESSEE\$    | 70-44  |
| J9   | W   | HOUSTON             | 64-47  |
| J11  | W   | at FIU              | 78-59  |
| J15  | W   | at Stetson          | 95-65  |
| J16  | W   | at USF              | 60-48  |
| J20  | L   | at Florida          | 80-73  |
| J26  | W   | FIU                 | 69-66  |
| J28  | W   | FLORIDA MEMORIAL    | 100-54 |
| J30  | W   | TAMPA               | 81-33  |
| F1   | W   | FLORIDA A&M         | 66-62  |
| F6   | W   | STETSON             | 75-67  |
| F13  | L   | at Florida State    | 66-52  |
| F15  | L   | at Florida A&M      | 69-64  |
| F20  | L   | at Georgia          | 91-51  |
| F22  | W   | at Georgia State    | 72-66  |
| M4   | W   | vs. Stetson=        | 75-60  |
| M5   | L   | vs. Florida State=  | 84-80  |
| M7   | L   | vs. Delta State@    | 81-66  |

^ South Florida Invitational (Tampa, Fla.)  
 % Hurricane Christmas Classic (Coral Gables, Fla.)  
 \$ Hurricane New Year's Classic (Coral Gables, Fla.)  
 =FAIAW State Championship Tournament (Daytona Beach, Fla.)  
 @ AIAW Region III Championships (Tallahassee, Fla.)

## 1982-83

Record: 14-13 (8-5 H, 3-6 A, 3-2 N)

Head Coach: Lin Dunn

| Date | W/L | Opponent           | Score       |
|------|-----|--------------------|-------------|
| N19  | W   | FLORIDA MEMORIAL   | 88-40       |
| D4   | L   | at FIU             | 89-73       |
| D11  | W   | at USF             | 75-63       |
| D14  | W   | LAWRENCE           | 74-34       |
| D15  | L   | vs. UT Martin+     | 85-81       |
| D17  | L   | vs. Ohio State#    | 91-63       |
| D18  | W   | vs. Tampa#         | 77-68       |
| D19  | L   | vs. Georgia State# | 83-69       |
| D28  | L   | FAIRFIELD%         | 76-71       |
| D30  | L   | NEBRASKA%          | 76-74       |
| D31  | W   | PITTSBURGH%        | (20T) 79-75 |
| J2   | W   | MILLIKINS          | 66-62       |

|     |   |                     |            |
|-----|---|---------------------|------------|
| J3  | W | ROBERT MORRIS\$     | 56-45      |
| J4  | W | WESTERN ILLINOIS\$  | 80-63      |
| J7  | W | vs. Georgia State^  | 71-66      |
| J8  | W | vs. Wake Forest^    | 81-65      |
| J14 | W | at Stetson          | 77-64      |
| J17 | W | at Florida Memorial | 89-71      |
| J22 | L | at Florida A&M      | 65-58      |
| J24 | L | at UCF              | 70-60      |
| J28 | W | RICE                | 87-57      |
| F5  | W | STETSON             | 83-61      |
| F12 | L | at USF              | 64-63      |
| F14 | L | at Florida          | 78-64      |
| F18 | L | FLORIDA A&M         | (OT) 80-78 |
| F28 | L | SOUTH CAROLINA      | 66-56      |
| M2  | L | FIU                 | 63-53      |

+ at Stetson (DeLand, Fla.)  
 # South Florida Invitational (Tampa, Fla.)  
 % Hurricane Christmas Classic (Coral Gables, Fla.)  
 \$ Hurricane New Year's Classic (Coral Gables, Fla.)  
 ^ Stetson Hatter Classic (DeLand, Fla.)

## 1983-84

Record: 19-12 (11-3 H, 6-5 A, 2-4 N)

Head Coach: Lin Dunn

| Date | W/L | Opponent             | Score       |
|------|-----|----------------------|-------------|
| N18  | W   | FLORIDA MEMORIAL     | 76-56       |
| N25  | L   | vs. North Carolina+  | 77-65       |
| N26  | L   | at NC State          | 60-54       |
| D2   | W   | LAMAR                | 71-62       |
| D3   | L   | SOUTH CAROLINA STATE | 73-69       |
| D7   | W   | USF                  | 81-64       |
| D11  | L   | at Florida           | 78-58       |
| D17  | W   | TAMPA                | 82-57       |
| D28  | L   | PROVIDENCE#          | 70-60       |
| D29  | W   | AUGUSTANA#           | 77-50       |
| D31  | W   | TOLEDO#              | 88-77       |
| J1   | W   | NORTH DAKOTA STATE@  | 64-61       |
| J2   | W   | WESTERN KENTUCKY@    | 65-58       |
| J4   | W   | MEMPHIS STATE@       | 76-73       |
| J6   | W   | vs. SW Louisiana^    | 84-78       |
| J7   | W   | at Stetson^          | 89-54       |
| J13  | L   | at Florida State%    | 76-64       |
| J14  | L   | vs. Temple%          | 87-69       |
| J20  | W   | at USF               | 88-68       |
| J24  | W   | FIU                  | 82-64       |
| J28  | W   | STETSON              | 79-52       |
| F2   | L   | at St. John's        | 79-69       |
| F4   | W   | at Rutgers           | 63-58       |
| F6   | L   | FLORIDA              | 55-53       |
| F10  | W   | at Tampa             | 73-64       |
| F11  | W   | at Stetson           | 80-62       |
| F14  | W   | at Florida Memorial  | 75-43       |
| F22  | L   | vs. Idaho\$          | 68-66       |
| F24  | L   | vs. Georgia State\$  | 88-79       |
| F26  | W   | vs. Pepperdine\$     | 67-43       |
| M3   | L   | at FIU               | (20T) 83-81 |

+ at NC State (Raleigh, N.C.)  
 @ Miami Masonic Classic (Coral Gables, Fla.)  
 ^ Stetson Hatter Classic (DeLand, Fla.)  
 % Florida State Invitational (Tallahassee, Fla.)  
 \$ Alaska Northern Lights Invitational (Anchorage, Alaska)

# ALL-TIME RESULTS

## 1984-85

Record: 21-7 (16-1 H, 4-4 A, 1-2 N)

Head Coach: Lin Dunn

| Date | W/L | Opponent              | Score |
|------|-----|-----------------------|-------|
| N23  | L   | vs. Arkansas#         | 79-58 |
| N24  | L   | vs. Eastern Kentucky# | 81-74 |
| N26  | W   | vs. New Orleans&      | 77-57 |
| N27  | L   | at Memphis State&     | 91-74 |
| D7   | W   | at USF                | 68-62 |
| D15  | W   | FLORIDA STATE         | 79-65 |
| D20  | W   | DARTMOUTH             | 62-52 |
| D27  | W   | CLEVELAND STATE%      | 95-48 |
| D28  | W   | ST. JOHN'S%           | 73-59 |
| D30  | W   | MICHIGAN STATE%       | 78-68 |
| D31  | W   | PURDUE%               | 69-64 |
| J2   | W   | ST. JOSEPH'S\$        | 68-65 |
| J4   | W   | MURRAY STATES         | 73-62 |
| J5   | W   | MISSOURI\$            | 82-81 |
| J8   | W   | FORDHAM               | 92-73 |
| J11  | W   | LAMAR                 | 89-54 |
| J14  | L   | at Florida            | 85-68 |
| J16  | L   | LOUISIANA STATE       | 67-62 |
| J21  | W   | at Stetson            | 68-58 |
| J25  | W   | USF                   | 91-65 |
| F7   | L   | at FIU                | 73-72 |
| F9   | W   | at Texas A&M          | 75-62 |
| F11  | L   | at Houston            | 83-68 |
| F16  | W   | STETSON               | 77-46 |
| F18  | W   | FLORIDA               | 68-53 |
| F25  | W   | at Florida State      | 74-67 |
| F26  | W   | EVANSVILLE            | 61-60 |
| M4   | W   | FIU                   | 81-73 |

# Sunshine State Classic (Orlando, Fla.)

& Memphis Classic (Memphis, Tenn.)

% Women's Court Christmas Classic (Coral Gables, Fla.)

\$ Women's Court New Year's Classic (Coral Gables, Fla.)

## 1985-86

Record: 9-18 (6-7 H, 1-8 A, 2-3 N)

Head Coach: Lin Dunn

| Date | W/L | Opponent              | Score  |
|------|-----|-----------------------|--------|
| N29  | L   | vs. Iowa&             | 83-63  |
| N30  | W   | vs. Baylor&           | 64-55  |
| D4   | W   | UCF                   | 62-61  |
| D6   | L   | GRAMBLING STATE       | 81-75  |
| D13  | W   | vs. BYU#              | 78-74  |
| D14  | L   | at Illinois#          | 73-47  |
| D17  | W   | MERCER                | 71-57  |
| D19  | L   | EAST CAROLINA         | 58-43  |
| D29  | W   | SAN DIEGO STATE@      | 88-51  |
| D30  | L   | NE LOUISIANA@         | 88-62  |
| D31  | L   | MISSISSIPPI@          | 79-61  |
| J3   | L   | FAIRFIELD%            | 71-68  |
| J4   | W   | DAYTON%               | 76-62  |
| J5   | L   | NOTRE DAME%           | 59-53  |
| J10  | L   | vs. Louisiana State\$ | 94-54  |
| J11  | L   | vs. Rhode Island\$    | 66-65  |
| J13  | L   | at Old Dominion       | 86-64  |
| J15  | L   | at Florida            | 79-58  |
| J25  | L   | at Louisiana Tech     | 81-40  |
| J27  | L   | at Auburn             | 92-46  |
| F8   | L   | at Kentucky           | 108-53 |

|     |   |             |        |
|-----|---|-------------|--------|
| F10 | L | at Iowa     | 75-46  |
| F15 | W | at USF      | 82-59  |
| F17 | L | at #1 Texas | 112-43 |
| F24 | W | FLORIDA     | 70-45  |
| M1  | W | USF         | 53-48  |
| M4  | L | FIU         | 81-52  |

& Louisiana State Classic (Baton Rouge, La.)  
# Illini Classic (Champaign, Ill.)  
@ Burger King/Orange Bowl Invitational (Coral Gables, Fla.)  
% Burger King Classic (Coral Gables, Fla.)  
\$ Lady Pirate Classic (Greenville, N.C.)

## 1986-87

Record: 15-15 (9-6 H, 3-4 A, 3-5 N)

Head Coach: Lin Dunn

| Date | W/L | Opponent                | Score |
|------|-----|-------------------------|-------|
| N28  | W   | vs. Monmouth^           | 82-73 |
| N29  | L   | vs. Purdue^             | 69-81 |
| D4   | W   | GRAMBLING STATE         | 67-65 |
| D6   | L   | KENTUCKY                | 71-55 |
| D13  | L   | at Florida              | 81-73 |
| D15  | L   | FLORIDA STATE           | 75-74 |
| D19  | L   | at Michigan State#      | 63-52 |
| D20  | L   | vs. BYU#                | 82-80 |
| D22  | W   | MINNESOTA               | 77-64 |
| D27  | L   | OHIO STATE@             | 79-75 |
| D28  | W   | TEMPLE@                 | 77-70 |
| D29  | L   | NORTH CAROLINA@         | 89-71 |
| J2   | W   | vs. Holy Cross%         | 83-76 |
| J3   | L   | vs. Auburn%             | 98-55 |
| J4   | L   | vs. Maryland%           | 84-64 |
| J14  | W   | UMES                    | 82-61 |
| J17  | L   | at USF                  | 84-62 |
| J21  | W   | STETSON                 | 77-65 |
| J29  | W   | at Florida State        | 80-73 |
| F7   | W   | at Notre Dame           | 62-61 |
| F9   | L   | at Northern Illinois    | 77-72 |
| F14  | W   | USF                     | 80-61 |
| F18  | L   | FIU                     | 78-71 |
| F22  | W   | FLORIDA                 | 78-66 |
| F27  | L   | vs. Mississippi State\$ | 81-67 |
| F28  | W   | vs. Gonzaga\$           | 79-52 |
| M1   | W   | at Alaska-Anchorage\$   | 71-62 |
| M5   | L   | LOUISIANA TECH          | 76-58 |
| M7   | W   | TULANE                  | 76-72 |
| M9   | W   | FLORIDA ATLANTIC        | 59-43 |

^ FIU Thanksgiving Classic (Miami, Fla.)

# Michigan State Christmas Tournament (East Lansing, Mich.)

@ Burger King/Orange Bowl Invitational (Coral Gables, Fla.)

% Miami Burger King Classic (Miami, Fla.)

\$ Northern Lights Invitational (Anchorage, Alaska)

## 1987-88

Record: 14-13 (7-6 H, 5-7 A, 2-0 N)

Head Coach: Ken Patrick

| Date | W/L | Opponent        | Score |
|------|-----|-----------------|-------|
| N27  | W   | vs. Howard\$    | 81-58 |
| N28  | L   | at Minnesota\$  | 76-72 |
| D1   | W   | BETHUNE-COOKMAN | 90-55 |
| D12  | W   | at Florida      | 69-68 |
| D19  | W   | FLORIDA         | 84-75 |
| D21  | W   | vs. Mercer+     | 93-62 |





# ALL-TIME RESULTS

|     |   |                    |        |
|-----|---|--------------------|--------|
| D28 | L | VIRGINIA@          | 78-69  |
| D29 | L | AUBURN@            | 96-48  |
| D30 | L | ILLINOIS@          | 85-83  |
| J7  | L | NOTRE DAME         | 83-68  |
| J9  | L | OLD DOMINION       | 93-79  |
| J11 | W | FLORIDA A&M        | 104-86 |
| J13 | L | at Maine           | 76-56  |
| J20 | W | at UCF             | 93-82  |
| J27 | L | at Arizona         | 78-71  |
| J28 | L | at Arizona State   | 78-74  |
| J31 | W | USF                | 82-71  |
| F4  | L | at Florida A&M     | 89-88  |
| F6  | W | NORTHERN ILLINOIS  | 88-80  |
| F8  | W | at Stetson         | 67-63  |
| F13 | L | FIU                | 79-69  |
| F15 | W | FLORIDA ATLANTIC   | 87-66  |
| F20 | L | at Bethune-Cookman | 80-72  |
| F23 | L | at FIU             | 79-70  |
| F25 | W | UCF                | 103-87 |
| F29 | W | at North Carolina  | 75-69  |
| M6  | W | at USF             | 76-60  |

\$ Minnesota Dial Classic (Minneapolis, Minn.)

+ at Coral Springs, Fla.

@ Burger King/Orange Bowl Invitational (Coral Gables, Fla.)

## 1988-89

**Record: 21-8 (11-1 H, 7-7 A, 3-0 N)**

**Head Coach: Ferne Labati**

| Date | W/L | Opponent                | Score      |
|------|-----|-------------------------|------------|
| N25  | W   | vs. SW Missouri State#  | 90-71      |
| N26  | W   | vs. Florida State#      | 96-85      |
| D2   | L   | at Houston&             | (OT) 81-76 |
| D3   | W   | vs. Northwestern State& | 92-89      |
| D6   | W   | at Bethune-Cookman      | 77-65      |
| D11  | W   | FLORIDA STATE           | 88-79      |
| D19  | W   | FLORIDA A&M             | 103-64     |
| D29  | W   | OKLAHOMA%               | 69-66      |
| D30  | L   | SYRACUSE%               | 78-62      |
| J4   | L   | at Purdue               | 79-65      |
| J8   | L   | at Detroit              | 74-61      |
| J9   | W   | at Toledo               | 66-52      |
| J11  | W   | at Louisville           | 59-58      |
| J14  | W   | USF                     | 77-74      |
| J16  | L   | at Florida              | 75-61      |
| J21  | W   | at Florida A&M          | 73-66      |
| J24  | W   | FLORIDA+                | 75-67      |
| J28  | L   | at Rutgers              | 97-64      |
| J31  | W   | FIU                     | 83-76      |
| F2   | W   | at Mercer               | 75-47      |
| F4   | L   | at Auburn               | 73-44      |
| F6   | W   | BARRY                   | 85-36      |
| F11  | W   | UCF                     | 94-69      |
| F13  | W   | STETSON                 | 69-63      |
| F18  | W   | FLORIDA ATLANTIC        | 94-77      |
| F22  | W   | BETHUNE-COOKMAN         | 72-55      |
| F24  | W   | at FIU                  | 100-85     |
| M4   | L   | at USF                  | 85-82      |
| M15  | L   | at Oklahoma State!      | 93-69      |

# Lady Sunshine Tournament (Lake Mary, Fla.)

& Lady Cougar Classic (Houston, Texas)

% Burger King/Pepsi Classic (Coral Gables, Fla.)

+ at Miami Arena (Miami, Fla.)

! NCAA Tournament (Stillwater, Okla.)

## 1989-90

**Record: 25-6 (13-1 H, 8-1 A, 4-4 N)**

**Head Coach: Ferne Labati**

| Date | W/L | Opponent               | Score |
|------|-----|------------------------|-------|
| N29  | W   | FLORIDA                | 76-61 |
| D1   | W   | NIAGARA\$              | 88-52 |
| D2   | W   | ARIZONA\$              | 85-65 |
| D6   | W   | at Florida A&M         | 77-70 |
| D8   | W   | vs. Temple#            | 79-73 |
| D9   | L   | vs. Kentucky#          | 80-71 |
| D16  | W   | ILLINOIS-CHICAGO       | 70-41 |
| D27  | W   | CLEVELAND STATE%       | 81-53 |
| D28  | W   | MICHIGAN%              | 72-64 |
| D29  | L   | WASHINGTON%            | 85-68 |
| J3   | W   | vs. Dist. of Columbia^ | 79-47 |
| J4   | W   | vs. James Madison^     | 72-53 |
| J5   | L   | vs. Stephen F. Austin^ | 69-62 |
| J9   | W   | at Massachusetts       | 76-58 |
| J11  | W   | at Boston University   | 87-69 |
| J13  | W   | at Stetson             | 88-69 |
| J16  | W   | at Florida             | 85-73 |
| J18  | W   | at USF                 | 89-72 |
| J22  | W   | FLORIDA A&M            | 90-56 |
| J25  | W   | at Bethune-Cookman     | 76-26 |
| F1   | W   | FIU                    | 71-64 |
| F5   | W   | BETHUNE-COOKMAN        | 76-43 |
| F9   | W   | UMKC                   | 70-58 |
| F10  | W   | UCF                    | 96-74 |
| F17  | L   | at Florida State       | 95-66 |
| F19  | W   | MERCER                 | 84-62 |
| F23  | W   | at FIU                 | 94-76 |
| M3   | W   | USF                    | 72-59 |
| M22  | W   | vs. Illinois State!    | 85-83 |
| M23  | L   | vs. Kentucky!          | 80-68 |
| M24  | L   | vs. Charlotte!         | 82-80 |

\$ Hurricane Tip-Off Classic (Coral Gables, Fla.)

# Felpausch/MSU Holiday Classic (East Lansing, Mich.)

% Burger King Classic (Coral Gables, Fla.)

^ FIU Sun and Fun Classic (Miami, Fla.)

! National Women's Invitational Tour. (WNIT) (Amarillo, Texas)

## 1990-91

**Record: 20-10 (9-6 H, 5-4 A, 6-0 N)**

**NSWAC: 9-3 (Tournament Champs)**

**Head Coach: Ferne Labati**

| Date | W/L | Opponent            | Score  |
|------|-----|---------------------|--------|
| N23  | W   | at Western Michigan | 94-72  |
| N25  | L   | at Purdue           | 86-56  |
| D4   | W   | at Georgia State*   | 85-60  |
| D8   | L   | RUTGERS             | 67-57  |
| D14  | W   | TEXAS SOUTHERN      | 73-65  |
| D15  | L   | TOLEDO              | 59-58  |
| D19  | L   | FLORIDA STATE       | 76-62  |
| D27  | W   | SYRACUSE%           | 68-53  |
| D28  | L   | KANSAS%             | 76-48  |
| D29  | L   | MICHIGAN STATE%     | 79-73  |
| J2   | W   | vs. Oklahoma State^ | 74-71  |
| J3   | W   | vs. Mississippi^    | 66-64  |
| J4   | W   | vs. Murray State^   | 82-60  |
| J9   | L   | at UMKC             | 53-44  |
| J12  | W   | STETSON*            | 112-74 |
| J17  | L   | at Florida A&M*     | 73-65  |

# ALL-TIME RESULTS

|     |   |                      |            |
|-----|---|----------------------|------------|
| J19 | W | at Georgia Southern* | 86-79      |
| J24 | W | GEORGIA STATE*       | 68-49      |
| J26 | L | MERCER*              | (OT) 86-83 |
| J31 | W | GEORGIA SOUTHERN*    | 89-66      |
| F2  | W | FLORIDA A&M*         | 78-71      |
| F5  | W | at FIU*              | 74-64      |
| F9  | W | HOWARD               | 78-58      |
| F14 | L | at Mercer*           | 80-71      |
| F16 | W | PORTLAND STATE       | 84-63      |
| F20 | W | at Stetson*          | 77-63      |
| M2  | W | FIU*                 | 79-54      |
| M7  | W | vs. Stetson=         | 98-77      |
| M8  | W | vs. FIU=             | 75-55      |
| M9  | W | vs. Florida A&M=     | 73-44      |

\* New South Women's Athletic Conference game

= NSWAC Tournament (Tallahassee, Fla.)

% Pepsi/Church's Holiday Classic (Coral Gables, Fla.)

^ FIU Sun and Fun Classic (Miami, Fla.)

## 1991-92

**Record: 30-2 (17-0 H, 11-1 A, 2-1 N)**

**BIG EAST: 18-0 (Regular Season & Tournament Champs)**

**Head Coach: Ferne Labati**

| Date | W/L | Opponent            | Score      |
|------|-----|---------------------|------------|
| N23  | L   | at Florida State    | (OT) 71-69 |
| D1   | W   | FLORIDA             | 95-75      |
| D8   | W   | at Rutgers          | 72-53      |
| D13  | W   | TEXAS SOUTHERN      | 85-48      |
| D19  | W   | No. 10 PURDUE       | 65-63      |
| D22  | W   | HARVARD             | 87-62      |
| D28  | W   | Cleveland State%    | 91-59      |
| D29  | W   | FIU%                | 78-53      |
| D30  | W   | Georgia Tech%       | 78-63      |
| J3   | W   | at Boston College*  | 78-59      |
| J5   | W   | at Seton Hall*      | 76-54      |
| J8   | W   | GEORGETOWN*         | 89-51      |
| J11  | W   | at Pittsburgh*      | 73-54      |
| J13  | W   | at Providence*      | 87-83      |
| J17  | W   | No. 22 CONNECTICUT* | 70-66      |
| J21  | W   | SYRACUSE*           | 74-52      |
| J23  | W   | at St. John's*      | 58-57      |
| J26  | W   | at Villanova*       | 75-50      |
| F1   | W   | BOSTON COLLEGE*     | 79-60      |
| F5   | W   | SETON HALL*         | 68-46      |
| F8   | W   | at Georgetown*      | 83-76      |
| F11  | W   | PITTSBURGH*         | 79-64      |
| F16  | W   | PROVIDENCE*         | 95-69      |
| F21  | W   | at Connecticut*     | 75-59      |
| F23  | W   | at Syracuse*        | 79-66      |
| F26  | W   | ST. JOHN'S*         | 85-63      |
| M1   | W   | VILLANOVA*          | 84-67      |
| M7   | W   | vs. Seton Hall&     | 76-62      |
| M8   | W   | vs. Providence&     | 82-70      |
| M9   | W   | at Connecticut&     | 56-47      |
| M21  | W   | NORTH CAROLINA!     | 86-72      |
| M26  | L   | vs. Vanderbilt!!    | 77-67      |

\* BIG EAST Conference game

% Pepsi/Church's Holiday Classic (Coral Gables, Fla.)

! BIG EAST Tournament (Storrs, Conn.)

! NCAA Tournament (Coral Gables, Fla.)

!! NCAA Tournament (Charlottesville, Va.)

## 1992-93

**Record: 24-7 (13-3 H, 8-4 A, 2-0 N)**

**BIG EAST: 15-3 (Co-Regular Season & Tournament Champs)**

**Head Coach: Ferne Labati**

| Date | W/L | Opponent              | Score       |
|------|-----|-----------------------|-------------|
| D6   | W   | FLORIDA ATLANTIC      | 94-37       |
| D13  | W   | at FIU                | 80-58       |
| D18  | W   | TEXAS SOUTHERN        | 98-41       |
| D19  | L   | FLORIDA STATE         | 64-61       |
| D28  | W   | BUCKNELL%             | 74-54       |
| D29  | W   | APPALACHIAN STATE%    | 80-63       |
| D30  | L   | TEXAS TECH%           | (OT) 75-74  |
| J3   | L   | at Seton Hall*        | 73-59       |
| J5   | W   | at Providence*        | 64-52       |
| J9   | W   | GEORGETOWN*           | 62-55       |
| J15  | W   | at Connecticut*       | 69-66       |
| J17  | W   | at Syracuse*          | 65-53       |
| J21  | W   | VILLANOVA*            | 64-53       |
| J24  | L   | ST. JOHN'S*           | 65-59       |
| J29  | W   | at Pittsburgh*        | 55-50       |
| J31  | W   | at Boston College*    | 80-67       |
| F3   | W   | SYRACUSE*             | 60-40       |
| F6   | W   | PROVIDENCE*           | 85-65       |
| F9   | L   | at Georgetown*        | (3OT) 90-88 |
| F11  | L   | at Maryland           | 67-57       |
| F14  | W   | CONNECTICUT*          | 69-51       |
| F16  | W   | BOSTON COLLEGE*       | 84-55       |
| F20  | W   | at Villanova*         | 57-52       |
| F22  | W   | at St. John's*        | 84-68       |
| F27  | W   | SETON HALL*           | 72-60       |
| M1   | W   | PITTSBURGH*           | 77-65       |
| M6   | W   | vs. St. John's&       | 84-61       |
| M7   | W   | vs. Villanova&        | 67-49       |
| M8   | W   | at Providence&        | 76-55       |
| M17  | W   | ST. PETER'S!          | 61-44       |
| M20  | L   | at Western Kentucky!! | 78-63       |

\* BIG EAST Conference game

% Church's Holiday Classic (Coral Gables, Fla.)

& BIG EAST Tournament (Providence, R.I.)

! NCAA Tournament (Coral Gables, Fla.)

!! NCAA Tournament (Bowling Green, Ky.)

## 1993-94

**Record: 10-17 (7-5 H, 2-8 A, 1-4 N)**

**BIG EAST: 7-11 (7-6th)**

**Head Coach: Ferne Labati**

| Date | W/L | Opponent             | Score       |
|------|-----|----------------------|-------------|
| N27  | L   | vs. Wake Forest\$    | 74-65       |
| N28  | L   | vs. South Carolina\$ | 71-68       |
| D3   | W   | vs. Dayton^          | 67-53       |
| D4   | L   | vs. Rhode Island^    | 56-54       |
| D11  | W   | GEORGETOWN*          | 67-59       |
| D18  | W   | VALPARAISO           | 77-59       |
| D28  | W   | FLORIDA ATLANTIC%    | 90-69       |
| D30  | L   | FIU%                 | 75-56       |
| J3   | L   | at Providence*       | 78-62       |
| J6   | W   | VILLANOVA*           | 64-40       |
| J9   | L   | at Pittsburgh*       | 71-66       |
| J13  | L   | at Seton Hall*       | 93-50       |
| J15  | W   | at St. John's*       | (OT) 80-72  |
| J19  | W   | SYRACUSE*            | (2OT) 62-59 |
| J23  | L   | at Connecticut*      | 87-46       |





# ALL-TIME RESULTS

|     |   |                    |       |
|-----|---|--------------------|-------|
| J25 | L | at Boston College* | 80-71 |
| J27 | L | at Florida         | 59-50 |
| J30 | L | ST. JOHN'S*        | 68-67 |
| F2  | L | PITTSBURGH*        | 59-53 |
| F6  | W | at Villanova*      | 64-60 |
| F10 | L | SETON HALL*        | 82-46 |
| F13 | L | CONNECTICUT*       | 60-48 |
| F17 | L | at Georgetown*     | 81-60 |
| F20 | L | at Syracuse*       | 58-41 |
| F23 | W | PROVIDENCE*        | 65-63 |
| F26 | W | BOSTON COLLEGE*    | 75-72 |
| M5  | L | vs. Pittsburgh&    | 70-60 |

\* BIG EAST Conference game

\$ Old Dominion/Dial Classic (Norfolk, Va.)

^ Florida State/Dial Classic (Tallahassee, Fla.)

% Church's Holiday Classic (Coral Gables, Fla.)

& BIG EAST Tournament (Storrs, Conn.)

## 1994-95

**Record: 11-16 (6-7 H, 5-7 A, 0-2 N)**

**BIG EAST: 9-10 (6th)**

**Head Coach: Ferne Labati**

| Date | W/L | Opponent            | Score |
|------|-----|---------------------|-------|
| N27  | W   | FAIRFIELD           | 81-71 |
| N29  | W   | at Florida Atlantic | 90-81 |
| D2   | L   | vs. Florida^        | 84-63 |
| D3   | L   | vs. USF^            | 74-65 |
| D6   | L   | at FIU              | 77-62 |
| D17  | W   | LIU BROOKLYN        | 74-59 |
| D22  | L   | at Seton Hall*      | 72-44 |
| D28  | L   | GRAMBLING STATE%    | 98-75 |
| D29  | L   | AUBURN%             | 73-43 |
| J2   | W   | BOSTON COLLEGE*     | 80-45 |
| J4   | L   | at Villanova*       | 64-51 |
| J7   | L   | at Pittsburgh*      | 73-61 |
| J11  | W   | at Georgetown*      | 72-66 |
| J14  | L   | ST. JOHN'S*         | 73-63 |
| J18  | W   | at Syracuse*        | 65-54 |
| J21  | W   | PROVIDENCE*         | 80-78 |
| J24  | L   | No. 1 CONNECTICUT*  | 92-51 |
| J28  | W   | at Boston College*  | 73-67 |
| F1   | W   | PITTSBURGH*         | 54-50 |
| F5   | L   | VILLANOVA*          | 72-59 |
| F9   | L   | at #1 Connecticut*  | 85-48 |
| F11  | W   | at St. John's*      | 60-56 |
| F15  | L   | GEORGETOWN*         | 65-63 |
| F18  | W   | SYRACUSE*           | 67-65 |
| F21  | L   | SETON HALL*         | 82-65 |
| F25  | L   | at Providence*      | 76-72 |
| M4   | L   | at Seton Hall&      | 66-50 |

\* BIG EAST Conference game

^ Florida Four Challenge (Tallahassee, Fla.)

% Church's Chicken Holiday Classic (Coral Gables, Fla.)

& BIG EAST Tournament (South Orange, N.J.)

## 1995-96

**Record: 14-13 (10-6 H, 4-6 A, 0-1 N)**

**BIG EAST: 9-9 (T-1st BE 7)**

**Head Coach: Ferne Labati**

| Date | W/L | Opponent   | Score |
|------|-----|------------|-------|
| N24  | W   | MANHATTAN+ | 74-66 |
| N28  | L   | at Houston | 80-72 |

|     |   |                    |       |
|-----|---|--------------------|-------|
| D1  | W | USF^               | 73-68 |
| D2  | L | FLORIDA^           | 71-70 |
| D16 | W | FIU                | 71-49 |
| D20 | W | SOUTHERN ILLINOIS  | 70-61 |
| D22 | W | at Pittsburgh*     | 72-44 |
| D28 | L | DETROIT%           | 78-77 |
| D30 | W | FLORIDAATLANTIC%   | 93-54 |
| J4  | L | at Providence*     | 81-60 |
| J7  | L | VILLANOVA*         | 59-53 |
| J10 | L | CONNECTICUT*       | 79-52 |
| J13 | L | at Seton Hall*     | 69-62 |
| J17 | W | RUTGERS*           | 58-45 |
| J20 | L | at Syracuse*       | 69-60 |
| J22 | W | at Boston College* | 60-59 |
| J25 | W | WEST VIRGINIA*     | 77-58 |
| J27 | L | NOTRE DAME*        | 67-50 |
| J31 | W | PROVIDENCE*        | 74-73 |
| F3  | W | at St. John's*     | 62-54 |
| F8  | W | at West Virginia*  | 88-69 |
| F10 | L | at Villanova*      | 51-47 |
| F14 | L | GEORGETOWN*        | 71-69 |
| F17 | W | SYRACUSE*          | 84-60 |
| F20 | L | at Notre Dame*     | 86-70 |
| F27 | W | SETON HALL*        | 67-60 |
| M2  | L | vs. Pittsburgh&    | 52-49 |

\* BIG EAST Conference game

+ at Miami Arena (Miami, Fla.)

^ Florida Four Challenge (Coral Gables, Fla.)

% Church's Chicken Holiday Classic (Coral Gables, Fla.)

& BIG EAST Tournament (Storrs, Conn.)

## 1996-97

**Record: 15-14 (8-5 H, 5-8 A, 2-1 N)**

**BIG EAST: 8-10 (T-2nd BE 7)**

**Head Coach: Ferne Labati**

| Date | W/L | Opponent           | Score |
|------|-----|--------------------|-------|
| N22  | L   | vs. Florida^       | 65-58 |
| N23  | W   | at USF^            | 58-30 |
| N26  | W   | FLORIDAATLANTIC    | 74-53 |
| D1   | L   | at Old Dominion    | 94-55 |
| D4   | L   | at St. John's*     | 61-44 |
| D8   | L   | RUTGERS*           | 57-44 |
| D14  | W   | at FIU             | 55-49 |
| D19  | W   | ORAL ROBERTS       | 69-49 |
| D27  | W   | BUTLER%            | 70-55 |
| D29  | L   | ALABAMA%           | 73-43 |
| J2   | L   | BOSTON COLLEGE*    | 66-48 |
| J6   | L   | at Pittsburgh*     | 64-59 |
| J9   | L   | CONNECTICUT*       | 69-51 |
| J12  | W   | at Providence*     | 60-56 |
| J15  | L   | Georgetown*        | 62-55 |
| J19  | W   | SETON HALL*        | 79-67 |
| J22  | L   | at West Virginia*  | 75-70 |
| J25  | W   | ST. JOHN'S*        | 71-48 |
| J29  | L   | NOTRE DAME*        | 72-71 |
| F2   | W   | VILLANOVA*         | 71-56 |
| F5   | W   | at Rutgers*        | 49-41 |
| F12  | W   | PITTSBURGH*        | 89-61 |
| F16  | L   | at Connecticut*    | 86-59 |
| F19  | L   | at Boston College* | 67-55 |
| F22  | W   | at Syracuse*       | 64-53 |
| F25  | W   | GEORGETOWN*        | 62-58 |
| M1   | W   | vs. Pittsburgh&    | 64-50 |

# ALL-TIME RESULTS

|   |   |                     |       |
|---|---|---------------------|-------|
| M2  | W | vs. Boston College& | 63-48 |
| M3  | L | at Connecticut&     | 98-71 |
| * BIG EAST Conference game                |   |                     |       |
| ^ Dial Classic (Tampa, Fla.)              |   |                     |       |
| % UM Holiday Classic (Coral Gables, Fla.) |   |                     |       |
| & BIG EAST Tournament (Storrs, Conn.)     |   |                     |       |

## 1997-98

**Record: 19-10 (12-1 H, 5-8 A, 2-1 N)**

**BIG EAST: 13-5 (2nd BE 7)**

**Head Coach: Ferne Labati**

| Date | W/L | Opponent            | Score      |
|------|-----|---------------------|------------|
| N16  | W   | FAIRFIELD           | 87-66      |
| N20  | W   | USF^                | 55-52      |
| N21  | L   | at Florida^         | 70-51      |
| N25  | W   | at Florida Atlantic | 105-84     |
| D6   | W   | PROVIDENCE*         | 97-70      |
| D14  | L   | FIU                 | 81-60      |
| D20  | L   | at Oklahoma         | 67-62      |
| D27  | W   | DELAWARE STATE%     | 105-62     |
| D28  | W   | MAINE%              | 91-78      |
| D31  | W   | WEST VIRGINIA*      | (OT) 74-72 |
| J3   | W   | at Seton Hall*      | 70-66      |
| J6   | L   | at Syracuse*        | 87-75      |
| J8   | L   | at Notre Dame*      | 75-47      |
| J10  | W   | BOSTON COLLEGE*     | 85-79      |
| J14  | L   | at Villanova*       | (OT) 68-67 |
| J17  | W   | ST. JOHN'S*         | 72-60      |
| J24  | W   | PITTSBURGH*         | 72-55      |
| J28  | L   | at Rutgers*         | 77-65      |
| J31  | W   | at Georgetown*      | 81-74      |
| F3   | W   | NOTRE DAME*         | 77-76      |
| F7   | W   | SYRACUSE*           | 58-56      |
| F10  | W   | at Providence*      | 90-79      |
| F13  | L   | at Connecticut*     | 80-60      |
| F18  | W   | SETON HALL*         | 73-66      |
| F21  | W   | VILLANOVA*          | 67-64      |
| F24  | W   | at West Virginia*   | 90-69      |
| M1   | W   | vs. Georgetown&     | 81-66      |
| M2   | L   | at Rutgers&         | 81-62      |
| M14  | L   | vs. Clemson!        | 60-49      |

\* BIG EAST Conference game

^ Dial Classic/Florida Four Challenge (Gainesville, Fla.)

% UM Holiday Classic (Coral Gables, Fla.)

& BIG EAST Tournament (Piscataway, N.J.)

! NCAA Tournament (Ruston, La.)

## 1998-99

**Record: 15-14 (10-4 H, 4-10 A, 1-0 N)**

**BIG EAST: 9-9 (7-6th)**

**Head Coach: Ferne Labati**

| Date | W/L | Opponent        | Score |
|------|-----|-----------------|-------|
| N18  | W   | at FIU          | 67-65 |
| N22  | L   | at Tulane       | 63-56 |
| N24  | L   | at Florida      | 85-69 |
| D1   | W   | COPPIN STATE    | 97-68 |
| D5   | W   | BOSTON COLLEGE* | 65-57 |
| D8   | W   | SYRACUSE*       | 68-52 |
| D12  | W   | HAMPTON         | 84-52 |
| D16  | W   | FLORIDAATLANTIC | 91-57 |
| D19  | W   | OKLAHOMA        | 62-60 |

|     |   |                        |            |
|-----|---|------------------------|------------|
| D30 | L | at St. John's*         | (OT) 76-72 |
| J2  | W | PITTSBURGH*            | 75-60      |
| J5  | L | at Rutgers*            | 68-54      |
| J7  | L | WESTERN KENTUCKY       | 75-61      |
| J10 | L | at Pittsburgh*         | 63-61      |
| J13 | W | PROVIDENCE*            | 85-63      |
| J16 | W | No. 21 Boston College* | 66-53      |
| J20 | L | at Connecticut*        | 89-55      |
| J23 | L | at Villanova*          | 56-54      |
| J26 | L | GEORGETOWN*            | 69-51      |
| F3  | W | WEST VIRGINIA*         | 98-73      |
| F6  | L | CONNECTICUT*           | 88-66      |
| F10 | L | RUTGERS*               | 66-57      |
| F13 | W | at Georgetown*         | 81-62      |
| F17 | W | at Seton Hall*         | 66-52      |
| F20 | W | ST. JOHN'S*            | 83-51      |
| F23 | L | at Notre Dame*         | 89-62      |
| F27 | W | vs. West Virginia&     | 86-69      |
| F28 | L | at Rutgers&            | 79-53      |
| M12 | L | at Rice!               | 65-58      |

\* BIG EAST Conference game

& BIG EAST Conference Tournament (Piscataway, N.J.)

! WNIT (Houston, Texas)

## 1999-00

**Record: 14-15 (9-8 H, 4-6 A, 1-1 N)**

**BIG EAST: 7-9 (T-6th)**

**Head Coach: Ferne Labati**

| Date | W/L | Opponent            | Score |
|------|-----|---------------------|-------|
| N21  | W   | FURMAN              | 88-46 |
| N24  | W   | EASTERN KENTUCKY    | 83-66 |
| N28  | L   | TULANE              | 75-66 |
| D1   | L   | FLORIDA             | 85-77 |
| D4   | W   | FIU                 | 76-61 |
| D11  | W   | at Florida Atlantic | 89-73 |
| D19  | L   | NC STATE@           | 80-60 |
| D28  | W   | BROWN%              | 79-62 |
| D29  | L   | SMU%                | 76-55 |
| J2   | W   | TEMPLE              | 64-44 |
| J5   | L   | at Rutgers*         | 65-45 |
| J8   | W   | at St. John's*      | 68-47 |
| J11  | L   | at Western Kentucky | 75-68 |
| J15  | W   | SETON HALL*         | 64-60 |
| J19  | L   | GEORGETOWN*         | 63-61 |
| J22  | L   | NOTRE DAME*         | 76-54 |
| J26  | L   | at Villanova*       | 44-34 |
| J29  | L   | CONNECTICUT*        | 84-36 |
| F2   | L   | BOSTON COLLEGE*     | 66-55 |
| F5   | W   | at West Virginia*   | 70-50 |
| F8   | L   | at Connecticut*     | 93-46 |
| F12  | W   | at Providence*      | 71-66 |
| F15  | W   | WEST VIRGINIA*      | 77-55 |
| F19  | L   | at Georgetown*      | 66-61 |
| F22  | L   | at Notre Dame*      | 83-68 |
| F26  | W   | SYRACUSE*           | 66-64 |
| F29  | W   | PITTSBURGH*         | 80-60 |
| M4   | W   | vs. Seton Hall&     | 69-42 |
| M5   | L   | vs. Notre Dame&     | 67-52 |

\* BIG EAST Conference game

@ Orange Bowl Classic (Miami, Fla.)

% Hurricane Holiday Classic (Coral Gables, Fla.)

& BIG EAST Tournament (Storrs, Conn.)





# ALL-TIME RESULTS

## 2000-01

Record: 13-15 (11-6 H, 2-8 A, 0-1 N)

BIG EAST: 6-10 (T-8th)

Head Coach: Ferne Labati

| Date | W/L | Opponent              | Score |
|------|-----|-----------------------|-------|
| N20  | W   | FLORIDAATLANTIC       | 87-50 |
| N24  | L   | at Northwestern       | 56-48 |
| D2   | W   | ST. BONAVENTURE       | 71-51 |
| D5   | L   | CONNECTICUT*          | 77-53 |
| D9   | L   | at FIU                | 78-48 |
| D16  | W   | USF                   | 73-51 |
| D19  | W   | KENTUCKY              | 74-59 |
| D22  | L   | FAIRFIELD             | 67-55 |
| D28  | W   | NEW HAMPSHIRE%        | 70-61 |
| D29  | W   | WESTERN MICHIGAN%     | 64-51 |
| J2   | W   | RADFORD               | 83-48 |
| J7   | L   | at Virginia Tech*     | 64-51 |
| J10  | W   | at Boston College*    | 65-59 |
| J13  | W   | at St. John's*        | 67-51 |
| J17  | L   | PROVIDENCE*           | 77-60 |
| J21  | L   | WESTERN KENTUCKY (OT) | 82-75 |
| J23  | L   | at Connecticut*       | 81-45 |
| J27  | L   | RUTGERS*              | 39-37 |
| J30  | L   | at Pittsburgh*        | 84-74 |
| F3   | W   | GEORGETOWN*           | 52-46 |
| F7   | W   | WEST VIRGINIA*        | 84-68 |
| F10  | L   | at Seton Hall*        | 69-61 |
| F14  | W   | ST. JOHN'S*           | 80-43 |
| F17  | W   | PITTSBURGH*           | 96-69 |
| F20  | L   | at Notre Dame*        | 81-54 |
| F24  | L   | at Syracuse*          | 62-61 |
| F27  | L   | VILLANOVA*            | 60-59 |
| M3   | L   | vs. Boston College&   | 62-49 |

\* BIG EAST Conference game

% Hurricane Holiday Classic (Coral Gables, Fla.)

& BIG EAST Tournament (Storrs, Conn.)

## 2001-02

Record: 19-12 (12-3 H, 5-8 A, 2-1 N)

BIG EAST: 10-6 (5th)

Head Coach: Ferne Labati

| Date | W/L | Opponent              | Score      |
|------|-----|-----------------------|------------|
| N18  | W   | IONA                  | 71-52      |
| N21  | W   | NORTHWESTERN          | 86-69      |
| N23  | W   | IUPUI                 | 72-58      |
| N27  | L   | at USF                | 76-68      |
| D1   | L   | at Kentucky           | 60-57      |
| D4   | W   | WEST VIRGINIA*        | 69-53      |
| D9   | W   | vs. No. 17 Texas@     | 57-55      |
| D15  | W   | at Florida Atlantic   | 92-77      |
| D27  | W   | LEHIGH%               | 76-49      |
| D28  | W   | YALE%                 | 75-46      |
| D30  | L   | MINNESOTA             | 80-65      |
| J2   | L   | NOTRE DAME*           | 69-65      |
| J5   | W   | at Rutgers*           | 67-53      |
| J8   | L   | at West Virginia*     | 57-52      |
| J12  | L   | at No. 1 Connecticut* | 96-50      |
| J16  | W   | SYRACUSE*             | (OT) 77-71 |
| J19  | W   | SETON HALL*           | 56-54      |
| J23  | W   | at St. John's         | 68-51      |
| J26  | W   | RUTGERS*              | 65-55      |

|     |   |                        |       |
|-----|---|------------------------|-------|
| J29 | L | at Villanova*          | 80-52 |
| F2  | W | PITTSBURGH*            | 77-61 |
| F5  | L | at Virginia Tech*      | 72-60 |
| F13 | W | at Georgetown*         | 64-56 |
| F16 | L | FIU                    | 71-65 |
| F20 | W | No. 24 VIRGINIA TECH*  | 55-53 |
| F23 | L | at Providence*         | 69-64 |
| F26 | W | No. 18 BOSTON COLLEGE* | 60-57 |
| M2  | W | vs. Georgetown&        | 69-52 |
| M3  | L | vs. Villanova&         | 68-49 |
| M13 | W | at Georgia Tech!       | 73-64 |
| M16 | L | at Houston!!           | 83-76 |

\* BIG EAST Conference game

@ Orange Bowl Fab Four Classic (Miami, Fla.)

% Hurricane Holiday Classic (Coral Gables, Fla.)

& BIG EAST Tournament (Piscataway, N.J.)

! WNIT (Atlanta, Ga.)

!! WNIT (Houston, Texas)

## 2002-03

Record: 18-13 (11-4 H, 5-8 A, 2-1 N)

BIG EAST: 8-8 (7th)

Head Coach: Ferne Labati

| Date | W/L | Opponent                  | Score      |
|------|-----|---------------------------|------------|
| N22  | W   | USF                       | 60-49      |
| N25  | W   | MORRIS BROWN              | 111-44     |
| N29  | W   | vs. Quinnipiac^           | 87-56      |
| N30  | L   | at Green Bay^             | 83-72      |
| D2   | L   | at Florida                | 76-67      |
| D14  | L   | at FIU                    | 81-70      |
| D16  | W   | FLORIDAATLANTIC           | 86-61      |
| D19  | W   | TEXAS A&M                 | 84-58      |
| D21  | W   | EASTERN MICHIGAN          | 85-66      |
| D28  | W   | WILLIAM & MARY%           | 85-57      |
| D29  | W   | MARYLAND%                 | 97-66      |
| J4   | W   | at Georgetown*            | 60-57      |
| J8   | W   | at Syracuse*              | 85-68      |
| J11  | W   | at No. 16 Notre Dame*     | 80-70      |
| J15  | L   | No. 24 BOSTON COLLEGE*    | 79-61      |
| J22  | W   | at Pittsburgh*            | 79-76      |
| J25  | L   | SYRACUSE*                 | 62-59      |
| J28  | W   | VIRGINIA TECH*            | (OT) 67-66 |
| F1   | L   | No. 20 VILLANOVA*         | 61-55      |
| F4   | L   | at Rutgers*               | 65-56      |
| F8   | W   | ST. JOHN'S*               | 69-54      |
| F15  | L   | at West Virginia*         | 100-84     |
| F19  | L   | No. 1 CONNECTICUT*        | 81-60      |
| F22  | W   | PROVIDENCE*               | 77-64      |
| F26  | L   | at Seton Hall*            | (OT) 78-71 |
| M1   | L   | at No. 23 Boston College* | 84-77      |
| M4   | W   | GEORGETOWN*               | 73-71      |
| M8   | W   | vs. Syracuse&             | 77-64      |
| M9   | W   | at No. 18 Rutgers&        | 77-74      |
| M10  | L   | vs. No. 18 Villanova&     | 65-59      |
| M22  | L   | at New Mexico!            | (OT) 91-85 |

\* BIG EAST Conference game

^ Wisconsin-Green Bay Tournament (Green Bay, Wis.)

% Hurricane Holiday Classic (Coral Gables, Fla.)

& BIG EAST Tournament (Piscataway, N.J.)

! NCAA Tournament (Albuquerque, N.M.)

Beginning Jan. 15, 2003, all home games played at BankUnited Center (name changed to Watsco Center prior to 2016-17)

# ALL-TIME RESULTS

## 2003-04

Record: 22-7 (12-2 H, 7-3 A, 3-2 N)

BIG EAST: 11-5 (7-4th)

Head Coach: Ferne Labati

| Date | W/L | Opponent                  | Score      |
|------|-----|---------------------------|------------|
| N22  | W   | at Morehead State#        | 93-54      |
| N23  | W   | vs. Eastern Kentucky#     | 90-81      |
| N25  | W   | at USF                    | 62-55      |
| N28  | W   | vs. Weber State\$         | 82-60      |
| N29  | W   | vs. Bradley\$             | 70-52      |
| D2   | W   | FIU                       | 78-58      |
| D12  | W   | FLORIDA                   | 80-75      |
| D16  | W   | DARTMOUTH                 | 74-53      |
| D21  | W   | RICHMOND                  | 80-73      |
| D28  | W   | TOLEDO%                   | 68-57      |
| D29  | W   | No. 24 VANDERBILT%        | 79-57      |
| J3   | W   | at St. John's*            | 79-60      |
| J7   | L   | at Villanova*             | 58-55      |
| J10  | W   | at No. 20 Boston College* | 70-66      |
| J14  | W   | GEORGETOWN*               | (OT) 57-55 |
| J17  | W   | PITTSBURGH*               | 77-68      |
| J20  | W   | at Providence*            | 86-67      |
| J28  | L   | NOTRE DAME*               | 59-50      |
| J31  | L   | RUTGERS*                  | 76-69      |
| F8   | L   | at No. 4 Connecticut*     | 83-65      |
| F10  | W   | ST. JOHN'S*               | 85-74      |
| F14  | W   | at No. 21 Virginia Tech*  | 65-56      |
| F18  | W   | at Syracuse*              | 85-65      |
| F21  | W   | SETON HALL*               | 81-43      |
| F25  | L   | at Notre Dame*            | 93-58      |
| F28  | W   | WEST VIRGINIA*            | 82-74      |
| M2   | W   | PROVIDENCE*               | 81-62      |
| M7   | L   | vs. Boston College&       | 65-53      |
| M21  | L   | vs. Maryland!             | 86-85      |

\* BIG EAST Conference game

# Morehead State Tournament (Morehead, Ky.)

\$ Saint Mary's Thanksgiving Classic (Moraga, Calif.)

% Hurricane Holiday Classic (Coral Gables, Fla.)

& BIG EAST Tournament (Hartford, Conn.)

! NCAA Tournament (Baton Rouge, La.)

## 2004-05

Record: 13-16 (9-5 H, 2-9 A, 2-2 N)

Atlantic Coast: 4-10 (7-9th)

Head Coach: Ferne Labati

| Date | W/L | Opponent                 | Score  |
|------|-----|--------------------------|--------|
| N19  | W   | GARDNER-WEBB^            | 65-47  |
| N21  | W   | TCU^                     | 68-57  |
| N23  | L   | at Hartford              | 63-53  |
| N26  | L   | vs. Oregon\$             | 79-73  |
| N27  | W   | vs. UMES\$               | 88-64  |
| N30  | L   | at George Mason          | 60-35  |
| D4   | L   | at FIU                   | 67-62  |
| D6   | L   | at No. 12 Texas Tech     | 109-49 |
| D13  | W   | UCF                      | 69-50  |
| D20  | W   | MONTANA                  | 55-49  |
| D28  | W   | FAIRFIELD%               | 84-70  |
| D29  | W   | LOYOLA MARYMOUNT%        | 78-67  |
| J2   | W   | COPPIN STATE             | 93-83  |
| J9   | L   | at Florida State*        | 65-56  |
| J13  | L   | WAKE FOREST*             | 78-63  |
| J17  | L   | at No. 8 North Carolina* | 83-52  |

|     |   |                       |       |
|-----|---|-----------------------|-------|
| J20 | L | at NC State*          | 73-59 |
| J23 | L | GEORGIA TECH*         | 62-46 |
| J27 | W | No. 21 FLORIDA STATE* | 62-57 |
| J31 | W | at Clemson*           | 83-69 |
| F3  | L | No. 3 DUKE*           | 72-63 |
| F6  | W | VIRGINIA TECH*        | 78-67 |
| F10 | W | at Virginia*          | 66-60 |
| F14 | L | No. 21 NC STATE*      | 71-68 |
| F17 | L | No. 20 MARYLAND*      | 70-65 |
| F24 | L | at No. 2 Duke*        | 95-61 |
| F27 | L | at Virginia Tech*     | 90-45 |
| M4  | W | vs. Georgia Tech^     | 60-58 |
| M5  | L | vs. North Carolina^   | 64-57 |

\* Atlantic Coast Conference game

^ The Miami Jam (Coral Gables, Fla.)

\$ LIU Turkey Classic (Brooklyn, N.Y.)

% Miami Holiday Classic (Coral Gables, Fla.)

^ ACC Tournament (Greensboro, N.C.)

## 2005-06

Record: 17-13 (13-5 H, 4-6 A, 0-2 N)

Atlantic Coast: 6-8 (6th)

Head Coach: Katie Meier

| Date | W/L | Opponent                  | Score       |
|------|-----|---------------------------|-------------|
| N18  | W   | SAMFORD                   | 72-51       |
| N25  | W   | BRADLEY#                  | 73-61       |
| N26  | W   | OAKLAND#                  | 78-65       |
| N30  | L   | GEORGE MASON              | 68-61       |
| D2   | W   | FAIRLEIGH DICKINSON       | 100-62      |
| D3   | W   | SIENA                     | 76-47       |
| D6   | W   | FIU                       | 75-63       |
| D10  | W   | HARTFORD                  | 82-62       |
| D16  | L   | at Montana                | 83-74       |
| D20  | W   | at UCF                    | 82-72       |
| D28  | W   | NORTH CAROLINA A&T%       | 104-65      |
| D29  | W   | No. 25 MISSISSIPPI%       | 79-70       |
| J5   | W   | at Georgia Tech*          | 75-63       |
| J9   | L   | No. 4 NORTH CAROLINA*     | 90-57       |
| J12  | W   | at Clemson*               | 74-52       |
| J15  | L   | vs. No. 13 Georgia+       | 74-59       |
| J19  | W   | No. 21 BOSTON COLLEGE*    | 82-68       |
| J22  | L   | VIRGINIA*                 | 77-65       |
| J26  | L   | at NC State*              | 83-77       |
| J29  | W   | No. 25 VIRGINIA TECH*     | 77-62       |
| F1   | L   | at No. 6 Maryland*        | 88-77       |
| F5   | W   | at Wake Forest*           | 79-71       |
| F9   | L   | FLORIDA STATE*            | 79-54       |
| F12  | L   | at No. 21 Boston College* | 79-69       |
| F17  | L   | at Florida State*         | 68-61       |
| F19  | L   | No. 1 DUKE*               | (2OT) 99-93 |
| F26  | W   | GEORGIA TECH*             | (2OT) 90-85 |
| M2   | L   | vs. Georgia Tech^         | 79-62       |
| M18  | W   | FIU!                      | 95-83       |
| M22  | L   | at Virginia!!             | 83-72       |

\* Atlantic Coast Conference game

# UM Thanksgiving Tournament (Coral Gables, Fla.)

% Hurricane Holiday Classic (Coral Gables, Fla.)

+ ACC/SEC Russell Athletic Shootout (Duluth, Ga.)

^ ACC Tournament (Greensboro, N.C.)

! WNIT (Coral Gables, Fla.)

!! WNIT (Charlottesville, Va.)





# ALL-TIME RESULTS

## 2006-07

**Record: 11-19 (9-6 H, 2-13 A, 0-1 N)**

**Atlantic Coast: 2-12 (11th)**

**Head Coach: Katie Meier**

| Date | W/L | Opponent                 | Score  |
|------|-----|--------------------------|--------|
| N10  | W   | GEORGIA STATE            | 68-60  |
| N13  | W   | MILWAUKEE                | 78-71  |
| N15  | W   | at Santa Clara           | 78-65  |
| N17  | L   | at St. Mary's            | 69-68  |
| N19  | W   | at San Francisco         | 69-59  |
| N24  | W   | NICHOLLS STATE#          | 85-42  |
| N25  | W   | INDIANA#                 | 79-70  |
| D1   | W   | JACKSON STATE+           | 77-50  |
| D3   | L   | at Michigan              | 60-55  |
| D5   | L   | at FIU                   | 83-78  |
| D16  | W   | TEXAS STATE              | 92-67  |
| D19  | L   | at Houston               | 82-73  |
| D21  | L   | at Mississippi           | 82-64  |
| D28  | W   | COPPIN STATE%            | 60-54  |
| D29  | L   | AUBURN%                  | 79-61  |
| J3   | L   | at No. 3 Duke*           | 72-42  |
| J7   | L   | at Florida State*        | 71-62  |
| J10  | L   | No. 1 MARYLAND*          | 111-53 |
| J15  | L   | at Georgia Tech*         | 52-37  |
| J18  | W   | BOSTON COLLEGE*          | 83-68  |
| J25  | L   | at Virginia Tech*        | 78-71  |
| J28  | L   | CLEMSON*                 | 79-69  |
| F1   | L   | FLORIDA STATE*           | 75-68  |
| F4   | L   | at Virginia*             | 73-60  |
| F8   | W   | WAKE FOREST*             | 77-51  |
| F11  | L   | at Boston College*       | 78-65  |
| F15  | L   | GEORGIA TECH*            | 66-45  |
| F18  | L   | at No. 2 North Carolina* | 93-70  |
| F24  | L   | NC STATE*                | 77-53  |
| M1   | L   | vs. Georgia Tech^        | 66-52  |

\* Atlantic Coast Conference game

# Miami Thanksgiving Tournament (Coral Gables, Fla.)

+ Played at the Knight Sports Complex (Coral Gables, Fla.)

% Miami Holiday Tournament (Coral Gables, Fla.)

^ ACC Tournament (Greensboro, N.C.)

## 2007-08

**Record: 9-21 (6-13 H, 2-6 A, 1-2 N)**

**Atlantic Coast: 2-12 (12th)**

**Head Coach: Katie Meier**

| Date | W/L | Opponent                   | Score      |
|------|-----|----------------------------|------------|
| N9   | W   | FLORIDA ATLANTIC           | 64-45      |
| N13  | L   | JACKSONVILLE               | 72-64      |
| N19  | L   | MICHIGAN+                  | 65-50      |
| N23  | W   | FORDHAM#                   | 57-40      |
| N24  | L   | BUTLER#                    | 62-59      |
| N28  | W   | at Milwaukee               | (OT) 73-70 |
| D2   | W   | UCF                        | 64-56      |
| D4   | L   | FIU                        | 60-58      |
| D8   | L   | HOUSTON                    | 63-62      |
| D15  | L   | MISSISSIPPI                | 65-52      |
| D18  | W   | vs. Southern Mississippi\$ | 63-56      |
| D19  | L   | vs. No. 8 LSU\$            | 63-52      |
| D29  | L   | MAINE%                     | 54-53      |
| D30  | W   | CENTRAL ARKANSAS%          | 90-57      |
| J2   | W   | CHARLESTON SOUTHERN        | 88-56      |
| J5   | L   | No. 12 DUKE*               | 84-72      |

|     |   |                       |            |
|-----|---|-----------------------|------------|
| J10 | W | at Clemson*           | 66-61      |
| J13 | L | at Georgia Tech*      | 68-65      |
| J21 | L | VIRGINIA              | 79-68      |
| J24 | L | FLORIDA STATE*        | (OT) 75-70 |
| J31 | L | at No. 5 Maryland*    | 90-50      |
| F3  | L | at Boston College*    | 70-42      |
| F7  | W | GEORGIA TECH*         | 54-52      |
| F11 | L | VIRGINIA TECH*        | (OT) 81-73 |
| F14 | L | at NC State*          | 51-45      |
| F21 | L | No. 2 NORTH CAROLINA* | 79-61      |
| F24 | L | at Wake Forest*       | 50-45      |
| F28 | L | at Florida State*     | 50-49      |
| M3  | L | BOSTON COLLEGE*       | 63-52      |
| M6  | L | vs. Georgia Tech^     | 76-49      |

\* Atlantic Coast Conference game

+ ACC/Big Ten Challenge

# Miami Thanksgiving Tournament (Coral Gables, Fla.)

\$ Caribbean Classic (Cancun, Mexico)

% Miami Holiday Tournament (Coral Gables, Fla.)

^ ACC Tournament (Greensboro, N.C.)

## 2008-09

**Record: 13-17 (9-9 H, 4-7 A, 0-1 N)**

**Atlantic Coast: 2-12 (11-10th)**

**Head Coach: Katie Meier**

| Date | W/L | Opponent                 | Score      |
|------|-----|--------------------------|------------|
| N14  | W   | NORFOLK STATE            | 91-42      |
| N16  | L   | GREEN BAY                | 63-61      |
| N21  | L   | at Houston               | 70-64      |
| N25  | W   | at FIU                   | 66-49      |
| N28  | W   | AUSTIN PEAY#             | 64-51      |
| N29  | W   | SANTA CLARA#             | 60-44      |
| D1   | W   | FLORIDA A&M              | 83-69      |
| D5   | L   | INDIANA+                 | 69-54      |
| D13  | W   | BINGHAMTON               | 72-37      |
| D18  | W   | at UCF                   | 66-59      |
| D21  | W   | GRAMBLING STATE          | 83-65      |
| D29  | W   | BROWN%                   | 81-41      |
| D30  | L   | No. 9 AUBURN%            | 68-53      |
| J2   | W   | CORNELL                  | 61-47      |
| J5   | L   | CLEMSON*                 | 74-68      |
| J9   | L   | at No. 5 Duke*           | 73-58      |
| J12  | L   | No. 24 GEORGIA TECH*     | 68-50      |
| J18  | L   | at Boston College*       | 62-54      |
| J22  | W   | NC STATE*                | 72-60      |
| J29  | L   | at Georgia Tech*         | 68-42      |
| F1   | L   | WAKE FOREST*             | 78-69      |
| F4   | W   | at SIU-Edwardsville      | 83-72      |
| F8   | L   | No. 15 FLORIDA STATE*    | 75-59      |
| F12  | W   | at Virginia Tech*        | 59-56      |
| F16  | L   | BOSTON COLLEGE*          | 71-64      |
| F19  | L   | at No. 23 Virginia*      | (OT) 84-75 |
| F22  | L   | at No. 11 Florida State* | 59-58      |
| F26  | L   | at No. 9 North Carolina* | 90-76      |
| M1   | L   | No. 5 MARYLAND*          | 89-64      |
| M5   | L   | vs. Boston College^      | 76-59      |

\* Atlantic Coast Conference game

# Miami Thanksgiving Tournament (Coral Gables, Fla.)

+ ACC/Big Ten Challenge

% Miami Holiday Tournament (Coral Gables, Fla.)

^ ACC Tournament (Greensboro, N.C.)

# ALL-TIME RESULTS

## 2009-10

Record: 22-14 (13-6 H, 9-7 A, 0-1 N)

Atlantic Coast: 4-10 (T-10th)

Head Coach: Katie Meier

| Date | W/L | Opponent                     | Score  |
|------|-----|------------------------------|--------|
| N13  | W   | at UC Riverside              | 86-63  |
| N13  | W   | at CSU Bakersfield           | 111-93 |
| N18  | W   | BETHUNE-COOKMAN              | 88-46  |
| N21  | W   | at UAB                       | 70-56  |
| N24  | W   | HOUSTON                      | 68-54  |
| N27  | W   | LONG BEACH STATE#            | 83-66  |
| N28  | W   | MASSACHUSETTS#               | 63-57  |
| D5   | L   | NEBRASKA                     | 76-71  |
| D19  | W   | at Binghamton                | 68-52  |
| D21  | W   | at Cornell                   | 101-62 |
| D28  | W   | QUINNIPIAC%                  | 93-48  |
| D29  | L   | No. 17/22 TEXAS%             | 76-65  |
| D31  | W   | NORTH FLORIDA                | 80-36  |
| J3   | W   | at Miami (OH)                | 75-61  |
| J10  | W   | No. 13/11 FLORIDA STATE*     | 78-71  |
| J14  | L   | No. 7 DUKE*                  | 69-62  |
| J17  | L   | at Wake Forest*              | 67-64  |
| J21  | W   | at Maryland*                 | 80-77  |
| J24  | L   | VIRGINIA TECH*               | 73-69  |
| J27  | L   | at No. 25 Georgia Tech* (OT) | 80-73  |
| J31  | L   | at Boston College*           | 72-64  |
| F4   | W   | No. 9 NORTH CAROLINA*        | 80-69  |
| F7   | W   | SIU-EDWARDSVILLE             | 85-60  |
| F11  | L   | No. 21 VIRGINIA* (OT)        | 69-63  |
| F14  | L   | at NC State*                 | 66-64  |
| F18  | L   | at Clemson* (OT)             | 73-72  |
| F21  | L   | No. 19 GEORGIA TECH*         | 77-73  |
| F25  | L   | at No. 9 Florida State*      | 87-62  |
| F28  | W   | BOSTON COLLEGE* (OT)         | 76-68  |
| M4   | L   | vs. Wake Forest* (OT)        | 61-60  |
| M18  | W   | FGCU!                        | 70-57  |
| M21  | W   | FLORIDA!                     | 77-64  |
| M25  | W   | NORTH CAROLINA A&T!          | 84-77  |
| M28  | W   | at Providence!!              | 73-65  |
| M31  | W   | at Michigan!!!!              | 76-59  |
| A3   | L   | at California!!!!            | 73-61  |

\* Atlantic Coast Conference game

# Wyndham Miami Thanksgiving Tournament (Coral Gables, Fla.)

% Wyndham Miami Holiday Tournament (Coral Gables, Fla.)

^ ACC Tournament (Greensboro, N.C.)

! WNIT (Coral Gables, Fla.)

!! WNIT (Providence, R.I.)

!!! WNIT (Ann Arbor, Mich.)

!!!! WNIT (Berkeley, Calif.)

## 2010-11

Record: 28-5 (20-0 H, 6-3 A, 2-2 N)

Atlantic Coast: 12-2 (Regular Season Co-Champs)

Head Coach: Katie Meier

| Date | W/L | Opponent           | Score |
|------|-----|--------------------|-------|
| N12  | W   | KENNESAW STATE     | 93-39 |
| N17  | L   | at No. 21 Nebraska | 99-85 |
| N20  | W   | MIAMI (OH)         | 96-64 |
| N22  | W   | UAB                | 68-52 |
| N26  | W   | FLORIDA ATLANTIC#  | 89-48 |
| N27  | W   | UNCG#              | 78-60 |
| N29  | W   | SOUTHERN           | 85-36 |

|     |   |                           |       |
|-----|---|---------------------------|-------|
| D5  | W | CSU BAKERSFIELD           | 88-61 |
| D7  | W | No. 12 GEORGETOWN (OT)    | 81-72 |
| D11 | W | ALCORN STATE              | 94-32 |
| D18 | W | UC RIVERSIDE              | 81-59 |
| D21 | W | at Mississippi            | 82-46 |
| D28 | W | GEORGE WASHINGTON%        | 83-62 |
| D30 | W | MORGAN STATE%             | 74-47 |
| J1  | W | LIPSCOMB                  | 91-52 |
| J6  | W | at Virginia*              | 82-73 |
| J9  | W | at Virginia Tech*         | 69-56 |
| J14 | W | CLEMSON*                  | 77-48 |
| J16 | W | BOSTON COLLEGE*           | 65-53 |
| J24 | L | at No. 21 Florida State*  | 66-59 |
| J27 | W | NC STATE*                 | 84-77 |
| J30 | W | No. 25 GEORGIA TECH* (OT) | 84-74 |
| F3  | L | at No. 3 Duke*            | 82-58 |
| F10 | W | No. 11 MARYLAND*          | 83-75 |
| F13 | W | at No. 10 North Carolina* | 78-66 |
| F17 | W | at Boston College*        | 90-80 |
| F21 | W | WAKE FOREST*              | 74-46 |
| F24 | W | No. 12 FLORIDA STATE*     | 84-68 |
| F27 | W | at Georgia Tech*          | 70-59 |
| M4  | W | vs. NC State^             | 93-85 |
| M5  | L | vs. North Carolina^       | 83-57 |
| M20 | W | Gardner-Webb!             | 80-62 |
| M22 | L | Oklahoma!                 | 88-83 |

\* Atlantic Coast Conference game

# Miami Thanksgiving Tournament (Coral Gables, Fla.)

% Miami Holiday Tournament (Coral Gables, Fla.)

^ ACC Tournament (Greensboro, N.C.)

! NCAA Tournament (Charlottesville, Va.)

## 2011-12

Record: 26-6 (16-0 H, 8-5 A, 2-1 N)

Atlantic Coast: 14-2 (2nd)

Head Coach: Katie Meier

| Date | W/L | Opponent                  | Score  |
|------|-----|---------------------------|--------|
| N11  | W   | TEXAS-PAN AMERICAN        | 83-37  |
| N15  | L   | at No. 3 Tennessee        | 92-76  |
| N17  | W   | PRAIRIE VIEW A&M          | 107-26 |
| N23  | W   | at Alaska Anchorage\$     | 72-55  |
| N25  | W   | vs. USF\$                 | 92-72  |
| N27  | W   | LONGWOOD                  | 92-43  |
| D1   | W   | at Michigan State+        | 76-60  |
| D5   | W   | No. 11 RUTGERS (OT)       | 92-81  |
| D10  | W   | MISSISSIPPI               | 76-48  |
| D16  | W   | LOUISIANA-MONROE          | 103-39 |
| D21  | L   | at No. 17 Georgetown      | 71-46  |
| D28  | W   | HOLY CROSS%               | 89-49  |
| D29  | W   | VCU%                      | 91-61  |
| J2   | L   | at No. 23 North Carolina* | 65-63  |
| J5   | W   | NC STATE*                 | 78-68  |
| J9   | W   | at Georgia Tech*          | 77-65  |
| J12  | W   | No. 5 MARYLAND*           | 75-63  |
| J15  | W   | at Florida State*         | 60-57  |
| J19  | W   | at Virginia*              | 56-53  |
| J23  | W   | VIRGINIA TECH*            | 79-48  |
| J26  | W   | WAKE FOREST*              | 64-39  |
| J29  | W   | at Boston College*        | 88-57  |
| F5   | W   | CLEMSON*                  | 68-47  |
| F8   | W   | No. 22 NORTH CAROLINA*    | 61-37  |
| F12  | W   | at No. 8 Maryland*        | 76-74  |
| F16  | W   | at NC State*              | 73-61  |





# ALL-TIME RESULTS

|     |   |                              |       |
|-----|---|------------------------------|-------|
| F19 | W | FLORIDA STATE*               | 67-60 |
| F24 | L | at No. 7 Duke*               | 74-64 |
| F26 | W | BOSTON COLLEGE*              | 88-42 |
| M2  | L | vs. Wake Forest <sup>A</sup> | 81-74 |
| M17 | W | vs. Idaho State!             | 70-41 |
| M19 | L | No. 24 Gonzaga!              | 65-54 |

\* Atlantic Coast Conference game  
 \$ Great Alaska Shootout (Anchorage, Alaska)  
 + ACC/Big Ten Challenge  
 % Miami Holiday Tournament (Coral Gables, Fla.)  
 ^ ACC Tournament (Greensboro, N.C.)  
 ! NCAA Tournament (Spokane, Wash.)

## 2012-13

**Record: 21-11 (15-3 H, 5-7 A, 1-1 N)**

**Atlantic Coast: 11-7 (7-4th)**

**Head Coach: Katie Meier**

| Date | W/L | Opponent                                 | Score |
|------|-----|--|-------|
| N9   | W   | NORTH FLORIDA                            | 77-24 |
| N12  | W   | at Richmond                              | 69-63 |
| N18  | L   | No. 24/20 TENNESSEE                      | 79-67 |
| N23  | W   | FLORIDAATLANTIC#                         | 76-61 |
| N24  | W   | RADFORD#                                 | 75-58 |
| N29  | W   | No. 6/7 PENN STATE+                      | 69-65 |
| D3   | W   | ALCORN STATE                             | 68-53 |
| D8   | W   | DAVIDSON                                 | 67-35 |
| D16  | L   | at Rutgers                               | 42-34 |
| D20  | W   | NC STATE *                               | 79-53 |
| D28  | W   | CENTRAL CONN. STATE%                     | 64-43 |
| D29  | W   | WISCONSIN%                               | 67-44 |
| J3   | W   | CLEMSON*                                 | 78-56 |
| J6   | W   | VIRGINIA*                                | 58-52 |
| J10  | L   | at No. 10/10 Maryland*                   | 84-62 |
| J13  | L   | at No. 18/22 Florida State*              | 86-65 |
| J17  | W   | GEORGIA TECH*                            | 71-65 |
| J20  | L   | at Virginia *                            | 62-52 |
| J24  | W   | at Wake Forest*                          | 79-78 |
| J27  | L   | No. 11/16 NORTH CAROLINA*                | 64-62 |
| J31  | L   | at No. 5/4 Duke*                         | 82-43 |
| F3   | W   | VIRGINIA TECH*                           | 68-42 |
| F7   | W   | at Clemson*                              | 62-46 |
| F10  | L   | No. 19/20 FLORIDA STATE*                 | 93-78 |
| F17  | W   | BOSTON COLLEGE*                          | 79-54 |
| F21  | W   | at NC State*                             | 59-55 |
| F24  | L   | at Georgia Tech*                         | 68-64 |
| F28  | W   | No. 5/4 DUKE*                            | 69-65 |
| M3   | W   | VIRGINIA TECH*                           | 64-46 |
| M7   | W   | vs. Virginia Tech <sup>A</sup>           | 45-39 |
| M8   | L   | vs. No. 23/23 Florida State <sup>A</sup> | 70-58 |
| M24  | L   | at Iowa!                                 | 69-53 |

\* Atlantic Coast Conference game  
 # Miami Thanksgiving Tournament (Coral Gables, Fla.)  
 + ACC/Big Ten Challenge  
 % Miami Holiday Tournament (Coral Gables, Fla.)  
 ^ ACC Tournament (Greensboro, N.C.)  
 ! NCAA Tournament (Iowa City, Iowa)

## 2013-14

**Record: 16-15 (10-9 H, 6-5 A, 0-1 N)**

**Atlantic Coast: 8-8 (8th)**

**Head Coach: Katie Meier**

| Date | W/L | Opponent                       | Score      |
|------|-----|--------------------------------|------------|
| N8   | W   | NORTH FLORIDA                  | 79-39      |
| N10  | L   | RICHMOND                       | 57-50      |
| N15  | L   | MIDDLE TENNESSEE               | 61-55      |
| N19  | W   | at Oakland                     | 86-68      |
| N25  | W   | YALE                           | 91-67      |
| N29  | W   | ST. FRANCIS BROOKLYN#          | 78-56      |
| N30  | W   | MISSOURI#                      | 74-68      |
| D5   | L   | at Minnesota+                  | 74-67      |
| D15  | W   | COPPIN STATE                   | 63-58      |
| D21  | L   | at Arizona State               | 75-73      |
| D28  | W   | MORGAN STATE%                  | 80-42      |
| D29  | W   | NEW MEXICO%                    | 67-50      |
| J1   | L   | PENN                           | 67-66      |
| J4   | W   | at Wake Forest*                | 84-53      |
| J9   | L   | No. 18/17 FLORIDA STATE*       | 68-63      |
| J12  | W   | at Virginia Tech*              | 64-62      |
| J16  | L   | at Boston College*             | 63-62      |
| J19  | W   | No. 20/21 NC STATE*            | 80-71      |
| J23  | L   | at No. 2/2 Notre Dame*         | 79-52      |
| J26  | L   | at Clemson*                    | 60-52      |
| J30  | L   | No. 3/3 DUKE*                  | 76-75      |
| F2   | W   | at No. 6/6 North Carolina*     | 83-80      |
| F9   | L   | GEORGIA TECH*                  | 89-87      |
| F13  | L   | No. 9/9 MARYLAND*              | 67-52      |
| F16  | W   | at RV/RV Florida State*        | 76-73      |
| F20  | L   | SYRACUSE*                      | 69-48      |
| F23  | W   | WAKE FOREST*                   | 72-64      |
| F27  | W   | at Virginia*                   | 83-63      |
| M2   | W   | PITTSBURGH*                    | 67-54      |
| M6   | L   | vs. Florida State <sup>A</sup> | (OT) 72-67 |
| M29  | L   | STETSON!                       | 70-63      |

\* Atlantic Coast Conference game  
 # Miami Thanksgiving Tournament (Coral Gables, Fla.)  
 + ACC/Big Ten Challenge  
 % Miami Holiday Tournament (Coral Gables, Fla.)  
 ^ ACC Tournament (Greensboro, N.C.)  
 ! WNIT (Coral Gables, Fla.)

## 2014-15

**Record: 20-13 (15-3 H, 2-9 A, 3-1 N)**

**Atlantic Coast: 8-8 (8th)**

**Head Coach: Katie Meier**

| Date | W/L | Opponent            | Score |
|------|-----|---------------------|-------|
| N14  | W   | OAKLAND             | 66-53 |
| N17  | L   | at Middle Tennessee | 53-48 |
| N21  | W   | NORTH FLORIDA       | 81-53 |
| N25  | L   | RV/RV ARIZONA STATE | 65-61 |
| N28  | W   | ILLINOIS STATE#     | 95-44 |
| N29  | W   | TULSA#              | 69-57 |
| D4   | W   | WISCONSIN+          | 66-54 |
| D6   | W   | JACKSONVILLE        | 65-36 |
| D13  | W   | COPPIN STATE        | 70-54 |
| D18  | W   | vs. UCLA&           | 74-67 |
| D19  | L   | vs. Tulane&         | 70-65 |
| D28  | W   | FLORIDA A&M%        | 83-47 |
| D29  | W   | LSU%                | 76-71 |
| J4   | W   | BOSTON COLLEGE*     | 74-53 |

# ALL-TIME RESULTS

|     |   |                                     |       |
|-----|---|-------------------------------------|-------|
| J8  | W | No. 4/4 NOTRE DAME*                 | 78-63 |
| J11 | W | at Virginia Tech*                   | 62-45 |
| J15 | W | CLEMSON*                            | 79-42 |
| J18 | L | at No. 16/14 Duke*                  | 68-53 |
| J21 | W | VIRGINIA*                           | 67-58 |
| J25 | L | at No. 4/4 Louisville*              | 68-55 |
| F1  | L | at Pittsburgh*                      | 81-66 |
| F5  | W | VIRGINIA TECH*                      | 42-39 |
| F8  | L | at No. 9/8 Florida State*           | 80-60 |
| F12 | W | at No. 23/22 Syracuse*              | 85-71 |
| F15 | W | GEORGIA TECH*                       | 64-59 |
| F19 | L | at NC State*                        | 68-65 |
| F22 | L | No. 17/14 NORTH CAROLINA*           | 66-65 |
| F26 | L | at Wake Forest*                     | 60-59 |
| M1  | L | No. 9/8 FLORIDA STATE*              | 69-55 |
| M5  | W | vs. Virginia <sup>^</sup>           | 62-52 |
| M6  | L | vs. No. 2/2 Notre Dame <sup>^</sup> | 77-61 |
| M20 | W | vs. Washington!                     | 86-80 |
| M22 | L | at No. 18/15 Iowa!                  | 88-70 |

\* Atlantic Coast Conference game  
 # Miami Thanksgiving Tournament (Coral Gables, Fla.)  
 + ACC/Big Ten Challenge  
 % Miami Holiday Tournament (Coral Gables, Fla.)  
 & Tulane/DoubleTree Classic (New Orleans, La.)  
<sup>^</sup> ACC Tournament (Greensboro, N.C.)  
 ! NCAA Tournament (Iowa City, Iowa)

## 2015-16

**Record: 24-9 (13-3 H, 8-3 A, 3-3 N)**

**Atlantic Coast: 10-6 (1-5th)**

**Head Coach: Katie Meier**

| Date | W/L | Opponent                                 | Score |
|------|-----|--|-------|
| N13  | W   | WRIGHT STATE                             | 80-67 |
| N15  | W   | BETHUNE-COOKMAN                          | 55-47 |
| N17  | W   | at Old Dominion                          | 61-35 |
| N21  | W   | at Loyola Chicago                        | 77-50 |
| N23  | W   | at Charlotte                             | 77-70 |
| N27  | W   | MILWAUKEE#                               | 77-38 |
| N29  | W   | LA SALLE#                                | 86-58 |
| D2   | W   | ILLINOIS+                                | 73-64 |
| D4   | W   | COPPIN STATE                             | 78-59 |
| D6   | W   | UMASS LOWELL                             | 84-53 |
| D19  | L   | vs. No. 4/4 Baylor&                      | 88-81 |
| D20  | W   | vs. Indiana&                             | 89-75 |
| D22  | W   | FIU                                      | 83-55 |
| D30  | W   | NC STATE*                                | 73-44 |
| J3   | L   | at Virginia*                             | 76-56 |
| J7   | W   | PITTSBURGH*                              | 79-55 |
| J10  | W   | at Clemson*                              | 83-49 |
| J14  | W   | WAKE FOREST*                             | 71-60 |
| J17  | W   | at North Carolina*                       | 76-61 |
| J24  | L   | No. 14/13 FLORIDA STATE*                 | 69-58 |
| J28  | W   | at Virginia Tech*                        | 57-45 |
| F1   | L   | SYRACUSE*                                | 57-51 |
| F4   | W   | at Boston College*                       | 67-62 |
| F7   | W   | RV/RV DUKE*                              | 61-53 |
| F11  | W   | at Georgia Tech*                         | 58-55 |
| F14  | L   | at No. 3/3 Notre Dame*                   | 90-69 |
| F21  | W   | VIRGINIA TECH* (OT)                      | 67-56 |
| F25  | L   | No. 10/10 LOUISVILLE*                    | 79-51 |
| F28  | L   | at No. 12/12 Florida State*              | 70-67 |
| M3   | W   | vs. Pittsburgh <sup>^</sup>              | 77-55 |
| M4   | W   | vs. No. 14/10 Florida State <sup>^</sup> | 74-56 |

|     |   |                                     |       |
|-----|---|-------------------------------------|-------|
| M5  | L | vs. No. 2/3 Notre Dame <sup>^</sup> | 78-67 |
| M19 | L | vs. South Dakota State!             | 74-71 |

\* Atlantic Coast Conference game  
 # Miami Thanksgiving Classic (Coral Gables, Fla.)  
 + ACC/Big Ten Challenge  
 & Florida Sunshine Classic (Winter Park, Fla.)  
<sup>^</sup> ACC Tournament (Greensboro, N.C.)  
 ! NCAA Tournament (Stanford, Calif.)

## 2016-17

**Record: 24-9 (14-3 H, 7-5 A, 3-1 N)**

**Atlantic Coast: 10-6 (7th)**

**Head Coach: Katie Meier**

| Date | W/L | Opponent                                | Score  |
|------|-----|---|--------|
| N11  | L   | at No. 19/19 Kentucky&                  | 82-66  |
| N13  | W   | vs. Albany&                             | 77-53  |
| N16  | W   | CHARLOTTE                               | 80-46  |
| N20  | W   | at St. John's                           | 62-50  |
| N25  | W   | GRAMBLING STATE#                        | 89-61  |
| N27  | W   | TEXAS TECH#                             | 74-56  |
| D1   | W   | at No. 9/10 Ohio State+ (OT)            | 94-89  |
| D4   | W   | OLD DOMINION                            | 66-56  |
| D6   | W   | LOYOLA CHICAGO                          | 81-43  |
| D16  | W   | at FIU                                  | 69-49  |
| D19  | W   | COPPIN STATE%                           | 75-35  |
| D20  | W   | MAINE%                                  | 76-51  |
| D29  | L   | No. 7/7 FLORIDA STATE*                  | 81-66  |
| J2   | W   | at Pittsburgh*                          | 82-50  |
| J5   | W   | at RV/No. 23 NC State*                  | 67-64  |
| J8   | L   | No. 7/6 NOTRE DAME*                     | 67-55  |
| J11  | W   | No. 15/16 VIRGINIA TECH*                | 82-75  |
| J15  | L   | at No. 9/8 Louisville*                  | 63-59  |
| J22  | L   | at RV/No. 24 Syracuse*                  | 81-48  |
| J26  | W   | NORTH CAROLINA*                         | 100-88 |
| J29  | W   | BOSTON COLLEGE*                         | 58-51  |
| F2   | W   | at Wake Forest*                         | 79-56  |
| F6   | L   | at No. 5/5 Florida State*               | 80-71  |
| F9   | W   | VIRGINIA*                               | 63-52  |
| F12  | W   | CLEMSON*                                | 81-57  |
| F19  | L   | at No. 13/14 Duke*                      | 83-70  |
| F23  | W   | at Virginia Tech*                       | 79-69  |
| F26  | W   | GEORGIA TECH*                           | 75-70  |
| M2   | W   | vs. Georgia Tech <sup>^</sup>           | 87-71  |
| M3   | W   | vs. No. 8/12 Florida State <sup>^</sup> | 56-54  |
| M4   | L   | vs. No. 13/11 Duke <sup>^</sup>         | 57-52  |
| M18  | W   | FGCU!                                   | 62-60  |
| M20  | L   | QUINNIPIAC!                             | 85-78  |

\* Atlantic Coast Conference game  
 & Kentucky Classic (Lexington, Ky.)  
 # Miami Thanksgiving Tournament (Coral Gables, Fla.)  
 + ACC/Big Ten Challenge  
 % Miami Holiday Tournament (Coral Gables, Fla.)  
<sup>^</sup> ACC Tournament (Conway, S.C.)  
 ! NCAA Tournament (Coral Gables, Fla.)

## 2017-18

**Record: 21-11 (13-5 H, 5-4 A, 3-2 N)**

**Atlantic Coast: 10-6 (1-6th)**

**Head Coach: Katie Meier**

| Date | W/L | Opponent | Score |
|------|-----|----------|-------|
| N10  | W   | FIU      | 77-69 |
| N12  | W   | VERMONT  | 73-49 |

HISTORY





# ALL-TIME RESULTS

|     |   |                             |        |
|-----|---|-----------------------------|--------|
| N18 | L | at Colorado                 | 67-61  |
| N21 | W | NEW ORLEANS                 | 76-46  |
| N24 | W | MAINE#                      | 80-70  |
| N26 | L | No. 15/15 MARYLAND#         | 79-71  |
| N30 | W | MICHIGAN STATE+             | 67-57  |
| D3  | L | ST. JOHN'S                  | 74-64  |
| D10 | W | No. 20/23 KENTUCKY          | 65-54  |
| D15 | W | ALABAMA STATE               | 79-31  |
| D18 | W | vs. Sacramento State&       | 82-56  |
| D20 | W | vs. Southern Illinois&      | 75-65  |
| D28 | W | BETHUNE-COOKMAN             | 85-39  |
| D31 | W | No. 14/15 DUKE*             | 51-48  |
| J4  | L | at No. 2/2 Notre Dame*      | 83-76  |
| J7  | L | WAKE FOREST*                | 61-50  |
| J11 | L | at No. 13/12 Florida State* | 105-67 |
| J14 | W | at Clemson*                 | 72-60  |
| J18 | W | SYRACUSE*                   | 72-67  |
| J21 | W | at Boston College*          | 65-43  |
| J25 | L | No. 4/4 LOUISVILLE*         | 84-74  |
| J28 | W | at Virginia Tech*           | 82-78  |
| F4  | W | at North Carolina*          | 92-72  |
| F8  | W | No. 23/23 NC STATE*         | 52-48  |
| F11 | L | No. 12/12 FLORIDA STATE*    | 91-71  |
| F15 | W | PITTSBURGH*                 | 82-58  |
| F18 | W | at Virginia*                | 77-62  |
| F22 | L | at Georgia Tech*            | 70-51  |
| F25 | W | VIRGINIA TECH*              | 76-46  |
| M1  | W | vs. Wake Forest^            | 68-60  |
| M2  | L | vs. Florida State^          | 73-69  |
| M17 | L | vs. Quinnipiac!             | 86-72  |

\*Atlantic Coast Conference game

# Miami Thanksgiving Tournament (Coral Gables, Fla.)

+ ACC/Big Ten Challenge

& Puerto Rico Classic (Trujillo Alto, P.R.)

^ ACC Tournament (Greensboro, N.C.)

! NCAA Tournament (Storrs, Conn.)

## 2018-19

**Record: 25-9 (17-3 H, 6-5 A, 2-1 N)**

**Atlantic Coast: 12-4 (4th)**

**Head Coach: Katie Meier**

| Date | W/L | Opponent               | Score  |
|------|-----|------------------------|--------|
| N6   | W   | at FIU                 | 94-43  |
| N9   | W   | STEPHEN F. AUSTIN      | 81-60  |
| N11  | W   | HARTFORD               | 75-62  |
| N15  | W   | No. 19/19 MARQUETTE    | 63-55  |
| N18  | L   | at Iowa State          | 75-52  |
| N23  | W   | NEBRASKA#              | 82-68  |
| N25  | W   | TEMPLE#                | 73-61  |
| N29  | L   | at Purdue+             | 74-63  |
| D2   | W   | COLORADO               | 73-58  |
| D9   | W   | NEW ORLEANS            | 78-38  |
| D16  | W   | MARYLAND EASTERN SHORE | 71-53  |
| D20  | W   | vs. Vanderbilt&        | 90-65  |
| D21  | W   | vs. Alabama&           | 101-74 |
| D28  | W   | FLORIDA A&M%           | 103-54 |
| D30  | L   | CENTRAL MICHIGAN%      | 90-80  |
| J3   | W   | rv/25 VIRGINIA TECH*   | 68-61  |
| J6   | W   | at Wake Forest*        | 72-57  |
| J10  | L   | CLEMSON*               | 76-67  |
| J17  | W   | at Duke*               | 58-50  |
| J20  | W   | NORTH CAROLINA*        | 76-68  |

|     |   |                             |       |
|-----|---|-----------------------------|-------|
| J23 | W | at No. 13/14 Syracuse*      | 84-71 |
| J27 | W | BOSTON COLLEGE*             | 76-73 |
| J31 | L | at No. 24/21 Florida State* | 62-58 |
| F3  | W | VIRGINIA*                   | 72-59 |
| F7  | W | NO. 4/4 NOTRE DAME*         | 72-65 |
| F10 | W | at Pittsburgh*              | 65-51 |
| F17 | W | at No. 2/2 Louisville*      | 79-73 |
| F21 | L | at Virginia Tech*           | 73-65 |
| F24 | W | NO. 22/20 FLORIDA STATE*    | 64-54 |
| F28 | W | GEORGIA TECH*               | 69-56 |
| M3  | L | at No. 10/10 NC State*      | 70-68 |
| M8  | L | vs. No. 18/16 Syracuse^     | 92-85 |
| M22 | W | FGCU!                       | 69-62 |
| M24 | L | NO. 22/20 ARIZONA STATE!    | 57-55 |

\*Atlantic Coast Conference game

# Miami Thanksgiving Tournament (Coral Gables, Fla.)

+ ACC/Big Ten Challenge

& Florida Sunshine Classic (Orlando, Fla.)

% Miami Holiday Classic

^ ACC Tournament (Greensboro, N.C.)

! NCAA Tournament (Storrs, Conn.)

## 2019-20

**Record: 15-15 (12-6 H, 2-8 A, 1-1 N)**

**Atlantic Coast: 7-11 (11th)**

**Head Coach: Katie Meier**

| Date | W/L | Opponent                    | Score      |
|------|-----|-----------------------------|------------|
| N10  | W   | JACKSON STATE               | 83-68      |
| N13  | W   | NORTH FLORIDA               | 78-55      |
| N17  | W   | IUPUI                       | 74-65      |
| N22  | W   | vs. NC A&T&                 | 68-67      |
| N23  | L   | at No. 19/20 DePaul&        | 89-83      |
| N29  | L   | No. 7/5 OREGON STATE#       | 75-53      |
| N30  | W   | MIAMI (OH)#                 | 80-62      |
| D4   | L   | No. 14/16 INDIANA+          | 58-45      |
| D17  | W   | BINGHAMTON                  | 79-56      |
| D20  | W   | UNC ASHEVILLE%              | 75-46      |
| D21  | W   | WASHINGTON STATE%           | 74-86      |
| D29  | W   | WAKE FOREST*                | 59-56      |
| J2   | L   | at Georgia Tech*            | 61-54      |
| J5   | L   | No. 8/8 FLORIDA STATE*      | 73-62      |
| J9   | L   | No. 7/7 LOUISVILLE*         | 87-41      |
| J12  | W   | SYRACUSE*                   | 77-62      |
| J16  | L   | at North Carolina*          | 78-58      |
| J19  | L   | at Notre Dame*              | 76-53      |
| J23  | W   | CLEMSON*                    | 68-64      |
| J26  | L   | at No. 14/14 Florida State* | 69-61      |
| J30  | W   | GEORGIA TECH*               | (OT) 54-49 |
| F2   | L   | at Virginia Tech*           | 69-45      |
| F9   | L   | DUKE                        | 74-55      |
| F13  | L   | at Virginia*                | 69-64      |
| F16  | W   | at Clemson*                 | 63-48      |
| F20  | L   | No. 10/10 NC State*         | 50-48      |
| F23  | L   | at Boston College*          | 75-64      |
| F27  | W   | at Wake Forest*             | 79-63      |
| M1   | W   | PITTSBURGH*                 | 73-54      |
| M4   | L   | vs. Clemson^                | 71-56      |

\*Atlantic Coast Conference game

& Maggie Dixon Classic (Chicago, Ill.)

# Miami Thanksgiving Tournament (Coral Gables, Fla.)

+ ACC/Big Ten Challenge

% Miami Holiday Classic

^ ACC Tournament (Greensboro, N.C.)

Due to the COVID-19 outbreak, the 2020 NCAA Tournament and the 2020 WNIT were canceled.



# ALL-TIME RESULTS

## 2020-21

Record: 11-11 (8-4 H, 3-6 A, 0-1 N)

Atlantic Coast: 8-10 (7-9th)

Head Coach: Katie Meier

| Date | W/L | Opponent            | Score |
|------|-----|---------------------|-------|
| N25  | W   | JACKSONVILLE        | 74-58 |
| N28  | W   | NORTH FLORIDA       | 81-39 |
| D3   | W   | FLORIDAATLANTIC     | 73-61 |
| D10  | L   | #20/18 SYRACUSE*    | 69-58 |
| D14  | W   | NORTH CAROLINA*     | 67-63 |
| D20  | L   | at #4/3 NC State*   | 78-47 |
| D31  | L   | NOTRE DAME*         | 71-60 |
| J3   | W   | CLEMSON*            | 80-71 |
| J7   | L   | at Wake Forest*     | 63-60 |
| J10  | W   | at North Carolina*  | 69-59 |
| J17  | L   | at #24/21 Syracuse* | 99-64 |
| J21  | W   | at Pittsburgh*      | 72-68 |
| J26  | L   | at #1/1 Louisville* | 79-76 |
| J28  | L   | GEORGIA TECH*       | 70-56 |
| F7   | W   | FLORIDA STATE*      | 68-53 |
| F11  | L   | VIRGINIA TECH*      | 75-55 |
| F14  | L   | at Florida State*   | 67-59 |
| F16  | L   | at Georgia Tech*    | 67-56 |
| F18  | W   | BOSTON COLLEGE*     | 77-60 |
| F25  | W   | WAKE FOREST*        | 69-67 |
| F28  | W   | at Clemson*         | 68-62 |
| M4   | L   | vs. Virginia Tech^  | 72-64 |

\*Atlantic Coast Conference game

^ACC Tournament (Greensboro, N.C.)

HISTORY





# SERIES RECORDS

## A

|                   |     |
|-------------------|-----|
| Alabama           | 1-2 |
| UAB               | 2-2 |
| Alabama State     | 1-0 |
| Alaska Anchorage  | 2-0 |
| Albany            | 1-0 |
| Alcorn State      | 2-0 |
| Appalachian State | 1-0 |
| Arizona           | 1-1 |
| Arizona State     | 0-4 |
| Arkansas          | 0-1 |
| Army West Point   | 1-0 |
| Auburn            | 0-8 |
| Augustana         | 1-0 |
| Austin Peay       | 2-0 |

## B

|                   |       |
|-------------------|-------|
| Barry             | 3-1   |
| Baylor            | 1-1   |
| Bethune-Cookman   | 9-1   |
| Binghamton        | 4-0   |
| Boston College    | 29-18 |
| Boston University | 1-0   |
| Bradley           | 2-0   |
| BYU               | 1-1   |
| Broward Central   | 11-9  |
| Brown             | 2-0   |
| Bucknell          | 1-0   |
| Butler            | 1-1   |

## C

|                           |      |
|---------------------------|------|
| California                | 0-1  |
| UC Riverside              | 2-0  |
| Cal State Bakersfield     | 2-0  |
| Carson-Newman             | 1-0  |
| Central Arkansas          | 1-0  |
| Central Connecticut State | 1-0  |
| UCF                       | 11-3 |
| Central Michigan          | 0-1  |
| Charleston Southern       | 1-0  |
| Charlotte                 | 2-1  |
| Clemson                   | 15-8 |
| Cleveland State           | 3-0  |
| Colorado                  | 1-1  |
| Connecticut               | 5-18 |
| Coppin State              | 4-0  |
| Cornell                   | 2-0  |

## D

|                      |      |
|----------------------|------|
| Dartmouth            | 2-0  |
| Davidson             | 1-0  |
| Dayton               | 3-0  |
| Delaware State       | 1-0  |
| Delta State          | 0-1  |
| DePaul               | 0-1  |
| Detroit              | 1-1  |
| District of Columbia | 1-0  |
| Drake                | 0-1  |
| Duke                 | 4-15 |

## E

|                      |     |
|----------------------|-----|
| East Carolina        | 1-1 |
| East Tennessee State | 0-1 |

|                  |     |
|------------------|-----|
| Eastern Kentucky | 2-1 |
| Eastern Michigan | 1-0 |
| Edinboro State   | 0-1 |
| Evansville       | 1-0 |

## F

|                    |       |
|--------------------|-------|
| Fairfield          | 3-3   |
| Farleigh Dickinson | 1-0   |
| Flagler            | 2-2   |
| Florida            | 14-28 |
| Florida A&M        | 13-9  |
| Florida Atlantic   | 18-0  |
| FGCU               | 3-0   |
| FIU                | 37-22 |
| Florida Memorial   | 6-0   |
| Florida Southern   | 0-1   |
| Florida State      | 16-48 |
| Florida Tech       | 2-3   |
| Fordham            | 2-0   |
| Furman             | 1-0   |

## G

|                   |       |
|-------------------|-------|
| Gardner-Webb      | 2-0   |
| Georgetown        | 16-9  |
| George Mason      | 0-2   |
| George Washington | 1-0   |
| Georgia           | 0-2   |
| Georgia Southern  | 2-0   |
| Georgia State     | 5-3   |
| Georgia Tech      | 17-17 |
| Gonzaga           | 1-1   |
| Grambling State   | 3-2   |
| Green Bay         | 1-1   |

## H

|               |     |
|---------------|-----|
| Hampton       | 1-0 |
| Hartford      | 2-1 |
| Harvard       | 1-0 |
| Holy Cross    | 2-0 |
| Homestead AFB | 2-0 |
| Houston       | 2-7 |
| Howard        | 2-0 |

## I

|                  |     |
|------------------|-----|
| Idaho            | 0-1 |
| Idaho State      | 1-0 |
| Illinois         | 1-2 |
| Illinois-Chicago | 1-0 |
| Illinois State   | 2-0 |
| Indiana          | 2-2 |
| IUPUI            | 2-0 |
| Iona             | 1-0 |
| Iowa             | 0-4 |
| Iowa State       | 0-1 |

## J

|               |     |
|---------------|-----|
| Jackson State | 2-1 |
| Jacksonville  | 2-1 |
| James Madison | 1-0 |

# SERIES RECORDS

## K

|                |     |
|----------------|-----|
| Kansas         | 0-2 |
| Kennesaw State | 1-0 |
| Kentucky       | 2-6 |

## L

|                  |     |
|------------------|-----|
| La Salle         | 1-0 |
| Lamar            | 2-1 |
| Lawrence         | 1-0 |
| Lehigh           | 1-0 |
| Lipscomb         | 1-0 |
| Long Beach State | 1-0 |
| LIU Brooklyn     | 1-0 |
| Longwood         | 1-0 |
| LSU              | 1-3 |
| Louisiana        | 1-0 |
| Louisiana-Monroe | 1-0 |
| Louisiana Tech   | 0-2 |
| Louisville       | 2-6 |
| Loyola Chicago   | 2-0 |
| Loyola Marymount | 1-0 |

## M

|                        |      |
|------------------------|------|
| Maine                  | 3-2  |
| Manhattan              | 1-0  |
| Manhattanville         | 1-0  |
| Marquette              | 1-0  |
| Maryland               | 5-11 |
| Maryland-Eastern Shore | 3-0  |
| UMass Lowell           | 1-0  |
| Marymack (MO)          | 0-1  |
| Massachusetts          | 2-0  |
| Memphis                | 1-1  |
| Mercer                 | 5-2  |
| Miami-Dade Downtown    | 6-0  |
| Miami-Dade New World   | 11-0 |
| Miami-Dade North       | 12-8 |
| Miami-Dade South       | 7-8  |
| Miami (OH)             | 3-0  |
| Michigan               | 2-2  |
| Michigan State         | 3-2  |
| Middle Tennessee       | 1-2  |
| Millikin               | 1-0  |
| Milwaukee              | 3-0  |
| Minnesota              | 1-3  |
| Mississippi            | 4-3  |
| Mississippi State      | 0-1  |
| Missouri               | 2-0  |
| Missouri State         | 1-0  |
| UMKC                   | 1-1  |
| Monmouth               | 1-0  |
| Montana                | 1-1  |
| Morehead State         | 1-0  |
| Morgan State           | 2-0  |
| Morris Brown           | 1-0  |
| Murray State           | 2-0  |

## N

|               |     |
|---------------|-----|
| Nebraska      | 1-3 |
| New Hampshire | 1-0 |
| New Mexico    | 1-1 |
| New Orleans   | 3-0 |
| Niagara       | 1-0 |

|                    |       |
|--------------------|-------|
| Nicholls State     | 1-0   |
| Norfolk State      | 1-0   |
| North Carolina     | 12-14 |
| North Carolina A&T | 3-0   |
| UNC Asheville      | 1-0   |
| UNC Greensboro     | 1-0   |
| NC State           | 11-13 |
| North Florida      | 6-0   |
| North Dakota State | 1-0   |
| Northern Illinois  | 1-1   |
| Northwestern       | 1-1   |
| Northwestern State | 1-0   |
| Notre Dame         | 5-21  |

## O

|                |     |
|----------------|-----|
| Oakland        | 3-0 |
| Ohio State     | 1-2 |
| Oklahoma       | 2-2 |
| Oklahoma State | 1-1 |
| Old Dominion   | 2-3 |
| Oral Roberts   | 1-1 |
| Oregon         | 0-1 |
| Oregon State   | 0-1 |

## P

|                  |      |
|------------------|------|
| Penn             | 0-1  |
| Penn State       | 1-0  |
| Pepperdine       | 1-0  |
| Pittsburgh       | 24-9 |
| Prairie View A&M | 1-0  |
| Portland State   | 1-0  |
| Providence       | 18-6 |
| Purdue           | 2-4  |

## Q

|            |     |
|------------|-----|
| Quinnipiac | 2-2 |
|------------|-----|

## R

|               |      |
|---------------|------|
| Radford       | 2-0  |
| Rhode Island  | 0-2  |
| Rice          | 1-1  |
| Richmond      | 2-1  |
| Robert Morris | 1-0  |
| Rutgers       | 8-13 |

## S

|                      |      |
|----------------------|------|
| Sacramento State     | 1-0  |
| St. Bonaventure      | 1-0  |
| St. Francis Brooklyn | 1-0  |
| St. John's           | 19-7 |
| St. Joseph's         | 1-1  |
| St. Mary's           | 0-1  |
| St. Peter's          | 1-0  |
| Samford              | 1-0  |
| San Diego State      | 1-0  |
| San Francisco        | 1-0  |
| Santa Clara          | 2-0  |
| Siena                | 1-0  |
| Seton Hall           | 13-9 |
| South Alabama        | 0-1  |
| South Carolina       | 0-2  |
| South Carolina State | 0-1  |
| South Dakota State   | 0-1  |

HISTORY





# SERIES RECORDS

|                   |       |
|-------------------|-------|
| USF               | 29-11 |
| Southern          | 1-0   |
| Southern Illinois | 2-0   |
| SIU-Edwardsville  | 2-0   |
| SMU               | 0-1   |
| Southern Miss     | 1-1   |
| Stephen F. Austin | 1-1   |
| Stetson           | 19-4  |
| Syracuse          | 21-12 |

## T

|                      |     |
|----------------------|-----|
| Tampa                | 5-1 |
| Temple               | 4-1 |
| Tennessee            | 0-2 |
| UT Martin            | 0-1 |
| Texas                | 1-2 |
| Texas A&M            | 2-0 |
| TCU                  | 1-0 |
| UT Rio Grande Valley | 1-0 |
| Texas State          | 1-0 |
| Texas Southern       | 3-0 |
| Texas Tech           | 1-2 |
| Toledo               | 3-1 |
| Tulane               | 1-3 |
| Tulsa                | 1-0 |

## U

|            |     |
|------------|-----|
| UCLA       | 1-0 |
| Upper Iowa | 1-0 |

## V

|               |       |
|---------------|-------|
| Valparaiso    | 1-0   |
| Vanderbilt    | 2-1   |
| Vermont       | 1-0   |
| Villanova     | 9-13  |
| Virginia      | 10-10 |
| VCU           | 1-0   |
| Virginia Tech | 21-10 |

## W

|                  |       |
|------------------|-------|
| Wake Forest      | 15-10 |
| Washington       | 1-1   |
| Washington State | 1-0   |
| Weber State      | 1-0   |
| West Virginia    | 12-3  |
| Western Illinois | 1-0   |
| Western Kentucky | 2-4   |
| Western Michigan | 2-0   |
| William & Mary   | 1-0   |
| Wisconsin        | 2-0   |
| Wright State     | 1-0   |

## Y

|      |     |
|------|-----|
| Yale | 2-0 |
|------|-----|



# SERIES RESULTS

## ALABAMA (1-2)

(H: 1-1; N: 0-1)

|          |   |        |     |
|----------|---|--------|-----|
| 12/21/18 | W | 101-74 | (n) |
| 12/29/96 | L | 73-43  | (h) |
| 1/4/80   | L | 73-61  | (h) |

## UAB (2-2)

(H: 1-1; A: 1-1; N: 0-0)

|          |   |       |     |
|----------|---|-------|-----|
| 11/22/10 | W | 68-52 | (h) |
| 11/21/09 | W | 70-54 | (a) |
| 11/21/80 | L | 79-63 | (a) |
| 1/23/80  | L | 83-71 | (h) |

## ALABAMA STATE (1-0)

(H: 1-0)

|          |   |       |     |
|----------|---|-------|-----|
| 12/15/17 | W | 79-31 | (h) |
|----------|---|-------|-----|

## ALASKA ANCHORAGE (2-0)

(A: 2-0)

|          |   |       |     |
|----------|---|-------|-----|
| 11/23/11 | W | 72-55 | (a) |
| 3/1/87   | W | 71-62 | (a) |

## ALBANY (1-0)

(N: 1-0)

|          |   |       |     |
|----------|---|-------|-----|
| 11/13/16 | W | 77-53 | (n) |
|----------|---|-------|-----|

## ALCON STATE (2-0)

(H: 2-0)

|          |   |       |     |
|----------|---|-------|-----|
| 12/3/12  | W | 68-53 | (h) |
| 12/11/10 | W | 94-32 | (h) |

## APPALACHIAN STATE (1-0)

(H: 1-0)

|          |   |       |     |
|----------|---|-------|-----|
| 12/29/92 | W | 80-63 | (h) |
|----------|---|-------|-----|

## ARIZONA (1-1)

(H: 1-0; A: 0-1)

|         |   |       |     |
|---------|---|-------|-----|
| 12/2/89 | W | 85-65 | (h) |
| 1/27/88 | L | 78-71 | (a) |

## ARIZONA STATE (0-4)

(H: 0-1; A: 0-2; N: 0-1)

|          |   |       |     |
|----------|---|-------|-----|
| 3/24/19! | L | 57-55 | (n) |
| 11/25/14 | L | 65-61 | (h) |
| 12/21/13 | L | 75-73 | (a) |
| 1/28/88  | L | 78-74 | (a) |

! NCAA Tournament

## ARKANSAS (0-1)

(A: 0-1)

|          |   |       |     |
|----------|---|-------|-----|
| 11/23/84 | L | 79-58 | (a) |
|----------|---|-------|-----|

## ARMY WEST POINT (1-0)

(H: 1-0)

|        |   |       |     |
|--------|---|-------|-----|
| 1/7/80 | W | 73-62 | (h) |
|--------|---|-------|-----|

## AUBURN (0-8)

(H: 0-5; A: 0-3)

|          |   |       |     |
|----------|---|-------|-----|
| 12/30/08 | L | 68-53 | (h) |
| 12/29/06 | L | 79-61 | (h) |
| 12/29/94 | L | 73-43 | (h) |
| 2/4/89   | L | 73-44 | (a) |

|          |   |       |     |
|----------|---|-------|-----|
| 12/29/87 | L | 96-48 | (h) |
| 1/3/87   | L | 98-55 | (a) |
| 1/27/86  | L | 92-46 | (a) |
| 1/5/81   | L | 78-72 | (h) |

## AUGUSTANA (1-0)

(H: 1-0)

|          |   |       |     |
|----------|---|-------|-----|
| 12/29/84 | W | 77-50 | (h) |
|----------|---|-------|-----|

## AUSTIN PEAY (2-0)

(H: 2-0)

|          |   |       |     |
|----------|---|-------|-----|
| 11/28/08 | W | 64-51 | (h) |
| 1/4/82   | W | 74-52 | (h) |

## BARRY (3-1)

(H: 2-0; A: 1-1)

|         |   |       |     |
|---------|---|-------|-----|
| 2/6/89  | W | 85-36 | (h) |
| 2/19/74 | W | 41-33 | (h) |
| 2/1/74  | W | 44-41 | (a) |
| 2/15/73 | L | 51-45 | (a) |

## BAYLOR (1-1)

(N: 1-1)

|          |   |       |     |
|----------|---|-------|-----|
| 12/19/15 | L | 88-81 | (n) |
| 11/30/85 | W | 64-55 | (n) |

## BETHUNE-COOKMAN (9-1)

(H: 7-0; A: 2-1)

|          |   |             |     |
|----------|---|-------------|-----|
| 12/28/17 | W | 85-39       | (h) |
| 11/15/15 | W | 55-47       | (h) |
| 11/18/09 | W | 88-46       | (h) |
| 2/5/90   | W | 76-43       | (h) |
| 1/25/90  | W | 76-26       | (a) |
| 2/22/89  | W | 72-55       | (h) |
| 12/6/88  | W | 77-65       | (a) |
| 2/20/88  | L | 80-72       | (a) |
| 12/1/87  | W | 90-55       | (h) |
| 1/20/81  | W | 2-0—forfeit | (h) |

## BINGHAMTON (4-0)

(H: 3-0; A: 1-0)

|          |   |       |     |
|----------|---|-------|-----|
| 12/17/19 | W | 79-56 | (h) |
| 12/19/09 | W | 68-52 | (a) |
| 12/13/08 | W | 72-37 | (h) |
| 11/30/85 | W | 64-55 | (n) |

## BOSTON COLLEGE (29-18)

(H: 17-5; A: 11-10; N: 1-3)

|         |   |       |     |
|---------|---|-------|-----|
| 2/18/21 | W | 77-60 | (h) |
| 2/23/20 | L | 75-64 | (a) |
| 1/27/19 | W | 76-73 | (h) |
| 1/21/18 | W | 65-43 | (a) |
| 1/29/17 | W | 58-51 | (h) |
| 2/4/16  | W | 67-62 | (a) |
| 1/4/15  | W | 74-53 | (h) |
| 1/16/14 | L | 63-62 | (a) |
| 2/17/13 | W | 79-54 | (h) |
| 2/26/12 | W | 88-42 | (h) |
| 2/5/12  | W | 88-57 | (a) |
| 2/17/11 | W | 90-80 | (a) |
| 1/16/11 | W | 65-53 | (h) |
| 2/28/10 | W | 76-68 | (h) |
| 1/31/10 | L | 72-64 | (a) |

HISTORY





# SERIES RESULTS

|         |   |       |     |
|---------|---|-------|-----|
| 3/5/09* | L | 76-59 | (n) |
| 2/16/09 | L | 71-64 | (h) |
| 1/18/09 | L | 62-54 | (a) |
| 3/2/08  | L | 63-52 | (h) |
| 2/3/08  | L | 70-42 | (a) |
| 2/11/07 | L | 78-65 | (a) |
| 1/18/07 | W | 83-68 | (h) |
| 2/12/06 | L | 79-69 | (a) |
| 1/19/06 | W | 82-68 | (h) |
| 3/7/04# | L | 65-53 | (n) |
| 1/10/04 | W | 70-66 | (a) |
| 3/1/03  | L | 84-77 | (a) |
| 1/15/03 | L | 79-61 | (h) |
| 2/26/02 | W | 60-57 | (h) |
| 3/3/01# | L | 62-49 | (n) |
| 1/10/01 | W | 65-59 | (a) |
| 2/2/00  | L | 66-55 | (h) |
| 1/16/99 | W | 66-53 | (a) |
| 12/5/98 | W | 65-57 | (h) |
| 1/10/98 | W | 85-79 | (h) |
| 3/2/97# | W | 63-48 | (n) |
| 2/19/97 | L | 67-55 | (a) |
| 1/2/97  | L | 66-48 | (h) |
| 1/22/96 | W | 60-59 | (a) |
| 1/22/95 | W | 73-67 | (a) |
| 1/2/95  | W | 80-45 | (h) |
| 2/26/94 | W | 75-72 | (h) |
| 1/25/94 | L | 80-71 | (a) |
| 2/16/93 | W | 84-55 | (h) |
| 1/31/93 | W | 80-67 | (a) |
| 2/1/92  | W | 79-60 | (h) |
| 1/3/92  | W | 78-59 | (a) |

\*ACC Tournament  
#BIG EAST Tournament

## BOSTON UNIVERSITY (1-0)

**(A: 1-0)**

---

|         |   |       |     |
|---------|---|-------|-----|
| 1/11/90 | W | 87-69 | (a) |
|---------|---|-------|-----|

## BRADLEY (2-0)

**(H: 1-0; N: 1-0)**

---

|          |   |       |     |
|----------|---|-------|-----|
| 11/25/05 | W | 73-61 | (h) |
| 11/29/03 | W | 70-52 | (n) |

## BYU (1-1)

**(N: 1-1)**

---

|          |   |       |     |
|----------|---|-------|-----|
| 12/20/86 | L | 82-80 | (n) |
| 12/13/85 | W | 78-74 | (n) |

## BROWARD CENTRAL (11-9)

**(H: 6-1; A: 5-4; N: 0-4)**

---

|          |   |        |     |
|----------|---|--------|-----|
| 2/13/81  | W | 69-50  | (a) |
| 11/17/80 | W | 87-49  | (h) |
| 2/12/80  | W | 104-35 | (h) |
| 11/28/79 | W | 101-38 | (a) |
| 1978-79  | L | 81-58  | (n) |
| 1978-79  | L | 93-82  | (h) |
| 1978-79  | L | 77-61  | (a) |
| 2/21/78  | L | 70-62  | (n) |
| 1/2/78   | L | 59-47  | (a) |
| 2/18/77  | L | 72-65  | (h) |
| 2/16/77  | W | 75-64  | (n) |
| 2/4/77   | L | 69-59  | (a) |

|         |   |       |     |
|---------|---|-------|-----|
| 2/21/76 | L | 91-65 | (n) |
| 2/2/76  | L | 69-65 | (a) |
| 1974-75 | W | 61-26 | (h) |
| 1974-75 | W | 49-19 | (a) |
| 1/30/74 | W | 43-27 | (a) |
| 2/21/74 | W | 44-28 | (h) |
| 1/12/73 | W | 36-26 | (a) |
| 2/13/73 | W | 41-25 | (h) |

## BROWN (2-0)

**(H: 2-0)**

---

|          |   |       |     |
|----------|---|-------|-----|
| 12/29/08 | W | 81-41 | (h) |
| 12/29/99 | W | 79-62 | (h) |

## BUCKNELL (1-0)

**(H: 1-0)**

---

|          |   |       |     |
|----------|---|-------|-----|
| 12/28/92 | W | 74-54 | (h) |
|----------|---|-------|-----|

## BUTLER (1-1)

**(H: 1-1)**

---

|          |   |       |     |
|----------|---|-------|-----|
| 11/24/07 | L | 62-59 | (h) |
| 12/27/96 | W | 70-55 | (h) |

## CALIFORNIA (0-1)

**(A: 0-1)**

---

|         |   |       |     |
|---------|---|-------|-----|
| 4/3/10^ | L | 73-61 | (a) |
|---------|---|-------|-----|

^ WVNIT

## UC RIVERSIDE (2-0)

**(H: 1-0; A: 1-0)**

---

|          |   |       |     |
|----------|---|-------|-----|
| 12/18/10 | W | 81-59 | (h) |
| 11/13/09 | W | 88-73 | (a) |

## CAL STATE BAKERSFIELD (2-0)

**(H: 1-0; A: 1-0)**

---

|          |   |        |     |
|----------|---|--------|-----|
| 12/5/10  | W | 86-61  | (h) |
| 11/15/09 | W | 111-93 | (a) |

## CARSON-NEWMAN (1-0)

**(N: 1-0)**

---

|          |   |       |     |
|----------|---|-------|-----|
| 12/17/81 | W | 86-63 | (n) |
|----------|---|-------|-----|

## CENTRAL ARKANSAS (1-0)

**(H: 1-0)**

---

|          |   |       |     |
|----------|---|-------|-----|
| 12/30/07 | W | 90-57 | (h) |
|----------|---|-------|-----|

## CENTRAL CONNECTICUT STATE (1-0)

**(H: 1-0)**

---

|          |   |       |     |
|----------|---|-------|-----|
| 12/28/12 | W | 64-43 | (h) |
|----------|---|-------|-----|

## CENTRAL MICHIGAN (0-1)

**(H: 0-1)**

---

|          |   |       |     |
|----------|---|-------|-----|
| 12/20/18 | L | 90-80 | (h) |
|----------|---|-------|-----|

## UCF (11-9)

**(H: 7-0; A: 3-2; N: 1-1)**

---

|          |   |       |     |
|----------|---|-------|-----|
| 12/18/08 | W | 66-59 | (a) |
| 12/2/07  | W | 64-56 | (h) |
| 12/20/05 | W | 82-72 | (a) |
| 12/13/04 | W | 60-50 | (h) |
| 2/10/90  | W | 96-74 | (h) |
| 2/11/89  | W | 94-69 | (h) |



# SERIES RESULTS

|          |   |        |     |
|----------|---|--------|-----|
| 2/25/88  | W | 103-87 | (h) |
| 1/20/88  | W | 93-82  | (a) |
| 12/04/85 | W | 62-61  | (h) |
| 1/24/83  | L | 70-60  | (a) |
| 12/15/81 | W | 66-63  | (n) |
| 2/06/81  | W | 86-75  | (h) |
| 2/19/80  | L | 57-56  | (a) |
| 1978-79  | L | 69-51  | (n) |

## CHARLESTON SOUTHERN (1-0)

(H: 1-0)

|         |   |       |     |
|---------|---|-------|-----|
| 12/2/07 | W | 64-56 | (h) |
|---------|---|-------|-----|

## CHARLOTTE (2-1)

(H: 1-0; A: 1-0; N: 0-1)

|          |   |       |     |
|----------|---|-------|-----|
| 11/16/16 | W | 80-46 | (h) |
| 11/23/15 | W | 77-70 | (a) |
| 3/24/90^ | L | 82-80 | (n) |
| ^ WNIT   |   |       |     |

## CLEMSON (15-8)

(H: 7-3; A: 8-2; N: 0-3)

|          |   |       |     |
|----------|---|-------|-----|
| 2/28/21  | W | 68-62 | (a) |
| 1/3/21   | W | 80-71 | (h) |
| 3/4/20*  | L | 71-56 | (n) |
| 2/16/20  | W | 63-48 | (a) |
| 1/23/20  | W | 68-64 | (h) |
| 1/10/19  | L | 76-67 | (h) |
| 1/14/18  | W | 72-60 | (a) |
| 2/12/17  | W | 81-57 | (h) |
| 1/10/16  | W | 83-49 | (a) |
| 1/15/15  | W | 79-42 | (h) |
| 1/26/14  | L | 60-52 | (a) |
| 2/7/13   | W | 62-46 | (a) |
| 1/3/13   | W | 78-56 | (h) |
| 2/5/12   | W | 68-47 | (h) |
| 1/14/11  | W | 77-48 | (h) |
| 2/18/10  | L | 73-72 | (a) |
| 1/5/09   | L | 74-68 | (h) |
| 1/10/08  | W | 66-61 | (a) |
| 1/28/07  | L | 79-69 | (h) |
| 1/12/06  | W | 74-52 | (a) |
| 1/31/05  | W | 83-69 | (a) |
| 3/14/98! | L | 60-49 | (n) |
| 12/19/81 | L | 74-59 | (n) |

\* ACC Tournament

! NCAA Tournament

## CLEVELAND STATE (3-0)

(H: 3-0)

|          |   |       |     |
|----------|---|-------|-----|
| 2/28/91  | W | 91-59 | (h) |
| 12/27/89 | W | 81-53 | (h) |
| 12/27/84 | W | 95-48 | (h) |

## COLORADO (1-1)

(H: 1-0; A: 0-1)

|          |   |       |     |
|----------|---|-------|-----|
| 12/2/18  | W | 73-58 | (h) |
| 11/18/17 | L | 67-61 | (a) |

## CONNECTICUT (5-18)

(H: 2-8; A: 3-10)

|         |   |       |     |
|---------|---|-------|-----|
| 2/8/04  | L | 83-65 | (a) |
| 2/19/03 | L | 81-60 | (h) |

|         |   |       |     |
|---------|---|-------|-----|
| 1/12/02 | L | 96-50 | (a) |
| 1/23/01 | L | 81-45 | (a) |
| 12/5/00 | L | 77-53 | (h) |
| 1/29/00 | L | 84-36 | (h) |
| 2/8/00  | L | 93-46 | (a) |
| 2/6/99  | L | 88-66 | (h) |
| 1/20/99 | L | 89-55 | (a) |
| 2/13/98 | L | 80-60 | (a) |
| 3/3/97# | L | 98-71 | (a) |
| 2/16/97 | L | 86-59 | (a) |
| 1/9/97  | L | 69-51 | (h) |
| 1/10/96 | L | 79-52 | (h) |
| 2/9/95  | L | 85-48 | (a) |
| 1/24/95 | L | 92-51 | (h) |
| 2/13/94 | L | 60-48 | (h) |
| 1/23/94 | L | 87-46 | (a) |
| 2/14/93 | W | 69-51 | (h) |
| 1/15/93 | W | 69-66 | (a) |
| 3/9/92# | W | 56-47 | (a) |
| 2/21/92 | W | 75-59 | (a) |
| 1/17/92 | W | 70-66 | (h) |

# BIG EAST Tournament

## COPPIN STATE (4-0)

(H: 4-0)

|          |   |       |     |
|----------|---|-------|-----|
| 12/19/16 | W | 75-35 | (h) |
| 12/4/15  | W | 78-59 | (h) |
| 12/13/14 | W | 70-54 | (h) |
| 12/15/13 | W | 63-58 | (h) |

## CORNELL (2-0)

(H: 1-0; A: 1-0)

|          |   |        |     |
|----------|---|--------|-----|
| 12/21/09 | W | 101-62 | (a) |
| 1/2/09   | W | 61-47  | (h) |

## DARTMOUTH (2-0)

(H: 2-0)

|          |   |       |     |
|----------|---|-------|-----|
| 12/16/03 | W | 74-53 | (h) |
| 12/20/84 | W | 62-52 | (h) |

## DAVIDSON (1-0)

(H: 1-0)

|         |   |       |     |
|---------|---|-------|-----|
| 12/8/12 | W | 67-35 | (h) |
|---------|---|-------|-----|

## DAYTON (3-0)

(H: 2-0; N: 1-0)

|         |   |       |     |
|---------|---|-------|-----|
| 12/3/94 | W | 67-53 | (n) |
| 1/4/86  | W | 76-62 | (h) |
| 2/15/81 | W | 62-58 | (h) |

## DELAWARE STATE (1-0)

(H: 1-0)

|          |   |        |     |
|----------|---|--------|-----|
| 12/27/97 | W | 105-62 | (h) |
|----------|---|--------|-----|

## DELTA STATE (0-1)

(N: 0-1)

|         |   |       |     |
|---------|---|-------|-----|
| 3/7/82+ | L | 81-66 | (n) |
|---------|---|-------|-----|

+ AIAW Tournament

## DEPAUL (0-1)

(A: 0-1)

|          |   |       |     |
|----------|---|-------|-----|
| 11/23/19 | L | 89-83 | (a) |
|----------|---|-------|-----|

HISTORY





# SERIES RESULTS

## DETROIT (1-1)

(H: 0-1; A: 1-0)

|          |   |       |     |
|----------|---|-------|-----|
| 12/28/95 | L | 78-77 | (h) |
| 1/8/89   | W | 74-61 | (a) |

## DISTRICT OF COLUMBIA (1-0)

(N: 1-0)

|        |   |       |     |
|--------|---|-------|-----|
| 1/3/90 | W | 79-47 | (n) |
|--------|---|-------|-----|

## DRAKE (0-1)

(H: 0-1)

|        |   |        |     |
|--------|---|--------|-----|
| 1/2/81 | L | 101-63 | (h) |
|--------|---|--------|-----|

## DUKE (4-15)

(H: 3-5; A: 1-9; N: 0-1)

|          |   |       |     |
|----------|---|-------|-----|
| 2/9/20   | L | 74-55 | (a) |
| 1/17/19  | W | 58-50 | (a) |
| 12/31/17 | W | 51-48 | (h) |
| 3/4/17*  | L | 57-52 | (n) |
| 2/19/17  | L | 83-70 | (a) |
| 2/7/16   | W | 61-53 | (h) |
| 1/18/15  | L | 68-53 | (a) |
| 1/30/14  | L | 76-75 | (h) |
| 2/28/13  | W | 69-65 | (h) |
| 1/31/13  | L | 82-43 | (a) |
| 2/24/12  | L | 74-64 | (a) |
| 2/3/11   | L | 82-58 | (a) |
| 1/14/10  | L | 69-62 | (h) |
| 1/9/09   | L | 73-58 | (a) |
| 1/5/08   | L | 84-72 | (h) |
| 1/3/07   | L | 72-42 | (a) |
| 2/19/06  | L | 99-93 | (h) |
| 2/24/05  | L | 95-61 | (a) |
| 2/3/05   | L | 72-63 | (h) |

\*ACC Tournament

## EAST CAROLINA (1-1)

(H: 1-0; A: 0-1)

|          |   |       |     |
|----------|---|-------|-----|
| 12/19/85 | L | 58-43 | (a) |
| 1/2/82   | W | 60-56 | (h) |

## EAST TENNESSEE STATE (0-1)

(H: 0-1)

|        |   |       |     |
|--------|---|-------|-----|
| 1/5/82 | L | 70-44 | (h) |
|--------|---|-------|-----|

## EASTERN KENTUCKY (2-1)

(H: 1-0; N: 1-1)

|          |   |       |     |
|----------|---|-------|-----|
| 11/23/03 | W | 90-81 | (n) |
| 11/24/99 | W | 83-66 | (h) |
| 11/24/94 | L | 81-74 | (n) |

## EASTERN MICHIGAN (1-0)

(H: 1-0)

|          |   |       |     |
|----------|---|-------|-----|
| 12/21/02 | W | 85-66 | (h) |
|----------|---|-------|-----|

## EDINBORO STATE (0-1)

(H: 0-1)

|        |   |       |     |
|--------|---|-------|-----|
| 1/2/80 | L | 70-62 | (h) |
|--------|---|-------|-----|

## EVANSVILLE (1-0)

(H: 1-0)

|         |   |       |     |
|---------|---|-------|-----|
| 2/26/85 | W | 61-60 | (h) |
|---------|---|-------|-----|

## FAIRFIELD (3-3)

(H: 3-3)

|          |   |       |     |
|----------|---|-------|-----|
| 11/28/04 | W | 84-70 | (h) |
| 12/22/00 | L | 67-55 | (h) |
| 11/16/97 | W | 87-66 | (h) |
| 11/27/94 | W | 81-71 | (h) |
| 1/3/86   | L | 71-68 | (h) |
| 12/28/82 | L | 76-71 | (h) |

## FAIRLEIGH DICKINSON (1-0)

(H: 1-0)

|         |   |        |     |
|---------|---|--------|-----|
| 12/2/05 | W | 100-62 | (h) |
|---------|---|--------|-----|

## FLAGLER (2-2)

(A: 1-1; N: 1-1)

|         |   |       |     |
|---------|---|-------|-----|
| 2/16/80 | W | 64-62 | (n) |
| 1/27/80 | W | 74-73 | (a) |
| 1974-75 | L | 62-49 | (a) |
| 2/26/74 | L | 74-38 | (n) |

## FLORIDA (14-28)

(H: 11-6; A: 2-15; N: 1-7)

|          |   |        |     |
|----------|---|--------|-----|
| 3/21/10^ | W | 77-64  | (h) |
| 12/12/03 | W | 80-75  | (h) |
| 12/2/02  | L | 76-67  | (a) |
| 12/1/99  | L | 85-77  | (h) |
| 11/24/98 | L | 85-69  | (a) |
| 11/21/97 | L | 70-51  | (a) |
| 11/22/96 | L | 65-58  | (n) |
| 12/2/95  | L | 71-70  | (h) |
| 12/2/94  | L | 84-63  | (n) |
| 1/27/94  | L | 59-50  | (a) |
| 12/1/91  | W | 95-75  | (h) |
| 1/16/90  | W | 85-73  | (a) |
| 11/29/89 | W | 76-61  | (h) |
| 1/24/89  | W | 75-67  | (h) |
| 1/16/89  | L | 75-61  | (a) |
| 12/19/87 | W | 84-75  | (h) |
| 12/12/87 | W | 69-68  | (a) |
| 2/22/87  | W | 78-66  | (h) |
| 12/13/86 | L | 81-73  | (a) |
| 2/24/86  | W | 70-45  | (h) |
| 1/15/86  | L | 79-58  | (a) |
| 2/18/85  | W | 68-53  | (h) |
| 1/14/85  | L | 85-68  | (a) |
| 2/06/85  | L | 55-53  | (h) |
| 12/11/83 | L | 78-58  | (a) |
| 2/14/83  | L | 78-64  | (a) |
| 1/20/82  | L | 80-73  | (a) |
| 12/05/81 | W | 87-85  | (h) |
| 2/28/81  | W | 65-59  | (n) |
| 2/7/81   | W | 75-64  | (h) |
| 1/10/81  | L | 84-55  | (a) |
| 2/20/80  | L | 81-66  | (n) |
| 2/18/80  | L | 77-66  | (a) |
| 1/12/80  | L | 80-71  | (h) |
| 2/23/78  | L | 76-55  | (n) |
| 1/28/78  | L | 84-47  | (a) |
| 2/25/77  | L | 73-41  | (h) |
| 2/8/77   | L | 75-28  | (h) |
| 2/20/76  | L | 83-41  | (n) |
| 2/9/76   | L | 103-53 | (a) |
| 1974-75  | L | 58-45  | (n) |



# SERIES RESULTS

1974-75 L 67-32 (n)  
 ^ WNIT

## FLORIDA A&M (13-9)

(H: 9-2; A: 2-6; N: 2-1)

|          |   |        |     |
|----------|---|--------|-----|
| 12/28/18 | W | 103-54 | (h) |
| 12/29/14 | W | 83-47  | (h) |
| 12/1/09  | W | 83-69  | (h) |
| 3/9/91@  | W | 73-44  | (n) |
| 2/2/91   | W | 78-71  | (h) |
| 1/17/91  | L | 73-65  | (a) |
| 1/22/90  | W | 90-56  | (h) |
| 12/6/89  | W | 77-70  | (a) |
| 1/21/89  | W | 73-66  | (a) |
| 12/19/88 | W | 103-64 | (h) |
| 2/4/88   | L | 89-88  | (a) |
| 1/11/88  | W | 104-86 | (h) |
| 2/18/83  | L | 80-78  | (h) |
| 1/22/83  | L | 65-58  | (a) |
| 2/15/82  | L | 69-64  | (a) |
| 2/1/82   | W | 66-62  | (h) |
| 2/20/81  | W | 79-47  | (h) |
| 12/7/80  | L | 72-50  | (a) |
| 1978-79  | L | 90-58  | (h) |
| 1978-79  | L | 67-37  | (a) |
| 1974-75  | W | 59-38  | (n) |
| 2/27/73  | L | 55-47  | (n) |

@ NWSAC Tournament

## FLORIDA ATLANTIC (18-0)

(H: 14-0; 4-0)

|          |   |        |     |
|----------|---|--------|-----|
| 12/3/20  | W | 73-61  | (h) |
| 11/23/12 | W | 76-61  | (h) |
| 11/26/10 | W | 89-48  | (h) |
| 11/9/07  | W | 64-45  | (h) |
| 12/16/02 | W | 86-61  | (h) |
| 12/15/01 | W | 92-77  | (a) |
| 11/20/00 | W | 87-50  | (h) |
| 12/11/99 | W | 89-73  | (a) |
| 12/16/98 | W | 91-57  | (h) |
| 11/25/97 | W | 105-84 | (a) |
| 11/26/96 | W | 74-53  | (h) |
| 12/30/95 | W | 93-54  | (h) |
| 11/29/94 | W | 90-81  | (a) |
| 12/28/93 | W | 90-69  | (h) |
| 12/6/92  | W | 94-37  | (h) |
| 2/18/89  | W | 72-55  | (h) |
| 2/15/88  | W | 87-66  | (h) |
| 3/9/87   | W | 59-43  | (h) |

## FGCU (3-0)

(H: 3-0)

|          |   |       |     |
|----------|---|-------|-----|
| 3/22/19! | W | 69-62 | (h) |
| 3/18/17! | W | 62-60 | (h) |
| 3/18/10^ | W | 70-57 | (h) |

! NCAA Tournament

^ WNIT

## FIU (37-22)

(H: 24-10; A: 11-10; N: 2-2)

|          |   |       |     |
|----------|---|-------|-----|
| 11/6/18  | W | 94-43 | (a) |
| 11/10/17 | W | 77-69 | (h) |
| 12/16/16 | W | 69-49 | (a) |

|          |   |        |     |
|----------|---|--------|-----|
| 12/22/15 | W | 83-55  | (h) |
| 11/25/08 | W | 66-49  | (a) |
| 12/4/07  | L | 60-58  | (h) |
| 12/5/06  | L | 83-78  | (a) |
| 3/18/06^ | W | 95-83  | (h) |
| 12/6/05  | W | 75-63  | (h) |
| 12/4/04  | L | 67-62  | (a) |
| 12/2/03  | W | 78-58  | (h) |
| 12/14/02 | L | 81-70  | (a) |
| 2/16/02  | L | 71-65  | (h) |
| 12/9/00  | L | 78-48  | (a) |
| 12/4/99  | W | 76-61  | (h) |
| 11/18/98 | W | 67-65  | (a) |
| 12/14/97 | L | 81-60  | (h) |
| 12/14/96 | W | 55-49  | (a) |
| 12/16/95 | W | 71-49  | (h) |
| 12/6/94  | L | 77-62  | (a) |
| 12/30/93 | L | 75-56  | (h) |
| 12/13/92 | W | 80-53  | (a) |
| 12/29/91 | W | 78-53  | (h) |
| 3/8/91@  | W | 75-55  | (n) |
| 3/2/91   | W | 79-54  | (h) |
| 2/5/91   | W | 74-64  | (a) |
| 2/23/90  | W | 94-76  | (a) |
| 2/1/90   | W | 71-64  | (h) |
| 2/24/89  | W | 100-85 | (a) |
| 1/31/89  | W | 83-76  | (h) |
| 2/23/88  | L | 79-70  | (a) |
| 2/13/88  | L | 79-69  | (h) |
| 2/18/87  | L | 78-71  | (h) |
| 3/4/86   | L | 81-52  | (h) |
| 3/4/85   | W | 81-73  | (h) |
| 2/7/85   | L | 73-72  | (a) |
| 3/3/84   | L | 83-81  | (a) |
| 1/24/84  | W | 82-64  | (h) |
| 3/2/83   | L | 63-53  | (h) |
| 12/4/82  | L | 89-73  | (a) |
| 1/26/82  | W | 69-66  | (h) |
| 1/11/82  | W | 78-59  | (a) |
| 2/21/81  | W | 84-56  | (h) |
| 1/27/81  | W | 109-56 | (h) |
| 2/15/80  | W | 83-35  | (h) |
| 1/15/81  | W | 98-41  | (h) |
| 2/6/79   | W | 86-58  | (h) |
| 2/12/79  | W | 74-44  | (h) |
| 2/18/78  | W | 50-43  | (n) |
| 2/8/78   | W | 54-50  | (a) |
| 1/23/78  | W | 71-42  | (h) |
| 2/26/77  | L | 66-58  | (h) |
| 2/24/77  | W | 64-51  | (h) |
| 2/19/77  | L | 52-48  | (n) |
| 2/14/77  | W | 73-65  | (h) |
| 2/1/77   | L | 57-49  | (a) |
| 2/26/76  | L | 59-57  | (n) |
| 2/17/76  | L | 57-50  | (h) |
| 1/29/76  | W | 56-38  | (h) |

^ WNIT

@ NWSAC Tournament

## FLORIDA MEMORIAL (6-0)

(H: 3-0; A: 3-0)

|          |   |       |     |
|----------|---|-------|-----|
| 2/14/84  | W | 75-43 | (a) |
| 11/18/83 | W | 76-56 | (h) |
| 1/17/83  | W | 89-71 | (a) |

HISTORY





# SERIES RESULTS

|          |   |        |     |
|----------|---|--------|-----|
| 11/19/82 | W | 88-40  | (h) |
| 11/28/82 | W | 100-54 | (h) |
| 11/27/81 | W | 75-47  | (a) |

## FLORIDA SOUTHERN (0-1)

**(A: 0-1)**

|         |   |       |     |
|---------|---|-------|-----|
| 1/18/80 | L | 71-69 | (a) |
|---------|---|-------|-----|

## FLORIDA STATE (16-48)

**(H: 8-18; A: 4-22; N: 4-8)**

|          |   |            |     |
|----------|---|------------|-----|
| 2/14/21  | L | 67-59      | (a) |
| 2/7/21   | W | 68-53      | (h) |
| 1/26/20  | L | 79-61      | (a) |
| 1/5/20   | L | 73-62      | (h) |
| 2/24/19  | W | 64-54      | (h) |
| 1/31/19  | L | 62-58      | (a) |
| 3/2/18*  | L | 73-69      | (n) |
| 2/11/18  | L | 91-71      | (h) |
| 1/11/18  | L | 105-67     | (a) |
| 3/3/17*  | W | 56-54      | (n) |
| 2/6/17   | L | 80-71      | (a) |
| 12/29/16 | L | 81-66      | (h) |
| 3/4/16*  | W | 74-56      | (n) |
| 2/28/16  | L | 70-67      | (a) |
| 1/24/16  | L | 69-58      | (h) |
| 3/1/15   | L | 69-55      | (h) |
| 2/8/15   | L | 80-60      | (a) |
| 3/6/14*  | L | 72-67 (OT) | (n) |
| 2/16/14  | W | 76-73      | (a) |
| 1/09/14  | L | 68-63      | (h) |
| 3/8/13*  | L | 70-58      | (n) |
| 2/10/13  | L | 93-78      | (h) |
| 1/13/13  | L | 86-65      | (a) |
| 2/19/12  | W | 67-60      | (h) |
| 1/15/12  | W | 60-57      | (a) |
| 2/24/11  | W | 84-68      | (h) |
| 1/24/11  | L | 66-59      | (a) |
| 2/25/10  | L | 87-62      | (a) |
| 1/10/10  | W | 78-70      | (h) |
| 2/22/09  | L | 59-58      | (a) |
| 2/8/09   | L | 75-59      | (h) |
| 2/28/08  | L | 50-49      | (a) |
| 1/24/08  | L | 75-70      | (h) |
| 2/1/07   | L | 75-68      | (h) |
| 1/7/07   | L | 71-62      | (a) |
| 2/17/06  | L | 68-61      | (a) |
| 2/9/06   | L | 79-54      | (h) |
| 1/27/05  | W | 62-57      | (h) |
| 1/9/05   | L | 65-56      | (a) |
| 12/19/92 | L | 64-61      | (h) |
| 1/23/91  | L | 71-69      | (a) |
| 12/19/91 | L | 76-62      | (h) |
| 2/17/90  | L | 95-66      | (a) |
| 12/11/88 | W | 88-79      | (h) |
| 11/26/88 | W | 96-85      | (n) |
| 1/29/87  | W | 80-73      | (a) |
| 12/15/86 | L | 75-74      | (h) |
| 2/25/85  | W | 74-67      | (a) |
| 12/15/84 | W | 79-65      | (h) |
| 1/13/84  | L | 76-64      | (a) |
| 3/5/82   | L | 84-80      | (n) |
| 2/13/82  | L | 66-52      | (a) |
| 12/12/81 | L | 77-74      | (h) |

|          |   |       |     |
|----------|---|-------|-----|
| 2/27/81  | W | 79-70 | (n) |
| 1/13/81  | L | 62-55 | (h) |
| 12/6/80  | L | 87-73 | (a) |
| 2/22/80  | L | 72-61 | (n) |
| 1/22/80  | L | 93-74 | (a) |
| 12/14/79 | L | 82-64 | (h) |
| 1978-79  | L | 73-57 | (n) |
| 1978-79  | L | 74-64 | (h) |
| 1978-79  | L | 79-53 | (a) |
| 2/24/78  | L | 66-56 | (n) |
| 1974-75  | L | 59-45 | (n) |

\* ACC Tournament

## FLORIDA TECH (2-3)

**(H: 0-1; N: 2-2)**

|         |   |       |     |
|---------|---|-------|-----|
| 2/7/76  | W | 60-55 | (n) |
| 1/17/76 | L | 60-57 | (h) |
| 1974-75 | W | 53-32 | (n) |
| 2/27/74 | L | 36-41 | (n) |
| 2/26/73 | L | 38-31 | (n) |

## FORDHAM (2-0)

**(H: 2-0)**

|          |   |       |     |
|----------|---|-------|-----|
| 11/23/07 | W | 57-40 | (h) |
| 1/8/85   | W | 92-73 | (h) |

## FURMAN (1-0)

**(H: 1-0)**

|          |   |       |     |
|----------|---|-------|-----|
| 11/21/99 | W | 88-46 | (h) |
|----------|---|-------|-----|

## GARDNER-WEBB (2-0)

**(H: 1-0; N: 1-0)**

|          |   |       |     |
|----------|---|-------|-----|
| 3/20/11! | W | 80-62 | (n) |
| 11/19/04 | W | 65-47 | (h) |

! NCAA Tournament

## GEORGETOWN (16-9)

**(H: 9-4; A: 6-5; N: 1-0)**

|          |   |       |     |
|----------|---|-------|-----|
| 12/21/11 | L | 71-46 | (a) |
| 12/7/10  | W | 81-72 | (h) |
| 1/4/04   | W | 57-55 | (h) |
| 3/4/03   | W | 73-71 | (h) |
| 1/4/03   | W | 60-57 | (a) |
| 3/2/02   | W | 69-52 | (n) |
| 2/13/02  | W | 64-56 | (a) |
| 2/3/01   | W | 52-46 | (h) |
| 1/19/00  | L | 63-61 | (h) |
| 2/19/00  | L | 66-61 | (a) |
| 2/13/99  | W | 81-62 | (a) |
| 1/26/99  | L | 69-51 | (h) |
| 3/1/98#  | W | 81-66 | (h) |
| 1/31/98  | W | 81-74 | (a) |
| 2/25/97  | W | 62-58 | (h) |
| 1/15/97  | L | 62-55 | (a) |
| 2/14/96  | L | 71-69 | (h) |
| 2/15/95  | L | 65-63 | (h) |
| 1/11/95  | W | 72-66 | (a) |
| 2/17/94  | L | 81-60 | (a) |
| 2/11/93  | W | 67-59 | (h) |
| 2/9/93   | L | 90-88 | (a) |
| 1/9/93   | W | 62-55 | (h) |
| 2/8/92   | W | 83-76 | (a) |
| 1/8/92   | W | 89-51 | (h) |

# BIG EAST Tournament



# SERIES RESULTS

## GEORGE MASON (0-2)

(H: 0-1; A: 0-1)

|          |   |       |     |
|----------|---|-------|-----|
| 11/30/05 | L | 68-61 | (h) |
| 11/30/04 | L | 60-35 | (a) |

## GEORGE WASHINGTON (1-0)

(H: 1-0)

|          |   |       |     |
|----------|---|-------|-----|
| 12/28/10 | W | 83-62 | (h) |
|----------|---|-------|-----|

## GEORGIA (0-2)

(A: 0-1; N: 0-1)

|         |   |       |     |
|---------|---|-------|-----|
| 1/15/06 | L | 74-59 | (n) |
| 2/20/82 | L | 91-51 | (a) |

## GEORGIA SOUTHERN (2-0)

(H: 1-0; A: 1-0)

|         |   |       |     |
|---------|---|-------|-----|
| 1/31/91 | W | 89-66 | (h) |
| 1/19/91 | W | 86-79 | (a) |

## GEORGIA STATE (5-3)

(H: 2-1; A: 2-0; N: 1-2)

|          |   |       |     |
|----------|---|-------|-----|
| 11/10/06 | W | 68-60 | (h) |
| 1/24/91  | W | 68-49 | (h) |
| 12/4/90  | W | 85-60 | (a) |
| 2/24/84  | L | 88-79 | (n) |
| 1/7/83   | W | 71-66 | (n) |
| 12/19/82 | L | 83-69 | (n) |
| 2/22/82  | W | 72-66 | (a) |
| 12/29/81 | L | 63-60 | (h) |

## GEORGIA TECH (17-17)

(H: 10-6; A: 5-8; N: 2-3)

|         |   |            |     |
|---------|---|------------|-----|
| 2/16/21 | L | 67-56      | (a) |
| 1/28/21 | L | 70-56      | (h) |
| 1/30/20 | W | 54-49 (OT) | (h) |
| 1/2/20  | L | 61-54      | (a) |
| 2/28/19 | W | 69-56      | (h) |
| 2/22/18 | L | 70-51      | (a) |
| 3/2/17* | W | 87-71      | (n) |
| 2/26/17 | W | 75-70      | (h) |
| 2/11/16 | W | 58-55      | (a) |
| 2/15/15 | W | 64-59      | (h) |
| 2/9/14  | L | 89-87      | (h) |
| 2/24/13 | L | 68-64      | (a) |
| 1/17/13 | W | 71-65      | (h) |
| 1/9/12  | W | 77-65      | (a) |
| 2/27/11 | W | 70-59      | (a) |
| 1/30/11 | W | 84-74      | (h) |
| 2/21/10 | L | 77-73      | (h) |
| 1/27/10 | L | 80-73      | (a) |
| 1/29/09 | L | 68-42      | (a) |
| 1/12/09 | L | 60-50      | (h) |
| 3/6/08* | L | 76-49      | (n) |
| 2/7/08  | W | 54-52      | (h) |
| 1/13/08 | L | 68-65      | (a) |
| 3/1/07* | L | 66-52      | (n) |
| 2/15/07 | L | 66-45      | (h) |
| 1/15/07 | L | 52-37      | (a) |
| 3/2/06* | L | 79-62      | (n) |
| 2/26/06 | W | 90-85      | (h) |
| 1/5/06  | W | 75-63      | (a) |
| 3/4/05* | W | 60-58      | (n) |
| 1/23/05 | L | 62-46      | (h) |

|          |   |       |     |
|----------|---|-------|-----|
| 3/13/02^ | W | 73-64 | (a) |
| 12/30/91 | W | 78-63 | (h) |
| 12/15/80 | W | 86-80 | (h) |

\* ACC Tournament  
^ WNIT

## GONZAGA (1-1)

(A: 0-1; N: 1-0)

|          |   |       |     |
|----------|---|-------|-----|
| 3/19/11! | L | 65-54 | (a) |
| 2/28/86  | W | 79-52 | (n) |

! NCAA Tournament

## GRAMBLING STATE (3-2)

(H: 3-2)

|          |   |       |     |
|----------|---|-------|-----|
| 11/25/16 | W | 89-61 | (h) |
| 12/21/08 | W | 83-65 | (h) |
| 12/28/94 | L | 98-75 | (h) |
| 12/4/86  | W | 67-65 | (h) |
| 12/6/85  | L | 81-75 | (h) |

## GREEN BAY (0-2)

(H: 0-1; A: 0-1)

|          |   |       |     |
|----------|---|-------|-----|
| 11/16/08 | L | 63-61 | (h) |
| 11/30/02 | L | 83-72 | (a) |

## HAMPTON (1-0)

(H: 1-0)

|          |   |       |     |
|----------|---|-------|-----|
| 12/12/98 | W | 84-52 | (h) |
|----------|---|-------|-----|

## HARTFORD (2-1)

(H: 2-0; A: 0-1)

|          |   |       |     |
|----------|---|-------|-----|
| 11/11/19 | W | 75-62 | (h) |
| 12/10/05 | W | 82-62 | (h) |
| 11/23/04 | L | 63-53 | (a) |

## HARVARD (1-0)

(H: 1-0)

|          |   |       |     |
|----------|---|-------|-----|
| 12/22/91 | W | 87-62 | (h) |
|----------|---|-------|-----|

## HOLY CROSS (2-0)

(H: 1-0; N: 1-0)

|          |   |       |     |
|----------|---|-------|-----|
| 12/28/11 | W | 89-49 | (h) |
| 1/2/87   | W | 83-76 | (n) |

## HOMESTEAD AFB (2-0)

(H: 1-0; A: 1-0)

|         |   |        |     |
|---------|---|--------|-----|
| 2/23/76 | W | 63-50  | (a) |
| 1/14/76 | W | 100-20 | (h) |

## HOUSTON (2-7)

(H: 2-1; A: 0-6)

|          |   |       |     |
|----------|---|-------|-----|
| 11/24/09 | W | 68-54 | (h) |
| 11/21/08 | L | 70-64 | (a) |
| 12/8/07  | L | 63-62 | (h) |
| 12/19/06 | L | 82-73 | (a) |
| 3/16/02^ | L | 83-76 | (a) |
| 11/28/95 | L | 80-72 | (a) |
| 12/2/89  | L | 81-76 | (a) |
| 2/11/85  | L | 83-68 | (a) |
| 1/9/82   | W | 64-47 | (h) |

^ WNIT

HISTORY





# SERIES RESULTS

## HOWARD (2-0)

(H: 1-0; N: 1-0)

|          |   |       |     |
|----------|---|-------|-----|
| 2/9/91   | W | 78-58 | (h) |
| 11/27/87 | W | 81-58 | (n) |

## IDAHO (0-1)

(N: 0-1)

|         |   |       |     |
|---------|---|-------|-----|
| 2/22/84 | L | 68-66 | (n) |
|---------|---|-------|-----|

## IDAHO STATE (1-0)

(N: 1-0)

|          |   |       |     |
|----------|---|-------|-----|
| 3/17/11! | W | 70-41 | (n) |
|----------|---|-------|-----|

! NCAA Tournament

## ILLINOIS (1-2)

(H: 1-1; N: 0-1)

|          |   |       |     |
|----------|---|-------|-----|
| 12/2/15  | W | 73-64 | (h) |
| 12/30/87 | L | 85-83 | (h) |
| 12/14/85 | L | 73-47 | (n) |

## ILLINOIS-CHICAGO (1-0)

(H: 1-0)

|          |   |       |     |
|----------|---|-------|-----|
| 12/16/89 | W | 70-41 | (h) |
|----------|---|-------|-----|

## ILLINOIS STATE (2-0)

(H: 1-0; N: 1-0)

|          |   |       |     |
|----------|---|-------|-----|
| 11/28/14 | W | 95-44 | (h) |
| 3/22/90^ | W | 85-83 | (n) |

^ WNIT

## INDIANA (2-2)

(H: 1-2; N: 1-0)

|          |   |       |     |
|----------|---|-------|-----|
| 12/4/19  | L | 58-45 | (h) |
| 12/20/15 | W | 89-75 | (n) |
| 12/5/08  | L | 69-54 | (h) |
| 11/25/06 | W | 79-70 | (h) |

## IUPUI (2-0)

(H: 2-0)

|          |   |       |     |
|----------|---|-------|-----|
| 11/17/19 | W | 74-65 | (h) |
| 11/23/01 | W | 72-58 | (h) |

## IONA (1-0)

(H: 1-0)

|          |   |       |     |
|----------|---|-------|-----|
| 11/18/01 | W | 71-52 | (h) |
|----------|---|-------|-----|

## IOWA (0-4)

(A: 0-3; N: 0-1)

|          |   |       |     |
|----------|---|-------|-----|
| 3/22/15! | L | 88-70 | (a) |
| 3/24/13! | L | 69-53 | (a) |
| 2/10/86  | L | 75-46 | (a) |
| 11/29/85 | L | 83-63 | (n) |

! NCAA Tournament

## IOWA STATE (0-1)

(A: 0-1)

|          |   |       |     |
|----------|---|-------|-----|
| 11/18/18 | L | 75-62 | (a) |
|----------|---|-------|-----|

## JACKSON STATE (2-1)

(H: 2-1)

|          |   |       |     |
|----------|---|-------|-----|
| 11/10/19 | W | 83-68 | (h) |
| 12/1/06  | W | 77-50 | (h) |

|          |   |       |     |
|----------|---|-------|-----|
| 12/29/81 | L | 71-45 | (h) |
|----------|---|-------|-----|

## JACKSONVILLE (2-1)

(H: 2-1)

|          |   |       |     |
|----------|---|-------|-----|
| 11/25/20 | W | 74-58 | (h) |
| 12/6/14  | W | 65-36 | (h) |
| 11/13/07 | L | 72-64 | (h) |

## JAMES MADISON (1-0)

(N: 1-0)

|        |   |       |     |
|--------|---|-------|-----|
| 1/4/90 | W | 72-53 | (n) |
|--------|---|-------|-----|

## KANSAS (0-2)

(H: 0-2)

|          |   |        |     |
|----------|---|--------|-----|
| 12/28/90 | L | 76-48  | (h) |
| 12/31/79 | L | 101-62 | (h) |

## KENNESAW STATE (1-0)

(H: 1-0)

|          |   |       |     |
|----------|---|-------|-----|
| 11/12/10 | W | 93-39 | (h) |
|----------|---|-------|-----|

## KENTUCKY (2-6)

(H: 2-1; A: 0-3; N: 0-2)

|          |   |        |     |
|----------|---|--------|-----|
| 12/10/17 | W | 65-54  | (h) |
| 11/11/16 | L | 82-66  | (a) |
| 12/1/01  | L | 60-57  | (a) |
| 12/19/00 | W | 74-59  | (h) |
| 3/23/90^ | L | 80-68  | (n) |
| 12/9/89  | L | 80-71  | (n) |
| 12/6/86  | L | 71-55  | (h) |
| 2/8/86   | L | 108-53 | (a) |

^ WNIT

## LA SALLE (1-0)

(H: 1-0)

|          |   |       |     |
|----------|---|-------|-----|
| 11/29/15 | W | 86-58 | (h) |
|----------|---|-------|-----|

## LAMAR (2-1)

(H: 2-1)

|         |   |       |     |
|---------|---|-------|-----|
| 1/11/85 | W | 89-54 | (h) |
| 12/2/83 | W | 71-62 | (h) |
| 1/1/80  | L | 78-56 | (h) |

## LAWRENCE (1-0)

(H: 1-0)

|          |   |       |     |
|----------|---|-------|-----|
| 12/14/82 | W | 74-34 | (h) |
|----------|---|-------|-----|

## LEHIGH (1-0)

(H: 1-0)

|          |   |       |     |
|----------|---|-------|-----|
| 12/27/01 | W | 76-49 | (h) |
|----------|---|-------|-----|

## LIPSCOMB (1-0)

(H: 1-0)

|        |   |       |     |
|--------|---|-------|-----|
| 1/1/11 | W | 91-52 | (h) |
|--------|---|-------|-----|

## LONG BEACH STATE (1-0)

(H: 1-0)

|          |   |       |     |
|----------|---|-------|-----|
| 11/27/09 | W | 83-66 | (h) |
|----------|---|-------|-----|

## LIU BROOKLYN (1-0)

(H: 1-0)

|         |   |       |     |
|---------|---|-------|-----|
| 1/17/95 | W | 74-59 | (h) |
|---------|---|-------|-----|



# SERIES RESULTS

## LONGWOOD (1-0)

(H: 1-0)

|          |   |       |     |
|----------|---|-------|-----|
| 11/27/11 | W | 92-43 | (h) |
|----------|---|-------|-----|

## LSU (1-3)

(H: 1-1; N: 0-2)

|          |   |       |     |
|----------|---|-------|-----|
| 12/29/14 | W | 76-71 | (h) |
| 12/19/07 | L | 63-52 | (n) |
| 1/10/86  | L | 54-94 | (n) |
| 1/16/85  | L | 62-67 | (h) |

## LOUISIANA (1-0)

(N: 1-0)

|        |   |       |     |
|--------|---|-------|-----|
| 1/6/84 | W | 84-78 | (n) |
|--------|---|-------|-----|

## LOUISIANA-MONROE (1-1)

(H: 1-1)

|          |   |        |     |
|----------|---|--------|-----|
| 12/16/11 | W | 103-39 | (h) |
| 12/30/85 | L | 88-62  | (h) |

## LOUISIANA TECH (0-2)

(H: 0-1; A: 0-1)

|         |   |       |     |
|---------|---|-------|-----|
| 3/5/87  | L | 76-58 | (h) |
| 1/25/86 | L | 81-40 | (a) |

## LOUISVILLE (2-6)

(H: 0-3; A: 2-3)

|         |   |       |     |
|---------|---|-------|-----|
| 1/26/21 | L | 79-76 | (a) |
| 1/9/20  | L | 87-41 | (h) |
| 2/17/19 | W | 79-73 | (a) |
| 1/25/18 | L | 84-74 | (h) |
| 1/15/17 | L | 63-59 | (a) |
| 2/25/16 | L | 79-51 | (h) |
| 1/25/15 | L | 68-55 | (a) |
| 1/11/89 | W | 59-58 | (a) |

## LOYOLA CHICAGO (2-0)

(H: 1-0; A: 1-0)

|          |   |       |     |
|----------|---|-------|-----|
| 12/6/16  | W | 81-43 | (h) |
| 11/21/15 | W | 77-50 | (a) |

## LOYOLA MARYMOUNT (1-0)

(H: 1-0)

|          |   |       |     |
|----------|---|-------|-----|
| 12/29/04 | W | 78-67 | (h) |
|----------|---|-------|-----|

## MAINE (3-2)

(H: 3-1; A: 0-1)

|          |   |       |     |
|----------|---|-------|-----|
| 11/24/17 | W | 80-70 | (h) |
| 12/20/16 | W | 76-51 | (h) |
| 12/29/07 | L | 54-53 | (h) |
| 12/28/97 | W | 91-78 | (h) |
| 1/13/88  | L | 76-56 | (a) |

## MANHATTAN (1-0)

(H: 1-0)

|          |   |       |     |
|----------|---|-------|-----|
| 11/24/95 | W | 74-66 | (h) |
|----------|---|-------|-----|

## MANHATTANVILLE (1-0)

(H: 1-0)

|        |   |       |     |
|--------|---|-------|-----|
| 1/9/77 | W | 48-46 | (h) |
|--------|---|-------|-----|

## MARQUETTE (1-0)

(H: 1-0)

|          |   |       |     |
|----------|---|-------|-----|
| 11/15/19 | W | 63-55 | (h) |
|----------|---|-------|-----|

## MARYLAND (5-11)

(H: 3-5; A: 2-4; N: 0-2)

|          |   |        |     |
|----------|---|--------|-----|
| 11/26/17 | L | 79-71  | (h) |
| 2/13/14  | L | 67-52  | (h) |
| 1/10/13  | L | 84-62  | (a) |
| 2/12/12  | W | 76-74  | (a) |
| 1/12/12  | W | 75-63  | (h) |
| 2/10/11  | W | 83-75  | (h) |
| 1/21/10  | W | 80-77  | (a) |
| 3/1/09   | L | 89-65  | (h) |
| 1/31/08  | L | 90-50  | (a) |
| 1/10/07  | L | 111-53 | (h) |
| 2/1/06   | L | 88-77  | (a) |
| 2/17/05  | L | 70-65  | (h) |
| 3/21/04  | L | 86-85  | (n) |
| 12/29/02 | W | 97-66  | (h) |
| 2/11/93  | L | 67-57  | (a) |
| 1/4/87   | L | 84-64  | (n) |

! NCAA Tournament

## MARYLAND EASTERN SHORE (3-0)

(H: 2-0; N: 1-0)

|          |   |       |     |
|----------|---|-------|-----|
| 12/16/19 | W | 71-53 | (h) |
| 11/27/04 | W | 88-64 | (n) |
| 1/14/87  | W | 82-61 | (h) |

## MARYMACK (MD) (0-1)

(H: 0-1)

|        |   |       |     |
|--------|---|-------|-----|
| 1/3/76 | L | 63-53 | (h) |
|--------|---|-------|-----|

## MASSACHUSETTS (2-0)

(H: 1-0; A: 1-0)

|          |   |       |     |
|----------|---|-------|-----|
| 11/28/09 | W | 63-57 | (h) |
| 1/9/90   | W | 76-58 | (a) |

## UMASS LOWELL (1-0)

(H: 1-0)

|         |   |       |     |
|---------|---|-------|-----|
| 12/6/15 | W | 84-53 | (h) |
|---------|---|-------|-----|

## MEMPHIS (1-1)

(H: 1-0; A: 0-1)

|          |   |       |     |
|----------|---|-------|-----|
| 11/27/84 | L | 91-74 | (a) |
| 1/4/84   | W | 76-73 | (h) |

## MERCER (5-2)

(H: 4-1; A: 1-1)

|          |   |       |     |
|----------|---|-------|-----|
| 2/14/91  | L | 80-71 | (a) |
| 1/26/91  | L | 86-83 | (h) |
| 2/19/90  | W | 84-62 | (h) |
| 2/2/89   | W | 75-47 | (a) |
| 12/21/88 | W | 93-62 | (h) |
| 12/17/85 | W | 71-57 | (h) |
| 12/30/81 | W | 68-67 | (h) |

## MIAMI-DADE DOWNTOWN (6-0)

(H: 3-0; A: 3-0)

|         |   |       |     |
|---------|---|-------|-----|
| 2/10/77 | W | 67-45 | (h) |
| 1/13/77 | W | 75-56 | (a) |

HISTORY





# SERIES RESULTS

|         |   |       |     |
|---------|---|-------|-----|
| 2/3/76  | W | 71-38 | (h) |
| 1/22/76 | W | 74-54 | (a) |
| 1974-75 | W | 58-26 | (h) |
| 1974-75 | W | 65-21 | (a) |

## MIAMI-DADE NEW WORLD (11-0)

(H: 4-0; A: 4-0; N: 3-0)

|          |   |       |     |
|----------|---|-------|-----|
| 2/10/81  | W | 72-57 | (a) |
| 12/10/80 | W | 82-55 | (h) |
| 2/14/80  | W | 85-19 | (n) |
| 1/10/80  | W | 89-54 | (h) |
| 12/10/79 | W | 98-35 | (a) |
| 1978-79  | W | 81-63 | (a) |
| 1978-79  | W | 79-54 | (n) |
| 1978-79  | W | 52-35 | (h) |
| 2/17/78  | W | 54-41 | (n) |
| 2/13/78  | W | 67-41 | (h) |
| 1/16/78  | W | 63-57 | (a) |

## MIAMI-DADE NORTH (12-8)

(H: 6-2; A: 6-5; N: 0-1)

|         |   |        |     |
|---------|---|--------|-----|
| 2/23/81 | W | 58-48  | (a) |
| 1/22/81 | W | 80-60  | (h) |
| 2/15/80 | W | 55-52  | (a) |
| 12/8/79 | W | 90-66  | (a) |
| 12/1/79 | W | 77-56  | (h) |
| 1978-79 | W | 86-44  | (a) |
| 1978-79 | W | 97-61  | (a) |
| 1978-79 | W | 74-42  | (h) |
| 1/25/78 | W | 88-34  | (a) |
| 2/22/77 | W | 75-68  | (h) |
| 1/24/77 | L | 106-69 | (a) |
| 2/11/76 | L | 64-49  | (a) |
| 1/27/76 | L | 80-58  | (h) |
| 1974-75 | L | 54-46  | (a) |
| 1974-75 | W | 44-38  | (h) |
| 1974-75 | L | 65-49  | (n) |
| 2/18/74 | L | 38-36  | (a) |
| 2/13/74 | W | 29-23  | (h) |
| 2/22/73 | L | 47-36  | (a) |
| 1/9/73  | L | 37-21  | (h) |

## MIAMI-DADE SOUTH (7-8)

(H: 5-0; A: 2-6; N: 0-2)

|          |   |       |     |
|----------|---|-------|-----|
| 2/3/81   | L | 63-60 | (a) |
| 12/2/80  | W | 75-51 | (h) |
| 2/28/80  | L | 60-57 | (a) |
| 12/11/79 | W | 84-71 | (h) |
| 1978-79  | W | 66-60 | (h) |
| 2/18/78  | L | 69-59 | (n) |
| 2/7/78   | L | 53-46 | (a) |
| 1/20/78  | W | 73-69 | (h) |
| 2/7/77   | L | 56-50 | (a) |
| 1/26/77  | W | 42-39 | (h) |
| 2/7/76   | L | 62-60 | (n) |
| 1/20/76  | L | 49-40 | (a) |
| 1974-75  | W | 60-52 | (a) |
| 2/12/74  | W | 48-47 | (a) |
| 2/8/73   | L | 56-26 | (a) |

## MIAMI (OH) (3-0)

(H: 2-0; A: 1-0)

|          |   |       |     |
|----------|---|-------|-----|
| 11/30/19 | W | 80-62 | (h) |
|----------|---|-------|-----|

|          |   |       |     |
|----------|---|-------|-----|
| 11/20/10 | W | 96-64 | (h) |
| 1/3/10   | W | 75-61 | (a) |

## MICHIGAN (2-2)

(H: 1-1; 1-1)

|                      |   |       |     |
|----------------------|---|-------|-----|
| 3/31/10 <sup>^</sup> | W | 76-59 | (a) |
| 11/19/07             | L | 65-50 | (h) |
| 12/3/06              | L | 60-55 | (a) |
| 12/28/89             | W | 72-64 | (h) |

<sup>^</sup> WNI/T

## MICHIGAN STATE (3-2)

(H: 2-1; A: 1-1)

|          |   |       |     |
|----------|---|-------|-----|
| 11/30/17 | W | 67-57 | (h) |
| 12/1/11  | W | 76-60 | (a) |
| 12/29/90 | L | 79-73 | (h) |
| 12/19/86 | L | 63-52 | (a) |
| 12/30/84 | W | 78-68 | (h) |

## MIDDLE TENNESSEE (1-2)

(H: 1-1; A: 0-1)

|          |   |       |     |
|----------|---|-------|-----|
| 11/17/14 | L | 53-48 | (a) |
| 11/15/13 | L | 61-55 | (h) |
| 12/30/80 | W | 80-74 | (h) |

## MILLIKIN (1-0)

(H: 1-0)

|        |   |       |     |
|--------|---|-------|-----|
| 1/2/83 | W | 66-62 | (h) |
|--------|---|-------|-----|

## MILWAUKEE (3-0)

(H: 2-0; A: 1-0)

|          |   |            |     |
|----------|---|------------|-----|
| 11/27/15 | W | 77-38      | (h) |
| 11/28/07 | W | 73-70 (OT) | (a) |
| 11/13/06 | W | 78-71      | (h) |

## MINNESOTA (1-3)

(H: 1-1; A: 0-2)

|          |   |       |     |
|----------|---|-------|-----|
| 12/05/13 | L | 74-67 | (a) |
| 12/30/01 | L | 80-65 | (h) |
| 11/28/87 | L | 76-72 | (a) |
| 12/22/86 | W | 77-64 | (h) |

## MISSISSIPPI (4-3)

(H: 2-2; A: 1-1; N: 1-0)

|          |   |       |     |
|----------|---|-------|-----|
| 12/10/11 | W | 76-48 | (h) |
| 12/21/10 | W | 82-46 | (a) |
| 12/15/07 | L | 65-52 | (h) |
| 12/21/06 | L | 82-64 | (a) |
| 12/29/05 | W | 79-70 | (h) |
| 1/3/91   | W | 66-64 | (n) |
| 12/31/85 | L | 79-61 | (h) |

## MISSISSIPPI STATE (0-1)

(N: 0-1)

|         |   |       |     |
|---------|---|-------|-----|
| 2/27/87 | L | 81-67 | (n) |
|---------|---|-------|-----|

## MISSOURI (2-0)

(H: 1-0; N: 1-0)

|          |   |       |     |
|----------|---|-------|-----|
| 11/30/13 | W | 74-68 | (h) |
| 1/5/85   | W | 82-81 | (n) |



# SERIES RESULTS

## MISSOURI STATE (1-0)

**(N: 1-0)**

|          |   |       |     |
|----------|---|-------|-----|
| 11/25/88 | W | 90-71 | (n) |
|----------|---|-------|-----|

## UMKC (1-1)

**(H: 1-0; A: 0-1)**

|        |   |       |     |
|--------|---|-------|-----|
| 1/9/91 | L | 53-44 | (a) |
| 2/9/90 | W | 70-58 | (h) |

## MONMOUTH (1-0)

**(N: 1-0)**

|          |   |       |     |
|----------|---|-------|-----|
| 11/28/86 | W | 82-73 | (n) |
|----------|---|-------|-----|

## MONTANA (1-1)

**(H: 1-0; A: 0-1)**

|          |   |       |     |
|----------|---|-------|-----|
| 12/16/05 | L | 83-74 | (a) |
| 12/20/04 | W | 55-49 | (h) |

## MOREHEAD STATE (1-0)

**(A: 1-0)**

|          |   |       |     |
|----------|---|-------|-----|
| 11/22/03 | W | 93-54 | (a) |
|----------|---|-------|-----|

## MORGAN STATE (2-0)

**(H: 2-0)**

|          |   |       |     |
|----------|---|-------|-----|
| 12/28/13 | W | 80-42 | (h) |
| 12/30/10 | W | 74-47 | (h) |

## MORRIS BROWN (1-0)

**(H: 1-0)**

|          |   |        |     |
|----------|---|--------|-----|
| 11/25/02 | W | 111-44 | (h) |
|----------|---|--------|-----|

## MURRAY STATE (2-0)

**(H: 1-0; N: 1-0)**

|        |   |       |     |
|--------|---|-------|-----|
| 1/4/91 | W | 82-60 | (n) |
| 1/4/85 | W | 73-62 | (h) |

## NEBRASKA (1-3)

**(H: 1-2; A: 0-1)**

|          |   |       |     |
|----------|---|-------|-----|
| 11/23/18 | W | 82-68 | (h) |
| 11/17/10 | L | 99-85 | (a) |
| 12/5/09  | L | 76-71 | (h) |
| 12/30/82 | L | 76-74 | (h) |

## NEW HAMPSHIRE (1-0)

**(H: 1-0)**

|          |   |       |     |
|----------|---|-------|-----|
| 12/28/00 | W | 70-61 | (h) |
|----------|---|-------|-----|

## NEW MEXICO (1-1)

**(H: 1-0; N: 0-1)**

|          |   |       |     |
|----------|---|-------|-----|
| 12/29/13 | W | 67-50 | (h) |
| 3/22/03! | L | 91-85 | (n) |

! NCAA Tournament

## NEW ORLEANS (3-0)

**(H: 2-0; N: 1-0)**

|          |   |       |     |
|----------|---|-------|-----|
| 12/9/18  | W | 78-38 | (h) |
| 11/21/17 | W | 76-46 | (h) |
| 11/26/84 | W | 77-57 | (n) |

## NIAGARA (1-0)

**(H: 1-0)**

|         |   |       |     |
|---------|---|-------|-----|
| 12/1/89 | W | 88-52 | (h) |
|---------|---|-------|-----|

## NICHOLLS STATE (1-0)

**(H: 1-0)**

|          |   |       |     |
|----------|---|-------|-----|
| 11/24/06 | W | 85-42 | (h) |
|----------|---|-------|-----|

## NORFOLK STATE (1-0)

**(H: 1-0)**

|          |   |       |     |
|----------|---|-------|-----|
| 11/14/08 | W | 91-42 | (h) |
|----------|---|-------|-----|

## NORTH CAROLINA (12-14)

**(H: 7-5; A: 5-5; N: 0-4)**

|          |   |        |     |
|----------|---|--------|-----|
| 1/10/21  | W | 69-59  | (a) |
| 12/14/20 | W | 67-63  | (h) |
| 1/16/20  | L | 78-58  | (a) |
| 1/20/19  | W | 76-68  | (h) |
| 2/4/18   | W | 92-72  | (a) |
| 1/26/17  | W | 100-88 | (h) |
| 1/17/16  | W | 76-61  | (a) |
| 2/22/15  | L | 66-65  | (h) |
| 2/2/14   | W | 83-80  | (a) |
| 1/27/13  | L | 64-62  | (h) |
| 2/8/12   | W | 61-37  | (h) |
| 1/2/12   | L | 65-63  | (a) |
| 3/5/11*  | L | 83-57  | (n) |
| 2/13/11  | W | 78-66  | (a) |
| 2/4/10   | W | 80-69  | (h) |
| 2/29/09  | L | 90-76  | (a) |
| 2/21/08  | L | 79-61  | (h) |
| 2/18/07  | L | 93-70  | (a) |
| 1/9/06   | L | 90-57  | (h) |
| 3/5/05*  | L | 64-57  | (n) |
| 1/17/05  | L | 83-52  | (a) |
| 3/21/92! | W | 86-72  | (h) |
| 2/29/88  | W | 75-69  | (a) |
| 1/29/87  | L | 89-71  | (h) |
| 11/25/83 | L | 77-65  | (n) |
| 1/17/81  | L | 75-61  | (n) |

\* ACC Tournament  
! NCAA Tournament

## NORTH CAROLINA A&T (3-0)

**(H: 2-0; N: 1-0)**

|          |   |        |     |
|----------|---|--------|-----|
| 11/22/19 | W | 68-67  | (n) |
| 3/25/10^ | W | 84-77  | (h) |
| 12/28/05 | W | 104-65 | (h) |

^ WNIIT

## UNC ASHEVILLE (1-0)

**(H: 1-0)**

|          |   |       |     |
|----------|---|-------|-----|
| 12/20/19 | W | 75-46 | (h) |
|----------|---|-------|-----|

## UNC GREENSBORO (1-0)

**(H: 1-0)**

|          |   |       |     |
|----------|---|-------|-----|
| 11/27/10 | W | 78-60 | (h) |
|----------|---|-------|-----|

## NC STATE (11-13)

**(H: 7-4; A: 3-9; N: 1-0)**

|          |   |       |     |
|----------|---|-------|-----|
| 12/20/20 | L | 78-47 | (a) |
| 2/20/20  | L | 50-48 | (h) |
| 3/3/19   | L | 70-68 | (a) |
| 2/8/18   | W | 52-48 | (h) |
| 1/5/17   | W | 67-64 | (a) |
| 12/30/15 | W | 73-44 | (h) |
| 2/19/15  | L | 68-65 | (a) |

HISTORY





# SERIES RESULTS

|          |   |       |     |
|----------|---|-------|-----|
| 1/19/14  | W | 80-71 | (h) |
| 2/21/13  | W | 59-55 | (a) |
| 12/20/12 | W | 79-53 | (h) |
| 2/16/12  | W | 73-61 | (a) |
| 1/5/12   | W | 78-68 | (h) |
| 3/4/11*  | W | 93-85 | (n) |
| 1/27/11  | W | 84-77 | (h) |
| 2/14/10  | L | 66-64 | (a) |
| 1/22/09  | W | 72-60 | (h) |
| 2/14/08  | L | 51-45 | (a) |
| 2/24/07  | L | 77-53 | (h) |
| 1/26/06  | L | 83-77 | (a) |
| 2/14/05  | L | 71-68 | (h) |
| 1/20/05  | L | 73-59 | (a) |
| 12/19/99 | L | 80-60 | (h) |
| 11/26/83 | L | 60-54 | (a) |
| 1/16/81  | L | 97-50 | (a) |

\*ACC Tournament

## NORTH FLORIDA (6-0)

(H: 6-0)

|          |   |       |     |
|----------|---|-------|-----|
| 11/28/20 | W | 81-39 | (h) |
| 11/13/19 | W | 78-55 | (h) |
| 11/21/14 | W | 81-53 | (h) |
| 11/8/13  | W | 79-39 | (h) |
| 11/9/12  | W | 77-24 | (h) |
| 12/31/09 | W | 80-36 | (h) |

## NORTH DAKOTA STATE (1-0)

(H: 1-0)

|        |   |       |     |
|--------|---|-------|-----|
| 1/1/84 | W | 64-61 | (h) |
|--------|---|-------|-----|

## NORTHERN ILLINOIS (1-1)

(H: 1-0; A: 0-1)

|        |   |       |     |
|--------|---|-------|-----|
| 2/6/88 | W | 88-80 | (h) |
| 2/9/87 | L | 77-72 | (a) |

## NORTHWESTERN (1-1)

(H: 1-0; A: 0-1)

|          |   |       |     |
|----------|---|-------|-----|
| 11/21/01 | W | 86-69 | (h) |
| 11/24/00 | L | 56-48 | (a) |

## NORTHWESTERN STATE (1-0)

(N: 1-0)

|         |   |       |     |
|---------|---|-------|-----|
| 12/3/88 | W | 92-89 | (n) |
|---------|---|-------|-----|

## NOTRE DAME (5-21)

(H: 3-9; A: 2-10; N: 0-2)

|          |   |       |     |
|----------|---|-------|-----|
| 12/31/21 | L | 71-60 | (h) |
| 1/19/20  | L | 76-53 | (a) |
| 2/7/19   | W | 72-65 | (h) |
| 1/4/18   | L | 83-76 | (a) |
| 1/8/17   | L | 67-55 | (h) |
| 3/5/16*  | L | 78-67 | (n) |
| 2/14/16  | L | 90-69 | (a) |
| 3/6/15*  | L | 77-61 | (n) |
| 1/8/15   | W | 78-63 | (h) |
| 1/23/14  | L | 79-52 | (a) |
| 2/25/04  | L | 93-58 | (a) |
| 1/28/04  | L | 59-50 | (h) |
| 1/11/03  | W | 80-70 | (a) |
| 1/2/02   | L | 69-65 | (h) |
| 2/20/01  | L | 81-54 | (a) |

|         |   |       |     |
|---------|---|-------|-----|
| 1/22/00 | L | 76-54 | (h) |
| 3/5/00# | L | 67-52 | (a) |
| 2/23/99 | L | 89-62 | (a) |
| 2/3/98  | W | 77-76 | (h) |
| 1/8/98  | L | 75-47 | (a) |
| 1/29/97 | L | 72-71 | (h) |
| 2/20/96 | L | 86-70 | (a) |
| 1/27/96 | L | 67-50 | (h) |
| 1/7/88  | L | 83-68 | (h) |
| 2/7/87  | W | 62-61 | (a) |
| 1/5/86  | L | 59-53 | (h) |

\*ACC Tournament  
#BIG EAST Tournament

## OAKLAND (3-0)

(H: 2-0; A: 1-0)

|          |   |       |     |
|----------|---|-------|-----|
| 11/14/14 | W | 66-53 | (h) |
| 11/19/13 | W | 86-68 | (a) |
| 11/26/05 | W | 78-65 | (h) |

## OHIO STATE (1-2)

(H: 0-2; A: 1-0)

|          |   |            |     |
|----------|---|------------|-----|
| 12/1/16  | W | 94-89 (OT) | (a) |
| 12/27/86 | L | 79-75      | (h) |
| 12/17/82 | L | 91-63      | (n) |

## OKLAHOMA (2-2)

(H: 1-0; A: 0-1; N: 1-1)

|          |   |       |     |
|----------|---|-------|-----|
| 3/22/11! | L | 88-83 | (n) |
| 12/20/97 | L | 67-62 | (a) |
| 1/2/91   | W | 74-71 | (n) |
| 12/29/88 | W | 69-66 | (h) |

! NCAA Tournament

## OKLAHOMA STATE (1-1)

(H: 1-0; A: 0-1)

|          |   |       |     |
|----------|---|-------|-----|
| 12/19/98 | W | 62-60 | (h) |
| 3/15/89! | L | 93-69 | (a) |

! NCAA Tournament

## OLD DOMINION (2-3)

(H: 1-1; A: 1-2)

|          |   |       |     |
|----------|---|-------|-----|
| 12/4/16  | W | 66-56 | (h) |
| 11/17/15 | W | 61-35 | (a) |
| 12/1/96  | L | 94-55 | (a) |
| 1/9/88   | L | 93-79 | (h) |
| 1/13/86  | L | 86-64 | (a) |

## ORAL ROBERTS (1-1)

(H: 1-1)

|          |   |       |     |
|----------|---|-------|-----|
| 12/19/96 | W | 69-49 | (h) |
| 12/17/79 | L | 68-58 | (h) |

## OREGON (0-1)

(N: 0-1)

|          |   |       |     |
|----------|---|-------|-----|
| 11/26/04 | L | 79-73 | (n) |
|----------|---|-------|-----|

## OREGON STATE (0-1)

(H: 0-1)

|          |   |       |     |
|----------|---|-------|-----|
| 11/29/19 | L | 75-53 | (h) |
|----------|---|-------|-----|



# SERIES RESULTS

## PENN (0-1)

(H: 0-1)

|         |   |       |     |
|---------|---|-------|-----|
| 1/01/14 | L | 67-66 | (h) |
|---------|---|-------|-----|

## PENN STATE (1-0)

(H: 1-0)

|          |   |       |     |
|----------|---|-------|-----|
| 11/29/12 | W | 69-65 | (h) |
|----------|---|-------|-----|

## PEPPERDINE (1-0)

(N: 1-0)

|         |   |       |     |
|---------|---|-------|-----|
| 2/26/84 | W | 67-43 | (n) |
|---------|---|-------|-----|

## PITTSBURGH (24-9)

(H: 15-1; A: 7-6; N: 2-2)

|          |   |       |     |
|----------|---|-------|-----|
| 1/21/21  | W | 72-68 | (a) |
| 3/1/20   | W | 73-54 | (h) |
| 2/10/19  | W | 65-51 | (a) |
| 2/15/18  | W | 82-58 | (h) |
| 1/2/17   | W | 82-50 | (a) |
| 3/3/16*  | W | 77-55 | (n) |
| 1/7/16   | W | 79-55 | (h) |
| 2/1/15   | L | 81-66 | (a) |
| 3/2/14   | W | 67-54 | (h) |
| 1/17/04  | W | 77-68 | (h) |
| 1/22/03  | W | 79-76 | (a) |
| 2/2/02   | W | 77-61 | (h) |
| 2/17/01  | W | 96-69 | (h) |
| 1/30/01  | L | 84-74 | (a) |
| 2/29/00  | W | 80-60 | (h) |
| 1/10/99  | L | 63-61 | (a) |
| 1/2/99   | W | 75-60 | (h) |
| 1/24/98  | W | 72-55 | (h) |
| 3/1/97#  | W | 64-50 | (n) |
| 2/12/97  | W | 89-61 | (h) |
| 1/6/97   | L | 64-59 | (a) |
| 3/2/96#  | L | 52-49 | (n) |
| 12/22/95 | W | 73-63 | (a) |
| 2/1/95   | W | 54-50 | (h) |
| 1/7/95   | L | 73-61 | (a) |
| 3/5/94#  | L | 70-60 | (n) |
| 2/2/94   | L | 59-53 | (h) |
| 1/9/94   | L | 71-66 | (a) |
| 3/1/93   | W | 77-65 | (h) |
| 1/29/93  | W | 55-50 | (a) |
| 2/11/92  | W | 79-64 | (h) |
| 1/11/92  | W | 73-54 | (a) |
| 12/31/82 | W | 79-75 | (h) |

# BIG EAST Tournament

## PRAIRIE VIEW A&M (1-0)

(H: 1-0)

|          |   |        |     |
|----------|---|--------|-----|
| 11/17/11 | W | 107-26 | (h) |
|----------|---|--------|-----|

## PORTLAND STATE (1-0)

(H: 1-0)

|         |   |       |     |
|---------|---|-------|-----|
| 2/16/91 | W | 84-63 | (h) |
|---------|---|-------|-----|

## PROVIDENCE (18-6)

(H: 9-2; A: 8-4; N: 1-0)

|          |   |       |     |
|----------|---|-------|-----|
| 3/28/10^ | W | 73-65 | (a) |
| 3/2/04   | W | 81-62 | (h) |
| 1/20/04  | W | 86-67 | (a) |
| 2/22/03  | W | 77-64 | (h) |

|          |   |       |     |
|----------|---|-------|-----|
| 2/23/02  | L | 69-64 | (a) |
| 1/17/01  | L | 77-60 | (h) |
| 2/12/00  | W | 71-66 | (a) |
| 1/13/99  | W | 85-63 | (h) |
| 2/10/98  | W | 90-79 | (a) |
| 12/6/97  | W | 97-70 | (h) |
| 1/12/97  | W | 60-56 | (a) |
| 1/31/96  | W | 74-73 | (h) |
| 1/4/96   | L | 81-60 | (a) |
| 2/25/95  | L | 76-72 | (a) |
| 1/21/95  | W | 80-78 | (h) |
| 2/23/95  | L | 78-62 | (a) |
| 1/3/94   | W | 65-63 | (h) |
| 3/8/93#  | W | 76-55 | (a) |
| 2/6/93   | W | 85-65 | (h) |
| 1/5/93   | W | 64-52 | (a) |
| 3/8/92#  | W | 82-70 | (n) |
| 2/16/92  | W | 95-69 | (h) |
| 11/13/92 | W | 87-83 | (a) |
| 12/28/83 | L | 70-60 | (h) |

^ WNIIT  
# BIG EAST Tournament

## PURDUE (2-4)

(H: 2-0; A: 0-3; N: 0-1)

|          |   |       |     |
|----------|---|-------|-----|
| 11/29/18 | L | 74-63 | (a) |
| 12/19/91 | W | 65-63 | (h) |
| 11/25/90 | L | 86-56 | (a) |
| 1/4/89   | L | 79-65 | (a) |
| 11/29/86 | L | 69-68 | (n) |
| 12/31/84 | W | 69-64 | (h) |

## QUINNIPIAC (2-2)

(H: 2-1; N: 0-1)

|          |   |       |     |
|----------|---|-------|-----|
| 3/17/18! | L | 86-72 | (n) |
| 3/20/17! | L | 85-78 | (h) |
| 12/28/09 | W | 93-48 | (h) |
| 11/29/02 | W | 87-56 | (n) |

! NCAA Tournament

## RADFORD (2-0)

(H: 2-0)

|          |   |       |     |
|----------|---|-------|-----|
| 11/24/12 | W | 75-58 | (h) |
| 1/2/01   | W | 83-48 | (h) |

## RHODE ISLAND (0-2)

(N: 0-2)

|         |   |       |     |
|---------|---|-------|-----|
| 1/4/94  | L | 56-54 | (n) |
| 1/11/86 | L | 66-65 | (n) |

## RICE (1-1)

(H: 1-0; A: 0-1)

|          |   |       |     |
|----------|---|-------|-----|
| 3/12/99^ | L | 65-58 | (a) |
| 1/28/83  | W | 87-57 | (n) |

^ WNIIT

## RICHMOND (2-1)

(H: 1-1; A: 1-0)

|          |   |       |     |
|----------|---|-------|-----|
| 11/10/13 | L | 57-50 | (h) |
| 11/12/12 | W | 69-63 | (a) |
| 12/2/03  | W | 80-73 | (h) |

HISTORY





# SERIES RESULTS

## ROBERT MORRIS (1-0)

(H: 1-0)

|        |   |       |     |
|--------|---|-------|-----|
| 1/3/83 | W | 56-45 | (h) |
|--------|---|-------|-----|

## RUTGERS (8-13)

(H: 3-5; A: 5-8)

|          |   |             |     |
|----------|---|-------------|-----|
| 12/16/12 | L | 42-34       | (a) |
| 12/5/11  | W | 92-81 (2OT) | (h) |
| 1/31/04  | L | 76-69       | (h) |
| 3/9/03#  | W | 77-74       | (a) |
| 2/4/03   | L | 65-56       | (a) |
| 1/26/02  | W | 65-55       | (h) |
| 1/5/02   | W | 67-53       | (a) |
| 1/27/01  | L | 39-37       | (h) |
| 1/5/00   | L | 65-45       | (a) |
| 2/28/99# | L | 79-53       | (a) |
| 2/10/99  | L | 66-57       | (h) |
| 1/5/99   | L | 68-54       | (a) |
| 3/2/98#  | L | 81-62       | (a) |
| 1/8/98   | L | 77-65       | (a) |
| 2/5/97   | W | 49-41       | (a) |
| 12/8/96  | L | 57-44       | (h) |
| 1/17/96  | W | 58-45       | (h) |
| 12/8/91  | W | 72-53       | (a) |
| 12/8/90  | L | 67-57       | (h) |
| 1/28/89  | L | 97-64       | (a) |
| 2/4/84   | W | 63-58       | (a) |

# BIG EAST Tournament

## SACRAMENTO STATE (1-0)

(N: 1-0)

|          |   |       |     |
|----------|---|-------|-----|
| 12/18/17 | W | 82-56 | (n) |
|----------|---|-------|-----|

## ST. BONAVENTURE (1-0)

(H: 1-0)

|         |   |       |     |
|---------|---|-------|-----|
| 12/2/00 | W | 71-51 | (h) |
|---------|---|-------|-----|

## ST. FRANCIS BROOKLYN (1-0)

(H: 1-0)

|          |   |       |     |
|----------|---|-------|-----|
| 11/29/13 | W | 78-57 | (h) |
|----------|---|-------|-----|

## ST. JOHN'S (19-7)

(H: 8-4; A: 10-3; N: 1-0)

|          |   |       |     |
|----------|---|-------|-----|
| 12/3/17  | L | 74-64 | (h) |
| 11/20/16 | W | 62-50 | (a) |
| 2/10/04  | W | 85-74 | (h) |
| 1/3/04   | W | 79-60 | (a) |
| 2/8/03   | W | 69-54 | (h) |
| 1/23/02  | W | 68-51 | (a) |
| 2/14/01  | W | 80-43 | (h) |
| 1/13/01  | W | 67-51 | (a) |
| 1/8/00   | W | 68-47 | (a) |
| 2/20/99  | W | 83-51 | (h) |
| 12/30/98 | L | 76-72 | (a) |
| 1/17/98  | W | 72-60 | (h) |
| 1/25/97  | W | 71-48 | (h) |
| 12/4/96  | L | 61-44 | (a) |
| 2/3/96   | W | 62-54 | (a) |
| 2/11/95  | W | 60-56 | (a) |
| 1/14/95  | L | 73-63 | (h) |
| 1/30/94  | L | 68-67 | (h) |
| 1/15/94  | W | 80-72 | (a) |
| 3/6/93#  | W | 84-61 | (n) |

|          |   |       |     |
|----------|---|-------|-----|
| 2/3/93   | W | 84-68 | (a) |
| 1/17/93  | L | 65-59 | (h) |
| 2/26/92  | W | 85-63 | (h) |
| 1/23/92  | W | 58-57 | (a) |
| 12/28/84 | W | 73-59 | (h) |
| 2/2/84   | L | 79-69 | (a) |

# BIG EAST Tournament

## ST. JOSEPH'S (1-1)

(H: 1-0; A: 0-1)

|        |   |       |     |
|--------|---|-------|-----|
| 1/2/85 | W | 68-65 | (h) |
| 1/4/81 | L | 73-52 | (a) |

## ST. MARY'S (0-1)

(A: 0-1)

|          |   |       |     |
|----------|---|-------|-----|
| 11/17/06 | L | 69-68 | (a) |
|----------|---|-------|-----|

## ST. PETER'S (1-0)

(H: 1-0)

|          |   |       |     |
|----------|---|-------|-----|
| 3/17/93! | W | 61-44 | (h) |
|----------|---|-------|-----|

! NCAA Tournament

## SAMFORD (1-0)

(H: 1-0)

|          |   |       |     |
|----------|---|-------|-----|
| 11/18/05 | W | 72-51 | (h) |
|----------|---|-------|-----|

## SAN DIEGO STATE (1-0)

(H: 1-0)

|          |   |       |     |
|----------|---|-------|-----|
| 12/29/85 | W | 88-51 | (h) |
|----------|---|-------|-----|

## SAN FRANCISCO (1-0)

(A: 1-0)

|          |   |       |     |
|----------|---|-------|-----|
| 11/19/06 | W | 69-59 | (a) |
|----------|---|-------|-----|

## SANTA CLARA (2-0)

(H: 1-0; A: 1-0)

|          |   |       |     |
|----------|---|-------|-----|
| 11/29/08 | W | 60-44 | (h) |
| 11/15/06 | W | 85-83 | (a) |

## SIENA (1-0)

(H: 1-0)

|         |   |       |     |
|---------|---|-------|-----|
| 12/3/05 | W | 76-47 | (h) |
|---------|---|-------|-----|

## SETON HALL (13-9)

(H: 8-2; A: 3-7; N: 2-0)

|          |   |       |     |
|----------|---|-------|-----|
| 2/21/04  | W | 81-43 | (h) |
| 2/26/03  | L | 78-71 | (a) |
| 1/19/02  | W | 56-54 | (h) |
| 2/10/01  | L | 69-61 | (a) |
| 3/4/00#  | W | 64-60 | (h) |
| 1/15/00  | W | 69-42 | (a) |
| 2/17/99  | W | 66-52 | (a) |
| 2/18/98  | W | 73-66 | (h) |
| 1/3/98   | W | 70-66 | (a) |
| 1/19/97  | W | 79-67 | (h) |
| 2/27/96  | W | 67-60 | (h) |
| 1/13/96  | L | 69-62 | (a) |
| 3/4/95#  | L | 66-50 | (a) |
| 2/21/95  | L | 82-65 | (h) |
| 12/22/94 | L | 72-44 | (a) |
| 2/10/94  | L | 82-46 | (h) |
| 1/13/94  | L | 93-50 | (a) |



# SERIES RESULTS

|         |   |       |     |
|---------|---|-------|-----|
| 2/27/93 | W | 72-60 | (h) |
| 1/3/93  | L | 73-59 | (a) |
| 3/7/92# | W | 76-62 | (n) |
| 2/5/92  | W | 68-46 | (h) |
| 1/5/92  | W | 76-54 | (a) |

# BIG EAST Tournament

## SOUTH ALABAMA (0-1)

(N: 0-1)

|          |   |       |     |
|----------|---|-------|-----|
| 11/22/80 | L | 74-51 | (n) |
|----------|---|-------|-----|

## SOUTH CAROLINA (0-2)

(H: 0-1; N: 0-1)

|          |   |       |     |
|----------|---|-------|-----|
| 11/28/93 | L | 71-68 | (n) |
| 2/28/83  | L | 66-56 | (h) |

## SOUTH CAROLINA STATE (0-1)

(H: 0-1)

|         |   |       |     |
|---------|---|-------|-----|
| 12/3/83 | L | 73-69 | (h) |
|---------|---|-------|-----|

## SOUTH DAKOTA STATE (0-1)

(N: 0-1)

|          |   |       |     |
|----------|---|-------|-----|
| 3/19/16! | L | 74-71 | (n) |
|----------|---|-------|-----|

! NCAA Tournament

## USF (29-11)

(H: 14-1; A: 11-6; N: 4-4)

|          |   |       |     |
|----------|---|-------|-----|
| 11/25/11 | W | 92-72 | (n) |
| 11/25/03 | W | 62-55 | (a) |
| 11/22/02 | W | 60-49 | (h) |
| 11/27/01 | L | 76-68 | (a) |
| 12/16/00 | W | 73-51 | (h) |
| 11/20/97 | W | 55-52 | (n) |
| 11/23/96 | W | 58-30 | (a) |
| 12/1/95  | W | 73-68 | (h) |
| 12/3/94  | L | 74-65 | (n) |
| 3/3/90   | W | 72-59 | (h) |
| 1/18/90  | W | 89-72 | (a) |
| 3/4/89   | L | 85-82 | (a) |
| 1/14/89  | W | 77-74 | (h) |
| 3/6/88   | W | 76-60 | (a) |
| 1/31/87  | W | 82-71 | (h) |
| 2/14/87  | W | 80-61 | (h) |
| 1/17/87  | L | 84-62 | (a) |
| 3/1/86   | W | 53-48 | (h) |
| 2/15/86  | W | 82-59 | (a) |
| 1/25/85  | W | 91-65 | (h) |
| 12/7/84  | W | 68-62 | (a) |
| 1/20/84  | W | 88-68 | (a) |
| 12/7/83  | W | 81-64 | (h) |
| 2/12/83  | L | 64-63 | (a) |
| 12/11/82 | W | 75-63 | (h) |
| 1/16/82  | W | 60-48 | (a) |
| 11/23/81 | W | 87-52 | (h) |
| 2/26/81  | W | 69-47 | (n) |
| 1/9/81   | W | 59-41 | (a) |
| 11/24/80 | W | 78-60 | (h) |
| 2/21/80  | W | 84-77 | (a) |
| 2/2/80   | W | 72-55 | (h) |
| 1/26/80  | L | 81-76 | (n) |
| 1/19/80  | W | 84-72 | (a) |
| 1/20/79  | L | 72-33 | (a) |
| 2/22/79  | L | 85-45 | (n) |

|         |   |       |     |
|---------|---|-------|-----|
| 1/27/78 | L | 84-47 | (h) |
| 1/28/77 | L | 59-46 | (a) |
| 2/27/76 | L | 71-46 | (n) |
| 2/6/76  | W | 59-52 | (n) |

## SOUTHERN (1-0)

(H: 1-0)

|          |   |       |     |
|----------|---|-------|-----|
| 11/29/10 | W | 85-36 | (h) |
|----------|---|-------|-----|

## SOUTHERN ILLINOIS (2-0)

(H: 1-0; N: 1-0)

|          |   |       |     |
|----------|---|-------|-----|
| 12/20/17 | W | 75-65 | (n) |
| 12/20/95 | W | 70-61 | (h) |

## SIU-EDWARDSVILLE (2-0)

(H: 1-0; A: 1-0)

|        |   |       |     |
|--------|---|-------|-----|
| 2/7/10 | W | 85-60 | (h) |
| 2/4/09 | W | 83-72 | (a) |

## SMU (0-1)

(H: 0-1)

|          |   |       |     |
|----------|---|-------|-----|
| 12/29/99 | L | 76-55 | (h) |
|----------|---|-------|-----|

## SOUTHERN MISS (1-1)

(A: 0-1; N: 1-0)

|          |   |       |     |
|----------|---|-------|-----|
| 12/18/07 | W | 63-56 | (n) |
| 3/5/81+  | L | 80-75 | (a) |

+ AIAW Tournament

## STEPHEN F. AUSTIN (1-1)

(H: 1-0; N: 0-1)

|         |   |       |     |
|---------|---|-------|-----|
| 11/9/18 | W | 81-60 | (h) |
| 1/5/90  | L | 69-62 | (n) |

## STETSON (19-4)

(H: 9-1; A: 8-2; N: 2-1)

|          |   |        |     |
|----------|---|--------|-----|
| 3/20/14^ | L | 70-63  | (h) |
| 3/7/91   | W | 98-77  | (n) |
| 2/20/91  | W | 77-63  | (a) |
| 1/12/91@ | W | 112-74 | (h) |
| 1/13/90  | W | 88-69  | (a) |
| 2/13/89  | W | 69-63  | (h) |
| 2/8/88   | W | 67-63  | (a) |
| 1/21/87  | W | 77-65  | (h) |
| 2/16/85  | W | 77-46  | (h) |
| 1/2/85   | W | 68-58  | (a) |
| 2/11/84  | W | 80-62  | (a) |
| 1/28/84  | W | 79-52  | (h) |
| 1/7/84   | W | 89-54  | (a) |
| 2/5/83   | W | 83-61  | (h) |
| 1/14/83  | W | 77-64  | (a) |
| 3/4/82   | W | 75-60  | (n) |
| 2/6/82   | W | 75-67  | (h) |
| 1/15/82  | W | 95-65  | (a) |
| 2/14/81  | W | 70-58  | (h) |
| 2/8/80   | L | 72-50  | (a) |
| 1978-79  | L | 60-44  | (a) |
| 1978-79  | L | 66-57  | (n) |
| 2/6/77   | W | 74-59  | (h) |

^ WNIIT

@ NWSAC Tournament

HISTORY





# SERIES RESULTS

## SYRACUSE (21-2)

(H: 12-5; A: 8-6; N: 1-1)

|          |   |       |     |
|----------|---|-------|-----|
| 1/17/21  | L | 99-64 | (a) |
| 12/10/20 | L | 69-58 | (h) |
| 1/12/20  | W | 77-62 | (h) |
| 3/8/19*  | L | 92-85 | (n) |
| 1/23/19  | W | 84-71 | (a) |
| 1/18/18  | W | 72-60 | (h) |
| 1/22/17  | L | 81-48 | (a) |
| 2/1/16   | L | 57-51 | (h) |
| 2/12/15  | W | 85-71 | (a) |
| 2/20/14  | L | 69-48 | (h) |
| 2/18/04  | W | 85-65 | (a) |
| 3/8/03#  | W | 77-64 | (n) |
| 1/25/03  | L | 62-59 | (h) |
| 1/8/03   | W | 85-68 | (a) |
| 1/16/02  | W | 75-71 | (h) |
| 2/24/01  | L | 62-61 | (a) |
| 2/26/00  | W | 66-64 | (h) |
| 12/8/98  | W | 68-52 | (h) |
| 2/7/98   | W | 58-56 | (h) |
| 1/6/98   | L | 87-75 | (a) |
| 2/22/97  | W | 64-53 | (a) |
| 2/17/96  | W | 84-60 | (h) |
| 1/20/96  | L | 69-60 | (a) |
| 2/18/95  | W | 67-65 | (h) |
| 1/18/95  | W | 65-54 | (a) |
| 2/20/94  | L | 58-41 | (a) |
| 1/19/94  | W | 59-62 | (h) |
| 2/3/93   | W | 60-40 | (h) |
| 1/17/93  | W | 65-53 | (a) |
| 2/23/92  | W | 79-66 | (a) |
| 1/21/92  | W | 74-52 | (h) |
| 12/27/90 | W | 68-53 | (h) |
| 12/30/88 | L | 78-62 | (h) |

\*ACC Tournament

#BIG EAST Tournament

## TAMPA (5-1)

(H: 2-0; A: 2-1; N: 1-0)

|          |   |       |     |
|----------|---|-------|-----|
| 2/10/84  | W | 73-64 | (a) |
| 12/17/83 | W | 82-57 | (h) |
| 12/18/82 | W | 77-68 | (n) |
| 1/30/82  | W | 81-33 | (h) |
| 1978-79  | W | 56-49 | (a) |
| 1/29/77  | L | 50-45 | (a) |

## TEMPLE (4-1)

(H: 3-0; N: 1-1)

|          |   |       |     |
|----------|---|-------|-----|
| 11/25/18 | W | 73-61 | (h) |
| 1/2/00   | W | 64-44 | (h) |
| 12/8/89  | W | 79-73 | (n) |
| 12/28/86 | W | 77-70 | (h) |
| 1/14/84  | L | 87-69 | (n) |

## TENNESSEE (0-2)

(H: 0-1; A: 0-1)

|          |   |       |     |
|----------|---|-------|-----|
| 11/18/12 | L | 79-67 | (h) |
| 11/15/11 | L | 92-76 | (a) |

## UT MARTIN (0-1)

(N: 0-1)

|          |   |       |     |
|----------|---|-------|-----|
| 12/15/82 | L | 85-81 | (n) |
|----------|---|-------|-----|

## TEXAS (1-2)

(H: 0-1; A: 0-1; N: 1-0)

|          |   |        |     |
|----------|---|--------|-----|
| 12/29/09 | L | 76-65  | (h) |
| 12/9/01  | W | 57-55  | (n) |
| 2/17/86  | L | 112-43 | (a) |

## TEXAS A&M (2-0)

(H: 1-0; A: 1-0)

|          |   |       |     |
|----------|---|-------|-----|
| 12/19/02 | W | 84-58 | (h) |
| 2/9/85   | W | 75-62 | (a) |

## TCU (1-0)

(H: 1-0)

|          |   |       |     |
|----------|---|-------|-----|
| 11/21/04 | W | 68-57 | (h) |
|----------|---|-------|-----|

## UT RIO GRANDE VALLEY (1-0)

(H: 1-0)

|          |   |       |     |
|----------|---|-------|-----|
| 11/11/11 | W | 83-37 | (h) |
|----------|---|-------|-----|

## TEXAS STATE (1-0)

(H: 1-0)

|         |   |       |     |
|---------|---|-------|-----|
| 2/16/06 | W | 92-67 | (h) |
|---------|---|-------|-----|

## TEXAS SOUTHERN (3-0)

(H: 3-0)

|          |   |       |     |
|----------|---|-------|-----|
| 12/18/92 | W | 98-41 | (h) |
| 12/31/91 | W | 85-48 | (h) |
| 12/14/90 | W | 73-65 | (h) |

## TEXAS TECH (1-2)

(H: 1-1; A: 0-1)

|          |   |        |     |
|----------|---|--------|-----|
| 11/27/16 | W | 74-56  | (h) |
| 12/6/04  | L | 109-49 | (a) |
| 12/30/92 | L | 75-74  | (h) |

## TOLEDO (3-1)

(H: 2-1; A: 1-0)

|          |   |       |     |
|----------|---|-------|-----|
| 12/28/03 | W | 68-57 | (h) |
| 12/15/90 | L | 59-58 | (h) |
| 1/9/89   | W | 66-52 | (a) |
| 12/31/83 | W | 88-77 | (h) |

## TULANE (1-3)

(H: 1-1; A: 0-2)

|          |   |       |     |
|----------|---|-------|-----|
| 12/19/14 | L | 70-65 | (a) |
| 11/28/99 | L | 75-66 | (h) |
| 11/22/98 | L | 63-56 | (a) |
| 3/7/87   | W | 76-72 | (h) |

## TULSA (1-0)

(H: 1-0)

|          |   |       |     |
|----------|---|-------|-----|
| 11/29/14 | W | 69-57 | (h) |
|----------|---|-------|-----|

## UCLA (1-0)

(N: 1-0)

|          |   |       |     |
|----------|---|-------|-----|
| 12/18/14 | W | 74-67 | (n) |
|----------|---|-------|-----|

## UPPER IOWA (1-0)

(H: 1-0)

|        |   |       |     |
|--------|---|-------|-----|
| 1/6/80 | W | 70-39 | (h) |
|--------|---|-------|-----|



# SERIES RESULTS

## VALPARAISO (1-0)

(H: 1-0)

|          |   |       |     |
|----------|---|-------|-----|
| 12/18/93 | W | 77-59 | (h) |
|----------|---|-------|-----|

## VANDERBILT (2-1)

(H: 1-0; N: 1-1)

|          |   |       |     |
|----------|---|-------|-----|
| 12/20/18 | W | 90-65 | (n) |
| 12/29/03 | W | 79-57 | (h) |
| 3/26/92! | L | 77-67 | (n) |

! NCAA Tournament

## VERMONT (1-0)

(H: 1-0)

|          |   |       |     |
|----------|---|-------|-----|
| 11/12/17 | W | 73-49 | (h) |
|----------|---|-------|-----|

## VILLANOVA (10-12)

(H: 4-4; A: 5-6; N: 1-2)

|          |   |       |     |
|----------|---|-------|-----|
| 1/7/04   | W | 58-55 | (a) |
| 3/10/03# | L | 65-59 | (n) |
| 2/1/03   | L | 61-55 | (h) |
| 3/3/02#  | L | 68-49 | (n) |
| 1/29/02  | L | 80-52 | (a) |
| 2/27/01  | L | 60-59 | (h) |
| 1/26/00  | L | 44-34 | (a) |
| 1/23/99  | L | 56-54 | (a) |
| 2/21/98  | W | 67-64 | (h) |
| 1/14/98  | L | 68-67 | (a) |
| 2/2/96   | W | 70-56 | (h) |
| 2/10/96  | L | 51-47 | (a) |
| 1/7/96   | L | 59-53 | (h) |
| 2/5/95   | L | 72-59 | (h) |
| 1/4/95   | L | 64-51 | (a) |
| 2/6/94   | W | 64-60 | (a) |
| 1/6/94   | W | 64-40 | (h) |
| 3/7/93#  | W | 67-49 | (n) |
| 2/20/93  | W | 57-52 | (a) |
| 1/21/93  | W | 64-53 | (a) |
| 3/1/92   | W | 84-67 | (h) |
| 1/26/92  | W | 75-50 | (a) |

# BIG EAST Tournament

## VIRGINIA (10-10)

(H: 4-4; A: 5-6; N: 1-0)

|          |   |       |     |
|----------|---|-------|-----|
| 2/13/20  | L | 69-64 | (a) |
| 2/3/19   | W | 72-59 | (h) |
| 2/18/18  | W | 77-62 | (a) |
| 2/9/17   | W | 63-52 | (h) |
| 1/3/16   | L | 76-56 | (a) |
| 3/5/15*  | W | 62-52 | (n) |
| 1/21/15  | W | 67-58 | (h) |
| 2/27/14  | W | 83-63 | (a) |
| 1/20/13  | L | 62-52 | (a) |
| 1/6/13   | W | 58-52 | (h) |
| 1/19/12  | W | 56-53 | (a) |
| 1/6/11   | W | 82-73 | (a) |
| 2/11/10  | L | 69-63 | (h) |
| 2/19/09  | L | 84-75 | (a) |
| 1/21/08  | L | 79-68 | (h) |
| 2/4/07   | L | 73-60 | (a) |
| 3/22/06^ | L | 83-72 | (a) |
| 1/22/06  | L | 77-68 | (h) |
| 2/10/05  | W | 66-60 | (a) |
| 12/28/87 | L | 78-69 | (h) |

\* ACC Tournament  
^ WNIT

## VCU (1-0)

(H: 1-0)

|          |   |       |     |
|----------|---|-------|-----|
| 12/29/11 | W | 91-61 | (h) |
|----------|---|-------|-----|

## VIRGINIA TECH (21-10)

(H: 11-3; A: 9-6; N: 1-1)

|         |   |            |     |
|---------|---|------------|-----|
| 3/4/21* | L | 72-64      | (n) |
| 2/11/21 | L | 75-55      | (h) |
| 2/2/20  | L | 69-45      | (a) |
| 2/21/19 | L | 73-65      | (a) |
| 1/3/19  | W | 68-61      | (h) |
| 2/25/18 | W | 76-46      | (h) |
| 1/28/18 | W | 82-78      | (a) |
| 2/23/17 | W | 79-68      | (a) |
| 1/11/17 | W | 82-75      | (h) |
| 2/21/16 | W | 67-56 (OT) | (h) |
| 1/28/16 | W | 57-45      | (a) |
| 2/5/15  | W | 42-39      | (h) |
| 1/11/15 | W | 62-45      | (a) |
| 1/12/14 | W | 64-62      | (a) |
| 3/7/13* | W | 45-39      | (n) |
| 3/3/13  | W | 64-46      | (a) |
| 2/3/13  | W | 68-42      | (h) |
| 1/23/12 | W | 79-48      | (h) |
| 1/9/11  | W | 69-56      | (a) |
| 1/24/10 | L | 73-69      | (h) |
| 2/12/09 | W | 59-56      | (a) |
| 2/11/08 | L | 81-73      | (h) |
| 1/25/07 | L | 78-71      | (a) |
| 1/29/06 | W | 77-62      | (h) |
| 2/27/05 | L | 90-45      | (a) |
| 2/6/05  | W | 78-67      | (h) |
| 2/14/04 | W | 65-56      | (a) |
| 1/28/03 | W | 67-66      | (h) |
| 2/20/02 | W | 55-53      | (h) |
| 2/5/02  | L | 72-60      | (a) |
| 1/7/01  | L | 64-51      | (a) |

\* ACC Tournament

## WAKE FOREST (15-10)

(H: 7-3; A: 6-4; N: 2-3)

|          |   |       |     |
|----------|---|-------|-----|
| 2/25/21  | W | 69-67 | (h) |
| 1/7/21   | L | 63-60 | (a) |
| 2/27/20  | W | 79-63 | (a) |
| 12/29/19 | W | 59-56 | (h) |
| 1/6/19   | W | 72-57 | (a) |
| 3/1/18*  | W | 68-60 | (n) |
| 1/7/18   | L | 61-50 | (h) |
| 2/2/17   | W | 79-56 | (a) |
| 1/14/16  | W | 71-60 | (h) |
| 2/26/15  | L | 60-59 | (a) |
| 2/23/14  | W | 72-64 | (h) |
| 1/4/14   | W | 84-53 | (a) |
| 1/24/13  | W | 79-78 | (a) |
| 3/2/12*  | L | 81-74 | (n) |
| 1/26/11  | W | 64-39 | (h) |
| 2/21/11  | W | 74-46 | (h) |
| 3/4/10*  | L | 66-65 | (n) |
| 1/17/10  | L | 67-64 | (a) |
| 2/1/09   | L | 78-69 | (h) |

HISTORY





# SERIES RESULTS

|          |   |       |     |
|----------|---|-------|-----|
| 2/24/08  | L | 50-45 | (a) |
| 2/8/07   | W | 77-51 | (h) |
| 1/5/06   | W | 79-71 | (a) |
| 1/9/05   | L | 78-63 | (h) |
| 11/27/93 | L | 74-65 | (n) |
| 1/8/83   | W | 81-65 | (n) |

\* ACC Tournament

## WASHINGTON (1-1)

(H: 0-1; N: 1-0)

|          |   |       |     |
|----------|---|-------|-----|
| 3/20/15! | W | 86-80 | (n) |
| 12/29/89 | L | 85-68 | (h) |

! NCAA Tournament

## WASHINGTON STATE (1-0)

(H: 1-0)

|          |   |       |     |
|----------|---|-------|-----|
| 12/21/19 | W | 74-68 | (h) |
|----------|---|-------|-----|

## WEBER STATE (1-0)

(N: 1-0)

|          |   |       |     |
|----------|---|-------|-----|
| 11/28/03 | W | 82-60 | (n) |
|----------|---|-------|-----|

## WEST VIRGINIA (12-3)

(H: 8-0; A: 3-3; N: 1-0)

|          |   |        |     |
|----------|---|--------|-----|
| 2/28/04  | W | 82-74  | (h) |
| 2/15/03  | L | 100-84 | (a) |
| 1/8/02   | L | 57-52  | (a) |
| 12/4/01  | W | 69-53  | (h) |
| 2/7/01   | W | 84-68  | (h) |
| 2/15/00  | W | 77-55  | (h) |
| 2/5/00   | W | 70-50  | (a) |
| 2/27/99# | W | 86-69  | (n) |
| 2/3/99   | W | 98-73  | (h) |
| 2/24/98  | W | 90-69  | (a) |
| 12/31/97 | W | 74-72  | (h) |
| 1/22/97  | L | 75-70  | (a) |
| 2/8/96   | W | 88-69  | (a) |
| 1/25/96  | W | 77-58  | (h) |
| 12/28/80 | W | 89-87  | (h) |

# BIG EAST Tournament

## WESTERN ILLINOIS (1-0)

(H: 1-0)

|        |   |       |     |
|--------|---|-------|-----|
| 1/4/83 | W | 80-63 | (h) |
|--------|---|-------|-----|

## WESTERN KENTUCKY (2-4)

(H: 2-2; A: 0-2)

|          |   |       |     |
|----------|---|-------|-----|
| 1/21/01  | L | 82-75 | (h) |
| 1/11/00  | L | 75-68 | (a) |
| 1/7/99   | L | 75-61 | (h) |
| 3/20/93! | L | 78-63 | (a) |
| 1/2/84   | W | 65-58 | (h) |
| 1/1/81   | W | 76-65 | (h) |

! NCAA Tournament

## WESTERN MICHIGAN (2-0)

(H: 1-0; A: 1-0)

|          |   |       |     |
|----------|---|-------|-----|
| 12/29/00 | W | 64-51 | (h) |
| 11/23/90 | W | 94-72 | (a) |

## WILLIAM & MARY (1-0)

(H: 1-0)

|          |   |       |     |
|----------|---|-------|-----|
| 12/28/02 | W | 85-57 | (h) |
|----------|---|-------|-----|

## WISCONSIN (2-0)

(H: 2-0)

|          |   |       |     |
|----------|---|-------|-----|
| 12/4/14  | W | 66-54 | (h) |
| 12/29/12 | W | 67-44 | (h) |

## WRIGHT STATE (1-0)

(H: 1-0)

|          |   |       |     |
|----------|---|-------|-----|
| 11/13/16 | W | 80-67 | (h) |
|----------|---|-------|-----|

## YALE (2-0)

(H: 2-0)

|          |   |       |     |
|----------|---|-------|-----|
| 11/25/13 | W | 91-67 | (h) |
| 12/28/01 | W | 75-46 | (h) |

# HISTORY VS. CONFERENCES

| Conference        | W   | L   |
|-------------------|-----|-----|
| America East!     | 13  | 3   |
| American Athletic | 2   | 1   |
| Atlantic 10       | 15  | 6   |
| Atlantic Coast&   | 151 | 166 |
| Atlantic Sun*     | 61  | 11  |
| Big 10            | 17  | 23  |
| Big 12            | 7   | 11  |
| Big East          | 152 | 113 |
| Big Sky           | 4   | 2   |
| Big South         | 5   | 0   |
| Big West          | 3   | 0   |
| Colonial Athletic | 5   | 4   |
| Conference USA    | 22  | 9   |
| Horizon League    | 9   | 6   |
| Independent       | 6   | 0   |
| Ivy League        | 9   | 1   |
| Metro Atlantic    | 10  | 5   |
| Mid-American      | 10  | 3   |
| Mid-Eastern       | 28  | 5   |
| Missouri Valley   | 6   | 0   |
| Mountain West     | 1   | 1   |
| Northeast         | 8   | 0   |
| Ohio Valley       | 11  | 1   |
| Pac-12            | 5   | 10  |
| Patriot League    | 3   | 0   |
| Southeastern      | 25  | 49  |
| Southern          | 4   | 0   |
| Southland         | 10  | 5   |
| Southwestern      | 16  | 4   |
| Summit League^    | 12  | 1   |
| Sun Belt          | 21  | 16  |
| Western Athletic  | 2   | 3   |
| West Coast#       | 6   | 2   |

\* - includes records from NSWAC/TAAC

^ - includes records from Mid-Continent/  
North Star

! - includes records from ECAC/NAC

# - includes records from WCAC

& - includes ACCT and conference games

|                   |   |   |                 |            |            |
|-------------------|---|---|-----------------|------------|------------|
| George Washington | 1 | 9 | Nebraska        | 0          | 3          |
| La Salle          | 1 | 0 | Oklahoma        | 2          | 2          |
| Massachusetts     | 2 | 0 | Oklahoma State  | 1          | 1          |
| Rhode Island      | 0 | 2 | Texas           | 1          | 1          |
| Richmond          | 2 | 1 | Texas A&M       | 1          | 0          |
| Rutgers           | 2 | 2 | Texas Tech      | 1          | 1          |
| St. Bonaventure   | 1 | 0 |                 |            |            |
| St. Joseph's      | 1 | 0 | <b>Big East</b> | <b>152</b> | <b>113</b> |
| Temple            | 3 | 1 | Boston College  | 15         | 8          |
| West Virginia     | 1 | 0 | Connecticut     | 5          | 18         |

## Atlantic Coast 151 166

|                |    |    |
|----------------|----|----|
| Boston College | 14 | 10 |
| Clemson        | 15 | 8  |
| Duke           | 4  | 15 |
| Florida State  | 10 | 31 |
| Georgia Tech   | 17 | 17 |
| Louisville     | 1  | 6  |
| Maryland       | 7  | 10 |
| NC State       | 11 | 13 |
| North Carolina | 14 | 14 |
| Notre Dame     | 2  | 8  |
| Pittsburgh     | 8  | 1  |
| Syracuse       | 4  | 6  |
| Virginia       | 11 | 11 |
| Virginia Tech  | 17 | 7  |
| Wake Forest    | 15 | 10 |

## Atlantic Sun 61 11

|                  |    |   |
|------------------|----|---|
| FGCU             | 3  | 0 |
| FIU              | 11 | 5 |
| Florida A&M      | 6  | 2 |
| Florida Atlantic | 10 | 0 |
| Gardner-Webb     | 1  | 0 |
| Georgia Southern | 2  | 0 |
| Georgia State    | 2  | 0 |
| Jacksonville     | 2  | 1 |
| Kennesaw State   | 1  | 0 |
| Lipscomb         | 1  | 0 |
| Mercer           | 4  | 2 |
| North Florida    | 5  | 0 |
| Stetson          | 7  | 1 |
| UCF              | 6  | 0 |

## Big 10 17 23

|                |   |   |
|----------------|---|---|
| Illinois       | 1 | 2 |
| Indiana        | 2 | 2 |
| Iowa           | 0 | 4 |
| Maryland       | 0 | 1 |
| Michigan       | 2 | 2 |
| Michigan State | 3 | 2 |
| Minnesota      | 1 | 3 |
| Nebraska       | 1 | 0 |
| Northwestern   | 1 | 1 |
| Ohio State     | 1 | 2 |
| Penn State     | 1 | 0 |
| Purdue         | 2 | 4 |
| Wisconsin      | 2 | 0 |

## Big 12 7 11

|            |   |   |
|------------|---|---|
| Baylor     | 0 | 1 |
| Iowa State | 0 | 1 |
| Kansas     | 0 | 1 |
| Missouri   | 1 | 0 |

|                |   |   |
|----------------|---|---|
| Nebraska       | 0 | 3 |
| Oklahoma       | 2 | 2 |
| Oklahoma State | 1 | 1 |
| Texas          | 1 | 1 |
| Texas A&M      | 1 | 0 |
| Texas Tech     | 1 | 1 |

## Big East 152 113

|                |    |    |
|----------------|----|----|
| Boston College | 15 | 8  |
| Connecticut    | 5  | 18 |
| DePaul         | 0  | 1  |
| Georgetown     | 16 | 9  |
| Marquette      | 1  | 0  |
| Notre Dame     | 2  | 12 |
| Pittsburgh     | 16 | 8  |
| Providence     | 18 | 6  |
| Rutgers        | 6  | 11 |
| Seton Hall     | 13 | 9  |
| St. John's     | 19 | 7  |
| Syracuse       | 17 | 6  |
| USF            | 1  | 0  |
| Villanova      | 9  | 13 |
| Virginia       | 1  | 0  |
| Virginia Tech  | 2  | 2  |
| West Virginia  | 11 | 3  |

## Big Sky 4 2

|                  |   |   |
|------------------|---|---|
| Idaho            | 0 | 1 |
| Idaho State      | 1 | 0 |
| Montana          | 1 | 1 |
| Sacramento State | 1 | 0 |
| Weber State      | 1 | 0 |

## Big South 5 0

|                     |   |   |
|---------------------|---|---|
| Charleston Southern | 1 | 0 |
| Gardner-Webb        | 1 | 0 |
| Radford             | 2 | 0 |
| UNC Asheville       | 1 | 0 |

## Big West 3 0

|                  |   |   |
|------------------|---|---|
| Long Beach State | 1 | 0 |
| UC Riverside     | 2 | 0 |

## Colonial Athletic 5 4

|                |   |   |
|----------------|---|---|
| East Carolina  | 1 | 1 |
| George Mason   | 0 | 2 |
| Georgia State  | 1 | 0 |
| James Madison  | 1 | 0 |
| Old Dominion   | 0 | 1 |
| VCU            | 1 | 0 |
| William & Mary | 1 | 0 |

## Conference USA 22 9

|                    |   |   |
|--------------------|---|---|
| Alabama-Birmingham | 2 | 0 |
| Charlotte          | 2 | 0 |
| Florida Atlantic   | 1 | 0 |
| FIU                | 4 | 0 |
| Houston            | 1 | 4 |
| Middle Tennessee   | 0 | 2 |
| Old Dominion       | 2 | 0 |
| TCU                | 1 | 0 |
| Tulane             | 0 | 2 |
| UCF                | 3 | 0 |
| USF                | 6 | 1 |

## NCAA DIVISION I

| Conference               | W         | L        |
|--------------------------|-----------|----------|
| <b>America East</b>      | <b>13</b> | <b>3</b> |
| Albany                   | 1         | 0        |
| Binghamton               | 3         | 0        |
| Boston University        | 1         | 0        |
| Hartford                 | 2         | 1        |
| Maine                    | 3         | 2        |
| New Hampshire            | 1         | 0        |
| UMass-Lowell             | 1         | 0        |
| Vermont                  | 1         | 0        |
| <b>American Athletic</b> | <b>2</b>  | <b>1</b> |
| Temple                   | 1         | 0        |
| Tulane                   | 0         | 1        |
| Tulsa                    | 1         | 0        |
| <b>Atlantic 10</b>       | <b>15</b> | <b>6</b> |
| Fordham                  | 1         | 0        |





# HISTORY VS. CONFERENCES

|                       |          |          |
|-----------------------|----------|----------|
| <b>Horizon League</b> | <b>9</b> | <b>6</b> |
| Butler                | 1        | 1        |
| Detroit               | 0        | 1        |
| Evansville            | 1        | 0        |
| Green Bay             | 0        | 2        |
| IUPUI                 | 1        | 0        |
| Milwaukee             | 3        | 0        |
| Notre Dame            | 0        | 2        |
| Oakland               | 2        | 0        |
| Wright State          | 1        | 0        |

|                   |          |          |
|-------------------|----------|----------|
| <b>Ivy League</b> | <b>9</b> | <b>1</b> |
| Brown             | 2        | 0        |
| Cornell           | 2        | 0        |
| Dartmouth         | 2        | 0        |
| Harvard           | 1        | 0        |
| Penn              | 0        | 1        |
| Yale              | 2        | 0        |

|                       |           |          |
|-----------------------|-----------|----------|
| <b>Metro Atlantic</b> | <b>10</b> | <b>5</b> |
| Fairfield             | 3         | 3        |
| Fordham               | 1         | 0        |
| Holy Cross            | 1         | 0        |
| Iona                  | 1         | 0        |
| Manhattan             | 1         | 0        |
| Niagara               | 1         | 0        |
| Quinnipiac            | 0         | 2        |
| Siena                 | 1         | 0        |
| St. Peter's           | 1         | 0        |

|                     |           |          |
|---------------------|-----------|----------|
| <b>Mid-American</b> | <b>10</b> | <b>3</b> |
| Central Michigan    | 0         | 1        |
| Eastern Michigan    | 1         | 0        |
| Miami (OH)          | 3         | 0        |
| Northern Illinois   | 1         | 1        |
| Toledo              | 3         | 1        |
| Western Michigan    | 2         | 0        |

|                    |           |          |
|--------------------|-----------|----------|
| <b>Mid-Eastern</b> | <b>28</b> | <b>5</b> |
| Bethune-Cookman    | 7         | 1        |
| Coppin State       | 7         | 0        |
| Delaware State     | 1         | 0        |
| Florida A&M        | 6         | 4        |
| Hampton            | 1         | 0        |
| Howard             | 1         | 0        |
| UMES               | 1         | 0        |
| Morgan State       | 1         | 0        |
| Norfolk State      | 1         | 0        |
| North Carolina A&T | 1         | 0        |

|                        |          |          |
|------------------------|----------|----------|
| <b>Missouri Valley</b> | <b>6</b> | <b>0</b> |
| Bradley                | 2        | 0        |
| Illinois State         | 2        | 0        |
| Loyola Chicago         | 2        | 0        |

|                      |          |          |
|----------------------|----------|----------|
| <b>Mountain West</b> | <b>1</b> | <b>1</b> |
| New Mexico           | 1        | 1        |

|                     |          |          |
|---------------------|----------|----------|
| <b>Northeast</b>    | <b>8</b> | <b>0</b> |
| Central Conn. State | 1        | 0        |
| Fairleigh Dickinson | 1        | 0        |
| LIU-Brooklyn        | 1        | 0        |
| Monmouth            | 1        | 0        |
| Quinnipiac          | 2        | 0        |

|                      |   |   |
|----------------------|---|---|
| Robert Morris        | 1 | 0 |
| St. Francis Brooklyn | 1 | 0 |

|                    |           |          |
|--------------------|-----------|----------|
| <b>Ohio Valley</b> | <b>11</b> | <b>1</b> |
| Austin Peay        | 2         | 0        |
| Eastern Kentucky   | 2         | 1        |
| Middle Tennessee   | 1         | 0        |
| Morehead State     | 1         | 0        |
| Murray State       | 2         | 0        |
| Samford            | 1         | 0        |
| SIU-Edwardsville   | 2         | 0        |

|                  |          |          |
|------------------|----------|----------|
| <b>Pac-12</b>    | <b>4</b> | <b>6</b> |
| Arizona State    | 0        | 3        |
| California       | 0        | 1        |
| Colorado         | 1        | 1        |
| Oregon State     | 0        | 1        |
| UCLA             | 1        | 0        |
| Washington       | 1        | 0        |
| Washington State | 1        | 0        |

|                |          |          |
|----------------|----------|----------|
| <b>Patriot</b> | <b>3</b> | <b>0</b> |
| Bucknell       | 1        | 0        |
| Holy Cross     | 1        | 0        |
| Lehigh         | 1        | 0        |

|                     |           |           |
|---------------------|-----------|-----------|
| <b>Southeastern</b> | <b>25</b> | <b>49</b> |
| Alabama             | 1         | 2         |
| Auburn              | 0         | 8         |
| Florida             | 14        | 20        |
| Georgia             | 0         | 2         |
| Kentucky            | 2         | 6         |
| LSU                 | 1         | 3         |
| Mississippi         | 4         | 3         |
| Mississippi State   | 0         | 1         |
| Missouri            | 1         | 0         |
| South Carolina      | 0         | 1         |
| Tennessee           | 0         | 2         |
| Vanderbilt          | 2         | 1         |

|                   |          |          |
|-------------------|----------|----------|
| <b>Southern</b>   | <b>4</b> | <b>0</b> |
| Appalachian State | 1        | 0        |
| Davidson          | 1        | 0        |
| Furman            | 1        | 0        |
| UNC Greensboro    | 1        | 0        |

|                          |           |          |
|--------------------------|-----------|----------|
| <b>Southland</b>         | <b>10</b> | <b>5</b> |
| Central Arkansas         | 1         | 0        |
| Lamar                    | 2         | 1        |
| Louisiana Tech           | 0         | 2        |
| NE Louisiana (ULM)       | 0         | 1        |
| New Orleans              | 2         | 0        |
| Nicholls State           | 1         | 0        |
| Northwestern State       | 1         | 0        |
| Stephen F. Austin        | 1         | 1        |
| SW Louisiana (Lafayette) | 1         | 0        |
| Texas State              | 1         | 0        |

|                     |           |          |
|---------------------|-----------|----------|
| <b>Southwestern</b> | <b>16</b> | <b>4</b> |
| Alabama State       | 1         | 0        |
| Alcorn State        | 2         | 0        |
| Grambling State     | 3         | 2        |
| Jackson State       | 2         | 1        |
| Prairie View A&M    | 1         | 0        |

|                |   |   |
|----------------|---|---|
| Southern       | 4 | 1 |
| Texas Southern | 3 | 0 |

|                      |           |          |
|----------------------|-----------|----------|
| <b>Summit League</b> | <b>12</b> | <b>1</b> |
| Cleveland State      | 3         | 0        |
| Dayton               | 1         | 0        |
| Illinois Chicago     | 1         | 0        |
| IUPUI                | 1         | 0        |
| Notre Dame           | 1         | 0        |
| Oakland              | 1         | 0        |
| Oral Roberts         | 1         | 0        |
| South Dakota State   | 0         | 1        |
| SW Missouri State    | 1         | 0        |
| Valparaiso           | 1         | 0        |
| Western Illinois     | 1         | 0        |

|                  |           |           |
|------------------|-----------|-----------|
| <b>Sun Belt</b>  | <b>21</b> | <b>16</b> |
| Charlotte        | 0         | 1         |
| FIU              | 6         | 6         |
| Florida Atlantic | 3         | 0         |
| Louisiana-Monroe | 1         | 0         |
| Old Dominion     | 0         | 2         |
| South Alabama    | 0         | 1         |
| USF              | 10        | 2         |
| Western Kentucky | 1         | 4         |

|                         |          |          |
|-------------------------|----------|----------|
| <b>Western Athletic</b> | <b>2</b> | <b>3</b> |
| BYU                     | 1        | 1        |
| Rice                    | 0        | 1        |
| San Diego State         | 1        | 0        |
| SMU                     | 0        | 1        |

|                   |          |          |
|-------------------|----------|----------|
| <b>West Coast</b> | <b>6</b> | <b>2</b> |
| Gonzaga           | 1        | 1        |
| Loyola Marymount  | 1        | 0        |
| Pepperdine        | 1        | 0        |
| Saint Mary's      | 0        | 1        |
| San Francisco     | 1        | 0        |
| Santa Clara       | 2        | 0        |

## NCAA DIVISION II, NAIA and Discontinued Leagues

|        |     |     |
|--------|-----|-----|
| Totals | 157 | 110 |
|--------|-----|-----|

**NOTE:** records against teams are determined by what conference the team was in at the time of the game

# ACC/BIG 10 CHALLENGE HISTORY

## ACC/BIG TEN CHALLENGE RESULTS (6-5)\*

| Date     | UM Rank | Opponent            | Location             | Result        |
|----------|---------|---------------------|----------------------|---------------|
| 11/19/07 | -       | Michigan            | Coral Gables, Fla.   | L, 65-50      |
| 12/5/08  | -       | Indiana             | Coral Gables, Fla.   | L, 69-54      |
| 12/1/11  | -       | at Michigan State   | East Lansing, Mich.  | W, 76-60      |
| 11/29/12 | -       | #6/7 Penn State     | Coral Gables, Fla.   | W, 69-65      |
| 12/5/13  | -       | at Minnesota        | Minneapolis, Minn.   | L, 74-67      |
| 12/4/14  | -       | Wisconsin           | Coral Gables, Fla.   | W, 66-54      |
| 12/2/15  | -       | Illinois            | Coral Gables, Fla.   | W, 73-64      |
| 12/1/16  | #18/16  | at #9/10 Ohio State | Columbus, Ohio       | (OT) W, 94-89 |
| 11/30/17 | -       | Michigan State      | Coral Gables, Fla.   | W, 67-57      |
| 11/29/18 | #21/20  | at Purdue           | West Lafayette, Ind. | L, 74-63      |
| 12/4/19  | #21/22  | #14/16 Indiana      | Coral Gables, Fla.   | L, 58-45      |

## ACC/BIG TEN CHALLENGE RECORDS\*

Overall 6-5

### Site

Home 4-3

Away 2-2

### Month

November 2-2

December 4-3

### Day

Monday 0-1

Wednesday 1-1

Thursday 5-2

Friday 0-1

Overtime 1-0

## ACC IN THE CHALLENGE\*

Overall Record 94-70

Series Record 9-1-3

2007: ACC 8, Big Ten 3

2008: ACC 7, Big Ten 4

2009: ACC 7, Big Ten 4

2010: ACC 6, Big Ten 5

2011: ACC 6, Big Ten 6

2012: ACC 7, Big Ten 5

2013: ACC 7, Big Ten 5

2014: ACC 7, Big Ten 7

2015: ACC 7, Big Ten 7

2016: ACC 9, Big Ten 5

2017: ACC 10, Big Ten 4

2018: ACC 8, Big Ten 6

2019: Big Ten 9, ACC 5

\* There was no ACC/Big 10 Challenge in 2020 due to the COVID-19 pandemic





# ACC TOURNAMENT HISTORY

## ACC TOURNAMENT RESULTS (9-17)

|         |                          |               |   |            |  |                  |
|---------|--------------------------|---------------|---|------------|--|------------------|
| 2004-05 | (No. 9 Seed)             |               |   |            |  |                  |
| 3/4/05  | vs. No. 8 Georgia Tech   | First Round   | W | 60-58      |  | Greensboro, N.C. |
| 3/5/05  | vs. No. 1 North Carolina | Quarterfinals | L | 64-57      |  | Greensboro, N.C. |
| 2005-06 | (No. 6 seed)             |               |   |            |  |                  |
| 3/2/06  | vs. No. 11 Georgia Tech  | First Round   | L | 79-62      |  | Greensboro, N.C. |
| 2006-07 | (No. 11 seed)            |               |   |            |  |                  |
| 3/1/07  | vs. No. 6 Georgia Tech   | First Round   | L | 66-52      |  | Greensboro, N.C. |
| 2007-08 | (No. 12 seed)            |               |   |            |  |                  |
| 3/6/08  | vs. No. 5 Georgia Tech   | First Round   | L | 76-49      |  | Greensboro, N.C. |
| 2008-09 | (No. 10 seed)            |               |   |            |  |                  |
| 3/5/09  | vs. No. 7 Boston College | First Round   | L | 76-59      |  | Greensboro, N.C. |
| 2009-10 | (No. 12 seed)            |               |   |            |  |                  |
| 3/4/10  | vs. No. 7 Wake Forest    | First Round   | L | 61-60 (OT) |  | Greensboro, N.C. |
| 2010-11 | (No. 2 seed)             |               |   |            |  |                  |
| 3/4/11  | vs. No. 10 NC State      | Quarterfinals | W | 93-85      |  | Greensboro, N.C. |
| 3/5/11  | vs. No. 6 North Carolina | Semifinals    | L | 83-57      |  | Greensboro, N.C. |
| 2011-12 | (No. 2 seed)             |               |   |            |  |                  |
| 3/2/12  | vs. No. 7 Wake Forest    | Quarterfinals | L | 81-74      |  | Greensboro, N.C. |
| 2012-13 | (No. 5 seed)             |               |   |            |  |                  |
| 3/7/13  | vs. No. 12 Virginia Tech | First Round   | W | 45-39      |  | Greensboro, N.C. |
| 3/8/13  | vs. No. 4 Florida State  | Quarterfinals | L | 70-58      |  | Greensboro, N.C. |
| 2013-14 | (No. 8 seed)             |               |   |            |  |                  |
| 3/6/14  | vs. No. 9 Florida State  | First Round   | L | 72-67 (OT) |  | Greensboro, N.C. |
| 2014-15 | (No. 8 seed)             |               |   |            |  |                  |
| 3/5/15  | vs. No. 9 Virginia       | First Round   | W | 62-52      |  | Greensboro, N.C. |
| 3/6/15  | vs. No. 1 Notre Dame     | Second Round  | L | 77-61      |  | Greensboro, N.C. |
| 2015-16 | (No. 5 seed)             |               |   |            |  |                  |
| 3/3/16  | vs. No. 12 Pittsburgh    | First Round   | W | 77-55      |  | Greensboro, N.C. |
| 3/4/16  | vs. No. 4 Florida State  | Second Round  | W | 74-56      |  | Greensboro, N.C. |
| 3/5/16  | vs. No. 1 Notre Dame     | Quarterfinals | L | 78-67      |  | Greensboro, N.C. |
| 2016-17 | (No. 7 seed)             |               |   |            |  |                  |
| 3/2/17  | vs. No. 10 Georgia Tech  | Second Round  | W | 87-71      |  | Conway, S.C.     |
| 3/3/17  | vs. No. 2 Florida State  | Quarterfinals | W | 56-54      |  | Conway, S.C.     |
| 3/4/17  | vs. No. 3 Duke           | Semifinals    | L | 57-52      |  | Conway, S.C.     |
| 2017-18 | (No. 6 seed)             |               |   |            |  |                  |
| 3/1/18  | vs. No. 11 Wake Forest   | Second Round  | W | 68-60      |  | Greensboro, N.C. |
| 3/2/18  | vs. No. 3 Florida State  | Quarterfinals | L | 73-69      |  | Greensboro, N.C. |
| 2018-19 | (No. 4 seed)             |               |   |            |  |                  |
| 3/8/19  | vs. No. 5 Syracuse       | Second Round  | L | 92-85      |  | Greensboro, N.C. |
| 2019-20 | (No. 11 seed)            |               |   |            |  |                  |
| 3/4/20  | vs. No. 14 Clemson       | First Round   | L | 71-56      |  | Greensboro, N.C. |
| 2020-21 | (No. 10 seed)            |               |   |            |  |                  |
| 3/4/21  | vs. No. 7 Virginia Tech  | Second Round  | L | 72-64      |  | Greensboro, N.C. |

## ACC TOURNAMENT RECORD

9-17 overall record, 2 Semifinals appearances

| Record by Round | Record by Seed |         |     |          | Record by Location |                       |
|-----------------|----------------|---------|-----|----------|--------------------|-----------------------|
| First Round     | 4-7            | Second  | 1-2 | Eighth   | 1-2                |                       |
| Second Round    | 3-3            | Fourth  | 0-1 | Ninth    | 1-1                | Conway, S.C. 2-1      |
| Quarterfinals   | 2-5            | Fifth   | 3-2 | Tenth    | 0-2                | Greensboro, N.C. 7-16 |
| Semifinals      | 0-2            | Sixth   | 1-2 | Eleventh | 0-2                |                       |
| Overall         | 9-17           | Seventh | 2-1 | Twelfth  | 0-2                |                       |
|                 |                |         |     | Overall  | 9-17               |                       |

# BIG EAST TOURNAMENT HISTORY

## BIG EAST TOURNAMENT RESULTS (14-11)

|  |                          |               |   |       |                    |
|--|--------------------------|---------------|---|-------|--------------------|
| <b>1991-92 (No. 1 seed) — Tournament Champions</b> |                          |               |   |       |                    |
| 3/7/92   | vs. No. 9 Seton Hall     | Quarterfinals | W | 76-62 | Storrs, Conn.      |
| 3/8/92   | vs. No. 4 Providence     | Semifinals    | W | 82-70 | Storrs, Conn.      |
| 3/9/92   | vs. No. 2 Connecticut    | Finals        | W | 56-47 | Storrs, Conn.      |
| <b>1992-93 (No. 1 seed) — Tournament Champions</b> |                          |               |   |       |                    |
| 3/6/93   | vs. No. 8 St. John's     | Quarterfinals | W | 84-61 | Providence, R.I.   |
| 3/7/93   | vs. No. 5 Villanova      | Semifinals    | W | 67-49 | Providence, R.I.   |
| 3/8/93   | vs. No. 7 Providence     | Finals        | W | 76-55 | Providence, R.I.   |
| <b>1993-94 (No. 6 seed)</b>                        |                          |               |   |       |                    |
| 3/5/94   | vs. No. 3 Pittsburgh     | Quarterfinals | L | 70-60 | Storrs, Conn.      |
| <b>1994-95 (No. 6 seed)</b>                        |                          |               |   |       |                    |
| 3/4/95   | vs. No. 3 Seton Hall     | Quarterfinals | L | 52-49 | South Orange, N.J. |
| <b>1995-96 (No. 4 seed)</b>                        |                          |               |   |       |                    |
| 3/1/97   | vs. No. 13 Pittsburgh    | First Round   | L | 52-49 | Storrs, Conn.      |
| <b>1996-97 (No. 4 seed)</b>                        |                          |               |   |       |                    |
| 3/1/97   | vs. No. 13 Pittsburgh    | First Round   | W | 64-50 | Storrs, Conn.      |
| 3/2/97   | vs. No. 5 Boston College | Quarterfinals | W | 63-48 | Storrs, Conn.      |
| 3/3/97   | vs. No. 1 Connecticut    | Semifinals    | L | 98-71 | Storrs, Conn.      |
| <b>1997-98 (No. 3 seed)</b>                        |                          |               |   |       |                    |
| 3/1/98   | vs. No. 11 Georgetown    | Quarterfinals | W | 81-66 | Piscataway, N.J.   |
| 3/2/98   | vs. No. 2 Rutgers        | Semifinals    | L | 79-53 | Piscataway, N.J.   |
| <b>1998-99 (No. 7 seed)</b>                        |                          |               |   |       |                    |
| 2/27/99  | vs. No. 10 West Virginia | First Round   | W | 86-69 | Piscataway, N.J.   |
| 2/28/99  | vs. No. 2 Rutgers        | Quarterfinals | L | 79-53 | Piscataway, N.J.   |
| <b>1999-00 (No. 7 seed)</b>                        |                          |               |   |       |                    |
| 3/4/00   | vs. No. 10 Seton Hall    | First Round   | W | 69-42 | Storrs, Conn.      |
| 3/5/00   | vs. No. 2 Notre Dame     | Quarterfinals | L | 67-52 | Storrs, Conn.      |
| <b>2000-01 (No. 10 seed)</b>                       |                          |               |   |       |                    |
| 3/3/01   | vs. No. 7 Boston College | First Round   | L | 62-49 | Storrs, Conn.      |
| <b>2001-02 (No. 5 seed)</b>                        |                          |               |   |       |                    |
| 3/2/02   | vs. No. 12 Georgetown    | First Round   | W | 69-52 | Piscataway, N.J.   |
| 3/3/02   | vs. No. 4 Villanova      | Quarterfinals | L | 68-49 | Piscataway, N.J.   |
| <b>2002-03 (No. 7 seed)</b>                        |                          |               |   |       |                    |
| 3/8/03   | vs. No. 10 Syracuse      | First Round   | W | 77-64 | Piscataway, N.J.   |
| 3/9/03   | at No. 2 Rutgers         | Quarterfinals | W | 77-74 | Piscataway, N.J.   |
| 3/10/03  | vs. No. 3 Villanova      | Semifinals    | L | 65-59 | Piscataway, N.J.   |
| <b>2003-04 (No. 4 seed)</b>                        |                          |               |   |       |                    |
| 3/7/04   | vs. No. 5 Boston College | Quarterfinals | L | 65-53 | Hartford, Conn.    |

## BIG EAST TOURNAMENT RECORD

14-11 overall record, 2 Championships

### Record by Round

|                |              |
|----------------|--------------|
| First Round    | 5-2          |
| Quarterfinals  | 5-6          |
| Semifinals     | 2-3          |
| Finals         | 2-0          |
| <b>Overall</b> | <b>14-11</b> |

### Record by Seed

|                |              |
|----------------|--------------|
| First          | 6-0          |
| Third          | 1-1          |
| Fourth         | 2-3          |
| Fifth          | 1-1          |
| Sixth          | 0-2          |
| Seventh        | 4-3          |
| Tenth          | 0-1          |
| <b>Overall</b> | <b>14-11</b> |

### Record by Location

|                    |              |
|--------------------|--------------|
| Hartford, Conn.    | 0-1          |
| Piscataway, N.J.   | 5-4          |
| Providence, R.I.   | 3-0          |
| South Orange, N.J. | 0-1          |
| Storrs, Conn.      | 6-5          |
| <b>Overall</b>     | <b>14-11</b> |





# NCAA TOURNAMENT HISTORY

## NCAA TOURNAMENT RESULTS (7-14)

|                               |   |                               |        |                |  |
|-------------------------------|---|-------------------------------|--------|----------------|--|
| 1988-89<br>3/15/89            | (No. 8 seed — Midwest Region)<br>at No. 9 Oklahoma State                      | First Round                   | L      | 93-69          | Stillwater, Okla.                            |
| 1991-92<br>3/21/92<br>3/26/92 | (No. 2 seed — East Region)<br>No. 7 North Carolina<br>vs. No. 3 Vanderbilt    | Second Round<br>Sweet Sixteen | W<br>L | 86-72<br>77-67 | Coral Gables, Fla.<br>Charlottesville, Va.   |
| 1992-93<br>3/17/93<br>3/20/93 | (No. 5 seed — East Region)<br>No. 12 St. Peter's<br>at No. 4 Western Kentucky | First Round<br>Second Round   | W<br>L | 61-44<br>73-63 | Coral Gables, Fla.<br>Bowling Green, Ky.     |
| 1997-98<br>3/14/98            | (No. 11 seed — Midwest Region)<br>vs. No. 6 Clemson                           | First Round                   | L      | 60-49          | Ruston, La.                                  |
| 2002-03<br>3/22/03            | (No. 11 seed — Midwest Region)<br>at No. 6 New Mexico                         | First Round                   | L      | 91-85 (OT)     | Albuquerque, N.M.                            |
| 2003-04<br>3/21/04            | (No. 5 seed — West Region)<br>vs. No. 12 Maryland                             | First Round                   | L      | 86-85          | Baton Rouge, La.                             |
| 2010-11<br>3/20/11<br>3/22/11 | (No. 3 seed — Dayton Region)<br>vs. No. 14 Gardner-Webb<br>vs. No. 6 Oklahoma | First Round<br>Second Round   | W<br>L | 80-62<br>88-83 | Charlottesville, Va.<br>Charlottesville, Va. |
| 2011-12<br>3/17/12<br>3/19/12 | (No. 3 seed — Kingston Region)<br>vs. No. 14 Idaho State<br>at No. 11 Gonzaga | First Round<br>Second Round   | W<br>L | 70-41<br>65-54 | Spokane, Wash.<br>Spokane, Wash.             |
| 2012-13<br>3/24/13            | (No. 8 seed — Norfolk Region)<br>at No. 9 Iowa                                | First Round                   | L      | 69-53          | Iowa City, Iowa                              |
| 2014-15<br>3/22/15<br>3/24/15 | (No. 11 seed — Oklahoma City Region)<br>vs. No. 6 Washington<br>at No. 3 Iowa | First Round<br>Second Round   | W<br>L | 86-80<br>88-70 | Iowa City, Iowa<br>Iowa City, Iowa           |
| 2015-16<br>3/19/16            | (No. 5 seed — Lexington Region)<br>vs. No. 12 South Dakota State              | First Round                   | L      | 74-71          | Stanford, Calif.                             |
| 2016-17<br>3/18/17<br>3/20/17 | (No. 4 seed — Stockton Region)<br>vs. No. 13 FGCU<br>vs. No. 12 Quinnipiac    | First Round<br>Second Round   | W<br>L | 62-60<br>85-78 | Coral Gables, Fla.<br>Coral Gables, Fla.     |
| 2017-18<br>3/17/18            | (No. 8 seed — Albany Region)<br>vs. No. 9 Quinnipiac                          | First Round                   | L      | 82-76          | Storrs, Conn.                                |
| 2018-19<br>3/22/19<br>3/24/19 | (No. 4 seed — Portland Region)<br>vs. No. 13 FGCU<br>vs. No. 5 Arizona State  | First Round<br>Second Round   | W<br>L | 69-62<br>55-57 | Coral Gables, Fla.<br>Coral Gables, Fla.     |

## NCAA TOURNAMENT RECORD

14 NCAA appearances, 7-14 overall record, 1 Sweet Sixteen

### Record by Round

|                |             |
|----------------|-------------|
| First Round    | 6-7         |
| Second Round   | 1-6         |
| Sweet Sixteen  | 0-1         |
| <b>Overall</b> | <b>7-14</b> |

### Record by Seed

|                |             |
|----------------|-------------|
| Second         | 1-1         |
| Third          | 2-2         |
| Fourth         | 2-2         |
| Fifth          | 1-3         |
| Eighth         | 0-3         |
| Eleventh       | 1-3         |
| <b>Overall</b> | <b>7-14</b> |

### Record by Location

|                      |     |
|----------------------|-----|
| Albuquerque, N.M.    | 0-1 |
| Baton Rouge, La.     | 0-1 |
| Bowling Green, Ky.   | 0-1 |
| Charlottesville, Va. | 1-2 |
| Coral Gables, Fla.   | 4-2 |
| Iowa City, Iowa      | 1-2 |

### Record by Location (cont.)

|                  |             |
|------------------|-------------|
| Ruston, La.      | 0-1         |
| Spokane, Wash.   | 1-1         |
| Stanford, Calif. | 0-1         |
| Stillwater, Ok.  | 0-1         |
| Storrs, Conn.    | 0-1         |
| <b>Overall</b>   | <b>7-14</b> |

# WNIT & AIAW HISTORY

## WNIT RESULTS (8-7)

|                 |                    |               |   |       |                      |
|-----------------|--------------------|---------------|---|-------|----------------------|
| <b>1989-90*</b> |                    |               |   |       |                      |
| 3/22/90         | vs. Illinois State | First Round   | W | 85-83 | Amarillo, Texas      |
| 3/23/90         | vs. Kentucky       | Second Round  | L | 80-68 | Amarillo, Texas      |
| 3/24/90         | vs. Charlotte      | Quarterfinals | L | 82-80 | Amarillo, Texas      |
| <b>1998-99</b>  |                    |               |   |       |                      |
| 3/12/99         | at Rice            | First Round   | L | 65-58 | Houston, Texas       |
| <b>2001-02</b>  |                    |               |   |       |                      |
| 3/13/02         | at Georgia Tech    | First Round   | W | 73-64 | Atlanta, Ga.         |
| 3/16/02         | at Houston         | Second Round  | L | 83-76 | Houston, Texas       |
| <b>2005-06</b>  |                    |               |   |       |                      |
| 3/18/06         | FIU                | First Round   | W | 95-83 | Coral Gables, Fla.   |
| 3/22/06         | at Virginia        | Second Round  | L | 82-73 | Charlottesville, Va. |
| <b>2009-10</b>  |                    |               |   |       |                      |
| 3/18/10         | FGCU               | First Round   | W | 70-57 | Coral Gables, Fla.   |
| 3/21/10         | Florida            | Second Round  | W | 77-64 | Coral Gables, Fla.   |
| 3/25/10         | North Carolina A&T | Third Round   | W | 84-77 | Coral Gables, Fla.   |
| 3/28/10         | at Providence      | Quarterfinals | W | 73-65 | Providence, R.I.     |
| 3/31/10         | at Michigan        | Semifinals    | W | 76-59 | Ann Arbor, Mich.     |
| 4/3/10          | at California      | Finals        | L | 73-61 | Berkeley, Calif.     |
| <b>2013-14</b>  |                    |               |   |       |                      |
| 3/20/14         | Stetson            | First Round   | L | 70-63 | Coral Gables, Fla.   |

\* Then called the National Women's Invitational Tournament

## WNIT TOURNAMENT RECORD

6 NCAA appearances, 8-7 overall record, 1 Finals

### Record by Round

|                |            |
|----------------|------------|
| First Round    | 4-2        |
| Second Round   | 1-3        |
| Third Round    | 1-0        |
| Quarterfinals  | 1-1        |
| Semifinals     | 1-0        |
| Finals         | 0-1        |
| <b>Overall</b> | <b>8-7</b> |

### Record by Location

|                      |            |
|----------------------|------------|
| Ann Arbor, Mich.     | 1-0        |
| Amarillo, Texas      | 1-2        |
| Atlanta, Ga.         | 1-0        |
| Berkeley, Calif.     | 0-1        |
| Charlottesville, Va. | 0-1        |
| Coral Gables, Fla.   | 4-1        |
| Houston, Texas       | 0-2        |
| Providence, R.I.     | 1-0        |
| <b>Overall</b>       | <b>8-7</b> |

## AIAW TOURNAMENT RESULTS (0-2)

|                |                  |   |       |                    |  |
|----------------|------------------|---|-------|--------------------|--|
| <b>1980-81</b> |                  |   |       |                    |  |
| 3/5/81         | at Southern Miss | L | 80-75 | Hattiesburg, Miss. |  |
| <b>1981-82</b> |                  |   |       |                    |  |
| 3/7/82         | vs. Delta State  | L | 81-66 | Tallahassee, Fla.  |  |

## NWSAC TOURNAMENT RESULTS (3-0)

|                                     |                 |   |       |                   |  |
|-------------------------------------|-----------------|---|-------|-------------------|--|
| <b>1990-91 Tournament champions</b> |                 |   |       |                   |  |
| 3/7/91                              | vs. Stetson     | W | 98-77 | Tallahassee, Fla. |  |
| 3/8/91                              | vs. FIU         | W | 75-55 | Tallahassee, Fla. |  |
| 3/9/91                              | vs. Florida A&M | W | 73-44 | Tallahassee, Fla. |  |





# NCAA TOURNAMENT TEAMS

**1988-89 Record: 21-8 (11-1 H, 7-7 A, 3-0 N)**

**Head Coach: Ferne Labati**

**Assistant Coaches: Robin Harmony, Carlos Aldave**

|    |                    |   |      |    |   |
|----|--------------------|---|------|----|---|
| 3  | Lisa Jones         | F | 5-9  | JR | Miami, Fla. (Florida JC)                |
| 12 | Elaine Harlow      | G | 5-5  | JR | Cocoa Beach, Fla. (Cocoa Beach)         |
| 15 | Julie Feicht       | G | 5-7  | FR | East Liverpool, Ohio (Wellsville)       |
| 22 | Merren Armour      | G | 5-9  | FR | Annnville, Pa. (Annnville)              |
| 23 | Tanya Wood         | F | 5-9  | SO | Jersey City, N.J. (St. Peter's College) |
| 24 | Frances Savage     | F | 5-9  | SO | Ft. Lauderdale, Fla. (Piper)            |
| 25 | Melissa Edwards    | C | 6-0  | JR | Morrow, Ga. (Morrow)                    |
| 33 | Vicki Bowers       | F | 5-10 | FR | Nevada, Ohio (Upper Sandusky)           |
| 34 | Chountelle Bullock | F | 5-10 | JR | Bradenton, Fla. (USF)                   |
| 41 | Sherri Eyer        | F | 5-10 | FR | Hershey, Penn. (Hershey)                |
| 42 | Jeannie Hebert     | G | 5-8  | FR | North Pole, Alaska (Monroe Catholic)    |
| 43 | Nanci Clayton      | C | 6-0  | JR | Los Angeles, Calif. (Locke)             |

**1991-92 Record: 30-2 (17-0 H, 11-1 A, 2-1 N)**

**BIG EAST: 18-0 (Regular Season & Tournament Champions)**

**Head Coach: Ferne Labati**

**Assistant Coaches: Robin Harmony, Dan Olson, Toni Smiley**

|    |                   |   |      |    |   |
|----|-------------------|---|------|----|---|
| 14 | Mary Tantillo     | G | 5-5  | SO | North Beach, N.J. (Southern Regional)     |
| 15 | Dellareese Wilson | G | 5-9  | JR | Miami, Fla. (Norland)                     |
| 20 | Tanya Young       | F | 5-11 | FR | Miami, Fla. (South Miami)                 |
| 22 | Merren Armour     | G | 5-9  | SR | Canberra, Australia (Annnville, Pa.)      |
| 23 | Ronnie McGarry    | F | 5-11 | SO | W. Swanzey, N.H. (Monadnock Regional)     |
| 24 | Frances Savage    | F | 5-9  | SR | Ft. Lauderdale, Fla. (Piper)              |
| 25 | Vicki Plowden     | C | 6-0  | JR | Miami, Fla. (South Miami)                 |
| 33 | Vicki Bowers      | F | 5-10 | SR | Nevada, Ohio (Upper Sandusky)             |
| 40 | Carla Harris      | G | 5-9  | JR | Miami, Fla. (Norland)                     |
| 41 | Sherri Eyer       | F | 5-10 | SR | Hershey, Pa. (Hershey)                    |
| 42 | Jeannie Hebert    | G | 5-8  | SR | North Pole, Alaska (Monroe Catholic)      |
| 43 | Galia Maik        | F | 6-0  | SO | Petah-Tikva, Israel (Tel Aviv University) |
| 44 | Cami Young        | F | 6-0  | JR | Orlando, Fla. (Valencia CC)               |

**1992-93 Record: 24-7 (13-3 H, 8-4 A, 2-0 N)**

**BIG EAST: 15-3 (Co-Regular Season & Tournament Champions)**

**Head Coach: Ferne Labati**

**Assistant Coaches: Robin Harmony, Toni Smiley**

**Grad. Asst: Jeannie Hebert**

|    |                   |   |      |    |  |
|----|-------------------|---|------|----|--|
| 3  | Nicki Mitchell    | G | 5-6  | JR | St. Petersburg, Fla. (Miami-Dade CC South) |
| 12 | Holly Rilinger    | G | 5-4  | FR | Waynesboro, Va. (Waynesboro)               |
| 14 | Mary Tantillo     | G | 5-6  | SR | North Beach, N.J. (Southern Regional)      |
| 15 | Dellareese Wilson | G | 5-9  | SR | Miami, Fla. (Norland)                      |
| 20 | Tanya Young       | F | 5-11 | SO | Miami, Fla. (South Miami)                  |
| 21 | Desma Thomas      | F | 5-11 | FR | Miami, Fla. (American)                     |
| 22 | Christine Olson   | C | 6-4  | FR | Seminole, Fla. (Seminole)                  |
| 23 | Ronnie McGarry    | F | 5-11 | JR | W. Swanzey, N.H. (Monadnock Regional)      |
| 25 | Vicki Plowden     | C | 6-0  | SR | Miami, Fla. (South Miami)                  |
| 30 | Nina Wagner       | G | 5-5  | SO | Horsham, Pa. (Archbishop Wood)             |
| 32 | Veronica Watson   | C | 6-3  | FR | Pigeon Forge, Tenn. (Sevier County)        |
| 33 | Mionsha Jones     | F | 5-11 | FR | Miami, Fla. (American)                     |
| 41 | Carla Harris      | G | 5-9  | SR | Miami, Fla. (Norland)                      |
| 43 | Galia Maik        | F | 6-0  | JR | Petah-Tikva, Israel (Tel Aviv University)  |
| 44 | Cami Young        | F | 6-0  | JR | Orlando, Fla. (Valencia CC)                |

HISTORY

## NCAA TOURNAMENT TEAMS

**1997-98 Record: 19-10 (12-1 H, 5-8 A, 2-1 N)**

**BIG EAST: 13-5**

**Head Coach: Ferne Labati**

**Associate Head Coach: Robin Harmony**

**Assistant Coaches: Toni Smiley, Nina Wagner**

|    |                 |     |      |    |   |
|----|-----------------|-----|------|----|---|
| 3  | McChelle Murray | G   | 5-11 | SR | Hollywood, Fla. (Norland)                 |
| 10 | Octavia Blue    | F   | 6-1  | SR | Deerfield Beach, Fla. (Davie Nova)        |
| 13 | Gina Graziani   | G   | 5-8  | SO | Pembroke Pines, Fla. (Cooper City)        |
| 14 | Tessa Iacoboni  | G   | 5-5  | SR | Hollidaysburg, Pa. (Hollidaysburg Senior) |
| 20 | Shannon Drury   | G   | 5-8  | SO | Virginia Beach, Va. (Frank W. Cox)        |
| 23 | Kym Hope        | F/C | 6-2  | JR | Hollywood, Fla. (McArthur)                |
| 24 | Dona Nando      | G   | 5-6  | FR | Flushing, N.Y. (Cardozo)                  |
| 31 | Cassandra Wimes | G   | 5-10 | JR | Miami, Fla. (Central)                     |
| 34 | Beth Barnhart   | G   | 5-9  | JR | Hodgen, Okla. (Moss School)               |
| 41 | Camilla Östh    | F/C | 6-2  | FR | Sodertalje, Sweden (Sodertalje BBK)       |
| 42 | Jennifer Jordan | C   | 6-0  | JR | Miami, Fla. (Norland)                     |
| 53 | Saritta Hines   | F   | 5-11 | FR | Detroit, Mich. (Martin Luther King)       |

**2002-03 Record: 18-11 (11-4 H, 5-7 A, 2-2 N)**

**BIG EAST: 8-8**

**Head Coach: Ferne Labati**

**Associate Head Coach: Robin Harmony**

**Assistant Coaches: Geneva Morgan, Nina Wagner**

|    |                    |     |      |    |  |
|----|--------------------|-----|------|----|--|
| 1  | Tatjana Marincic   | G/F | 6-2  | FR | Mississauga, Ontario (T.L. Kennedy)      |
| 2  | Tamara James       | G/F | 5-9  | FR | Dania, Fla. (South Broward)              |
| 3  | Melissa Knight     | F   | 5-11 | SO | Philadelphia, Pa. (William Penn Charter) |
| 10 | Yalonda McCormick  | G   | 5-8  | SO | Miami, Fla. (Monsignor Pace)             |
| 15 | Vera Arsova        | F   | 6-1  | JR | STIP, Macedonia (Slavco Stojmenski)      |
| 22 | Fallon Phanord     | G   | 5-9  | SO | Miami, Fla. (Dr. Michael M. Krop)        |
| 23 | Shaquana Wilkins   | F   | 6-2  | JR | Plymouth, Fla. (Winter Park)             |
| 25 | Meghan Saake       | G   | 5-10 | SR | Wellington, Fla. (Wellington)            |
| 30 | Hutashi Wilson     | G   | 5-6  | JR | Toronto, Canada (Michael Power)          |
| 34 | Alicia Hartlaub    | F   | 6-2  | SR | Schaefferstown, Pa. (Elco)               |
| 40 | Katie Hayek        | G   | 5-9  | FR | Lancaster, Pa. (Lancaster Catholic)      |
| 53 | Chanivia Broussard | F   | 6-0  | JR | Miami, Fla. (Northwestern)               |

**2003-04 Record: 22-7 (12-2 H, 7-3 A, 3-2 N)**

**BIG EAST: 11-5**

**Head Coach: Ferne Labati**

**Associate Head Coach: Robin Harmony**

**Assistant Coaches: Meghan Burke, Jackie Moore**

|    |                    |     |      |    |  |
|----|--------------------|-----|------|----|--|
| 00 | Amy Audibert       | F/C | 6-3  | FR | Niagara Falls, Ontario (A.N. Myer)       |
| 1  | Tatjana Marincic   | G/F | 6-2  | SO | Mississauga, Ontario (T.L. Kennedy)      |
| 2  | Tamara James       | G/F | 5-9  | SO | Dania, Fla. (South Broward)              |
| 3  | Melissa Knight     | F   | 5-11 | JR | Philadelphia, Pa. (William Penn Charter) |
| 5  | Imani Dhahabu      | F/C | 6-1  | FR | Vallejo, Calif. (Salesian)               |
| 10 | Yalonda McCormick  | G   | 5-8  | JR | Miami, Fla. (Monsignor Pace)             |
| 15 | Vera Arsova        | F   | 6-1  | SR | STIP, Macedonia (Slavco Stojmenski)      |
| 21 | Sandra Jansson     | G   | 5-6  | FR | Sodertalje, Sweden (Vastergards)         |
| 22 | Fallon Phanord     | G   | 5-9  | JR | Miami, Fla. (Dr. Michael M. Krop)        |
| 23 | Shaquana Wilkins   | F   | 6-2  | SR | Plymouth, Fla. (Winter Park)             |
| 30 | Hutashi Wilson     | G   | 5-6  | SR | Toronto, Canada (Michael Power)          |
| 40 | Katie Hayek        | G   | 5-9  | SO | Lancaster, Pa. (Lancaster Catholic)      |
| 53 | Chanivia Broussard | F   | 6-0  | SR | Miami, Fla. (Northwestern)               |





## NCAA TOURNAMENT TEAMS

**2010-11 Record: 28-5 (20-0 H, 6-3 A, 2-2 N)**

**ACC: 12-2 (Regular Season Co-Champions)**

**Head Coach: Katie Meier**

**Assistant Coaches: Darrick Gibbs, Carolyn Kieger, Vernetta Skeete**

|    |                    |   |      |    |                                     |
|----|--------------------|---|------|----|-------------------------------------|
| 1  | Riquna Williams    | G | 5-6  | JR | Pahokee, Fla. (Pahokee)             |
| 3  | Stefanie Yderstrom | G | 5-8  | SO | Ostertalje, Sweden (Igelstaviken)   |
| 12 | Krystal Saunders   | G | 5-8  | FR | West Park, Fla. (South Broward)     |
| 21 | Stephanie Gardner  | G | 5-7  | FR | Glassboro, N.J. (Glassboro)         |
| 23 | Shanel Williams    | G | 5-8  | SO | Chesapeake, Va. (Indian River)      |
| 32 | Morgan Stroman     | F | 6-1  | SO | Hopkins, S.C. (Lower Richland)      |
| 34 | Sylvia Bullock     | F | 6-2  | JR | Anchorage, Alaska (South Anchorage) |
| 42 | Shenise Johnson    | G | 5-11 | JR | Henrietta, N.Y. (Rush-Henrietta)    |
| 50 | Maria Brown        | F | 6-1  | FR | Monroe, La. (Ouchita Parish)        |
| 54 | Selina Archer      | C | 6-4  | FR | Clermont, Fla. (East Ridge)         |

**2011-12 Record: 26-6 (16-0 H, 9-5 A, 1-1 N)**

**ACC: 14-2**

**Head Coach: Katie Meier**

**Assistant Coaches: Darrick Gibbs, Carolyn Kieger, Vernetta Skeete**

|    |                    |   |      |    |                                     |
|----|--------------------|---|------|----|-------------------------------------|
| 1  | Riquna Williams    | G | 5-6  | SR | Pahokee, Fla. (Pahokee)             |
| 3  | Stefanie Yderstrom | G | 5-8  | JR | Ostertalje, Sweden (Igelstaviken)   |
| 10 | Michelle Woods     | G | 5-8  | FR | Naples, Fla. (Community)            |
| 12 | Krystal Saunders   | G | 5-8  | SO | West Park, Fla. (South Broward)     |
| 15 | Tyler Hobgood      | F | 6-1  | FR | Oxford, N.C. (J.F. Webb)            |
| 23 | Shanel Williams    | G | 5-8  | JR | Chesapeake, Va. (Indian River)      |
| 24 | Jessica Capers     | F | 6-2  | JR | Gastonia, N.C. (Indian River CC)    |
| 32 | Morgan Stroman     | F | 6-1  | JR | Hopkins, S.C. (Lower Richland)      |
| 33 | Suriya McGuire     | G | 5-11 | FR | Minneapolis, Minn. (Roosevelt)      |
| 34 | Sylvia Bullock     | F | 6-2  | SR | Anchorage, Alaska (South Anchorage) |
| 40 | Shawnice Wilson    | C | 6-6  | JR | Pittsburgh, Pa. (Pittsburgh)        |
| 42 | Shenise Johnson    | G | 5-11 | SR | Henrietta, N.Y. (Rush-Henrietta)    |
| 50 | Maria Brown        | F | 6-1  | SO | Monroe, La. (Ouchita Parish)        |
| 54 | Selina Archer      | C | 6-4  | SO | Clermont, Fla. (East Ridge)         |

**2012-13 Record: 21-11 (15-3 H, 5-7 A, 1-1 N)**

**ACC: 11-7**

**Head Coach: Katie Meier**

**Assistant Coaches: Darrick Gibbs, Carolyn Kieger, Octavia Blue**

|    |                    |   |      |    |                                   |
|----|--------------------|---|------|----|-----------------------------------|
| 1  | Caprice Dennis     | G | 5-9  | FR | Detroit, Mich. (Pershing)         |
| 3  | Stefanie Yderstrom | G | 5-8  | SR | Ostertalje, Sweden (Igelstaviken) |
| 10 | Michelle Woods     | G | 5-8  | SO | Naples, Fla. (Community)          |
| 12 | Krystal Saunders   | G | 5-8  | SO | West Park, Fla. (South Broward)   |
| 20 | Keyona Hayes       | F | 6-1  | FR | Marietta, Ga. (St. Francis)       |
| 21 | Jassany Williams   | F | 6-2  | JR | Davie, Fla. (Auburn)              |
| 32 | Morgan Stroman     | F | 6-1  | SR | Hopkins, S.C. (Lower Richland)    |
| 33 | Suriya McGuire     | G | 5-11 | SO | Minneapolis, Minn. (Roosevelt)    |
| 40 | Shawnice Wilson    | C | 6-6  | SR | Pittsburgh, Pa. (Pittsburgh)      |
| 50 | Maria Brown        | F | 6-1  | JR | Monroe, La. (Ouchita Parish)      |

HISTORY

## NCAA TOURNAMENT TEAMS

2014-15 Record: 20-13 (15-3 H, 2-9 A, 3-1 N)

ACC: 8-8

Head Coach: Katie Meier

Assistant Coaches: Darrick Gibbs, Octavia Blue, Zach Kancher

|    |                  |   |      |      |  |
|----|------------------|---|------|------|--|
| 0  | Keyanna Harris   | F | 6-0  | FR   | Riveria Beach, Fla. (William T. Dwyer)         |
| 3  | Jessica Thomas   | G | 5-6  | SO   | Gainesville, Fla. (Buchholz)                   |
| 5  | Nigia Greene     | G | 5-10 | SO   | Atlanta, Ga. (St. Francis)                     |
| 10 | Michelle Woods   | G | 5-8  | R-JR | Naples, Fla. (Community)                       |
| 14 | Aisha Edwards    | G | 5-8  | FR   | Boca Raton, Fla. (West Boca Raton)             |
| 15 | Necole Sterling  | F | 5-10 | SR   | Los Angeles, Calif. (Gulf Coast State College) |
| 20 | Keyona Hayes     | F | 6-1  | JR   | Marietta, Ga. (St. Francis)                    |
| 21 | Jassany Williams | F | 6-2  | R-SR | Davie, Fla. (Auburn)                           |
| 23 | Adrienne Motley  | G | 5-9  | SO   | Newport News, Va. (Woodside)                   |
| 25 | Khaila Prather   | F | 6-1  | FR   | Upper Marlboro, Md. (Riverdale Baptist)        |
| 30 | Erykah Davenport | F | 6-2  | FR   | Decatur, Ga. (Tucker)                          |
| 33 | Suriya McGuire   | G | 5-11 | SR   | Minneapolis, Minn. (Roosevelt)                 |

2015-16 Record: 24-9 (13-3 H, 8-3 A, 3-3 N)

ACC: 10-6

Head Coach: Katie Meier

Assistant Coaches: Octavia Blue, Tia Jackson, Fitzroy Anthony

|    |                  |     |      |      |   |
|----|------------------|-----|------|------|---|
| 0  | Keyanna Harris   | F   | 6-0  | SO   | Riveria Beach, Fla. (William T. Dwyer)  |
| 1  | Laura Cornelius  | G   | 5-8  | FR   | Groningen, Netherlands (Caland Lyceum)  |
| 3  | Jessica Thomas   | G   | 5-6  | JR   | Gainesville, Fla. (Buchholz)            |
| 5  | Nigia Greene     | G   | 5-10 | JR   | Atlanta, Ga. (St. Francis)              |
| 10 | Michelle Woods   | G   | 5-8  | R-SR | Naples, Fla. (Community)                |
| 20 | Keyona Hayes     | F   | 6-1  | R-JR | Marietta, Ga. (St. Francis)             |
| 21 | Emese Hof        | F/C | 6-3  | FR   | Utrecht, Netherlands (Caland Lyceum)    |
| 22 | Zada Williams    | F/C | 6-2  | FR   | Babson Park, Fla. (Lake Wales)          |
| 23 | Adrienne Motley  | G   | 5-9  | JR   | Newport News, Va. (Woodside)            |
| 25 | Khaila Prather   | F   | 6-1  | SO   | Upper Marlboro, Md. (Riverdale Baptist) |
| 30 | Erykah Davenport | F/C | 6-2  | SO   | Decatur, Ga. (Tucker)                   |

2016-17 Record: 24-9 (14-2 H, 7-5 A, 3-2 N)

ACC: 10-6

Head Coach: Katie Meier

Assistant Coaches: Octavia Blue, Tia Jackson, Fitzroy Anthony

|    |                    |     |      |      |   |
|----|--------------------|-----|------|------|---|
| 0  | Keyanna Harris     | F   | 6-0  | JR   | Riveria Beach, Fla. (William T. Dwyer)            |
| 1  | Laura Cornelius    | G   | 5-8  | SO   | Groningen, Netherlands (Caland Lyceum)            |
| 3  | Jessica Thomas     | G   | 5-6  | SR   | Gainesville, Fla. (Buchholz)                      |
| 4  | Shaneese Bailey    | G/F | 5-9  | R-JR | Callahan, Fla. (Florida Atlantic)                 |
| 5  | Nigia Greene       | G   | 5-10 | SR   | Atlanta, Ga. (St. Francis)                        |
| 12 | Sarah Mortensen    | G/F | 6-1  | FR   | Copenhagen, Denmark (Long Island Lutheran [N.Y.]) |
| 15 | Neydja Petithomme  | G   | 5-8  | JR   | Boca Raton, Fla. (Auburn)                         |
| 20 | Keyona Hayes       | F   | 6-1  | R-SR | Marietta, Ga. (St. Francis)                       |
| 21 | Emese Hof          | F/C | 6-3  | SO   | Utrecht, Netherlands (Caland Lyceum)              |
| 22 | Zada Williams      | F/C | 6-2  | SO   | Babson Park, Fla. (Lake Wales)                    |
| 23 | Adrienne Motley    | G   | 5-9  | SR   | Newport News, Va. (Woodside)                      |
| 25 | Khaila Prather     | F   | 6-1  | JR   | Upper Marlboro, Md. (Riverdale Baptist)           |
| 30 | Erykah Davenport   | F/C | 6-2  | JR   | Decatur, Ga. (Tucker)                             |
| 51 | Serena-Lynn Geldof | C   | 6-6  | FR   | Ostend, Belgium (KIA Redingenhof Leuven)          |





## NCAA TOURNAMENT TEAMS

2017-18 Record: 21-11 (13-5 H, 5-4 A, 3-2 N)

ACC: 10-6

Head Coach: Katie Meier

Assistant Coaches: Octavia Blue, Tia Jackson, Fitzroy Anthony

|    |                     |     |     |      |  |
|----|---------------------|-----|-----|------|--|
| 0  | Keyanna Harris      | F   | 6-0 | SR   | Riveria Beach, Fla. (William T. Dwyer)           |
| 1  | Laura Cornelius     | G   | 5-8 | JR   | Groningen, Netherlands (Caland Lyceum)           |
| 3  | Endia Banks         | G   | 5-9 | FR   | Duluth, Ga. (Duluth)                             |
| 4  | Shaneese Bailey     | G/F | 5-9 | R-SR | Callahan, Fla. (Florida Atlantic)                |
| 5  | Mykea Gray          | G   | 5-4 | FR   | Upper Marlboro, Md. (National Christian Academy) |
| 12 | Sarah Mortensen     | G/F | 6-1 | SO   | Copenhagen, Denmark (Long Island Lutheran [N.Y.] |
| 13 | Taylor Mason        | G   | 5-9 | FR   | Decatur, Ga. (Norcross)                          |
| 15 | Neydja Petithomme   | G   | 5-8 | SR   | Boca Raton, Fla. (Auburn)                        |
| 20 | Kelsey Marshall     | G   | 5-9 | FR   | Davie, Fla. (Miami Country Day School)           |
| 21 | Emese Hof           | F/C | 6-3 | JR   | Utrecht, Netherlands (Caland Lyceum)             |
| 23 | Rebecca Ripley      | G/F | 6-0 | FR   | Stratham, N.H. (New Hampton School)              |
| 25 | Khaila Prather      | F   | 6-1 | SR   | Upper Marlboro, Md. (Riverdale Baptist)          |
| 30 | Erykah Davenport    | F/C | 6-2 | SR   | Decatur, Ga. (Tucker)                            |
| 32 | Beatrice Mompremier | F   | 6-4 | JR   | Miami, Fla. (Baylor)                             |
| 51 | Serena-Lynn Geldof  | C   | 6-6 | SO   | Ostend, Belgium (KA Redingenhof Leuven)          |

2018-19 Record: 25-9 (17-3 H, 6-5 A, 2-1 N)

ACC: 12-4

Head Coach: Katie Meier

Assistant Coaches: Octavia Blue, Tia Jackson, Fitzroy Anthony

|    |                     |     |     |    |  |
|----|---------------------|-----|-----|----|--|
| 1  | Laura Cornelius     | G   | 5-8 | JR | Groningen, Netherlands (Caland Lyceum)           |
| 3  | Endia Banks         | G   | 5-9 | FR | Duluth, Ga. (Duluth)                             |
| 5  | Mykea Gray          | G   | 5-4 | FR | Upper Marlboro, Md. (National Christian Academy) |
| 12 | Sarah Mortensen     | G/F | 6-1 | SO | Copenhagen, Denmark (Long Island Lutheran [N.Y.] |
| 13 | Taylor Mason        | G   | 5-9 | FR | Decatur, Ga. (Norcross)                          |
| 15 | Jamir Huston        | F   | 6-0 | FR | Cleveland, Ohio (John Hay)                       |
| 20 | Kelsey Marshall     | G   | 5-9 | FR | Davie, Fla. (Miami Country Day School)           |
| 21 | Emese Hof           | F/C | 6-3 | JR | Utrecht, Netherlands (Caland Lyceum)             |
| 23 | Rebecca Ripley      | G/F | 6-0 | FR | Stratham, N.H. (New Hampton School)              |
| 25 | Khaila Prather      | F   | 6-1 | SR | Upper Marlboro, Md. (Riverdale Baptist)          |
| 32 | Beatrice Mompremier | F   | 6-4 | JR | Miami, Fla. (Baylor)                             |
| 33 | Destiny Harden      | F   | 6-0 | SO | Chicago, Ill. (West Virginia)                    |

HISTORY

## WNIT TEAMS

**1989-90 Record: 25-6 (13-1 H, 8-1 A, 4-4 N)**

**Head Coach: Ferne Labati**

**Assistant Coaches: Robin Harmony, Tim Rapant, Toni Smiley**

|    |                 |     |      |    |  |
|----|-----------------|-----|------|----|--|
| 3  | Lisa Jones      | F   | 5-9  | SR | Miami, Fla. (Florida JC)                     |
| 12 | Elaine Harlow   | G   | 5-5  | SR | Cocoa Beach, Fla. (Cocoa Beach)              |
| 14 | Christi Johnson | G   | 5-5  | SO | Chattanooga, Tenn. (Southridge [Fla.])       |
| 22 | Merren Armour   | G   | 5-9  | SO | Annnville, Pa. (Annnville)                   |
| 23 | Tanya Wood      | F   | 5-9  | JR | Jersey City, N.J. (St. Peter's College)      |
| 24 | Frances Savage  | F   | 5-9  | JR | Ft. Lauderdale, Fla. (Piper)                 |
| 32 | Margaret Farley | G/F | 5-10 | FR | Belle Glade, Fla. (Glades Central Community) |
| 33 | Vicki Bowers    | F   | 5-10 | SO | Nevada, Ohio (Upper Sandusky)                |
| 35 | Belinda Kunczt  | C   | 6-4  | FR | Peru, Ind. (Maconaquah)                      |
| 41 | Sherri Eyer     | F   | 5-10 | SO | Hershey, Penn. (Hershey)                     |
| 42 | Jeannie Hebert  | G   | 5-8  | SO | North Pole, Alaska (Monroe Catholic)         |
| 43 | Nanci Clayton   | C   | 6-0  | SR | Los Angeles, Calif. (Locke)                  |

**1998-99 Record: 15-14 (10-4 H, 4-10 A, 1-0 N)**

**BIG EAST: 9-9**

**Head Coach: Ferne Labati**

**Assistant Coaches: Robin Harmony, Dan Olson, Toni Smiley**

|    |                 |     |      |    |   |
|----|-----------------|-----|------|----|---|
| 4  | Rachel Oates    | G   | 5-4  | SO | Plantation, Fla. (Dade Christian)           |
| 5  | Sheila James    | G   | 5-3  | FR | Rubonia, Fla. (Palmetto)                    |
| 10 | Bianca Rosales  | G   | 5-9  | SO | Miami, Fla. (Holy Cross)                    |
| 13 | Gina Graziani   | G   | 5-8  | JR | Pembroke Pines, Fla. (Cooper City)          |
| 20 | Shannon Drury   | G   | 5-8  | JR | Virginia Beach, Va. (Frank W. Cox)          |
| 23 | Kym Hope        | F/C | 6-2  | SR | Hollywood, Fla. (McArthur)                  |
| 24 | Dona Nando      | G   | 5-6  | SO | Flushing, N.Y. (Cardozo)                    |
| 30 | Toni Williams   | F/C | 6-4  | FR | LaBelle, Fla. (LaBelle)                     |
| 31 | Cassandra Wimes | G   | 5-10 | SR | Miami, Fla. (Central)                       |
| 33 | Kathryn Fowler  | F   | 6-0  | FR | New York, N.Y. (Christ the King)            |
| 34 | Beth Barnhart   | G   | 5-9  | SR | Hodgen, Okla. (Moss School)                 |
| 41 | Camilla Östh    | F/C | 6-2  | SO | Sodertalje, Sweden (Sodertalje BBK)         |
| 42 | Jennifer Jordan | C   | 6-0  | SR | Miami, Fla. (Norland)                       |
| 45 | Martha Bodley   | C   | 6-3  | FR | St. Croix, U.S.V.I. (St. Croix Educational) |
| 52 | Christal White  | F   | 5-11 | FR | Pittsburgh, Pa. (Mt. Alvernia)              |

**2001-02 Record: 19-12 (12-3 H, 5-8 A, 2-1 N)**

**BIG EAST: 10-6**

**Head Coach: Ferne Labati**

**Associate Head Coach: Robin Harmony**

**Assistant Coaches: Geneva Morgan, Nina Wagner**

|    |                    |   |      |    |   |
|----|--------------------|---|------|----|---|
| 3  | Melissa Knight     | F | 5-11 | FR | Philadelphia, Pa. (William Penn Charter)    |
| 5  | Sheila James       | G | 5-5  | SR | Orlando, Fla. (Palmetto)                    |
| 10 | Yalonda McCormick  | G | 5-8  | FR | Miami, Fla. (Monsignor Pace)                |
| 14 | Yolanda Whigham    | G | 5-8  | FR | Plant City, Fla. (Plant City)               |
| 15 | Vera Arsova        | F | 6-1  | FR | STIP, Macedonia (Slavco Stojmenski)         |
| 21 | Amanda Papuga      | G | 5-10 | JR | Oak Brook, Ill. (Lyons Township)            |
| 22 | Fallon Phanord     | G | 5-9  | FR | Miami, Fla. (Dr. Michael M. Krop)           |
| 23 | Shaquana Wilkins   | F | 6-2  | SO | Plymouth, Fla. (Winter Park)                |
| 25 | Meghan Saake       | G | 5-10 | JR | Wellington, Fla. (Wellington)               |
| 30 | Hutashi Wilson     | G | 5-6  | SO | Toronto, Canada (Michael Power)             |
| 33 | Kathryn Fowler     | F | 6-0  | SR | New York, N.Y. (Christ the King)            |
| 34 | Alicia Hartlaub    | F | 6-2  | JR | Schaefferstown, Pa. (Elco)                  |
| 45 | Martha Bodley      | C | 6-3  | SR | St. Croix, U.S.V.I. (St. Croix Educational) |
| 53 | Chanivia Broussard | F | 6-0  | SO | Miami, Fla. (Northwestern)                  |





## WNIT TEAMS

**2005-06 Record: 17-13 (13-5 H, 4-6 A, 0-2 N)**

**ACC: 6-8**

**Head Coach: Katie Meier**

**Assistant Coaches: Darrick Gibbs, Angie Hembree, Tombi Bell**

|    |                       |     |      |    |  |
|----|-----------------------|-----|------|----|--|
| 00 | Amy Audibert          | F/C | 6-3  | JR | Niagara Falls, Ont., Canada (A.N. Myer)  |
| 1  | Tatjana Marincic      | G/F | 6-1  | SR | Mississauga, Ont., Canada (T.L. Kennedy) |
| 2  | Tamara James          | G/F | 5-9  | SR | Dania, Fla. (South Broward)              |
| 3  | Melissa Knight        | F   | 5-11 | SR | Philadelphia, Pa. (William Penn Charter) |
| 4  | Lamese James          | G/F | 6-0  | SO | Hollywood, Fla. (South Broward)          |
| 5  | Imani Dhahabu         | F/C | 6-1  | JR | Vallejo, Calif. (Salesian)               |
| 20 | Albrey Grimsley       | G   | 5-9  | SO | Fort Pierce, Fla. (Centennial)           |
| 21 | Renee Taylor          | G   | 5-2  | JR | Harlem, N.Y. (Monroe CC)                 |
| 23 | LaToya Cunningham     | G   | 5-6  | FR | Vallejo, Calif. (La Jolla Country Day)   |
| 30 | Selena Eskinazi-Budge | G   | 5-9  | SO | Beachwood, Ohio (Beachwood)              |
| 32 | Brittany Denson       | C   | 6-3  | FR | Winter Haven, Fla. (Winter Haven)        |
| 33 | Marianne Curtis       | G   | 5-8  | SO | Miami, Fla. (Palmetto)                   |
| 40 | Katie Hayek           | G   | 5-9  | SR | Lancaster, Pa. (Lancaster Catholic)      |

**2009-10 Record: 22-14 (13-6 H, 9-7 A, 0-1 N)**

**ACC: 4-10**

**Head Coach: Katie Meier**

**Assistant Coaches: Darrick Gibbs, Carolyn Kieger, Lonnette Hall**

|    |                    |     |      |    |                                      |
|----|--------------------|-----|------|----|--------------------------------------|
| 1  | Riquna Williams    | G   | 5-6  | SO | Pahokee, Fla. (Pahokee)              |
| 3  | Stefanie Yderstrom | G   | 5-8  | FR | Ostertalje, Sweden (Igelstaviken)    |
| 13 | Hannah Shaw        | C   | 6-4  | FR | Nottingham, England (Beckett School) |
| 14 | Charmaine Clark    | G/F | 5-11 | SR | Hinesville, Ga. (Bradwell Institute) |
| 23 | Shanel Williams    | G   | 5-8  | FR | Chesapeake, Va. (Indian River)       |
| 31 | Lee Anna Osei      | G   | 5-3  | FR | Toronto, Ont., Canada (Commerce)     |
| 32 | Morgan Stroman     | F   | 6-1  | FR | Hopkins, S.C. (Lower Richland)       |
| 33 | Diane Barnes       | F   | 6-2  | SR | Lakeland, Fla. (Trinity Valley CC)   |
| 34 | Sylvia Bullock     | F   | 6-2  | SO | Anchorage, Alaska (South Anchorage)  |
| 42 | Shenise Johnson    | G   | 5-11 | SO | Henrietta, N.Y. (Rush-Henrietta)     |

**2013-14 Record: 16-15 (10-9 H, 6-5 A, 0-1 N)**

**ACC: 8-8**

**Head Coach: Katie Meier**

**Assistant Coaches: Darrick Gibbs, Carolyn Kieger, Octavia Blue**

|    |                  |   |      |      |  |
|----|------------------|---|------|------|--|
| 1  | Caprice Dennis   | G | 5-9  | SO   | Detroit, Mich. (Pershing)                      |
| 3  | Jessica Thomas   | G | 5-6  | FR   | Gainesville, Fla. (Buchholz)                   |
| 5  | Nigia Greene     | G | 5-10 | FR   | Atlanta, Ga. (St. Francis)                     |
| 10 | Michelle Woods   | G | 5-8  | JR   | Naples, Fla. (Community)                       |
| 13 | Tara Sowhitter   | G | 5-7  | SR   | Oradell, N.J. (Immaculate Heart Academy)       |
| 12 | Krystal Saunders | G | 5-8  | SR   | West Park, Fla. (South Broward)                |
| 15 | Necole Sterling  | F | 5-10 | JR   | Los Angeles, Calif. (Gulf Coast State College) |
| 20 | Keyona Hayes     | F | 6-1  | SO   | Marietta, Ga. (St. Francis)                    |
| 21 | Jassany Williams | F | 6-2  | R-JR | Davie, Fla. (Auburn)                           |
| 33 | Suriya McGuire   | G | 5-11 | JR   | Minneapolis, Minn. (Roosevelt)                 |
| 23 | Adrienne Motley  | G | 5-9  | FR   | Newport News, Va. (Woodside)                   |
| 50 | Maria Brown      | F | 6-1  | SR   | Monroe, La. (Ouachita Parish)                  |

HISTORY



# HURRICANES IN THE POLLS

## 1984-85

| Date    | AP | USA Today | Record |
|---------|----|-----------|--------|
| Jan. 6  | 20 |           | 11-3   |
| Jan. 13 | 20 |           | 13-3   |

|         |    |    |      |
|---------|----|----|------|
| Dec. 26 | 12 | 10 | 9-2  |
| Jan. 2  | 12 | 13 | 11-2 |
| Jan. 9  | 13 | 11 | 12-3 |
| Jan. 16 | 11 | 10 | 15-3 |
| Jan. 23 | 10 | 8  | 16-3 |
| Jan. 30 | 7  | 7  | 19-3 |
| Feb. 6  | 6  | 6  | 20-3 |
| Feb. 13 | 6  | 6  | 22-3 |
| Feb. 20 | 5  | 5  | 24-3 |
| Feb. 27 | 7  | 7  | 25-4 |
| Mar. 5  | 8  | 9  | 25-5 |
| Mar. 12 | 8  | 9  | 25-5 |
| Final   |    | 11 | 26-6 |

## 1991-92

| Date    | AP | USA Today | Record |
|---------|----|-----------|--------|
| Dec. 22 | 25 |           | 5-1    |
| Jan. 5  | 25 |           | 9-1    |
| Jan. 12 | 19 |           | 12-1   |
| Jan. 19 | 14 |           | 14-1   |
| Jan. 26 | 12 |           | 16-1   |
| Feb. 2  | 9  |           | 18-1   |
| Feb. 9  | 8  |           | 20-1   |
| Feb. 16 | 8  |           | 21-1   |
| Feb. 23 | 8  |           | 23-1   |
| Mar. 1  | 7  |           | 25-1   |
| Mar. 8  | 6  |           | 27-1   |
| Mar. 15 | 6  |           | 30-2   |

## 2012-13

| Date    | AP | USA Today | Record |
|---------|----|-----------|--------|
| Oct. 24 | 24 |           | 0-0    |
| Nov. 12 | 23 |           | 1-0    |
| Dec. 3  | 23 |           | 5-1    |
| Dec. 10 | 21 |           | 7-1    |
| Jan. 7  | 24 |           | 12-2   |
| Jan. 14 | 25 |           | 12-4   |
| Jan. 21 | 23 |           | 13-5   |

## 1992-93

| Date     | AP | USA Today | Record |
|----------|----|-----------|--------|
| Nov. 24* | 20 |           | 0-0    |
| Dec. 8   | 18 |           | 1-0    |
| Dec. 15  | 16 |           | 2-0    |
| Dec. 22  | 20 |           | 3-1    |
| Dec. 29  | 22 |           | 5-1    |
| Mar. 9   | 24 |           | 23-6   |
| Mar. 16  | 20 |           | 23-6   |

## 2015-16

| Date    | AP | USA Today | Record |
|---------|----|-----------|--------|
| Dec. 8  |    | 22        | 10-0   |
| Dec. 15 | 23 | 21        | 10-0   |
| Dec. 22 | 23 | 20        | 11-1   |
| Dec. 28 | 22 | 20        | 12-1   |
| Jan. 11 | 21 | 20        | 15-2   |
| Jan. 18 | 16 | 16        | 17-2   |
| Jan. 25 | 17 | 17        | 17-3   |
| Feb. 1  | 16 | 20        | 18-3   |
| Feb. 8  | 19 | 17        | 20-4   |
| Feb. 15 | 18 | 17        | 21-5   |
| Feb. 22 | 17 | 17        | 22-5   |
| Feb. 29 | 21 | 21        | 22-7   |
| Mar. 7  | 20 | 19        | 24-8   |
| Mar. 14 | 19 | 192       | 24-8   |
| Final   |    | 24        | 24-9   |

## 2003-04

| Date    | AP | USA Today | Record |
|---------|----|-----------|--------|
| Jan. 5  | 25 |           | 12-0   |
| Jan. 12 | 21 |           | 13-1   |
| Jan. 19 | 18 |           | 16-1   |
| Jan. 26 | 17 |           | 17-1   |
| Feb. 2  | 22 |           | 17-4   |
| Feb. 16 | 22 |           | 19-4   |
| Feb. 23 | 21 |           | 21-4   |

## 2010-11

| Date    | AP | USA Today | Record |
|---------|----|-----------|--------|
| Jan. 12 | 22 | 25        | 16-1   |
| Jan. 17 | 17 | 22        | 18-1   |
| Jan. 24 | 16 | 22        | 18-1   |
| Jan. 31 | 18 | 21        | 20-2   |
| Feb. 7  | 20 | 21        | 20-3   |
| Feb. 14 | 13 | 16        | 22-3   |
| Feb. 21 | 12 | 14        | 23-3   |
| Feb. 28 | 10 | 10        | 26-3   |
| Mar. 7  | 11 | 10        | 27-4   |
| Final   |    | 16        | 28-5   |

## 2016-17

| Date    | AP | USA Today | Record |
|---------|----|-----------|--------|
| Nov. 4  | 14 | 20        | 0-0    |
| Nov. 14 | 22 | 22        | 1-1    |
| Nov. 21 | 21 | 22        | 3-1    |
| Nov. 28 | 18 | 16        | 5-1    |
| Dec. 5  | 14 | 13        | 7-1    |
| Dec. 12 | 13 | 12        | 8-1    |
| Dec. 19 | 11 | 11        | 9-1    |
| Dec. 26 | 11 | 11        | 11-1   |
| Jan. 2  | 14 | 14        | 11-2   |
| Jan. 9  | 14 | 14        | 13-3   |
| Jan. 16 | 14 | 14        | 14-4   |
| Jan. 23 | 17 | 17        | 14-5   |
| Jan. 30 | 16 | 16        | 16-5   |
| Feb. 6  | 16 | 17        | 17-5   |
| Feb. 13 | 16 | 17        | 19-6   |
| Feb. 20 | 17 | 17        | 19-7   |
| Feb. 27 | 16 | 16        | 21-7   |
| Mar. 6  | 16 | 16        | 23-8   |
| Mar. 13 | 16 | 16        | 23-8   |

## 2011-12

| Date    | AP | USA Today | Record |
|---------|----|-----------|--------|
| Oct. 29 | 7  | 7         | 0-0    |
| Nov. 14 | 7  | 7         | 1-0    |
| Nov. 21 | 9  | 9         | 2-1    |
| Nov. 28 | 9  | 9         | 5-1    |
| Dec. 5  | 9  | 9         | 7-1    |
| Dec. 12 | 7  | 8         | 8-1    |
| Dec. 19 | 7  | 7         | 9-1    |

HISTORY





# HURRICANES IN THE POLLS

Final 19 24-9

## 2017-18

| Date    | AP | USA Today | Record |
|---------|----|-----------|--------|
| Oct. 26 |    | 24        | 0-0    |

## 2018-19

| Date    | AP | USA Today | Record |
|---------|----|-----------|--------|
| Oct. 31 | 25 | 24        | 0-0    |
| Nov. 12 | 24 |           | 3-0    |
| Nov. 19 | 24 | 22        | 4-1    |
| Nov. 26 | 21 | 20        | 6-1    |
| Dec. 3  | 25 | 23        | 7-2    |
| Dec. 10 | 24 | 22        | 8-2    |
| Dec. 17 | 24 | 23        | 9-2    |
| Dec. 24 | 24 | 23        | 11-2   |
| Jan. 7  |    | 23        | 14-3   |
| Jan. 21 |    | 23        | 16-4   |
| Jan. 28 |    | 23        | 18-4   |
| Feb. 4  | 25 | 25        | 19-5   |
| Feb. 11 | 20 | 20        | 21-5   |
| Feb. 18 | 14 | 14        | 22-5   |
| Feb. 25 | 15 | 16        | 23-6   |
| Mar. 4  | 16 | 15        | 24-7   |
| Mar. 11 | 19 | 16        | 24-8   |
| Mar. 18 | 19 | 15        | 24-8   |
| Final   |    | 20        | 25-9   |

## 2019-20

| Date    | AP | USA Today | Record |
|---------|----|-----------|--------|
| Oct. 30 | 18 | 19        | 0-0    |
| Nov. 11 | 17 | -         | 1-0    |
| Nov. 18 | 16 | 17        | 3-0    |
| Nov. 25 | 19 | 18        | 4-1    |
| Dec. 2  | 21 | 22        | 5-2    |
| Dec. 23 | 24 | -         | 8-3    |



# HURRICANE HONORS

## National Accolades

### NATIONAL PLAYER OF THE YEAR

| Name           | Organization       | Year    |
|----------------|--------------------|---------|
| Frances Savage | Sports Illustrated | 1991-92 |

### ALL-AMERICANS

| Name                | Organization     | Team         | Year    |
|---------------------|------------------|--------------|---------|
| Maria Rivera        | Kodak/WBCA       | Hon. Mention | 1987-88 |
| Frances Savage      | Kodak/WBCA       | Hon. Mention | 1990-91 |
| Frances Savage      | AP               | Second       | 1990-91 |
| Jeannie Hebert      | WBBY             | Hon. Mention | 1991-92 |
| Vicki Plowden       | WBBY             | Hon. Mention | 1991-92 |
| Frances Savage      | Kodak/WBCA       | First        | 1991-92 |
| Vicki Plowden       | Kodak/WBCA       | Hon. Mention | 1992-93 |
| Octavia Blue        | Kodak/WBCA       | Hon. Mention | 1997-98 |
| Octavia Blue        | WBNS             | Third        | 1997-98 |
| Tamara James        | Kodak/WBCA       | Hon. Mention | 2002-03 |
| Tamara James        | AP               | Hon. Mention | 2002-03 |
| Tamara James        | Full Court Press | Hon. Mention | 2003-04 |
| Tamara James        | Kodak/WBCA       | Hon. Mention | 2004-05 |
| Tamara James        | AP               | Hon. Mention | 2004-05 |
| Tamara James        | WBNS             | Second       | 2005-06 |
| Tamara James        | Full Court Press | Third        | 2005-06 |
| Tamara James        | AP               | Hon. Mention | 2005-06 |
| Tamara James        | Kodak/WBCA       | Hon. Mention | 2005-06 |
| Shenise Johnson     | State Farm/WBCA  | First        | 2010-11 |
| Shenise Johnson     | USBWA            | First        | 2010-11 |
| Shenise Johnson     | Full Court Press | Second       | 2010-11 |
| Shenise Johnson     | AP               | Third        | 2010-11 |
| Riquna Williams     | AP               | Hon. Mention | 2010-11 |
| Shenise Johnson     | WBCA             | First        | 2011-12 |
| Shenise Johnson     | USBWA            | First        | 2011-12 |
| Shenise Johnson     | NetScouts        | First        | 2011-12 |
| Shenise Johnson     | CSM              | First        | 2011-12 |
| Shenise Johnson     | AP               | Second       | 2011-12 |
| Riquna Williams     | AP               | Third        | 2011-12 |
| Adrienne Motley     | WBCA             | Hon. Mention | 2015-16 |
| Beatrice Mompremier | AP/WBCA          | Hon. Mention | 2018-19 |
| Beatrice Mompremier | AP/WBCA          | Hon. Mention | 2019-20 |

AP—Associated Press

CSM—College Sports Madness

S&S—Street & Smith's

WBBY—Women's Basketball Yearbook

WBCA—Women's Basketball Coaches Association

WBNS—Women's Basketball News Service

USBWA—United States Basketball Writers Association

### PRESEASON ALL-AMERICANS

| Name                | Org. | Team         | Year    |
|---------------------|------|--------------|---------|
| Frances Savage      | S&S  | Hon. Mention | 1989-90 |
| Jeannie Hebert      | S&S  | Hon. Mention | 1991-92 |
| Frances Savage      | WBBY | Hon. Mention | 1991-92 |
| Tamara James        | S&S  | Hon. Mention | 2003-04 |
| Shenise Johnson     | AP   | First        | 2011-12 |
| Adrienne Motley     | CSM  | Fourth       | 2016-17 |
| Beatrice Mompremier | AP   | First        | 2019-20 |

### FRESHMAN ALL-AMERICANS

| Name           | Org. | Year    |
|----------------|------|---------|
| Maria Rivera   | WBBY | 1983-84 |
| Joani Bowles   | WBBY | 1989-90 |
| Jeannie Hebert | WBBY | 1988-89 |

Ronnie McGary

WBBY

1990-91

## ACC Awards

### PLAYER OF THE YEAR

| Name            | Year    |
|-----------------|---------|
| Shenise Johnson | 2010-11 |

### PRESEASON PLAYER OF THE YEAR

| Name                | Year    |
|---------------------|---------|
| Shenise Johnson     | 2011-12 |
| Beatrice Mompremier | 2019-20 |

### MOST IMPROVED PLAYER

| Name      | Year    |
|-----------|---------|
| Emese Hof | 2018-19 |

## BIG EAST Conference Awards

### PLAYER OF THE YEAR

| Name           | Year    |
|----------------|---------|
| Frances Savage | 1991-92 |

### PRESEASON PLAYER OF THE YEAR

| Name          | Year    |
|---------------|---------|
| Vicki Plowden | 1992-93 |

### DEFENSIVE PLAYER OF THE YEAR

| Name         | Year    |
|--------------|---------|
| Meghan Saake | 2001-02 |

### FRESHMAN OF THE YEAR

| Name          | Year    |
|---------------|---------|
| Holly Riinger | 1992-93 |

### MOST IMPROVED PLAYER

| Name           | Year    |
|----------------|---------|
| Frances Savage | 1991-92 |
| Kym Hope       | 1997-98 |

## All-ACC Teams

### ALL-ACC

| Name               | Team            | Year    |
|--------------------|-----------------|---------|
| Tamara James       | First           | 2004-05 |
| Tamara James       | First           | 2005-06 |
| Renee Taylor       | Hon. Mention    | 2005-06 |
| Renee Taylor       | Second          | 2006-07 |
| Maurita Reid       | Hon. Mention    | 2007-08 |
| Shenise Johnson    | Hon. Mention    | 2008-09 |
| Shenise Johnson    | First           | 2009-10 |
| Riquna Williams    | Second          | 2009-10 |
| Shenise Johnson    | First           | 2010-11 |
| Riquna Williams    | First           | 2010-11 |
| Morgan Stroman     | Third           | 2010-11 |
| Shenise Johnson    | First           | 2011-12 |
| Riquna Williams    | First           | 2011-12 |
| Stefanie Yderstrom | Third           | 2011-12 |
| Morgan Stroman     | First (BRP, HC) | 2012-13 |
| Stefanie Yderstrom | First (HC)      | 2012-13 |
| Adrienne Motley    | First (BRP, HC) | 2014-15 |

HISTORY





# HURRICANE HONORS

|                     |                  |         |
|---------------------|------------------|---------|
| Adrienne Motley     | First (BRP, HC)  | 2015-16 |
| Adrienne Motley     | Second (BRP, HC) | 2016-17 |
| Jessica Thomas      | Second (BRP, HC) | 2016-17 |
| Erykah Davenport    | Second (BRP, HC) | 2017-18 |
| Emese Hof           | First (BRP, HC)  | 2018-19 |
| Beatrice Mompremier | First (BRP, HC)  | 2018-19 |

The Blue Ribbon Panel (BRP) and ACC Coaches (HC) began selecting separate teams in 2012-13

## PRESEASON ALL-ACC

| Name                          | Year    |
|-------------------------------|---------|
| Tamara James                  | 2004-05 |
| Tamara James                  | 2005-06 |
| Shenise Johnson               | 2010-11 |
| Shenise Johnson               | 2011-12 |
| Riquna Williams               | 2011-12 |
| Stefanie Yderstrom (BRP, HC)  | 2012-13 |
| Adrienne Motley (BRP, HC)     | 2015-16 |
| Adrienne Motley (BRP, HC)     | 2016-17 |
| Beatrice Mompremier (BRP, HC) | 2019-20 |

## ALL-ACC DEFENSIVE TEAM

| Name            | Year    |
|-----------------|---------|
| Maurita Reid    | 2007-08 |
| Shenise Johnson | 2009-10 |
| Shenise Johnson | 2010-11 |
| Shenise Johnson | 2011-12 |
| Morgan Stroman  | 2012-13 |
| Emese Hof       | 2018-19 |
| Mykea Gray      | 2019-20 |

## ACC ALL-FRESHMAN TEAM

| Name            | Team            | Year    |
|-----------------|-----------------|---------|
| Shenise Johnson | First           | 2008-09 |
| Adrienne Motley | First (BRP, HC) | 2013-14 |
| Mykea Gray      | First (BRP, HC) | 2017-18 |
| Kelsey Marshall | First (BRP)     | 2017-18 |

## Past All-Conference Teams

### PAST ALL-CONFERENCE

| Name              | Conference | Team   | Year    |
|-------------------|------------|--------|---------|
| Jill Poorman      | FSAC       | First  | 1979-80 |
| Sylvia Wilson     | FSAC       | First  | 1979-80 |
| Dottie Richardson | FSAC       | First  | 1980-81 |
| Sylvia Wilson     | FSAC       | First  | 1980-81 |
| Joani Bowles      | FSAC       | Second | 1983-84 |
| Cordelia Fulmore  | FSAC       | First  | 1983-84 |
| Vicki Plowden     | NSWAC      | First  | 1990-91 |
| Jeannie Hebert    | NSWAC      | Second | 1990-91 |
| Jeannie Hebert    | BIG EAST   | Second | 1991-92 |
| Frances Savage    | BIG EAST   | First  | 1991-92 |
| Vicki Plowden     | BIG EAST   | First  | 1991-92 |
| Vicki Plowden     | BIG EAST   | First  | 1992-93 |
| Holly Ringer      | BIG EAST   | Third  | 1992-93 |
| Della Wilson      | BIG EAST   | Second | 1992-93 |
| Desma Thomas      | BIG EAST   | Third  | 1993-94 |
| Octavia Blue      | BIG EAST   | Third  | 1995-96 |
| Octavia Blue      | BIG EAST   | Third  | 1996-97 |
| Desma Thomas      | BIG EAST   | Third  | 1996-97 |
| Octavia Blue      | BIG EAST   | First  | 1997-98 |
| Kym Hope          | BIG EAST   | First  | 1997-98 |

|                     |          |        |         |
|---------------------|----------|--------|---------|
| Kym Hope            | BIG EAST | First  | 1998-99 |
| Jennifer Jordan     | BIG EAST | Third  | 1998-99 |
| Chaniviva Broussard | BIG EAST | Second | 2001-02 |
| Meghan Saake        | BIG EAST | HM     | 2001-02 |
| Tamara James        | BIG EAST | Second | 2002-03 |
| Chaniviva Broussard | BIG EAST | Third  | 2003-04 |
| Tamara James        | BIG EAST | First  | 2003-04 |
| Yalonda McCormick   | BIG EAST | HM     | 2003-04 |

FSAC—Florida State Athletic Conference (AIAW)

NSWAC—New South Women's Athletic Conference

## PAST PRESEASON ALL-CONFERENCE

| Name                | Conference | Team   | Year    |
|---------------------|------------|--------|---------|
| Frances Savage      | BIG EAST   | First  | 1991-92 |
| Vicki Plowden       | BIG EAST   | First  | 1992-93 |
| Desma Thomas        | BIG EAST   | Second | 1994-95 |
| Octavia Blue        | BIG EAST   | Second | 1995-96 |
| Octavia Blue        | BIG EAST   | Second | 1996-97 |
| Octavia Blue        | BIG EAST   | First  | 1997-98 |
| Kym Hope            | BIG EAST   | First  | 1997-98 |
| Chaniviva Broussard | BIG EAST   | First  | 2002-03 |
| Tamara James        | BIG EAST   | First  | 2003-04 |

## PAST PRESEASON CONFERENCE ALL-FRESHMAN TEAM

| Name                | Conference | Team   | Year    |
|---------------------|------------|--------|---------|
| Holly Rilinger      | BIG EAST   | Second | 1992-93 |
| Veronica Watson     | BIG EAST   | First  | 1992-93 |
| Jill Henne          | BIG EAST   | Second | 1993-94 |
| Octavia Blue        | BIG EAST   | First  | 1994-95 |
| Chaniviva Broussard | BIG EAST   | First  | 2000-01 |
| Tamara James        | BIG EAST   | First  | 2002-03 |

## Conference Leaders

### ACC

| Name            | Category | Year    |
|-----------------|----------|---------|
| Tamara James    | Scoring  | 2004-05 |
| Tamara James    | Scoring  | 2005-06 |
| Renee Taylor    | Scoring  | 2006-07 |
| Riquna Williams | Scoring  | 2010-11 |
| Mykea Gray      | Steals   | 2019-20 |

### BIG EAST

| Name           | Category   | Year    |
|----------------|------------|---------|
| Frances Savage | Rebounding | 1991-92 |
| Jeannie Hebert | Assists    | 1991-92 |
| Gina Graziani  | Assists    | 1996-97 |
| Desma Thomas   | 3-Pointers | 1996-97 |
| Gina Graziani  | Assists    | 1997-98 |
| Kym Hope       | Rebounding | 1997-98 |
| Gina Graziani  | Assists    | 1999-00 |
| Tamara James   | Scoring    | 2002-03 |

## Atlantic Coast Conference Academic Honors

### ALL-ACC ACADEMIC TEAM

| Name             | Year    |
|------------------|---------|
| Tatjana Marincic | 2004-05 |
| Tatjana Marincic | 2005-06 |
| Amy Audibert     | 2006-07 |
| Epiphany Woodson | 2007-08 |

## HURRICANE HONORS

|                    |         |
|--------------------|---------|
| Morgan Stroman     | 2009-10 |
| Stefanie Yderstrom | 2010-11 |
| Stefanie Yderstrom | 2011-12 |
| Stefanie Yderstrom | 2012-13 |
| Adrienne Motley    | 2013-14 |
| Jassany Williams   | 2014-15 |
| Emese Hof          | 2015-16 |
| Jessica Thomas     | 2015-16 |
| Laura Cornelius    | 2016-17 |
| Emese Hof          | 2016-17 |
| Jessica Thomas     | 2016-17 |
| Endia Banks        | 2017-18 |
| Emese Hof          | 2017-18 |
| Kelsey Marshall    | 2017-18 |
| Emese Hof          | 2018-19 |
| Laura Cornelius    | 2018-19 |
| Kelsey Marshall    | 2020-21 |
| Destiny Harden     | 2020-21 |

### ACC HONOR ROLL

| <i>Name</i>         | <i>Year</i> |
|---------------------|-------------|
| Amy Audibert        | 2004-05     |
| Marianne Curtis     | 2004-05     |
| Selena Eskinazi     | 2004-05     |
| Tatjana Marincic    | 2004-05     |
| Marianne Curtis     | 2005-06     |
| Amy Audibert        | 2006-07     |
| Marianne Curtis     | 2006-07     |
| Briyana Blair       | 2007-08     |
| LaToya Drake        | 2007-08     |
| Damisha Moore       | 2007-08     |
| Vitalia Vasciunaite | 2007-08     |
| Epiphany Woodson    | 2007-08     |
| LaToya Cunningham   | 2008-09     |
| LaToya Drake        | 2008-09     |
| Sylvia Bullock      | 2010-11     |
| Stefanie Yderstrom  | 2010-11     |
| Stefanie Yderstrom  | 2011-12     |
| Morgan Stroman      | 2012-13     |
| Jassany Williams    | 2012-13     |
| Stefanie Yderstrom  | 2012-13     |
| Shawnice Wilson     | 2012-13     |
| Krystal Saunders    | 2013-14     |
| Jessica Thomas      | 2013-14     |
| Jassany Williams    | 2013-14     |
| Keyona Hayes        | 2014-15     |
| Jassany Williams    | 2014-15     |
| Laura Cornelius     | 2015-16     |
| Erykah Davenport    | 2015-16     |
| Emese Hof           | 2015-16     |
| Khaila Prather      | 2015-16     |
| Laura Cornelius     | 2016-17     |
| Serena Lynn-Geldof  | 2016-17     |
| Keyanna Harris      | 2016-17     |
| Keyona Hayes        | 2016-17     |
| Emese Hof           | 2016-17     |
| Sarah Mortensen     | 2016-17     |
| Adrienne Motley     | 2016-17     |
| Jessica Thomas      | 2016-17     |
| Shaneese Bailey     | 2017-18     |
| Endia Banks         | 2017-18     |
| Laura Cornelius     | 2017-18     |
| Keyanna Harris      | 2017-18     |
| Emese Hof           | 2017-18     |

|                            |         |
|----------------------------|---------|
| Kelsey Marshall            | 2017-18 |
| Sarah Mortensen            | 2017-18 |
| Khaila Prather             | 2017-18 |
| Laura Cornelius            | 2018-19 |
| Emese Hof                  | 2018-19 |
| Kelsey Marshall            | 2018-19 |
| Sarah Mortensen            | 2018-19 |
| Khaila Prather             | 2018-19 |
| Destiny Harden             | 2019-20 |
| Jamir Huston               | 2019-20 |
| Moulayna Johnson Sidi Baba | 2019-20 |
| Kelsey Marshall            | 2019-20 |
| Taylor Mason               | 2019-20 |
| Beatrice Mompremier        | 2019-20 |
| Kenza Salgues              | 2019-20 |
| Paula Fraile Ruiz          | 2020-21 |
| Moulayna Johnson Sidi Baba | 2020-21 |
| Kelsey Marshall            | 2020-21 |
| Taylor Mason               | 2020-21 |
| Kenza Salgues              | 2020-21 |

### All-Tournament Teams

#### NCAA TOURNAMENT

| <i>Name</i>   | <i>Region</i> | <i>Year</i> |
|---------------|---------------|-------------|
| Vicki Plowden | East          | 1991-92     |

#### WNIT

| <i>Name</i>     | <i>Year</i> |
|-----------------|-------------|
| Frances Savage  | 1989-90     |
| Shenise Johnson | 2009-10     |
| Riquna Williams | 2009-10     |

#### ACC TOURNAMENT

| <i>Name</i>     | <i>Team</i> | <i>Year</i> |
|-----------------|-------------|-------------|
| Tamara James    | Second      | 2004-05     |
| Shenise Johnson | First       | 2010-11     |
| Riquna Williams | Second      | 2010-11     |
| Shawnice Wilson | Second      | 2011-12     |
| Jessica Thomas  | Second      | 2015-16     |
| Keyona Hayes    | Second      | 2016-17     |

#### BIG EAST TOURNAMENT

| <i>Name</i>          | <i>Year</i> |
|----------------------|-------------|
| Jeannie Hebert       | 1991-92     |
| Vicki Plowden        | 1991-92     |
| Frances Savage (MVP) | 1991-92     |
| Carla Harris         | 1992-93     |
| Vicki Plowden        | 1992-93     |
| Holly Rilinger       | 1992-93     |
| Desma Thomas         | 1996-97     |
| Kym Hope             | 1997-98     |
| Tamara James         | 2002-03     |

#### NSWAC TOURNAMENT

| <i>Name</i>          | <i>Year</i> |
|----------------------|-------------|
| Jeannie Hebert (MVP) | 1990-91     |
| Vicki Plowden        | 1990-91     |





# HURRICANE HONORS

## ACG Weekly Awards

### PLAYER OF THE WEEK

| Name                | Date  | Year    |
|---------------------|-------|---------|
| Tamara James        | 1/3   | 2004-05 |
| Tamara James        | 2/7   | 2004-05 |
| Tamara James        | 2/14  | 2004-05 |
| Tamara James        | 12/5  | 2005-06 |
| Renee Taylor        | 11/20 | 2006-07 |
| Riquna Williams     | 11/16 | 2009-10 |
| Riquna Williams     | 1/11  | 2009-10 |
| Shenise Johnson     | 2/8   | 2009-10 |
| Riquna Williams     | 12/13 | 2010-11 |
| Riquna Williams     | 12/27 | 2010-11 |
| Shenise Johnson     | 1/3   | 2010-11 |
| Riquna Williams     | 1/17  | 2010-11 |
| Riquna Williams     | 1/31  | 2010-11 |
| Shenise Johnson     | 2/14  | 2010-11 |
| Shenise Johnson     | 2/21  | 2010-11 |
| Shenise Johnson     | 11/28 | 2011-12 |
| Riquna Williams     | 12/12 | 2011-12 |
| Morgan Stroman      | 2/11  | 2012-13 |
| Shawnice Wilson     | 3/4   | 2012-13 |
| Adrienne Motley     | 1/12  | 2014-15 |
| Beatrice Mompremier | 1/7   | 2018-19 |
| Beatrice Mompremier | 1/21  | 2018-19 |
| Beatrice Mompremier | 2/11  | 2018-19 |
| Beatrice Mompremier | 2/18  | 2018-19 |
| Beatrice Mompremier | 11/25 | 2019-20 |
| Beatrice Mompremier | 12/23 | 2019-20 |
| Destiny Harden      | 3/1   | 2020-21 |

|                     |    |
|---------------------|----|
| Riquna Williams     | 7x |
| Shenise Johnson     | 5x |
| Beatrice Mompremier | 5x |
| Tamara James        | 4x |
| Destiny Harden      | 1x |
| Emese Hof           | 1x |
| Adrienne Motley     | 1x |
| Morgan Stroman      | 1x |
| Renee Taylor        | 1x |
| Shawnice Wilson     | 1x |

### ROOKIE OF THE WEEK

| Name            | Date  | Year    |
|-----------------|-------|---------|
| Brittany Denson | 1/9   | 2005-06 |
| Shenise Johnson | 12/1  | 2008-09 |
| Shenise Johnson | 1/5   | 2008-09 |
| Shenise Johnson | 2/23  | 2008-09 |
| Morgan Stroman  | 1/11  | 2009-10 |
| Keyona Hayes    | 2/11  | 2012-13 |
| Adrienne Motley | 2/3   | 2013-14 |
| Mykea Gray      | 11/13 | 2017-18 |
| Mykea Gray      | 11/27 | 2017-18 |

|                 |    |
|-----------------|----|
| Shenise Johnson | 3x |
| Mykea Gray      | 2x |
| Brittany Denson | 1x |
| Keyona Hayes    | 1x |
| Adrienne Motley | 1x |
| Morgan Stroman  | 1x |

## BIG EAST Weekly Awards

### PLAYER OF THE WEEK

| Name               | Date  | Year    |
|--------------------|-------|---------|
| Vicki Plowden      | 12/23 | 1991-92 |
| Frances Savage     | 12/30 | 1991-92 |
| Frances Savage     | 1/19  | 1991-92 |
| Frances Savage     | 2/9   | 1991-92 |
| Frances Savage     | 2/16  | 1991-92 |
| Frances Savage     | 3/2   | 1991-92 |
| Vicki Plowden      | 1/10  | 1992-93 |
| Vicki Plowden      | 2/21  | 1992-93 |
| Octavia Blue       | 12/27 | 1995-96 |
| Jennifer Jordan    | 1/29  | 1995-96 |
| Octavia Blue       | 12/7  | 1997-98 |
| Octavia Blue       | 12/12 | 1997-98 |
| Kym Hope           | 1/4   | 1997-98 |
| Kym Hope           | 2/8   | 1997-98 |
| Octavia Blue       | 2/12  | 1997-98 |
| Jennifer Jordan    | 1/18  | 1998-99 |
| Kym Hope           | 2/22  | 1998-99 |
| Dalia Clarke       | 1/15  | 2000-01 |
| Chanivia Broussard | 12/10 | 2001-02 |
| Meghan Saake       | 12/17 | 2001-02 |
| Shaquana Wilkins   | 1/21  | 2001-02 |
| Tamara James       | 11/23 | 2003-04 |
| Tamara James       | 2/23  | 2003-04 |

|                    |    |
|--------------------|----|
| Frances Savage     | 5x |
| Octavia Blue       | 4x |
| Kym Hope           | 3x |
| Vicki Plowden      | 3x |
| Tamara James       | 2x |
| Jennifer Jordan    | 2x |
| Chanivia Broussard | 1x |
| Dalia Clarke       | 1x |
| Meghan Saake       | 1x |
| Shaquana Wilkins   | 1x |

### FRESHMAN OF THE WEEK

| Name               | Date  | Year    |
|--------------------|-------|---------|
| Holly Rilinger     | 1/4   | 1992-93 |
| Holly Rilinger     | 1/17  | 1992-93 |
| Holly Rilinger     | 2/1   | 1992-93 |
| Holly Rilinger     | 2/15  | 1992-93 |
| Sheron Murray      | 12/13 | 1993-94 |
| MeChelle Murray    | 12/19 | 1994-95 |
| Octavia Blue       | 1/23  | 1994-95 |
| Amanda Papuga      | 11/22 | 1999-00 |
| Alicia Hartlaub    | 1/17  | 1999-00 |
| Chanivia Broussard | 1/15  | 2000-01 |
| Tamara James       | 11/25 | 2002-03 |
| Tamara James       | 12/2  | 2002-03 |
| Tamara James       | 12/23 | 2002-03 |
| Tamara James       | 1/6   | 2002-03 |
| Tamara James       | 1/13  | 2002-03 |

|                    |    |
|--------------------|----|
| Tamara James       | 5x |
| Holly Rilinger     | 4x |
| Octavia Blue       | 1x |
| Chanivia Broussard | 1x |
| Alicia Hartlaub    | 1x |
| MeChelle Murray    | 1x |

HISTORY

# UM SPORTS HOF, ACC LEGENDS & PRO CANES

## UM SPORTS HALL OF FAMERS

### PLAYERS

| Name               | Played           | Inducted |
|--------------------|------------------|----------|
| Robin Harmony      | 1980-84          | 1997     |
| Maria Rivera       | 1984-88          | 1998     |
| Frances Savage     | 1988-92          | 2002     |
| Jeannie Hebert     | 1988-92          | 2003     |
| Vicki Plowden      | 1990-93          | 2007     |
| Octavia Blue       | 1994-98          | 2008     |
| Desma Thomas       | 1992-94; 1995-97 | 2012     |
| Kym Hope           | 1995-99          | 2015     |
| Tamara James       | 2002-06          | 2016     |
| Chanivia Broussard | 2000-04          | 2018     |
| Shenise Johnson    | 2008-12          | 2022     |

### COACHES

| Name         | Coached    | Inducted |
|--------------|------------|----------|
| Lin Dunn     | 1978-87    | 1995     |
| Ferne Labati | 1988-2005  | 2004     |
| Katie Meier  | 2005-pres. | 2017     |

## ACC WOMEN'S BASKETBALL LEGENDS

### PLAYERS

| Name               | Played  | Honored |
|--------------------|---------|---------|
| Frances Savage     | 1988-92 | 2005    |
| Vicki Plowden      | 1990-93 | 2006    |
| Jeannie Hebert     | 1988-92 | 2007    |
| Octavia Blue       | 1994-98 | 2008    |
| Kym Hope           | 1995-99 | 2009    |
| Meghan Saake       | 1999-03 | 2010    |
| Chanivia Broussard | 2000-04 | 2011    |
| Tamara James       | 2002-06 | 2012    |
| Robin Harmony      | 1980-84 | 2013    |
| Sylvia Wilson      | 1979-82 | 2016    |

### COACHES

| Name                     | Coached    | Honored |
|--------------------------|------------|---------|
| Lin Dunn                 | 1978-87    | 2014    |
| Ferne Labati             | 1988-2005  | 2015    |
| Katie Meier <sup>^</sup> | 2005-pres. | 2006    |

<sup>^</sup> - Honored by Duke as a former player

No ACC Legends were named in 2017 or 2018

## PROFESSIONAL PLAYERS

### KATIE MEIER ERA (25)

| Name               | Played           |
|--------------------|------------------|
| Diane Barnes       | 2007-10          |
| Maria Brown        | 2010-14          |
| Charmaine Clark    | 2006-10          |
| Laura Cornelius    | 2015-19          |
| LaToya Drake       | 2007-09          |
| Serena-Lynn Geldof | 2016-18          |
| Keyona Hayes       | 2012-14; 2015-17 |
| Emese Hof          | 2015-19          |
| Tamara James       | 2002-06          |

|                     |         |
|---------------------|---------|
| Shenise Johnson     | 2008-12 |
| Suriya McGuire      | 2011-15 |
| Beatrice Mompremier | 2016-20 |
| Adrienne Motley     | 2013-17 |
| Laura Quevedo       | 2014-15 |
| Maurita Reid        | 2006-08 |
| Hannah Shaw         | 2009-10 |
| Necole Sterling     | 2013-15 |
| Morgan Stroman      | 2009-13 |
| Renee Taylor        | 2005-07 |
| Jessica Thomas      | 2013-17 |
| Carla Williams      | 2006-08 |
| Jassany Williams    | 2013-15 |
| Riquna Williams     | 2008-12 |
| Shawnice Wilson     | 2011-13 |
| Stefanie Yderstrom  | 2009-13 |

### PRE-MEIER ERA (13)

| Name             | Played           |
|------------------|------------------|
| Octavia Blue     | 1994-98          |
| Martha Bodley    | 1998-02          |
| Wendy Footie*    | 1974-78          |
| Robin Harmony    | 1980-84          |
| Kym Hope         | 1995-99          |
| Galia Maik       | 1991-94          |
| McChelle Murray  | 1994-98          |
| Vicki Plowden*   | 1990-93          |
| Dotie Richardson | 1976-77; 1978-81 |
| Maria Rivera     | 1984-88          |
| Frances Savage   | 1988-92          |
| Desma Thomas     | 1992-94; 1995-97 |
| Shaquana Wilkins | 2000-04          |

\* - Played in the United States prior to the WNBA era

## WNBA HISTORY

### DRAFTED (5)

| Name                | Rd. | Pick | Team         | Active              |
|---------------------|-----|------|--------------|---------------------|
| Octavia Blue        | 2   | 15   | Sparks       | 1998; 2003-04       |
| Tamara James        | 1   | 8    | Mystics      | 2006-07             |
| Shenise Johnson     | 1   | 5    | Silver Stars | 2012-pres.          |
| Beatrice Mompremier | 2   | 20   | Sparks       | 2020-pres.          |
| Adrienne Motley     | 3   | 32   | Fever        | —                   |
| Riquna Williams     | 2   | 17   | Shock        | 2012-15; 2017-pres. |

### UNDRAFTED (6)

| Name            | Team    | Active |
|-----------------|---------|--------|
| Martha Bodley   | Sol     | —      |
| Keyona Hayes    | Lynx    | —      |
| Kym Hope        | Starzz  | 2000   |
| Desma Thomas    | Mercury | —      |
| Jessica Thomas  | Stars   | —      |
| Shawnice Wilson | Lynx    | —      |





## PAST COACHES

### Barry Schimer

1972-75

Barry Schimer served as the first head coach of the Miami women's basketball team, starting in 1972. Schimer coached the Hurricanes for three seasons (1972-1975), posting a 16-15 record, with back-to-back winning seasons his last two years.

In his final season, Schimer led the Canes to a second-place finish in the FAIAW with a record of 8-6. Miami was a perfect 3-0 at home that season.

### Shula Feuer

1975-77

Shula Feuer took over the head coaching job at Miami prior to the 1975-76 season. In two years with the Canes, Feuer posted a 16-24 mark with a third-place finish in the FAIAW in 1976-77.

In 2018, Feuer was honored with the Women's Basketball Hall of Fame Trailblazer Award for her commitment to women's basketball. Feuer was recognized as one of the founding members of the Women's Basketball League, the predecessor to the current WNBA.

### Isabella Hutchinson

1977-78

Isabella Hutchinson could easily be called the founder of the University of Miami women's athletics program. She came to the University of Miami in 1965 with the mandate of beginning a women's intramural sports program. From that beginning, Hutchinson went on to coach numerous sports, including the Miami women's basketball team in 1977-78.

Outside of Miami, Hutchinson is well known in the cause of furthering women's athletics. She was not only President of the Florida Association of Women's Intercollegiate Athletics from 1977-79, but also Chairperson of many AIAW and NCAA committees such as awards and officiating.

Following her time at Miami, Hutchinson went on to serve as Associate Athletic Director for Women's Sports at Indiana University until her retirement from collegiate athletics in 2000.

### Lin Dunn

1978-87

Lin Dunn served as head coach of the Women's Basketball program from 1978-87, accumulating a 149-119 record with the Hurricanes.

During her nine seasons in Coral Gables, Dunn guided the Hurricanes to their first-ever ranking in the Associated Press Top 20 in 1985 and to their first Florida State Championship in 1981. She was the 1981 Florida Coach of the Year and served with the 1986 United States Women's Basketball Team in 1986.

Her first year saw UM finish 10-13 and place fifth in the state. The team rebounded largely in her second season, posting an 18-16 record. Dunn's impact became apparent in her third season with Miami (1980-81), as the Hurricanes

forged a 24-15 record.

From there, the record-setting team made its first postseason appearance in the AIAW Region III Championship. Her 1981-82 squad followed up on its previous seasons' success with a 19-10 record, and another berth into the AIAW post-season tournament. Dunn's seventh season resulted in her top win percentage (.750) 21-7.

Dunn served as President of the Women's Basketball Coaches Association in 1984-85. She was inducted into the Women's Basketball Hall of Fame in 2014.

### Ken Patrick

1987-88

Ken Patrick was named the interim head coach for the 1987-88 season. Patrick served as an assistant coach during the prior year under Lin Dunn.

Under Patrick's direction, the Canes went 14-13.

### Ferne Labati

1988-05

Ferne Labati became the head coach of Woman's basketball at the University of Miami in 1988. She has the most wins of any UM women's basketball coach and took her 2003-2004 team to the NCAA Tournament.

Highlighting her 15 seasons are nine berths in postseason play, six in the NCAA tournament and three in the WNIT. The Canes won back-to-back BIG EAST regular season and Tournament titles in 1992 and 1993, while finishing as high as No. 6 nationally. Her 1996 squad earned a share of the BIG EAST 7 division title. Labati herself was named WBCA/Converse Coach of the Year in 1992.

Labati's record at Miami stands at 290-179 (.618) while her overall record in 26 seasons as a head coach is 426-301 (.586). Though her success on the court is impressive, what she has accomplished off the court might serve as her legacy at the University of Miami: In her 16 seasons, 40 of the 41 student-athletes that completed their eligibility at Miami have graduated.

#### COACHING AWARDS

|              |         |  |
|--------------|---------|--|
| Lin Dunn     | 1980-81 | NSWAC Coach of the Year                          |
| Ferne Labati | 1991-92 | BIG EAST Coach of the Year                       |
| Ferne Labati | 1991-92 | Kodak/WBCA National Coach of the Year            |
| Katie Meier  | 2010-11 | ACC Coach of the Year                            |
| Katie Meier  | 2010-11 | Russell Athletic/WBCA Region 2 Coach of the Year |
| Katie Meier  | 2010-11 | Associated Press National Coach of the Year      |
| Katie Meier  | 2013    | USA Basketball National Coach of the Year        |

#### ALL-TIME COACHING RECORDS (by wins)

| Name                | Year(s)    | Season(s) | Record  | Pct. |
|---------------------|------------|-----------|---------|------|
| Ferne Labati        | 1988-05    | 17        | 303-195 | .608 |
| Katie Meier         | 2005-pres. | 16        | 303-198 | .605 |
| Lin Dunn            | 1978-87    | 9         | 149-119 | .556 |
| Barry Schimer       | 1972-75    | 3         | 16-15   | .516 |
| Shula Feuer         | 1975-77    | 2         | 16-24   | .400 |
| Ken Patrick         | 1987-88    | 1         | 14-13   | .519 |
| Isabella Hutchinson | 1977-78    | 1         | 8-8     | .500 |

# HURRICANE LETTER WINNERS

## -A-

|                   |         |
|-------------------|---------|
| Anderson, Sandra  | 1978-79 |
| Archer, Selina    | 2010-11 |
| Armour, Merren    | 1988-92 |
| Audibert, Amy     | 2003-07 |
| Arsova, Vera      | 2001-03 |
| Athanas, Marecion | 1972-73 |

## -B-

|                     |         |
|---------------------|---------|
| Bailey, Shaneese    | 2016-18 |
| Baker, Debbie       | 1976-77 |
| Banks, Endia        | 2017-21 |
| Barnes, Diane       | 2007-10 |
| Barnhart, Beth      | 1995-99 |
| Barnhart, Kathy     | 1974-75 |
| Bell, Marci         | 1975-77 |
| Bentoski, Pat       | 1979-80 |
| Bjork, Sharon       | 1975-76 |
| Blair, Briyana      | 2007-09 |
| Blount, Gailyn      | 1972-75 |
| Blue, Octavia       | 1994-98 |
| Bodley, Martha      | 1998-02 |
| Bolton, Wendy       | 1972-73 |
| Bowers, Vicki       | 1988-92 |
| Bowie, Pat          | 1978-79 |
| Bowles, Joani       | 1983-85 |
| Brant, Regina       | 1985-87 |
| Broussard, Chanivia | 2000-04 |
| Brown, Maria        | 2010-14 |
| Bullock, Chountelle | 1986-89 |
| Bullock, Sylvia     | 2008-12 |
| Butler, Hope        | 1984-88 |

## -C-

|                     |                  |
|---------------------|------------------|
| Caffey, Chandra     | 1976-78          |
| Capers, Jessica     | 2011-13          |
| Castaneda, Jessie   | 1993-94          |
| Castineira, Barbara | 1976-80          |
| Chang, Yasmeen      | 2019-20          |
| Chiarelli, Ann      | 1972-73          |
| Clark, Charmaine    | 2006-10          |
| Clark, Dalia        | 1999-01          |
| Clayton, Nanci      | 1985-90          |
| Clement, Jeannine   | 1973-74          |
| Collinson, Carly    | 1996-97          |
| Colville, Julie     | 1985-86          |
| Cornelius, Laura    | 2015-17; 2018-19 |
| Cunningham, LaToya  | 2005-09          |
| Curtis, Marianne    | 2004-06          |

## -D-

|                     |            |
|---------------------|------------|
| Davenport, Erykah   | 2014-18    |
| DelPrincipe, Laura  | 1983-84    |
| Dennis, Caprice     | 2012-14    |
| Denson, Brittany    | 2005-07    |
| Dhababu, Imani      | 2003-05    |
| Djaldi-Tabdi, Maeva | 2021-pres. |
| Dourney, Sue        | 1972-73    |
| Drake, LaToya       | 2007-09    |
| Drury, Shannon      | 1996-99    |
| Dwyer, Lashae       | 2021-pres. |

## -E-

|                        |                   |
|------------------------|-------------------|
| East, Sue              | 1973-75           |
| Edwards, Melissa       | 1985-89           |
| <b>Erjavec, Karla</b>  | <b>2020-pres.</b> |
| Erman, Lisa            | 1981-83           |
| Eskinazi-Budge, Selena | 2004-06           |
| Eyer, Sherri           | 1988-92           |

## -F-

|                           |                   |
|---------------------------|-------------------|
| Farber, Sue               | 1975-76           |
| Farley, Margaret          | 1989-90           |
| Faulkner, Maureen         | 1993-96           |
| Feicht, Julie             | 1988-89           |
| Fistel, Naomi             | 1973-74           |
| Foote, Wendy              | 1974-78           |
| Fowler, Kathryn           | 1998-02           |
| <b>Fraile Ruiz, Paula</b> | <b>2020-pres.</b> |
| Fuentes, Ana              | 1978-79           |
| Fulmore, Cordelia         | 1983-85           |

## -G-

|                     |                            |
|---------------------|----------------------------|
| Gardner, Stephanie  | 2010-11                    |
| Gatlin, Rikiah      | 2008-09                    |
| Geldof, Serena-Lynn | 2016-18                    |
| Gering, Marjorie    | 1978-79                    |
| Gony, Nyayongah     | 2020-21                    |
| Grafentlin, Debbie  | 1977-79                    |
| <b>Gray, Mykea</b>  | <b>2017-20; 2021-pres.</b> |
| Graziani, Gina      | 1996-00                    |
| Greene, Nigia       | 2014-17                    |
| Grimsley, Albrey    | 2004-08                    |

## -H-

|                        |                   |
|------------------------|-------------------|
| Haight, Sue            | 1973-75           |
| Hamilton, Sandra       | 1985-86           |
| <b>Harden, Destiny</b> | <b>2018-pres.</b> |
| Harlow, Elaine         | 1986-90           |
| Harmony, Robin         | 1980-84           |
| Hartlaub, Alicia       | 1999-03           |
| Harris, Carla          | 1990-93           |
| Harris, Gwen           | 1980-84           |
| Harris, Keyanna        | 2014-18           |
| Hartman, Sue           | 1976-80           |
| Harvey, Loretta        | 1980-84           |
| Hayek, Katie           | 2002-06           |
| Hayes, Keyona          | 2012-14; 2015-17  |
| Hebert, Jeannie        | 1988-92           |
| Henne, Jill            | 1993-97           |
| Hester, Kathryn        | 2006-08           |
| Hines, Saritta         | 1997-98           |
| Hobgood, Tyler         | 2011-13           |
| Hof, Emese             | 2015-19           |
| Holland, Allison       | 1977-79           |
| Holmes, Jacquelyn      | 1972-74           |
| Hope, Kym              | 1995-99           |
| Hotchkiss, Mandy       | 1976-77           |
| Hunter, Dana           | 1979-83           |
| Huston, Jamir          | 2018-21           |

## -I-

|                 |         |
|-----------------|---------|
| Iacoboni, Tessa | 1995-98 |
|-----------------|---------|

HISTORY





# HURRICANE LETTER WINNERS

## -J-

|                                    |                   |
|------------------------------------|-------------------|
| Jackson, Brianna                   | 2019-21           |
| Jackson, Deborah                   | 1979-80           |
| James, Lamese                      | 2004-06; 2007-09  |
| James, Sheila                      | 1998-02           |
| James, Tamara                      | 2002-06           |
| Johnson, Christi                   | 1989-90           |
| Johnson, Sherise                   | 2008-12           |
| <b>Johnson Sidi Baba, Moulayna</b> | <b>2019-pres.</b> |
| Jones, Debbie                      | 1972-74           |
| Jones, JoJuana                     | 2004-05           |
| Jones, Lisa                        | 1988-90           |
| Jones, Shay                        | 1992-93; 1994-96  |
| Jordan, Jennifer                   | 1994-96; 1997-99  |

## -K-

|                 |         |
|-----------------|---------|
| Knight, Melissa | 2001-06 |
| Kunczt, Belinda | 1989-91 |

## -L-

|                        |         |
|------------------------|---------|
| Lavrinovich, Ann       | 1980-81 |
| Lewman, Lori           | 1983-85 |
| Lichtenwalner, Kristin | 1981-85 |
| Lusinski, Kim          | 1975-77 |

## -M-

|                         |                   |
|-------------------------|-------------------|
| Maggs, Marguerite       | 1978-79           |
| Maik, Galia             | 1991-94           |
| Mapp, Donna             | 1981-83           |
| Marincic, Tatjana       | 2002-06           |
| Marshall, Debbie        | 1980-85           |
| <b>Marshall, Kelsey</b> | <b>2017-pres.</b> |
| Martin, Tania           | 1985-87           |
| Mason, Taylor           | 2017-21           |
| <b>Mbandu, Naomi</b>    | <b>2020-pres.</b> |
| McCarthy, Carolyn       | 1981-83           |
| McCormick, Yalonda      | 2001-05           |
| McCray, Johonna         | 1980-81; 1982-83  |
| McCrystal, Margaret     | 1976-79           |
| McGarry, Ronnie         | 1990-94           |
| McGraw, Toni            | 1987-88           |
| McGuire, Suriya         | 2011-15           |
| Melendez, Lisa          | 1991-92           |
| Mendoza, Yasmin         | 1992-94           |
| Metcalfe, Lauve         | 1972-73           |
| Miller, Lynn            | 1972-73           |
| Mitchell, Kathy         | 1978-79           |
| Mitchell, Nickki        | 1992-94           |
| Mompremier, Beatrice    | 2017-20           |
| Moore, Damisha          | 2007-09           |
| Mortensen, Sarah        | 2016-19           |
| Moss, Rochelle          | 1973-75           |
| Motley, Adrienne        | 2013-17           |
| Mounds, Lorraine        | 1978-79           |
| Mulkewicz, Nancy        | 1973-74           |
| Mullin, Annette         | 1987-88           |
| Murray, MeChelle        | 1994-98           |
| Murray, Sheron          | 1993-96           |

## -N-

|              |         |
|--------------|---------|
| Nagel, Bobbi | 1975-76 |
| Nando, Dona  | 1997-01 |
| Nelson, Lori | 1979-81 |

## -O-

|                      |                   |
|----------------------|-------------------|
| Oates, Rachel        | 1997-98           |
| <b>Okafor, Chiso</b> | <b>2021-pres.</b> |
| Östh, Camilla        | 1997-01           |
| Olson, Christine     | 1992-96           |
| Osei, Lee Anna       | 2009-10           |

## -P-

|                       |                   |
|-----------------------|-------------------|
| Papuga, Amanda        | 1999-02           |
| <b>Pendande, Lola</b> | <b>2021-pres.</b> |
| Petithomme, Neydja    | 2016-18           |
| Phanord, Fallon       | 2001-05           |
| Pier, Juli            | 1980-81; 1982-85  |
| Plowden, Vicki        | 1990-93           |
| Poorman, Jill         | 1979-82           |
| Poulin, Michelle      | 1974-75           |
| Prather, Khaila       | 2014-17; 2018-19  |
| Presswood, Shannon    | 2000-01           |

## -Q-

|                |         |
|----------------|---------|
| Quevedo, Laura | 2014-15 |
|----------------|---------|

## -R-

|                         |                   |
|-------------------------|-------------------|
| Rayam, Linda            | 1974-75           |
| Reid, Maurita           | 2006-08           |
| Richardson, Dottie      | 1976-77; 1978-81  |
| Rilinger, Holly         | 1992-93           |
| Rivera, Maria           | 1984-88           |
| <b>Roberts, Jasmyne</b> | <b>2021-pres.</b> |
| Robinson, Heather       | 1994-95           |
| Roby, Sydnee            | 2019-21           |
| Roos, Asa               | 1987-88           |
| Roper, Nancy            | 1972-73           |
| Rosales, Bianca         | 1997-98           |
| Rubin, Barb             | 1974-77           |
| Ruddell, Colleen        | 1984-88           |

## -S-

|                       |                   |
|-----------------------|-------------------|
| Saake, Meghan         | 1999-03           |
| Sadler, Eboni         | 2006-07           |
| <b>Salgues, Kenza</b> | <b>2019-pres.</b> |
| Sanderson, Anita      | 1973-74           |
| Sands, Kim            | 1974-75           |
| Santiago, Lynda       | 1974-76           |
| Saunders, Krystal     | 2010-14           |
| Savage, Frances       | 1988-92           |
| Schmid, Kate          | 1994-95           |
| Schwiter, Tara        | 2013-14           |
| Segall, Nancy         | 1976-78           |
| Serra, Sue            | 1975-76           |
| Shaw, Hannah          | 2009-10           |
| Simcox, Tina          | 1975-76           |
| Slover, Melinda       | 1973-74           |
| Smiley, Toni          | 1984-88           |
| Smith, Iris           | 1984-86           |
| Smith, Ruth           | 1987-88           |
| Smith, Tracey         | 1977-78           |
| Sos, Marcella         | 1974-75           |
| Sours, Ashley         | 2008-09           |
| Sterling, Necole      | 2013-15           |
| Stroman, Morgan       | 2009-13           |
| Surowich, Liz         | 1976-77           |



## HURRICANE LETTER WINNERS

### -T-

|                   |                  |
|-------------------|------------------|
| Taft, Laurie      | 1972-75          |
| Tantillo, Mary    | 1990-93          |
| Taylor, Joyce     | 1979-82          |
| Taylor, Renee     | 2005-07          |
| Thomas, Desma     | 1992-94; 1995-97 |
| Thomas, Jessica   | 2013-17          |
| Thomas, Sue       | 1973-76          |
| Thomasson, Erin   | 1985-87          |
| Toomer, Tarla     | 1994-97          |
| Trachten, Roberta | 1977-78          |
| Trifiro, Michelle | 1974-76          |

### -V-

|                       |           |
|-----------------------|-----------|
| Vasciunaite, Vitalija | 2007-2009 |
|-----------------------|-----------|

### -W-

|                          |                   |
|--------------------------|-------------------|
| Wade, Chris              | 1986-87           |
| Wade, Linda              | 1983-84           |
| Wagner, Nina             | 1991-95           |
| Watson, Veronica         | 1992-94           |
| Wells, Sandra            | 1979-80           |
| Werb, Sue                | 1984-85           |
| Whigham, Yolanda         | 2001-02           |
| White, Betsy             | 1978-80           |
| White, Christal          | 1998-00           |
| Wilkins, Shaquana        | 2000-04           |
| Willey, Jean             | 1982-83           |
| Williams, Carla          | 2006-08           |
| <b>Williams, Ja'Leah</b> | <b>2021-pres.</b> |
| Williams, Jassany        | 2013-15           |
| Williams, Riquna         | 2008-12           |
| Williams, Robin          | 1985-87           |
| Williams, Shanel         | 2009-12           |
| Williams, Zada           | 2015-17           |
| Wilson, Della            | 1990-93           |
| Wilson, Hutashi          | 2000-04           |
| Wilson, Shawnice         | 2011-13           |
| Wilson, Sylvia           | 1979-82           |
| Wimes, Cassandra         | 1994-96; 1997-99  |
| Wood, Tanya              | 1988-90           |
| Woods, Michelle          | 2011-13; 2014-16  |
| Woodson, Epiphany        | 2007-09           |
| Wygall, Wynn             | 1972-73           |

### -Y-

|                     |         |
|---------------------|---------|
| Yderstrom, Stefanie | 2009-13 |
| Young, Cami         | 1992-94 |
| Young, Tanya        | 1991-95 |

### -Z-

|              |         |
|--------------|---------|
| Zaltz, Rinat | 1994-95 |
|--------------|---------|



# HURRICANE JERSEY NUMBERS

Since 1980

## 0

|                       |                   |
|-----------------------|-------------------|
| <b>Salgues, Kenza</b> | <b>2019-pres.</b> |
| Harris, Keyanna       | 2014-18           |
| Moore, Damisha        | 2007-09           |
| Audibert, Amy         | 2003-07           |
| Toomer, Tarla         | 1994-97           |

## 1

|                                    |                   |
|------------------------------------|-------------------|
| <b>Johnson Sidi Baba, Moulayna</b> | <b>2019-pres.</b> |
| Cornelius, Laura                   | 2015-17; 2018-19  |
| Dennis, Caprice                    | 2012-14           |
| Williams, Riquna                   | 2008-12           |
| Marincic, Tatjana                  | 2002-06           |
| Clark, Dalia                       | 2000-01           |

## 2

|                       |         |
|-----------------------|---------|
| <i>James, Tamara*</i> | 2002-06 |
|-----------------------|---------|

\* - jersey retired/honored

## 3

|                        |                   |
|------------------------|-------------------|
| <b>Harden, Destiny</b> | <b>2019-pres.</b> |
| Banks, Endia           | 2017-19           |
| Thomas, Jessica        | 2013-17           |
| Yderstrom, Stefanie    | 2009-13           |
| Taylor, Renee          | 2006-07           |
| Knight, Melissa        | 2001-06           |
| Murray, MeChelle       | 1994-98           |
| Mitchell, Nickki       | 1992-94           |
| Jones, Lisa            | 1988-90           |

## 4

|                         |                   |
|-------------------------|-------------------|
| <b>Roberts, Jasmyne</b> | <b>2021-pres.</b> |
| Banks, Endia            | 2019-21           |
| Bailey, Shaneese        | 2016-18           |
| James, Lamese           | 2004-06; 2007-09  |
| Oates, Rachel           | 1998-99           |

## 5

|                    |                   |
|--------------------|-------------------|
| <b>Gray, Mykea</b> | <b>2017-pres.</b> |
| Greene, Nigja      | 2014-17           |
| Drake, LaToya      | 2007-09           |
| Dhahabu, Imani     | 2003-05           |
| James, Sheila      | 1998-02           |
| Oates, Rachel      | 1997-98           |

## 10

|                       |                  |
|-----------------------|------------------|
| Woods, Michelle       | 2011-13; 2014-16 |
| Reid, Maurita         | 2006-08          |
| McCormick, Yalonda    | 2001-05          |
| <i>Blue, Octavia*</i> | 1994-98          |
| Castaneda, Jessie     | 1993-94          |
| Ruddell, Colleen      | 1984-88          |

\* - jersey retired/honored

## 11

|                       |         |
|-----------------------|---------|
| <i>Rivera, Maria*</i> | 1984-88 |
|-----------------------|---------|

\* - jersey retired/honored

## 12

|                          |                   |
|--------------------------|-------------------|
| <b>Williams, Ja'Leah</b> | <b>2021-pres.</b> |
| Allen, Iggy              | 2019-20           |
| Mortensen, Sarah         | 2016-19           |
| Quevedo, Laura           | 2014-15           |
| Saunders, Krystal        | 2010-14           |
| Robinson, Heather        | 1994-95           |
| Rilinger, Holly          | 1992-93           |
| Harlow, Elaine           | 1986-90           |
| McCarthy, Carolyn        | 1981-83           |

## 13

|                      |                   |
|----------------------|-------------------|
| <b>Dwyer, Lashae</b> | <b>2021-pres.</b> |
| Mason, Taylor        | 2017-21           |
| Schwiter, Tara       | 2013-14           |
| Shaw, hannah         | 2009-10           |
| Graziani, Gina       | 1996-00           |

## 14

|                  |         |
|------------------|---------|
| Gony, Nyayongah  | 2020-21 |
| Edwards, Aisha   | 2014-15 |
| Clark, Charmaine | 2006-10 |
| Whigham, Yolanda | 2001-02 |
| Iacoboni, Tessa  | 1995-98 |
| Tantillo, Mary   | 1990-93 |
| Johnson, Christi | 1989-90 |
| Wade, Chris      | 1986-87 |

## 15

|                    |         |
|--------------------|---------|
| Huston, Jamir      | 2018-21 |
| Petithomme, Neydja | 2016-18 |
| Sterling, Nicole   | 2013-15 |
| Hobgood, Tyler     | 2011-13 |
| Arsova, Vera       | 2001-03 |
| Clark, Dalia       | 1999-00 |
| Murray, Sheron     | 1993-96 |
| Wilson, Della      | 1990-93 |
| Feicht, Julie      | 1988-89 |

## 20

|                         |                   |
|-------------------------|-------------------|
| <b>Marshall, Kelsey</b> | <b>2017-pres.</b> |
| Hayes, Keyona           | 2012-14; 2015-17  |
| Grimsley, Albrey        | 2004-08           |
| Drury, Shannon          | 1996-99           |
| Young, Tanya            | 1991-95           |
| Hamilton, Sandra        | 1985-86           |
| Pier, Juli              | 1980-81; 1982-85  |

## 21

|                       |                   |
|-----------------------|-------------------|
| <b>Pendande, Lola</b> | <b>2021-pres.</b> |
| Jackson, Brianna      | 2019-21           |
| Hof, Emese            | 2015-19           |
| Williams, Jassany     | 2013-15           |
| Gardner, Stephanie    | 2010-11           |
| Blair, Briyana        | 2007-09           |
| Taylor, Renee         | 2005-06           |
| Jansson, Sandra       | 2004-05           |
| Papuga, Amanda        | 1999-02           |
| Thomas, Desma         | 1992-94; 1995-97  |
| McGraw, Toni          | 1987-88           |
| Clayton, Nanci        | 1985-86           |

# HURRICANE JERSEY NUMBERS

Since 1980

|               |         |
|---------------|---------|
| Bowles, Joani | 1983-85 |
| Taylor, Joyce | 1979-82 |

## 22

|                      |                   |
|----------------------|-------------------|
| <b>Okafor, Chiso</b> | <b>2021-pres.</b> |
| Change, Yasmeen      | 2019-20           |
| Williams, Zada       | 2015-17           |
| Sours, Ashley        | 2008-09           |
| Phanord, Fallon      | 2001-05           |
| Olson, Christine     | 1992-96           |
| Armour, Merren       | 1988-92           |
| Martin, Tania        | 1985-87           |
| Harmony, Robin       | 1980-84           |

## 23

|                           |                   |
|---------------------------|-------------------|
| <b>Fraile Ruiz, Paula</b> | <b>2020-pres.</b> |
| Ripley, Rebecca           | 2018-19           |
| Motley, Adrienne          | 2013-17           |
| Williams, Shanel          | 2009-12           |
| Cunningham, LaToya        | 2005-09           |
| Wilkins, Shaquana         | 2000-04           |
| Hope, Kym                 | 1995-99           |
| McGarry, Ronnie           | 1990-94           |
| Wood, Tanya               | 1988-90           |
| Smith, Iris               | 1984-86           |
| Harris, Gwen              | 1980-84           |

## 24

|                         |         |
|-------------------------|---------|
| Capers, Jessica         | 2011-12 |
| Nando, Dona             | 1997-01 |
| <i>Savage, Frances*</i> | 1988-92 |
| Mullin, Annette         | 1987-88 |
| Williams, Robin         | 1985-87 |
| Lewman, Lori            | 1983-85 |
| Hunter, Dana            | 1979-83 |

\* - jersey retired/honored

## 25

|                       |                   |
|-----------------------|-------------------|
| <b>Erjavec, Karla</b> | <b>2020-pres.</b> |
| Prather, Khaila       | 2014-17; 2018-19  |
| Capers, Jessica       | 2012-13           |
| Sadler, Eboni         | 2006-07           |
| Saake, Meghan         | 1999-03           |
| Zaltz, Rinat          | 1994-95           |
| Plowden, Vicki        | 1990-93           |
| Edwards, Melissa      | 1985-89           |
| Fulmore, Cordelia     | 1983-85           |

## 30

|                        |         |
|------------------------|---------|
| Davenport, Erykah      | 2014-18 |
| Vasciunaite, Vitalija  | 2007-09 |
| Eskinazi-Budge, Selena | 2004-06 |
| Wilson, Hutashi        | 2000-04 |
| Williams, Toni         | 1998-99 |
| Wagner, Nina           | 1991-95 |
| Bullock, Chountelle    | 1986-87 |
| Colville, Julie        | 1985-86 |
| Lichtenwalner, Kristin | 1981-85 |

## 31

|            |         |
|------------|---------|
| Keen, Macy | 2013-14 |
|------------|---------|

|                   |                  |
|-------------------|------------------|
| Osei, Lee Anna    | 2009-10          |
| Wimes, Cassaundra | 1994-96; 1997-99 |
| Thomasson, Erin   | 1985-87          |
| Marshall, Debbie  | 1980-85          |

## 32

|                      |         |
|----------------------|---------|
| Mompremier, Beatrice | 2017-20 |
| Stroman, Morgan      | 2009-13 |
| Woodson, Epiphany    | 2007-09 |
| Denson, Brittany     | 2005-07 |
| Watson, Veronica     | 1992-94 |
| Farley, Margaret     | 1989-90 |
| Bullock, Chountelle  | 1987-88 |
| Brant, Regina        | 1985-87 |
| Webb, Sue            | 1984-85 |
| Erman, Lisa          | 1981-83 |

## 33

|                            |                   |
|----------------------------|-------------------|
| <b>Djaldi-Tabdi, Maeva</b> | <b>2021-pres.</b> |
| Harden, Destiny            | 2018-19           |
| McGuire, Suriya            | 2011-15           |
| Barnes, Diane              | 2007-10           |
| Curtis, Marianne           | 2004-06           |
| Fowler, Kathryn            | 1998-02           |
| Jones, Shay                | 1992-93; 1994-96  |
| Bowers, Vicki              | 1988-92           |
| Smiley, Toni               | 1984-88           |
| Mapp, Donna                | 1981-83           |

## 34

|                     |         |
|---------------------|---------|
| Bullock, Sylvia     | 2008-12 |
| Hartlaub, Alicia    | 1999-03 |
| Barnhart, Beth      | 1995-99 |
| Mendoza, Yasmin     | 1992-94 |
| Bullock, Chountelle | 1988-89 |
| Butler, Hope        | 1984-88 |
| Poorman, Jill       | 1979-82 |

## 35

|                      |                   |
|----------------------|-------------------|
| <b>Mbandu, Naomi</b> | <b>2020-pres.</b> |
| Moncaleri, Chrissi   | 1999-00           |
| Faulkner, Maureen    | 1993-96           |
| Kunczt, Belinda      | 1989-91           |

## 40

|                  |         |
|------------------|---------|
| Wilson, Shawnice | 2011-13 |
| Hayek, Katie     | 2002-06 |
| Harris, Carla    | 1991-92 |
| Roos, Asa        | 1987-88 |
| Wilson, Sylvia   | 1979-82 |

## 41

|                 |         |
|-----------------|---------|
| Osth, Camilla   | 1997-01 |
| Johnson, Cheryl | 1993-94 |
| Harris, Carla   | 1992-93 |
| Eyer, Sherri    | 1988-92 |

## 42

|                  |                  |
|------------------|------------------|
| Johnson, Sherise | 2008-12          |
| Williams, Carla  | 2006-08          |
| Jordan, Jennifer | 1994-96; 1997-99 |
| Hebert, Jeannie  | 1988-92          |





# HURRICANE JERSEY NUMBERS

Since 1980

Smith, Ruth 1987-88

**43**

Maik, Galia 1991-94  
Clayton, Nanci 1988-89

**44**

Roby, Sydnee 2019-21  
Hester, Kathryn 2006-08  
Lilley, Jamie 1996-97  
Young, Cami 1992-94  
Clayton, Nanci 1989-90

**45**

Gatlin, Rikiah 2008-09  
Bodley, Martha 1998-02

**50**

Brown, Maria 2010-14  
Jones, JoJuana 2004-05  
Presswood, Shannon 2000-01  
Schmid, Kate 1994-95

**51**

Geldof, Serena-Lynn 2016-18

**52**

White, Christal 1998-00

**53**

Broussard, Chanivia 2000-04  
Hines, Saritta 1997-98  
Henne, Jill 1993-97

**54**

Archer, Selina 2010-11  
Collinson, Carly 1996-97

HISTORY

## RETIRED/HONORED JERSEYS

### #2 TAMARA JAMES (2002-06)

*2003 Kodak/WBCA & AP Honorable Mention All-American  
2003 Second Team All-BIG EAST  
2003 BIG EAST All-Tournament Team  
2004 Full Court Press Honorable Mention All-American  
2004 First Team All-BIG EAST  
2005 Kodak/WBCA & AP Honorable Mention All-American  
2005 First Team All-ACC  
2005 ACC All-Tournament Second Team  
2006 WBNS Second Team All-American  
2006 Full Court Press Third Team All-American  
2006 First Team All-ACC  
University of Miami Sports Hall of Fame  
ACC Women's Basketball Legend  
Three-time conference scoring champion  
Miami's all-time leading scorer  
Seventh in rebounding and steals at Miami*

From day one at the University of Miami, Tamara James made her mark as one of the top basketball players in program history. One of the country's most prolific players in her four collegiate seasons, James averaged 20.4 points per game and finished her career as Miami's all-time leading scorer with 2,406 points.

A standout guard at South Broward High School, James was ranked No. 14 in the nation by All-Star Girls Report in her senior season, during which she averaged 21.0 points and 11.0 rebounds per game. She was named the Florida State Player of the Year in 2002.

James was a McDonald's All-American, Fourth Team Parade All-American and Nike All-American in high school before choosing to attend the University of Miami, where she helped turn the program into one of the nation's best. She recorded one of the best freshman seasons in UM history, becoming the first freshman to lead the BIG EAST in scoring, with an average of 21.0 points per game. This total ranked her No. 12 nationally and was fourth-best in Miami history at the time. She scored double figures in 30 of 31 games played in the 2002-03 season.

Selected to the All-BIG EAST Preseason First Team, James' sophomore season continued in much the same fashion. She became the 17th Hurricane to reach 1,000 points, finishing the season ranked No. 14 in program history with 1,114. She scored a career-high 37 points in a win against Eastern Kentucky, and 22 points in 25 minutes in a win against Seton Hall. She earned All-BIG EAST First Team honors and was named BIG EAST Player of the Week twice on the season.

With Miami's move to the ACC in time for the 2004-2005 season, James became the second player in NCAA history to lead two major conferences in scoring. She led the Hurricanes in nearly every statistical category during her junior season, including field goals made (242), 3-point percentage (.328), rebounding (6.9 rpg) and minutes played (36.1 mpg), helping the Hurricanes to an NCAA Tournament berth.

In her senior season, James led the ACC in scoring with an average of 21.5 points per game and helped earn Miami a place in the 2006 WNIT. She passed UM Hall of Famer Maria Rivera's all-time scoring record when she netted 32 points against FIU. During James' career, the Hurricanes posted a 70-47 record.

James not only left UM with the most points in program history, but also as the leader in free throws made and free throws attempted, in addition to ranking in the top three all-time in nine different categories. She was the first-round draft pick of the WNBA's Washington Mystics in 2006 and has since played overseas for teams in Israel, Turkey and Spain. She was chosen as a member of the ACC Women's Basketball Legends Class of 2012.



HISTORY





## RETIRED/HONORED JERSEYS

### #10 OCTAVIA BLUE (1994-98)

1995 BIG EAST All-Freshman Team  
 1996 Second Team All-BIG EAST  
 1997 Second Team All-BIG EAST  
 1998 WBNS Third Team All-American  
 1998 Kodak/WBCA Honorable Mention All-American  
 1998 First Team All-BIG EAST  
 University of Miami Sports Hall of Fame  
 ACC Women's Basketball Legend  
 Miami's single-season 3-point percentage leader  
 Eighth in scoring at Miami



The first player in University of Miami program history to be drafted by a WNBA team, Octavia Blue had an illustrious career as a Hurricane. She ended her tenure at UM ranking in the top six of numerous career statistical categories, including fourth in scoring with 1,724 points, a number that still ranks eighth all-time.

A native of Deerfield Beach, Fla., Blue matriculated to Miami after a stellar prep career at nearby Nova High School, where she was a two-time team captain. She averaged double figures all four seasons, including posting 28.2 points and 15.0 rebounds per game during a dominant senior season. That year, she received first team all-state and player of the year recognition from both the Miami Herald and the Sun Sentinel. Both papers named Blue, who notched 46 points in one high school game, second team all-state after a junior season in which she logged 26.4 points and 13.0 rebounds per game.

Blue made an impact right away at Miami, leading the Hurricanes in scoring (14.5 ppg), rebounding (7.2 rpg), minutes (29.8 mpg) and blocks (20) during her freshman campaign in 1994-95. In the first game of her career, Blue notched 24 points and nine rebounds against Fairfield. She followed that with a 28-point outing versus Florida Atlantic in her second-career contest. Following the season, Blue was selected to the BIG EAST All-Freshman Team.

In 1995-96, as a sophomore, Blue garnered the first of three straight All-BIG EAST honors. Starting all 27 contests, Blue scored in double figures 24 times and led Miami in scoring (16.0 ppg) for the second straight year. She also tallied a team-best five double-doubles and paced UM in field goal percentage (.488). Blue earned the first of four career BIG EAST Player of the Week honors during a season in which Miami tied for first in the BIG EAST 7 Division.

Blue was named a Third Team All-BIG EAST selection for the second season in a row as a junior in 1996-97. The skilled forward posted 13.4 points and 5.6 rebounds per contest and totaled a career-best 37 steals during the campaign.

Saving her best for last, Blue was dominant during her senior season in 1997-98. She became the second player in program history to garner first, second or third team All-America honors, earning WBNS Third Team All-America status. A Second Team All-BIG EAST pick and a Kodak/WBCA Honorable Mention All-American, Blue led Miami in scoring for the third time (19.2 ppg) and helped the Hurricanes to their fourth NCAA Tournament appearance. Her 40 points and 16 made field goals against Florida Atlantic were then the third-highest single-game marks by a UM player and it still stands tied for fourth. After attempting just three 3-pointers in her first three seasons, Blue posted the best single-season mark in program history (.453) in her last year.

Blue started 107 of 112 games during her career and three of contests she did not start were games she missed with an ankle injury as a freshman. Entering 2017-18, she has still has six career records in the top 10 on Miami's all-time list. In 2008, Blue was both inducted into the UM Sports Hall of Fame and tabbed as an ACC Women's Basketball Legend.

## RETIRED/HONORED JERSEYS

### #11 MARIA RIVERA (1984-88)

**1984 WBBY Freshman All-American**  
**1988 Kodak/WBCA Honorable Mention All-American**  
**University of Miami Sports Hall of Fame**  
**Miami's all-time leader in field goals made**  
**Second in scoring and steals, sixth in assists at Miami**  
**Only Hurricane to score 40-plus points in a game multiple times**

As one of the most electric scorers ever to step on the court and play at the University of Miami, Maria Rivera left her mark as a four-year standout with the Hurricanes. During her playing career from 1984-88, Rivera reached a level never before achieved at Miami and departed as the Hurricanes' record holder in several categories, including career points with 2,358.

Rivera came to Miami by way of Canovana, Puerto Rico, where, at just the age of 14, she was named the 1978 Player of the Year by the Puerto Rican Olympic Committee before going on to star on the Puerto Rican 1979 and 1983 Pan American Teams.

From day one she showed an unprecedented desire to achieve at UM. Speaking only Spanish, Rivera borrowed \$2,000 dollars from a bank to enroll in an intense fast-paced English program to pass an English equivalency exam required to enroll at Miami, and just three months later she was on campus and playing for the Hurricanes.

Rivera averaged 18.7 points and 5.3 assists, leading the Hurricanes in scoring in 13-of-28 games in 1984-85, her first season at Miami. That season she showed what lay ahead on several occasions, including a school-record-setting performance against Lamar during which she hit 10-of-11 shots from the field and a 33-point outing against Florida. Following the conclusion of the regular season, she was named to the *Women's Basketball Yearbook* Freshman All-America Team.

The following season she stepped up her game, averaging 21.4 points, 4.4 rebounds and 3.3 assists. Her 21.4 points per game was the second-highest single-season average in UM history and her 579 points was the third-highest ever at Miami.

Rivera's junior season was highlighted by yet another impressive scoring output, averaging 20.9 points, which ranked third all-time at UM just behind her previous season's mark. That year was full of memorable achievements, including a then-career-high 38-point game in UM's opener against Monmouth, but none were more exciting than when she surpassed former Hurricane Sylvia Wilson to become Miami's all-time leading scorer.

In her senior campaign at Miami, Rivera turned in another memorable season. Needing 29 points to break former men's basketball legend Rick Barry's UM basketball record of 2,298 points, Rivera scored 30 points in the first half of a Feb. 25 contest with UCF en route to a then-school-record 41 points to become Miami's all-time leading scorer in both men's and women's basketball.

Upon finishing her career with the Hurricanes, Rivera left as the school record-holder in 16 separate categories—including points (2,358), scoring average (21.1 ppg), steals (382) and field goals made (891) and attempted (1,931) to firmly ensure her place as one of the greatest basketball players to ever play at Miami.







## RETIRED/HONORED JERSEYS

### #24 FRANCES SAVAGE (1988-92)

**1990 WNIT All-Tournament Team**  
**1991 AP Second Team All-American**  
**1991 Kodak/WBCA Honorable Mention All-American**  
**1992 Sports Illustrated Player of the Year**  
**1992 Kodak/WBCA First Team All-American**  
**1992 BIG EAST Player of the Year**  
**1992 BIG EAST Tournament MVP**  
**1992 First Team All-BIG EAST**  
**1992 BIG EAST Most Improved Player**  
**University of Miami Sports Hall of Fame**  
**ACC Women's Basketball Legend**  
**Iron Arrow Society**  
*Third in rebounding, fourth in scoring at Miami*



Frances Savage is one of the best players to ever don a uniform at the University of Miami. During her four-year career from 1988-91 Savage etched her name throughout the UM record books. She left as the school's second all-time leading scorer with 2,184 points and still ranks first all-time with a career 23.2 scoring average—despite missing all but two games of the 1990-91 season.

The 12th child of a household of 13 children, the Fort Lauderdale, Fla., native averaged greater than 30 points per game during her senior season at Sunrise Piper High School and was named the Miami Herald's Broward Player of the Year in 1985 and 1987.

After drawing All-America honors as a high school standout, Savage chose to attend the University of Miami, but was forced to sit out her freshman season in 1987 while fulfilling academic requirements. Once her opportunity arose in 1988, Savage burst onto the scene, scoring 32 points in her collegiate debut versus Southwest Missouri State—the most points scored by a Miami player in her opening game. She would go on to start and score double figures in all 29 games of the 1988 season, averaging 22.4 points and 9.2 rebounds per game.

As a preseason All-America candidate, Savage's junior season picked up where the 1988 season left off, scoring double figures in all 31 games that season while leading the team in scoring (23.6 ppg), rebounding (9.5 rpg), steals (71), free throw percentage (.786) and field goal percentage (.540). In 1990, Savage opened her senior season with back-to-back 30-point outings, but was lost for the year with a torn ACL suffered in just the second game of the season.

Granted a fifth year of eligibility, in 1991, Savage returned to score 31 points in her first start against in-state rival Florida. She tied the then-school record with 41 points in Miami's win over Providence during the course of the Hurricanes' 30-game win streak.

Averaging 23.3 points and 10.6 rebounds per game, Savage helped lead the Hurricanes to the BIG EAST Championship title in only their first season in the conference and was named both the BIG EAST and Sports Illustrated Player of the Year, in addition to garnering Kodak/WBCA All-America honors.

At the end of her illustrious career, Savage ranked No. 10 in Division I history in scoring average (minimum 1,500 points) and her 23.2 mark stands at No. 20 all-time entering 2016-17.

Savage left Miami as one of the most decorated athletes in school history, holding nine Hurricane records, as well as finishing as the school's second all-time leading scorer. She has since been inducted into the UM Sports Hall of Fame and to UM's Iron Arrow Society—the highest honor bestowed on an individual by the university. Savage was Miami's inaugural ACC Women's Basketball Legend, earning the distinction in 2005.

## CAREER STATS: A-BAR

### JACAIRA ALLEN (2019-20)

| YEAR    | GP-GS | MPG | FGM-FGA | PCT  | 3PM-3PA | PCT  | FTM-FTA | PCT  | REB-AVG | AST | BLK | STL | PTS-AVG |
|---------|-------|-----|---------|------|---------|------|---------|------|---------|-----|-----|-----|---------|
| 2019-20 | 12-0  | 9.1 | 9-27    | .333 | 1-4     | .250 | 4-8     | .500 | 18-1.5  | 5   | 0   | 6   | 23-1.9  |
| TOTAL   | 12-0  | 9.1 | 9-27    | .333 | 1-4     | .250 | 4-8     | .500 | 18-1.5  | 5   | 0   | 6   | 23-1.9  |

### SANDRA ANDERSON (1978-79)

| YEAR    | GP-GS              | MPG | FGM-FGA | PCT | 3PM-3PA | PCT | FTM-FTA | PCT | REB-AVG | AST | BLK | STL | PTS-AVG |
|---------|--------------------|-----|---------|-----|---------|-----|---------|-----|---------|-----|-----|-----|---------|
| 1978-79 | NO STATS AVAILABLE |     |         |     |         |     |         |     |         |     |     |     |         |
| TOTAL   | NO STATS AVAILABLE |     |         |     |         |     |         |     |         |     |     |     |         |

### SELINA ARCHER (2010-11)

| YEAR    | GP-GS | MPG | FGM-FGA | PCT  | 3PM-3PA | PCT  | FTM-FTA | PCT  | REB-AVG | AST | BLK | STL | PTS-AVG |
|---------|-------|-----|---------|------|---------|------|---------|------|---------|-----|-----|-----|---------|
| 2010-11 | 27-0  | 9.6 | 37-65   | .569 | 0-0     | .000 | 8-17    | .471 | 58-2.1  | 5   | 10  | 6   | 82-3.0  |
| TOTAL   | 27-0  | 9.6 | 37-65   | .569 | 0-0     | .000 | 8-17    | .471 | 58-2.1  | 5   | 10  | 6   | 82-3.0  |

### MERREN ARMOUR (1988-92)

| YEAR    | GP-GS | MPG  | FGM-FGA | PCT  | 3PM-3PA | PCT  | FTM-FTA | PCT  | REB-AVG | AST | BLK | STL | PTS-AVG |
|---------|-------|------|---------|------|---------|------|---------|------|---------|-----|-----|-----|---------|
| 1988-89 | 28-0  | 10.0 | 17-55   | .309 | 0-4     | .000 | 10-21   | .476 | 23-0.8  | 20  | 0   | 7   | 44-1.6  |
| 1989-90 | 15-0  | 6.4  | 8-21    | .381 | 0-0     | .000 | 5-6     | .833 | 1-0.1   | 5   | 0   | 1   | 21-1.4  |
| 1990-91 | 26-1  | 11.7 | 34-79   | .430 | 0-2     | .000 | 12-17   | .706 | 35-1.3  | 31  | 0   | 6   | 80-3.1  |
| 1991-92 | 31-0  | 9.3  | 26-52   | .500 | 2-6     | .333 | 14-16   | .875 | 18-0.6  | 33  | 0   | 7   | 68-2.2  |
| TOTAL   | 100-1 | 9.4  | 85-207  | .411 | 2-12    | .167 | 41-60   | .683 | 77-0.8  | 89  | 0   | 21  | 213-2.1 |

### AMY AUDIBERT (2003-07)

| YEAR    | GP-GS | MPG  | FGM-FGA | PCT  | 3PM-3PA | PCT  | FTM-FTA | PCT  | REB-AVG | AST | BLK | STL | PTS-AVG |
|---------|-------|------|---------|------|---------|------|---------|------|---------|-----|-----|-----|---------|
| 2003-04 | 9-0   | 3.7  | 4-15    | .267 | 0-0     | .000 | 2-6     | .333 | 11-1.2  | 2   | 0   | 0   | 10-1.1  |
| 2004-05 | 18-7  | 11.8 | 18-44   | .409 | 0-0     | .000 | 10-16   | .625 | 34-1.9  | 12  | 5   | 5   | 46-2.6  |
| 2005-06 | 24-0  | 8.8  | 7-23    | .304 | 0-0     | .000 | 6-11    | .545 | 30-1.3  | 6   | 7   | 4   | 20-0.8  |
| 2006-07 | 29-21 | 12.2 | 17-52   | .327 | 4-10    | .400 | 10-14   | .714 | 61-2.1  | 15  | 9   | 11  | 48-1.7  |
| TOTAL   | 80-28 | 9.1  | 46-134  | .343 | 4-10    | .400 | 28-47   | .596 | 136-1.7 | 35  | 21  | 20  | 124-1.6 |

### VERA ARSOVA (2001-03)

| YEAR    | GP-GS              | MPG | FGM-FGA | PCT  | 3PM-3PA | PCT  | FTM-FTA | PCT  | REB-AVG | AST | BLK | STL | PTS-AVG |
|---------|--------------------|-----|---------|------|---------|------|---------|------|---------|-----|-----|-----|---------|
| 2001-02 | NO STATS AVAILABLE |     |         |      |         |      |         |      |         |     |     |     |         |
| 2002-03 | 6-0                | 2.7 | 1-4     | .250 | 0-0     | .000 | 0-0     | .000 | 6-1.0   | 0   | 0   | 0   | 2-0.3   |
| TOTAL   | NO STATS AVAILABLE |     |         |      |         |      |         |      |         |     |     |     |         |

### MARECION ATHANAS (1972-73)

| YEAR    | GP-GS              | MPG | FGM-FGA | PCT | 3PM-3PA | PCT | FTM-FTA | PCT | REB-AVG | AST | BLK | STL | PTS-AVG |
|---------|--------------------|-----|---------|-----|---------|-----|---------|-----|---------|-----|-----|-----|---------|
| 1972-73 | NO STATS AVAILABLE |     |         |     |         |     |         |     |         |     |     |     |         |
| TOTAL   | NO STATS AVAILABLE |     |         |     |         |     |         |     |         |     |     |     |         |

### SHANESE BAILEY (2016-18)

| YEAR    | GP-GS | MPG  | FGM-FGA | PCT  | 3PM-3PA | PCT  | FTM-FTA | PCT  | REB-AVG | AST | BLK | STL | PTS-AVG |
|---------|-------|------|---------|------|---------|------|---------|------|---------|-----|-----|-----|---------|
| 2016-17 | 33-2  | 10.1 | 36-86   | .419 | 0-10    | .000 | 36-43   | .837 | 57-1.7  | 14  | 1   | 15  | 108-3.3 |
| 2017-18 | 30-17 | 21.3 | 74-167  | .443 | 5-26    | .192 | 69-93   | .742 | 105-3.5 | 29  | 5   | 23  | 222-7.4 |
| TOTAL   | 63-19 | 15.4 | 110-253 | .435 | 5-36    | .139 | 105-136 | .772 | 162-2.6 | 43  | 6   | 38  | 330-5.2 |

### DEBBIE BAKER (1976-77)

| YEAR    | GP-GS              | MPG | FGM-FGA | PCT | 3PM-3PA | PCT | FTM-FTA | PCT | REB-AVG | AST | BLK | STL | PTS-AVG |
|---------|--------------------|-----|---------|-----|---------|-----|---------|-----|---------|-----|-----|-----|---------|
| 1976-77 | NO STATS AVAILABLE |     |         |     |         |     |         |     |         |     |     |     |         |
| TOTAL   | NO STATS AVAILABLE |     |         |     |         |     |         |     |         |     |     |     |         |

### ENDIA BANKS (2017-21)

| YEAR    | GP-GS  | MPG  | FGM-FGA | PCT  | 3PM-3PA | PCT  | FTM-FTA | PCT  | REB-AVG | AST | BLK | STL | PTS-AVG |
|---------|--------|------|---------|------|---------|------|---------|------|---------|-----|-----|-----|---------|
| 2017-18 | 32-32  | 26.4 | 99-222  | .446 | 12-48   | .250 | 37-55   | .673 | 141-4.4 | 87  | 3   | 34  | 247-7.7 |
| 2018-19 | 34-14  | 21.4 | 51-144  | .354 | 14-46   | .304 | 14-23   | .609 | 120-3.5 | 74  | 3   | 18  | 130-3.8 |
| 2019-20 | 30-30  | 29.3 | 80-207  | .386 | 19-62   | .306 | 34-55   | .618 | 114-3.8 | 97  | 3   | 33  | 213-7.1 |
| 2020-21 | 22-16  | 30.2 | 87-202  | .431 | 17-56   | .304 | 25-42   | .595 | 100-4.5 | 69  | 0   | 21  | 216-9.8 |
| TOTAL   | 118-92 | 26.4 | 317-775 | .409 | 62-212  | .292 | 110-175 | .629 | 475-4.0 | 327 | 9   | 106 | 806-6.8 |

### DIANE BARNES (2007-10)

| YEAR    | GP-GS | MPG  | FGM-FGA | PCT  | 3PM-3PA | PCT  | FTM-FTA | PCT  | REB-AVG | AST | BLK | STL | PTS-AVG |
|---------|-------|------|---------|------|---------|------|---------|------|---------|-----|-----|-----|---------|
| 2007-08 | 29-9  | 13.7 | 26-72   | .361 | 0-0     | .000 | 15-36   | .417 | 91-3.1  | 6   | 11  | 21  | 67-2.3  |
| 2008-09 | 26-11 | 17.2 | 59-117  | .504 | 0-1     | .000 | 33-61   | .541 | 99-3.8  | 12  | 9   | 22  | 151-5.8 |
| 2009-10 | 35-30 | 28.1 | 126-231 | .545 | 0-0     | .000 | 72-118  | .610 | 267-7.6 | 32  | 20  | 31  | 324-9.3 |
| TOTAL   | 90-50 | 19.7 | 211-420 | .502 | 0-1     | .000 | 120-215 | .558 | 457-5.1 | 50  | 40  | 74  | 218-6.0 |





# CAREER STATS: BAR-BOL

## BETH BARNHART (1995-99)

| YEAR    | GP-GS | MPG  | FGM-FGA | PCT  | 3PM-3PA | PCT  | FTM-FTA | PCT  | REB-AVG | AST | BLK | STL | PTS-AVG |
|---------|-------|------|---------|------|---------|------|---------|------|---------|-----|-----|-----|---------|
| 1995-96 | 27-12 | 19.0 | 48-146  | .329 | 6-23    | .261 | 29-37   | .784 | 67-2.5  | 42  | 0   | 27  | 131-4.9 |
| 1996-97 | 29--- | ---  | 48-166  | .289 | 8-33    | .242 | 30-51   | .588 | 77-2.7  | 52  | 3   | 32  | 134-4.6 |
| 1997-98 | 27-3  | 16.3 | 46-108  | .426 | 9-21    | .429 | 37-48   | .771 | 56-2.1  | 37  | 1   | 18  | 138-5.1 |
| 1998-99 | 28-27 | 29.8 | 76-215  | .353 | 14-55   | .255 | 51-72   | .708 | 88-3.1  | 72  | 3   | 43  | 217-7.8 |

### TOTAL

## KATHY BARNHART (1974-75)

| YEAR    | GP-GS              | MPG | FGM-FGA | PCT | 3PM-3PA | PCT | FTM-FTA            | PCT | REB-AVG | AST | BLK | STL | PTS-AVG |
|---------|--------------------|-----|---------|-----|---------|-----|--------------------|-----|---------|-----|-----|-----|---------|
| 1974-75 | NO STATS AVAILABLE |     |         |     |         |     | NO STATS AVAILABLE |     |         |     |     |     |         |
| TOTAL   | NO STATS AVAILABLE |     |         |     |         |     | NO STATS AVAILABLE |     |         |     |     |     |         |

## MARCI BELL (1975-77)

| YEAR    | GP-GS              | MPG | FGM-FGA | PCT | 3PM-3PA | PCT | FTM-FTA            | PCT | REB-AVG | AST | BLK | STL | PTS-AVG |
|---------|--------------------|-----|---------|-----|---------|-----|--------------------|-----|---------|-----|-----|-----|---------|
| 1975-76 | NO STATS AVAILABLE |     |         |     |         |     | NO STATS AVAILABLE |     |         |     |     |     |         |
| 1976-77 | NO STATS AVAILABLE |     |         |     |         |     | NO STATS AVAILABLE |     |         |     |     |     |         |
| TOTAL   | NO STATS AVAILABLE |     |         |     |         |     | NO STATS AVAILABLE |     |         |     |     |     |         |

## PAT BENTOSKI (1979-80)

| YEAR    | GP-GS | MPG | FGM-FGA | PCT  | 3PM-3PA | PCT | FTM-FTA | PCT  | REB-AVG | AST | BLK | STL | PTS-AVG |
|---------|-------|-----|---------|------|---------|-----|---------|------|---------|-----|-----|-----|---------|
| 1979-80 | 34-26 | --- | 112-239 | .469 | ---     | --- | 37-55   | .673 | 57-1.7  | 130 | 5   | 98  | 261-7.7 |
| TOTAL   | 34-26 | --- | 112-239 | .469 | ---     | --- | 37-55   | .673 | 57-1.7  | 130 | 5   | 98  | 261-7.7 |

## SHARON BJORK (1975-76)

| YEAR    | GP-GS              | MPG | FGM-FGA | PCT | 3PM-3PA | PCT | FTM-FTA            | PCT | REB-AVG | AST | BLK | STL | PTS-AVG |
|---------|--------------------|-----|---------|-----|---------|-----|--------------------|-----|---------|-----|-----|-----|---------|
| 1975-76 | NO STATS AVAILABLE |     |         |     |         |     | NO STATS AVAILABLE |     |         |     |     |     |         |
| TOTAL   | NO STATS AVAILABLE |     |         |     |         |     | NO STATS AVAILABLE |     |         |     |     |     |         |

## BRIYANA BLAIR (2007-09)

| YEAR    | GP-GS | MPG  | FGM-FGA | PCT  | 3PM-3PA | PCT  | FTM-FTA | PCT  | REB-AVG | AST | BLK | STL | PTS-AVG |
|---------|-------|------|---------|------|---------|------|---------|------|---------|-----|-----|-----|---------|
| 2007-08 | 21-0  | 8.1  | 16-40   | .400 | 2-7     | .286 | 7-13    | .538 | 22-1.0  | 14  | 0   | 11  | 41-2.0  |
| 2008-09 | 28-5  | 10.4 | 29-83   | .349 | 3-22    | .136 | 11-29   | .379 | 49-1.8  | 21  | 6   | 20  | 72-2.6  |
| TOTAL   | 49-5  | 9.3  | 45-123  | .366 | 5-29    | .172 | 18-42   | .429 | 71-1.4  | 35  | 6   | 31  | 113-2.3 |

## GAILYN BLOUNT (1972-75)

| YEAR    | GP-GS              | MPG | FGM-FGA | PCT | 3PM-3PA | PCT | FTM-FTA            | PCT | REB-AVG | AST | BLK | STL | PTS-AVG |
|---------|--------------------|-----|---------|-----|---------|-----|--------------------|-----|---------|-----|-----|-----|---------|
| 1972-73 | NO STATS AVAILABLE |     |         |     |         |     | NO STATS AVAILABLE |     |         |     |     |     |         |
| 1973-74 | NO STATS AVAILABLE |     |         |     |         |     | NO STATS AVAILABLE |     |         |     |     |     |         |
| 1974-75 | NO STATS AVAILABLE |     |         |     |         |     | NO STATS AVAILABLE |     |         |     |     |     |         |
| TOTAL   | NO STATS AVAILABLE |     |         |     |         |     | NO STATS AVAILABLE |     |         |     |     |     |         |

## OCTAVIA BLUE (1994-98)

| YEAR    | GP-GS   | MPG  | FGM-FGA  | PCT  | 3PM-3PA | PCT  | FTM-FTA | PCT  | REB-AVG | AST | BLK | STL | PTS-AVG    |
|---------|---------|------|----------|------|---------|------|---------|------|---------|-----|-----|-----|------------|
| 1994-95 | 24-23   | 29.8 | 127-329  | .386 | 0-2     | .000 | 94-144  | .653 | 172-7.2 | 14  | 20  | 32  | 348-14.5   |
| 1995-96 | 27-27   | 29.2 | 178-365  | .488 | 0-0     | .000 | 76-134  | .567 | 174-6.4 | 26  | 5   | 35  | 432-16.0   |
| 1996-97 | 29-28   |      | 161-382  | .421 | 0-1     | .000 | 66-102  | .647 | 162-5.6 | 15  | 5   | 37  | 388-13.4   |
| 1997-98 | 29-29   | 33.1 | 205-448  | .458 | 24-53   | .453 | 122-169 | .722 | 164-5.7 | 23  | 8   | 35  | 556-19.2   |
| TOTAL   | 109-107 |      | 671-1524 | .440 | 24-56   | .429 | 358-549 | .652 | 672-6.2 | 78  | 38  | 139 | 1,724-15.8 |

## MARTHA BODLEY (1998-02)

| YEAR    | GP-GS              | MPG | FGM-FGA | PCT  | 3PM-3PA | PCT  | FTM-FTA            | PCT  | REB-AVG | AST | BLK | STL | PTS-AVG |
|---------|--------------------|-----|---------|------|---------|------|--------------------|------|---------|-----|-----|-----|---------|
| 1998-99 | 13-0               | 6.6 | 10-21   | .476 | 0-0     | .000 | 12-24              | .500 | 35-2.7  | 1   | 8   | 0   | 32-2.5  |
| 1999-00 | 10-0               | 5.4 | 3-10    | .300 | 0-0     | .000 | 1-4                | .250 | 11-1.1  | 0   | 6   | 0   | 7-0.7   |
| 2000-01 | 18-0               | 4.5 | 15-31   | .484 | 0-0     | .000 | 4-10               | .400 | 22-1.2  | 2   | 6   | 2   | 34-1.9  |
| 2001-02 | NO STATS AVAILABLE |     |         |      |         |      | NO STATS AVAILABLE |      |         |     |     |     |         |
| TOTAL   | NO STATS AVAILABLE |     |         |      |         |      | NO STATS AVAILABLE |      |         |     |     |     |         |

## WENDY BOLTON (1972-73)

| YEAR    | GP-GS              | MPG | FGM-FGA | PCT | 3PM-3PA | PCT | FTM-FTA            | PCT | REB-AVG | AST | BLK | STL | PTS-AVG |
|---------|--------------------|-----|---------|-----|---------|-----|--------------------|-----|---------|-----|-----|-----|---------|
| 1972-73 | NO STATS AVAILABLE |     |         |     |         |     | NO STATS AVAILABLE |     |         |     |     |     |         |
| TOTAL   | NO STATS AVAILABLE |     |         |     |         |     | NO STATS AVAILABLE |     |         |     |     |     |         |

## CAREER STATS: BOW-BUT

### VICKI BOWERS (1988-92)

| YEAR    | GP-GS | MPG | FGM-FGA | PCT  | 3PM-3PA | PCT  | FTM-FTA | PCT  | REB-AVG | AST | BLK | STL | PTS-AVG |
|---------|-------|-----|---------|------|---------|------|---------|------|---------|-----|-----|-----|---------|
| 1988-89 | 7-0   | 4.6 | 4-12    | .333 | 0-0     | .000 | 0-1     | .000 | 6-0.9   | 0   | 0   | 1   | 8-1.1   |
| 1989-90 | 12-0  | 3.3 | 2-8     | .250 | 0-0     | .000 | 1-3     | .333 | 12-1.0  | 1   | 0   | 1   | 5-0.4   |
| 1990-91 | 8-0   | 1.3 | 1-4     | .250 | 0-0     | .000 | 0-0     | .000 | 3-0.4   | 0   | 0   | 0   | 2-0.3   |
| 1991-92 | 12-0  | 3.3 | 1-8     | .125 | 0-0     | .000 | 0-1     | .000 | 6-0.5   | 0   | 0   | 0   | 2-0.2   |
| TOTAL   | 39-0  | 2.9 | 8-32    | .250 | 0-0     | .000 | 1-5     | .200 | 27-0.7  | 1   | 0   | 2   | 17-0.4  |

### PAT BOWIE (1978-79)

| YEAR    | GP-GS              | MPG | FGM-FGA | PCT | 3PM-3PA | PCT | FTM-FTA | PCT | REB-AVG | AST | BLK | STL | PTS-AVG |
|---------|--------------------|-----|---------|-----|---------|-----|---------|-----|---------|-----|-----|-----|---------|
| 1978-79 | NO STATS AVAILABLE |     |         |     |         |     |         |     |         |     |     |     |         |
| TOTAL   | NO STATS AVAILABLE |     |         |     |         |     |         |     |         |     |     |     |         |

### JOANI BOWLES (1983-85)

| YEAR    | GP-GS | MPG | FGM-FGA | PCT  | 3PM-3PA | PCT | FTM-FTA | PCT  | REB-AVG | AST | BLK | STL | PTS-AVG  |
|---------|-------|-----|---------|------|---------|-----|---------|------|---------|-----|-----|-----|----------|
| 1983-84 | 31-31 | --- | 215-433 | .497 | ---     | --- | 76-123  | .618 | 261-8.4 | 38  | 45  | 82  | 506-16.3 |
| 1984-85 | 17-14 | --- | 59-106  | .557 | ---     | --- | 20-31   | .645 | 77-4.5  | 9   | 18  | 12  | 138-8.1  |
| TOTAL   | 48-45 | --- | 274-539 | .508 | ---     | --- | 96-154  | .623 | 338-7.0 | 47  | 63  | 94  | 644-13.4 |

### REGINA BRANT (1985-87)

| YEAR    | GP-GS | MPG | FGM-FGA | PCT  | 3PM-3PA | PCT | FTM-FTA | PCT  | REB-AVG | AST | BLK | STL | PTS-AVG |
|---------|-------|-----|---------|------|---------|-----|---------|------|---------|-----|-----|-----|---------|
| 1985-86 | 16-2  | 6.6 | 13-39   | .333 | ---     | --- | 3-7     | .429 | 28-1.8  | 0   | 3   | 1   | 29-1.8  |
| 1986-87 | 21-0  | 9.0 | 12-50   | .240 | ---     | --- | 2-6     | .333 | 49-2.3  | 2   | 5   | 7   | 26-1.2  |
| TOTAL   | 37-2  | 7.8 | 25-89   | .281 | ---     | --- | 5-13    | .384 | 77-2.1  | 2   | 8   | 8   | 55-1.5  |

### CHANIVIA BROUSSARD (2000-04)

| YEAR    | GP-GS  | MPG  | FGM-FGA  | PCT  | 3PM-3PA | PCT  | FTM-FTA | PCT  | REB-AVG  | AST | BLK | STL | PTS-AVG    |
|---------|--------|------|----------|------|---------|------|---------|------|----------|-----|-----|-----|------------|
| 2000-01 | 27-22  | 21.9 | 158-369  | .428 | 4-15    | .267 | 36-74   | .486 | 152-25.6 | 22  | 32  | 46  | 356-13.2   |
| 2001-02 | 29-20  | ---  | 173-407  | .425 | 13-51   | .255 | 54-85   | .635 | 124-4.3  | 27  | 35  | 57  | 413-14.2   |
| 2002-03 | 29-5   | 16.9 | 115-263  | .437 | 8-31    | .258 | 35-69   | .507 | 126-4.3  | 31  | 32  | 35  | 273-9.4    |
| 2003-04 | 29-28  | 28.9 | 175-359  | .487 | 3-15    | .200 | 87-127  | .685 | 181-6.2  | 48  | 33  | 64  | 440-15.2   |
| TOTAL   | 114-75 | ---  | 621-1398 | .444 | 28-112  | .250 | 212-355 | .597 | 583-5.1  | 128 | 132 | 202 | 1,482-13.0 |

### MARIA BROWN (2010-14)

| YEAR    | GP-GS  | MPG  | FGM-FGA | PCT  | 3PM-3PA | PCT  | FTM-FTA | PCT  | REB-AVG | AST | BLK | STL | PTS-AVG |
|---------|--------|------|---------|------|---------|------|---------|------|---------|-----|-----|-----|---------|
| 2010-11 | 33-0   | 13.4 | 32-75   | .427 | 0-0     | .000 | 24-42   | .571 | 76-2.3  | 13  | 15  | 12  | 88-2.7  |
| 2011-12 | 32-0   | 13.0 | 33-94   | .351 | 0-2     | .000 | 15-36   | .417 | 93-2.9  | 13  | 5   | 15  | 81-2.5  |
| 2012-13 | 32-3   | 13.9 | 33-90   | .367 | 0-1     | .000 | 16-18   | .889 | 100-3.1 | 21  | 9   | 14  | 82-2.6  |
| 2013-14 | 31-22  | 21.9 | 70-180  | .389 | 0-3     | .000 | 39-62   | .629 | 154-5.0 | 33  | 17  | 27  | 179-5.8 |
| TOTAL   | 128-25 | 15.5 | 168-439 | .383 | 0-6     | .000 | 94-158  | .595 | 423-3.3 | 80  | 46  | 68  | 430-3.4 |

### CHOUNTELLE BULLOCK (1986-89)

| YEAR    | GP-GS | MPG  | FGM-FGA | PCT  | 3PM-3PA | PCT  | FTM-FTA | PCT  | REB-AVG | AST | BLK | STL | PTS-AVG |
|---------|-------|------|---------|------|---------|------|---------|------|---------|-----|-----|-----|---------|
| 1986-87 | DNP   |      |         |      |         |      |         |      |         |     |     |     |         |
| 1987-88 | 27-15 | 23.7 | 93-222  | .419 | 0-0     | .000 | 67-103  | .650 | 183-6.8 | 40  | 11  | 24  | 253-9.4 |
| 1988-89 | 15-2  | 23.7 | 50-118  | .424 | 0-0     | .000 | 22-36   | .611 | 119-7.9 | 15  | 13  | 11  | 122-8.1 |
| TOTAL   | 42-17 | 23.7 | 143-340 | .421 | 0-0     | .000 | 89-139  | .640 | 302-7.2 | 55  | 24  | 35  | 375-8.9 |

### SYLVIA BULLOCK (2008-12)

| YEAR    | GP-GS  | MPG  | FGM-FGA | PCT  | 3PM-3PA | PCT  | FTM-FTA | PCT  | REB-AVG | AST | BLK | STL | PTS-AVG |
|---------|--------|------|---------|------|---------|------|---------|------|---------|-----|-----|-----|---------|
| 2008-09 | 28-5   | 11.5 | 28-72   | .389 | 0-0     | .000 | 16-37   | .432 | 67-2.4  | 10  | 12  | 20  | 72-2.6  |
| 2009-10 | 36-21  | 21.4 | 44-121  | .364 | 0-0     | .000 | 34-80   | .425 | 146-4.1 | 22  | 35  | 34  | 122-3.4 |
| 2010-11 | 33-33  | 26.9 | 52-97   | .536 | 0-0     | .000 | 36-90   | .400 | 132-4.0 | 42  | 29  | 33  | 140-4.2 |
| 2011-12 | 32-32  | 23.9 | 48-103  | .466 | 0-0     | .000 | 35-69   | .507 | 139-4.3 | 36  | 44  | 23  | 131-4.1 |
| TOTAL   | 129-91 | 20.9 | 172-393 | .438 | 0-0     | .000 | 121-276 | .438 | 417-3.8 | 110 | 120 | 110 | 465-3.6 |

### HOPE BUTLER (1984-88)

| YEAR    | GP-GS  | MPG  | FGM-FGA | PCT  | 3PM-3PA | PCT  | FTM-FTA | PCT  | REB-AVG | AST | BLK | STL | PTS-AVG    |
|---------|--------|------|---------|------|---------|------|---------|------|---------|-----|-----|-----|------------|
| 1984-85 | 17-0   | ---  | 19-40   | .475 | ---     | ---  | 22-35   | .629 | 64-3.8  | 9   | 1   | 14  | 60-3.5     |
| 1985-86 | 27-24  | 28.8 | 106-227 | .467 | ---     | ---  | 27-48   | .563 | 148-5.5 | 30  | 4   | 43  | 239-8.9    |
| 1986-87 | 30-30  | 35.3 | 211-421 | .501 | ---     | ---  | 77-125  | .616 | 266-8.9 | 36  | 2   | 82  | 499-16.6   |
| 1987-88 | 27-25  | 31.3 | 145-273 | .531 | 0-1     | .000 | 69-98   | .704 | 216-8.0 | 49  | 2   | 51  | 359-13.3   |
| TOTAL   | 101-79 | ---  | 481-961 | .501 | 0-1     | .000 | 195-306 | .637 | 694-6.9 | 124 | 9   | 190 | 1,157-11.5 |





# CAREER STATS: CAF-COL

## CHANDRA CAFFEY (1976-78)

| YEAR    | GP-GS              | MPG | FGM-FGA | PCT | 3PM-3PA | PCT | FTM-FTA            | PCT | REB-AVG | AST | BLK | STL | PTS-AVG |
|---------|--------------------|-----|---------|-----|---------|-----|--------------------|-----|---------|-----|-----|-----|---------|
| 1976-77 | NO STATS AVAILABLE |     |         |     |         |     |                    |     |         |     |     |     |         |
| 1977-78 | NO STATS AVAILABLE |     |         |     |         |     | NO STATS AVAILABLE |     |         |     |     |     |         |
| TOTAL   | NO STATS AVAILABLE |     |         |     |         |     | NO STATS AVAILABLE |     |         |     |     |     |         |

## JESSICA CAPERS (2011-13)

| YEAR    | GP-GS | MPG | FGM-FGA | PCT  | 3PM-3PA | PCT  | FTM-FTA | PCT  | REB-AVG | AST | BLK | STL | PTS-AVG |
|---------|-------|-----|---------|------|---------|------|---------|------|---------|-----|-----|-----|---------|
| 2011-12 | 20-0  | 7.4 | 15-34   | .441 | 0-0     | .000 | 4-14    | .286 | 47-2.4  | 3   | 4   | 8   | 34-1.7  |
| 2012-13 | 17-0  | 6.3 | 7-18    | .389 | 0-0     | .000 | 4-9     | .444 | 25-1.5  | 1   | 2   | 6   | 18-1.1  |
| TOTAL   | 37-0  | 6.9 | 22-52   | .423 | 0-0     | .000 | 8-23    | .348 | 72-1.9  | 4   | 6   | 14  | 52-1.4  |

## JESSIE CASTANEDA (1993-94)

| YEAR    | GP-GS | MPG  | FGM-FGA | PCT  | 3PM-3PA | PCT  | FTM-FTA | PCT  | REB-AVG | AST | BLK | STL | PTS-AVG |
|---------|-------|------|---------|------|---------|------|---------|------|---------|-----|-----|-----|---------|
| 1993-94 | 27-3  | 14.5 | 28-104  | .269 | 8-36    | .222 | 9-15    | .600 | 38-1.4  | 32  | 0   | 22  | 73-2.7  |
| TOTAL   | 27-3  | 14.5 | 28-104  | .269 | 8-36    | .222 | 9-15    | .600 | 38-1.4  | 32  | 0   | 22  | 73-2.7  |

## BARBARA CASTINEIRA (1976-80)

| YEAR    | GP-GS              | MPG | FGM-FGA | PCT  | 3PM-3PA | PCT | FTM-FTA            | PCT  | REB-AVG | AST | BLK | STL | PTS-AVG |
|---------|--------------------|-----|---------|------|---------|-----|--------------------|------|---------|-----|-----|-----|---------|
| 1976-77 | NO STATS AVAILABLE |     |         |      |         |     |                    |      |         |     |     |     |         |
| 1977-78 | NO STATS AVAILABLE |     |         |      |         |     | NO STATS AVAILABLE |      |         |     |     |     |         |
| 1978-79 | NO STATS AVAILABLE |     |         |      |         |     | NO STATS AVAILABLE |      |         |     |     |     |         |
| 1979-80 | 28-14              | --- | 47-116  | .405 | ---     | --- | 11-22              | .500 | 35-1.3  | 30  | 5   | 29  | 105-3.8 |
| TOTAL   |                    |     |         |      |         |     |                    |      |         |     |     |     |         |

## YASMEEN CHANG (2019-PRES.)

| YEAR    | GP-GS | MPG | FGM-FGA | PCT  | 3PM-3PA | PCT  | FTM-FTA | PCT  | REB-AVG | AST | BLK | STL | PTS-AVG |
|---------|-------|-----|---------|------|---------|------|---------|------|---------|-----|-----|-----|---------|
| 2019-20 | 18-0  | 7.0 | 9-40    | .225 | 1-7     | .143 | 7-11    | .636 | 16-0.9  | 7   | 1   | 9   | 26-1.4  |
| TOTAL   | 18-0  | 7.0 | 9-40    | .225 | 1-7     | .143 | 7-11    | .636 | 16-0.9  | 7   | 1   | 9   | 26-1.4  |

## ANN CHIARELLI (1972-73)

| YEAR    | GP-GS              | MPG | FGM-FGA | PCT | 3PM-3PA | PCT | FTM-FTA            | PCT | REB-AVG | AST | BLK | STL | PTS-AVG |
|---------|--------------------|-----|---------|-----|---------|-----|--------------------|-----|---------|-----|-----|-----|---------|
| 1972-73 | NO STATS AVAILABLE |     |         |     |         |     |                    |     |         |     |     |     |         |
| TOTAL   | NO STATS AVAILABLE |     |         |     |         |     | NO STATS AVAILABLE |     |         |     |     |     |         |

## CHARMAINE CLARK (2006-10)

| YEAR    | GP-GS  | MPG  | FGM-FGA | PCT  | 3PM-3PA | PCT  | FTM-FTA | PCT  | REB-AVG | AST | BLK | STL | PTS-AVG |
|---------|--------|------|---------|------|---------|------|---------|------|---------|-----|-----|-----|---------|
| 2006-07 | 30-20  | 27.9 | 75-218  | .344 | 11-42   | .262 | 55-95   | .579 | 146-4.9 | 32  | 14  | 23  | 216-7.2 |
| 2007-08 | 29-19  | 21.2 | 61-167  | .365 | 6-29    | .207 | 42-66   | .636 | 98-3.4  | 26  | 18  | 18  | 170-5.9 |
| 2008-09 | 30-28  | 25.1 | 76-177  | .429 | 2-7     | .286 | 27-51   | .529 | 123-4.1 | 81  | 26  | 27  | 181-6.0 |
| 2009-10 | 35-30  | 29.4 | 92-268  | .343 | 16-63   | .254 | 40-61   | .656 | 144-4.1 | 104 | 15  | 40  | 240-6.9 |
| TOTAL   | 124-97 | 25.9 | 304-830 | .366 | 35-141  | .248 | 164-273 | .600 | 511-4.1 | 243 | 73  | 118 | 807-6.5 |

## DALIA CLARK (1999-01)

| YEAR    | GP-GS | MPG  | FGM-FGA | PCT  | 3PM-3PA | PCT  | FTM-FTA | PCT  | REB-AVG | AST | BLK | STL | PTS-AVG |
|---------|-------|------|---------|------|---------|------|---------|------|---------|-----|-----|-----|---------|
| 1999-00 | 15-0  | 12.0 | 25-71   | .352 | 4-17    | .235 | 12-20   | .600 | 53-3.5  | 9   | 5   | 13  | 66-4.4  |
| 2000-01 | 28-17 | 23.0 | 99-219  | .452 | 7-27    | .259 | 27-53   | .509 | 179-6.4 | 73  | 12  | 59  | 232-8.3 |
| TOTAL   | 43-17 | 17.5 | 124-290 | .428 | 11-44   | .250 | 39-73   | .534 | 232-5.4 | 82  | 17  | 72  | 298-6.9 |

## NANCI CLAYTON (1985-90)

| YEAR    | GP-GS | MPG  | FGM-FGA | PCT  | 3PM-3PA | PCT  | FTM-FTA | PCT  | REB-AVG | AST | BLK | STL | PTS-AVG |
|---------|-------|------|---------|------|---------|------|---------|------|---------|-----|-----|-----|---------|
| 1985-86 | 24-3  | 12.5 | 25-80   | .313 | ---     | ---  | 9-20    | .450 | 86-3.6  | 5   | 5   | 27  | 59-2.5  |
| 1986-87 | 5-5   | 33.2 | 22-55   | .400 | ---     | ---  | 12-16   | .750 | 28-5.6  | 2   | 1   | 12  | 56-11.2 |
| 1987-88 | DNP   |      |         |      |         |      |         |      |         |     |     |     |         |
| 1988-89 | 29-24 | 19.9 | 73-141  | .518 | 0-0     | .000 | 44-75   | .587 | 123-4.2 | 15  | 5   | 26  | 190-6.6 |
| 1989-90 | 31-31 | 28.8 | 96-189  | .508 | 0-0     | .000 | 37-57   | .649 | 208-6.7 | 18  | 11  | 43  | 229-7.4 |
| TOTAL   | 89-63 | 23.6 | 216-465 | .465 | 0-0     | .000 | 102-168 | .607 | 445-5.0 | 40  | 22  | 108 | 534-6.0 |

## JEANNINE CLEMENT (1973-74)

| YEAR    | GP-GS              | MPG | FGM-FGA | PCT | 3PM-3PA | PCT | FTM-FTA            | PCT | REB-AVG | AST | BLK | STL | PTS-AVG |
|---------|--------------------|-----|---------|-----|---------|-----|--------------------|-----|---------|-----|-----|-----|---------|
| 1973-74 | NO STATS AVAILABLE |     |         |     |         |     |                    |     |         |     |     |     |         |
| TOTAL   | NO STATS AVAILABLE |     |         |     |         |     | NO STATS AVAILABLE |     |         |     |     |     |         |

## CARLY COLLINSON (1996-97)

| YEAR    | GP-GS              | MPG | FGM-FGA | PCT | 3PM-3PA | PCT | FTM-FTA            | PCT | REB-AVG | AST | BLK | STL | PTS-AVG |
|---------|--------------------|-----|---------|-----|---------|-----|--------------------|-----|---------|-----|-----|-----|---------|
| 1996-97 | NO STATS AVAILABLE |     |         |     |         |     |                    |     |         |     |     |     |         |
| TOTAL   | NO STATS AVAILABLE |     |         |     |         |     | NO STATS AVAILABLE |     |         |     |     |     |         |

## CAREER STATS: COL-DRA

### JULIE COLVILLE (1985-86)

| YEAR    | GP-GS | MPG | FGM-FGA | PCT  | 3PM-3PA | PCT | FTM-FTA | PCT  | REB-AVG | AST | BLK | STL | PTS-AVG |
|---------|-------|-----|---------|------|---------|-----|---------|------|---------|-----|-----|-----|---------|
| 1985-86 | 25-2  | 7.6 | 17-38   | .447 | ---     | --- | 5-8     | .625 | 30-1.2  | 3   | 8   | 5   | 39-1.6  |
| TOTAL   | 25-2  | 7.6 | 17-38   | .447 | ---     | --- | 5-8     | .625 | 30-1.2  | 3   | 8   | 5   | 39-1.6  |

### LAURA CORNELIUS (2015-17; 2018-19)

| YEAR    | GP-GS | MPG  | FGM-FGA | PCT  | 3PM-3PA | PCT  | FTM-FTA | PCT  | REB-AVG | AST | BLK | STL | PTS-AVG  |
|---------|-------|------|---------|------|---------|------|---------|------|---------|-----|-----|-----|----------|
| 2015-16 | 33-0  | 22.4 | 66-167  | .395 | 47-111  | .423 | 8-10    | .800 | 67-2.0  | 84  | 1   | 23  | 187-5.7  |
| 2016-17 | 31-6  | 25.8 | 87-215  | .405 | 44-118  | .373 | 31-41   | .756 | 102-3.3 | 88  | 0   | 38  | 249-8.0  |
| 2018-19 | 34-34 | 31.0 | 109-258 | .422 | 52-137  | .380 | 75-88   | .852 | 117-3.4 | 141 | 3   | 38  | 345-10.1 |
| TOTAL   | 98-40 | 26.4 | 262-640 | .409 | 143-366 | .391 | 114-139 | .820 | 286-2.9 | 313 | 4   | 99  | 781-8.0  |

### LATOYA CUNNINGHAM (2005-09)

| YEAR    | GP-GS  | MPG  | FGM-FGA | PCT  | 3PM-3PA | PCT  | FTM-FTA | PCT  | REB-AVG | AST | BLK | STL | PTS-AVG |
|---------|--------|------|---------|------|---------|------|---------|------|---------|-----|-----|-----|---------|
| 2005-06 | 30-1   | 22.9 | 47-147  | .320 | 23-89   | .258 | 15-25   | .600 | 63-2.1  | 51  | 0   | 15  | 132-4.4 |
| 2006-07 | 30-3   | 24.9 | 47-158  | .297 | 24-93   | .258 | 16-21   | .762 | 94-3.1  | 60  | 3   | 14  | 134-4.5 |
| 2007-08 | 30-15  | 38.7 | 76-235  | .323 | 43-151  | .285 | 7-13    | .538 | 66-2.2  | 74  | 1   | 36  | 202-6.7 |
| 2008-09 | 29-25  | 30.2 | 86-228  | .377 | 50-140  | .357 | 17-28   | .607 | 72-2.5  | 89  | 0   | 30  | 239-8.2 |
| TOTAL   | 119-43 | 29.2 | 256-768 | .333 | 140-473 | .296 | 55-87   | .632 | 295-2.5 | 274 | 4   | 95  | 707-5.9 |

### MARIANNE CURTIS (2004-06)

| YEAR    | GP-GS | MPG | FGM-FGA | PCT  | 3PM-3PA | PCT  | FTM-FTA | PCT  | REB-AVG | AST | BLK | STL | PTS-AVG |
|---------|-------|-----|---------|------|---------|------|---------|------|---------|-----|-----|-----|---------|
| 2004-05 | 24-2  | 7.4 | 4-31    | .129 | 2-3     | .667 | 9-11    | .818 | 14-0.6  | 12  | 0   | 8   | 19-0.8  |
| 2005-06 | DNP   |     | DNP     |      | DNP     |      | DNP     |      | DNP     | DNP |     |     |         |
| TOTAL   | 24-2  | 7.4 | 4-31    | .129 | 2-3     | .667 | 9-11    | .818 | 14-0.6  | 12  | 0   | 8   | 19-0.8  |

### ERYKAH DAVENPORT (2014-18)

| YEAR    | GP-GS  | MPG  | FGM-FGA | PCT  | 3PM-3PA | PCT  | FTM-FTA | PCT  | REB-AVG | AST | BLK | STL | PTS-AVG  |
|---------|--------|------|---------|------|---------|------|---------|------|---------|-----|-----|-----|----------|
| 2014-15 | 33-0   | 12.4 | 50-114  | .439 | 0-0     | .000 | 16-37   | .432 | 121-3.7 | 4   | 18  | 21  | 116-3.5  |
| 2015-16 | 33-21  | 17.9 | 83-162  | .512 | 0-1     | .000 | 37-72   | .514 | 172-5.2 | 14  | 25  | 31  | 203-6.2  |
| 2016-17 | 33-30  | 18.5 | 95-168  | .565 | 0-0     | .000 | 33-60   | .550 | 162-4.9 | 13  | 23  | 45  | 223-6.8  |
| 2017-18 | 31-31  | 25.8 | 152-277 | .549 | 0-0     | .000 | 85-129  | .659 | 267-8.6 | 30  | 26  | 47  | 389-12.5 |
| TOTAL   | 130-82 | 18.5 | 380-721 | .527 | 0-1     | .000 | 171-298 | .574 | 722-5.6 | 61  | 92  | 144 | 931-7.2  |

### LAURA DELPRINCIPE (1983-84)

| YEAR    | GP-GS | MPG | FGM-FGA | PCT  | 3PM-3PA | PCT | FTM-FTA | PCT  | REB-AVG | AST | BLK | STL | PTS-AVG |
|---------|-------|-----|---------|------|---------|-----|---------|------|---------|-----|-----|-----|---------|
| 1983-84 | 9-0   | --- | 2-7     | .286 | ---     | --- | 0-3     | .000 | 9-1.0   | 0   | 0   | 0   | 4-0.4   |
| TOTAL   | 9-0   | --- | 2-7     | .286 | ---     | --- | 0-3     | .000 | 9-1.0   | 0   | 0   | 0   | 4-0.4   |

### CAPRICE DENNIS (2012-14)

| YEAR    | GP-GS | MPG  | FGM-FGA | PCT  | 3PM-3PA | PCT  | FTM-FTA | PCT  | REB-AVG | AST | BLK | STL | PTS-AVG  |
|---------|-------|------|---------|------|---------|------|---------|------|---------|-----|-----|-----|----------|
| 2012-13 | 27-0  | 13.6 | 24-101  | .238 | 11-56   | .196 | 7-14    | .500 | 25-0.9  | 21  | 2   | 19  | 66-2.4   |
| 2013-14 | 27-14 | 23.6 | 90-256  | .352 | 38-115  | .330 | 57-84   | .679 | 84-3.1  | 38  | 1   | 33  | 275-10.2 |
| TOTAL   | 54-14 | 18.6 | 114-357 | .319 | 49-171  | .287 | 64-98   | .653 | 109-2.0 | 59  | 3   | 52  | 341-6.3  |

### BRITTANY DENSON (2005-07)

| YEAR    | GP-GS | MPG  | FGM-FGA | PCT  | 3PM-3PA | PCT  | FTM-FTA | PCT  | REB-AVG | AST | BLK | STL | PTS-AVG |
|---------|-------|------|---------|------|---------|------|---------|------|---------|-----|-----|-----|---------|
| 2005-06 | 22-11 | 19.0 | 49-107  | .458 | 0-0     | .000 | 28-52   | .538 | 117-5.3 | 18  | 30  | 26  | 126-5.7 |
| 2006-07 | 17-16 | 23.8 | 60-119  | .504 | 0-0     | .000 | 23-35   | .657 | 117-6.9 | 17  | 17  | 19  | 143-8.4 |
| TOTAL   | 39-27 | 21.4 | 109-226 | .482 | 0-0     | .000 | 51-87   | .586 | 234-6.0 | 35  | 47  | 45  | 269-6.9 |

### IMANI DHAHABU (2003-05)

| YEAR    | GP-GS | MPG  | FGM-FGA | PCT  | 3PM-3PA | PCT  | FTM-FTA | PCT  | REB-AVG | AST | BLK | STL | PTS-AVG |
|---------|-------|------|---------|------|---------|------|---------|------|---------|-----|-----|-----|---------|
| 2003-04 | 10-0  | 11.1 | 16-26   | .615 | 0-0     | .000 | 3-4     | .750 | 24-2.4  | 3   | 4   | 7   | 35-3.5  |
| 2004-05 | 29-18 | 20.1 | 70-170  | .412 | 0-0     | .000 | 23-33   | .697 | 144-5.0 | 14  | 24  | 28  | 163-5.6 |
| TOTAL   | 39-18 | 15.6 | 86-196  | .439 | 0-0     | .000 | 26-37   | .703 | 168-4.3 | 17  | 28  | 35  | 198-5.1 |

### SUE DOURNEY (1972-73)

| YEAR    | GP-GS              | MPG | FGM-FGA | PCT | 3PM-3PA | PCT | FTM-FTA | PCT | REB-AVG | AST | BLK | STL | PTS-AVG |
|---------|--------------------|-----|---------|-----|---------|-----|---------|-----|---------|-----|-----|-----|---------|
| 1972-73 | NO STATS AVAILABLE |     |         |     |         |     |         |     |         |     |     |     |         |
| TOTAL   | NO STATS AVAILABLE |     |         |     |         |     |         |     |         |     |     |     |         |

### LATOYA DRAKE (2007-09)

| YEAR    | GP-GS | MPG  | FGM-FGA | PCT  | 3PM-3PA | PCT  | FTM-FTA | PCT  | REB-AVG | AST | BLK | STL | PTS-AVG |
|---------|-------|------|---------|------|---------|------|---------|------|---------|-----|-----|-----|---------|
| 2007-08 | 25-1  | 11.7 | 27-71   | .380 | 0-0     | .000 | 26-39   | .667 | 31-2.2  | 3   | 12  | 12  | 80-3.2  |
| 2008-09 | 29-19 | 16.0 | 67-130  | .515 | 0-0     | .000 | 26-45   | .578 | 98-3.4  | 10  | 12  | 21  | 160-5.5 |
| TOTAL   | 54-20 | 13.9 | 94-201  | .468 | 0-0     | .000 | 52-84   | .619 | 129-3.8 | 13  | 24  | 33  | 240-4.4 |





# CAREER STATS: DRU-FEI

## SHANNON DRURY (1996-99)

| YEAR    | GP-GS | MPG  | FGM-FGA | PCT  | 3PM-3PA | PCT  | FTM-FTA | PCT  | REB-AVG | AST | BLK | STL | PTS-AVG |
|---------|-------|------|---------|------|---------|------|---------|------|---------|-----|-----|-----|---------|
| 1996-97 |       |      |         |      |         |      |         |      |         |     |     |     |         |
| 1997-98 | 29-20 | 19.9 | 46-139  | .331 | 33-92   | .359 | 22-31   | .710 | 67-2.3  | 27  | 0   | 26  | 147-5.1 |
| 1998-99 | 15-9  | 23.1 | 44-105  | .419 | 23-65   | .354 | 5-6     | .833 | 46-3.1  | 26  | 0   | 15  | 116-7.7 |
| TOTAL   |       |      |         |      |         |      |         |      |         |     |     |     |         |

## SUE EAST (1973-75)

| YEAR    | GP-GS              | MPG | FGM-FGA | PCT                | 3PM-3PA | PCT | FTM-FTA            | PCT | REB-AVG | AST | BLK | STL | PTS-AVG |
|---------|--------------------|-----|---------|--------------------|---------|-----|--------------------|-----|---------|-----|-----|-----|---------|
| 1973-74 | NO STATS AVAILABLE |     |         |                    |         |     | NO STATS AVAILABLE |     |         |     |     |     |         |
| 1974-75 |                    |     |         | NO STATS AVAILABLE |         |     | NO STATS AVAILABLE |     |         |     |     |     |         |
| TOTAL   | NO STATS AVAILABLE |     |         |                    |         |     | NO STATS AVAILABLE |     |         |     |     |     |         |

## MELISSA EDWARDS (1985-89)

| YEAR    | GP-GS | MPG  | FGM-FGA | PCT  | 3PM-3PA | PCT  | FTM-FTA | PCT  | REB-AVG | AST | BLK | STL | PTS-AVG |
|---------|-------|------|---------|------|---------|------|---------|------|---------|-----|-----|-----|---------|
| 1985-86 | 22-6  | 13.6 | 20-59   | .339 | ---     | ---  | 23-40   | .575 | 53-2.4  | 3   | 5   | 4   | 63-2.9  |
| 1986-87 | 5-0   | 4.4  | 2-6     | .333 | ---     | ---  | 0-1     | .000 | 2-0.4   | 1   | 0   | 0   | 4-0.8   |
| 1987-88 | 24-13 | 19.3 | 56-116  | .483 | 0-0     | .000 | 22-35   | .629 | 78-3.3  | 4   | 6   | 7   | 134-5.6 |
| 1988-89 | 29-3  | 16.0 | 57-137  | .416 | 0-0     | .000 | 25-48   | .521 | 112-3.9 | 3   | 15  | 12  | 139-4.8 |
| TOTAL   | 80-22 | 13.3 | 135-318 | .425 | 0-0     | .000 | 70-124  | .565 | 245-3.1 | 11  | 26  | 23  | 340-4.3 |

## KARLA ERJAVEC (2020-PRES)

| YEAR    | GP-GS | MPG  | FGM-FGA | PCT  | 3PM-3PA | PCT  | FTM-FTA | PCT  | REB-AVG | AST | BLK | STL | PTS-AVG |
|---------|-------|------|---------|------|---------|------|---------|------|---------|-----|-----|-----|---------|
| 2020-21 | 17-6  | 21.5 | 27-81   | .333 | 15-47   | .319 | 3-4     | .750 | 21-1.2  | 34  | 0   | 9   | 72-4.2  |
| TOTAL   | 17-6  | 21.5 | 27-81   | .333 | 15-47   | .319 | 3-4     | .750 | 21-1.2  | 34  | 0   | 9   | 72-4.2  |

## LISA ERMAN (1981-83)

| YEAR    | GP-GS | MPG | FGM-FGA | PCT  | 3PM-3PA | PCT | FTM-FTA | PCT   | REB-AVG | AST | BLK | STL | PTS-AVG |
|---------|-------|-----|---------|------|---------|-----|---------|-------|---------|-----|-----|-----|---------|
| 1981-82 | 7-0   | --- | 2-8     | .250 | ---     | --- | 0-0     | .000  | 4-0.6   | 1   | 0   | 0   | 4-0.6   |
| 1982-83 | 6-0   | --- | 3-7     | .429 | ---     | --- | 2-2     | 1.000 | 11-1.8  | -   | -   | -   | 8-1.3   |
| TOTAL   | 13-0  | --- | 5-15    | .333 | ---     | --- | 2-2     | 1.000 | 15-1.2  | -   | -   | -   | 12-0.9  |

## SELENA ESKINAZI-BUDGE (2004-06)

| YEAR    | GP-GS | MPG | FGM-FGA | PCT  | 3PM-3PA | PCT  | FTM-FTA | PCT  | REB-AVG | AST | BLK | STL | PTS-AVG |
|---------|-------|-----|---------|------|---------|------|---------|------|---------|-----|-----|-----|---------|
| 2004-05 | 5-0   | 1.6 | 0-1     | .000 | 0-0     | .000 | 0-0     | .000 | 1-0.2   | 0   | 0   | 0   | 0-0.0   |
| 2005-06 | 4-0   | 8.3 | 2-6     | .333 | 2-4     | .500 | 2-5     | .400 | 5-1.3   | 3   | 0   | 1   | 8-2.0   |
| TOTAL   | 9-0   | 5.0 | 2-7     | .286 | 2-4     | .500 | 2-5     | .400 | 6-0.7   | 3   | 0   | 1   | 8-0.9   |

## SHERRI EYER (1988-92)

| YEAR    | GP-GS  | MPG  | FGM-FGA | PCT  | 3PM-3PA | PCT  | FTM-FTA | PCT  | REB-AVG | AST | BLK | STL | PTS-AVG |
|---------|--------|------|---------|------|---------|------|---------|------|---------|-----|-----|-----|---------|
| 1988-89 | 23-0   | 6.5  | 19-34   | .559 | 0-0     | .000 | 4-7     | .571 | 27-1.2  | 4   | 1   | 3   | 42-1.8  |
| 1989-90 | 27-0   | 8.3  | 23-50   | .460 | 0-0     | .000 | 8-15    | .533 | 30-1.1  | 11  | 1   | 3   | 54-2.0  |
| 1990-91 | 30-22  | 22.6 | 70-147  | .476 | 0-0     | .000 | 26-52   | .500 | 108-3.6 | 21  | 4   | 27  | 166-5.5 |
| 1991-92 | 32-1   | 12.7 | 29-62   | .468 | 0-0     | .000 | 11-20   | .550 | 67-2.1  | 5   | 1   | 9   | 69-2.2  |
| TOTAL   | 112-23 | 12.5 | 141-293 | .481 | 0-0     | .000 | 49-94   | .521 | 232-2.1 | 41  | 7   | 42  | 331-3.0 |

## SUE FARBER (1975-76)

| YEAR    | GP-GS              | MPG | FGM-FGA | PCT | 3PM-3PA | PCT | FTM-FTA            | PCT | REB-AVG | AST | BLK | STL | PTS-AVG |
|---------|--------------------|-----|---------|-----|---------|-----|--------------------|-----|---------|-----|-----|-----|---------|
| 1975-76 | NO STATS AVAILABLE |     |         |     |         |     | NO STATS AVAILABLE |     |         |     |     |     |         |
| TOTAL   | NO STATS AVAILABLE |     |         |     |         |     | NO STATS AVAILABLE |     |         |     |     |     |         |

## MARGARET FARLEY (1989-90)

| YEAR    | GP-GS | MPG  | FGM-FGA | PCT  | 3PM-3PA | PCT  | FTM-FTA | PCT  | REB-AVG | AST | BLK | STL | PTS-AVG |
|---------|-------|------|---------|------|---------|------|---------|------|---------|-----|-----|-----|---------|
| 1989-90 | 31-3  | 17.7 | 46-100  | .460 | 0-2     | .000 | 22-30   | .733 | 55-1.8  | 55  | 3   | 25  | 114-3.7 |
| 1990-91 | 10-6  | 23.7 | 14-35   | .400 | 0-0     | .000 | 13-21   | .619 | 19-1.9  | 21  | 0   | 5   | 41-4.1  |
| TOTAL   | 41-9  | 20.7 | 60-135  | .444 | 0-2     | .000 | 35-51   | .686 | 74-1.8  | 76  | 3   | 30  | 155-3.8 |

## MAUREEN FAULKNER (1993-96)

| YEAR    | GP-GS | MPG  | FGM-FGA | PCT  | 3PM-3PA | PCT  | FTM-FTA | PCT  | REB-AVG | AST | BLK | STL | PTS-AVG |
|---------|-------|------|---------|------|---------|------|---------|------|---------|-----|-----|-----|---------|
| 1993-94 | 15-3  | 12.0 | 7-29    | .241 | 2-18    | .111 | 0-2     | .000 | 27-1.8  | 15  | 0   | 14  | 16-1.1  |
| 1994-95 | 27-27 | 26.7 | 27-76   | .355 | 8-37    | .215 | 15-29   | .517 | 78-2.9  | 71  | 1   | 49  | 77-2.9  |
| 1995-96 | 26-20 | 24.1 | 22-77   | .286 | 12-44   | .273 | 5-9     | .556 | 60-2.3  | 65  | 2   | 40  | 61-2.3  |
| TOTAL   | 68-50 | 20.9 | 56-182  | .308 | 22-99   | .222 | 20-40   | .500 | 165-2.4 | 151 | 3   | 103 | 154-2.3 |

## JULIE FEICHT (1988-89)

| YEAR    | GP-GS | MPG | FGM-FGA | PCT  | 3PM-3PA | PCT  | FTM-FTA | PCT  | REB-AVG | AST | BLK | STL | PTS-AVG |
|---------|-------|-----|---------|------|---------|------|---------|------|---------|-----|-----|-----|---------|
| 1988-89 | 10-0  | 5.9 | 6-26    | .375 | 0-0     | .000 | 1-3     | .333 | 6-0.6   | 5   | 0   | 0   | 13-1.3  |
| TOTAL   | 10-0  | 5.9 | 6-26    | .375 | 0-0     | .000 | 1-3     | .333 | 6-0.6   | 5   | 0   | 0   | 13-1.3  |

## CAREER STATS: FIS-GRA

### NAOMI FISTEL (1973-74)

| YEAR    | GP-GS              | MPG | FGM-FGA | PCT | 3PM-3PA | PCT | FTM-FTA            | PCT | REB-AVG | AST | BLK | STL | PTS-AVG |
|---------|--------------------|-----|---------|-----|---------|-----|--------------------|-----|---------|-----|-----|-----|---------|
| 1973-74 | NO STATS AVAILABLE |     |         |     |         |     | NO STATS AVAILABLE |     |         |     |     |     |         |
| TOTAL   | NO STATS AVAILABLE |     |         |     |         |     | NO STATS AVAILABLE |     |         |     |     |     |         |

### WENDY FOOTE (1974-78)

| YEAR    | GP-GS | MPG | FGM-FGA | PCT | 3PM-3PA | PCT | FTM-FTA | PCT  | REB-AVG | AST | BLK | STL | PTS-AVG    |
|---------|-------|-----|---------|-----|---------|-----|---------|------|---------|-----|-----|-----|------------|
| 1974-75 | 13    |     | 102     | —   | —       | —   | 36-72   | .500 | —       | —   | —   | —   | 240-18.5   |
| 1975-76 | 15    |     | 103     | —   | —       | —   | 30-59   | .508 | —       | —   | —   | —   | 236-15.7   |
| 1976-77 | 18    |     | 115     | —   | —       | —   | 45-68   | .662 | —       | —   | —   | —   | 295-16.4   |
| 1977-78 | 16    |     | 160     | —   | —       | —   | 83-119  | .697 | —       | —   | —   | —   | 403-25.2   |
| TOTAL   | 62    |     | 480     | —   | —       | —   | 194-318 | .610 | —       | —   | —   | —   | 1,174-18.9 |

### KATHRYN FOWLER (1998-02)

| YEAR    | GP-GS              | MPG  | FGM-FGA | PCT  | 3PM-3PA | PCT   | FTM-FTA            | PCT  | REB-AVG | AST | BLK | STL | PTS-AVG |
|---------|--------------------|------|---------|------|---------|-------|--------------------|------|---------|-----|-----|-----|---------|
| 1998-99 | 27-0               | 6.9  | 15-29   | .517 | 0-0     | .000  | 15-34              | .441 | 51-1.9  | 8   | 1   | 5   | 45-1.7  |
| 1999-00 | 15-0               | 22.9 | 44-78   | .564 | 0-0     | .000  | 25-37              | .676 | 94-6.3  | 16  | 0   | 20  | 113-7.5 |
| 2000-01 | 23-2               | 11.2 | 24-54   | .444 | 1-1     | 1.000 | 16-24              | .667 | 59-2.6  | 10  | 1   | 12  | 65-2.8  |
| 2001-02 | NO STATS AVAILABLE |      |         |      |         |       | NO STATS AVAILABLE |      |         |     |     |     |         |
| TOTAL   | NO STATS AVAILABLE |      |         |      |         |       | NO STATS AVAILABLE |      |         |     |     |     |         |

### ANA FUENTES (1978-79)

| YEAR    | GP-GS              | MPG | FGM-FGA | PCT | 3PM-3PA | PCT | FTM-FTA            | PCT | REB-AVG | AST | BLK | STL | PTS-AVG |
|---------|--------------------|-----|---------|-----|---------|-----|--------------------|-----|---------|-----|-----|-----|---------|
| 1978-79 | NO STATS AVAILABLE |     |         |     |         |     | NO STATS AVAILABLE |     |         |     |     |     |         |
| TOTAL   | NO STATS AVAILABLE |     |         |     |         |     | NO STATS AVAILABLE |     |         |     |     |     |         |

### CORDELIA FULMORE (1983-85)

| YEAR    | GP-GS | MPG | FGM-FGA | PCT  | 3PM-3PA | PCT | FTM-FTA | PCT  | REB-AVG  | AST | BLK | STL | PTS-AVG    |
|---------|-------|-----|---------|------|---------|-----|---------|------|----------|-----|-----|-----|------------|
| 1983-84 | 31-31 | —   | 258-479 | .539 | —       | —   | 90-141  | .638 | 359-11.6 | 46  | 17  | 88  | 606-19.5   |
| 1984-85 | 28-28 | —   | 228-417 | .548 | —       | —   | 80-123  | .650 | 250-8.9  | 73  | 25  | 100 | 536-19.1   |
| TOTAL   | 59-59 | —   | 486-896 | .542 | —       | —   | 170-264 | .644 | 609-10.3 | 119 | 42  | 188 | 1,142-19.4 |

### STEPHANIE GARDNER (2010-11)

| YEAR    | GP-GS | MPG | FGM-FGA | PCT  | 3PM-3PA | PCT  | FTM-FTA | PCT  | REB-AVG | AST | BLK | STL | PTS-AVG |
|---------|-------|-----|---------|------|---------|------|---------|------|---------|-----|-----|-----|---------|
| 2010-11 | 25-0  | 8.7 | 15-45   | .333 | 5-17    | .294 | 10-12   | .833 | 13-0.5  | 14  | 0   | 5   | 45-1.8  |
| TOTAL   | 25-0  | 8.7 | 15-45   | .333 | 5-17    | .294 | 10-12   | .833 | 13-0.5  | 14  | 0   | 5   | 45-1.8  |

### RIKIAH GATLIN (2008-09)

| YEAR    | GP-GS | MPG | FGM-FGA | PCT  | 3PM-3PA | PCT  | FTM-FTA | PCT  | REB-AVG | AST | BLK | STL | PTS-AVG |
|---------|-------|-----|---------|------|---------|------|---------|------|---------|-----|-----|-----|---------|
| 2008-09 | 5-0   | 4.6 | 0-7     | .000 | 0-0     | .000 | 3-4     | .750 | 11-2.2  | 1   | 0   | 1   | 3-0.6   |
| TOTAL   | 5-0   | 4.6 | 0-7     | .000 | 0-0     | .000 | 3-4     | .750 | 11-2.2  | 1   | 0   | 1   | 3-0.6   |

### SERENA-LYNN GELDOLF (2016-18)

| YEAR    | GP-GS | MPG | FGM-FGA | PCT  | 3PM-3PA | PCT  | FTM-FTA | PCT   | REB-AVG | AST | BLK | STL | PTS-AVG |
|---------|-------|-----|---------|------|---------|------|---------|-------|---------|-----|-----|-----|---------|
| 2016-17 | 12-0  | 4.3 | 7-13    | .538 | 0-0     | .000 | 3-3     | 1.000 | 16-1.3  | 0   | 4   | 3   | 17-1.4  |
| 2017-18 | 27-0  | 8.7 | 32-65   | .492 | 0-0     | .000 | 9-21    | .429  | 58-2.1  | 5   | 25  | 11  | 73-2.7  |
| TOTAL   | 39-0  | 7.3 | 39-78   | .500 | 0-0     | .000 | 12-24   | .500  | 74-1.9  | 5   | 29  | 14  | 90-2.3  |

### MARJORIE GERING (1978-79)

| YEAR    | GP-GS              | MPG | FGM-FGA | PCT | 3PM-3PA | PCT | FTM-FTA            | PCT | REB-AVG | AST | BLK | STL | PTS-AVG |
|---------|--------------------|-----|---------|-----|---------|-----|--------------------|-----|---------|-----|-----|-----|---------|
| 1978-79 | NO STATS AVAILABLE |     |         |     |         |     | NO STATS AVAILABLE |     |         |     |     |     |         |
| TOTAL   | NO STATS AVAILABLE |     |         |     |         |     | NO STATS AVAILABLE |     |         |     |     |     |         |

### NYAYONGAH GONY (2020-PRES)

| YEAR    | GP-GS | MPG  | FGM-FGA | PCT  | 3PM-3PA | PCT  | FTM-FTA | PCT  | REB-AVG | AST | BLK | STL | PTS-AVG |
|---------|-------|------|---------|------|---------|------|---------|------|---------|-----|-----|-----|---------|
| 2020-21 | 22-0  | 10.2 | 26-69   | .377 | 17-52   | .327 | 9-12    | .750 | 29-1.3  | 4   | 1   | 6   | 78-3.5  |
| TOTAL   | 22-0  | 10.2 | 26-69   | .377 | 17-52   | .327 | 9-12    | .750 | 29-1.3  | 4   | 1   | 6   | 78-3.5  |

### DEBBIE GRAFENTIN (1977-79)

| YEAR    | GP-GS              | MPG | FGM-FGA | PCT | 3PM-3PA | PCT | FTM-FTA            | PCT | REB-AVG | AST | BLK | STL | PTS-AVG |
|---------|--------------------|-----|---------|-----|---------|-----|--------------------|-----|---------|-----|-----|-----|---------|
| 1977-78 | NO STATS AVAILABLE |     |         |     |         |     | NO STATS AVAILABLE |     |         |     |     |     |         |
| 1978-79 | NO STATS AVAILABLE |     |         |     |         |     | NO STATS AVAILABLE |     |         |     |     |     |         |
| TOTAL   | NO STATS AVAILABLE |     |         |     |         |     | NO STATS AVAILABLE |     |         |     |     |     |         |





# CAREER STATS: GRA-HAR

## MYKEA GRAY (2017-20; 21-PRES)

| YEAR    | GP-GS | MPG  | FGM-FGA  | PCT  | 3PM-3PA | PCT  | FTM-FTA | PCT  | REB-AVG | AST | BLK | STL | PTS-AVG   |
|---------|-------|------|----------|------|---------|------|---------|------|---------|-----|-----|-----|-----------|
| 2017-18 | 32-32 | 25.9 | 121-335  | .361 | 48-152  | .316 | 83-111  | .748 | 52-1.6  | 74  | 0   | 45  | 373-11.7  |
| 2018-19 | 34-34 | 28.0 | 135-337  | .401 | 61-176  | .347 | 98-126  | .778 | 70-2.1  | 76  | 1   | 41  | 429-12.6  |
| 2019-20 | 30-30 | 29.1 | 120-343  | .350 | 55-168  | .327 | 87-108  | .806 | 75-2.5  | 90  | 1   | 64  | 382-12.7  |
| 2020-21 | DNP   |      | DNP      |      | DNP     |      | DNP     |      | DNP     |     | DNP |     |           |
| TOTAL   | 96-96 | 27.7 | 376-1015 | .370 | 164-496 | .331 | 268-345 | .777 | 197-2.1 | 240 | 2   | 150 | 1184-12.3 |

## GINA GRAZIANI (1996-00)

| YEAR    | GP-GS | MPG  | FGM-FGA | PCT  | 3PM-3PA | PCT  | FTM-FTA | PCT  | REB-AVG | AST | BLK | STL | PTS-AVG |
|---------|-------|------|---------|------|---------|------|---------|------|---------|-----|-----|-----|---------|
| 1996-97 |       |      |         |      |         |      |         |      |         |     |     |     |         |
| 1997-98 | 29-29 | 36.3 | 42-131  | .321 | 5-37    | .135 | 55-79   | .696 | 81-2.8  | 210 | 5   | 41  | 144-5.0 |
| 1998-99 | 24-20 | 32.2 | 42-114  | .368 | 2-16    | .125 | 38-53   | .717 | 59-2.5  | 153 | 0   | 29  | 124-5.2 |
| 1999-00 | 15-15 | 33.5 | 46-126  | .365 | 6-18    | .333 | 50-70   | .714 | 41-2.7  | 94  | 0   | 25  | 148-9.9 |
| TOTAL   |       |      |         |      |         |      |         |      |         |     |     |     |         |

## NIGIA GREENE (2014-17)

| YEAR    | GP-GS | MPG  | FGM-FGA | PCT  | 3PM-3PA | PCT  | FTM-FTA | PCT  | REB-AVG | AST | BLK | STL | PTS-AVG |
|---------|-------|------|---------|------|---------|------|---------|------|---------|-----|-----|-----|---------|
| 2014-15 | 33-4  | 15.1 | 60-155  | .387 | 29-103  | .282 | 18-22   | .818 | 46-1.4  | 14  | 0   | 35  | 167-5.1 |
| 2015-16 | 16-0  | 10.3 | 16-56   | .286 | 11-38   | .289 | 3-6     | .500 | 10-0.6  | 6   | 0   | 9   | 46-2.9  |
| 2016-17 | 26-0  | 12.7 | 37-87   | .425 | 23-62   | .371 | 6-9     | .667 | 29-1.1  | 16  | 2   | 12  | 103-4.0 |
| TOTAL   | 75-4  | 13.2 | 113-298 | .379 | 63-203  | .310 | 27-37   | .730 | 85-1.1  | 36  | 2   | 56  | 316-4.2 |

## ALBREY GRIMSLEY (2004-08)

| YEAR    | GP-GS  | MPG  | FGM-FGA | PCT  | 3PM-3PA | PCT  | FTM-FTA | PCT  | REB-AVG | AST | BLK | STL | PTS-AVG |
|---------|--------|------|---------|------|---------|------|---------|------|---------|-----|-----|-----|---------|
| 2004-05 | 29-24  | 25.3 | 67-178  | .376 | 13-53   | .245 | 28-46   | .609 | 97-3.3  | 74  | 1   | 26  | 175-6.0 |
| 2005-06 | 30-0   | 20.0 | 56-119  | .471 | 1-9     | .111 | 23-40   | .575 | 104-3.5 | 62  | 8   | 30  | 136-4.5 |
| 2006-07 | 30-30  | 29.2 | 100-216 | .463 | 10-32   | .313 | 16-27   | .593 | 102-3.4 | 82  | 4   | 39  | 226-7.5 |
| 2007-08 | 25-25  | 28.2 | 82-201  | .408 | 10-32   | .313 | 25-35   | .714 | 69-2.8  | 93  | 4   | 22  | 199-8.0 |
| TOTAL   | 114-79 | 25.7 | 305-714 | .427 | 34-126  | .270 | 92-148  | .621 | 372-3.3 | 311 | 17  | 117 | 736-6.5 |

## SUE HAIGHT (1973-75)

| YEAR    | GP-GS | MPG | FGM-FGA | PCT | 3PM-3PA | PCT | FTM-FTA | PCT | REB-AVG | AST | BLK | STL | PTS-AVG |
|---------|-------|-----|---------|-----|---------|-----|---------|-----|---------|-----|-----|-----|---------|
| 1973-74 |       |     |         |     |         |     |         |     |         |     |     |     |         |
| 1974-75 |       |     |         |     |         |     |         |     |         |     |     |     |         |
| TOTAL   |       |     |         |     |         |     |         |     |         |     |     |     |         |

## SANDRA HAMILTON (1985-86)

| YEAR    | GP-GS | MPG | FGM-FGA | PCT | 3PM-3PA | PCT | FTM-FTA | PCT | REB-AVG | AST | BLK | STL | PTS-AVG |
|---------|-------|-----|---------|-----|---------|-----|---------|-----|---------|-----|-----|-----|---------|
| 1985-86 |       |     |         |     |         |     |         |     |         |     |     |     |         |
| TOTAL   |       |     |         |     |         |     |         |     |         |     |     |     |         |

## DESTINY HARDEN (2018-PRES)

| YEAR    | GP-GS | MPG  | FGM-FGA | PCT  | 3PM-3PA | PCT  | FTM-FTA | PCT  | REB-AVG | AST | BLK | STL | PTS-AVG  |
|---------|-------|------|---------|------|---------|------|---------|------|---------|-----|-----|-----|----------|
| 2019-20 | 25-15 | 16.6 | 46-127  | .362 | 12-41   | .293 | 18-31   | .581 | 98-3.9  | 15  | 9   | 22  | 122-4.9  |
| 2020-21 | 22-21 | 23.6 | 89-178  | .500 | 19-61   | .311 | 39-61   | .639 | 118-5.4 | 29  | 9   | 27  | 236-10.7 |
| TOTAL   | 47-36 | 19.9 | 135-305 | .443 | 31-102  | .304 | 57-92   | .620 | 216-4.6 | 44  | 18  | 49  | 358-7.6  |

## ELAINE HARLOW (1986-90)

| YEAR    | GP-GS  | MPG  | FGM-FGA | PCT  | 3PM-3PA | PCT  | FTM-FTA | PCT  | REB-AVG | AST | BLK | STL | PTS-AVG   |
|---------|--------|------|---------|------|---------|------|---------|------|---------|-----|-----|-----|-----------|
| 1986-87 | 30-30  | 35.0 | 94-230  | .409 | ---     | ---  | 57-71   | .803 | 74-2.5  | 101 | 0   | 71  | 245-8.2   |
| 1987-88 | 26-6   | 19.0 | 35-81   | .432 | 0-5     | .000 | 11-22   | .500 | 44-1.7  | 84  | 0   | 42  | 81-3.1    |
| 1988-89 | 29-29  | 31.6 | 124-271 | .458 | 40-94   | .426 | 82-103  | .796 | 63-2.2  | 121 | 1   | 56  | 370-12.8  |
| 1989-90 | 30-29  | 33.9 | 141-344 | .410 | 51-144  | .361 | 63-84   | .750 | 63-2.1  | 126 | 0   | 55  | 397-13.2  |
| TOTAL   | 115-94 | 29.9 | 394-926 | .425 | 91-243  | .374 | 213-280 | .760 | 244-2.1 | 432 | 1   | 224 | 1,093-9.5 |

## ROBIN HARMONY (1980-84)

| YEAR    | GP-GS   | MPG | FGM-FGA  | PCT  | 3PM-3PA | PCT | FTM-FTA | PCT  | REB-AVG | AST | BLK | STL | PTS-AVG    |
|---------|---------|-----|----------|------|---------|-----|---------|------|---------|-----|-----|-----|------------|
| 1980-81 | 38-31   | —   | 159-404  | .394 | —       | —   | 48-76   | .632 | 174-4.6 | 139 | 16  | 100 | 366-9.6    |
| 1981-82 | 29-29   | —   | 133-325  | .409 | —       | —   | 29-44   | .659 | 193-6.7 | 127 | 13  | 56  | 295-10.2   |
| 1982-83 | 27-27   | —   | 120-264  | .455 | —       | —   | 35-57   | .614 | 218-8.1 | 67  | 11  | 60  | 275-10.2   |
| 1983-84 | 31-31   | —   | 163-385  | .423 | —       | —   | 46-70   | .657 | 175-5.6 | 115 | 18  | 98  | 372-12.0   |
| TOTAL   | 125-118 | —   | 575-1378 | .417 | —       | —   | 158-247 | .640 | 760-6.1 | 448 | 58  | 314 | 1,308-10.5 |

## CAREER STATS: HAR-HAY

### ALICIA HARTLAUB (1999-03)

| YEAR    | GP-GS              | MPG  | FGM-FGA | PCT  | 3PM-3PA | PCT  | FTM-FTA            | PCT  | REB-AVG | AST | BLK | STL | PTS-AVG  |
|---------|--------------------|------|---------|------|---------|------|--------------------|------|---------|-----|-----|-----|----------|
| 1999-00 | 15-15              | 28.7 | 61-140  | .436 | 0-1     | .000 | 32-45              | .711 | 110-7.3 | 14  | 11  | 17  | 154-10.3 |
| 2000-01 | 28-25              | 25.5 | 108-286 | .378 | 0-2     | .000 | 33-56              | .589 | 152-5.4 | 29  | 12  | 19  | 249-8.9  |
| 2001-02 | NO STATS AVAILABLE |      |         |      |         |      | NO STATS AVAILABLE |      |         |     |     |     |          |
| 2002-03 | 29-10              | 15.9 | 41-134  | .306 | 0-1     | .000 | 21-36              | .583 | 116-4.0 | 21  | 17  | 21  | 103-3.6  |
| TOTAL   |                    |      |         |      |         |      |                    |      |         |     |     |     |          |

### CARLA HARRIS (1990-93)

| YEAR    | GP-GS | MPG  | FGM-FGA | PCT  | 3PM-3PA | PCT  | FTM-FTA | PCT  | REB-AVG | AST | BLK | STL | PTS-AVG  |
|---------|-------|------|---------|------|---------|------|---------|------|---------|-----|-----|-----|----------|
| 1990-91 | 29-11 | 19.0 | 53-172  | .308 | 2-13    | .154 | 34-55   | .618 | 96-3.3  | 34  | 3   | 47  | 142-4.9  |
| 1991-92 | 32-0  | 16.0 | 44-127  | .346 | 2-5     | .400 | 22-33   | .557 | 62-1.9  | 19  | 2   | 36  | 112-3.5  |
| 1992-93 | 31-29 | 29.2 | 111-290 | .383 | 19-53   | .358 | 90-122  | .738 | 152-4.9 | 49  | 6   | 76  | 331-10.7 |
| TOTAL   | 92-40 | 21.4 | 208-589 | .353 | 24-71   | .338 | 146-210 | .695 | 310-3.4 | 102 | 11  | 159 | 585-6.4  |

### GWEN HARRIS (1980-84)

| YEAR    | GP-GS              | MPG | FGM-FGA | PCT  | 3PM-3PA | PCT | FTM-FTA            | PCT  | REB-AVG | AST | BLK | STL | PTS-AVG  |
|---------|--------------------|-----|---------|------|---------|-----|--------------------|------|---------|-----|-----|-----|----------|
| 1980-81 | 33-17              | --- | 98-315  | .311 | ---     | --- | 60-77              | .779 | 104-3.2 | 52  | 1   | 44  | 256-7.8  |
| 1981-82 | 29-24              | --- | 115-297 | .387 | ---     | --- | 70-123             | .569 | 115-4.0 | 66  | 3   | 53  | 300-10.3 |
| 1982-83 | NO STATS AVAILABLE |     |         |      |         |     | NO STATS AVAILABLE |      |         |     |     |     |          |
| 1983-84 | 22-0               | --- | 31-74   | .419 | ---     | --- | 14-24              | .583 | 26-1.2  | 27  | 0   | 23  | 76-3.5   |
| TOTAL   |                    |     |         |      |         |     |                    |      |         |     |     |     |          |

### KEYANNA HARRIS (2014-18)

| YEAR    | GP-GS  | MPG  | FGM-FGA | PCT  | 3PM-3PA | PCT  | FTM-FTA | PCT  | REB-AVG | AST | BLK | STL | PTS-AVG |
|---------|--------|------|---------|------|---------|------|---------|------|---------|-----|-----|-----|---------|
| 2014-15 | 23-0   | 6.4  | 8-23    | .348 | 1-5     | .200 | 8-11    | .727 | 15-0.7  | 8   | 2   | 14  | 25-1.1  |
| 2015-16 | 32-0   | 11.3 | 33-87   | .379 | 1-18    | .056 | 26-39   | .667 | 62-1.9  | 19  | 7   | 22  | 93-2.9  |
| 2016-17 | 33-27  | 20.1 | 65-153  | .425 | 10-37   | .270 | 19-35   | .543 | 117-3.5 | 34  | 11  | 48  | 159-4.8 |
| 2017-18 | 32-18  | 24.3 | 89-224  | .397 | 15-51   | .294 | 29-49   | .592 | 145-4.5 | 80  | 5   | 66  | 222-6.9 |
| TOTAL   | 120-45 | 16.2 | 195-487 | .400 | 27-111  | .243 | 82-134  | .612 | 339-2.8 | 141 | 25  | 150 | 499-4.2 |

### SUE HARTMAN (1976-80)

| YEAR    | GP-GS              | MPG | FGM-FGA | PCT  | 3PM-3PA | PCT | FTM-FTA            | PCT  | REB-AVG | AST | BLK | STL | PTS-AVG |
|---------|--------------------|-----|---------|------|---------|-----|--------------------|------|---------|-----|-----|-----|---------|
| 1976-77 | NO STATS AVAILABLE |     |         |      |         |     | NO STATS AVAILABLE |      |         |     |     |     |         |
| 1977-78 | NO STATS AVAILABLE |     |         |      |         |     | NO STATS AVAILABLE |      |         |     |     |     |         |
| 1978-79 | NO STATS AVAILABLE |     |         |      |         |     | NO STATS AVAILABLE |      |         |     |     |     |         |
| 1979-80 | 31-11              | --- | 40-92   | .435 | ---     | --- | 20-43              | .465 | 90-2.9  | 67  | 14  | 50  | 100-3.2 |
| TOTAL   |                    |     |         |      |         |     |                    |      |         |     |     |     |         |

### LORETTA HARVEY (1980-84)

| YEAR    | GP-GS              | MPG | FGM-FGA | PCT  | 3PM-3PA | PCT | FTM-FTA            | PCT  | REB-AVG | AST | BLK | STL | PTS-AVG |
|---------|--------------------|-----|---------|------|---------|-----|--------------------|------|---------|-----|-----|-----|---------|
| 1980-81 | 37-36              | --- | 82-246  | .333 | ---     | --- | 50-85              | .588 | 116-3.1 | 156 | 2   | 105 | 214-5.8 |
| 1981-82 | 29-29              | --- | 58-150  | .387 | ---     | --- | 27-54              | .500 | 111-3.8 | 168 | 4   | 84  | 143-4.9 |
| 1982-83 | NO STATS AVAILABLE |     |         |      |         |     | NO STATS AVAILABLE |      |         |     |     |     |         |
| 1983-84 | 30-30              | --- | 85-198  | .429 | ---     | --- | 67-103             | .650 | 112-3.7 | 144 | 3   | 94  | 237-7.9 |
| TOTAL   |                    |     |         |      |         |     |                    |      |         |     |     |     |         |

### KATIE HAYEK (2002-06)

| YEAR    | GP-GS | MPG  | FGM-FGA | PCT  | 3PM-3PA | PCT  | FTM-FTA | PCT  | REB-AVG | AST | BLK | STL | PTS-AVG |
|---------|-------|------|---------|------|---------|------|---------|------|---------|-----|-----|-----|---------|
| 2002-03 | 15-0  | 8.1  | 13-29   | .448 | 7-19    | .368 | 7-8     | .875 | 10-0.7  | 4   | 0   | 0   | 40-2.7  |
| 2003-04 | 11-0  | 5.5  | 3-13    | .231 | 3-11    | .273 | 5-6     | .833 | 6-0.5   | 0   | 0   | 1   | 14-1.3  |
| 2004-05 | 29-2  | 19.1 | 56-171  | .327 | 35-112  | .313 | 12-22   | .545 | 43-1.5  | 37  | 5   | 22  | 159-5.5 |
| 2005-06 | 30-30 | 19.9 | 56-152  | .368 | 33-108  | .306 | 16-18   | .889 | 40-1.3  | 38  | 4   | 18  | 161-5.4 |
| TOTAL   | 85-32 | 13.2 | 128-365 | .351 | 78-250  | .312 | 40-54   | .741 | 99-1.2  | 79  | 9   | 41  | 374-4.4 |

### KEYONA HAYES (2012-14; 2015-17)

| YEAR    | GP-GS  | MPG | FGM-FGA | PCT  | 3PM-3PA | PCT  | FTM-FTA | PCT  | REB-AVG | AST | BLK | STL | PTS-AVG   |
|---------|--------|-----|---------|------|---------|------|---------|------|---------|-----|-----|-----|-----------|
| 2012-13 | 32-0   | --- | 67-154  | .435 | 0-1     | .000 | 40-59   | .678 | 166-5.2 | 12  | 18  | 25  | 174-5.4   |
| 2013-14 | 31-23  | --- | 127-251 | .506 | 3-11    | .273 | 70-104  | .673 | 203-6.5 | 34  | 18  | 39  | 327-10.5  |
| 2014-15 | DNP    |     |         |      |         |      |         |      |         |     |     |     |           |
| 2015-16 | 33-31  | --- | 130-243 | .535 | 6-18    | .333 | 35-52   | .673 | 183-5.5 | 51  | 10  | 42  | 301-9.1   |
| 2016-17 | 33-32  | --- | 135-250 | .540 | 6-18    | .333 | 63-99   | .636 | 202-6.1 | 40  | 22  | 28  | 339-10.3  |
| TOTAL   | 129-86 | --- | 459-898 | .511 | 15-48   | .313 | 208-314 | .662 | 754-5.8 | 137 | 68  | 134 | 1,141-8.8 |





# CAREER STATS: HEB-HOT

## JEANNIE HEBERT (1988-92)

| YEAR    | GP-GS   | MPG  | FGM-FGA  | PCT  | 3PM-3PA | PCT  | FTM-FTA | PCT  | REB-AVG | AST | BLK | STL | PTS-AVG    |
|---------|---------|------|----------|------|---------|------|---------|------|---------|-----|-----|-----|------------|
| 1988-89 | 29-29   | 34.8 | 147-367  | .401 | 3-35    | .086 | 104-159 | .654 | 92-3.2  | 147 | 10  | 44  | 401-13.8   |
| 1989-90 | 30-30   | 32.0 | 145-340  | .426 | 3-9     | .333 | 117-153 | .765 | 72-2.4  | 137 | 12  | 49  | 410-13.7   |
| 1990-91 | 28-28   | 35.9 | 179-406  | .441 | 14-42   | .333 | 100-132 | .758 | 109-3.9 | 189 | 6   | 71  | 472-16.9   |
| 1991-92 | 32-32   | 34.4 | 181-379  | .478 | 5-16    | .313 | 116-139 | .835 | 70-2.2  | 221 | 7   | 73  | 483-15.1   |
| TOTAL   | 129-126 | 34.3 | 652-1492 | .437 | 25-102  | .245 | 437-583 | .750 | 343-2.9 | 694 | 35  | 237 | 1,766-14.8 |

## JILL HENNE (1993-97)

| YEAR    | GP-GS | MPG | FGM-FGA | PCT  | 3PM-3PA | PCT   | FTM-FTA | PCT   | REB-AVG | AST | BLK | STL | PTS-AVG |
|---------|-------|-----|---------|------|---------|-------|---------|-------|---------|-----|-----|-----|---------|
| 1993-94 | 20-1  | 8.3 | 13-34   | .382 | 4-6     | .667  | 12-19   | .632  | 22-1.1  | 0   | 2   | 7   | 42-2.1  |
| 1994-95 | 14-0  | 3.6 | 3-9     | .333 | 0-3     | .000  | 2-2     | 1.000 | 10-0.7  | 0   | 0   | 0   | 8-0.6   |
| 1995-96 | 11-0  | 3.5 | 2-4     | .500 | 0-0     | .000  | 2-5     | .400  | 8-0.7   | 0   | 1   | 2   | 6-0.5   |
| 1996-97 |       |     | 6-13    | .462 | 1-1     | 1.000 | 6-9     | .667  | 8-0.4   | 1   | 0   | 0   | 19-1.1  |
| TOTAL   |       |     | 24-50   | .480 | 5-10    | .500  | 22-35   | .629  | 48-0.7  | 1   | 3   | 9   | 75-1.1  |

## KATHRYN HESTER (2006-08)

| YEAR    | GP-GS | MPG | FGM-FGA | PCT  | 3PM-3PA | PCT  | FTM-FTA | PCT  | REB-AVG | AST | BLK | STL | PTS-AVG |
|---------|-------|-----|---------|------|---------|------|---------|------|---------|-----|-----|-----|---------|
| 2006-07 | 27-1  | 9.8 | 17-52   | .327 | 2-10    | .200 | 6-12    | .500 | 51-1.9  | 4   | 6   | 3   | 42-1.6  |
| 2007-08 | 9-0   | 5.6 | 5-12    | .417 | 0-0     | .000 | 2-6     | .333 | 11-1.2  | 0   | 1   | 0   | 12-1.3  |
| TOTAL   | 36-1  | 7.7 | 22-64   | .343 | 2-10    | .200 | 8-18    | .444 | 62-1.7  | 4   | 7   | 3   | 54-1.5  |

## SARITTA HINES (1997-98)

| YEAR    | GP-GS | MPG | FGM-FGA | PCT  | 3PM-3PA | PCT  | FTM-FTA | PCT  | REB-AVG | AST | BLK | STL | PTS-AVG |
|---------|-------|-----|---------|------|---------|------|---------|------|---------|-----|-----|-----|---------|
| 1997-98 | 9-0   | 2.3 | 0-1     | .000 | 0-0     | .000 | 3-10    | .300 | 10-1.1  | 0   | 5   | 0   | 3-0.3   |
| TOTAL   | 9-0   | 2.3 | 0-1     | .000 | 0-0     | .000 | 3-10    | .300 | 10-1.1  | 0   | 5   | 0   | 3-0.3   |

## TYLER HOBGOOD (2011-13)

| YEAR    | GP-GS | MPG | FGM-FGA | PCT  | 3PM-3PA | PCT  | FTM-FTA | PCT  | REB-AVG | AST | BLK | STL | PTS-AVG |
|---------|-------|-----|---------|------|---------|------|---------|------|---------|-----|-----|-----|---------|
| 2011-12 | 9-0   | 4.0 | 3-7     | .429 | 0-0     | .000 | 1-5     | .200 | 17-1.9  | 0   | 2   | 1   | 7-0.8   |
| TOTAL   | 9-0   | 4.0 | 3-7     | .429 | 0-0     | .000 | 1-5     | .200 | 17-1.9  | 0   | 2   | 1   | 7-0.8   |

## EMESE HOF (2015-19)

| YEAR    | GP-GS  | MPG  | FGM-FGA | PCT  | 3PM-3PA | PCT  | FTM-FTA | PCT  | REB-AVG | AST | BLK | STL | PTS-AVG   |
|---------|--------|------|---------|------|---------|------|---------|------|---------|-----|-----|-----|-----------|
| 2015-16 | 33-12  | 19.1 | 117-216 | .542 | 0-1     | .000 | 50-81   | .617 | 180-5.5 | 24  | 42  | 25  | 284-8.6   |
| 2016-17 | 31-3   | 16.5 | 87-169  | .515 | 0-1     | .000 | 27-45   | .600 | 128-4.1 | 26  | 31  | 15  | 201-6.5   |
| 2017-18 | 29-25  | 22.4 | 106-202 | .525 | 0-1     | .000 | 49-72   | .681 | 158-5.4 | 30  | 40  | 23  | 261-9.0   |
| 2018-19 | 34-34  | 28.7 | 197-336 | .586 | 0-0     | .000 | 89-129  | .690 | 282-8.3 | 64  | 69  | 25  | 483-14.2  |
| TOTAL   | 127-74 | 21.8 | 507-923 | .549 | 0-3     | .000 | 215-327 | .657 | 748-5.9 | 144 | 182 | 88  | 1,229-9.7 |

## ALLISON HOLLAND (1977-79)

| YEAR    | GP-GS | MPG | FGM-FGA            | PCT | 3PM-3PA | PCT | FTM-FTA            | PCT | REB-AVG | AST | BLK | STL | PTS-AVG |
|---------|-------|-----|--------------------|-----|---------|-----|--------------------|-----|---------|-----|-----|-----|---------|
| 1977-78 |       |     | NO STATS AVAILABLE |     |         |     | NO STATS AVAILABLE |     |         |     |     |     |         |
| 1978-79 |       |     | NO STATS AVAILABLE |     |         |     | NO STATS AVAILABLE |     |         |     |     |     |         |
| TOTAL   |       |     | NO STATS AVAILABLE |     |         |     | NO STATS AVAILABLE |     |         |     |     |     |         |

## JACQUELYN HOLMES (1972-74)

| YEAR    | GP-GS | MPG | FGM-FGA            | PCT | 3PM-3PA | PCT | FTM-FTA            | PCT | REB-AVG | AST | BLK | STL | PTS-AVG |
|---------|-------|-----|--------------------|-----|---------|-----|--------------------|-----|---------|-----|-----|-----|---------|
| 1972-73 |       |     | NO STATS AVAILABLE |     |         |     | NO STATS AVAILABLE |     |         |     |     |     |         |
| 1973-74 |       |     | NO STATS AVAILABLE |     |         |     | NO STATS AVAILABLE |     |         |     |     |     |         |
| TOTAL   |       |     | NO STATS AVAILABLE |     |         |     | NO STATS AVAILABLE |     |         |     |     |     |         |

## KYM HOPE (1995-99)

| YEAR    | GP-GS  | MPG  | FGM-FGA  | PCT  | 3PM-3PA | PCT   | FTM-FTA | PCT   | REB-AVG  | AST | BLK | STL | PTS-AVG    |
|---------|--------|------|----------|------|---------|-------|---------|-------|----------|-----|-----|-----|------------|
| 1995-96 | 26-0   | 14.3 | 28-68    | .412 | 0-0     | .000  | 28-52   | .538  | 95-3.7   | 11  | 16  | 17  | 84-3.2     |
| 1996-97 | 29-29  |      | 143-265  | .540 | 0-2     | .000  | 81-117  | .692  | 234-8.1  | 33  | 53  | 45  | 367-12.7   |
| 1997-98 | 29-29  | 35.9 | 191-358  | .534 | 1-1     | 1.000 | 128-166 | -.771 | 306-10.6 | 53  | 33  | 56  | 511-17.6   |
| 1998-99 | 29-29  | 33.8 | 184-348  | .529 | 0-3     | .000  | 132-163 | .810  | 253-8.7  | 52  | 62  | 54  | 500-17.2   |
| TOTAL   | 113-87 |      | 546-1039 | .526 | 0-3     | .000  | 369-498 | .741  | 888-7.9  | 149 | 164 | 172 | 1,462-12.9 |

## MANDY HOTCHKISS (1976-77)

| YEAR    | GP-GS | MPG | FGM-FGA            | PCT | 3PM-3PA | PCT | FTM-FTA            | PCT | REB-AVG | AST | BLK | STL | PTS-AVG |
|---------|-------|-----|--------------------|-----|---------|-----|--------------------|-----|---------|-----|-----|-----|---------|
| 1976-77 |       |     | NO STATS AVAILABLE |     |         |     | NO STATS AVAILABLE |     |         |     |     |     |         |
| TOTAL   |       |     | NO STATS AVAILABLE |     |         |     | NO STATS AVAILABLE |     |         |     |     |     |         |

## CAREER STATS: HUN-JOH

### DANA HUNTER (1979-83)

| YEAR    | GP-GS              | MPG | FGM-FGA | PCT  | 3PM-3PA | PCT | FTM-FTA            | PCT  | REB-AVG | AST | BLK | STL | PTS-AVG |
|---------|--------------------|-----|---------|------|---------|-----|--------------------|------|---------|-----|-----|-----|---------|
| 1979-80 | 31-4               | --- | 68-185  | .368 | ---     | --- | 21-36              | .583 | 39-1.3  | 37  | 1   | 32  | 157-5.1 |
| 1980-81 | 34-10              | --- | 105-239 | .439 | ---     | --- | 36-49              | .735 | 68-2.0  | 46  | 2   | 34  | 246-7.2 |
| 1981-82 | 29-5               | --- | 71-168  | .422 | ---     | --- | 13-22              | .591 | 47-1.6  | 27  | 0   | 16  | 155-5.3 |
| 1982-83 | NO STATS AVAILABLE |     |         |      |         |     | NO STATS AVAILABLE |      |         |     |     |     |         |

TOTAL

### JAMIR HUSTON (2018-21)

| YEAR    | GP-GS | MPG  | FGM-FGA | PCT  | 3PM-3PA | PCT  | FTM-FTA | PCT  | REB-AVG | AST | BLK | STL | PTS-AVG |
|---------|-------|------|---------|------|---------|------|---------|------|---------|-----|-----|-----|---------|
| 2018-19 | 24-0  | 7.4  | 15-37   | .405 | 0-0     | .000 | 12-25   | .480 | 45-1.9  | 9   | 7   | 13  | 42-1.8  |
| 2019-20 | 30-10 | 15.4 | 34-86   | .395 | 1-3     | .333 | 12-36   | .333 | 121-4.0 | 15  | 6   | 22  | 81-2.7  |
| 2020-21 | 17-2  | 11.7 | 24-64   | .375 | 0-0     | .000 | 9-21    | .429 | 31-1.8  | 4   | 3   | 7   | 57-3.4  |
| TOTAL   | 71-12 | 11.8 | 73-187  | .390 | 1-3     | .333 | 33-82   | .402 | 197-2.8 | 28  | 16  | 42  | 180-2.5 |

### TESSA IACOBONI (1995-98)

| YEAR    | GP-GS              | MPG | FGM-FGA | PCT  | 3PM-3PA | PCT  | FTM-FTA            | PCT  | REB-AVG | AST | BLK | STL | PTS-AVG |
|---------|--------------------|-----|---------|------|---------|------|--------------------|------|---------|-----|-----|-----|---------|
| 1995-96 | 3-0                | 2.3 | 0-2     | .000 | 0-1     | .000 | 4-5                | .800 | 0-0.0   | 0   | 0   | 0   | 4-1.3   |
| 1996-97 | NO STATS AVAILABLE |     |         |      |         |      | NO STATS AVAILABLE |      |         |     |     |     |         |
| 1997-98 | 8-1                | 2.8 | 1-2     | .500 | 0-0     | .000 | 6-10               | .600 | 0-0.0   | 2   | 0   | 2   | 8-1.0   |

TOTAL

### BRIANNA JACKSON (2019-21)

| YEAR    | GP-GS | MPG  | FGM-FGA | PCT  | 3PM-3PA | PCT  | FTM-FTA | PCT  | REB-AVG | AST | BLK | STL | PTS-AVG |
|---------|-------|------|---------|------|---------|------|---------|------|---------|-----|-----|-----|---------|
| 2019-20 | 30-16 | 16.9 | 56-112  | .500 | 1-6     | .167 | 33-52   | .635 | 136-4.5 | 10  | 39  | 30  | 146-4.9 |
| 2020-21 | 10-4  | 8.4  | 11-24   | .458 | 0-3     | .000 | 13-14   | .929 | 26-2.6  | 2   | 4   | 4   | 35-3.5  |
| TOTAL   | 40-20 | 14.8 | 67-136  | .493 | 1-9     | .111 | 46-66   | .697 | 162-4.1 | 12  | 43  | 34  | 181-4.5 |

### DEBORAH JACKSON (1979-80)

| YEAR    | GP-GS | MPG | FGM-FGA | PCT  | 3PM-3PA | PCT | FTM-FTA | PCT  | REB-AVG | AST | BLK | STL | PTS-AVG |
|---------|-------|-----|---------|------|---------|-----|---------|------|---------|-----|-----|-----|---------|
| 1979-80 | 16-8  | --- | 23-48   | .479 | ---     | --- | 2-5     | .400 | 29-1.8  | 39  | 1   | 32  | 48-3.0  |
| TOTAL   | 16-8  | --- | 23-48   | .479 | ---     | --- | 2-5     | .400 | 29-1.8  | 39  | 1   | 32  | 48-3.0  |

### LAMESE JAMES (2004-06; 2007-09)

| YEAR    | GP-GS  | MPG  | FGM-FGA | PCT  | 3PM-3PA | PCT  | FTM-FTA | PCT  | REB-AVG | AST | BLK | STL | PTS-AVG |
|---------|--------|------|---------|------|---------|------|---------|------|---------|-----|-----|-----|---------|
| 2004-05 | 17-0   | 3.5  | 7-21    | .333 | 0-6     | .000 | 1-2     | .500 | 19-1.1  | 3   | 2   | 2   | 15-0.9  |
| 2005-06 | 30-12  | 15.3 | 55-114  | .482 | 6-21    | .286 | 23-37   | .622 | 118-3.9 | 14  | 13  | 25  | 139-4.6 |
| 2006-07 | DNP    |      |         |      |         |      |         |      |         |     |     |     |         |
| 2007-08 | 30-3   | 15.7 | 54-124  | .435 | 5-21    | .238 | 15-28   | .536 | 118-3.9 | 13  | 9   | 14  | 128-4.3 |
| 2008-09 | 25-2   | 15.4 | 50-105  | .476 | 4-19    | .211 | 28-38   | .737 | 72-2.9  | 11  | 5   | 23  | 132-5.3 |
| TOTAL   | 102-17 | 12.5 | 166-364 | .456 | 15-67   | .224 | 67-105  | .638 | 327-3.2 | 41  | 29  | 64  | 414-4.1 |

### SHEILA JAMES (1998-02)

| YEAR    | GP-GS              | MPG  | FGM-FGA | PCT  | 3PM-3PA | PCT  | FTM-FTA            | PCT  | REB-AVG | AST | BLK | STL | PTS-AVG  |
|---------|--------------------|------|---------|------|---------|------|--------------------|------|---------|-----|-----|-----|----------|
| 1998-99 | 26-2               | 13.2 | 33-102  | .324 | 18-57   | .316 | 25-33              | .758 | 36-1.4  | 30  | 1   | 15  | 109-4.2  |
| 1999-00 | 13-13              | 28.2 | 72-178  | .404 | 32-98   | .327 | 21-27              | .778 | 70-5.4  | 27  | 1   | 26  | 197-15.2 |
| 2000-01 | 25-18              | 25.9 | 82-219  | .374 | 40-122  | .328 | 46-65              | .708 | 84-3.4  | 73  | 1   | 53  | 250-10.0 |
| 2001-02 | NO STATS AVAILABLE |      |         |      |         |      | NO STATS AVAILABLE |      |         |     |     |     |          |

TOTAL

### TAMARA JAMES (2002-06)

| YEAR    | GP-GS   | MPG  | FGM-FGA  | PCT  | 3PM-3PA | PCT  | FTM-FTA | PCT  | REB-AVG | AST | BLK | STL | PTS-AVG    |
|---------|---------|------|----------|------|---------|------|---------|------|---------|-----|-----|-----|------------|
| 2002-03 | 31-31   | 33.3 | 238-461  | .516 | 19-58   | .328 | 155-204 | .760 | 244-7.9 | 49  | 14  | 56  | 650-21.0   |
| 2003-04 | 28-26   | 35.3 | 170-340  | .500 | 39-103  | .379 | 85-111  | .766 | 129-4.6 | 72  | 18  | 55  | 464-16.6   |
| 2004-05 | 29-29   | 36.1 | 242-504  | .480 | 19-119  | .328 | 124-161 | .770 | 199-6.9 | 57  | 13  | 75  | 647-22.3   |
| 2005-06 | 30-30   | 32.8 | 218-449  | .486 | 53-137  | .387 | 156-188 | .830 | 233-7.8 | 70  | 11  | 93  | 645-21.5   |
| TOTAL   | 118-116 | 34.4 | 868-1754 | .495 | 150-417 | .360 | 520-664 | .783 | 805-6.8 | 248 | 56  | 279 | 2,406-20.4 |

### CHRISTI JOHNSON (1988-89)

| YEAR    | GP-GS | MPG | FGM-FGA | PCT  | 3PM-3PA | PCT  | FTM-FTA | PCT  | REB-AVG | AST | BLK | STL | PTS-AVG |
|---------|-------|-----|---------|------|---------|------|---------|------|---------|-----|-----|-----|---------|
| 1988-89 | 13-0  | 4.0 | 3-7     | .429 | 0-0     | .000 | 4-6     | .667 | 9-0.7   | 3   | 0   | 3   | 10-0.8  |
| 1989-90 | 8-0   | 4.8 | 1-4     | .250 | 0-0     | .000 | 2-4     | .500 | 5-0.6   | 3   | 1   | 5   | 4-0.5   |
| TOTAL   | 21-0  | 4.4 | 4-11    | .363 | 0-0     | .000 | 6-10    | .600 | 14-0.7  | 6   | 1   | 8   | 14-0.7  |

TOTAL





# CAREER STATS: JOH-LAV

## SHENISE JOHNSON (2008-12)

| YEAR    | GP-GS   | MPG  | FGM-FGA  | PCT  | 3PM-3PA | PCT  | FTM-FTA  | PCT  | REB-AVG  | AST | BLK | STL | PTS-AVG    |
|---------|---------|------|----------|------|---------|------|----------|------|----------|-----|-----|-----|------------|
| 2008-09 | 30-30   | 31.0 | 141-366  | .385 | 20-62   | .323 | 82-100   | .820 | 213-7.1  | 122 | 29  | 78  | 384-12.8   |
| 2009-10 | 36-36   | 34.8 | 251-506  | .496 | 50-127  | .394 | 133-172  | .773 | 276-7.7  | 166 | 21  | 111 | 685-19.0   |
| 2010-11 | 33-33   | 32.7 | 236-484  | .488 | 44-126  | .349 | 132-156  | .846 | 275-8.3  | 127 | 26  | 104 | 648-19.6   |
| 2011-12 | 32-32   | 31.2 | 202-447  | .452 | 34-114  | .298 | 107-122  | .877 | 256-8.0  | 141 | 14  | 108 | 545-17.0   |
| TOTAL   | 131-131 | 32.4 | 830-18-3 | .460 | 148-429 | .345 | 3454-550 | .825 | 1020-7.8 | 556 | 90  | 4-1 | 2,262-17.3 |

## DEBBIE JONES (1972-74)

| YEAR    | GP-GS              | MPG | FGM-FGA | PCT | 3PM-3PA | PCT | FTM-FTA            | PCT | REB-AVG | AST | BLK | STL | PTS-AVG |
|---------|--------------------|-----|---------|-----|---------|-----|--------------------|-----|---------|-----|-----|-----|---------|
| 1972-73 | NO STATS AVAILABLE |     |         |     |         |     | NO STATS AVAILABLE |     |         |     |     |     |         |
| 1973-74 | NO STATS AVAILABLE |     |         |     |         |     | NO STATS AVAILABLE |     |         |     |     |     |         |
| TOTAL   | NO STATS AVAILABLE |     |         |     |         |     | NO STATS AVAILABLE |     |         |     |     |     |         |

## JOJUANA JONES (2004-05)

| YEAR    | GP-GS | MPG  | FGM-FGA | PCT  | 3PM-3PA | PCT  | FTM-FTA | PCT  | REB-AVG | AST | BLK | STL | PTS-AVG |
|---------|-------|------|---------|------|---------|------|---------|------|---------|-----|-----|-----|---------|
| 2004-05 | 8-0   | 11.4 | 6-17    | .353 | 0-0     | .000 | 7-10    | .700 | 31-3.9  | 2   | 1   | 1   | 19-2.4  |
| TOTAL   | 8-0   | 11.4 | 6-17    | .353 | 0-0     | .000 | 7-10    | .700 | 31-3.9  | 2   | 1   | 1   | 19-2.4  |

## LISA JONES (1988-90)

| YEAR    | GP-GS | MPG  | FGM-FGA | PCT  | 3PM-3PA | PCT  | FTM-FTA | PCT  | REB-AVG | AST | BLK | STL | PTS-AVG  |
|---------|-------|------|---------|------|---------|------|---------|------|---------|-----|-----|-----|----------|
| 1988-89 | 29-29 | 30.1 | 86-169  | .509 | 1-3     | .333 | 63-117  | .538 | 191-6.6 | 40  | 2   | 45  | 236-8.1  |
| 1989-90 | 31-31 | 28.6 | 113-235 | .481 | 0-1     | .000 | 92-136  | .676 | 199-6.4 | 32  | 4   | 49  | 318-10.3 |
| TOTAL   | 60-60 | 29.4 | 199-404 | .493 | 1-4     | .250 | 155-253 | .613 | 390-6.5 | 72  | 6   | 94  | 554-9.2  |

## SHAY JONES (1992-93; 1994-96)

| YEAR    | GP-GS | MPG  | FGM-FGA | PCT  | 3PM-3PA | PCT  | FTM-FTA | PCT  | REB-AVG | AST | BLK | STL | PTS-AVG |
|---------|-------|------|---------|------|---------|------|---------|------|---------|-----|-----|-----|---------|
| 1992-93 | 26-0  | 9.1  | 18-58   | .310 | 0-2     | .000 | 29-46   | .630 | 62-2.5  | 7   | 4   | 16  | 65-2.5  |
| 1993-94 | DNP   |      |         |      |         |      |         |      |         |     |     |     |         |
| 1994-95 | 11-6  | 17.8 | 29-78   | .372 | 1-7     | .143 | 22-39   | .564 | 51-4.6  | 2   | 1   | 10  | 81-7.4  |
| 1995-96 | 8-1   | 5.8  | 5-9     | .556 | 0-0     | .000 | 0-1     | .000 | 9-1.1   | 2   | 1   | 2   | 10-1.3  |
| TOTAL   | 45-7  | 10.9 | 52-145  | .359 | 1-9     | .111 | 51-86   | .593 | 122-2.7 | 11  | 6   | 28  | 156-3.5 |

## JENNIFER JORDAN (1994-96; 1997-99)

| YEAR    | GP-GS  | MPG  | FGM-FGA | PCT  | 3PM-3PA | PCT  | FTM-FTA | PCT  | REB-AVG | AST | BLK | STL | PTS-AVG   |
|---------|--------|------|---------|------|---------|------|---------|------|---------|-----|-----|-----|-----------|
| 1994-95 | 26-7   | 18.3 | 51-113  | .451 | 0-0     | .000 | 69-99   | .697 | 122-4.7 | 6   | 3   | 26  | 171-6.6   |
| 1995-96 | 26-23  | 26.1 | 110-195 | .564 | 0-0     | .000 | 84-126  | .667 | 173-6.7 | 13  | 7   | 34  | 304-11.7  |
| 1996-97 | DNP    |      |         |      |         |      |         |      |         |     |     |     |           |
| 1997-98 | 28-4   | 17.2 | 65-131  | .496 | 0-0     | .000 | 55-83   | .663 | 85-3.0  | 7   | 1   | 18  | 185-6.6   |
| 1998-99 | 29-29  | 32.5 | 139-283 | .491 | 0-0     | .000 | 112-157 | .713 | 200-6.9 | 15  | 6   | 31  | 390-13.4  |
| TOTAL   | 109-63 | 23.5 | 365-722 | .506 | 0-0     | .000 | 320-465 | .688 | 580-5.3 | 41  | 17  | 109 | 1,050-9.6 |

## MACY KEEN (2012-13)

| YEAR    | GP-GS | MPG | FGM-FGA | PCT  | 3PM-3PA | PCT  | FTM-FTA | PCT  | REB-AVG | AST | BLK | STL | PTS-AVG |
|---------|-------|-----|---------|------|---------|------|---------|------|---------|-----|-----|-----|---------|
| 2012-13 | 12-0  | 6.3 | 6-13    | .462 | 0-0     | .000 | 3-6     | .500 | 21-1.8  | 1   | 12  | 2   | 15-1.3  |
| TOTAL   | 12-0  | 6.3 | 6-13    | .462 | 0-0     | .000 | 3-6     | .500 | 21-1.8  | 1   | 12  | 2   | 15-1.3  |

## MELISSA KNIGHT (2001-06)

| YEAR    | GP-GS              | MPG  | FGM-FGA | PCT  | 3PM-3PA | PCT  | FTM-FTA            | PCT  | REB-AVG | AST | BLK | STL | PTS-AVG  |  |
|---------|--------------------|------|---------|------|---------|------|--------------------|------|---------|-----|-----|-----|----------|--|
| 2001-02 | NO STATS AVAILABLE |      |         |      |         |      | NO STATS AVAILABLE |      |         |     |     |     |          |  |
| 2002-03 | 28-16              | 20.4 | 71-155  | .458 | 18-50   | .360 | 24-33              | .727 | 104-3.7 | 49  | 12  | 42  | 184-6.6  |  |
| 2003-04 | 16-15              | 29.7 | 50-111  | .450 | 16-44   | .364 | 24-31              | .774 | 72-4.5  | 44  | 1   | 25  | 140-8.8  |  |
| 2004-05 | DNP                |      | DNP     |      | DNP     |      | DNP                |      | DNP     |     | DNP |     | DNP      |  |
| 2005-06 | 30-30              | 27.7 | 130-261 | .498 | 53-132  | .402 | 39-51              | .765 | 89-3.0  | 51  | 11  | 45  | 352-11.7 |  |
| TOTAL   |                    |      |         |      |         |      |                    |      |         |     |     |     |          |  |

## BELINDA KUNCZT (1989-91)

| YEAR    | GP-GS | MPG  | FGM-FGA | PCT  | 3PM-3PA | PCT  | FTM-FTA | PCT  | REB-AVG | AST | BLK | STL | PTS-AVG |
|---------|-------|------|---------|------|---------|------|---------|------|---------|-----|-----|-----|---------|
| 1989-90 | 30-0  | 12.6 | 53-115  | .461 | 0-0     | .000 | 20-34   | .588 | 118-3.9 | 5   | 35  | 5   | 126-4.2 |
| 1990-91 | 30-3  | 13.4 | 71-159  | .447 | 0-0     | .000 | 24-36   | .667 | 98-3.3  | 7   | 18  | 12  | 166-5.5 |
| TOTAL   | 60-3  | 13.0 | 124-274 | .453 | 0-0     | .000 | 44-70   | .629 | 216-3.6 | 12  | 53  | 17  | 292-4.9 |

## ANN LAVRINOVICH (1980-81)

| YEAR    | GP-GS | MPG | FGM-FGA | PCT  | 3PM-3PA | PCT | FTM-FTA | PCT  | REB-AVG | AST | BLK | STL | PTS-AVG |
|---------|-------|-----|---------|------|---------|-----|---------|------|---------|-----|-----|-----|---------|
| 1980-81 | 7-0   | --- | 4-10    | .400 | ---     | --- | 0-0     | .000 | 11-1.6  | 1   | 0   | 1   | 8-1.1   |
| TOTAL   | 7-0   | --- | 4-10    | .400 | ---     | --- | 0-0     | .000 | 11-1.6  | 1   | 0   | 1   | 8-1.1   |

## CAREER STATS: LEW-MAR

### LORI LEWMAN (1983-85)

| YEAR    | GP-GS | MPG | FGM-FGA | PCT  | 3PM-3PA | PCT | FTM-FTA | PCT  | REB-AVG | AST | BLK | STL | PTS-AVG |
|---------|-------|-----|---------|------|---------|-----|---------|------|---------|-----|-----|-----|---------|
| 1983-84 | DNP   |     | DNP     |      | DNP     |     | DNP     |      | DNP     |     | DNP |     |         |
| 1984-85 | 23-21 | --- | 81-185  | .438 | ---     | --- | 17-23   | .739 | 58-2.5  | 31  | 3   | 16  | 179-7.9 |
| TOTAL   | 23-21 | --- | 81-185  | .438 | ---     | --- | 17-23   | .739 | 58-2.5  | 31  | 3   | 16  | 179-7.9 |

### KRISTIN LICHTENWALNER (1981-85)

| YEAR    | GP-GS              | MPG | FGM-FGA | PCT  | 3PM-3PA | PCT | FTM-FTA            | PCT  | REB-AVG | AST | BLK | STL | PTS-AVG |
|---------|--------------------|-----|---------|------|---------|-----|--------------------|------|---------|-----|-----|-----|---------|
| 1981-82 | 19-0               | --- | 18-36   | .500 | ---     | --- | 8-17               | .471 | 50-2.6  | 13  | 0   | 12  | 44-2.3  |
| 1982-83 | NO STATS AVAILABLE |     |         |      |         |     | NO STATS AVAILABLE |      |         |     |     |     |         |
| 1983-84 | 30-2               | --- | 47-103  | .456 | ---     | --- | 18-42              | .429 | 99-3.3  | 17  | 1   | 10  | 112-3.7 |
| 1984-85 | 28-28              | --- | 38-89   | .427 | ---     | --- | 16-31              | .516 | 83-3.0  | 40  | 2   | 43  | 92-3.3  |
| TOTAL   |                    |     |         |      |         |     |                    |      |         |     |     |     |         |

### KIM LUSINSKI (1975-77)

| YEAR    | GP-GS              | MPG | FGM-FGA | PCT | 3PM-3PA | PCT | FTM-FTA            | PCT | REB-AVG | AST | BLK | STL | PTS-AVG |
|---------|--------------------|-----|---------|-----|---------|-----|--------------------|-----|---------|-----|-----|-----|---------|
| 1975-76 | NO STATS AVAILABLE |     |         |     |         |     | NO STATS AVAILABLE |     |         |     |     |     |         |
| 1976-77 | NO STATS AVAILABLE |     |         |     |         |     | NO STATS AVAILABLE |     |         |     |     |     |         |
| TOTAL   | NO STATS AVAILABLE |     |         |     |         |     | NO STATS AVAILABLE |     |         |     |     |     |         |

### MARGUERITE MAGGS (1978-79)

| YEAR    | GP-GS              | MPG | FGM-FGA | PCT | 3PM-3PA | PCT | FTM-FTA            | PCT | REB-AVG | AST | BLK | STL | PTS-AVG |
|---------|--------------------|-----|---------|-----|---------|-----|--------------------|-----|---------|-----|-----|-----|---------|
| 1978-79 | NO STATS AVAILABLE |     |         |     |         |     | NO STATS AVAILABLE |     |         |     |     |     |         |
| TOTAL   | NO STATS AVAILABLE |     |         |     |         |     | NO STATS AVAILABLE |     |         |     |     |     |         |

### GALIA MAIK (1991-94)

| YEAR    | GP-GS | MPG  | FGM-FGA | PCT  | 3PM-3PA | PCT  | FTM-FTA | PCT  | REB-AVG | AST | BLK | STL | PTS-AVG |
|---------|-------|------|---------|------|---------|------|---------|------|---------|-----|-----|-----|---------|
| 1991-92 | 12-0  | 3.2  | 3-10    | .300 | 0-0     | .000 | 2-4     | .500 | 9-0.8   | 0   | 0   | 2   | 8-0.7   |
| 1992-93 | 5-0   | 2.0  | 0-0     | .000 | 0-0     | .000 | 1-2     | .500 | 2-0.4   | 0   | 0   | 0   | 1-0.2   |
| 1993-94 | 11-2  | 12.4 | 9-31    | .290 | 0-0     | .000 | 2-6     | .333 | 29-2.6  | 4   | 0   | 5   | 20-1.8  |
| TOTAL   | 28-2  | 5.7  | 12-41   | .292 | 0-0     | .000 | 5-12    | .417 | 40-1.4  | 4   | 0   | 7   | 29-1.0  |

### DONNA MAPP (1981-83)

| YEAR    | GP-GS              | MPG | FGM-FGA | PCT  | 3PM-3PA | PCT | FTM-FTA            | PCT  | REB-AVG | AST | BLK | STL | PTS-AVG |
|---------|--------------------|-----|---------|------|---------|-----|--------------------|------|---------|-----|-----|-----|---------|
| 1981-82 | 27-6               | --- | 80-201  | .400 | ---     | --- | 30-73              | .411 | 179-6.6 | 7   | 9   | 20  | 190-7.0 |
| 1982-83 | NO STATS AVAILABLE |     |         |      |         |     | NO STATS AVAILABLE |      |         |     |     |     |         |
| TOTAL   |                    |     |         |      |         |     |                    |      |         |     |     |     |         |

### TATJANA MARINCIC (2002-06)

| YEAR    | GP-GS | MPG  | FGM-FGA | PCT  | 3PM-3PA | PCT  | FTM-FTA | PCT  | REB-AVG | AST | BLK | STL | PTS-AVG |
|---------|-------|------|---------|------|---------|------|---------|------|---------|-----|-----|-----|---------|
| 2002-03 | 22-0  | 9.2  | 18-45   | .400 | 2-18    | .111 | 4-8     | .500 | 32-1.5  | 10  | 0   | 7   | 42-1.9  |
| 2003-04 | 13-0  | 9.0  | 8-26    | .308 | 0-5     | .000 | 11-14   | .786 | 15-1.2  | 8   | 0   | 8   | 27-2.1  |
| 2004-05 | 28-7  | 19.6 | 43-91   | .473 | 4-14    | .286 | 37-47   | .787 | 96-3.4  | 29  | 14  | 22  | 127-4.5 |
| 2005-06 | 16-0  | 5.3  | 7-16    | .438 | 1-2     | .500 | 5-6     | .833 | 15-0.9  | 2   | 4   | 5   | 20-1.3  |
| TOTAL   | 79-7  | 10.8 | 76-178  | .427 | 7-39    | .179 | 57-75   | .760 | 158-2.0 | 49  | 18  | 42  | 216-2.7 |

### DEBBIE MARSHALL (1980-85)

| YEAR    | GP-GS              | MPG | FGM-FGA | PCT  | 3PM-3PA | PCT | FTM-FTA            | PCT  | REB-AVG | AST | BLK | STL | PTS-AVG |
|---------|--------------------|-----|---------|------|---------|-----|--------------------|------|---------|-----|-----|-----|---------|
| 1980-81 | DNP                |     |         |      |         |     |                    |      |         |     |     |     |         |
| 1981-82 | 1-0                | --- | 0-2     | .000 | ---     | --- | 0-0                | .000 | 1-1.0   | 1   | 0   | 2   | 0-0.0   |
| 1982-83 | NO STATS AVAILABLE |     |         |      |         |     | NO STATS AVAILABLE |      |         |     |     |     |         |
| 1983-84 | 31-30              | --- | 129-309 | .417 | ---     | --- | 23-34              | .676 | 76-2.5  | 65  | 9   | 46  | 281-9.1 |
| 1984-85 | 28-9               | --- | 93-216  | .431 | ---     | --- | 31-51              | .608 | 79-2.8  | 69  | 12  | 50  | 217-7.8 |
| TOTAL   |                    |     |         |      |         |     |                    |      |         |     |     |     |         |

### KELSEY MARSHALL (2017-PRES)

| YEAR    | GP-GS  | MPG  | FGM-FGA  | PCT  | 3PM-3PA | PCT  | FTM-FTA | PCT  | REB-AVG | AST | BLK | STL | PTS-AVG  |
|---------|--------|------|----------|------|---------|------|---------|------|---------|-----|-----|-----|----------|
| 2017-18 | 31-0   | 19.3 | 80-221   | .362 | 51-155  | .329 | 37-50   | .740 | 68-2.2  | 39  | 1   | 25  | 248-8.0  |
| 2018-19 | 34-20  | 23.3 | 94-248   | .379 | 67-179  | .374 | 11-18   | .611 | 78-2.3  | 60  | 5   | 26  | 266-7.8  |
| 2019-20 | 30-29  | 27.7 | 118-299  | .395 | 74-206  | .359 | 31-43   | .721 | 68-2.3  | 72  | 8   | 27  | 341-11.4 |
| 2020-21 | 21-19  | 28.5 | 98-275   | .356 | 49-166  | .295 | 33-46   | .717 | 61-2.9  | 37  | 3   | 21  | 278-13.2 |
| TOTAL   | 116-68 | 24.3 | 390-1043 | .374 | 241-706 | .341 | 112-157 | .713 | 275-2.4 | 208 | 17  | 99  | 1133-9.8 |

### TANIA MARTIN (1985-87)

| YEAR    | GP-GS | MPG | FGM-FGA | PCT  | 3PM-3PA | PCT | FTM-FTA | PCT  | REB-AVG | AST | BLK | STL | PTS-AVG |
|---------|-------|-----|---------|------|---------|-----|---------|------|---------|-----|-----|-----|---------|
| 1985-86 | 18-3  | 9.8 | 11-42   | .262 | ---     | --- | 7-10    | .700 | 20-1.1  | 16  | 1   | 7   | 29-1.6  |
| 1986-87 | 6-0   | 3.8 | 3-8     | .375 | ---     | --- | 0-1     | .000 | 3-0.5   | 1   | 0   | 0   | 6-1.0   |
| TOTAL   | 24-3  | 6.8 | 14-50   | .280 | ---     | --- | 7-11    | .636 | 23-1.0  | 17  | 1   | 8   | 35-1.5  |





# CAREER STATS: MAS-MEL

## TAYLOR MASON (2017-21)

| YEAR    | GP-GS  | MPG  | FGM-FGA | PCT  | 3PM-3PA | PCT  | FTM-FTA | PCT  | REB-AVG | AST | BLK | STL | PTS-AVG |
|---------|--------|------|---------|------|---------|------|---------|------|---------|-----|-----|-----|---------|
| 2017-18 | 32-0   | 12.4 | 26-79   | .329 | 4-15    | .267 | 22-37   | .595 | 46-1.4  | 23  | 0   | 13  | 78-2.4  |
| 2018-19 | 34-0   | 15.9 | 31-100  | .310 | 8-36    | .222 | 34-45   | .756 | 68-2.0  | 41  | 1   | 11  | 104-3.1 |
| 2019-20 | 28-1   | 18.9 | 44-141  | .312 | 14-53   | .264 | 31-44   | .705 | 55-2.0  | 30  | 3   | 17  | 133-4.8 |
| 2020-21 | 22-19  | 28.2 | 60-174  | .345 | 11-42   | .262 | 42-63   | .667 | 97-4.4  | 47  | 0   | 20  | 173-7.9 |
| TOTAL   | 116-20 | 18.0 | 161-494 | .326 | 37-146  | .253 | 129-189 | .683 | 266-2.3 | 141 | 4   | 61  | 488-4.2 |

## NAOMI MBANDU (2020-PRES)

| YEAR    | GP-GS | MPG  | FGM-FGA | PCT  | 3PM-3PA | PCT  | FTM-FTA | PCT  | REB-AVG | AST | BLK | STL | PTS-AVG |
|---------|-------|------|---------|------|---------|------|---------|------|---------|-----|-----|-----|---------|
| 2020-21 | 22-16 | 25.9 | 62-133  | .466 | 10-33   | .303 | 43-52   | .827 | 104-4.7 | 36  | 4   | 31  | 177-8.0 |
| TOTAL   | 22-16 | 25.9 | 62-133  | .466 | 10-33   | .303 | 43-52   | .827 | 104-4.7 | 36  | 4   | 31  | 177-8.0 |

## CAROLYN MCCARTHY (1981-83)

| YEAR    | GP-GS              | MPG | FGM-FGA | PCT  | 3PM-3PA | PCT | FTM-FTA            | PCT  | REB-AVG | AST | BLK | STL | PTS-AVG |
|---------|--------------------|-----|---------|------|---------|-----|--------------------|------|---------|-----|-----|-----|---------|
| 1981-82 | 21-0               | --- | 14-33   | .424 | ---     | --- | 19-29              | .655 | 23-1.1  | 19  | 0   | 13  | 47-2.2  |
| 1982-83 | NO STATS AVAILABLE |     |         |      |         |     | NO STATS AVAILABLE |      |         |     |     |     |         |
| TOTAL   | NO STATS AVAILABLE |     |         |      |         |     | NO STATS AVAILABLE |      |         |     |     |     |         |

## YALONDA McCORMICK (2001-05)

| YEAR    | GP-GS  | MPG  | FGM-FGA  | PCT  | 3PM-3PA | PCT  | FTM-FTA | PCT  | REB-AVG | AST | BLK | STL | PTS-AVG    |
|---------|--------|------|----------|------|---------|------|---------|------|---------|-----|-----|-----|------------|
| 2001-02 | 17-0   |      | 21-72    | .292 | 1-9     | .111 | 7-11    | .636 | 22-1.3  | 30  | 0   | 9   | 50-2.9     |
| 2002-03 | 31-31  | 30.5 | 125-300  | .417 | 17-52   | .327 | 49-69   | .710 | 98-3.2  | 185 | 7   | 100 | 316-10.2   |
| 2003-04 | 29-29  | 38.1 | 126-333  | .378 | 52-145  | .359 | 50-65   | .769 | 114-3.9 | 157 | 11  | 93  | 354-12.2   |
| 2004-05 | 28-27  | 36.4 | 139-369  | .377 | 40-136  | .294 | 34-53   | .642 | 117-4.2 | 167 | 7   | 78  | 352-12.6   |
| TOTAL   | 105-87 |      | 411-1074 | .383 | 110-342 | .322 | 140-198 | .707 | 351-3.3 | 539 | 25  | 280 | 1,072-10.2 |

## JOHONNA MCCRAY (1980-81; 1982-83)

| YEAR    | GP-GS | MPG | FGM-FGA | PCT  | 3PM-3PA | PCT | FTM-FTA | PCT  | REB-AVG | AST | BLK | STL | PTS-AVG |
|---------|-------|-----|---------|------|---------|-----|---------|------|---------|-----|-----|-----|---------|
| 1980-81 | 25-0  | --- | 36-104  | .346 | ---     | --- | 10-22   | .455 | 82-3.3  | 1   | 13  | 12  | 82-3.3  |
| 1981-82 | DNP   |     |         |      |         |     |         |      |         |     |     |     |         |
| 1982-83 | ---   | --- | 35-81   | .432 | ---     | --- | 14-31   | .452 | 83-3.6  | ?   | ?   | ?   | 84-3.7  |
| TOTAL   |       |     |         |      |         |     |         |      |         |     |     |     |         |

## MARGARET MCCRYSTAL (1976-79)

| YEAR    | GP-GS              | MPG | FGM-FGA | PCT | 3PM-3PA            | PCT | FTM-FTA            | PCT                | REB-AVG | AST | BLK | STL | PTS-AVG |
|---------|--------------------|-----|---------|-----|--------------------|-----|--------------------|--------------------|---------|-----|-----|-----|---------|
| 1976-77 | NO STATS AVAILABLE |     |         |     |                    |     | NO STATS AVAILABLE |                    |         |     |     |     |         |
| 1977-78 | NO STATS AVAILABLE |     |         |     | NO STATS AVAILABLE |     |                    | NO STATS AVAILABLE |         |     |     |     |         |
| 1978-79 | NO STATS AVAILABLE |     |         |     |                    |     | NO STATS AVAILABLE |                    |         |     |     |     |         |
| TOTAL   | NO STATS AVAILABLE |     |         |     |                    |     | NO STATS AVAILABLE |                    |         |     |     |     |         |

## RONNIE MCGARRY (1990-94)

| YEAR    | GP-GS   | MPG  | FGM-FGA | PCT  | 3PM-3PA | PCT   | FTM-FTA | PCT  | REB-AVG | AST | BLK | STL | PTS-AVG |
|---------|---------|------|---------|------|---------|-------|---------|------|---------|-----|-----|-----|---------|
| 1990-91 | 30-30   | 32.0 | 123-291 | .423 | 1-2     | .500  | 42-81   | .519 | 139-4.6 | 79  | 11  | 66  | 289-9.6 |
| 1991-92 | 32-32   | 27.4 | 90-185  | .486 | 0-1     | .000  | 31-50   | .620 | 143-4.5 | 45  | 16  | 62  | 211-6.6 |
| 1992-93 | 28-24   | 26.6 | 49-141  | .348 | 0-2     | .0000 | 19-33   | .576 | 154-5.5 | 38  | 8   | 47  | 117-4.2 |
| 1993-94 | 27-26   | 30.2 | 64-171  | .374 | 1-7     | .143  | 52-89   | .584 | 119-4.4 | 53  | 16  | 49  | 181-6.7 |
| TOTAL   | 117-112 | 29.1 | 326-788 | .414 | 2-12    | .167  | 144-253 | .569 | 555-4.7 | 215 | 52  | 224 | 798-6.8 |

## TONI MCGRAW (1987-88)

| YEAR    | GP-GS | MPG | FGM-FGA | PCT  | 3PM-3PA | PCT  | FTM-FTA | PCT  | REB-AVG | AST | BLK | STL | PTS-AVG |
|---------|-------|-----|---------|------|---------|------|---------|------|---------|-----|-----|-----|---------|
| 1987-88 | 12-0  | 4.8 | 7-19    | .368 | 0-0     | .000 | 3-4     | .750 | 9-0.8   | 7   | 0   | 5   | 17-1.4  |
| TOTAL   | 12-0  | 4.8 | 7-19    | .368 | 0-0     | .000 | 3-4     | .750 | 9-0.8   | 7   | 0   | 5   | 17-1.4  |

## SURIYA MCGUIRE (2011-15)

| YEAR    | GP-GS  | MPG  | FGM-FGA | PCT  | 3PM-3PA | PCT  | FTM-FTA | PCT  | REB-AVG | AST | BLK | STL | PTS-AVG |
|---------|--------|------|---------|------|---------|------|---------|------|---------|-----|-----|-----|---------|
| 2011-12 | 31-0   | 10.4 | 39-92   | .424 | 3-8     | .375 | 19-32   | .594 | 53-1.7  | 24  | 11  | 26  | 100-3.2 |
| 2012-13 | 32-21  | 24.1 | 92-250  | .368 | 6-29    | .207 | 40-72   | .556 | 116-3.6 | 72  | 22  | 44  | 230-7.2 |
| 2013-14 | 31-20  | 24.8 | 115-269 | .428 | 4-27    | .148 | 52-92   | .565 | 140-4.5 | 51  | 31  | 43  | 286-9.2 |
| 2014-15 | 33-26  | 21.6 | 71-207  | .343 | 11-44   | .250 | 61-105  | .581 | 142-4.3 | 50  | 12  | 33  | 214-6.5 |
| TOTAL   | 127-67 | 20.3 | 317-818 | .388 | 24-108  | .222 | 172-301 | .571 | 451-3.6 | 197 | 76  | 146 | 830-6.5 |

## LISA MELENDEZ (1991-92)

| YEAR    | GP-GS | MPG | FGM-FGA | PCT  | 3PM-3PA | PCT  | FTM-FTA | PCT  | REB-AVG | AST | BLK | STL | PTS-AVG |
|---------|-------|-----|---------|------|---------|------|---------|------|---------|-----|-----|-----|---------|
| 1991-92 | 12-0  | 2.4 | 0-6     | .000 | 0-0     | .000 | 2-5     | .400 | 6-0.5   | 1   | 1   | 4   | 2-0.2   |
| TOTAL   | 12-0  | 2.4 | 0-6     | .000 | 0-0     | .000 | 2-5     | .400 | 6-0.5   | 1   | 1   | 4   | 2-0.2   |

## CAREER STATS: MEN-MOU

### YASMIN MENDOZA (1992-94)

| YEAR    | GP-GS | MPG | FGM-FGA | PCT  | 3PM-3PA | PCT  | FTM-FTA | PCT  | REB-AVG | AST | BLK | STL | PTS-AVG |
|---------|-------|-----|---------|------|---------|------|---------|------|---------|-----|-----|-----|---------|
| 1992-93 | 3-0   | 2.0 | 1-3     | .333 | 0-1     | .000 | 0-1     | .000 | 2-0.7   | 1   | 0   | 1   | 2-0.7   |
| 1993-94 | 1-0   | 3.0 | 1-2     | .500 | 0-1     | .000 | 0-0     | .000 | 0-0.0   | 1   | 0   | 1   | 2-2.0   |
| TOTAL   | 4-0   | 2.5 | 2-5     | .400 | 0-2     | .000 | 0-1     | .000 | 2-0.7   | 2   | 0   | 2   | 4-1.0   |

### LAUVE METCALFE (1972-73)

| YEAR    | GP-GS              | MPG | FGM-FGA | PCT | 3PM-3PA | PCT | FTM-FTA            | PCT | REB-AVG | AST | BLK | STL | PTS-AVG |
|---------|--------------------|-----|---------|-----|---------|-----|--------------------|-----|---------|-----|-----|-----|---------|
| 1972-73 | NO STATS AVAILABLE |     |         |     |         |     | NO STATS AVAILABLE |     |         |     |     |     |         |
| TOTAL   | NO STATS AVAILABLE |     |         |     |         |     | NO STATS AVAILABLE |     |         |     |     |     |         |

### LYNN MILLER (1972-73)

| YEAR    | GP-GS              | MPG | FGM-FGA | PCT | 3PM-3PA | PCT | FTM-FTA            | PCT | REB-AVG | AST | BLK | STL | PTS-AVG |
|---------|--------------------|-----|---------|-----|---------|-----|--------------------|-----|---------|-----|-----|-----|---------|
| 1972-73 | NO STATS AVAILABLE |     |         |     |         |     | NO STATS AVAILABLE |     |         |     |     |     |         |
| TOTAL   | NO STATS AVAILABLE |     |         |     |         |     | NO STATS AVAILABLE |     |         |     |     |     |         |

### KATHY MITCHELL (1978-79)

| YEAR    | GP-GS              | MPG | FGM-FGA | PCT | 3PM-3PA | PCT | FTM-FTA            | PCT | REB-AVG | AST | BLK | STL | PTS-AVG |
|---------|--------------------|-----|---------|-----|---------|-----|--------------------|-----|---------|-----|-----|-----|---------|
| 1978-79 | NO STATS AVAILABLE |     |         |     |         |     | NO STATS AVAILABLE |     |         |     |     |     |         |
| TOTAL   | NO STATS AVAILABLE |     |         |     |         |     | NO STATS AVAILABLE |     |         |     |     |     |         |

### NICKKI MITCHELL (1992-94)

| YEAR    | GP-GS | MPG  | FGM-FGA | PCT  | 3PM-3PA | PCT  | FTM-FTA | PCT  | REB-AVG | AST | BLK | STL | PTS-AVG  |
|---------|-------|------|---------|------|---------|------|---------|------|---------|-----|-----|-----|----------|
| 1992-93 | 27-2  | 8.3  | 18-39   | .462 | 2-6     | .333 | 22-34   | .647 | 25-0.9  | 24  | 0   | 16  | 60-2.2   |
| 1993-94 | 27-27 | 33.6 | 121-307 | .394 | 41-133  | .308 | 50-85   | .588 | 89-3.3  | 65  | 3   | 45  | 333-12.3 |
| TOTAL   | 54-29 | 21.0 | 139-346 | .402 | 43-139  | .309 | 72-119  | .605 | 114-2.1 | 89  | 3   | 61  | 393-7.3  |

### BEATRICE MOMPREMIER (2017-20)

| YEAR    | GP-GS | MPG  | FGM-FGA | PCT  | 3PM-3PA | PCT  | FTM-FTA | PCT  | REB-AVG  | AST | BLK | STL | PTS-AVG  |
|---------|-------|------|---------|------|---------|------|---------|------|----------|-----|-----|-----|----------|
| 2017-18 | DNP   |      |         |      |         |      |         |      |          |     |     |     |          |
| 2018-19 | 33-32 | 29.5 | 223-422 | .528 | 1-3     | .333 | 103-178 | .579 | 401-12.2 | 31  | 34  | 31  | 550-16.7 |
| 2019-20 | 17-14 | 25.9 | 110-211 | .521 | 4-13    | .308 | 62-88   | .705 | 167-9.8  | 10  | 24  | 18  | 286-16.8 |
| TOTAL   | 50-46 | 28.3 | 333-633 | .526 | 5-16    | .313 | 165-266 | .620 | 568-11.4 | 41  | 58  | 49  | 836-16.7 |

### DAMISHA MOORE (2007-09)

| YEAR    | GP-GS | MPG  | FGM-FGA | PCT  | 3PM-3PA | PCT  | FTM-FTA | PCT  | REB-AVG | AST | BLK | STL | PTS-AVG |
|---------|-------|------|---------|------|---------|------|---------|------|---------|-----|-----|-----|---------|
| 2007-08 | 18-3  | 12.5 | 25-69   | .362 | 3-22    | .136 | 4-5     | .800 | 44-2.4  | 15  | 4   | 4   | 57-3.2  |
| 2008-09 | 22-8  | 9.7  | 23-66   | .348 | 2-16    | .125 | 4-8     | .500 | 18-0.8  | 19  | 3   | 11  | 52-2.4  |
| TOTAL   | 40-11 | 11.0 | 48-135  | .356 | 5-38    | .132 | 8-13    | .615 | 62-1.6  | 34  | 7   | 15  | 109-2.7 |

### SARAH MORTENSEN (2016-19)

| YEAR    | GP-GS | MPG  | FGM-FGA | PCT  | 3PM-3PA | PCT  | FTM-FTA | PCT  | REB-AVG | AST | BLK | STL | PTS-AVG |
|---------|-------|------|---------|------|---------|------|---------|------|---------|-----|-----|-----|---------|
| 2016-17 | 30-0  | 7.2  | 26-69   | .377 | 16-40   | .400 | 4-9     | .444 | 50-1.7  | 13  | 2   | 4   | 72-2.4  |
| 2017-18 | 26-5  | 13.3 | 34-90   | .378 | 15-51   | .294 | 11-17   | .647 | 56-2.2  | 8   | 5   | 9   | 94-3.6  |
| 2018-19 | 34-1  | 10.0 | 34-88   | .386 | 29-72   | .403 | 3-8     | .375 | 43-1.3  | 15  | 3   | 11  | 100-2.9 |
| TOTAL   | 90-6  | 10.0 | 94-247  | .381 | 60-163  | .368 | 18-34   | .529 | 149-1.7 | 36  | 10  | 24  | 266-3.0 |

### ROCHELLE MOSS (1973-75)

| YEAR    | GP-GS              | MPG | FGM-FGA | PCT | 3PM-3PA | PCT | FTM-FTA            | PCT | REB-AVG | AST | BLK | STL | PTS-AVG |
|---------|--------------------|-----|---------|-----|---------|-----|--------------------|-----|---------|-----|-----|-----|---------|
| 1973-74 | NO STATS AVAILABLE |     |         |     |         |     | NO STATS AVAILABLE |     |         |     |     |     |         |
| 1974-75 | NO STATS AVAILABLE |     |         |     |         |     | NO STATS AVAILABLE |     |         |     |     |     |         |
| TOTAL   | NO STATS AVAILABLE |     |         |     |         |     | NO STATS AVAILABLE |     |         |     |     |     |         |

### ADRIENNE MOTLEY (2013-17)

| YEAR    | GP-GS   | MPG  | FGM-FGA  | PCT  | 3PM-3PA | PCT  | FTM-FTA | PCT  | REB-AVG | AST | BLK | STL | PTS-AVG    |
|---------|---------|------|----------|------|---------|------|---------|------|---------|-----|-----|-----|------------|
| 2013-14 | 31-28   | 29.3 | 128-288  | .444 | 21-70   | .300 | 66-91   | .725 | 122-3.9 | 82  | 5   | 39  | 343-11.1   |
| 2014-15 | 33-33   | 31.4 | 214-435  | .492 | 35-99   | .354 | 94-123  | .764 | 139-4.2 | 68  | 3   | 47  | 557-16.9   |
| 2015-16 | 33-33   | 30.3 | 191-440  | .529 | 58-159  | .365 | 79-103  | .767 | 119-3.6 | 84  | 2   | 53  | 519-15.7   |
| 2016-17 | 32-32   | 30.1 | 156-374  | .417 | 55-149  | .359 | 58-79   | .734 | 93-2.9  | 86  | 12  | 34  | 425-13.3   |
| TOTAL   | 129-126 | 30.3 | 689-1537 | .448 | 169-477 | .354 | 297-396 | .750 | 473-3.7 | 320 | 22  | 173 | 1,844-14.3 |

### LORRAINE MOUNTS (1978-79)

| YEAR    | GP-GS              | MPG | FGM-FGA | PCT | 3PM-3PA | PCT | FTM-FTA            | PCT | REB-AVG | AST | BLK | STL | PTS-AVG |
|---------|--------------------|-----|---------|-----|---------|-----|--------------------|-----|---------|-----|-----|-----|---------|
| 1978-79 | NO STATS AVAILABLE |     |         |     |         |     | NO STATS AVAILABLE |     |         |     |     |     |         |
| TOTAL   | NO STATS AVAILABLE |     |         |     |         |     | NO STATS AVAILABLE |     |         |     |     |     |         |





# CAREER STATS: MUL-OLS

## NANCY MULKIEWICZ (1973-74)

| YEAR    | GP-GS              | MPG | FGM-FGA | PCT | 3PM-3PA | PCT | FTM-FTA | PCT | REB-AVG | AST | BLK | STL | PTS-AVG |
|---------|--------------------|-----|---------|-----|---------|-----|---------|-----|---------|-----|-----|-----|---------|
| 1973-74 | NO STATS AVAILABLE |     |         |     |         |     |         |     |         |     |     |     |         |
| TOTAL   | NO STATS AVAILABLE |     |         |     |         |     |         |     |         |     |     |     |         |

## ANNETTE MULLIN (1987-88)

| YEAR    | GP-GS              | MPG | FGM-FGA | PCT | 3PM-3PA | PCT | FTM-FTA | PCT | REB-AVG | AST | BLK | STL | PTS-AVG |
|---------|--------------------|-----|---------|-----|---------|-----|---------|-----|---------|-----|-----|-----|---------|
| 1987-88 | NO STATS AVAILABLE |     |         |     |         |     |         |     |         |     |     |     |         |
| TOTAL   | NO STATS AVAILABLE |     |         |     |         |     |         |     |         |     |     |     |         |

## MECHELLE MURRAY (1994-98)

| YEAR    | GP-GS              | MPG  | FGM-FGA | PCT  | 3PM-3PA | PCT  | FTM-FTA | PCT  | REB-AVG | AST | BLK | STL | PTS-AVG |
|---------|--------------------|------|---------|------|---------|------|---------|------|---------|-----|-----|-----|---------|
| 1994-95 | 19-1               | 12.3 | 36-92   | .391 | 9-30    | .300 | 13-20   | .650 | 47-2.5  | 11  | 3   | 27  | 94-4.9  |
| 1995-96 | 26-0               | 10.1 | 32-96   | .333 | 3-22    | .136 | 13-20   | .650 | 43-1.7  | 7   | 2   | 13  | 80-3.1  |
| 1996-97 | NO STATS AVAILABLE |      |         |      |         |      |         |      |         |     |     |     |         |
| 1997-98 | 27-17              | 17.7 | 62-178  | .348 | 16-55   | .291 | 45-65   | .692 | 93-3.4  | 26  | 7   | 25  | 185-6.9 |
| TOTAL   |                    |      |         |      |         |      |         |      |         |     |     |     |         |

## SHERON MURRAY (1993-96)

| YEAR    | GP-GS | MPG  | FGM-FGA | PCT  | 3PM-3PA | PCT  | FTM-FTA | PCT  | REB-AVG | AST | BLK | STL | PTS-AVG  |
|---------|-------|------|---------|------|---------|------|---------|------|---------|-----|-----|-----|----------|
| 1993-94 | 26-12 | 17.7 | 67-179  | .374 | 7-13    | .538 | 12-22   | .545 | 89-3.4  | 15  | 5   | 24  | 153-5.9  |
| 1994-95 | 22-17 | 26.0 | 109-274 | .398 | 3-15    | .200 | 15-33   | .455 | 117-5.3 | 19  | 5   | 24  | 236-10.7 |
| 1995-96 | 10-0  | 5.3  | 7-21    | .333 | 0-0     | .000 | 6-9     | .667 | 8-0.8   | 3   | 0   | 1   | 20-2.0   |
| TOTAL   | 58-29 | 16.3 | 183-474 | .386 | 10-28   | .357 | 33-64   | .516 | 214-3.7 | 37  | 10  | 49  | 409-7.1  |

## BOBBI NAGEL (1975-76)

| YEAR    | GP-GS              | MPG | FGM-FGA | PCT | 3PM-3PA | PCT | FTM-FTA | PCT | REB-AVG | AST | BLK | STL | PTS-AVG |
|---------|--------------------|-----|---------|-----|---------|-----|---------|-----|---------|-----|-----|-----|---------|
| 1975-76 | NO STATS AVAILABLE |     |         |     |         |     |         |     |         |     |     |     |         |
| TOTAL   | NO STATS AVAILABLE |     |         |     |         |     |         |     |         |     |     |     |         |

## DONA NANDO (1997-01)

| YEAR    | GP-GS | MPG  | FGM-FGA | PCT  | 3PM-3PA | PCT  | FTM-FTA | PCT   | REB-AVG | AST | BLK | STL | PTS-AVG |
|---------|-------|------|---------|------|---------|------|---------|-------|---------|-----|-----|-----|---------|
| 1997-98 | 19-0  | 5.1  | 3-11    | .273 | 0-0     | .000 | 8-9     | .889  | 8-0.4   | 9   | 1   | 5   | 14-0.7  |
| 1998-99 | 9-0   | 2.2  | 0-3     | .000 | 0-0     | .000 | 2-2     | 1.000 | 2-0.2   | 2   | 0   | 0   | 2-0.2   |
| 1999-00 | 15-1  | 11.9 | 27-59   | .458 | 7-15    | .467 | 14-22   | .636  | 25-1.7  | 16  | 0   | 11  | 75-5.0  |
| 2000-01 | 27-14 | 19.0 | 29-99   | .293 | 5-27    | .185 | 15-20   | .750  | 42-1.6  | 48  | 0   | 30  | 78-2.9  |
| TOTAL   | 70-15 | 9.6  | 59-172  | .343 | 12-42   | .286 | 39-53   | .736  | 77-1.1  | 75  | 1   | 46  | 169-2.4 |

## LORI NELSON (1979-81)

| YEAR    | GP-GS | MPG | FGM-FGA | PCT  | 3PM-3PA | PCT | FTM-FTA | PCT  | REB-AVG | AST | BLK | STL | PTS-AVG |
|---------|-------|-----|---------|------|---------|-----|---------|------|---------|-----|-----|-----|---------|
| 1979-80 | 28-2  | --- | 53-121  | .438 | ---     | --- | 20-37   | .540 | 60-2.1  | 10  | 9   | 17  | 126-4.5 |
| 1980-81 | 23-0  | --- | 43-100  | .430 | ---     | --- | 26-41   | .634 | 59-2.6  | 17  | 3   | 10  | 112-4.9 |
| TOTAL   | 51-2  | --- | 96-221  | .434 | ---     | --- | 46-78   | .590 | 119-2.3 | 27  | 12  | 27  | 238-4.7 |

## RACHEL OATES (1997-98)

| YEAR    | GP-GS | MPG | FGM-FGA | PCT   | 3PM-3PA | PCT  | FTM-FTA | PCT  | REB-AVG | AST | BLK | STL | PTS-AVG |
|---------|-------|-----|---------|-------|---------|------|---------|------|---------|-----|-----|-----|---------|
| 1997-98 | 2-0   | 1.5 | 0-2     | .000  | 0-0     | .000 | 0-0     | .000 | 0-0.0   | 0   | 0   | 0   | 0-0.0   |
| 1998-99 | 5-0   | 1.4 | 2-2     | 1.000 | 0-0     | .000 | 1-2     | .500 | 0-0.0   | 0   | 0   | 1   | 5-1.0   |
| TOTAL   | 7-0   | 1.5 | 2-4     | .500  | 0-0     | .000 | 1-2     | .500 | 0-0.0   | 0   | 0   | 1   | 5-0.7   |

## CAMILLA ÖSTH (1997-01)

| YEAR    | GP-GS | MPG  | FGM-FGA | PCT  | 3PM-3PA | PCT  | FTM-FTA | PCT  | REB-AVG | AST | BLK | STL | PTS-AVG |
|---------|-------|------|---------|------|---------|------|---------|------|---------|-----|-----|-----|---------|
| 1997-98 | 25-0  | 7.2  | 6-27    | .222 | 1-8     | .125 | 2-4     | .500 | 17-0.7  | 11  | 6   | 6   | 15-0.6  |
| 1998-99 | 27-0  | 8.9  | 19-54   | .352 | 3-6     | .500 | 6-10    | .600 | 28-1.0  | 4   | 2   | 2   | 47-1.7  |
| 1999-00 | 15-15 | 21.1 | 38-87   | .437 | 0-1     | .000 | 16-25   | .640 | 40-2.7  | 16  | 5   | 10  | 92-6.1  |
| 2000-01 | 27-8  | 16.6 | 37-110  | .336 | 2-6     | .333 | 10-14   | .714 | 56-2.1  | 25  | 9   | 19  | 86-3.2  |
| TOTAL   | 94-23 | 13.5 | 100-278 | .360 | 6-21    | .386 | 34-53   | .642 | 141-1.5 | 56  | 22  | 37  | 240-2.6 |

## CHRISTINE OLSON (1992-96)

| YEAR    | GP-GS | MPG  | FGM-FGA | PCT  | 3PM-3PA | PCT  | FTM-FTA | PCT  | REB-AVG | AST | BLK | STL | PTS-AVG |
|---------|-------|------|---------|------|---------|------|---------|------|---------|-----|-----|-----|---------|
| 1992-93 | 27-0  | 7.6  | 20-46   | .435 | 0-0     | .000 | 15-23   | .652 | 40-1.5  | 2   | 9   | 6   | 55-2.0  |
| 1993-94 | 5-4   | 15.6 | 14-29   | .483 | 0-0     | .000 | 1-6     | .167 | 13-2.6  | 1   | 1   | 2   | 29-5.8  |
| 1994-95 | 23-8  | 10.4 | 22-56   | .393 | 0-0     | .000 | 7-14    | .500 | 47-2.0  | 4   | 5   | 7   | 51-2.2  |
| 1995-96 | 20-4  | 6.8  | 11-24   | .458 | 0-0     | .000 | 3-7     | .429 | 14-0.7  | 2   | 2   | 6   | 25-1.3  |
| TOTAL   | 75-16 | 10.1 | 67-155  | .432 | 0-0     | .000 | 26-50   | .520 | 114-1.5 | 9   | 17  | 21  | 160-2.1 |

## CAREER STATS: OSE-PRE

### LEE ANNA OSEI (2009-10)

| YEAR    | GP-GS | MPG | FGM-FGA | PCT  | 3PM-3PA | PCT  | FTM-FTA | PCT  | REB-AVG | AST | BLK | STL | PTS-AVG |
|---------|-------|-----|---------|------|---------|------|---------|------|---------|-----|-----|-----|---------|
| 2009-10 | 8-0   | 5.0 | 0-3     | .000 | 0-0     | .000 | 4-5     | .800 | 4-0.5   | 5   | 0   | 5   | 4-0.5   |
| TOTAL   | 8-0   | 5.0 | 0-3     | .000 | 0-0     | .000 | 4-5     | .800 | 4-0.5   | 5   | 0   | 5   | 4-0.5   |

### AMANDA PAPUGA (1999-02)

| YEAR    | GP-GS              | MPG  | FGM-FGA | PCT  | 3PM-3PA | PCT  | FTM-FTA            | PCT  | REB-AVG | AST | BLK | STL | PTS-AVG |
|---------|--------------------|------|---------|------|---------|------|--------------------|------|---------|-----|-----|-----|---------|
| 1999-00 | 14-1               | 13.2 | 23-60   | .383 | 7-20    | .350 | 9-16               | .562 | 15-1.1  | 22  | 0   | 6   | 62-4.4  |
| 2000-01 | 23-7               | 18.7 | 40-94   | .426 | 12-34   | .353 | 31-48              | .646 | 49-2.1  | 65  | 0   | 22  | 123-5.3 |
| 2001-02 | NO STATS AVAILABLE |      |         |      |         |      | NO STATS AVAILABLE |      |         |     |     |     |         |
| TOTAL   | NO STATS AVAILABLE |      |         |      |         |      | NO STATS AVAILABLE |      |         |     |     |     |         |

### NEYDJA PETITHOMME (2016-18)

| YEAR    | GP-GS | MPG  | FGM-FGA | PCT  | 3PM-3PA | PCT  | FTM-FTA | PCT  | REB-AVG | AST | BLK | STL | PTS-AVG |
|---------|-------|------|---------|------|---------|------|---------|------|---------|-----|-----|-----|---------|
| 2016-17 | 7-0   | 1.9  | 0-2     | .000 | 0-0     | .000 | 2-4     | .500 | 2-0.3   | 3   | 0   | 1   | 2-0.3   |
| 2017-18 | 21-0  | 13.4 | 22-62   | .355 | 12-36   | .333 | 11-14   | .786 | 32-1.5  | 36  | 0   | 12  | 67-3.2  |
| TOTAL   | 28-0  | 10.5 | 22-64   | .344 | 12-36   | .333 | 13-18   | .722 | 34-1.2  | 39  | 0   | 13  | 69-2.5  |

### FALLON PHANORD (2001-05)

| YEAR    | GP-GS              | MPG  | FGM-FGA | PCT  | 3PM-3PA | PCT  | FTM-FTA            | PCT  | REB-AVG | AST | BLK | STL | PTS-AVG |
|---------|--------------------|------|---------|------|---------|------|--------------------|------|---------|-----|-----|-----|---------|
| 2001-02 | NO STATS AVAILABLE |      |         |      |         |      | NO STATS AVAILABLE |      |         |     |     |     |         |
| 2002-03 | 18-0               | 9.1  | 10-31   | .323 | 0-1     | .000 | 5-11               | .455 | 22-1.2  | 12  | 0   | 13  | 25-1.4  |
| 2003-04 | 10-1               | 6.2  | 3-12    | .250 | 0-1     | .000 | 0-0                | .000 | 12-1.2  | 0   | 1   | 2   | 6-0.6   |
| 2004-05 | 29-29              | 26.5 | 50-142  | .352 | 2-13    | .154 | 32-49              | .653 | 109-3.8 | 49  | 12  | 39  | 134-4.6 |
| TOTAL   |                    |      |         |      |         |      |                    |      |         |     |     |     |         |

### JULI PIER (1980-81; 1982-85)

| YEAR    | GP-GS              | MPG | FGM-FGA | PCT  | 3PM-3PA | PCT | FTM-FTA            | PCT  | REB-AVG | AST | BLK | STL | PTS-AVG |
|---------|--------------------|-----|---------|------|---------|-----|--------------------|------|---------|-----|-----|-----|---------|
| 1980-81 | 14-0               | --- | 20-45   | .444 | ---     | --- | 13-23              | .565 | 36-2.6  | 5   | 13  | 6   | 53-3.8  |
| 1981-82 | DNP                |     |         |      |         |     |                    |      |         |     |     |     |         |
| 1982-83 | NO STATS AVAILABLE |     |         |      |         |     | NO STATS AVAILABLE |      |         |     |     |     |         |
| 1983-84 | 16-0               | --- | 8-18    | .444 | ---     | --- | 2-4                | .500 | 14-0.9  | 1   | 5   | 7   | 18-1.1  |
| 1984-85 | 8-0                | --- | 3-11    | .272 | ---     | --- | 0-1                | .000 | 13-1.7  | 4   | 3   | 0   | 6-0.9   |
| TOTAL   |                    |     |         |      |         |     |                    |      |         |     |     |     |         |

### VICKI PLOWDEN (1990-93)

| YEAR    | GP-GS | MPG  | FGM-FGA  | PCT  | 3PM-3PA | PCT  | FTM-FTA | PCT  | REB-AVG  | AST | BLK | STL | PTS-AVG    |
|---------|-------|------|----------|------|---------|------|---------|------|----------|-----|-----|-----|------------|
| 1990-91 | 28-27 | 26.8 | 194-360  | .539 | 0-0     | .000 | 67-108  | .620 | 281-10.0 | 18  | 27  | 53  | 455-16.3   |
| 1991-92 | 32-32 | 27.4 | 194-377  | .515 | 1-2     | .500 | 87-144  | .604 | 265-8.3  | 17  | 41  | 35  | 476-14.9   |
| 1992-93 | 31-31 | 29.0 | 191-418  | .457 | 2-5     | .400 | 89-143  | .622 | 311-10.0 | 44  | 40  | 64  | 473-15.3   |
| TOTAL   | 91-90 | 27.5 | 579-1155 | .501 | 3-7     | .429 | 243-395 | .615 | 857-9.4  | 79  | 108 | 152 | 1,404-15.4 |

### JILL POORMAN (1979-82)

| YEAR    | GP-GS | MPG | FGM-FGA | PCT  | 3PM-3PA | PCT | FTM-FTA | PCT  | REB-AVG | AST | BLK | STL | PTS-AVG  |
|---------|-------|-----|---------|------|---------|-----|---------|------|---------|-----|-----|-----|----------|
| 1979-80 | 34-30 | --- | 197-398 | .495 | ---     | --- | 83-140  | .593 | 259-7.6 | 20  | 11  | 61  | 477-14.0 |
| 1980-81 | DNP   |     |         |      |         |     |         |      |         |     |     |     |          |
| 1981-82 | 26-18 | --- | 83-182  | .456 | ---     | --- | 29-42   | .690 | 109-4.2 | 19  | 9   | 21  | 195-7.5  |
| TOTAL   | 60-48 | --- | 280-580 | .483 | ---     | --- | 112-182 | .615 | 368-6.1 | 39  | 20  | 82  | 672-11.2 |

### MICHELLE POULIN (1974-75)

| YEAR    | GP-GS              | MPG | FGM-FGA | PCT | 3PM-3PA | PCT | FTM-FTA            | PCT | REB-AVG | AST | BLK | STL | PTS-AVG |
|---------|--------------------|-----|---------|-----|---------|-----|--------------------|-----|---------|-----|-----|-----|---------|
| 1974-75 | NO STATS AVAILABLE |     |         |     |         |     | NO STATS AVAILABLE |     |         |     |     |     |         |
| TOTAL   | NO STATS AVAILABLE |     |         |     |         |     | NO STATS AVAILABLE |     |         |     |     |     |         |

### KHAILA PRATHER (2014-17; 2018-19)

| YEAR    | GP-GS | MPG  | FGM-FGA | PCT  | 3PM-3PA | PCT  | FTM-FTA | PCT  | REB-AVG | AST | BLK | STL | PTS-AVG |
|---------|-------|------|---------|------|---------|------|---------|------|---------|-----|-----|-----|---------|
| 2014-15 | 33-0  | 11.9 | 22-69   | .319 | 0-0     | .000 | 17-36   | .472 | 105-3.2 | 7   | 15  | 11  | 61-1.8  |
| 2015-16 | 33-2  | 10.6 | 24-67   | .358 | 0-0     | .000 | 14-35   | .400 | 88-2.7  | 5   | 9   | 16  | 62-1.9  |
| 2016-17 | 27-0  | 8.1  | 12-43   | .279 | 0-0     | .000 | 9-26    | .346 | 67-2.5  | 1   | 6   | 11  | 33-1.2  |
| 2018-19 | 21-1  | 10.1 | 14-31   | .452 | 0-0     | .000 | 9-18    | .500 | 46-2.2  | 5   | 6   | 7   | 37-1.8  |
| TOTAL   | 114-3 | 10.3 | 72-210  | .343 | 0-0     | .000 | 49-115  | .426 | 306-2.7 | 18  | 36  | 45  | 193-1.7 |

### SHANNON PRESSWOOD (2000-01)

| YEAR    | GP-GS | MPG | FGM-FGA | PCT  | 3PM-3PA | PCT  | FTM-FTA | PCT  | REB-AVG | AST | BLK | STL | PTS-AVG |
|---------|-------|-----|---------|------|---------|------|---------|------|---------|-----|-----|-----|---------|
| 2000-01 | 11-0  | 5.0 | 7-19    | .368 | 0-0     | .000 | 3-9     | .333 | 10-0.9  | 2   | 4   | 0   | 17-1.5  |
| TOTAL   | 11-0  | 5.0 | 7-19    | .368 | 0-0     | .000 | 3-9     | .333 | 10-0.9  | 2   | 4   | 0   | 17-1.5  |





# CAREER STATS: QUE-ROP

## LAURA QUEVEDO (2014-15)

| YEAR    | GP-GS | MPG  | FGM-FGA | PCT  | 3PM-3PA | PCT  | FTM-FTA | PCT  | REB-AVG | AST | BLK | STL | PTS-AVG |
|---------|-------|------|---------|------|---------|------|---------|------|---------|-----|-----|-----|---------|
| 2014-15 | 15-13 | 22.0 | 27-73   | .370 | 17-50   | .340 | 18-23   | .783 | 72-4.8  | 19  | 1   | 14  | 89-5.9  |
| TOTAL   | 15-13 | 22.0 | 27-73   | .370 | 17-50   | .340 | 18-23   | .783 | 72-4.8  | 19  | 1   | 14  | 89-5.9  |

## LINDA RAYAM (1974-75)

| YEAR    | GP-GS              | MPG | FGM-FGA | PCT | 3PM-3PA | PCT | FTM-FTA | PCT | REB-AVG | AST | BLK | STL | PTS-AVG |
|---------|--------------------|-----|---------|-----|---------|-----|---------|-----|---------|-----|-----|-----|---------|
| 1974-75 | NO STATS AVAILABLE |     |         |     |         |     |         |     |         |     |     |     |         |
| TOTAL   | NO STATS AVAILABLE |     |         |     |         |     |         |     |         |     |     |     |         |

## MAURITA REID (2006-08)

| YEAR    | GP-GS | MPG  | FGM-FGA | PCT  | 3PM-3PA | PCT  | FTM-FTA | PCT  | REB-AVG | AST | BLK | STL | PTS-AVG  |
|---------|-------|------|---------|------|---------|------|---------|------|---------|-----|-----|-----|----------|
| 2006-07 | 30-29 | 29.3 | 165-376 | .439 | 66-170  | .388 | 43-62   | .694 | 178-5.9 | 76  | 11  | 95  | 439-14.6 |
| 2007-08 | 30-30 | 29.2 | 164-418 | .392 | 76-219  | .347 | 54-83   | .651 | 168-5.6 | 71  | 4   | 110 | 458-15.3 |
| TOTAL   | 60-59 | 29.3 | 329-794 | .414 | 142-389 | .365 | 97-145  | .669 | 346-5.8 | 147 | 15  | 205 | 897-15.0 |

## DOTTIE RICHARDSON (1976-77; 1978-81)

| YEAR    | GP-GS              | MPG | FGM-FGA | PCT  | 3PM-3PA | PCT | FTM-FTA | PCT  | REB-AVG | AST | BLK | STL | PTS-AVG  |
|---------|--------------------|-----|---------|------|---------|-----|---------|------|---------|-----|-----|-----|----------|
| 1976-77 | NO STATS AVAILABLE |     |         |      |         |     |         |      |         |     |     |     |          |
| 1977-78 | DNP                |     |         |      |         |     |         |      |         |     |     |     |          |
| 1978-79 | NO STATS AVAILABLE |     |         |      |         |     |         |      |         |     |     |     |          |
| 1979-80 | 31-24              | --- | 111-249 | .446 | ---     | --- | 26-58   | .448 | 162-5.2 | 35  | 7   | 100 | 248-8.0  |
| 1980-81 | 38-38              | --- | 182-354 | .514 | ---     | --- | 37-83   | .446 | 284-7.5 | 60  | 5   | 105 | 401-10.6 |
| TOTAL   |                    |     |         |      |         |     |         |      |         |     |     |     |          |

## HOLLY RILINGER (1992-93)

| YEAR    | GP-GS | MPG  | FGM-FGA | PCT  | 3PM-3PA | PCT  | FTM-FTA | PCT  | REB-AVG | AST | BLK | STL | PTS-AVG  |
|---------|-------|------|---------|------|---------|------|---------|------|---------|-----|-----|-----|----------|
| 1992-93 | 28-27 | 35.5 | 150-397 | .378 | 52-140  | .371 | 90-105  | .857 | 89-3.2  | 91  | 1   | 29  | 442-15.8 |
| TOTAL   | 28-27 | 35.5 | 150-397 | .378 | 52-140  | .371 | 90-105  | .857 | 89-3.2  | 91  | 1   | 29  | 442-15.8 |

## REBECCA RIPLEY (2018-19)

| YEAR    | GP-GS | MPG | FGM-FGA | PCT  | 3PM-3PA | PCT  | FTM-FTA | PCT  | REB-AVG | AST | BLK | STL | PTS-AVG |
|---------|-------|-----|---------|------|---------|------|---------|------|---------|-----|-----|-----|---------|
| 2018-19 | 15-0  | 3.4 | 4-14    | .286 | 4-10    | .400 | 3-4     | .750 | 6-0.4   | 1   | 0   | 1   | 15-1.0  |
| TOTAL   | 15-0  | 3.4 | 4-14    | .286 | 4-10    | .400 | 3-4     | .750 | 6-0.4   | 1   | 0   | 1   | 15-1.0  |

## MARIA RIVERA (1984-88)

| YEAR    | GP-GS   | MPG  | FGM-FGA  | PCT  | 3PM-3PA | PCT  | FTM-FTA | PCT  | REB-AVG | AST | BLK | STL | PTS-AVG    |
|---------|---------|------|----------|------|---------|------|---------|------|---------|-----|-----|-----|------------|
| 1984-85 | 28-28   | ---  | 202-380  | .531 | ---     | ---  | 120-156 | .769 | 93-3.3  | 149 | 4   | 100 | 524-18.7   |
| 1985-86 | 27-27   | 37.7 | 230-533  | .432 | ---     | ---  | 119-163 | .730 | 118-4.4 | 89  | 2   | 77  | 579-21.4   |
| 1986-87 | 30-30   | 37.0 | 251-545  | .461 | ---     | ---  | 125-158 | .791 | 97-3.2  | 141 | 3   | 106 | 627-20.9   |
| 1987-88 | 27-27   | 36.3 | 209-473  | .442 | 66-177  | .373 | 144-174 | .828 | 102-3.8 | 108 | 3   | 99  | 628-23.3   |
| TOTAL   | 112-112 | ---  | 892-1931 | .462 | 66-177  | .373 | 508-651 | .780 | 410-3.7 | 487 | 12  | 382 | 2,358-21.1 |

## HEATHER ROBINSON (1994-95)

| YEAR    | GP-GS | MPG | FGM-FGA | PCT  | 3PM-3PA | PCT  | FTM-FTA | PCT  | REB-AVG | AST | BLK | STL | PTS-AVG |
|---------|-------|-----|---------|------|---------|------|---------|------|---------|-----|-----|-----|---------|
| 1994-95 | 8-0   | 4.5 | 4-10    | .400 | 0-1     | .000 | 1-2     | .500 | 7-0.9   | 2   | 0   | 1   | 9-1.1   |
| TOTAL   | 8-0   | 4.5 | 4-10    | .400 | 0-1     | .000 | 1-2     | .500 | 7-0.9   | 2   | 0   | 1   | 9-1.1   |

## SYDNEE ROBY (2019-21)

| YEAR    | GP-GS | MPG | FGM-FGA | PCT  | 3PM-3PA | PCT  | FTM-FTA | PCT  | REB-AVG | AST | BLK | STL | PTS-AVG |
|---------|-------|-----|---------|------|---------|------|---------|------|---------|-----|-----|-----|---------|
| 2019-20 | 29-2  | 8.7 | 24-49   | .490 | 0-0     | .000 | 30-54   | .556 | 47-1.6  | 4   | 18  | 4   | 78-2.7  |
| 2020-21 | 21-1  | 8.8 | 24-55   | .436 | 0-0     | .000 | 14-31   | .452 | 52-2.5  | 3   | 10  | 6   | 62-3.0  |
| TOTAL   | 50-3  | 8.7 | 48-104  | .462 | 0-0     | .000 | 44-85   | .518 | 99-2.0  | 7   | 28  | 10  | 140-2.8 |

## ASA ROOS (1987-88)

| YEAR    | GP-GS | MPG  | FGM-FGA | PCT  | 3PM-3PA | PCT  | FTM-FTA | PCT  | REB-AVG | AST | BLK | STL | PTS-AVG  |
|---------|-------|------|---------|------|---------|------|---------|------|---------|-----|-----|-----|----------|
| 1987-88 | 27-26 | 29.7 | 119-264 | .451 | 8-18    | .444 | 57-80   | .713 | 157-5.8 | 67  | 4   | 50  | 303-11.2 |
| TOTAL   | 27-26 | 29.7 | 119-264 | .451 | 8-18    | .444 | 57-80   | .713 | 157-5.8 | 67  | 4   | 50  | 303-11.2 |

## NANCY ROPER (1972-73)

| YEAR    | GP-GS              | MPG | FGM-FGA | PCT | 3PM-3PA | PCT | FTM-FTA | PCT | REB-AVG | AST | BLK | STL | PTS-AVG |
|---------|--------------------|-----|---------|-----|---------|-----|---------|-----|---------|-----|-----|-----|---------|
| 1972-73 | NO STATS AVAILABLE |     |         |     |         |     |         |     |         |     |     |     |         |
| TOTAL   | NO STATS AVAILABLE |     |         |     |         |     |         |     |         |     |     |     |         |

## CAREER STATS: ROS-SAU

### BIANCA ROSALES (1997-99)

| YEAR    | GP-GS | MPG | FGM-FGA | PCT  | 3PM-3PA | PCT  | FTM-FTA | PCT  | REB-AVG | AST | BLK | STL | PTS-AVG |
|---------|-------|-----|---------|------|---------|------|---------|------|---------|-----|-----|-----|---------|
| 1997-98 | DNP   |     | DNP     |      | DNP     |      | DNP     |      | DNP     |     | DNP |     |         |
| 1998-99 | 3-0   | 1.0 | 0-0     | .000 | 0-0     | .000 | 1-4     | .250 | 0-0.0   | 0   | 0   | 0   | 1-0.3   |
| TOTAL   | 3-0   | 1.0 | 0-0     | .000 | 0-0     | .000 | 1-4     | .250 | 0-0.0   | 0   | 0   | 0   | 1-0.3   |

### BARB RUBIN (1974-77)

| YEAR    | GP-GS              | MPG | FGM-FGA            | PCT | 3PM-3PA            | PCT | FTM-FTA            | PCT | REB-AVG | AST | BLK | STL | PTS-AVG |
|---------|--------------------|-----|--------------------|-----|--------------------|-----|--------------------|-----|---------|-----|-----|-----|---------|
| 1974-75 | NO STATS AVAILABLE |     |                    |     |                    |     | NO STATS AVAILABLE |     |         |     |     |     |         |
| 1975-76 |                    |     |                    |     | NO STATS AVAILABLE |     | NO STATS AVAILABLE |     |         |     |     |     |         |
| 1976-77 | NO STATS AVAILABLE |     |                    |     |                    |     | NO STATS AVAILABLE |     |         |     |     |     |         |
| TOTAL   | NO STATS AVAILABLE |     | NO STATS AVAILABLE |     |                    |     | NO STATS AVAILABLE |     |         |     |     |     |         |

### COLLEEN RUDELL (1984-88)

| YEAR    | GP-GS | MPG  | FGM-FGA | PCT  | 3PM-3PA | PCT  | FTM-FTA | PCT  | REB-AVG | AST | BLK | STL | PTS-AVG |
|---------|-------|------|---------|------|---------|------|---------|------|---------|-----|-----|-----|---------|
| 1984-85 | 28-0  | ---  | 19-73   | .260 | ---     | ---  | 18-23   | .783 | 17-0.7  | 36  | 0   | 28  | 56-2.0  |
| 1985-86 | 25-8  | 15.1 | 27-84   | .321 | ---     | ---  | 3-6     | .500 | 17-0.7  | 35  | 2   | 25  | 57-2.3  |
| 1986-87 | 18-0  | 11.4 | 14-46   | .304 | ---     | ---  | 3-5     | .600 | 6-0.3   | 9   | 0   | 11  | 31-1.7  |
| 1987-88 | 18-2  | 9.1  | 9-32    | .281 | 4-9     | .444 | 0-1     | .000 | 10-0.6  | 17  | 0   | 5   | 22-1.2  |
| TOTAL   | 89-10 | ---  | 69-235  | .294 | 4-9     | .444 | 24-35   | .686 | 50-0.6  | 97  | 2   | 69  | 166-1.9 |

### MEGHAN SAAKE (1999-03)

| YEAR    | GP-GS   | MPG  | FGM-FGA  | PCT  | 3PM-3PA | PCT  | FTM-FTA | PCT  | REB-AVG | AST | BLK | STL | PTS-AVG   |
|---------|---------|------|----------|------|---------|------|---------|------|---------|-----|-----|-----|-----------|
| 1999-00 | 29-29   | 27.4 | 85-250   | .340 | 2-19    | .105 | 22-55   | .400 | 115-4.0 | 71  | 18  | 49  | 194-6.7   |
| 2000-01 | 27-27   | 30.3 | 62-186   | .343 | 5-28    | .179 | 44-70   | .618 | 120-4.5 | 99  | 16  | 74  | 173-6.6   |
| 2001-02 | 31-31   |      | 139-348  | .401 | 30-94   | .322 | 38-50   | .760 | 152-4.9 | 125 | 25  | 121 | 346-11.2  |
| 2002-03 | 31-31   | 36.0 | 118-299  | .395 | 30-94   | .319 | 51-67   | .761 | 120-3.9 | 108 | 36  | 114 | 317-10.2  |
| TOTAL   | 118-118 |      | 404-1083 | .373 | 67-243  | .275 | 160-242 | .661 | 507-4.3 | 403 | 95  | 358 | 1,030-8.7 |

### EBONI SADLER (2006-07)

| YEAR    | GP-GS | MPG  | FGM-FGA | PCT  | 3PM-3PA | PCT  | FTM-FTA | PCT  | REB-AVG | AST | BLK | STL | PTS-AVG |
|---------|-------|------|---------|------|---------|------|---------|------|---------|-----|-----|-----|---------|
| 2006-07 | 15-0  | 11.4 | 14-57   | .246 | 3-23    | .130 | 11-16   | .688 | 31-2.1  | 6   | 9   | 11  | 42-2.8  |
| TOTAL   | 15-0  | 11.4 | 14-57   | .246 | 3-23    | .130 | 11-16   | .688 | 31-2.1  | 6   | 9   | 11  | 42-2.8  |

### KENZA SALGUES (2019-PRES)

| YEAR    | GP-GS | MPG | FGM-FGA | PCT  | 3PM-3PA | PCT  | FTM-FTA | PCT  | REB-AVG | AST | BLK | STL | PTS-AVG |
|---------|-------|-----|---------|------|---------|------|---------|------|---------|-----|-----|-----|---------|
| 2019-20 | 25-0  | 8.2 | 11-49   | .224 | 11-46   | .239 | 4-6     | .667 | 13      | 9   | 0   | 0   | 37      |
| 2020-21 | 4-0   | 3.0 | 0-1     | .000 | 0-1     | .000 | 0-0     | .000 | 0       | 0   | 0   | 0   | 0       |
| TOTAL   | 29-0  | 7.5 | 11-50   | .220 | 11-47   | .234 | 4-6     | .667 | 13      | 9   | 0   | 0   | 37      |

### ANITA SANDERSON (1973-74)

| YEAR    | GP-GS              | MPG | FGM-FGA | PCT | 3PM-3PA | PCT | FTM-FTA            | PCT | REB-AVG | AST | BLK | STL | PTS-AVG |
|---------|--------------------|-----|---------|-----|---------|-----|--------------------|-----|---------|-----|-----|-----|---------|
| 1973-74 | NO STATS AVAILABLE |     |         |     |         |     | NO STATS AVAILABLE |     |         |     |     |     |         |
| TOTAL   | NO STATS AVAILABLE |     |         |     |         |     | NO STATS AVAILABLE |     |         |     |     |     |         |

### KIM SANDS (1974-75)

| YEAR    | GP-GS              | MPG | FGM-FGA | PCT | 3PM-3PA | PCT | FTM-FTA            | PCT | REB-AVG | AST | BLK | STL | PTS-AVG |
|---------|--------------------|-----|---------|-----|---------|-----|--------------------|-----|---------|-----|-----|-----|---------|
| 1974-75 | NO STATS AVAILABLE |     |         |     |         |     | NO STATS AVAILABLE |     |         |     |     |     |         |
| TOTAL   | NO STATS AVAILABLE |     |         |     |         |     | NO STATS AVAILABLE |     |         |     |     |     |         |

### LYNDA SANTIAGO (1974-76)

| YEAR    | GP-GS              | MPG | FGM-FGA | PCT | 3PM-3PA | PCT | FTM-FTA            | PCT | REB-AVG | AST | BLK | STL | PTS-AVG |
|---------|--------------------|-----|---------|-----|---------|-----|--------------------|-----|---------|-----|-----|-----|---------|
| 1974-75 | NO STATS AVAILABLE |     |         |     |         |     | NO STATS AVAILABLE |     |         |     |     |     |         |
| 1975-76 | NO STATS AVAILABLE |     |         |     |         |     | NO STATS AVAILABLE |     |         |     |     |     |         |
| TOTAL   | NO STATS AVAILABLE |     |         |     |         |     | NO STATS AVAILABLE |     |         |     |     |     |         |

### KRYSTAL SAUNDERS (2010-14)

| YEAR    | GP-GS  | MPG  | FGM-FGA | PCT  | 3PM-3PA | PCT  | FTM-FTA | PCT  | REB-AVG | AST | BLK | STL | PTS-AVG |
|---------|--------|------|---------|------|---------|------|---------|------|---------|-----|-----|-----|---------|
| 2010-11 | 24-0   | 18.8 | 35-121  | .289 | 20-78   | .256 | 16-21   | .762 | 43-1.8  | 28  | 1   | 23  | 106-4.4 |
| 2011-12 | 32-6   | 15.8 | 39-132  | .295 | 10-55   | .182 | 16-21   | .762 | 67-2.1  | 36  | 0   | 25  | 104-3.3 |
| 2012-13 | 32-28  | 27.8 | 68-227  | .300 | 32-139  | .230 | 29-45   | .644 | 102-3.2 | 54  | 2   | 24  | 197-6.2 |
| 2013-14 | 31-30  | 31.5 | 89-274  | .325 | 70-218  | .321 | 31-40   | .775 | 91-2.9  | 50  | 0   | 30  | 279-9.0 |
| TOTAL   | 119-64 | 23.7 | 231-754 | .306 | 132-490 | .269 | 92-127  | .724 | 303-2.5 | 168 | 3   | 102 | 686-5.8 |





# CAREER STATS: SAV-SMI

## FRANCES SAVAGE (1988-92)

| YEAR    | GP-GS | MPG  | FGM-FGA  | PCT  | 3PM-3PA | PCT  | FTM-FTA | PCT  | REB-AVG  | AST | BLK | STL | PTS-AVG    |
|---------|-------|------|----------|------|---------|------|---------|------|----------|-----|-----|-----|------------|
| 1988-89 | 29-29 | 33.9 | 256-467  | .548 | 6-23    | .261 | 131-166 | .789 | 268-9.2  | 66  | 17  | 56  | 649-22.4   |
| 1989-90 | 31-31 | 34.1 | 284-526  | .540 | 18-43   | .419 | 147-187 | .786 | 293-9.5  | 76  | 17  | 71  | 733-23.6   |
| 1990-91 | 2-2   | 39.0 | 19-43    | .442 | 0-2     | .000 | 22-28   | .786 | 20-10.0  | 7   | 0   | 4   | 60-30.0    |
| 1991-92 | 32-32 | 30.6 | 271-557  | .487 | 19-46   | .413 | 181-222 | .815 | 339-10.6 | 77  | 10  | 71  | 742-23.2   |
| TOTAL   | 94-94 | 34.4 | 830-1593 | .521 | 43-114  | .377 | 481-603 | .798 | 920-9.8  | 226 | 44  | 202 | 2,184-23.2 |

## KATE SCHMID (1994-95)

| YEAR    | GP-GS | MPG  | FGM-FGA | PCT  | 3PM-3PA | PCT  | FTM-FTA | PCT  | REB-AVG | AST | BLK | STL | PTS-AVG |
|---------|-------|------|---------|------|---------|------|---------|------|---------|-----|-----|-----|---------|
| 1994-95 | 26-1  | 10.0 | 21-82   | .256 | 2-18    | .111 | 20-30   | .650 | 46-1.8  | 7   | 1   | 9   | 64-2.5  |
| TOTAL   | 26-1  | 10.0 | 21-82   | .256 | 2-18    | .111 | 20-30   | .650 | 46-1.8  | 7   | 1   | 9   | 64-2.5  |

## TARA SCHWITTER (2013-14)

| YEAR    | GP-GS | MPG | FGM-FGA | PCT  | 3PM-3PA | PCT  | FTM-FTA | PCT  | REB-AVG | AST | BLK | STL | PTS-AVG |
|---------|-------|-----|---------|------|---------|------|---------|------|---------|-----|-----|-----|---------|
| 2013-14 | 2-0   | 2.0 | 0-1     | .000 | 0-1     | .000 | 1-2     | .500 | 0-0.0   | 0   | 0   | 3   | 1-0.5   |
| TOTAL   | 2-0   | 2.0 | 0-1     | .000 | 0-1     | .000 | 1-2     | .500 | 0-0.0   | 0   | 0   | 3   | 1-0.5   |

## NANCY SEGALL (1976-78)

| YEAR    | GP-GS              | MPG | FGM-FGA | PCT | 3PM-3PA | PCT | FTM-FTA            | PCT | REB-AVG | AST | BLK | STL | PTS-AVG |
|---------|--------------------|-----|---------|-----|---------|-----|--------------------|-----|---------|-----|-----|-----|---------|
| 1976-77 | NO STATS AVAILABLE |     |         |     |         |     | NO STATS AVAILABLE |     |         |     |     |     |         |
| 1977-78 | NO STATS AVAILABLE |     |         |     |         |     | NO STATS AVAILABLE |     |         |     |     |     |         |
| TOTAL   | NO STATS AVAILABLE |     |         |     |         |     | NO STATS AVAILABLE |     |         |     |     |     |         |

## SUE SERRA (1975-76)

| YEAR    | GP-GS              | MPG | FGM-FGA | PCT | 3PM-3PA | PCT | FTM-FTA            | PCT | REB-AVG | AST | BLK | STL | PTS-AVG |
|---------|--------------------|-----|---------|-----|---------|-----|--------------------|-----|---------|-----|-----|-----|---------|
| 1975-76 | NO STATS AVAILABLE |     |         |     |         |     | NO STATS AVAILABLE |     |         |     |     |     |         |
| TOTAL   | NO STATS AVAILABLE |     |         |     |         |     | NO STATS AVAILABLE |     |         |     |     |     |         |

## HANNAH SHAW (2009-10)

| YEAR    | GP-GS | MPG | FGM-FGA | PCT  | 3PM-3PA | PCT  | FTM-FTA | PCT  | REB-AVG | AST | BLK | STL | PTS-AVG |
|---------|-------|-----|---------|------|---------|------|---------|------|---------|-----|-----|-----|---------|
| 2009-10 | 26-0  | 7.0 | 12-39   | .308 | 0-0     | .000 | 7-10    | .700 | 37-1.4  | 5   | 4   | 3   | 31-1.2  |
| TOTAL   | 26-0  | 7.0 | 12-39   | .308 | 0-0     | .000 | 7-10    | .700 | 37-1.4  | 5   | 4   | 3   | 31-1.2  |

## MOULAYNA SIDI BABA (2019-PRES)

| YEAR    | GP-GS | MPG   | FGM-FGA | PCT   | 3PM-3PA | PCT   | FTM-FTA | PCT    | REB-AVG | AST | BLK | STL    | PTS-AVG |
|---------|-------|-------|---------|-------|---------|-------|---------|--------|---------|-----|-----|--------|---------|
| 2019-20 | 25-3  | 20-77 | .260    | 10-44 | .227    | 8-16  | .500    | 58-2.3 | 20      | 1   | 9   | 58-2.3 |         |
| 2020-21 | 19-6  | 22-79 | .278    | 9-37  | .243    | 16-22 | .727    | 68-3.6 | 7       | 2   | 4   | 69-3.6 |         |
| TOTAL   | 44-9  |       | 42-156  | .269  | 19-81   | .235  | 24-38   | .632   | 126-2.9 | 27  | 3   | 13     | 127-2.9 |

## TINA SIMCOX (1975-76)

| YEAR    | GP-GS              | MPG | FGM-FGA | PCT | 3PM-3PA | PCT | FTM-FTA            | PCT | REB-AVG | AST | BLK | STL | PTS-AVG |
|---------|--------------------|-----|---------|-----|---------|-----|--------------------|-----|---------|-----|-----|-----|---------|
| 1975-76 | NO STATS AVAILABLE |     |         |     |         |     | NO STATS AVAILABLE |     |         |     |     |     |         |
| TOTAL   | NO STATS AVAILABLE |     |         |     |         |     | NO STATS AVAILABLE |     |         |     |     |     |         |

## MELINDA SLOVER (1973-74)

| YEAR    | GP-GS              | MPG | FGM-FGA | PCT | 3PM-3PA | PCT | FTM-FTA            | PCT | REB-AVG | AST | BLK | STL | PTS-AVG |
|---------|--------------------|-----|---------|-----|---------|-----|--------------------|-----|---------|-----|-----|-----|---------|
| 1973-74 | NO STATS AVAILABLE |     |         |     |         |     | NO STATS AVAILABLE |     |         |     |     |     |         |
| TOTAL   | NO STATS AVAILABLE |     |         |     |         |     | NO STATS AVAILABLE |     |         |     |     |     |         |

## TONI SMILEY (1984-88)

| YEAR    | GP-GS  | MPG  | FGM-FGA | PCT  | 3PM-3PA | PCT  | FTM-FTA | PCT  | REB-AVG | AST | BLK | STL | PTS-AVG  |
|---------|--------|------|---------|------|---------|------|---------|------|---------|-----|-----|-----|----------|
| 1984-85 | 28-11  | ---  | 85-186  | .456 | ---     | ---  | 26-54   | .481 | 115-4.1 | 18  | 2   | 44  | 196-7.0  |
| 1985-86 | 27-20  | 28.1 | 104-272 | .382 | ---     | ---  | 25-43   | .581 | 98-3.6  | 49  | 2   | 33  | 233-8.6  |
| 1986-87 | 30-25  | 30.0 | 147-307 | .479 | ---     | ---  | 33-54   | .611 | 160-5.3 | 46  | 3   | 35  | 327-10.9 |
| 1987-88 | 27-18  | 23.4 | 101-218 | .463 | 1-9     | .111 | 26-45   | .578 | 115-4.3 | 58  | 4   | 33  | 229-8.5  |
| TOTAL   | 112-74 | ---  | 437-983 | .445 | 1-9     | .111 | 110-196 | .561 | 488-4.4 | 171 | 11  | 145 | 985-8.8  |

## IRIS SMITH (1984-86)

| YEAR    | GP-GS | MPG  | FGM-FGA | PCT  | 3PM-3PA | PCT | FTM-FTA | PCT  | REB-AVG | AST | BLK | STL | PTS-AVG |
|---------|-------|------|---------|------|---------|-----|---------|------|---------|-----|-----|-----|---------|
| 1984-85 | 24-1  | ---  | 30-66   | .455 | ---     | --- | 7-16    | .438 | 49-2.0  | 3   | 0   | 12  | 67-2.8  |
| 1985-86 | 27-22 | 25.1 | 73-179  | .408 | ---     | --- | 31-57   | .544 | 112-4.1 | 19  | 4   | 28  | 177-6.6 |
| TOTAL   | 51-23 | ---  | 103-245 | .420 | ---     | --- | 38-73   | .521 | 161-3.2 | 22  | 4   | 40  | 244-4.8 |

## RUTH SMITH (1987-88)

| YEAR    | GP-GS | MPG  | FGM-FGA | PCT  | 3PM-3PA | PCT  | FTM-FTA | PCT  | REB-AVG | AST | BLK | STL | PTS-AVG |
|---------|-------|------|---------|------|---------|------|---------|------|---------|-----|-----|-----|---------|
| 1987-88 | 25-3  | 13.1 | 35-75   | .467 | 0-0     | .000 | 15-25   | .600 | 71-2.8  | 8   | 12  | 4   | 85-3.4  |
| TOTAL   | 25-3  | 13.1 | 35-75   | .467 | 0-0     | .000 | 15-25   | .600 | 71-2.8  | 8   | 12  | 4   | 85-3.4  |

## CAREER STATS: SMI-TAY

### TRACEY SMITH (1977-78)

| YEAR    | GP-GS | MPG | FGM-FGA            | PCT | 3PM-3PA | PCT | FTM-FTA            | PCT | REB-AVG | AST | BLK | STL | PTS-AVG |
|---------|-------|-----|--------------------|-----|---------|-----|--------------------|-----|---------|-----|-----|-----|---------|
| 1977-78 |       |     | NO STATS AVAILABLE |     |         |     | NO STATS AVAILABLE |     |         |     |     |     |         |
| TOTAL   |       |     | NO STATS AVAILABLE |     |         |     | NO STATS AVAILABLE |     |         |     |     |     |         |

### MARCELLA SOS (1974-75)

| YEAR    | GP-GS | MPG | FGM-FGA            | PCT | 3PM-3PA | PCT | FTM-FTA            | PCT | REB-AVG | AST | BLK | STL | PTS-AVG |
|---------|-------|-----|--------------------|-----|---------|-----|--------------------|-----|---------|-----|-----|-----|---------|
| 1974-75 |       |     | NO STATS AVAILABLE |     |         |     | NO STATS AVAILABLE |     |         |     |     |     |         |
| TOTAL   |       |     | NO STATS AVAILABLE |     |         |     | NO STATS AVAILABLE |     |         |     |     |     |         |

### ASHLEY SOURS (2008-09)

| YEAR    | GP-GS | MPG  | FGM-FGA | PCT  | 3PM-3PA | PCT  | FTM-FTA | PCT  | REB-AVG | AST | BLK | STL | PTS-AVG |
|---------|-------|------|---------|------|---------|------|---------|------|---------|-----|-----|-----|---------|
| 2008-09 | 23-0  | 11.2 | 44-74   | .595 | 0-0     | .000 | 9-16    | .563 | 63-2.7  | 3   | 24  | 6   | 97-4.2  |
| TOTAL   | 23-0  | 11.2 | 44-74   | .595 | 0-0     | .000 | 9-16    | .563 | 63-2.7  | 3   | 24  | 6   | 97-4.2  |

### NECOLE STERLING (2013-15)

| YEAR    | GP-GS | MPG  | FGM-FGA | PCT  | 3PM-3PA | PCT  | FTM-FTA | PCT  | REB-AVG | AST | BLK | STL | PTS-AVG |
|---------|-------|------|---------|------|---------|------|---------|------|---------|-----|-----|-----|---------|
| 2013-14 | 27-2  | 14.6 | 52-141  | .369 | 16-45   | .356 | 22-32   | .688 | 80-3.0  | 29  | 3   | 13  | 142-5.3 |
| 2014-15 | 32-9  | 20.6 | 84-228  | .368 | 42-116  | .362 | 21-37   | .568 | 85-2.7  | 32  | 4   | 24  | 231-7.2 |
| TOTAL   | 59-11 | 17.8 | 136-369 | .369 | 58-161  | .360 | 43-69   | .623 | 165-2.8 | 61  | 7   | 37  | 373-6.3 |

### MORGAN STROMAN (2009-13)

| YEAR    | GP-GS   | MPG  | FGM-FGA | PCT  | 3PM-3PA | PCT  | FTM-FTA | PCT  | REB-AVG | AST | BLK | STL | PTS-AVG    |
|---------|---------|------|---------|------|---------|------|---------|------|---------|-----|-----|-----|------------|
| 2009-10 | 36-21   | 22.6 | 83-201  | .413 | 0-1     | .000 | 97-136  | .713 | 211-5.9 | 38  | 24  | 64  | 263- 7.3   |
| 2010-11 | 33-33   | 28.3 | 164-316 | .519 | 1-6     | .167 | 121-187 | .647 | 270-8.2 | 69  | 29  | 109 | 450-13.6   |
| 2011-12 | 19-19   | 22.7 | 93-168  | .554 | 1-2     | .500 | 58-79   | .734 | 124-6.5 | 25  | 8   | 42  | 245-12.9   |
| 2012-13 | 32-32   | 26.7 | 143-301 | .475 | 0-7     | .000 | 127-183 | .694 | 281-8.8 | 65  | 39  | 57  | 413-12.9   |
| TOTAL   | 120-105 | 25.1 | 483-986 | .490 | 2-15    | .133 | 403-585 | .688 | 886-7.4 | 197 | 100 | 272 | 1,371-11.4 |

### LIZ SUROWICH (1976-77)

| YEAR    | GP-GS | MPG | FGM-FGA            | PCT | 3PM-3PA | PCT | FTM-FTA            | PCT | REB-AVG | AST | BLK | STL | PTS-AVG |
|---------|-------|-----|--------------------|-----|---------|-----|--------------------|-----|---------|-----|-----|-----|---------|
| 1976-77 |       |     | NO STATS AVAILABLE |     |         |     | NO STATS AVAILABLE |     |         |     |     |     |         |
| TOTAL   |       |     | NO STATS AVAILABLE |     |         |     | NO STATS AVAILABLE |     |         |     |     |     |         |

### LAURIE TAFT (1972-75)

| YEAR    | GP-GS | MPG | FGM-FGA            | PCT | 3PM-3PA | PCT | FTM-FTA            | PCT | REB-AVG | AST | BLK | STL | PTS-AVG |
|---------|-------|-----|--------------------|-----|---------|-----|--------------------|-----|---------|-----|-----|-----|---------|
| 1972-73 |       |     | NO STATS AVAILABLE |     |         |     | NO STATS AVAILABLE |     |         |     |     |     |         |
| 1973-74 |       |     | NO STATS AVAILABLE |     |         |     | NO STATS AVAILABLE |     |         |     |     |     |         |
| 1974-75 |       |     | NO STATS AVAILABLE |     |         |     | NO STATS AVAILABLE |     |         |     |     |     |         |
| TOTAL   |       |     | NO STATS AVAILABLE |     |         |     | NO STATS AVAILABLE |     |         |     |     |     |         |

### MARY TANTILLO (1990-93)

| YEAR    | GP-GS | MPG | FGM-FGA | PCT  | 3PM-3PA | PCT   | FTM-FTA | PCT  | REB-AVG | AST | BLK | STL | PTS-AVG |
|---------|-------|-----|---------|------|---------|-------|---------|------|---------|-----|-----|-----|---------|
| 1990-91 | 9-0   | 2.0 | 0-2     | .000 | 0-0     | .000  | 3-4     | .750 | 1-0.1   | 0   | 0   | 1   | 3-0.3   |
| 1991-92 | 20-0  | 4.1 | 11-28   | .393 | 0-2     | .000  | 11-17   | .647 | 14-0.7  | 6   | 0   | 3   | 33-1.7  |
| 1992-93 | 15-0  | 3.9 | 6-11    | .545 | 3-3     | 1.000 | 5-8     | .625 | 5-0.3   | 1   | 0   | 3   | 20-1.3  |
| TOTAL   | 44-0  | 3.3 | 17-41   | .414 | 3-5     | .600  | 19-29   | .655 | 20-0.5  | 7   | 0   | 7   | 56-1.3  |

### JOYCE TAYLOR (1979-82)

| YEAR    | GP-GS | MPG | FGM-FGA | PCT  | 3PM-3PA | PCT | FTM-FTA | PCT  | REB-AVG | AST | BLK | STL | PTS-AVG |
|---------|-------|-----|---------|------|---------|-----|---------|------|---------|-----|-----|-----|---------|
| 1979-80 | 33-10 | --- | 114-278 | .410 | ---     | --- | 40-87   | .459 | 150-4.6 | 19  | 23  | 55  | 268-8.1 |
| 1980-81 | 27-14 | --- | 68-195  | .349 | ---     | --- | 46-75   | .613 | 186-6.9 | 24  | 17  | 49  | 182-6.7 |
| 1981-82 | 26-7  | --- | 62-142  | .437 | ---     | --- | 41-72   | .569 | 129-5.0 | 21  | 12  | 32  | 165-6.3 |
| TOTAL   | 86-31 | --- | 244-615 | .397 | ---     | --- | 127-234 | .543 | 465-5.4 | 64  | 52  | 136 | 615-7.2 |

### RENEE TAYLOR (2005-07)

| YEAR    | GP-GS | MPG  | FGM-FGA | PCT  | 3PM-3PA | PCT  | FTM-FTA | PCT  | REB-AVG | AST | BLK | STL | PTS-AVG    |
|---------|-------|------|---------|------|---------|------|---------|------|---------|-----|-----|-----|------------|
| 2005-06 | 30-29 | 32.3 | 153-387 | .298 | 49-150  | .327 | 112-134 | .836 | 77-2.6  | 115 | 0   | 71  | 467-15.6   |
| 2006-07 | 30-29 | 34.8 | 180-468 | .385 | 69-227  | .304 | 129-153 | .843 | 79-2.6  | 63  | 1   | 63  | 558-18.6   |
| TOTAL   | 60-58 | 33.6 | 333-852 | .391 | 118-377 | .313 | 241-287 | .840 | 156-2.6 | 178 | 1   | 134 | 1,025-17.1 |





# CAREER STATS: THO-WAD

## DESMA THOMAS (1992-94; 1995-97)

| YEAR    | GP-GS  | MPG  | FGM-FGA  | PCT  | 3PM-3PA | PCT  | FTM-FTA | PCT  | REB-AVG | AST | BLK | STL | PTS-AVG    |
|---------|--------|------|----------|------|---------|------|---------|------|---------|-----|-----|-----|------------|
| 1992-93 | 30-6   | 14.0 | 36-107   | .336 | 0-4     | .000 | 36-65   | .554 | 87-2.9  | 13  | 8   | 20  | 108-3.6    |
| 1993-94 | 25-24  | 32.3 | 110-351  | .313 | 25-88   | .288 | 106-156 | .679 | 195-7.8 | 47  | 20  | 37  | 351-14.0   |
| 1994-95 | DNP    |      |          |      |         |      |         |      |         |     |     |     |            |
| 1995-96 | 27-27  | 32.1 | 120-339  | .354 | 46-155  | .297 | 92-134  | .687 | 134-5.0 | 72  | 21  | 60  | 378-14.0   |
| 1996-97 | 29-29  |      | 135-355  | .380 | 81-216  | .375 | 96-120  | .800 | 136-4.7 | 64  | 9   | 60  | 447-15.4   |
| TOTAL   | 111-86 |      | 401-1152 | .348 | 152-463 | .328 | 330-475 | .695 | 552-5.0 | 196 | 58  | 177 | 1,284-11.6 |

## JESSICA THOMAS (2013-17)

| YEAR    | GP-GS   | MPG  | FGM-FGA  | PCT  | 3PM-3PA | PCT  | FTM-FTA | PCT  | REB-AVG | AST | BLK | STL | PTS-AVG   |
|---------|---------|------|----------|------|---------|------|---------|------|---------|-----|-----|-----|-----------|
| 2013-14 | 31-2    | 17.2 | 52-152   | .342 | 24-92   | .261 | 30-41   | .732 | 58-1.9  | 50  | 3   | 27  | 158-5.1   |
| 2014-15 | 33-32   | 26.3 | 106-309  | .343 | 45-155  | .290 | 50-68   | .735 | 88-2.7  | 74  | 2   | 41  | 307-9.3   |
| 2015-16 | 33-33   | 31.6 | 139-363  | .383 | 64-181  | .354 | 45-73   | .616 | 122-3.7 | 120 | 6   | 50  | 387-11.7  |
| 2016-17 | 33-33   | 32.2 | 138-374  | .369 | 46-158  | .291 | 107-137 | .781 | 79-2.4  | 130 | 2   | 52  | 429-13.0  |
| TOTAL   | 130-100 | 27.0 | 435-1198 | .363 | 179-586 | .305 | 232-319 | .727 | 347-2.7 | 374 | 13  | 170 | 1,281-9.9 |

## SUE THOMAS (1973-76)

| YEAR    | GP-GS              | MPG | FGM-FGA | PCT | 3PM-3PA | PCT | FTM-FTA | PCT | REB-AVG | AST | BLK | STL | PTS-AVG |
|---------|--------------------|-----|---------|-----|---------|-----|---------|-----|---------|-----|-----|-----|---------|
| 1973-74 | NO STATS AVAILABLE |     |         |     |         |     |         |     |         |     |     |     |         |
| 1974-75 | NO STATS AVAILABLE |     |         |     |         |     |         |     |         |     |     |     |         |
| 1975-76 | NO STATS AVAILABLE |     |         |     |         |     |         |     |         |     |     |     |         |
| TOTAL   | NO STATS AVAILABLE |     |         |     |         |     |         |     |         |     |     |     |         |

## ERIN THOMASSON (1985-87)

| YEAR    | GP-GS | MPG | FGM-FGA | PCT  | 3PM-3PA | PCT | FTM-FTA | PCT  | REB-AVG | AST | BLK | STL | PTS-AVG |
|---------|-------|-----|---------|------|---------|-----|---------|------|---------|-----|-----|-----|---------|
| 1985-86 | 13-0  | 4.8 | 2-12    | .167 | ---     | --- | 0-0     | .000 | 2-0.2   | 2   | 0   | 1   | 4-0.3   |
| 1986-87 | 9-0   | 7.0 | 1-8     | .125 | ---     | --- | 0-0     | .000 | 6-0.7   | 1   | 1   | 1   | 2-0.2   |
| TOTAL   | 22-0  | 5.9 | 3-20    | .150 | ---     | --- | 0-0     | .000 | 8-0.4   | 3   | 1   | 2   | 6-0.3   |

## TARLA TOOMER (1994-97)

| YEAR    | GP-GS              | MPG  | FGM-FGA | PCT  | 3PM-3PA | PCT  | FTM-FTA | PCT  | REB-AVG | AST | BLK | STL | PTS-AVG |
|---------|--------------------|------|---------|------|---------|------|---------|------|---------|-----|-----|-----|---------|
| 1994-95 | 17-1               | 9.9  | 8-29    | .276 | 3-13    | .231 | 12-17   | .706 | 14-0.8  | 14  | 0   | 7   | 31-1.8  |
| 1995-96 | 23-6               | 15.0 | 12-44   | .273 | 1-15    | .067 | 10-15   | .667 | 36-1.6  | 61  | 0   | 31  | 35-1.5  |
| 1996-97 | NO STATS AVAILABLE |      |         |      |         |      |         |      |         |     |     |     |         |
| TOTAL   | NO STATS AVAILABLE |      |         |      |         |      |         |      |         |     |     |     |         |

## ROBERTA TRACHTEN (1977-78)

| YEAR    | GP-GS              | MPG | FGM-FGA | PCT | 3PM-3PA | PCT | FTM-FTA | PCT | REB-AVG | AST | BLK | STL | PTS-AVG |
|---------|--------------------|-----|---------|-----|---------|-----|---------|-----|---------|-----|-----|-----|---------|
| 1977-78 | NO STATS AVAILABLE |     |         |     |         |     |         |     |         |     |     |     |         |
| TOTAL   | NO STATS AVAILABLE |     |         |     |         |     |         |     |         |     |     |     |         |

## MICHELLE TRIFIRO (1974-76)

| YEAR    | GP-GS              | MPG | FGM-FGA | PCT | 3PM-3PA | PCT | FTM-FTA | PCT | REB-AVG | AST | BLK | STL | PTS-AVG |
|---------|--------------------|-----|---------|-----|---------|-----|---------|-----|---------|-----|-----|-----|---------|
| 1974-75 | NO STATS AVAILABLE |     |         |     |         |     |         |     |         |     |     |     |         |
| 1975-76 | NO STATS AVAILABLE |     |         |     |         |     |         |     |         |     |     |     |         |
| TOTAL   | NO STATS AVAILABLE |     |         |     |         |     |         |     |         |     |     |     |         |

## VITALIJA VASCIUNAITA (2007-09)

| YEAR    | GP-GS | MPG | FGM-FGA | PCT  | 3PM-3PA | PCT  | FTM-FTA | PCT   | REB-AVG | AST | BLK | STL | PTS-AVG |
|---------|-------|-----|---------|------|---------|------|---------|-------|---------|-----|-----|-----|---------|
| 2007-08 | 15-0  | 4.2 | 10-35   | .286 | 8-26    | .308 | 2-2     | 1.000 | 4-0.3   | 4   | 1   | 3   | 30-2.0  |
| 2008-09 | 14-0  | 8.9 | 21-53   | .396 | 14-43   | .326 | 1-5     | 2.00  | 7-0.5   | 2   | 0   | 8   | 57-4.1  |
| TOTAL   | 29-0  | 6.6 | 31-88   | .352 | 22-69   | .319 | 3-7     | .429  | 11-0.4  | 6   | 1   | 11  | 87-3.0  |

## CHRIS WADE (1987-88)

| YEAR    | GP-GS | MPG | FGM-FGA | PCT  | 3PM-3PA | PCT | FTM-FTA | PCT  | REB-AVG | AST | BLK | STL | PTS-AVG |
|---------|-------|-----|---------|------|---------|-----|---------|------|---------|-----|-----|-----|---------|
| 1987-88 | 24-0  | 7.2 | 4-12    | .333 | ---     | --- | 2-3     | .667 | 13-0.5  | 15  | 0   | 5   | 10-0.4  |
| TOTAL   | 24-0  | 7.2 | 4-12    | .333 | ---     | --- | 2-3     | .667 | 13-0.5  | 15  | 0   | 5   | 10-0.4  |

## LINDA WADE (1983-84)

| YEAR    | GP-GS | MPG | FGM-FGA | PCT  | 3PM-3PA | PCT | FTM-FTA | PCT  | REB-AVG | AST | BLK | STL | PTS-AVG |
|---------|-------|-----|---------|------|---------|-----|---------|------|---------|-----|-----|-----|---------|
| 1983-84 | 17-0  | --- | 23-59   | .390 | ---     | --- | 6-16    | .375 | 15-0.9  | 7   | 1   | 4   | 52-3.1  |
| TOTAL   | 17-0  | --- | 23-59   | .390 | ---     | --- | 6-16    | .375 | 15-0.9  | 7   | 1   | 4   | 52-3.1  |

## CAREER STATS: WAG-WIL

### NINA WAGNER (1991-95)

| YEAR    | GP-GS | MPG | FGM-FGA | PCT  | 3PM-3PA | PCT   | FTM-FTA | PCT  | REB-AVG | AST | BLK | STL | PTS-AVG |
|---------|-------|-----|---------|------|---------|-------|---------|------|---------|-----|-----|-----|---------|
| 1991-92 | 15-0  | 3.5 | 4-13    | .308 | 0-2     | .000  | 1-3     | .333 | 5-0.3   | 5   | 0   | 0   | 9-0.6   |
| 1992-93 | 7-0   | 2.6 | 0-3     | .000 | 0-0     | .000  | 3-5     | .600 | 3-0.4   | 0   | 0   | 0   | 3-0.4   |
| 1993-94 | 9-0   | 3.9 | 2-7     | .286 | 0-1     | .000  | 0-1     | .000 | 3-0.3   | 2   | 0   | 1   | 4-0.4   |
| 1994-95 | 20-2  | 6.5 | 4-20    | .200 | 1-1     | 1.000 | 2-3     | .667 | 12-0.6  | 16  | 0   | 3   | 11-0.6  |
| TOTAL   | 51-2  | 4.1 | 10-43   | .233 | 1-4     | .250  | 6-12    | .500 | 23-0.5  | 23  | 0   | 4   | 27-0.5  |

### VERONICA WATSON (1992-94)

| YEAR    | GP-GS | MPG  | FGM-FGA | PCT  | 3PM-3PA | PCT  | FTM-FTA | PCT  | REB-AVG | AST | BLK | STL | PTS-AVG |
|---------|-------|------|---------|------|---------|------|---------|------|---------|-----|-----|-----|---------|
| 1992-93 | 25-0  | 5.8  | 16-42   | .381 | 0-0     | .000 | 4-6     | .667 | 30-1.2  | 5   | 3   | 6   | 36-1.4  |
| 1993-94 | 26-11 | 13.0 | 27-70   | .386 | 0-1     | .000 | 2-9     | .222 | 60-2.3  | 20  | 4   | 8   | 56-2.2  |
| TOTAL   | 51-11 | 9.4  | 43-112  | .384 | 0-1     | .000 | 6-15    | .400 | 90-1.8  | 25  | 7   | 14  | 92-1.8  |

### SANDRA WELLS (1979-80)

| YEAR    | GP-GS | MPG | FGM-FGA | PCT  | 3PM-3PA | PCT | FTM-FTA | PCT  | REB-AVG | AST | BLK | STL | PTS-AVG  |
|---------|-------|-----|---------|------|---------|-----|---------|------|---------|-----|-----|-----|----------|
| 1979-80 | 16-11 | --- | 66-183  | .361 | ---     | --- | 37-55   | .673 | 30-1.9  | 68  | 0   | 43  | 169-10.6 |
| TOTAL   | 16-11 | --- | 66-183  | .361 | ---     | --- | 37-55   | .673 | 30-1.9  | 68  | 0   | 43  | 169-10.6 |

### SUE WERB (1984-85)

| YEAR    | GP-GS | MPG | FGM-FGA | PCT   | 3PM-3PA | PCT | FTM-FTA | PCT  | REB-AVG | AST | BLK | STL | PTS-AVG |
|---------|-------|-----|---------|-------|---------|-----|---------|------|---------|-----|-----|-----|---------|
| 1984-85 | 5-0   | --- | 3-3     | 1.000 | ---     | --- | 0-0     | .000 | 3-0.6   | 2   | 0   | 2   | 6-1.2   |
| TOTAL   | 5-0   | --- | 3-3     | 1.000 | ---     | --- | 0-0     | .000 | 3-0.6   | 2   | 0   | 2   | 6-1.2   |

### YOLANDA WHIGHAM (2001-02)

| YEAR    | GP-GS              | MPG | FGM-FGA | PCT | 3PM-3PA | PCT | FTM-FTA            | PCT | REB-AVG | AST | BLK | STL | PTS-AVG |
|---------|--------------------|-----|---------|-----|---------|-----|--------------------|-----|---------|-----|-----|-----|---------|
| 2001-02 | NO STATS AVAILABLE |     |         |     |         |     | NO STATS AVAILABLE |     |         |     |     |     |         |
| TOTAL   | NO STATS AVAILABLE |     |         |     |         |     | NO STATS AVAILABLE |     |         |     |     |     |         |

### BETSY WHITE (1978-80)

| YEAR    | GP-GS              | MPG | FGM-FGA | PCT  | 3PM-3PA | PCT | FTM-FTA            | PCT  | REB-AVG | AST | BLK | STL | PTS-AVG |
|---------|--------------------|-----|---------|------|---------|-----|--------------------|------|---------|-----|-----|-----|---------|
| 1978-79 | NO STATS AVAILABLE |     |         |      |         |     | NO STATS AVAILABLE |      |         |     |     |     |         |
| 1979-80 | 10-0               | --- | 5-16    | .313 | ---     | --- | 5-6                | .833 | 4-0.4   | 2   | 0   | 9   | 15-1.5  |
| TOTAL   | NO STATS AVAILABLE |     |         |      |         |     | NO STATS AVAILABLE |      |         |     |     |     |         |

### CHRISTAL WHITE (1998-00)

| YEAR    | GP-GS | MPG  | FGM-FGA | PCT  | 3PM-3PA | PCT  | FTM-FTA | PCT  | REB-AVG | AST | BLK | STL | PTS-AVG |
|---------|-------|------|---------|------|---------|------|---------|------|---------|-----|-----|-----|---------|
| 1998-99 | 23-0  | 11.0 | 21-48   | .438 | 1-3     | .333 | 30-42   | .714 | 43-1.9  | 5   | 5   | 9   | 73-3.2  |
| 1999-00 | 3-0   | 8.3  | 2-8     | .250 | 0-0     | .000 | 4-6     | .667 | 11-3.7  | 1   | 1   | 1   | 8-2.7   |
| TOTAL   | 26-0  | 9.7  | 23-56   | .411 | 1-3     | .333 | 34-48   | .708 | 54-2.1  | 6   | 6   | 10  | 81-3.1  |

### SHAQUANA WILKINS (2000-04)

| YEAR    | GP-GS              | MPG  | FGM-FGA | PCT  | 3PM-3PA | PCT  | FTM-FTA            | PCT  | REB-AVG | AST | BLK | STL | PTS-AVG  |
|---------|--------------------|------|---------|------|---------|------|--------------------|------|---------|-----|-----|-----|----------|
| 2000-01 | 26-0               | 10.5 | 37-69   | .536 | 0-0     | .000 | 19-28              | .679 | 61-2.3  | 9   | 10  | 23  | 93-3.6   |
| 2001-02 | NO STATS AVAILABLE |      |         |      |         |      | NO STATS AVAILABLE |      |         |     |     |     |          |
| 2002-03 | 30-20              | 22.3 | 108-198 | .545 | 0-1     | .000 | 39-56              | .696 | 180-6.0 | 34  | 25  | 28  | 255-8.5  |
| 2003-04 | 16-16              | 33.7 | 65-138  | .471 | 0-0     | .000 | 33-42              | .786 | 148-9.3 | 30  | 23  | 21  | 163-10.2 |
| TOTAL   | NO STATS AVAILABLE |      |         |      |         |      | NO STATS AVAILABLE |      |         |     |     |     |          |

### JEAN WILLEY (1982-83)

| YEAR    | GP-GS              | MPG | FGM-FGA | PCT | 3PM-3PA | PCT | FTM-FTA            | PCT | REB-AVG | AST | BLK | STL | PTS-AVG |
|---------|--------------------|-----|---------|-----|---------|-----|--------------------|-----|---------|-----|-----|-----|---------|
| 1982-83 | NO STATS AVAILABLE |     |         |     |         |     | NO STATS AVAILABLE |     |         |     |     |     |         |
| TOTAL   | NO STATS AVAILABLE |     |         |     |         |     | NO STATS AVAILABLE |     |         |     |     |     |         |

### TONI WILLIAM (1998-99)

| YEAR    | GP-GS | MPG | FGM-FGA | PCT  | 3PM-3PA | PCT  | FTM-FTA | PCT  | REB-AVG | AST | BLK | STL | PTS-AVG |
|---------|-------|-----|---------|------|---------|------|---------|------|---------|-----|-----|-----|---------|
| 1998-99 | 3-0   | 3.3 | 2-4     | .500 | 0-0     | .000 | 1-3     | .333 | 5-1.7   | 0   | 1   | 1   | 5-1.7   |
| TOTAL   | 3-0   | 3.3 | 2-4     | .500 | 0-0     | .000 | 1-3     | .333 | 5-1.7   | 0   | 1   | 1   | 5-1.7   |

### CARLA WILLIAMS (2006-08)

| YEAR    | GP-GS | MPG  | FGM-FGA | PCT  | 3PM-3PA | PCT  | FTM-FTA | PCT  | REB-AVG | AST | BLK | STL | PTS-AVG |
|---------|-------|------|---------|------|---------|------|---------|------|---------|-----|-----|-----|---------|
| 2006-07 | 30-1  | 14.1 | 65-135  | .481 | 0-0     | .000 | 21-42   | .500 | 114-3.8 | 4   | 12  | 15  | 151-5.0 |
| 2007-08 | 28-22 | 17.0 | 62-136  | .456 | 0-1     | .000 | 24-45   | .533 | 114-4.1 | 9   | 13  | 31  | 148-5.3 |
| TOTAL   | 58-23 | 15.6 | 127-271 | .468 | 0-1     | .000 | 45-87   | .517 | 228-3.9 | 13  | 25  | 46  | 299-5.2 |





# CAREER STATS: WIL-WIL

## JASSANY WILLIAMS (2013-15)

| YEAR    | GP-GS | MPG  | FGM-FGA | PCT  | 3PM-3PA | PCT  | FTM-FTA | PCT  | REB-AVG | AST | BLK | STL | PTS-AVG |
|---------|-------|------|---------|------|---------|------|---------|------|---------|-----|-----|-----|---------|
| 2013-14 | 31-11 | 19.1 | 71-156  | .455 | 0-0     | .000 | 27-49   | .551 | 167-5.4 | 26  | 57  | 13  | 169-5.5 |
| 2014-15 | 33-33 | 21.0 | 71-173  | .410 | 0-0     | .000 | 39-52   | .750 | 199-6.0 | 4   | 76  | 31  | 181-5.5 |
| TOTAL   | 64-44 | 20.1 | 142-329 | .432 | 0-0     | .000 | 66-101  | .653 | 366-5.7 | 30  | 133 | 44  | 350-5.5 |

## RIQUINA WILLIAMS (2008-12)

| YEAR    | GP-GS  | MPG  | FGM-FGA  | PCT  | 3PM-3PA | PCT  | FTM-FTA | PCT  | REB-AVG | AST | BLK | STL | PTS-AVG    |
|---------|--------|------|----------|------|---------|------|---------|------|---------|-----|-----|-----|------------|
| 2008-09 | 26-6   | 17.5 | 78-261   | .299 | 24-111  | .216 | 47-61   | .770 | 51-2.0  | 19  | 11  | 44  | 227-8.7    |
| 2009-10 | 36-25  | 30.4 | 253-628  | .403 | 106-294 | .361 | 95-129  | .736 | 152-4.2 | 62  | 17  | 64  | 707-19.6   |
| 2010-11 | 33-33  | 31.4 | 251-632  | .397 | 75-252  | .298 | 140-181 | .773 | 176-5.3 | 93  | 16  | 91  | 717-21.7   |
| 2011-12 | 30-27  | 27.7 | 178-448  | .397 | 67-182  | .368 | 74-92   | .804 | 103-3.4 | 77  | 20  | 71  | 497-16.6   |
| TOTAL   | 125-91 | 26.8 | 760-1969 | .386 | 272-839 | .324 | 356-463 | .769 | 482-3.9 | 251 | 64  | 270 | 2,148-17.2 |

## ROBIN WILLIAMS (1985-87)

| YEAR    | GP-GS | MPG  | FGM-FGA | PCT  | 3PM-3PA | PCT | FTM-FTA | PCT  | REB-AVG | AST | BLK | STL | PTS-AVG |
|---------|-------|------|---------|------|---------|-----|---------|------|---------|-----|-----|-----|---------|
| 1985-86 | 22-18 | 29.7 | 50-132  | .379 | ---     | --- | 29-39   | .744 | 68-3.1  | 67  | 0   | 33  | 129-5.9 |
| 1986-87 | 30-30 | 34.6 | 104-256 | .406 | ---     | --- | 86-120  | .717 | 114-3.8 | 62  | 1   | 53  | 294-9.8 |
| TOTAL   | 52-48 | 32.2 | 154-388 | .397 | ---     | --- | 115-159 | .723 | 182-3.5 | 129 | 1   | 86  | 423-8.1 |

## SHANEL WILLIAMS (2009-12)

| YEAR    | GP-GS | MPG  | FGM-FGA | PCT  | 3PM-3PA | PCT   | FTM-FTA | PCT  | REB-AVG  | AST | BLK | STL | PTS-AVG |
|---------|-------|------|---------|------|---------|-------|---------|------|----------|-----|-----|-----|---------|
| 2009-10 | 34-0  | 12.1 | 33-107  | .308 | 9-25    | .360  | 17-30   | .567 | 37-1.1   | 9   | 1   | 20  | 92-2.7  |
| 2010-11 | 32-0  | 13.8 | 29-92   | .315 | 3-11    | .273  | 35-65   | .538 | 61-1.9   | 17  | 3   | 25  | 96-3.0  |
| 2011-12 | 31-0  | 7.3  | 17-47   | .362 | 1-9     | .111  | 8-21    | .381 | 27-0.9   | 11  | 1   | 12  | 43-1.4  |
| 2012-13 | 3-0   | 8.0  | 3-7     | .429 | 1-1     | 1.000 | 0-0     | .000 | 2-0.7    | 0   | 0   | 2   | 7-2.3   |
| TOTAL   | 100-0 | 10.3 | 82-253  | .324 | 14-46   | .304  | 60-116  | .517 | 127-1.27 | 37  | 5   | 59  | 238-2.4 |

## ZADA WILLIAMS (2015-17)

| YEAR    | GP-GS | MPG | FGM-FGA | PCT  | 3PM-3PA | PCT  | FTM-FTA | PCT  | REB-AVG | AST | BLK | STL | PTS-AVG |
|---------|-------|-----|---------|------|---------|------|---------|------|---------|-----|-----|-----|---------|
| 2015-16 | 21-0  | 5.0 | 16-33   | .485 | 0-0     | .000 | 6-16    | .375 | 34-1.6  | 6   | 1   | 7   | 38-1.8  |
| 2016-17 | 14-0  | 3.4 | 8-10    | .800 | 0-0     | .000 | 3-4     | .750 | 13-0.9  | 0   | 2   | 1   | 19-1.4  |
| TOTAL   | 35-0  | 4.3 | 24-43   | .558 | 0-0     | .000 | 9-20    | .450 | 47-1.3  | 6   | 3   | 8   | 57-1.6  |

## DELLA WILSON (1990-93)

| YEAR    | GP-GS | MPG  | FGM-FGA | PCT  | 3PM-3PA | PCT  | FTM-FTA | PCT  | REB-AVG | AST | BLK | STL | PTS-AVG  |
|---------|-------|------|---------|------|---------|------|---------|------|---------|-----|-----|-----|----------|
| 1990-91 | 23-14 | 25.2 | 79-209  | .391 | 10-39   | .256 | 30-41   | .732 | 75-3.3  | 92  | 3   | 53  | 198-8.6  |
| 1991-92 | 32-32 | 31.7 | 102-250 | .408 | 7-29    | .241 | 36-60   | .600 | 119-3.7 | 125 | 4   | 51  | 247-7.7  |
| 1992-93 | 31-31 | 35.7 | 172-380 | .453 | 14-49   | .347 | 65-94   | .691 | 144-4.6 | 134 | 5   | 93  | 426-13.7 |
| TOTAL   | 87-77 | 30.9 | 353-839 | .421 | 31-117  | .265 | 131-195 | .672 | 338-3.9 | 351 | 12  | 197 | 871-10.0 |

## HUTASHI WILSON (2000-04)

| YEAR    | GP-GS              | MPG  | FGM-FGA | PCT  | 3PM-3PA | PCT  | FTM-FTA | PCT  | REB-AVG | AST | BLK | STL | PTS-AVG |
|---------|--------------------|------|---------|------|---------|------|---------|------|---------|-----|-----|-----|---------|
| 2000-01 | 18-0               | 5.6  | 6-21    | .286 | 0-8     | .000 | 6-20    | .300 | 16-0.9  | 4   | 0   | 8   | 18-1.0  |
| 2001-02 | NO STATS AVAILABLE |      |         |      |         |      |         |      |         |     |     |     |         |
| 2002-03 | 29-11              | 16.9 | 38-112  | .339 | 14-41   | .341 | 18-30   | .600 | 55-1.9  | 51  | 0   | 25  | 108-3.7 |
| 2003-04 | 16-3               | 16.5 | 18-47   | .383 | 5-19    | .263 | 13-22   | .591 | 24-1.5  | 39  | 0   | 15  | 54-3.4  |
| TOTAL   |                    |      |         |      |         |      |         |      |         |     |     |     |         |

## SHAWNICE WILSON (2011-13)

| YEAR    | GP-GS | MPG  | FGM-FGA | PCT  | 3PM-3PA | PCT  | FTM-FTA | PCT  | REB-AVG | AST | BLK | STL | PTS-AVG  |
|---------|-------|------|---------|------|---------|------|---------|------|---------|-----|-----|-----|----------|
| 2011-12 | 32-12 | 18.8 | 78-172  | .453 | 0-0     | .000 | 50-68   | .735 | 184-5.8 | 14  | 18  | 16  | 206-6.4  |
| 2012-13 | 32-29 | 23.5 | 123-237 | .519 | 0-2     | .000 | 75-94   | .798 | 275-8.6 | 23  | 20  | 28  | 321-10.0 |
| TOTAL   | 64-41 | 21.2 | 201-409 | .491 | 0-2     | .000 | 125-162 | .772 | 459-7.2 | 37  | 38  | 44  | 527-8.2  |

## SYLVIA WILSON (1979-82)

| YEAR    | GP-GS | MPG | FGM-FGA  | PCT  | 3PM-3PA | PCT | FTM-FTA | PCT  | REB-AVG   | AST | BLK | STL | PTS-AVG    |
|---------|-------|-----|----------|------|---------|-----|---------|------|-----------|-----|-----|-----|------------|
| 1979-80 | 33-30 | --- | 232-438  | .530 | ---     | --- | 56-103  | .544 | 344-10.4  | 24  | 80  | 56  | 520-15.8   |
| 1980-81 | 38-37 | --- | 268-568  | .472 | ---     | --- | 134-222 | .604 | 449-11.8  | 17  | 61  | 53  | 670-17.6   |
| 1981-82 | 28-27 | --- | 221-503  | .439 | ---     | --- | 81-131  | .618 | 322-11.5  | 21  | 57  | 45  | 523-18.7   |
| TOTAL   | 99-94 | --- | 721-1509 | .478 | ---     | --- | 271-456 | .594 | 1115-11.3 | 62  | 198 | 154 | 1,713-17.3 |

## CAREER STATS: WIM-ZAL

### CASSANDRA WIMES (1994-96; 1997-99)

| YEAR    | GP-GS  | MPG  | FGM-FGA | PCT  | 3PM-3PA | PCT  | FTM-FTA | PCT  | REB-AVG | AST | BLK | STL | PTS-AVG   |
|---------|--------|------|---------|------|---------|------|---------|------|---------|-----|-----|-----|-----------|
| 1994-95 | 26-7   | 13.5 | 51-113  | .451 | 0-0     | .000 | 69-99   | .697 | 122-4.7 | 6   | 3   | 26  | 171-6.6   |
| 1995-96 | 26-23  | 24.8 | 110-195 | .564 | 0-0     | .000 | 84-126  | .667 | 173-6.7 | 13  | 7   | 34  | 304-11.7  |
| 1996-97 | DNP    |      |         |      |         |      |         |      |         |     |     |     |           |
| 1997-98 | 24-13  | 20.8 | 82-202  | .406 | 21-62   | .339 | 37-47   | .787 | 67-2.8  | 23  | 5   | 36  | 222-9.3   |
| 1998-99 | 29-29  | 27.6 | 128-336 | .381 | 23-80   | .288 | 58-82   | .707 | 106-3.7 | 51  | 8   | 47  | 337-11.6  |
| TOTAL   | 105-72 | 21.7 | 371-846 | .439 | 44-142  | .310 | 248-354 | .701 | 468-4.5 | 93  | 23  | 143 | 1,034-9.8 |

### TANYA WOOD (1988-90)

| YEAR    | GP-GS | MPG | FGM-FGA | PCT  | 3PM-3PA | PCT  | FTM-FTA | PCT  | REB-AVG | AST | BLK | STL | PTS-AVG |
|---------|-------|-----|---------|------|---------|------|---------|------|---------|-----|-----|-----|---------|
| 1988-89 | 15-0  | 4.9 | 3-11    | .273 | 0-0     | .000 | 4-6     | .667 | 17-1.1  | 3   | 1   | 2   | 10-0.7  |
| 1989-90 | 9-0   | 6.6 | 9-15    | .600 | 0-0     | .000 | 4-5     | .800 | 7-0.8   | 2   | 1   | 1   | 22-2.4  |
| TOTAL   | 24-0  | 5.8 | 12-26   | .461 | 0-0     | .000 | 8-11    | .727 | 24-1.0  | 5   | 2   | 3   | 32-1.3  |

### MICHELLE WOODS (2011-13; 2014-16)

| YEAR    | GP-GS  | MPG  | FGM-FGA | PCT  | 3PM-3PA | PCT  | FTM-FTA | PCT  | REB-AVG | AST | BLK | STL | PTS-AVG |
|---------|--------|------|---------|------|---------|------|---------|------|---------|-----|-----|-----|---------|
| 2011-12 | 31-0   | 11.3 | 29-92   | .315 | 15-58   | .259 | 24-33   | .727 | 44-1.4  | 30  | 0   | 31  | 97-3.1  |
| 2012-13 | 31-15  | 22.5 | 62-183  | .339 | 24-83   | .289 | 36-62   | .581 | 88-2.8  | 67  | 7   | 35  | 184-5.9 |
| 2013-14 | DNP    |      |         |      |         |      |         |      |         |     |     |     |         |
| 2014-15 | 33-15  | 25.9 | 83-240  | .346 | 36-114  | .316 | 77-112  | .688 | 126-3.8 | 73  | 5   | 31  | 279-8.5 |
| 2015-16 | 33-33  | 25.7 | 75-233  | .322 | 30-117  | .256 | 34-43   | .791 | 120-3.6 | 101 | 11  | 43  | 214-6.5 |
| TOTAL   | 128-63 | 21.5 | 249-748 | .333 | 105-372 | .282 | 171-250 | .684 | 378-3.0 | 271 | 23  | 140 | 774-6.0 |

### EPIPHANY WOODSON (2007-09)

| YEAR    | GP-GS | MPG  | FGM-FGA | PCT  | 3PM-3PA | PCT  | FTM-FTA | PCT  | REB-AVG | AST | BLK | STL | PTS-AVG |
|---------|-------|------|---------|------|---------|------|---------|------|---------|-----|-----|-----|---------|
| 2007-08 | 29-18 | 25.3 | 71-218  | .326 | 23-88   | .261 | 21-31   | .677 | 74-2.6  | 55  | 0   | 28  | 186-6.4 |
| 2008-09 | 21-11 | 23.1 | 54-162  | .333 | 15-63   | .238 | 19-22   | .864 | 46-2.2  | 51  | 0   | 18  | 142-6.8 |
| TOTAL   | 50-29 | 24.2 | 125-380 | .329 | 38-151  | .252 | 40-53   | .755 | 120-2.4 | 106 | 0   | 46  | 328-6.6 |

### WYNN WYGAL (1972-73)

| YEAR    | GP-GS              | MPG | FGM-FGA | PCT | 3PM-3PA | PCT | FTM-FTA            | PCT | REB-AVG | AST | BLK | STL | PTS-AVG |
|---------|--------------------|-----|---------|-----|---------|-----|--------------------|-----|---------|-----|-----|-----|---------|
| 1972-73 | NO STATS AVAILABLE |     |         |     |         |     | NO STATS AVAILABLE |     |         |     |     |     |         |
| TOTAL   | NO STATS AVAILABLE |     |         |     |         |     | NO STATS AVAILABLE |     |         |     |     |     |         |

### STEFANIE YDERSTROM (2009-13)

| YEAR    | GP-GS   | MPG  | FGM-FGA  | PCT  | 3PM-3PA | PCT  | FTM-FTA | PCT  | REB-AVG | AST | BLK | STL | PTS-AVG   |
|---------|---------|------|----------|------|---------|------|---------|------|---------|-----|-----|-----|-----------|
| 2009-10 | 30-17   | 25.0 | 78-245   | .318 | 47-159  | .296 | 22-26   | .846 | 44-1.5  | 64  | 10  | 26  | 225-7.5   |
| 2010-11 | 33-33   | 29.2 | 83-255   | .325 | 53-172  | .308 | 45-54   | .833 | 75-2.3  | 88  | 7   | 44  | 264-8.0   |
| 2011-12 | 32-32   | 25.6 | 113-299  | .378 | 68-195  | .349 | 46-54   | .852 | 49-1.5  | 54  | 5   | 36  | 340-10.6  |
| 2012-13 | 32-32   | 30.0 | 123-362  | .340 | 60-164  | .366 | 68-77   | .883 | 43-1.3  | 75  | 2   | 41  | 374-11.7  |
| TOTAL   | 127-114 | 27.5 | 397-1161 | .342 | 228-690 | .330 | 181-211 | .860 | 211-1.7 | 281 | 24  | 147 | 1,203-9.5 |

### CAMI YOUNG (1992-94)

| YEAR    | GP-GS | MPG  | FGM-FGA | PCT  | 3PM-3PA | PCT  | FTM-FTA | PCT  | REB-AVG | AST | BLK | STL | PTS-AVG |
|---------|-------|------|---------|------|---------|------|---------|------|---------|-----|-----|-----|---------|
| 1992-93 | 19-0  | 4.7  | 9-20    | .450 | 4-5     | .800 | 6-8     | .750 | 18-0.9  | 3   | 1   | 3   | 28-1.5  |
| 1993-94 | 24-6  | 15.5 | 66-199  | .332 | 10-38   | .263 | 22-29   | .759 | 49-2.0  | 17  | 1   | 10  | 164-6.8 |
| TOTAL   | 43-6  | 10.1 | 75-219  | .342 | 14-43   | .326 | 28-37   | .757 | 67-1.6  | 20  | 2   | 13  | 192-4.5 |


### TANYA YOUNG (1991-95)


| YEAR    | GP-GS  | MPG  | FGM-FGA | PCT  | 3PM-3PA | PCT  | FTM-FTA | PCT  | REB-AVG | AST | BLK | STL | PTS-AVG |
|---------|--------|------|---------|------|---------|------|---------|------|---------|-----|-----|-----|---------|
| 1991-92 | 25-0   | 5.5  | 10-31   | .323 | 1-3     | .333 | 11-20   | .550 | 38-1.5  | 5   | 2   | 11  | 32-1.3  |
| 1992-93 | 30-5   | 7.9  | 25-63   | .397 | 0-2     | .000 | 6-29    | .207 | 59-2.0  | 7   | 1   | 13  | 56-1.9  |
| 1993-94 | 26-16  | 28.6 | 102-267 | .382 | 0-1     | .000 | 46-88   | .523 | 257-9.9 | 24  | 23  | 40  | 250-9.6 |
| 1994-95 | 22-17  | 23.5 | 79-174  | .454 | 0-0     | .000 | 35-67   | .522 | 155-7.0 | 19  | 11  | 33  | 193-8.8 |
| TOTAL   | 103-38 | 16.4 | 216-535 | .404 | 1-6     | .167 | 98-204  | .480 | 509-4.9 | 55  | 37  | 97  | 531-5.2 |

### RINAT ZALTZ (1994-95)

| YEAR    | GP-GS | MPG  | FGM-FGA | PCT  | 3PM-3PA | PCT  | FTM-FTA | PCT  | REB-AVG | AST | BLK | STL | PTS-AVG  |
|---------|-------|------|---------|------|---------|------|---------|------|---------|-----|-----|-----|----------|
| 1994-95 | 27-24 | 27.1 | 105-295 | .356 | 25-80   | .313 | 58-79   | .734 | 114-4.2 | 55  | 11  | 44  | 293-10.9 |
| TOTAL   | 27-24 | 27.1 | 105-295 | .356 | 25-80   | .313 | 58-79   | .734 | 114-4.2 | 55  | 11  | 44  | 293-10.9 |









# 2021-22 SCHEDULE

|         |   |
|---------|---|
| NOV. 9  | VS JACKSON SATE                                     |
| NOV. 12 | VS BETHUNE-COOKMAN                                  |
| NOV. 14 | VS STETSON  |
| NOV. 18 | VS FAU  |
| NOV. 25 | VS WASHINGTON STATE <small>BAHAMAR SHOWCASE</small> |
| NOV. 27 | VS INDIANA <small>BAHAMAR SHOWCASE</small>          |
| DEC. 2  | @ MARYLAND <small>BIG TEN/ACC CHALLENGE</small>     |
| DEC. 5  | VS TULANE   |
| DEC. 6  | VS ARKANSAS-PINE BLUFF                              |
| DEC. 12 | VS ROBERT MORRIS                                    |
| DEC. 19 | VS DUKE   |
| DEC. 21 | VS NORTH FLORIDA                                    |
| JAN. 2  | @ VIRGINIA  |
| JAN. 6  | VS WAKE FOREST                                      |
| JAN. 9  | VS LOUISVILLE                                       |
| JAN. 13 | @ CLEMSON   |
| JAN. 16 | VS GEORGIA TECH                                     |
| JAN. 20 | @ FLORIDA STATE                                     |
| JAN. 23 | @ BOSTON COLLEGE                                    |
| JAN. 27 | VS NC STATE   |
| JAN. 30 | @ WAKE FOREST                                       |
| FEB. 3  | VS SYRACUSE   |
| FEB. 6  | @ NORTH CAROLINA                                    |
| FEB. 10 | @ NOTRE DAME  |
| FEB. 13 | VS FLORIDA STATE                                    |
| FEB. 17 | VS PITTSBURGH                                       |
| FEB. 20 | @ GEORGIA TECH                                      |
| FEB. 24 | @ VIRGINIA TECH                                     |
| FEB. 27 | VS CLEMSON  |

HOME

AWAY

NEUTRAL





**SEBASTIAN**

**7**