



## GAME 2 | MIAMI

Assistant Director, Strategic Communications: Sean Asher | Cell: (863) 409-8331 | Email: sasher@athletics.ucf.edu

### GAME INFORMATION

Date ..... Saturday, Nov. 13  
 Time ..... 1 p.m. ET  
 Location ..... Coral Gables, Fla.  
 Arena ..... Watsco Arena  
 Capacity ..... 7,972-seat  
 Video ..... ACC Network Extra  
     Play-by-Play ..... Kyle Sielaff  
     Analyst ..... Megan Perry  
 Audio ..... Twitch  
     Play-by-Play ..... Austin Lyon  
 Twitter ..... @UCF\_MBB  
 Hashtag ..... #ChargeOn

### SCHEDULE/RESULTS

N10	Robert Morris	ESPN+	W, 69-59
N13	at Miami	ACCN	2PM
N16	Jacksonville	ESPN+	7PM
N20	at Evansville	TBA	2PM
N27	Oklahoma	ESPN+	2PM
D1	at Auburn	SECN+	8PM
D5	Bethune-Cookman	ESPN+	2PM
D11	North Carolina A&T	ESPN+	2PM
D15*	at Temple	ESPN2	7PM
D18	Florida State	Bally Sports Sun	3:30PM
D22	North Alabama	ESPN+	7PM
D30	Michigan	ESPN2	7PM
J2*	at SMU	ESPNU	2PM
J5*	Temple	ESPN+	7PM
J8*	Tulsa	ESPNU	2PM
J12*	Memphis	ESPN+	7PM
J15*	at South Florida	ESPN+	7PM
J18*	at ECU	ESPN+	7PM
J22*	Tulane	ESPNU	2PM
J26*	at Wichita State	ESPN+	8PM
J29*	Houston	ESPN2	8PM
F3*	South Florida	ESPN+	7PM
F5*	at Memphis	ESPN2/ESPNU	8PM
F8*	Wichita State	ESPNU	9PM
F17*	at Houston	TBA	9PM/10PM
F20*	ECU	ESPN+	2PM
F23*	Cincinnati	ESPNU	9PM
M3*	at Tulane	ESPN+	8PM
M6*	at Tulsa	ESPNU	2PM

\* American Athletic Conference contest

% The American Tournament - Fort Worth, Texas

All times Eastern



### UCF KNIGHTS (1-0)

Head Coach: Johnny Dawkins (Duke, 1986)

Record at UCF: 95-60 (6th Season)

Overall Record: 251-175 (14th Season)

### MIAMI HURRICANES (1-0)

Head Coach: Jim Larranaga (Providence - 1971)

Record at Miami: 201-130 (11th Season)

Overall Record: 671-464 (38th Season)

## UCFACTS

#### SETTING THE SCENE

- The UCF men's basketball team returned to action by winning its 2021-22 season opener, 69-59, over Robert Morris on Wednesday in front of 4,869 fans at Addition Financial Arena.
- UCF wasted no time establishing itself—allowing the first basket of the night to Robert Morris and then going on a 14-2 run while hitting four of its first six three-point attempts (two each by Darius Perry and Darin Green Jr.).
- UCF connected on 53 percent of its first-half shot attempts (five of 13 from deep)—while its defensive pressure forced eight Robert Morris turnovers and limited the Colonials to 10-of-36 shooting (27.8 percent)
- Perry led the Charge with 18 points and a highlight reel dunk while big man Cheikh Mbacke Diong tied his career high with five blocked shots and contributed seven rebounds.

#### DAWKINS ERA AT UCF

- Johnny Dawkins has made an immediate impact as head coach for the UCF men's basketball team, winning 95 games in six years at the helm.
- Dawkins is 95-60 since starting with the Knights in 2016, a win percentage of .613, the second best of any UCF coach (Torchy Clark, .754 from 1969-83).
- He has the third most wins over any UCF coach, trailing Clark's 274 and Kirk Speraw's 247 from 1993-2010.
- Dawkins has led UCF to its first NIT Final Four (2017), first at-large berth to the NCAA Tournament (2019) and first NCAA Tournament win (2019).
- Prior to Dawkins' arrival at UCF, the program had won three games against ranked opponents from 1984-2016. Since Dawkins has taken over, the Knights have won five games against ranked opponents.
- UCF had never won two games against ranked teams in a single season, and the Knights did it in a span of five days, taking down no. 6 Houston and no. 19 Cincinnati late in the 2018-19 season.
- UCF is now 8-49 all-time against ranked opponents, but 5-15 against ranked teams under Dawkins.

#### BACK AT THE OLD STOMPING GROUNDS

- Knights' assistant coach Kevin Norris makes his return to his Alma Mater as he was a four-year standout at the University of Miami from 1994-98.
- Norris played point guard for the Hurricanes and is one of the most accomplished players in program history as he still holds the record for steals (208) and consecutive starts (108) to this day.
- Norris ranks second all-time at Miami in assists (493) and fourth in total starts (108).
- The 1994-95 BIG EAST All-Rookie Team honoree is the only player in program history to lead Miami in assists four years in a row.

#### WHO IS BACK?

- The Knights are among the leaders in the country with 97 percent of their points scored and 96 percent of their minutes played from the 2020-21 season returning for the upcoming season.
- Key returners suiting up for the black and gold again this season include Darius Perry, Brandon Mahan, Isaiah Adams, Darin Green Jr., Dre Fuller Jr., C.J. Walker, Jamille Reynolds and Sean Mobley.
- Each one of those players saw over 250 minutes of action for UCF last season.

## A UCF WIN WOULD

- Be better than a loss
- Be UCF's first over the Hurricanes since Nov. 21, 2013 (63-58)
- Be Dawkins' 96th as head coach at UCF
- Bring UCF to 3-8 all-time against the Hurricanes
- Give UCF back-to-back wins to open the season for the first time since 2017-18

## RECORD BREAKDOWN

Overall .....	1-0
The American .....	0-0
Non-Conference .....	1-0
Home .....	1-0
Away .....	0-0
Neutral .....	0-0

Twitter: @UCF\_MBB | Instagram: UCF.MBB | Facebook: /UCFMensBasketball



## BY THE NUMBERS

### KNIGHTS

69	POINTS	»	77
59	« DEFENSE		67
+10	MARGIN		+10
43.8	FG%	»	48.3
32.8	OPP. FG%	»	41.4
6	« THREES		5
25.0	3FG%	»	29.4
17.4	« OPP. 3FG%		23.8
70.0	« FT%		63.6
-10	REB MARGIN	»	+11
11	ASSISTS	»	20
9	TOs	»	13
1.2	AST-TO	»	1.54
9	STEALS	»	10
8	« BLOCKS		6

### HURRICANES

## KNIGHT NOTES

### WHO IS GONE?

- The biggest loss is Avery Diggs. The former UCF big man saw 157 minutes last season. He accounted for 45 points, 26 rebounds, 10 assists and two blocks.
- Ibrahim Famouke Doumbia is also gone, but the 6-foot-7 forward played the fewest minutes on the team last season and only saw action in five games.
- Other players that are no longer on the team in 2021-22 include Josh Kaplan, Moses Bol, Isaac Ward, and Xavier Grant, but none of these players suited up in a game for the Knights in 2020-21.

### WHO IS NEW?

- Immediately eligible transfer Cheick Mbacke Diong is a redshirt senior forward who comes to UCF from UNLV, where he served as a team captain last season. Last season with the Rebels, the 6-foot-11 Diong averaged 8.9 points and 7.4 rebounds per game, while shooting 60.7 percent from the field. He also had 27 blocks, 33 steals and 20 assists in 2020-21.
- Diong is a native of Dakar, Senegal - the home of Tacko Fall and assistant coach Mamadou N'Diaye.
- Next, there are a pair of true freshman guards in Darius Johnson and P.J. Edwards. Johnson, the son of UCF Men's Basketball Director of Player Development Kelvin Johnson, was a four-star recruit by both Rivals and ESPN out of Episcopal High School in Virginia.
- Edwards is a 6-foot-4 combo guard originally out of Springfield, Illinois. He was rated as a three-star recruit by Rivals and was ranked as high as the 17th-best player out of the state of North Carolina when head coach Johnny Dawkins signed him at the beginning of 2021.
- A 6-foot-9 forward out of Dallas, Texas, Ed'Xavier Rhodes is a 6-foot-9 forward who was rated as a three-star recruit by Rivals and was ranked as one of the top power forwards in the class when head coach Johnny Dawkins signed him back in April 2021. He averaged 20 points, nine rebounds, and 2.5 blocks per game last season at Skyline High School in Dallas.
- Finally, JUCO transfer Tyem Freeman was named a National Junior College Association of America first-team All-American as a freshman at Indian Hills Community College in 2020-21. The 6-foot-6 guard was the only freshman to earn the accolade as he averaged 18.1 points per game and 7.3 rebounds per contest while shooting 52.2 percent from the field. He joins the Knights as a sophomore, but technically has four years of eligibility remaining due to the COVID-19 extra year.

## SERIES INFORMATION

Overall:	2-8
in Moon Township:	1-4
in Orlando:	0-4
at Neutral location:	1-0
Streak:	0-1
Last meeting:	Nov. 12, 2019 (L, 79-70)
Last UCF win:	Nov. 21, 2013 (W, 63-58)

## UCF RANKING SUMMARY (2020-21)

AS OF NOV. 12

Category	Natl.	AAC	Value
Ast-to-TO Ratio	126	7	1.22
Assists Per Game	233	10	11.0
Blocks Per Game	20	2	8.0
Fewest Turnovers	42	2	9
Field Goal Percentage	183	9	43.8
FG% Defense	49	3	32.8
FT Percentage	159	3	70.0
Rebound Margin	298	11	-10.0
Scoring Defense	93	5	59.0
Scoring Offense	211	9	69.0
Steals Per Game	105	4	9.0
3-Pt FG% Defense	35	1	17.4
3-Pt FGs Per Game	208	8	6.0
3-Pt FG Percentage	268	8	25.0

### CHALLENGING NON-CONFERENCE SLATE

- Highlighted by home games against Michigan and Oklahoma, as well as matchups against Florida State, Miami, and Auburn away from home, UCF will play 11 non-conference games in total to open the year.
- Three of the Knights' 11 non-conference opponents are ranked in the AP Top 25 preseason poll in No. 6 Michigan, No. 20 Florida State and No. 22 Auburn.
- The Knights defeated then No. 15 Florida State at their place, 86-74, last season and took down Auburn, 63-55, to open the 2020-21 season at home.
- Home games at Addition Financial Arena will return to 100% capacity for the 2021-22 season.

### 2020-21 LATE BLOOMERS

- UCF won five consecutive games and seven of its last nine toward the end of the 2020-21 season before falling in the American Athletic Conference Championship quarterfinals to Memphis.
- The Knights' offense was scoring 74.8 points per game during that streak - 7.3 more points per game than their season average (67.5).
- UCF was shooting 48.5 percent from the floor and 38.1 percent from 3-point range, compared to season averages of 43.3 percent and 35.9 percent, respectively.
- Even the free throw shooting was better, hitting at 77.5 percent during the last five games, compared to 73.6 percent on the season.
- The Knights also averaged 15.4 assists per game during that late run, as compared to their season average of 12.3 per contest.
- UCF earned its fourth American Athletic Conference Tournament victory on March 11, defeating ECU in the first round of the AAC tournament, 72-62.

### MORE OF MAHAN

- Back for his third and final year in the black and gold, Brandon Mahan was a key contributor to the Knights in 2020-21, picking up third-team all-conference honors to end the year.
- Mahan was the lone Knight honored by The American in the 2021-22 preseason poll as he was selected preseason second-team all-conference in October.
- The Birmingham, Alabama native broke out in his second year with the Knights in 2020-21, totaling 12.3 points per game and tying for the UCF high with 5.0 rebounds per contest.
- The 6-foot-5 guard owns an 84.0 free throw percentage during his career with the Knights, currently the highest mark in program history.
- Mahan ranked sixth in the nation with his 90.6 percent mark from the free throw line in 2020-21 and was third in the American Athletic Conference with a 43.8 percent clip from 3-point range.
- He was also Top 15 in The American in threes made per game, field goal percentage, and minutes played per game, helping him to earn third-team all-conference honors following the end of the regular season.
- Mahan's best outing from last season was his 32-point effort in UCF's win at 15th-ranked Florida State on Dec. 19. He went 10-of-13 from the field and 10-of-10 from the line to top the Seminoles.



## QUICK FACTS

### UCF INFORMATION

Location	Orlando, Fla.
Founded	1963
Enrollment	70,000+
Nickname	Knights
Colors	Black and Gold
Conference	American Athletic
Interim President	Alexander Cartwright
Director of Athletics	Terry Mohajir
Athletics Phone	(407) 823-2261
Ticket Office Phone	(407) 823-1000

### ADDITION FINANCIAL ARENA

Capacity	10,000
Year Opened	2007
Press Row Phone	(863) 409-8331

### BASKETBALL HISTORY

First Year of Basketball	1969-70
First Year in Division I	1984-85
First Year in AAC	2013-14
All-Time Record	790-647/843-648*
NCAA Tournaments/Last	Five/2019

\* 2008-09 (17-14), 2009-10 (15-17), 2011-12 (21-12)  
victories vacated due to NCAA sanctions

### TEAM INFORMATION

2020-21 Record	11-12
Conference Record/Finish	8-10/6th
Home Record	6-3
Road Record	4-8
Neutral Record	1-1
Conference Tournament	Quarterfinals
Postseason	--
Starters Returning/Lost	5/0
Letterwinners Returning/Lost	8/1
Newcomers	5

### STRATEGIC COMMUNICATIONS

Primary Contact	Sean Asher
Seconday Contact	Daniel Forcella
Cell Phone	(207) 650-6790
Email	sasher@athletics.ucf.edu
Mailing Address	Roth Athletics Center 4192 North Orion Blvd. Orlando, FL 32816
Website	www.UCFKnights.com
Twitter	@UCF_MBB
Instagram	UCF.MBB
Facebook	/UCFMensBasketball

## KNIGHT NOTES

### MR. BASKETBALL IS BACK

- Isaiah Adams burst onto the scene as a true freshman for the Knights during the 2020-21 season, picking up all-freshman team honors from the American Athletic Conference following the regular season.
- The Jacksonville native and former Florida Mr. Basketball was second among all AAC freshmen in scoring and led all true freshmen with 9.9 points per game.
- He picked up AAC Freshman of the Week honors three times (Dec. 21, Feb. 22 and March 8).
- The 6-foot-6 forward led the Knights and ranked ninth in the conference with a 46.6 percent mark from the floor and was ninth in the league with 1.3 steals per game.
- Adams' most impressive performance of the season was his 26-point outing at Tulane, where he went 10-of-11 from the floor, 4-of-5 from 3-point range and added five assists.

### PERRY POISED AS POINT GUARD

- Senior grad transfer Darius Perry proved to be a leader for the Knights in his first season in Orlando, leading the way with 14.7 points per game, good for seventh in the conference.
- Perry was named a team captain, along with Cheikh Mbacke Diong and Levy Renaud to begin the 2021-22 season.
- Perry immediately proved to be worthy of that honor as he led the Knights with 18 points, four assists and four offensive rebounds to help the Knights edge out Robert Morris in their season opener.
- The former Louisville Cardinal was a third-team all-conference honoree last season.
- Perry also led UCF in assists with 3.4 per contest, was second among qualifiers with a 38.3 three-point field goal percentage and was second behind only Mahan with a 86.4 free throw percentage.
- Perry made 10 made 3-pointers against Tulsa (Feb. 6) and Wichita State (Feb. 10) in 2020-21, which were the most made threes in back-to-back games by a Knight since Matt Williams had 10 against Houston and Memphis on Feb. 1 and Feb. 4, 2017.

### C.J. "SKY" WALKER

- Entering his second season at UCF in 2021-22, Walker is a defensive nightmare for opposing offenses. Playing in 21 out of 23 games in the 2020-21 season, Walker tied the team lead for rebounds with 5.0 per game, led the team and the conference with 1.7 blocked shots per game and also averaged 7.0 points per game.
- Walker paced the Knights in rebounds in their 2021-22 season debut, grabbing eight boards and adding 12 points, including a monster slam dunk.
- Over the course of the 2020-21 season, Walker totaled 36 blocks, 19 steals, and 104 rebounds.
- Walker was a force to be reckoned with in UCF's dominant win over South Florida on Feb. 17. He led the team with 18 points, four blocked shots, and nine rebounds.
- The 6-foot-8 forward had at least one blocked shot in 18 out of 21 games played last season, including three in the AAC quarterfinals against Memphis.
- The Sanford, Fla. native scored in double figures in each of his last three games played of the 2020-21 regular season, averaging 14.7 points, 8.3 rebounds and 2.7 blocked shots per game during the stretch.

### GREEN IS GOOD

- Darin Green Jr. was solid in year two for the Knights during the 2020-21 season, averaging 11.3 points per game, which ranked 17th in the conference and third on the team.
- Green debuted with a solid 14 points, including six from beyond the arc, to open his junior season in 2021-22.
- The Charlotte, North Carolina product also led the Knights with 53 made 3-pointers and ranked seventh in the league with 2.3 made threes per game.
- Green was also monumental in UCF's 86-74 win over then 15th-rated Florida State last season as he knocked down six 3-pointers and scored a season-high 20 points against the Seminoles.
- In his freshman season in 2020-21, Green set a UCF freshman record with 68 made 3-pointers
- He led The American with 41.7 percent shooting from 3-point range and 2.3 threes made per game.

### HAPPY TO HAVE YOU ON BOARD, MAMADOU AND CHARLES

- The Knights added a pair of newcomers to the staff over the summer in assistant coach Mamadou N'Diaye and head strength coach Charles Stepheson.
- N'Diaye comes to UCF after two seasons as an associate coach at the University of San Francisco, having previously been an assistant at Coastal Carolina (2011-13) and Georgia Tech (2014-16).
- A former NBA player for the Toronto Raptors (2001-03), Dallas Mavericks (2003-04), Atlanta Hawks (2003-04), and Los Angeles Clippers (2004-05), N'Diaye was a four-year standout at Auburn and enjoyed a 10-year professional career before joining the coaching ranks.
- Stephenson brings nearly 35 years of experience as a strength coach at the collegiate level. Most recently, he was the Director of Performance with the Utah men's basketball team from 2012-2021, where he was the first basketball-specific strength coach in Runnin' Utes program history.
- Before that, Stephenson was the strength coach for men's basketball at North Carolina State from 1996-2011 and previously held the same position at Auburn from 1994-96. Prior to Auburn, he was an assistant strength and conditioning coach at the University of Virginia from 1987-94.





## NUMERICAL ROSTER

No.	Name	Pos.	Ht.	Wt.	Yr.	Hometown (High School/Previous School)
0	Darius Johnson	G	6-1	190	Fr.	Boysd, Md. (Episopal [Va.])
1	Tony Johnson Jr.	G	6-3	185	Jr.	Eufaula, Ala. (Eufala/The Skill Factory [Ga.])
2	Darius Perry	G	6-2	185	5th	Marietta, Ga. (Wheeler/Louisville)
3	Isaiah Adams	F	6-6	210	So.	Jacksonville, Fla. (Paxon)
4	Jamille Reynolds	F	6-10	285	So.	St. Petersburg, Fla. (Lakewood)
5	P.J. Edwards	G	6-4	200	Fr.	Springfield, Ill. (Liberty Heights [N.C.])
10	Levy Renaud	G	6-2	185	Sr.	Fort Lauderdale, Fla. (NSU University School)
11	Tyem Freeman	G	6-6	210	R-So.	Springfield, Mo. (Parkview/Indian Hills CC)
12	Ed'Xavior Rhodes	F	6-9	210	Fr.	Dallas, Tex. (Skyline)
13	Brandon Mahan	G	6-5	205	5th	Birmingham, Ala. (Central Park Christian/Texas A&M)
20	Sean Mobley	F	6-8	235	R-Sr.	Orlando, Fla. (Montverde Academy/VCU)
21	C.J. Walker	F	6-8	205	Jr.	Sanford, Fla. (Oak Ridge/Oregon)
22	Darin Green Jr.	G	6-4	185	Jr.	Charlotte, N.C. (Wharton [Fla.])
24	Dre Fuller Jr.	G	6-5	215	R-Jr.	Fayetteville, N.C. (Admiral Farragut [Fla.])
25	Ryan Anders	F	6-6	235	Sr.	Tampa, Fla. (Wharton)
34	Cheikh Mbacke Diong	F	6-11	235	R-Sr.	Dakar, Senegal (Florida Prep Academy/UNLV)

Head Coach  
Assistant Coach  
Assistant Coach  
Assistant Coach  
Director of Operations  
Director of Player Development  
Video Coordinator  
Athletic Trainer  
Head Strength Coach

Johnny Dawkins (Duke, 1986) - Sixth Season  
Kevin Norris (Miami, 1998) - Sixth Season  
Robbie Laing (Troy, 1982) - Sixth Season  
Mamadou N'Diaye (Auburn, 2000) - First Season  
Jimmy Drew (DePaul, 2011) - Sixth Season  
Kelvin Johnson (Richmond, 1985) - Fifth Season  
Jaycob Ammerman (Flagler, 2013) - Sixth Season  
Raymond Chiu (Texas, 2015) - Third Season  
Charles Stephenson (Virginia, 1989) - First Season



**DARIUS JOHNSON**  
#0 • G • Fr. • 6-1  
Boysd, Md.



**TONY JOHNSON JR.**  
#1 • G • Jr. • 6-3  
Eufala, Ala.




**DARIUS PERRY**  
#2 • G • 5th Yr. • 6-2  
Marietta, Ga.




**ISAIAH ADAMS**  
#3 • F • So. • 6-6  
Jacksonville, Fla.



**JOHNNY DAWKINS**  
Head Coach  
Sixth Year



**JAMILLE REYNOLDS**  
#4 • F • So. • 6-10  
St. Petersburg, Fla.



**P.J. EDWARDS**  
#5 • G • Fr. • 6-4  
Springfield, Ill.



**LEVY RENAUD**  
#10 • G • Sr. • 6-2  
Ft. Lauderdale, Fla.




**TYEM FREEMAN**  
#11 • G • r-So. • 6-6  
Springfield, Mo.



**KEVIN NORRIS**  
Assistant Coach  
Sixth Year



**ED'XAVOR RHODES**  
#12 • F • Fr. • 6-9  
Dallas, Tex.



**BRANDON MAHAN**  
#13 • G • 5th Yr. • 6-5  
Birmingham, Ala.



**SEAN MOBLEY**  
#20 • F • r-Sr. • 6-8  
Orlando, Fla.




**C.J. WALKER**  
#21 • F • Jr. • 6-8  
Sanford, Fla.



**ROBBIE LAING**  
Assistant Coach  
Sixth Year




**DARIN GREEN JR.**  
#22 • G • Jr. • 6-4  
Charlotte, N.C.



**DRE FULLER JR.**  
#24 • G • r-Jr. • 6-5  
Fayetteville, N.C.



**RYAN ANDERS**  
#25 • F • Sr. • 6-6  
Tampa, Fla.



**CHEIKH MBACKE DIONG**  
#34 • F • r-Sr. • 6-11  
Dakar, Senegal



**MAMADOU N'DIAYE**  
Assistant Coach  
First Year

## ALPHABETICAL

No.	Name	Yr.
3	Isaiah Adams	So.
25	Ryan Anders	Sr.
34	Cheikh Mbacke Diong	R-Sr.
5	P.J. Edwards	Fr.
11	Tyem Freeman	R-So.
24	Dre Fuller Jr.	R-Jr.
22	Darin Green Jr.	Jr.
0	Darius Johnson	Fr.
1	Tony Johnson Jr.	Jr.
13	Brandon Mahan	5th
20	Sean Mobley	R-Sr.
2	Darius Perry	5th
4	Jamille Reynolds	So.
10	Levy Renaud	Sr.
12	Ed'Xavior Rhodes	Fr.
21	C.J. Walker	Jr.

## PRONUNCIATIONS

4	Jamille Reynolds	Juh-meal	---
10	Levy Renaud	Leh-vee	Reh-no
11	Tyem Freeman	Tie-emm	---
12	Ed'Xavior Rhodes	Ed-X-Avior	---
34	Cheikh Mbacke Diong	Check	M-Bahk-A - Jong
AC	Robbie Laing	---	Lang (Hard A)
AC	Mamadou N'Diaye	Mom-uh-due	N-jie-ee
VC	Jaycob Ammerman	---	Am-err-man
AT	Raymond Chiu	---	Chew

## BY LOCATION

<b>Alabama</b>		
1	Tony Johnson Jr.	Jr
13	Brandon Mahan	5th
<b>Florida</b>		
3	Isaiah Adams	So.
25	Ryan Anders	R-Sr.
20	Sean Mobley	R-Sr.
10	Levy Renaud	Sr.
4	Jamille Reynolds	So.
21	C.J. Walker	Jr.
<b>Georgia</b>		
2	Darius Perry	5th
<b>Illinois</b>		
5	P.J. Edwards	Fr.
<b>International</b>		
34	Cheikh Mbacke Diong	R-Sr.
<b>Maryland</b>		
0	Darius Johnson	Fr.
<b>Missouri</b>		
11	Tyem Freeman	R-So.
<b>North Carolina</b>		
24	Dre Fuller Jr.	R-Jr.
22	Darin Green Jr.	Jr.
<b>Texas</b>		
12	Ed'Xavior Rhodes	Fr.

## BY CLASS

<b>Freshman (3)</b>		
0	Darius Johnson	G
5	P.J. Edwards	G
12	Ed'Xavior Rhodes	F
<b>Sophomores (3)</b>		
3	Isaiah Adams	F
4	Jamille Reynolds	F
11	Tyem Freeman	G
<b>Juniors (4)</b>		
24	Dre Fuller Jr.	G
22	Darin Green Jr.	G
1	Tony Johnson Jr.	G
21	C.J. Walker	F
<b>Seniors (6)</b>		
25	Ryan Anders	F
20	Sean Mobley	F
10	Levy Renaud	G
13	Brandon Mahan	G
2	Darius Perry	G
34	Cheikh Mbacke Diong	F



## THE AMERICAN

### STANDINGS

AS OF NOV. 11

School	AAC	Overall	Streak
UCF	0-0	1-0	W1
Cincinnati	0-0	1-0	W1
East Carolina	0-0	1-0	W1
Houston	0-0	1-0	W1
Memphis	0-0	1-0	W1
SMU	0-0	1-0	W1
South Florida	0-0	1-0	W1
Temple	0-0	1-0	W1
Tulane	0-0	1-0	W1
Tulsa	0-0	1-0	W1
Wichita State	0-0	1-0	W1

### STATISTICAL LEADERS - 2020-21 FINAL

Scoring	Team	PPG
1. Jayden Gardner	ECU	18.3
2. Quentin Grimes	Houston	17.9
3. Kendrick Davis	SMU	17.7
4. Tyson Etienne	Wichita	17.1
5. Jaylen Forbes	Tulane	16.8

Rebounding	Team	RPG
1. Justin Gorham	Houston	9.4
2. Feron Hunt	SMU	8.3
3. Jayden Gardner	ECU	8.3
4. Michael Durr	South Florida	7.6
5. Alexis Yetna	South Florida	7.3

Field Goal Percentage	Team	Per.
1. Darien Jackson	Tulsa	64.0
2. Morris Udeze	Wichita	63.2
3. Feron Hunt	SMU	56.9
4. Jake Forrester	Temple	56.7
5. Moussa Cisse	Memphis	54.8

Assists	Team	APG
1. Kendrick Davis	SMU	7.6
2. David DeJulius	Cincinnati	4.6
3. Alex Lomax	Memphis	4.4
4. Jordan Walker	Tulane	4.4
5. Tristen Newton	ECU	4.2

Free Throw Percentage	Team	APG
1. Brandon Mahan	UCF	89.8
2. Tristan Newton	ECU	89.5
3. Kendrick Davis	SMU	85.9
4. Darius Perry	UCF	85.5
5. Jaylen Forbes	Tulane	83.1

Steals	Team	SPG
1. Alex Lomax	Memphis	1.9
2. Jordan Walker	Tulane	1.7
3. Brandon Rachal	Tulsa	1.6
4. Kendrick Davis	SMU	1.5
5. Alterique Gilbert	Wichita	1.5

Three-Point Percentage	Team	Per.
1. Charles Smith IV	SMU	46.3
2. Brendan Barry	Temple	45.3
2. Brandon Mahan	UCF	44.0
4. Tyson Etienne	Wichita	40.0
5. Quentin Grimes	Houston	38.9

Three-Pointers Made	Team	Threes
1. Quentin Grimes	Houston	3.1
2. Tyson Etienne	Wichita	3.1
3. Marcus Sasser	Houston	2.6
4. Jaylen Forbes	Tulane	2.5
5. Darin Green Jr.	UCF	2.4

Blocked Shots	Team	BPG
1. Moussa Cisse	Memphis	1.9
2. C.J. Walker	UCF	1.7
3. Brison Greshman	Houston	1.6
4. Tari Eason	Cincinnati	1.2
5. Ludgy Debaut	ECU	1.0
Chris Vogt	Cincinnati	1.0

## PRESEASON HONORS

### Preseason Player of the Year

Tyson Etienne, Wichita State

### Preseason Rookie of the Year

Jalen Duren, Memphis

### Preseason All-Conference First Team

Marcus Sasser, Jr., G, Houston  
Jalen Duren, Fr., C, Memphis  
Landers Nolley II, R-Jr., G, Memphis  
Kendric Davis, Sr., G, SMU\*  
Tyson Etienne, Jr., G, Wichita State\*

### Preseason All-Conference Second Team

**Brandon Mahan, Gr., G, UCF**  
Emoni Bates, Fr., F, Memphis  
Deandre Williams, Sr., F, Memphis  
Jeremiah Davenport, Jr., G, Cincinnati  
Jaylen Forbes, So., G, Tulane

Rank	Team (First Place Votes)	Points
1	Houston (8)	98
2	Memphis (3)	92
3	SMU	77
4	Wichita State	76
5	<b>UCF</b>	<b>66</b>
6	Cincinnati	52
7	Tulsa	43
8	Temple	37
T9	South Florida	25
T9	Tulane	25
11	East Carolina	14

First-place votes in parenthesis.

## 2020-21 WEEKLY HONORS

### Player of the Week

Nov. 30	Marcus Sasser	Guard	Houston
Dec. 7	Kendric Davis	Guard	SMU
Dec. 14	David Collins	Guard	South Florida
Dec. 21	<b>Brandon Mahan</b>	<b>Guard</b>	<b>UCF</b>
Dec. 28	Tyson Etienne	Guard	Wichita State
Jan. 4	Brandon Rachal	Guard	Tulsa
Jan. 11	Marcus Sasser	Guard	Houston
Jan. 18	Morris Udeze	Forward	Wichita State
Jan. 25	Quentin Grimes	Guard	Houston
Feb. 1	Tyson Etienne	Guard	Wichita State
Feb. 8	Jayden Gardner	Forward	ECU
Feb. 15	Kendric Davis	Guard	SMU
Feb. 22	Tyson Etienne	Guard	Wichita State
March 1	Quentin Grimes	Guard	Houston
March 8	Dexter Dennis	Guard	Wichita State

### Freshman of the Week

Nov. 30	Tramon Mark	Guard	Houston
Dec. 7	Tramon Mark	Guard	Houston
Dec. 14	Moussa Cisse	Center	Memphis
Dec. 21	<b>Isaiah Adams</b>	<b>Forward</b>	<b>UCF</b>
Dec. 28	Caleb Murphy	Guard	South Florida
Jan. 4	Caleb Murphy	Guard	South Florida
Jan. 11	Ricky Council IV	Guard	Wichita State
Jan. 18	Damian Dunn	Guard	Temple
Jan. 25	Moussa Cisse	Center	Memphis
Feb. 1	Tylan Pope	Forward	Tulane
Feb. 8	Damian Dunn	Guard	Temple
Feb. 15	Jeremiah Williams	Guard	Temple
Feb. 22	<b>Isaiah Adams</b>	<b>Forward</b>	<b>UCF</b>
March 1	Moussa Cisse	Center	Memphis
March 8	<b>Isaiah Adams</b>	<b>Forward</b>	<b>UCF</b>

### UCF on the Honor Roll

Dec. 28	<b>Brandon Mahan</b>	<b>Guard</b>	<b>UCF</b>
Jan. 25	<b>Darius Perry</b>	<b>Guard</b>	<b>UCF</b>
Feb. 15	<b>Darius Perry</b>	<b>Guard</b>	<b>UCF</b>
Feb. 22	<b>Darius Perry</b>	<b>Guard</b>	<b>UCF</b>





## TRENDS

Win the tip .....	0-0
Lose the tip .....	1-0
Home games .....	1-0
Away games .....	0-0
Neutral site games .....	0-0
vs. Top 25 teams .....	0-0
Lead at Halftime .....	1-0
Trail at Halftime .....	0-0
Tied at Halftime .....	0-0
In Overtime .....	0-0
Lead with 10:00 remaining .....	1-0
Trail with 10:00 remaining .....	0-0
Tied with 10:00 remaining .....	0-0
Lead with 5:00 remaining .....	1-0
Trail with 5:00 remaining .....	0-0
Tied with 5:00 remaining .....	0-0
Lead with 2:00 remaining .....	1-0
Trail with 2:00 remaining .....	0-0
Tied with 2:00 remaining .....	0-0
Score Fewer than 50 Points .....	0-0
Score 50-59 Points .....	0-0
Score 60-69 Points .....	1-0
Score 70-79 Points .....	0-0
Score 80-89 Points .....	0-0
Score 90+ Points .....	0-0
Opponent Scores Fewer than 50 Points .....	0-0
Opponent Scores 50-59 Points .....	1-0
Opponent Scores 60-69 Points .....	0-0
Opponent Scores 70-79 Points .....	0-0
Opponent Scores 80-89 Points .....	0-0
Opponent Scores 90+ Points .....	0-0
Shoot Under 30 Percent .....	0-0
Shoot 30-39 Percent .....	0-0
Shoot 40-49 Percent .....	1-0
Shoot 50+ Percent .....	0-0
Opponent Shoots Under 30 Percent .....	0-0
Opponent Shoots 30-39 Percent .....	1-0
Opponent Shoots 40-49 Percent .....	0-0
Opponent Shoots 50+ Percent .....	0-0
Outrebound Opponent .....	0-0
Outrebounded by Opponent .....	1-0
Rebounds equal .....	0-0
Commit fewer turnovers .....	1-0
Commit more turnovers .....	0-0
Turnovers equal .....	0-0
Outscore opponents bench .....	1-0
Opponent bench scores more .....	0-0
Games Decided by 1-5 Points .....	0-0
Games Decided by 6-10 Points .....	1-0
Games Decided by 11-19 Points .....	0-0
Games Decided by 20+ Points .....	0-0
Wearing white .....	1-0
Wearing black .....	0-0
Wearing anthracite .....	0-0
November .....	1-0
December .....	0-0
January .....	0-0
February .....	0-0
March .....	0-0
Monday .....	0-0
Tuesday .....	0-0
Wednesday .....	1-0
Thursday .....	0-0
Friday .....	0-0
Saturday .....	0-0
Sunday .....	0-0

## THE LAST TIME

Category	UCF	Opponent
Scored 100	101 vs. Bethune (12/22/15)	100 vs. Tulane (1/14/15)
Scored 110	115 vs. West Florida (11/12/10)	127 vs. Southern (2/24/93)
Scored 120	130 vs. Florida Tech (1/23/80)	127 vs. Southern (2/24/93)
Scored under 40	38 vs. #11 Cincinnati (1/16/18)	37 vs. SMU (2/17/18)
Scored under 50	48 at South Florida (2/1/20)	49 vs. Tulane (2/12/21)
Won by 30	32 vs. ECU (3/8/20)	37 at #6 Cincinnati (2/6/18)
Won by 40	47 vs. SMU (2/24/19)	42 at Coll. of Charles. (2/1/96)
Won by 50	54 vs. West Florida (11/12/10)	50 at North Carolina (12/2/89)
Made 40 FG	40 at Marshall (2/27/10)	41 at Florida State (12/6/14)
Attempted 80 FG	88 at Marshall (2/27/10)	80 vs. Tulane (1/14/15)
Made 12 3-pt FG	14 at Tulane (2/20/21)	13 at Memphis (2/1/21)
Made 15 3-pt FG	15 vs. ECU (3/8/20)	16 vs. Tulane (1/14/15)
Attempted 30 3-pt FG	30 at Cincinnati (2/12/21)	30 at Wichita State (1/30/21)
Made 30 FT	30 at Tulane (12/28/16)	30 at Houston (1/3/20)
Made 35 FT	36 vs. Bethune (12/22/15)	43 at Marshall (2/27/10)
Attempted 40 FT	44 vs. South Florida (2/13/19)	42 at Wichita State (1/25/20)
Attempted 50 FT	56 vs. FAU (12/15/93)	67 at Marshall (2/27/10)
Had 50 rebounds	58 vs. SMU (2/24/19)	50 vs. Memphis (2/22/15)
Had 60 rebounds	69 vs. West Florida (12/17/93)	61 at Georgia (12/19/95)
Had 25 assists	27 vs. Florida A&M (1/5/13)	28 vs. Louisville (12/31/13)
Had 30 assists	30 vs. Campbell (2/28/04)	43 at Dayton (12/3/88)
Had 15 steals	16 at Cincinnati (2/19/20)	20 at Memphis (2/1/21)
Had 20 steals	22 vs. Navy (12/6/03)	20 at Memphis (2/1/21)
Had 10 blocks	10 vs. Rider (11/6/18)	15 vs. St. John's (11/26/17)
Had 14 blocks	14 vs. Temple (3/12/14)	15 vs. St. John's (11/26/17)
Didn't hit a 3-pt FG	0-14 at #6 Cincinnati (2/6/18)	0-23 vs. UAB (1/9/13)
Won an OT game	89-87 at Cincinnati (2/19/20)	93-88 at Wichita State (1/30/21)
Lost an OT game	93-88 at Wichita State (1/30/21)	89-79 at Cincinnati (2/19/20)
Multiple OT game	89-87 at Cincinnati (2/19/20)	89-87 at Cincinnati (2/19/20)

Category	UCF Player
Scored 25 pts	26, Isaiah Adams at Tulane (2/20/21)
Scored 30 pts	32, Brandon Mahan at #15 Florida State (12/19/20)
Scored 35 pts	36, Aubrey Dawkins at Temple (3/9/19)
Scored 40 pts	45, Jermaine Taylor vs. Rice (2/25/09)
Two players score 20 pts	at Tulane (2/20/21) Isaiah Adams (26), Darius Perry (20)
Three players score 20 pts	at #15 Florida State (12/19/20) Brandon Mahan (32), Isaiah Adams (22), Darin Green Jr. (20)
Five players score 10 pts	vs. ECU (3/11/21) Darius Perry (15), Darin Green Jr. (12), Avery Diggs (12) Jamille Reynolds (10), Brandon Mahan (10)
Three reserves score 10 pts	at Illinois State (11/17/19) Brandon Mahan (17), Darin Green Jr. (13), Avery Diggs (10)
Made 20 FG	23, Bo Clark vs. Florida Tech (1/17/79)
Attempted 20 FG	20, Dazon Ingram vs. Penn (11/28/19)
Attempted 30 FG	31, Jermaine Taylor vs. ECU (3/7/09)
Made 5 3-point FG	6, Darius Perry at Tulane (2/20/21)
Made 6 3-point FG	6, Darius Perry at Tulane (2/20/21)
Made 7 3-point FG	11, Matt Williams vs. USF (1/17/17)
Made 10 3-point FG	11, Matt Williams vs. USF (1/17/17)
Attempted 15 3-pt FG	21, Matt Williams vs. USF (1/17/17)
Attempted 20 3-pt FG	21, Matt Williams vs. USF (1/17/17)
Made 10 FT	10, Brandon Mahan at #15 Florida State (12/19/20)
Made 15 FT	15, Bennie Shaw vs. Medgar Evers (12/18/75)
Attempted 15 FT	15, Collin Smith vs. Cincinnati (1/11/20)
Attempted 20 FT	21, Tacko Fall vs. South Florida (2/13/19)
Had 15 rebounds	16, Dazon Ingram at Tulane (1/14/20)
Had 20 rebounds	20, Tacko Fall vs. SMU (2/24/19)
Had 10 assists	10, Dazon Ingram at ECU (2/6/20)
Had 12 assists	13, Brandon Goodwin at Tulane (2/19/15)
Had 6 blocks	6, Tacko Fall at Missouri (12/2/18)
Had 8 blocks	8, Tom Herzog vs. Bethune-Cookman (12/11/10)
Had 7 steals	9, Isaiah Sykes vs. Georgia Southwestern (2/26/13)
Had a triple-double	Isaiah Sykes vs. East Carolina - 20 pts/16 reb/11 ast (2/9/13)





# JOHNNY DAWKINS

Head Coach | Sixth Season



Johnny Dawkins was named UCF's seventh head men's basketball coach on March 23, 2016. In five seasons at the helm, Dawkins has led the program to new heights, including guiding UCF to its first at-large berth into the NCAA Tournament in 2018-19, as well as helping the Knights to their first NCAA Tournament victory in the same season.

Dawkins led UCF to a 11-12 overall record for the COVID-19 affected 2020-21 season, including an 8-10 record in league play. The Knights had one of the most difficult non-conference schedules in the nation, including Oklahoma, Auburn, Michigan and Florida State. The game against the Sooners was canceled, but UCF went 2-1 in the other three games, defeating Auburn at home and winning

at 15th-ranked Florida State, the program's first victory over the Seminoles.

The Knights won five of their last six games to end the season, and three members of Dawkins' 2020-21 team were recognized by the conference for their efforts on the court throughout the season as Darius Perry and Brandon Mahan earned third-team all-conference honors while Isaiah Adams was named to the all-freshman team.

It marked just the second time that the Knights have put multiple student-athletes on The American's all-conference teams and the ninth time in the program's Division I history that multiple Knights have earned all-conference honors in the same season, dating back to the 1993-94 season. With two players on the three all-conference teams, only Houston had more players earn all-conference honors.

The COVID-19 pandemic halted the 2019-20 season before the AAC Tournament could get underway, and the Knights finished the year with a record of 16-14. UCF earned wins over rival South Florida, Tulsa, SMU and on the road at Cincinnati for the first time in program history.

The 2018-19 season was one of Dawkins' best to date as he guided UCF to a nine seed in the NCAA tournament, their highest seed in five all-time NCAA Tournament appearances, and defeated eighth seeded VCU, 73-58 in first-round action.

UCF then came inches away from upsetting top overall seed Duke in the second round, ultimately falling 77-76 to Mike Krzyzewski, Zion Williamson, RJ Barrett and company as BJ Taylor's floater rimmed out and Aubrey Dawkins' tip-in barely missed at the buzzer.

The Knights were stellar down the stretch to secure their at-large NCAA Tournament berth winning on the road at No. 6/8 Houston to snap the Cougars' 33-game home win streak, and then topping No. 19/20 Cincinnati at Orlando on Senior Knight. It marked the first time UCF had earned multiple victories over ranked opponents in the same season, and the Knights did it in back-to-back games.

UCF finished the year 24-9, tied for the fourth most wins in a single season in program history. The Knights' 23 regular season wins marked a new record in UCF's Division I era. The team went 13-5 in American Athletic Conference play, the team's most league wins since joining The American, and earned the four seed in the conference tournament for the second time in three seasons.

Known for their defense under Dawkins, the Knights ranked 11th in the nation in defensive field goal percentage, holding opponents to just 39.4 percent from the floor in 2018-19. UCF was also 27th in scoring defense, allowing 64.5 points per game.

That same season, UCF cracked the Associated Press Top 25 Poll for the first time since 2011, earning a ranking of 25 late in the regular season. It was the latest into a season that the Knights have ever been ranked. The home finale against Cincinnati marked the first matchup of ranked teams at Addition Financial Arena.

Dawkins led UCF back to the NCAA Tournament for the first time since 2005, and the first time as an at-large selection. The previous four NCAA

## COACHING EXPERIENCE

2016-present	UCF	Head Coach
2008-16	Stanford	Head Coach
2000-08	Duke	Associate Head Coach
2006-08	USA Basketball	Player Personnel
1998-99	Duke	Assistant Coach

## NBA EXPERIENCE

1994-95	Detroit Pistons
1989-94	Philadelphia 76ers
1986-89	San Antonio Spurs
1986	Drafted, Spurs - 10th Overall

Tournaments were as champions of the Atlantic Sun Conference Tournament in 1994, 1996, 2004 and 2005. He helped three individuals earn all-conference accolades from The American in 2018-19, as UCF led the league with three honorees. B.J. Taylor became the first Knight to earn first team honors from The American, while Aubrey Dawkins was named second team and Tacko Fall added third team honors.

Following the end of the 2018-19 regular season, Dawkins was named a finalist for the Skip Prosser Man of the Year Award and the Ben Jobe National Coach of the Year Award.

In five years, Johnny Dawkins has led UCF to new heights on the basketball court, including four winning seasons, but he has done a similarly successful job with his players in the classroom. With Dawkins at the helm, the Knights men's basketball program recorded an average semester team GPA over 3.0 for the first time in recorded history. They then did it again, setting a new program record with an average semester GPA of 3.03 in the spring of 2019.

When Dawkins took over at UCF, the Knights had gone 12-18 the season before and hadn't finished above .500 since 2012-13. He then led the Black and Gold to a 24-12 record in his first season at the helm, the sixth best turnaround in the nation. With just seven scholarship players due to transfers and injuries, the Knights earned the fourth seed – their highest ever – in the American Athletic Conference Tournament, eventually falling to league champion SMU in the semifinals.

### STANFORD STINT

Stanford put together four 20-win seasons in Dawkins' tenure as head coach. He is only the second coach in Stanford history with at least four 20-win seasons. Stanford's success on the court came against some of the toughest schedules in the nation. During the 2015-16 season, the Cardinal faced the sixth-most difficult slate in the country. A nation-leading 17 of Stanford's 30 games came against RPI Top 50 squads. Stanford's strength of schedule was rated in the top 50 each of the past four seasons, including two in the top 20, with an average rank of 27.75.

The Cardinal basketball program also excelled in the classroom during Dawkins' tenure, earning at least three Pac-12 All-Academic selections for five consecutive seasons and producing back-to-back Pac-12 Scholar-Athlete of the Year recipients (2014, 2015). Stanford also received annual national academic recognition, with three players earning National Association of Basketball Coaches (NABC) Honors Court status in 2015. The Cardinal was one of 20 NCAA Division I teams to earn an NABC Team Academic Excellence Award last season.

In 2012, Dawkins mentored Chasson Randle to become the consummate student-athlete. Randle finished that season as Stanford's all-time leading scorer and earned the program's first Academic All-America First Team selection since 2006. Under Dawkins, Stanford recorded back-to-back perfect Academic Progress Rate scores of 1000 in both the 2012-13 and 2013-14 reports, the two most recent to be released by the NCAA.

Player development was also markedly improved at Stanford under Dawkins' tutelage. Four Cardinal players were selected in the NBA Draft following their collegiate careers.



#### LEARNING FROM A LEGEND

The Washington, D.C. native coached for 10 years under the legendary Mike Krzyzewski at Duke. During Dawkins' decade as a coach at Duke, the Blue Devils won a national championship (2001), tallied six ACC regular season championships, recorded seven ACC Tournament titles and posted a 330-60 record. In four consecutive seasons from 1999-2002, Duke finished the regular season ranked No. 1 in both national polls, a first in college basketball history. Duke reached a No. 1 national ranking in seven of the 10 seasons with Dawkins on the coaching staff.

While at Duke, he also served as the Player Personnel Director for the USA Basketball Senior National Team from 2006-08.

#### DECORATED DUKIE

Following a prolific high school career at Mackin Catholic in Washington, D.C., Dawkins made his way to Duke, where he would become one of the most decorated players to step foot in Durham, North Carolina. Dawkins played for the Blue Devils from 1983-86, earning Consensus All-America honors twice (1985, 1986). Dawkins was also voted as the 1986 Naismith National Player of the Year and named a Freshman All-American in 1983. During his collegiate career, he helped lead Duke to three NCAA Tournament berths, including an NCAA National Championship Game appearance in 1986. He was listed as an All-ACC honoree in all four seasons as a Blue Devil.

Dawkins finished his career as the school's all-time leading scorer and held that honor until 2006 when J.J. Redick surpassed his mark of 2,556 points. He recorded double-figure point totals in 129-of-133 collegiate games. Dawkins led the Blue Devils in scoring all four years, recording the fourth-highest season point total in school history with 809 in 1986. Dawkins remains Duke's career record-holder in field goals (1,026) and field goals attempted (2,019) while also owning the school's best single-season mark for field goals (331) during the 1986 campaign.

Dawkins was inducted into the Duke Sports Hall of Fame in September 1996. His jersey number 24 was retired by the school.

#### PROFESSIONAL EXPERIENCE

A 1986 first-round draft pick (10th overall) by San Antonio, Dawkins saw action in nine NBA seasons with the Spurs, Philadelphia 76ers and Detroit Pistons. He averaged 11.1 points and 5.5 assists over 541 career NBA games.

#### GIVING BACK TO THE GAME

Dawkins has served as a member of the National Association of Basketball Coaches Board of Directors since 2012. He also currently serves on the NCAA Division I Men's Basketball Ethics Coalition, an independent committee of current and former coaches, charged with promoting ethical conduct through leadership, education and mentoring opportunities, while identifying key issues challenging the coaching community.

## COACHING RECORD

Year	School	Record	Pct
2008-09	Stanford	20-14	.588
2009-10	Stanford	14-18	.438
2010-11	Stanford	15-16	.484
2011-12	Stanford	26-11	.703
2012-13	Stanford	19-15	.559
2013-14	Stanford	23-13	.639
2014-15	Stanford	24-13	.649
2015-16	Stanford	15-15	.500
2016-17	UCF	24-12	.667
2017-18	UCF	19-13	.594
2018-19	UCF	24-9	.742
2019-20	UCF	16-14	.533
2020-21	UCF	11-12	.478
2021-22	UCF	1-0	1.000
<b>At UCF</b>	<b>6 Seasons</b>	<b>95-60</b>	<b>.613</b>
<b>Total</b>	<b>14 Seasons</b>	<b>250-175</b>	<b>.588</b>

## COACHING HIGHLIGHTS

2008-09	CBI Semifinals
2011-12	NIT Champions
2012-13	NIT Second Round
2013-14	NCAA Sweet 16
2014-15	NIT Champions
2015-16	NIT Semifinals
	Finalist for Jim Phelan National Coach of the Year
	Finalist for Ben Jobe National Coach of the Year
2018-19	NCAA Tournament Second Round
	Finalist for Skip Prosser Man of the Year
	Finalist for Ben Job National Coach of the Year

## COLLEGIATE CAREER

1982-86	Duke University
1985-86	Naismith National Player of the Year
	Consensus First Team All-America
	First Team All-ACC
	NCAA East Regional MVP
	ACC Tournament MVP
	Duke Team MVP
	Duke Co-Captain
1984-85	Consensus First Team All-America
	First Team All-ACC
	Duke Team MVP
1983-84	Second Team All-ACC
	Duke Team MVP
1982-83	Freshman All-America
	Second Team All-ACC
	Duke Team MVP

## THE DAWKINS FILE

Hometown	Washington, D.C.
High School	Mackin Catholic
College	Duke, 1986





# DARIUS JOHNSON #0

6-1 | 190 | Freshman | Guard | Boyds, Md. | Episcopal (Va.)



## KNIGHT NOTES

### 2021-22

- Made Collegiate debut on 11/10 in 69-59 win over Robert Morris
- Debuted with two points on one of four field goal attempts
- Led the team with three steals, good for third in the AAC to open the season
- Added three rebounds and two assists in debut

### HIGH SCHOOL

- Earned four stars from both Rivals and ESPN
- Ranked as the 108th best player in the country by Rivals
- Also ranked as high as the 18th best point guard in the nation and fourth best player out of Virginia
- Earend All-VISAA Division I honors and second-team Washington Post All-Met

### PERSONAL

- Son of UCF Director of Player Development Kelvin Johnson
- Brother Xavier plays at George Mason

## DAWKINS ON JOHNSON...

"We're thrilled to have signed Darius. Having known him for a long time, we know the type of high character and talented player we're getting. Darius has a great feel for the game and has the potential to be a terrific point guard for us. We're excited to officially welcome Darius into the UCF family."

## 2021-22 HIGHS

Points	2	Robert Morris (11/10/21)
Rebounds	3	Robert Morris (11/10/21)
Assists	2	Robert Morris (11/10/21)
Steals	3	Robert Morris (11/10/21)
Blocks	--	--
FG made	1	Robert Morris (11/10/21)
FG attempts	4	Robert Morris (11/10/21)
3FG made	--	--
3FG attempts	2	Robert Morris (11/10/21)
FT made	--	--
FT attempts	--	--

## CAREER HIGHS

Points	2	Robert Morris (11/10/21)
Rebounds	3	Robert Morris (11/10/21)
Assists	2	Robert Morris (11/10/21)
Steals	3	Robert Morris (11/10/21)
Blocks	--	--
FG made	1	Robert Morris (11/10/21)
FG attempts	4	Robert Morris (11/10/21)
3FG made	--	--
3FG attempts	2	Robert Morris (11/10/21)
FT made	--	--
FT attempts	--	--

## MISCELLANEOUS GAME STATS

Led team in scoring	--
Led team in rebounds	--
Led team in assists	--
Double Figure Points	--
Double Figure Rebounds	--
Double-Doubles	--
20-Point Games	--
30-Point Games	--
3+ Three Pointers	--
5+ Assists	--
3+ Steals	1
3+ Blocks	--

## GAME-BY-GAME

Opponent	Date	GS	MIN	Total		3-Pointers		Free throws		Rebounds										
				FG-FGA	PCT	3FG-3FGA	PCT	FT-FTA	PCT	OFF	DEF	TOT	AVG	PF	A	TO	BLK	STL	PTS	AVG
Robert Morris	11/10/2021		24:00	1-4	.250	0-2	.000	0-0	.000	1	2	3	3.0	2	2	0	3	2	2.0	
Totals		0	24:00	1-4	.250	0-2	.000	0-0	.000	1	2	3	3.0	2	2	0	3	2	2.0	

### Player Averages

Games Played	Minutes/game	Points/game	FG Pct	3FG Pct	FT Pct	Rebounds/game	Assists/game	Turnovers/game	Assist/Turnover ratio	Steals/game	Blocks/game
1	24.0	2.0	25.0	0.0	0.0	3.0	2.0	2.0	1.0	3.0	0.0

## CAREER STATISTICS

				Field Goals		3-Point		F-Throws		Rebounds									Scoring	
SEASON	TEAM	GP-GS	MIN/AVG	FG-FGA	FG%	3FG-3FGA	3FG%	FT-FTA	FT%	OFF	DEF	TOT	AVG	PF-FO	A	TO	BLK	STL	PTS	AVG
2021-22	UCF	1-0	24/24.0	1-4	.250	0-2	.000	0-0	.000	1	2	3	3.0	2-0	2	2	0	3	2	2.0
TOTAL		1-0	24/24.0	1-4	.250	0-2	.000	0-0	.000	1	2	3	3.0	2-0	2	2	0	3	2	2.0



# TONY JOHNSON JR #1

6-3 | 185 | Junior | Guard | Eufaula, Ala. | Eufala



## KNIGHT NOTES

### 2020-21

- Missed all but one game in 2020-21 due to injury
- Auburn (11/30): Scored eight points on two made 3-pointers in the first half before missing the second half with an injury

### 2019-20

- Appeared in 20 games, starting twice as a true freshman
- Averaged 3.8 points, 1.8 rebounds and 1.5 assists while playing 11.8 minutes per game
- Also added 12 steals and two blocked shots
- Named to American Athletic Conference Honor Roll after averaging 18.0 points per game in wins at Cincinnati (2/19) and vs. Tulane (2/22)
- at Illinois State (11/17): Saw first collegiate action, recording one assist in six minutes
- NJIT (12/7): Scored first career points and dished out three assists
- Bethune (12/18): Grabbed four rebounds in 10 minutes of action
- at Tulane (1/14): Connected on first-career 3-pointer
- at Wichita State (1/25): Scored 16 points on 4-of-8 from 3-point range and had three assists
- at Cincinnati (2/19): Recorded career highs of 21 points, nine rebounds, six assists and six steals
- Tulane (2/22): Earned first collegiate start, scoring 15 points and dishing out four assists

## 2020-21 HIGHS

Points	8	Auburn (11/30/20)
Rebounds	1	Auburn (11/30/20)
Assists	1	Auburn (11/30/20)
Steals	1	Auburn (11/30/20)
Blocks	--	--
FG made	2	Auburn (11/30/20)
FG attempts	4	Auburn (11/30/20)
3FG made	2	Auburn (11/30/20)
3FG attempts	4	Auburn (11/30/20)
FT made	2	Auburn (11/30/20)
FT attempts	2	Auburn (11/30/20)

## CAREER HIGHS

Points	21	at Cincinnati (2/19/20)
Rebounds	9	at Cincinnati (2/19/20)
Assists	6	at Cincinnati (2/19/20)
Steals	6	at Cincinnati (2/19/20)
Blocks	1	2x, last Tulsa (2/9/20)
FG made	7	at Cincinnati (2/19/20)
FG attempts	16	at Cincinnati (2/19/20)
3FG made	4	at Wichita (1/25/20)
3FG attempts	8	at Wichita (1/25/20)
FT made	6	at Cincinnati (2/19/20)
FT attempts	7	at Cincinnati (2/19/20)

## MISCELLANEOUS GAME STATS

Led team in scoring	1
Led team in rebounds	1
Led team in assists	5
Double Figure Points	3
Double Figure Rebounds	--
Double-Doubles	--
20-Point Games	1
30-Point Games	--
3+ Three Pointers	1
5+ Assists	1
3+ Steals	1
3+ Blocks	--

## 2020-21 GAME-BY-GAME

				Total		3-Pointers		Free throws		Rebounds										
Opponent	Date	GS	MIN	FG-FGA	PCT	3FG-3FGA	PCT	FT-FTA	PCT	OFF	DEF	TOT	AVG	PF	A	TO	BLK	STL	PTS	AVG
Auburn	11/30/2020		14:41	2-4	.500	2-4	.500	2-2	1.000	0	1	1	1.0	1	1	2	0	1	8	8.0
Totals		0	14:41	2-4	.500	2-4	.500	2-2	1.000	0	1	1	1.0	1	1	2	0	1	8	8.0

### Player Averages

Games Played	Minutes/game	Points/game	FG Pct	3FG Pct	FT Pct	Rebounds/game	Assists/game	Turnovers/game	Assist/Turnover ratio	Steals/game	Blocks/game
1	14.7	8.0	50.0	50.0	100.0	1.0	1.0	2.0	0.5	1.0	0.0

## CAREER STATISTICS

				Field Goals		3-Point		F-Throws		Rebounds										Scoring	
SEASON	TEAM	GP-GS	MIN/AVG	FG-FGA	FG%	3FG-3FGA	3FG%	FT-FTA	FT%	OFF	DEF	TOT	AVG	PF-FO	A	TO	BLK	STL	PTS	AVG	
2019-20	UCF	20-2	236/11.8	25-82	.305	8-36	.222	17-25	.680	2	33	35	1.8	30-0	30	28	2	12	75	3.8	
2020-21	UCF	1-0	15/14.7	2-4	.500	2-4	.500	2-2	1.000	0	1	1	1.0	1-0	1	2	0	1	8	8.0	
TOTAL		21-2	250/11.9	27-86	.314	10-40	.250	19-27	.704	2	34	36	1.7	31-0	31	30	2	13	83	4.0	



# DARIUS PERRY #2

6-2 | 185 | Fifth Year | Guard | Marietta, Ga. | Wheeler H.S. | Louisville



## KNIGHT NOTES

### 2021-22

- Led the team with 18 points in season opener, draining seven of 15 shots
- His 18 points were a career-high in a season opener (previously 17 in his freshman season at Louisville (11/12/17 vs. George Mason)
- Sunk a team-high four threes on seven attempts in season opener.
- His four made threes were tied for the most in The American to open the season
- Led the team with 18 points in season opener, draining seven of 15 shots
- Led the team with five defensive rebounds, compared to a career average of just 1.7 per game

### 2020-21

- Named Third Team All-Conference by The American
- Earned AAC Weekly Honor Roll accolades three times
- Leads the Knights and ranks eighth in the league with 14.7 points per game, and is averaging 17.1 points per game over the last 10 outings
- Also leads the Knights and ranks 12th in the conference with 3.3 assists per game, and has had at least two in each of the last 15 games played
- Ranks fourth in The American with an 85.5 percent mark from the free throw line, sixth with a 38.3 percent mark from 3-point range, and sixth with 2.3 threes made per game
- Leads the team and ranks 10th in the conference with 1.3 steals per game, snagging six over the last two games
- Has a 1.3 assist-to-turnover ratio, which ranks 11th in the conference
- His 10 made 3-pointers against Tulsa and Wichita State were the most made threes in back-to-back games since Matt Williams had 10 against Houston and Memphis on Feb. 1 and Feb. 4, 2017
- vs. ECU (3/11): Led the way with 15 points, five rebounds and three assists with two steals
- at ECU (3/4): Recorded second double-double of career, but first of the points-rebounds variety, scoring 14 points and grabbing a career-high 11 rebounds, to go with five assists and three steals
- at Tulane (2/20): Scored 20 points on 6-of-9 shooting from 3-point range, dishing out seven assists

### 2021-22 HIGHS

Points	18	Robert Morris (11/10/21)
Rebounds	5	Robert Morris (11/10/21)
Assists	4	Robert Morris (11/10/21)
Steals	--	--
Blocks	--	--
FG made	7	Robert Morris (11/10/21)
FG attempts	15	Robert Morris (11/10/21)
3FG made	4	Robert Morris (11/10/21)
3FG attempts	7	Robert Morris (11/10/21)
FT made	--	--
FT attempts	--	--

### CAREER HIGHS

Points	27	Wichita State (2/10/21)
Rebounds	11	at ECU (3/4/21)
Assists	7	2x, last at Tulane (2/20/21)
Steals	3	4x, last at ECU (3/4/21)
Blocks	1	3x, last at Tulane (2/20/21)
FG made	10	Wichita State (2/10/21)
FG attempts	19	Wichita State (2/10/21)
3FG made	6	at Tulane (2/20/21)
3FG attempts	10	3x, last at Cincinnati (2/14/21)
FT made	9	#6 Houston (12/26/20)
FT attempts	10	#6 Houston (12/26/20)

### MISCELLANEOUS GAME STATS

Led team in scoring	10
Led team in rebounds	3
Led team in assists	27
Double Figure Points	29
Double Figure Rebounds	1
Double-Doubles	2
20-Point Games	3
30-Point Games	--
3+ Three Pointers	15
5+ Assists	14
3+ Steals	6
3+ Blocks	--

## GAME-BY-GAME

Opponent	Date	GS	MIN	Total		3-Pointers		Free throws		Rebounds				PF	A	TO	BLK	STL	PTS	AVG
				FG-FGA	PCT	3FG-3FGA	PCT	FT-FTA	PCT	OFF	DEF	TOT	AVG							
Robert Morris	11/10/2021	*	31:24	7-15	.467	4-7	.571	0-0	.000	0	5	5	5.0	0	4	2	0	0	18	18.0
<b>Totals</b>			<b>1</b>	<b>31:24</b>	<b>7-15</b>	<b>.467</b>	<b>4-7</b>	<b>.571</b>	<b>0-0</b>	<b>.000</b>	<b>0</b>	<b>5</b>	<b>5</b>	<b>5.0</b>	<b>0</b>	<b>4</b>	<b>2</b>	<b>0</b>	<b>18</b>	<b>18.0</b>

### Player Averages

Games Played	Minutes/game	Points/game	FG Pct	3FG Pct	FT Pct	Rebounds/game	Assists/game	Turnovers/game	Assist/Turnover ratio	Steals/game	Blocks/game
1	31.4	18.0	46.7	57.1	0.0	5.0	4.0	2.0	2.0	0.0	0.0

## CAREER STATISTICS

SEASON	TEAM	GP-GS	MIN/AVG	Field Goals		3-Point		F-Throws		Rebounds				Scoring	
				FG-FGA	FG%	3FG-3FGA	3FG%	FT-FTA	FT%	OFF	DEF	TOT	AVG	PF-FO	A
2017-18	LOU	36-3	514/14.3	40-114	.351	23-70	.329	38-44	.864	6	37	43	1.2	65-0	54
2018-19	LOU	33-11	538/16.3	59-132	.447	27-72	.375	34-42	.810	5	41	46	1.4	66-0	50
2019-20	LOU	31-26	609/19.7	61-156	.391	28-72	.389	12-16	.750	2	45	47	1.5	63-0	79
2020-21	UCF	19-13	602/31.7	89-220	.405	44-115	.383	57-66	.864	10	58	68	3.6	50-1	65
2021-22	UCF	1-1	31/31.4	7-15	.467	4-7	.571	0-0	.000	0	5	5	5.0	0-0	4
<b>TOTAL FOR UCF</b>	<b>20-14</b>	<b>633/31.6</b>	<b>96-235</b>	<b>.409</b>	<b>48-122</b>	<b>.393</b>	<b>57-66</b>	<b>.864</b>	<b>10</b>	<b>63</b>	<b>73</b>	<b>3.7</b>	<b>50-1</b>	<b>69</b>	<b>52</b>
<b>TOTAL</b>	<b>120-54</b>	<b>2294/19.1</b>	<b>256-637</b>	<b>.402</b>	<b>126-336</b>	<b>.375</b>	<b>141-168</b>	<b>.839</b>	<b>23</b>	<b>186</b>	<b>209</b>	<b>1.7</b>	<b>244-1</b>	<b>252</b>	<b>173</b>
														<b>7</b>	<b>76</b>
														<b>297</b>	<b>14.9</b>
														<b>779</b>	<b>6.5</b>





GAME 2 | MIAMI

## ISAIAH ADAMS

#3

6-6 | 210 | Sophomore | Forward | Jacksonville, Fla. | Paxton



## KNIGHT NOTES

## 2021-22

- Made two of six buckets in season debut against Robert Morris (11/10)
- Added a rebound, a block, a steal and two assists in season opener

## 2020-21

- Named All-Freshman Team by The American
- Named AAC Freshman of the Week three times (Dec. 21, Feb. 22, March 8)
- Averaging 9.7 points per game, which is the second most of any freshman in the AAC and most of all true freshmen in the league
- Leads the team and ranks 10th with a 46.4 percent mark from the floor
- Over the last three games of the regular season, Adams averaged 20.0 points per game while shooting 58.8 percent from 3-point range (10-for-17).
- vs. ECU (3/11): Had eight points, three rebounds, three assists, and two blocked shots
- at ECU (3/4): Scored 15 points and went 3-of-6 from beyond the arc, to go with six rebounds
- Tulsa (3/2): Scored a game-high 19 points, grabbed three rebounds, had a block and a steal
- at Tulane (2/20): Broke out for a career-high 26 points on 10-of-11 shooting from the floor, 4-of-5 shooting from 3-point range and 2-of-2 from the free throw line while dishing out five assists
- His 10-for-11 shooting day was the seventh best in program history with only four individuals having better single-game performances (Tacko Fall three times, Eddie Rhodes, Jerry Prather, Keith Clanton)
- at #11 Houston (1/17): Grabbed double digit rebounds for first time, finishing with eight points, 10 rebounds and two assists
- at Temple (1/14): Scored 17 points with three rebounds and two steals
- Cincinnati (12/22): Scored 15 points on 6-of-8 shooting with four rebounds and two steals
- at #15 Florida State (12/19): Blew up for 22 points on 6-of-11 shooting and 9-of-12 from the free

## 2021-22 HIGHS

Points	6	Robert Morris (11/10/21)
Rebounds	1	Robert Morris (11/10/21)
Assists	2	Robert Morris (11/10/21)
Steals	1	Robert Morris (11/10/21)
Blocks	1	Robert Morris (11/10/21)
FG made	2	Robert Morris (11/10/21)
FG attempts	6	Robert Morris (11/10/21)
3FG made	--	--
3FG attempts	3	Robert Morris (11/10/21)
FT made	--	--
FT attempts	--	--

## CAREER HIGHS

Points	26	at Tulane (2/20/21)
Rebounds	10	at #11 Houston (1/17/21)
Assists	5	at Tulane (2/20/21)
Steals	4	vs. Memphis (3/12/21)
Blocks	2	vs. ECU (3/11/21)
FG made	10	at Tulane (2/20/21)
FG attempts	14	at Temple (1/14/21)
3FG made	4	at Tulane (2/20/21)
3FG attempts	6	2x, last at ECU (3/4/21)
FT made	9	at #15 Florida State (12/19/20)
FT attempts	12	at #15 Florida State (12/19/20)

## MISCELLANEOUS GAME STATS

Led team in scoring	4
Led team in rebounds	3
Led team in assists	2
Double Figure Points	10
Double Figure Rebounds	1
Double-Doubles	--
20-Point Games	2
30-Point Games	--
3+ Three Pointers	4
5+ Assists	1
3+ Steals	4
3+ Blocks	--

## GAME-BY-GAME

				Total		3-Pointers		Free throws		Rebounds										
Opponent	Date	GS	MIN	FG-FGA	PCT	3FG-3FGA	PCT	FT-FTA	PCT	OFF	DEF	TOT	AVG	PF	A	TO	BLK	STL	PTS	AVG
Robert Morris	11/10/2021	*	23:01	2-6	.333	0-3	.000	0-0	.000	0	1	1	1.0	2	2	0	1	1	4	4.0
Totals		1	23:01	2-6	.333	0-3	.000	0-0	.000	0	1	1	1.0	2	2	0	1	1	4	4.0

## Player Averages

Games Played	Minutes/game	Points/game	FG Pct	3FG Pct	FT Pct	Rebounds/game	Assists/game	Turnovers/game	Assist/Turnover ratio	Steals/game	Blocks/game
1	23.0	4.0	33.3	0.0	0.0	1.0	2.0	0.0	2.0	1.0	1.0

## CAREER STATISTICS

				Field Goals		3-Point		F-Throws		Rebounds									Scoring	
SEASON	TEAM	GP-GS	MIN/AVG	FG-FGA	FG%	3FG-3FGA	3FG%	FT-FTA	FT%	OFF	DEF	TOT	AVG	PF-FO	A	TO	BLK	STL	PTS	AVG
2020-21	UCF	22-12	544/24.7	83-178	.466	22-65	.338	29-54	.537	27	59	86	3.9	52-1	33	47	6	28	217	9.9
2021-22	UCF	1-1	23/23.0	2-6	.333	0-3	.000	0-0	.000	0	1	1	1.0	2-0	2	0	1	1	4	4.0
TOTAL		23-13	567/24.6	85-184	.462	22-68	.324	29-54	.537	27	60	87	3.8	54-1	35	47	7	29	221	9.6



GAME 2 | MIAMI

# JAMILLE REYNOLDS #4

6-10 | 285 | Sophomore | Forward | St. Petersburg, Fla. | Lakewood



## KNIGHT NOTES

### 2020-21

- Has started in the last 10 games for the Knights
- Shooting 49.3 percent from the field and 74.3 percent from the free throw line, while averaging 3.1 rebounds and 5.2 points per game
- vs. ECU (3/11): Scored 10 points, grabbed six rebounds and had two steals
- at ECU (3/4): Went 3-for-6 from the field to score seven points, while grabbing three boards
- Tulsa (3/2): Scored six points, had two rebounds, two steals, a block and an assist
- South Florida (2/17): Scored seven points and grabbed four rebounds with two assists
- at Memphis (2/1): Had eight points on 4-of-4 shooting from the line and five rebounds
- at Wichita (1/30): Led the Knights with 17 points on 7-of-9 shooting and grabbed eight rebounds
- ECU (1/27): Scored nine points and grabbed four rebounds
- at #11 Houston (1/17): Recorded career highs in minutes (25), points (14), blocks (3) and rebounds (4)
- at South Florida (1/2): Scored four points and grabbed three rebounds with one block in first action in almost a month
- at Michigan (12/6): Scored four points, grabbed two rebounds and had one assist
- Auburn (11/30): Scored two points, grabbed one rebound and dished out one assist, getting the start in his collegiate debut

## 2021-22 HIGHS

Points	--	--
Rebounds	--	--
Assists	--	--
Steals	--	--
Blocks	--	--
FG made	--	--
FG attempts	--	--
3FG made	--	--
3FG attempts	--	--
FT made	--	--
FT attempts	--	--

## CAREER HIGHS

Points	17	at Wichita State (1/30/21)
Rebounds	8	at Wichita State (1/30/21)
Assists	2	South Florida (2/17/21)
Steals	2	2x, last vs. ECU (3/11/21)
Blocks	3	at #11 Houston (1/17/21)
FG made	7	at Wichita State (1/30/21)
FG attempts	9	at Wichita State (1/30/21)
3FG made	--	--
3FG attempts	1	at Tulsa (2/6/21)
FT made	5	South Florida (2/17/21)
FT attempts	7	2x, last South Florida (2/17/21)

## MISCELLANEOUS GAME STATS

Led team in scoring	2
Led team in rebounds	1
Led team in assists	--
Double Figure Points	3
Double Figure Rebounds	--
Double-Doubles	--
20-Point Games	--
30-Point Games	--
3+ Three Pointers	--
5+ Assists	--
3+ Steals	--
3+ Blocks	1

## GAME-BY-GAME

Opponent	Date	GS	MIN	FG-FGA	PCT	3FG-3FGA	PCT	FT-FTA	PCT	OFF	DEF	TOT	AVG	PF	A	TO	BLK	STL	PTS	AVG
Robert Morris	11/10/2021		01:45	0-0	.000	0-0	.000	0-0	.000	0	0	0	0.0	1	0	1	0	0	0	0.0
<b>Totals</b>		<b>0</b>	<b>01:45</b>	<b>0-0</b>	<b>.000</b>	<b>0-0</b>	<b>.000</b>	<b>0-0</b>	<b>.000</b>	<b>0</b>	<b>0</b>	<b>0</b>	<b>0.0</b>	<b>1</b>	<b>0</b>	<b>1</b>	<b>0</b>	<b>0</b>	<b>0</b>	<b>0.0</b>

### Player Averages

Games Played	Minutes/ game	Points/ game	FG Pct	3FG Pct	FT Pct	Rebounds/ game	Assists/ game	Turnovers/ game	Assist/Turnover ratio	Steals/ game	Blocks/ game
1	1.8	0.0	0.0	0.0	0.0	0.0	0.0	1.0	0.0	0.0	0.0

## CAREER STATISTICS

				Field Goals		3-Point		F-Throws		Rebounds										Scoring	
SEASON	TEAM	GP-GS	MIN/AVG	FG-FGA	FG%	3FG-3FGA	3FG%	FT-FTA	FT%	OFF	DEF	TOT	AVG	PF-FO	A	TO	BLK	STL	PTS	AVG	
2020-21	UCF	20-13	256/12.8	37-76	.487	0-1	.000	26-35	.743	22	36	58	2.9	36-0	6	30	8	4	100	5.0	
2021-22	UCF	1-0	2/1.8	0-0	.000	0-0	.000	0-0	.000	0	0	0	0.0	1-0	0	1	0	0	0	0.0	
TOTAL		21-13	257/12.3	37-76	.487	0-1	.000	26-35	.743	22	36	58	2.8	37-0	6	31	8	4	100	4.8	



# TYEM FREEMAN # 11

6-6 | 210 | R-Sophomore | Guard | Springfield, Mo. | Parkview H.S. | Indian Hills CC



## KNIGHT NOTES

### 2021-22

- Made Division I debut in 69-59 win over Robert Morris (11/10)
- Was 4-of-5 from the field, scoring nine points in debut
- Connected with Darius Perry for an alley oop dunk to put UCF up 53-41 in the second half

### JUNIOR COLLEGE

- Named National Junior College Association of America first-team All-American as a freshman at Indian Hills CC
- Averaged 18.1 points per game and 7.3 rebounds per contest while shooting 52.2 percent from the field
- Led Indian Hills to a 21-3 record, a Region XI Championship, and a no. 6 overall ranking
- Originally enrolled at Missouri State before transferring to Indian Hillsna

### PERSONAL

- Majoring in Integrative general studies

### DAWKINS ON FREEMAN...

"We're excited to bring Tyem into the UCF Family. He's a versatile player and a terrific athlete. He can make a difference at both ends of the floor and can make plays for himself and others. Tyem is going to be a great asset to our program."

## 2021-22 HIGHS

Points	9	Robert Morris (11/10/21)
Rebounds	2	Robert Morris (11/10/21)
Assists	--	--
Steals	1	Robert Morris (11/10/21)
Blocks	--	--
FG made	4	Robert Morris (11/10/21)
FG attempts	5	Robert Morris (11/10/21)
3FG made	0	--
3FG attempts	1	Robert Morris (11/10/21)
FT made	1	Robert Morris (11/10/21)
FT attempts	1	Robert Morris (11/10/21)

## CAREER HIGHS

Points	9	Robert Morris (11/10/21)
Rebounds	2	Robert Morris (11/10/21)
Assists	--	--
Steals	1	Robert Morris (11/10/21)
Blocks	--	--
FG made	4	Robert Morris (11/10/21)
FG attempts	5	Robert Morris (11/10/21)
3FG made	0	--
3FG attempts	1	Robert Morris (11/10/21)
FT made	1	Robert Morris (11/10/21)
FT attempts	1	Robert Morris (11/10/21)

## MISCELLANEOUS GAME STATS

Led team in scoring	--
Led team in rebounds	--
Led team in assists	--
Double Figure Points	--
Double Figure Rebounds	--
Double-Doubles	--
20-Point Games	--
30-Point Games	--
3+ Three Pointers	--
5+ Assists	--
3+ Steals	--
3+ Blocks	--

## GAME-BY-GAME

Opponent	Date	GS	MIN	Total		3-Pointers		Free throws		Rebounds				PF	A	TO	BLK	STL	PTS	AVG
				FG-FGA	PCT	3FG-3FGA	PCT	FT-FTA	PCT	OFF	DEF	TOT	AVG							
Robert Morris	11/10/2021		14:47	4-5	.800	0-1	.000	1-1	1.000	0	2	2	2.0	3	0	1	0	1	9	9.0
<b>Totals</b>		<b>0</b>	<b>14:47</b>	<b>4-5</b>	<b>.800</b>	<b>0-1</b>	<b>.000</b>	<b>1-1</b>	<b>1.000</b>	<b>0</b>	<b>2</b>	<b>2</b>	<b>2.0</b>	<b>3</b>	<b>0</b>	<b>1</b>	<b>0</b>	<b>1</b>	<b>9</b>	<b>9.0</b>

### Player Averages

Games Played	Minutes/ game	Points/ game	FG Pct	3FG Pct	FT Pct	Rebounds/ game	Assists/ game	Turnovers/ game	Assist/Turnover ratio	Steals/ game	Blocks/ game
1	14.8	9.0	80.0	0.0	100.0	2.0	0.0	1.0	0.0	1.0	0.0

## CAREER STATISTICS

				Field Goals		3-Point		F-Throws		Rebounds										Scoring	
SEASON	TEAM	GP-GS	MIN/AVG	FG-FGA	FG%	3FG-3FGA	3FG%	FT-FTA	FT%	OFF	DEF	TOT	AVG	PF-FO	A	TO	BLK	STL	PTS	AVG	
2021-22	UCF	1-0	15/14.8	4-5	.800	0-1	.000	1-1	1.000	0	2	2	2.0	3-0	0	1	0	1	9	9.0	
TOTAL		1-0	15/14.8	4-5	.800	0-1	.000	1-1	1.000	0	2	2	2.0	3-0	0	1	0	1	9	9.0	





# BRANDON MAHAN #13

6-5 | 205 | Fifth Year | Guard | Birmingham, Ala. | Central Park Chistian | Chipola | Texas A&amp;M



## 2021-22 HIGHS

Points	2	Robert Morris (11/10/21)
Rebounds	2	Robert Morris (11/10/21)
Assists	--	--
Steals	1	Robert Morris (11/10/21)
Blocks	--	--
FG made	1	Robert Morris (11/10/21)
FG attempts	7	Robert Morris (11/10/21)
3FG made	--	--
3FG attempts	6	Robert Morris (11/10/21)
FT made	--	--
FT attempts	--	--

## CAREER HIGHS

Points	32	at #15 Florida State (12/19/20)
Rebounds	10	3x, last Cincinnati (12/22/20)
Assists	7	at Temple (1/14/21)
Steals	3	6x, last Auburn (11/30/20)
Blocks	2	Tulsa (3/2/21)
FG made	10	at #15 Florida State (12/19/20)
FG attempts	15	at Cincinnati (2/19/20)
3FG made	6	at Ole Miss (2/6/19)
3FG attempts	10	Savannah State (11/7/18)
FT made	10	at #15 Florida State (12/19/20)
FT attempts	10	at #15 Florida State (12/19/20)

## MISCELLANEOUS GAME STATS

Led team in scoring	10
Led team in rebounds	8
Led team in assists	4
Double Figure Points	30
Double Figure Rebounds	3
Double-Doubles	2
20-Point Games	7
30-Point Games	1
3+ Three Pointers	14
5+ Assists	2
3+ Steals	6
3+ Blocks	--

## KNIGHT NOTES

### 2020-21

- Named Third Team All-Conference by The American
- Was named The American Player of the Week on Dec. 21 and earned Weekly Honor Roll accolades the following week
- Ranks 14th in The American with 12.4 points per game and leads the league with an 89.8 percent mark from the free throw line, while ranking 13th with a 45.4 percent mark from the floor
- Currently ranks third in the conference with a 44.0 percent mark from 3-point range and ranks ninth with 1.9 made threes per game
- Second on the team and ranks 19th in The American with 4.9 rebounds per game
- Didn't score in double figures in his last three games played of the regular season, and took only 10 shot during the span
- vs. ECU (3/11): Scored 10 points on 2-of-3 from long range, adding a steal and a blocked shot
- at Cincinnati (2/14): Scored 21 points on 5-of-8 shooting from beyond the arc, to go with seven rebounds and two steals
- at Tulsa (2/6): Scored 15 points with 5-of-9 shooting from 3-point range and two steals
- at Wichita (1/30): Led the Knights with 17 points on 6-of-7 shooting with four rebounds and two steals
- at Temple (1/14): Dished out a career-high seven assists
- Cincinnati (12/22): Scored 25 points on 8-of-13 shooting and 5-of-7 from 3-point range, while matching a career high with 10 rebounds
- at #15 Florida State (12/19): Scored a career-high 32 points on 10-of-13 shooting, while going 10-for-10 from the free throw line and grabbing six boards
- at Michigan (12/6): Led the Knights with 21 points on 7-of-13 shooting, 2-of-3 from long distance and 5-of-5 from the line
- Auburn (11/30): Scored all 12 of his points in the second half, going 4-for-4 from the free throw line and adding three steals

## GAME-BY-GAME

				Total		3-Pointers		Free throws		Rebounds											
Opponent	Date	GS	MIN	FG-FGA	PCT	3FG-3FGA	PCT	FT-FTA	PCT	OFF	DEF	TOT	AVG	PF	A	TO	BLK	STL	PTS	AVG	
Robert Morris	11/10/2021	*	17:44	1-7	.143	0-6	.000	0-0	.000	0	2	2	2.0	3	0	2	0	1	2	2.0	
Totals		1	17:44	1-7	.143	0-6	.000	0-0	.000	0	2	2	2.0	3	0	2	0	1	2	2.0	

### Player Averages

Games Played	Minutes/game	Points/game	FG Pct	3FG Pct	FT Pct	Rebounds/game	Assists/game	Turnovers/game	Assist/Turnover ratio	Steals/game	Blocks/game
1	17.7	2.0	.143	0.0	0.0	2.0	0.0	2.0	0.0	1.0	0.0

## CAREER STATISTICS

				Field Goals		3-Point		F-Throws		Rebounds										Scoring	
SEASON	TEAM	GP-GS	MIN/AVG	FG-FGA	FG%	3FG-3FGA	3FG%	FT-FTA	FT%	OFF	DEF	TOT	AVG	PF-FO	A	TO	BLK	STL	PTS	AVG	
2018-19	TA&M	32-20	719/22.5	62-157	.395	43-112	.384	21-34	.618	20	71	91	2.8	55-0	23	23	8	19	188	5.9	
2019-20	UCF	30-14	671/22.4	81-191	.424	31-104	.298	31-42	.738	27	83	110	3.7	50-1	29	34	5	25	224	7.5	
2020-21	UCF	21-19	675/32.1	81-180	.450	39-89	.438	58-64	.906	21	83	104	5.0	42-1	40	35	6	24	259	12.3	
2021-22	UCF	1-1	18/17.7	1-7	.143	0-6	.000	0-0	.000	0	2	2	2.0	3-0	0	2	0	1	2	2.0	
TOTAL FOR UCF		52-34	1363/26.2	163-378	.431	70-199	.352	89-106	.840	48	168	216	4.2	95-2	69	71	11	50	485	9.3	
TOTAL		84-54	2082/24.8	225-535	.421	113-311	.363	110-140	.786	68	239	307	3.7	150-2	92	94	19	69	673	8.0	



# SEAN MOBLEY #20

6-8 | 235 | R-Senior | Forward | Orlando, Fla. | Montverde Academy | VCU



## KNIGHT NOTES

### 2020-21

- Has played in every game this season, starting six times
- at Cincinnati (2/14): Matched season highs of seven points, four rebounds and a steal, while also dishing out two assists
- Tulane (2/12): Dished out season-high four assists, while scoring three points and grabbing two rebounds
- at Tulsa (2/6): Scored four points and dished out a team-high three assists to go with three rebounds
- at Wichita (1/30): Scored seven points with three rebounds and two assists
- ECU (1/27): Scored six points for second straight game, adding two rebounds and an assist
- SMU (1/23): Scored a season-high six points on 2-of-4 shooting from the field
- at Temple (1/14): Scored five points on 3-of-4 shooting from the line
- at South Florida (1/2): Scored five points with four rebounds and a blocked shot
- #6 Houston (12/26): Had five points with three rebounds, two assists, one block and one steal
- Cincinnati (12/22): Scored two points and dished out three assists with one steal
- at #15 Florida State (12/19): Had two assists and three rebounds
- at Michigan (12/6): Scored five points with four rebounds
- Auburn (11/30): Grabbed four rebounds, had two assists and one steal, starting in his debut as a Knight
- Sat out last season after transferring in from VCU
- Played against the Knights as a member of the VCU team in the 2019 NCAA Tournament First Round

### 2020-21 HIGHS

Points	7	2x, last at Cincinnati (2/14/21)
Rebounds	4	4x, last at Cincinnati (2/14/21)
Assists	4	Tulane (2/12/21)
Steals	2	at ECU (3/4/21)
Blocks	1	4x, last at ECU (3/4/21)
FG made	3	at Wichita State (1/30/21)
FG attempts	6	2x, last at ECU (3/4/21)
3FG made	1	8x, last South Florida (2/17/21)
3FG attempts	4	2x, last at ECU (3/4/21)
FT made	3	2x, last ECU (1/27/21)
FT attempts	4	2x, last ECU (1/27/21)

### CAREER HIGHS

Points	16	at Fordham (3/3/18)
Rebounds	8	2x, last Hofstra (11/24/18)
Assists	8	George Washington (1/20/18)
Steals	3	2x, last Dayton (2/10/18)
Blocks	3	Rhode Island (3/15/19)
FG made	6	at Fordham (3/3/18)
FG attempts	10	at Fordham (3/3/18)
3FG made	4	2x, last at Fordham (3/3/18)
3FG attempts	6	2x, last at Fordham (3/3/18)
FT made	4	at George Mason (1/27/18)
FT attempts	4	6x, last ECU (1/27/21)

### MISCELLANEOUS GAME STATS

Led team in scoring	1
Led team in rebounds	2
Led team in assists	6
Double Figure Points	5
Double Figure Rebounds	--
Double-Doubles	--
20-Point Games	--
30-Point Games	--
3+ Three Pointers	4
5+ Assists	2
3+ Steals	2
3+ Blocks	1

## 2020-21 GAME-BY-GAME

Opponent	Date	GS	MIN	Total		3-Pointers		Free throws		Rebounds			PF	A	TO	BLK	STL	PTS	AVG
				FG-FGA	PCT	3FG-3FGA	PCT	FT-FTA	PCT	OFF	DEF	TOT							
Auburn	11/30/2020	*	23:56	0-3	.000	0-2	.000	0-0	.000	1	3	4	4.0	4	2	3	0	1	0.0
at Michigan	12/06/2020		26:45	1-5	.200	1-4	.250	2-2	1.000	2	2	4	4.0	2	1	1	0	1	5.25
at Florida St.	12/19/2020		18:32	0-0	.000	0-0	.000	0-0	.000	1	2	3	3.7	5	2	0	0	0	1.7
Cincinnati	12/22/2020	*	22:33	1-3	.333	0-1	.000	0-1	.000	1	1	2	3.3	4	3	1	0	1	2.18
Houston	12/26/2020	*	31:00	2-4	.500	1-2	.500	0-0	.000	0	3	3	3.2	3	2	4	1	1	5.24
at South Fla.	01/02/2021	*	20:37	2-4	.500	1-2	.500	0-0	.000	0	4	4	3.3	2	1	2	1	0	5.28
at Temple	01/14/2021	*	21:28	1-3	.333	0-2	.000	3-4	.750	1	0	1	3.0	2	2	4	0	0	5.31
at Houston	01/17/2021	*	19:39	1-4	.250	0-1	.000	0-0	.000	0	1	1	2.8	4	1	2	0	0	2.30
SMU	01/23/2021		13:02	2-4	.500	0-0	.000	2-2	1.000	1	0	1	2.6	1	1	0	0	0	6.33
East Carolina	01/27/2021		20:41	1-1	1.000	1-1	1.000	3-4	.750	1	1	2	2.5	2	1	1	0	0	6.36
at Wichita St.	01/30/2021		23:57	3-6	.500	1-2	.500	0-0	.000	1	2	3	2.5	2	2	1	0	0	7.39
at Memphis	02/01/2021		16:09	0-0	.000	0-0	.000	1-2	.500	0	1	1	2.4	3	0	3	0	0	1.37
at Memphis	02/03/2021		15:17	0-2	.000	0-1	.000	0-1	.000	1	0	1	2.3	0	1	2	0	0	0.34
at Tulsa	02/06/2021		20:52	2-5	.400	0-0	.000	0-0	.000	3	0	3	2.4	3	3	1	0	0	4.34
Wichita St.	02/10/2021		10:38	0-2	.000	0-1	.000	0-0	.000	0	0	0	2.2	1	0	1	0	0	0.32
Tulane	02/12/2021		24:50	1-1	1.000	1-1	1.000	0-0	.000	1	1	2	2.2	2	4	2	0	0	3.32
at Cincinnati	02/14/2021		28:25	2-4	.500	1-2	.500	2-2	1.000	2	2	4	2.3	2	2	3	0	1	7.34
South Fla.	02/17/2021		13:20	1-1	1.000	1-1	1.000	2-2	1.000	1	1	2	2.3	4	0	1	0	1	5.35
at Tulane	02/20/2021		10:01	0-1	.000	0-1	.000	0-0	.000	1	1	2	2.3	2	0	0	1	0	0.33
Tulsa	03/02/2021		15:02	0-1	.000	0-1	.000	0-0	.000	0	1	1	2.2	2	0	0	0	0	0.32
at East Carolina	03/04/2021		23:04	1-6	.167	1-4	.250	0-0	.000	0	2	2	2.2	3	1	0	1	2	3.11
vs East Carolina	03/11/2021		02:43	0-0	.000	0-0	.000	0-0	.000	0	0	0	2.1	0	0	1	0	0	0.30
vs Memphis	03/12/2021		18:46	0-1	.000	0-0	.000	2-2	1.000	0	2	2	2.1	0	1	1	0	1	2.30
Totals			6 441:16	21-61	.344	9-29	.310	17-22	.773	18	30	48	2.1	53	30	34	4	9	68 3.0

### Player Averages

Games Played	Minutes/game	Points/game	FG Pct	3FG Pct	FT Pct	Rebounds/game	Assists/game	Turnovers/game	Assist/Turnover ratio	Steals/game	Blocks/game
23	19.2	3.0	34.4	31.0	77.3	2.1	1.3	1.5	0.9	0.4	0.2

## CAREER STATISTICS

				Field Goals		3-Point		F-Throws		Rebounds				Scoring						
SEASON	TEAM	GP-GS	MIN/AVG	FG-FGA	FG%	3FG-3FGA	3FG%	FT-FTA	FT%	OFF	DEF	TOT	AVG	PF-FO	A	TO	BLK	STL	PTS	AVG
2017-18	VCU	33-13	558/16.9	50-124	.403	30-79	.380	18-20	.900	20	80	100	3.0	75-1	56	41	3	12	148	4.5
2018-19	VCU	30-23	597/19.9	46-115	.400	16-50	.320	17-31	.548	14	61	75	2.5	53-0	38	33	10	16	125	4.2
2020-21	UCF	23-6	441/19.2	21-61	.344	9-29	.310	17-22	.773	18	30	48	2.1	53-1	30	34	4	9	68	3.0
TOTAL FOR UCF		23-6	441/19.2	21-61	.344	9-29	.310	17-22	.773	18	30	48	2.1	53-1	30	34	4	9	68	3.0
TOTAL		86-42	1596/18.6	117-300	.390	55-158	.348	52-73	.712	52	171	223	2.6	181-2	124	108	17	37	341	4.0



# C.J. WALKER #21

6-8 | 200 | Junior | Forward | Sanford, Fla. | Oak Ridge | Oregon



## KNIGHT NOTES

### 2021-22

- Led the team with eight rebounds in season opening win over Robert Morris (11/10)
- Ranks fifth in The American with five offensive rebounds to open play
- Was third on the team in scoring in season opener with 12 points

### 2020-21

- Ranks second in The American with 1.7 blocked shots per game
- Has blocked at least one shot in 17 of 20 games played this season
- Leads the team and ranks 18th in the league with 5.0 rebounds per game and 14th with 1.7 offensive rebounds per game
- Scored in double figures in each of the last three games played in the regular season, averaging 14.7 points, 8.3 rebounds and 2.7 blocked shots per game during the stretch
- Missed the Knights last two games of the regular season with an ankle injury
- vs. ECU (3/11): Only scored one point with four rebounds and a blocked shot
- at Tulane (2/20): Scored 14 points with six rebounds and three blocked shots
- South Florida (2/17): Matched career highs with 18 points and four blocked shots to go with nine rebounds and two assists
- at Cincinnati (2/14): Recorded first-career double-double with 12 points and a career-high 10 rebounds, while blocking one shot and grabbing two steals and matching a career high with two assists
- Tulane (2/12): Matched a career-high with four blocks to go with six points, three rebounds and two steals
- at Memphis (2/3): Scored 15 points on 6-of-9 shooting to go with seven rebounds, a block and a steal

## 2021-22 HIGHS

Points	12	Robert Morris (11/10/21)
Rebounds	8	Robert Morris (11/10/21)
Assists	2	Robert Morris (11/10/21)
Steals	1	Robert Morris (11/10/21)
Blocks	1	Robert Morris (11/10/21)
FG made	5	Robert Morris (11/10/21)
FG attempts	9	Robert Morris (11/10/21)
3FG made	--	--
3FG attempts	1	Robert Morris (11/10/21)
FT made	2	Robert Morris (11/10/21)
FT attempts	3	Robert Morris (11/10/21)

## CAREER HIGHS

Points	18	2x, last South Florida (2/17/21)
Rebounds	10	at Cincinnati (2/14/21)
Assists	2	5x, last at Tulane (2/20/21)
Steals	3	2x, last at Memphis (2/1/21)
Blocks	4	3x, last South Florida (2/17/21)
FG made	8	Hawaii (12/7/19)
FG attempts	12	South Florida (2/17/21)
3FG made	2	Hawaii (12/7/19)
3FG attempts	3	Texas Southern (12/21/19)
FT made	6	at Tulane (2/20/21)
FT attempts	7	2x, last at Tulane (2/20/21)

## GAME-BY-GAME

Opponent	Date	GS	MIN	Total		3-Pointers		Free throws		Rebounds				PF				A				PTS			
				FG-FGA	PCT	3FG-3FGA	PCT	FT-FTA	PCT	OFF	DEF	TOT	AVG	P	A	TO	BLK	STL	PTS	AVG					
Robert Morris	11/10/2021		24:24	5-9	.556	0-1	.000	2-3	.667	4	4	8	8.0	0	2	0	1	1	12	12.0					
Totals		0	24:24	5-9	.556	0-1	.000	2-3	.667	4	4	8	8.0	0	2	0	1	1	12	12.0					

### Player Averages

Games Played	Minutes/game	Points/game	FG Pct	3FG Pct	FT Pct	Rebounds/game	Assists/game	Turnovers/game	Assist/Turnover ratio	Steals/game	Blocks/game
1	24.4	12.0	55.6	0.0	66.7	8.0	2.0	0.0	2.0	1.0	1.0

## MISCELLANEOUS GAME STATS

Led team in scoring	1
Led team in rebounds	6
Led team in assists	8
Double Figure Points	1
Double Figure Rebounds	--
Double-Doubles	--
20-Point Games	--
30-Point Games	--
3+ Three Pointers	--
5+ Assists	--
3+ Steals	2
3+ Blocks	6

## CAREER STATISTICS

				Field Goals		3-Point		F-Throws		Rebounds				Scoring							
SEASON	TEAM	GP-GS	MIN/AVG	FG-FGA	FG%	3FG-3FGA	3FG%	FT-FTA	FT%	OFF	DEF	TOT	AVG	PF-FO	A	TO	BLK	STL	PTS	AVG	
2019-20	Oregon	28-7	417/14.9	43-113	.381	9-31	.290	17-35	.486	22	49	71	2.5	58-2	8	23	15	11	112	4.0	
2020-21	UCF	21-15	540/25.7	55-124	.444	2-14	.143	36-62	.581	34	70	104	5.0	46-1	19	28	36	19	148	7.0	
2021-22	UCF	1-0	24/24.4	5-9	.556	0-1	.000	2-3	.667	4	4	8	8.0	0-0	2	0	1	1	12	12.0	
TOTAL FOR UCF		22-15	564/25.6	60-133	.451	2-15	.133	38-65	.585	38	74	112	5.1	46-1	21	28	37	20	160	7.3	
TOTAL		50-22	982/19.6	103-246	.419	11-46	.239	55-100	.550	60	123	183	3.7	104-3	29	51	52	31	272	5.4	





# DARIN GREEN JR. #22

6-4 | 180 | Junior | Guard | Charlotte, N.C. | Wharton (Fla.)



## KNIGHT NOTES

### 2021-22

- Was second on the squad with 14 points in season opening win (11/10)
- Drained 2-of-4 from beyond the arc on opening Knight
- Added two steals in season debut

### 2020-21

- Ranks 13th in The American with a 36.6 percent mark from beyond the arc and is fifth with 2.4 made 3-pointers per game
- Also ranks 16th in the league in scoring with 11.7 points per game
- Has scored in double figures in each of the last five games after failing to do so in three of the previous four games, including scoring no points in the loss at Cincinnati (2/14)
- vs. ECU (3/11): Scored 12 points with three rebounds, two assists and a steal
- at ECU (3/4): Had 14 points for the fourth straight time, knocking down four 3-pointers for the third consecutive game
- Tulsa (3/2): Scored 14 points with four 3-pointers for the second straight game
- at Tulane (2/20): Scored 14 points on four made 3-pointers
- South Florida (2/17): Scored 14 points and grabbed five rebounds
- Tulane (2/12): Led the Knights with 18 points, matching a career high with six made 3-pointers
- at Memphis (2/3): Had 13 points on 6-of-9 shooting
- ECU (1/27): Scored 18 points on 4 made 3-pointers with six rebounds and three assists
- at Temple (1/14): Scored 17 points on 3-of-4 from long distance
- at South Florida (1/2): Had 14 points on a pair of 3-pointers and a career-high three assists
- #6 Houston (12/26): Had 12 points on 5-of-12 shooting from the field

## 2021-22 HIGHS

Points	14	Robert Morris (11/10/21)
Rebounds	2	Robert Morris (11/10/21)
Assists	1	Robert Morris (11/10/21)
Steals	2	Robert Morris (11/10/21)
Blocks	1	Robert Morris (11/10/21)
FG made	5	Robert Morris (11/10/21)
FG attempts	11	Robert Morris (11/10/21)
3FG made	2	Robert Morris (11/10/21)
3FG attempts	4	Robert Morris (11/10/21)
FT made	2	Robert Morris (11/10/21)
FT attempts	4	Robert Morris (11/10/21)

## CAREER HIGHS

Points	26	Tulsa (2/9/20)
Rebounds	6	2x, last ECU (1/27/21)
Assists	3	4x, last Tulsa (3/2/21)
Steals	3	4x, last ECU (3/4/21)
Blocks	1	8x, last Tulane (2/12/21)
FG made	9	ECU (3/8/20)
FG attempts	15	Tulane (2/12/21)
3FG made	6	3x, last Tulane (2/12/21)
3FG attempts	11	Tulsa (3/2/21)
FT made	6	Tulsa (2/9/20)
FT attempts	8	Tulsa (2/9/20)

## MISCELLANEOUS GAME STATS

Led team in scoring	8
Led team in rebounds	3
Led team in assists	2
Double Figure Points	34
Double Figure Rebounds	--
Double-Doubles	--
20-Point Games	3
30-Point Games	--
3+ Three Pointers	21
5+ Three Pointers	4
5+ Assists	--
3+ Steals	4
3+ Blocks	--

## GAME-BY-GAME

Opponent	Date	GS	MIN	Total		3-Pointers		Free throws		Rebounds				PF	A	TO	BLK	STL	PTS	AVG
				FG-FGA	PCT	3FG-3FGA	PCT	FT-FTA	PCT	OFF	DEF	TOT	AVG							
Robert Morris	11/10/2021	*	28:01	5-11	.455	2-4	.500	2-4	.500	2	0	2	2.0	2	1	0	1	2	14	14.0
Totals			1 28:01	5-11	.455	2-4	.500	2-4	.500	2	0	2	2.0	2	1	0	1	2	14	14.0

### Player Averages

Games Played	Minutes/ game	Points/ game	FG Pct	3FG Pct	FT Pct	Rebounds/ game	Assists/ game	Turnovers/ game	Assist/Turnover ratio	Steals/ game	Blocks/ game
1	28.0	14.0	45.5	50.0	50.0	2.0	1.0	0.0	1.0	2.0	1.0

## CAREER STATISTICS

SEASON	TEAM	GP-GS	MIN/AVG	Field Goals		3-Point		F-Throws		Rebounds				Scoring						
				FG-FGA	FG%	3FG-3FGA	3FG%	FT-FTA	FT%	OFF	DEF	TOT	AVG	PF-FO	A	TO	BLK	STL	PTS	AVG
2019-20	UCF	30-14	717/23.9	105-234	.449	68-163	.417	25-30	.833	27	31	58	1.9	41-0	14	26	4	17	303	10.1
2020-21	UCF	23-23	729/31.7	97-242	.401	53-147	.361	13-18	.722	16	50	66	2.9	35-0	23	25	5	21	260	11.3
2021-22	UCF	1-1	28/28.0	5-11	.455	2-4	.500	2-4	.500	2	0	2	2.0	2-0	1	0	1	2	14	14.0
TOTAL		54-38	1475/27.3	207-487	.425	123-314	.392	40-52	.769	45	81	126	2.3	78-0	38	51	10	40	577	10.7



GAME 2 | MIAMI

# DRE FULLER JR. #24

6-5 | 210 | R-Junior | Guard | Fayetteville, N.C. | Admiral Farragut (Fla.)



## KNIGHT NOTES

### 2020-21

- Has appeared in all 22 games, starting 13 times, including the last two games
- Sixth on the team with 7.0 points per game, third in steals with 23, second in assists with 54, and third in rebounding with 4.4 per game
- vs. ECU (3/11): Had four points with team highs of seven rebounds and four assists
- Tulsa (3/2): Scored eight points, including going 6-of-6 from the line, adding five rebounds
- at Cincinnati (2/14): Scored 11 points on 2-of-4 shooting from 3-point range to go with two assists
- at Memphis (2/1): Scored in double figures in back-to-back games for first time this season, finishing with 11 points and three assists
- at Wichita (1/30): Scored 13 points with four rebounds, three assists and two steals
- at #11 Houston (1/17): Scored 12 points on 4-of-7 shooting and 4-of-6 from the free throw line with two steals
- at Temple (1/14): Matched a career-high with 10 rebounds to go with six points
- at South Florida (1/2): Scored eight points and grabbed a team-high eight rebounds while turning the ball over just one time
- #6 Houston (12/26): Grabbed a career-high 10 rebounds to go with seven points and two assists
- Cincinnati (12/22): Scored nine points with three assists and three steals
- at #15 Florida State (12/19): Dished out a team-high four assists and grabbed five rebounds, while scoring two points and recording one steal
- at Michigan (12/6): Scored four points, grabbed three rebounds and dished out three assists
- Auburn (11/30): Led the Knights with 13 points to go with seven rebounds and a career-high five assists

### 2020-21 HIGHS

Points	4	Robert Morris (11/10/21)
Rebounds	2	Robert Morris (11/10/21)
Assists	--	--
Steals	--	--
Blocks	--	--
FG made	1	Robert Morris (11/10/21)
FG attempts	4	Robert Morris (11/10/21)
3FG made	--	--
3FG attempts	--	--
FT made	2	Robert Morris (11/10/21)
FT attempts	2	Robert Morris (11/10/21)

## GAME-BY-GAME

Opponent	Date	GS	MIN	Total		3-Pointers		Free throws		Rebounds				PF	A	TO	BLK	STL	PTS	AVG
				FG-FGA	PCT	3FG-3FGA	PCT	FT-FTA	PCT	OFF	DEF	TOT	AVG							
Robert Morris	11/10/2021		11:35	1-4	.250	0-0	.000	2-2	1.000	0	2	2	2.0	1	0	0	0	0	4	4.0
<b>Totals</b>			<b>0 11:35</b>	<b>1-4</b>	<b>.250</b>	<b>0-0</b>	<b>.000</b>	<b>2-2</b>	<b>1.000</b>	<b>0</b>	<b>2</b>	<b>2</b>	<b>2.0</b>	<b>1</b>	<b>0</b>	<b>0</b>	<b>0</b>	<b>0</b>	<b>4</b>	<b>4.0</b>

### CAREER HIGHS

Points	14	Temple (12/31/19)
Rebounds	11	vs. Memphis (3/12/21)
Assists	5	2x, last at Tulane (2/20/21)
Steals	5	vs. Penn (11/28/19)
Blocks	4	Tulsa (2/9/20)
FG made	6	3x, last Temple (12/31/19)
FG attempts	15	at Oklahoma (12/21/19)
3FG made	2	5x, last at Cincinnati (2/14/21)
3FG attempts	5	at Oklahoma (12/21/19)
FT made	6	2x, last Tulsa (3/2/21)
FT attempts	9	#6 Houston (12/26/20)

### Player Averages

Games Played	Minutes/game	Points/game	FG Pct	3FG Pct	FT Pct	Rebounds/game	Assists/game	Turnovers/game	Assist/Turnover ratio	Steals/game	Blocks/game
1	11.6	4.0	25.0	0.0	100.0	2.0	0.0	0.0		0.0	0.0

### MISCELLANEOUS GAME STATS

Led team in scoring	3
Led team in rebounds	8
Led team in assists	5
Double Figure Points	12
Double Figure Rebounds	3
Double-Doubles	--
20-Point Games	--
30-Point Games	--
3+ Three Pointers	--
5+ Assists	2
3+ Steals	4
3+ Blocks	1

## CAREER STATISTICS

				Field Goals		3-Point		F-Throws		Rebounds				Scoring						
SEASON	TEAM	GP-GS	MIN/AVG	FG-FGA	FG%	3FG-3FGA	3FG%	FT-FTA	FT%	OFF	DEF	TOT	AVG	PF-FO	A	TO	BLK	STL	PTS	AVG
2019-20	UCF	20-13	380/19.0	50-119	.420	10-40	.250	15-23	.652	23	39	62	3.1	33-1	29	26	11	18	125	6.3
2020-21	UCF	23-14	634/27.6	55-133	.414	8-37	.216	42-61	.689	19	89	108	4.7	44-0	57	54	7	24	160	7.0
2021-22	UCF	1-0	12/11.6	1-4	.250	0-0	.000	2-2	1.000	0	2	2	2.0	1-0	0	0	0	0	4	4.0
<b>TOTAL</b>		<b>44-27</b>	<b>1025/23.3</b>	<b>106-256</b>	<b>.414</b>	<b>18-77</b>	<b>.234</b>	<b>59-86</b>	<b>.686</b>	<b>42</b>	<b>130</b>	<b>172</b>	<b>3.9</b>	<b>78-1</b>	<b>86</b>	<b>80</b>	<b>18</b>	<b>42</b>	<b>289</b>	<b>6.6</b>



# CHEIKH MBACKE DIONG #34

6-11 | 235 | R-Senior | Forward | Dakar, Senegal | Florida Prep Academy | UNLV



## KNIGHT NOTES

### 2021-22

- Tied career-high and led UCF in blocks with five in opening Knight win over Robert Morris (11/10)
- Grabbed seven boards and added four points in season opener

### 2020-21 at UNLV

- Appeared in and started in all 27 games
- Averaged 8.9 points and 7.4 rebounds per game, which ranked sixth in the Mountain West Conference
- Also ranked fourth in the Mountain West with 1.0 blocked shots per game
- Shot 60.7 percent from the field and added 33 steals
- Scored in double figures seven times and recorded double figures in rebounds seven times
- Had three double-doubles on the season
- Air Force (3/10): Had 16 points and eight rebounds
- Fresno State (2/24): Scored 16 points and grabbed eight rebounds
- San Jose State (2/21): Had 13 points and 13 boards
- Air Force (2/8): Totaled eight points, nine rebounds and four blocked shots
- Benedictine Mesa (1/21): Scored 22 points with 11 rebounds and two blocked shots
- New Mexico (1/16): Had 20 points on 9-of-11 shooting, while adding six boards
- St. Katherine (1/12): Scored 18 points on 9-of-12 from the floor and grabbed 10 rebounds
- Colorado State (1/9): Grabbed 15 boards to go with nine points

## 2021-22 SEASON HIGHS

Points	4	Robert Morris (11/10/21)
Rebounds	7	Robert Morris (11/10/21)
Assists	--	--
Steals	--	--
Blocks	5	Robert Morris (11/10/21)
FG made	2	Robert Morris (11/10/21)
FG attempts	3	Robert Morris (11/10/21)
3FG made	--	--
3FG attempts	--	--
FT made	--	--
FT attempts	--	--

## GAME-BY-GAME

Opponent	Date	GS	MIN	Total		3-Pointers		Free throws		Rebounds				PF	A	TO	BLK	STL	PTS	AVG
				FG-FGA	PCT	3FG-3FGA	PCT	FT-FTA	PCT	OFF	DEF	TOT	AVG							
Robert Morris	11/10/2021	*	23:18	2-3	.667	0-0	.000	0-0	.000	3	4	7	7.0	1	0	0	5	0	4	4.0
Totals		1	23:18	2-3	.667	0-0	.000	0-0	.000	3	4	7	7.0	1	0	0	5	0	4	4.0

### Player Averages

Games Played	Minutes/ game	Points/ game	FG Pct	3FG Pct	FT Pct	Rebounds/ game	Assists/ game	Turnovers/ game	Assist/Turnover ratio	Steals/ game	Blocks/ game
1	23.3	4.0	66.7	0.0	0.0	7.0	0.0	0.0	0.0	0.0	5.0

## CAREER HIGHS

Points	22	vs. Benedictine Mesa (1/21/21)
Rebounds	17	vs. Purdue Fort Wayne (11/05/19)
Assists	4	vs. Fresno St. (2/26/21)
Steals	4	last vs. Utah St. (1/25/21)
Blocks	5	2x, last vs. Robert Morris (11/10/21)
FG made	10	vs. Benedictine Mesa (1/21/21)
FG attempts	17	vs. Benedictine Mesa (1/21/21)
3FG made	1	vs. Jackson State (11/26/19)
3FG attempts	2	vs. Jackson State (11/26/19)
FT made	4	3x, last vs. Air Force (2/08/21)

## MISCELLANEOUS GAME STATS AT UCF

Led team in scoring	--
Led team in rebounds	--
Led team in assists	--
Double Figure Points	--
Double Figure Rebounds	--
Double-Doubles	--
20-Point Games	--
30-Point Games	--
3+ Three Pointers	--
5+ Assists	--
3+ Steals	--
3+ Blocks	1

## CAREER STATISTICS

				Field Goals		3-Point		F-Throws		Rebounds				Scoring						
SEASON	TEAM	GP-GS	MIN/AVG	FG-FGA	FG%	3FG-3FGA	3FG%	FT-FTA	FT%	OFF	DEF	TOT	AVG	PF-FO	A	TO	BLK	STL	PTS	AVG
2017-18	UNLV	30-0	276/9.2	22-40	.550	0-0	.000	18-29	.621	20	54	74	2.5	59-0	6	21	21	13	62	2.1
2018-19	UNLV	27-22	652/24.2	75-127	.591	0-2	.000	37-71	.521	71	112	183	6.8	90-2	8	35	41	20	187	6.9
2019-20	UNLV	32-27	812/25.4	93-171	.544	1-10	.100	60-93	.645	95	157	252	7.9	93-4	15	52	37	33	247	7.7
2020-21	UNLV	27-27	758/28.1	105-173	.607	0-1	.000	30-54	.556	76	123	199	7.4	68-2	20	37	27	33	240	8.9
2021-22	UCF	1-1	23/23.3	2-3	.667	0-0	.000	0-0	.000	3	4	7	7.0	1-0	0	0	5	0	4	4.0
<b>TOTAL FOR UCF</b>		<b>1-1</b>	<b>23/23.3</b>	<b>2-3</b>	<b>.667</b>	<b>0-0</b>	<b>.000</b>	<b>0-0</b>	<b>.000</b>	<b>3</b>	<b>4</b>	<b>7</b>	<b>7.0</b>	<b>1-0</b>	<b>0</b>	<b>0</b>	<b>5</b>	<b>0</b>	<b>4</b>	<b>4.0</b>
<b>TOTAL</b>		<b>117-77</b>	<b>2522/21.6</b>	<b>297-514</b>	<b>.578</b>	<b>1-13</b>	<b>.077</b>	<b>145-247</b>	<b>.587</b>	<b>265</b>	<b>450</b>	<b>715</b>	<b>6.1</b>	<b>311-8</b>	<b>49</b>	<b>145</b>	<b>131</b>	<b>99</b>	<b>740</b>	<b>6.3</b>





## OVERALL STATISTICS



### 2021-22 UCF Men's Basketball Combined Team Statistics All games

Page 1/1  
as of Nov 12, 2021

#### Game Records

Record	Overall	Home	Away	Neutral
ALL GAMES	1-0	1-0	0-0	0-0
CONFERENCE	0-0	0-0	0-0	0-0
NON-CONFERENCE	1-0	1-0	0-0	0-0

#### Score by Periods

Team	1st	2nd	OT	TOT
UCF	42	27	0	69
Opponents	25	34	0	59

#### Team Box Score

No.	Player				Total		3-Point		F-Throw		Rebounds											
		GP-GS	MIN	AVG	FG-FGA	FG%	3FG-3FGA	3FG%	FT-FTA	FT%	OFF	DEF	TOT	AVG	PF	DQ	A	TO	BLK	STL	PTS	AVG
2	PERRY, Darius	1-1	31:24	31.4	7-15	.467	4-7	.571	0-0	.000	0	5	5	5.0	0	0	4	2	0	0	18	18.0
22	GREEN JR., Darin	1-1	28:01	28.0	5-11	.455	2-4	.500	2-4	.500	2	0	2	2.0	2	0	1	0	1	2	14	14.0
21	WALKER, C.J.	1-0	24:24	24.4	5-9	.556	0-1	.000	2-3	.667	4	4	8	8.0	0	0	2	0	1	1	12	12.0
11	FREEMAN, Tyem	1-0	14:47	14.8	4-5	.800	0-1	.000	1-1	1.000	0	2	2	2.0	3	0	0	1	0	1	9	9.0
34	MBACKE DIONG, Cheikh	1-1	23:18	23.3	2-3	.667	0-0	.000	0-0	.000	3	4	7	7.0	1	0	0	0	5	0	4	4.0
24	FULLER JR., Dre	1-0	11:35	11.6	1-4	.250	0-0	.000	2-2	1.000	0	2	2	2.0	1	0	0	0	0	0	4	4.0
3	ADAMS, Isaiah	1-1	23:01	23.0	2-6	.333	0-3	.000	0-0	.000	0	1	1	1.0	2	0	2	0	1	1	4	4.0
0	JOHNSON, Darius	1-0	24:00	24.0	1-4	.250	0-2	.000	0-0	.000	1	2	3	3.0	2	0	2	2	0	3	2	2.0
13	MAHAN, Brandon	1-1	17:44	17.7	1-7	.143	0-6	.000	0-0	.000	0	2	2	2.0	3	0	0	2	0	1	2	2.0
4	REYNOLDS, Jamille	1-0	01:45	1.8	0-0	.000	0-0	.000	0-0	.000	0	0	0	0.0	1	0	0	1	0	0	0	0.0
Team												2	2					1				
Total		1	200		28-64	.438	6-24	.250	7-10	.700	10	24	34	34.0	15	0	11	9	8	9	69	69.0
Opponents		1	200		20-61	.328	4-23	.174	15-16	.938	17	27	44	44.0	14	0	11	16	4	4	59	59.0

#### Team Statistics

	UCF	OPP
<b>Scoring</b>	<b>69</b>	<b>59</b>
Points per game	69.0	59.0
Scoring margin	+10.0	-
<b>Field goals-att</b>	<b>28-64</b>	<b>20-61</b>
Field goal pct	.438	.328
<b>3 point fg-att</b>	<b>6-24</b>	<b>4-23</b>
3-point FG pct	.250	.174
3-pt FG made per game	6.0	4.0
<b>Free throws-att</b>	<b>7-10</b>	<b>15-16</b>
Free throw pct	.700	.938
F-Throws made per game	7.0	15.0
<b>Rebounds</b>	<b>34</b>	<b>44</b>
Rebounds per game	34.0	44.0
Rebounding margin	-10.0	-
<b>Assists</b>	<b>11</b>	<b>11</b>
Assists per game	11.0	11.0
<b>Turnovers</b>	<b>9</b>	<b>16</b>
Turnovers per game	9.0	16.0
Turnover margin	+7.0	-
Assist/turnover ratio	1.2	0.7
<b>Steals</b>	<b>9</b>	<b>4</b>
Steals per game	9.0	4.0
<b>Blocks</b>	<b>8</b>	<b>4</b>
Blocks per game	8.0	4.0
<b>Winning streak</b>	<b>1</b>	<b>-</b>
Home win streak	1	-
<b>Attendance</b>	<b>4869</b>	<b>0</b>
Home games-Avg/Game	1-4869	0-0
Neutral site-Avg/Game	-	0-0

#### Team Results

Date	Opponent		Score	Att.
11/10/2021	Robert Morris	W	69-59	4869



## GAME-BY-GAME STATISTICS



### 2021-22 UCF Men's Basketball Team Game-by-Game All games

Page 1/1  
as of Nov 12, 2021

			Total		3-Pointers		Free throws		Rebounds											
Opponent	Date	Score	W	FG-FGA	PCT	3FG-3FGA	PCT	FT-FTA	PCT	OFF	DEF	TOT	AVG	PF	A	TO	BLK	STL	PTS	AVG
Robert Morris	11/10/2021	69-59	W	28-64	.438	6-24	.250	7-10	.700	10	24	34	34.0	15	11	9	8	9	69	69.0
<b>Total</b>		<b>69</b>		<b>28-64</b>	<b>.438</b>	<b>6-24</b>	<b>.250</b>	<b>7-10</b>	<b>.700</b>	<b>10</b>	<b>24</b>	<b>34</b>	<b>34.0</b>	<b>15</b>	<b>11</b>	<b>9</b>	<b>8</b>	<b>9</b>	<b>69</b>	<b>69.0</b>
Opponents		59		20-61	.328	4-23	.174	15-16	.938	17	27	44	44.0	14	11	16	4	4	59	59.0

### UCF Averages

Games Played	Points/game	FG Pct	3FG Pct	FT Pct	Rebounds/game	Assists/game	Turnovers/game	Assist/Turnover ratio	Steals/game	Blocks/game
1	69.0	43.8	25.0	70.0	34.0	11.0	9.0	1.2	9.0	8.0



## OPPONENT GAME-BY-GAME STATISTICS



### 2021-22 UCF Men's Basketball Opponents Game-by-Game All games

Page 1/1  
as of Nov 12, 2021

				Total		3-Pointers		Free throws		Rebounds											
Opponent	Date	Score		FG-FGA	PCT	3FG-3FGA	PCT	FT-FTA	PCT	OFF	DEF	TOT	AVG	PF	A	TO	BLK	STL	PTS	AVG	
Robert Morris	11/10/2021	69-59	W	20-61	.328	4-23	.174	15-16	.938	17	27	44	44.0	14	11	16	4	4	59	59.0	
<b>Total</b>		<b>59</b>		<b>20-61</b>	<b>.328</b>	<b>4-23</b>	<b>.174</b>	<b>15-16</b>	<b>.938</b>	<b>17</b>	<b>27</b>	<b>44</b>	<b>44.0</b>	<b>14</b>	<b>11</b>	<b>16</b>	<b>4</b>	<b>4</b>	<b>59</b>	<b>59.0</b>	
UCF		69		28-64	.438	6-24	.250	7-10	.700	10	24	34	34.0	15	11	9	8	9	69	69.0	

### Opponents Averages

Games Played	Points/game	FG Pct	3FG Pct	FT Pct	Rebounds/game	Assists/game	Turnovers/game	Assist/Turnover ratio	Steals/game	Blocks/game
1	59.0	32.8	17.4	93.8	44.0	11.0	16.0	0.7	4.0	4.0



## CATEGORY LEADERS



2021-22 UCF Men's Basketball  
Category Leaders  
All games

Page 1/3  
as of Nov 12, 2021

## Points

##	Player	G	Pts	Pts/G
2	Perry, Darius	1	18	18.0
22	Green Jr., Darin	1	14	14.0
21	Walker, C.J.	1	12	12.0
11	Freeman, Tyem	1	9	9.0
24	Fuller Jr., Dre	1	4	4.0
3	Adams, Isaiah	1	4	4.0
34	Mbacke Diong, Cheikh	1	4	4.0
0	Johnson, Darius	1	2	2.0
13	Mahan, Brandon	1	2	2.0

## Scoring Average

##	Player	G	Pts	Pts/G
2	Perry, Darius	1	18	18.0
22	Green Jr., Darin	1	14	14.0
21	Walker, C.J.	1	12	12.0
11	Freeman, Tyem	1	9	9.0
24	Fuller Jr., Dre	1	4	4.0
3	Adams, Isaiah	1	4	4.0
34	Mbacke Diong, Cheikh	1	4	4.0
0	Johnson, Darius	1	2	2.0
13	Mahan, Brandon	1	2	2.0

## Field Goal Percentage

##	Player	FG	Att	Pct
11	Freeman, Tyem	4	5	.800
34	Mbacke Diong, Cheikh	2	3	.667
21	Walker, C.J.	5	9	.556
2	Perry, Darius	7	15	.467
22	Green Jr., Darin	5	11	.455
3	Adams, Isaiah	2	6	.333
24	Fuller Jr., Dre	1	4	.250
0	Johnson, Darius	1	4	.250
13	Mahan, Brandon	1	7	.143

## Field Goal Attempts

##	Player	G	Att	Att/G
2	Perry, Darius	1	15	15.0
22	Green Jr., Darin	1	11	11.0
21	Walker, C.J.	1	9	9.0
13	Mahan, Brandon	1	7	7.0
3	Adams, Isaiah	1	6	6.0

## Field Goals Made

##	Player	G	Made	Made/G
2	Perry, Darius	1	7	7.0
22	Green Jr., Darin	1	5	5.0
21	Walker, C.J.	1	5	5.0
11	Freeman, Tyem	1	4	4.0
3	Adams, Isaiah	1	2	2.0

## 3-Point FG Percentage

##	Player	3FG	Att	Pct
2	Perry, Darius	4	7	.571
22	Green Jr., Darin	2	4	.500

## 3-Point FG Attempts

##	Player	G	Att	Att/G
2	Perry, Darius	1	7	7.0
13	Mahan, Brandon	1	6	6.0
22	Green Jr., Darin	1	4	4.0
3	Adams, Isaiah	1	3	3.0
0	Johnson, Darius	1	2	2.0

## 3-Point FG Made

##	Player	G	Made	Made/G
2	Perry, Darius	1	4	4.0
22	Green Jr., Darin	1	2	2.0





## CATEGORY LEADERS

2021-22 UCF Men's Basketball  
Category Leaders  
All gamesPage 2/3  
as of Nov 12, 2021

## Free Throw Percentage

##	Player	Made	Att	Pct
11	Freeman, Tyem	1	1	1.000
24	Fuller Jr., Dre	2	2	1.000
21	Walker, C.J.	2	3	.667
22	Green Jr., Darin	2	4	.500

## Free Throw Attempts

##	Player	G	Att	Att/G
22	Green Jr., Darin	1	4	4.0
21	Walker, C.J.	1	3	3.0
24	Fuller Jr., Dre	1	2	2.0
11	Freeman, Tyem	1	1	1.0

## Free Throws Made

##	Player	G	Made	Made/G
22	Green Jr., Darin	1	2	2.0
21	Walker, C.J.	1	2	2.0
24	Fuller Jr., Dre	1	2	2.0
11	Freeman, Tyem	1	1	1.0

## Rebounds

##	Player	G	Reb	Reb/G
21	Walker, C.J.	1	8	8.0
34	Mbacke Diong, Cheikh	1	7	7.0
2	Perry, Darius	1	5	5.0
0	Johnson, Darius	1	3	3.0
22	Green Jr., Darin	1	2	2.0

## Assists

##	Player	G	Ast	Ast/G
2	Perry, Darius	1	4	4.0
21	Walker, C.J.	1	2	2.0
3	Adams, Isaiah	1	2	2.0
0	Johnson, Darius	1	2	2.0
22	Green Jr., Darin	1	1	1.0

## Rebounds Average

##	Player	G	Reb	Reb/G
21	Walker, C.J.	1	8	8.0
34	Mbacke Diong, Cheikh	1	7	7.0
2	Perry, Darius	1	5	5.0
0	Johnson, Darius	1	3	3.0
22	Green Jr., Darin	1	2	2.0

## Steals

##	Player	G	Stl	Stl/G
0	Johnson, Darius	1	3	3.0
22	Green Jr., Darin	1	2	2.0
21	Walker, C.J.	1	1	1.0
11	Freeman, Tyem	1	1	1.0
3	Adams, Isaiah	1	1	1.0

## Offensive Rebounds

##	Player	G	OReb	OReb/G
21	Walker, C.J.	1	4	4.0
34	Mbacke Diong, Cheikh	1	3	3.0
22	Green Jr., Darin	1	2	2.0
0	Johnson, Darius	1	1	1.0

## Blocked Shots

##	Player	G	Blk	Blk/G
34	Mbacke Diong, Cheikh	1	5	5.0
22	Green Jr., Darin	1	1	1.0
21	Walker, C.J.	1	1	1.0
3	Adams, Isaiah	1	1	1.0

## Defensive Rebounds

##	Player	G	DReb	DReb/G
2	Perry, Darius	1	5	5.0
21	Walker, C.J.	1	4	4.0
34	Mbacke Diong, Cheikh	1	4	4.0
11	Freeman, Tyem	1	2	2.0
24	Fuller Jr., Dre	1	2	2.0

## Minutes

##	Player	G	Min	Min/G
2	Perry, Darius	1	31	31:24
22	Green Jr., Darin	1	28	28:01
21	Walker, C.J.	1	24	24:24
0	Johnson, Darius	1	24	24:00
34	Mbacke Diong, Cheikh	1	23	23:18



## TEAM HIGHS

2021-22 UCF Men's Basketball  
Team High/Low Analysis  
All gamesPage 1/4  
as of Nov 12, 2021

## UCF - Game Highs

POINTS	69	Robert Morris (11/10/2021)
FIELD GOALS MADE	28	Robert Morris (11/10/2021)
FIELD GOAL ATTEMPTS	64	Robert Morris (11/10/2021)
FIELD GOAL PERCENTAGE	.438 (28-64)	Robert Morris (11/10/2021)
3 PT FG MADE	6	Robert Morris (11/10/2021)
3 PT FG ATTEMPTS	24	Robert Morris (11/10/2021)
3 PT FG PERCENTAGE	.250 (6-24)	Robert Morris (11/10/2021)
FREE THROWS MADE	7	Robert Morris (11/10/2021)
FREE THROW ATTEMPTS	10	Robert Morris (11/10/2021)
FREE THROW PERCENTAGE	.700 (7-10)	Robert Morris (11/10/2021)
REBOUNDS	34	Robert Morris (11/10/2021)
ASSISTS	11	Robert Morris (11/10/2021)
STEALS	9	Robert Morris (11/10/2021)
BLOCKED SHOTS	8	Robert Morris (11/10/2021)
TURNOVERS	9	Robert Morris (11/10/2021)
FOULS	15	Robert Morris (11/10/2021)



## OPPONENT HIGHS

2021-22 UCF Men's Basketball  
Team High/Low Analysis  
All gamesPage 2/4  
as of Nov 12, 2021

## Opponent - Game Highs

POINTS	59	Robert Morris (11/10/2021)
FIELD GOALS MADE	20	Robert Morris (11/10/2021)
FIELD GOAL ATTEMPTS	61	Robert Morris (11/10/2021)
FIELD GOAL PERCENTAGE	.328 (20-61)	Robert Morris (11/10/2021)
3 PT FG MADE	4	Robert Morris (11/10/2021)
3 PT FG ATTEMPTS	23	Robert Morris (11/10/2021)
3 PT FG PERCENTAGE	.174 (4-23)	Robert Morris (11/10/2021)
FREE THROWS MADE	15	Robert Morris (11/10/2021)
FREE THROW ATTEMPTS	16	Robert Morris (11/10/2021)
FREE THROW PERCENTAGE	.938 (15-16)	Robert Morris (11/10/2021)
REBOUNDS	44	Robert Morris (11/10/2021)
ASSISTS	11	Robert Morris (11/10/2021)
STEALS	4	Robert Morris (11/10/2021)
BLOCKED SHOTS	4	Robert Morris (11/10/2021)
TURNOVERS	16	Robert Morris (11/10/2021)
FOULS	14	Robert Morris (11/10/2021)



## TEAM LOWS

2021-22 UCF Men's Basketball  
Team High/Low Analysis  
All gamesPage 3/4  
as of Nov 12, 2021

## UCF - Game Lows

POINTS	69	Robert Morris (11/10/2021)
FIELD GOALS MADE	28	Robert Morris (11/10/2021)
FIELD GOAL ATTEMPTS	64	Robert Morris (11/10/2021)
FIELD GOAL PERCENTAGE	.438 (28-64)	Robert Morris (11/10/2021)
3 PT FG MADE	6	Robert Morris (11/10/2021)
3 PT FG ATTEMPTS	24	Robert Morris (11/10/2021)
3 PT FG PERCENTAGE	.250 (6-24)	Robert Morris (11/10/2021)
FREE THROWS MADE	7	Robert Morris (11/10/2021)
FREE THROW ATTEMPTS	10	Robert Morris (11/10/2021)
FREE THROW PERCENTAGE	.700 (7-10)	Robert Morris (11/10/2021)
REBOUNDS	34	Robert Morris (11/10/2021)
ASSISTS	11	Robert Morris (11/10/2021)
STEALS	9	Robert Morris (11/10/2021)
BLOCKED SHOTS	8	Robert Morris (11/10/2021)
TURNOVERS	9	Robert Morris (11/10/2021)
FOULS	15	Robert Morris (11/10/2021)





## OPPONENT LOWS

2021-22 UCF Men's Basketball  
Team High/Low Analysis  
All gamesPage 4/4  
as of Nov 12, 2021

## Opponent - Game Lows

POINTS	59	Robert Morris (11/10/2021)
FIELD GOALS MADE	20	Robert Morris (11/10/2021)
FIELD GOAL ATTEMPTS	61	Robert Morris (11/10/2021)
FIELD GOAL PERCENTAGE	.328 (20-61)	Robert Morris (11/10/2021)
3 PT FG MADE	4	Robert Morris (11/10/2021)
3 PT FG ATTEMPTS	23	Robert Morris (11/10/2021)
3 PT FG PERCENTAGE	.174 (4-23)	Robert Morris (11/10/2021)
FREE THROWS MADE	15	Robert Morris (11/10/2021)
FREE THROW ATTEMPTS	16	Robert Morris (11/10/2021)
FREE THROW PERCENTAGE	.938 (15-16)	Robert Morris (11/10/2021)
REBOUNDS	44	Robert Morris (11/10/2021)
ASSISTS	11	Robert Morris (11/10/2021)
STEALS	4	Robert Morris (11/10/2021)
BLOCKED SHOTS	4	Robert Morris (11/10/2021)
TURNOVERS	16	Robert Morris (11/10/2021)
FOULS	14	Robert Morris (11/10/2021)



## UCF INDIVIDUAL HIGHS



2021-22 UCF Men's Basketball  
Player Highs Analysis  
All games

Page 1/2  
as of Nov 12, 2021

## UCF - Individual Game Highs

POINTS	18		Darius Perry vs Robert Morris (11/10/2021)
	14		Darin Green Jr. vs Robert Morris (11/10/2021)
	12		C.J. Walker vs Robert Morris (11/10/2021)
	9		Tyem Freeman vs Robert Morris (11/10/2021)
	4		Isaiah Adams vs Robert Morris (11/10/2021)
	4		Dre Fuller Jr. vs Robert Morris (11/10/2021)
FIELD GOALS MADE	4		Cheikh Mbacke Diong vs Robert Morris (11/10/2021)
	7		Darius Perry vs Robert Morris (11/10/2021)
	5		Darin Green Jr. vs Robert Morris (11/10/2021)
FIELD GOAL ATTEMPTS	5		C.J. Walker vs Robert Morris (11/10/2021)
	15		Darius Perry vs Robert Morris (11/10/2021)
FIELD GOAL PERCENTAGE (min 5 made)	11		Darin Green Jr. vs Robert Morris (11/10/2021)
	.556	(5-9)	C.J. Walker vs Robert Morris (11/10/2021)
3 PT FG MADE	.467	(7-15)	Darius Perry vs Robert Morris (11/10/2021)
	4		Darius Perry vs Robert Morris (11/10/2021)
3 PT FG ATTEMPTS	2		Darin Green Jr. vs Robert Morris (11/10/2021)
	7		Darius Perry vs Robert Morris (11/10/2021)
3 PT FG PERCENTAGE (min 2 made)	6		Brandon Mahan vs Robert Morris (11/10/2021)
	.571	(4-7)	Darius Perry vs Robert Morris (11/10/2021)
FREE THROWS MADE	.500	(2-4)	Darin Green Jr. vs Robert Morris (11/10/2021)
	2		C.J. Walker vs Robert Morris (11/10/2021)
	2		Dre Fuller Jr. vs Robert Morris (11/10/2021)
FREE THROW ATTEMPTS	2		Darin Green Jr. vs Robert Morris (11/10/2021)
	4		Darin Green Jr. vs Robert Morris (11/10/2021)
REBOUNDS	3		C.J. Walker vs Robert Morris (11/10/2021)
	8		C.J. Walker vs Robert Morris (11/10/2021)
ASSISTS	7		Cheikh Mbacke Diong vs Robert Morris (11/10/2021)
	4		Darius Perry vs Robert Morris (11/10/2021)
	2		Isaiah Adams vs Robert Morris (11/10/2021)
	2		Darius Johnson vs Robert Morris (11/10/2021)
STEALS	2		C.J. Walker vs Robert Morris (11/10/2021)
	3		Darius Johnson vs Robert Morris (11/10/2021)
BLOCKED SHOTS	2		Darin Green Jr. vs Robert Morris (11/10/2021)
	5		Cheikh Mbacke Diong vs Robert Morris (11/10/2021)
	1		Isaiah Adams vs Robert Morris (11/10/2021)
	1		Darin Green Jr. vs Robert Morris (11/10/2021)
TURNOVERS	1		C.J. Walker vs Robert Morris (11/10/2021)
	2		Darius Johnson vs Robert Morris (11/10/2021)
	2		Darius Perry vs Robert Morris (11/10/2021)
FOULS	2		Brandon Mahan vs Robert Morris (11/10/2021)
	3		Brandon Mahan vs Robert Morris (11/10/2021)
	3		Tyem Freeman vs Robert Morris (11/10/2021)



## OPPONENT INDIVIDUAL HIGHS



2021-22 UCF Men's Basketball  
Player Highs Analysis  
All games

Page 2/2  
as of Nov 12, 2021

## Opponent - Individual Game Highs


POINTS	12		Enoch Cheeks vs Robert Morris (11/10/2021)
	12		Rasheem Dunn vs Robert Morris (11/10/2021)
	10		Kahliel Spear vs Robert Morris (11/10/2021)
	7		Michael Green III vs Robert Morris (11/10/2021)
	6		Ferron Flavors Jr. vs Robert Morris (11/10/2021)
	6		Jaron Williams vs Robert Morris (11/10/2021)
FIELD GOALS MADE	3		Rasheem Dunn vs Robert Morris (11/10/2021)
	3		Enoch Cheeks vs Robert Morris (11/10/2021)
	3		Michael Green III vs Robert Morris (11/10/2021)
	3		Jaron Williams vs Robert Morris (11/10/2021)
	3		Kahliel Spear vs Robert Morris (11/10/2021)
FIELD GOAL ATTEMPTS	11		Rasheem Dunn vs Robert Morris (11/10/2021)
	9		Enoch Cheeks vs Robert Morris (11/10/2021)
3 PT FG MADE	2		Ferron Flavors Jr. vs Robert Morris (11/10/2021)
	1		Rasheem Dunn vs Robert Morris (11/10/2021)
	1		Michael Green III vs Robert Morris (11/10/2021)
3 PT FG ATTEMPTS	6		Ferron Flavors Jr. vs Robert Morris (11/10/2021)
	4		Justin Winston vs Robert Morris (11/10/2021)
	4		Michael Green III vs Robert Morris (11/10/2021)
3 PT FG PERCENTAGE (min 2 made)	.333	(2-6)	Ferron Flavors Jr. vs Robert Morris (11/10/2021)
FREE THROWS MADE	6		Enoch Cheeks vs Robert Morris (11/10/2021)
	5		Rasheem Dunn vs Robert Morris (11/10/2021)
FREE THROW ATTEMPTS	6		Enoch Cheeks vs Robert Morris (11/10/2021)
	6		Rasheem Dunn vs Robert Morris (11/10/2021)
FREE THROW PERCENTAGE (min 3 made)	1.000	(6-6)	Enoch Cheeks vs Robert Morris (11/10/2021)
	1.000	(4-4)	Kahliel Spear vs Robert Morris (11/10/2021)
REBOUNDS	10		Enoch Cheeks vs Robert Morris (11/10/2021)
	7		Jaron Williams vs Robert Morris (11/10/2021)
ASSISTS	3		Rasheem Dunn vs Robert Morris (11/10/2021)
	3		Kahliel Spear vs Robert Morris (11/10/2021)
STEALS	1		Ferron Flavors Jr. vs Robert Morris (11/10/2021)
	1		Enoch Cheeks vs Robert Morris (11/10/2021)
	1		Kahliel Spear vs Robert Morris (11/10/2021)
	1		Justin Winston vs Robert Morris (11/10/2021)
BLOCKED SHOTS	2		Kahliel Spear vs Robert Morris (11/10/2021)
	1		Justin Winston vs Robert Morris (11/10/2021)
	1		Rasheem Dunn vs Robert Morris (11/10/2021)
TURNOVERS	6		Justin Winston vs Robert Morris (11/10/2021)
	3		Enoch Cheeks vs Robert Morris (11/10/2021)
	3		Michael Green III vs Robert Morris (11/10/2021)
	3		Jaron Williams vs Robert Morris (11/10/2021)
FOULS	3		Justin Winston vs Robert Morris (11/10/2021)
	2		Ferron Flavors Jr. vs Robert Morris (11/10/2021)
	2		Enoch Cheeks vs Robert Morris (11/10/2021)
	2		Michael Green III vs Robert Morris (11/10/2021)
	2		Kahliel Spear vs Robert Morris (11/10/2021)



# GAME 2 | MIAMI

## BOX SCORES

GAME 1 | UCF 69, ROBERT MORRIS 59  
NOV. 11, 2021 | ORLANDO, FLA.



Official Basketball Box Score - First Half

Robert Morris at UCF

11/10/21 Addition Financial Arena, Orlando

2021-22 Men's Basketball

Game Time: 7:00 PM

Game Duration: 1:59

Attendance: 4,869

Robert Morris - 25

NO.	Name	Min	FG M-A	3P M-A	FT M-A	Rebounds OR DR TOT	Fouls PF FD	TP	AS	TO	ST	Blocks BS BA	+/-					
2	Kahlil Spear	F 10:52	1-4	0-1	0-0	2 2 4	2 1 2	0	0	0	0	0 1	-15					
35	Justin Winston	F 15:47	1-3	0-2	0-0	0 1 1	2 0 2	2	2	4	0	0 0	-12					
1	Michael Green III	G 11:01	0-3	0-2	0-0	0 1 1	1 0 0	0	0	2	0	0 0	-16					
3	Rasheem Dunn	G 17:56	1-6	0-1	3-4	1 0 1	0 4 5	2	0	0	0	0 2	-17					
5	Enoch Cheeks	G 12:57	1-5	0-1	0-0	3 2 5	1 0 2	0	1	0	0	0 0	-20					
21	Matt Mayers	07:41	0-0	0-0	0-0	1 1 2	0 1 0	0	0	0	0	0 0	0					
11	Jaron Williams	11:03	3-5	0-2	0-0	3 1 4	0 0 6	1	1	0	0	0 0	-1					
31	Ferron Flavors Jr.	07:03	2-6	2-5	0-0	0 1 1	0 0 6	1	0	1	0	1 0	3					
4	Mattia Acunzo	05:40	1-4	0-1	0-0	1 1 2	0 0 2	0	0	0	0	0 0	-7					
Team						3 1 4	0			0								
Totals						10-36	2-15	3-4	14	11	25	6 6	25	6	8	1	0 4	-17

Technical Fouls: NONE

UCF - 42

NO.	Name	Min	FG M-A	3P M-A	FT M-A	Rebounds OR DR TOT	Fouls PF FD	TP	AS	TO	ST	Blocks BS BA	+/-				
3	Isaiah Adams	F 14:04	1-3	0-2	0-0	0 1 1	1 0 2	2	2	0	1	1 0	16				
34	Cheikh Mbacke Diong	F 12:18	2-2	0-0	0-0	1 1 2	0 0 4	0	0	0	0	1 0	18				
2	Darius Perry	G 16:10	5-6	3-4	0-0	0 5 5	0 1 13	0	0	0	0	0 0	21				
13	Brandon Mahan	G 07:17	0-2	0-2	0-0	0 0 0	2 0 0	0	0	1	1	0 0	3				
22	Darin Green Jr.	G 17:21	3-7	2-3	0-0	0 0 0	1 1 8	1	0	0	1	1 0	14				
0	Darius Johnson	09:21	1-2	0-0	0-0	0 1 1	0 1 2	1	1	2	0	0 0	4				
11	Tyren Freeman	06:30	1-1	0-0	0-0	0 0 0	1 0 2	0	0	0	0	0 0	-3				
21	C.J. Walker	11:50	3-6	0-1	1-1	3 3 6	0 2 7	2	0	0	0	1 0	7				
24	Dre Fuller Jr.	05:09	1-3	0-0	2-2	0 0 0	1 1 4	0	0	0	0	0 0	5				
Team						0 1 1	0			0							
Totals						17-32	5-13	3-3	4	12	16	6 6	42	6	2	5 4	0 17

Technical Fouls: NONE

Shooting By Period

1st FG% 10-36 27.8%

3PT% 2-15 13.3%

FT% 3-4 75%

GM FG% 10-36 27.8%

3PT% 2-15 13.3%

FT% 3-4 75.0%

Dead Ball Rebounds: 1, 0

Shooting By Period

1st FG% 17-32 53.1%

3PT% 5-13 38.5%

FT% 3-3 100%

GM FG% 17-32 53.1%

3PT% 5-13 38.5%

FT% 3-3 100.0%

Dead Ball Rebounds: 0, 0

RMU

UCF

Biggest lead	2 (1st 19:33)	19 (1st 1:41)
Best Scoring Run	7 (1st 13:17)	11 (1st 15:46)
Lead Changes	3	
Times Tied	0	
Time with Lead	00:24	19:09

Points from	RMU	UCF
Turnovers	4	12
Paint	14	22
Second Chance	13	4
Fast Breaks	2	10
Bench	14	15

Period by Period Scoring			
	1st	2nd	TOT
RMU	25	34	59
UCF	42	27	69