



adidas

CANES

22



MIAMI

HURRICANES

2021-22 MEN'S BASKETBALL MEDIA GUIDE



Come for the dishes, the dimes and the dunks.
 Come for the backdoor cuts, crossovers and constant coverage
 of all things ACC Basketball, all season long.
 Come for more than the game. Come for it all.



Join us @ACCNetwork

TABLE OF CONTENTS



UNIVERSITY OF MIAMI
Department of Athletics
5821 San Amaro Drive
Coral Gables, FL 33146

UNIVERSITY OF MIAMI MISSION STATEMENT

The University of Miami's mission is to educate and nurture students, to create knowledge, and to provide service to our community and beyond. Committed to excellence and proud of the diversity of our University family, we strive to develop future leaders of our nation and the world.

INTRODUCTION

University & Team Information	2
2021-22 Schedule	3
Roster	4
About the Hurricanes	5
University Administration	6
Senior Staff	7-12
Media Policies	13
Communications Contacts	14
Facilities	15

COACHES & STAFF

Head Coach Jim Larrañaga	18-24
Associate Head Coach Chris Caputo	25
Assistant Coach Bill Courtney	26
Assistant Coach DJ Irving	27
Director of Basketball Operations Jeff Dyer	28
Basketball Staff	29-30
Support Staff	32

HURRICANES

Photo Roster	34-36
Harlond Beverly	37-39
Deng Gak	40-42
Filippos Gkogkos	43-44
Bensley Joseph	45
Kameron McGusty	46-50
Jordan Miller	51-53
Rodney Miller Jr.	54-57
Charlie Moore	58-62
Thomas Oosterbroek	63
Wooga Poplar	64
Jakai Robinson	65
Sam Waardenburg	66-69
Anthony Walker	70-72
Isaiah Wong	73-75

2020-21 SEASON IN REVIEW

Game Results	78
Season Statistics	79
Extended & Per 40 Statistics	80
Overall & ACC Statistics Comparison	81
ACC Statistics	82
Non-Conference Statistics	83
Win/Loss Statistics	84-85
Home/Away/Neutral Statistics	86-88
Team Game-by-Game Comparison	89
Team Game-by-Game	90
Opponent Game-by-Game	91
Team Game Highs/Lows	92-93
Opponent Game Highs/Lows	94-95
Player Game-by-Game Highs	96-97
Player Game Highs	98-99
Opponent Player Game Highs	100
Category Leaders	101-102

Player Game-by-Game Pts-Reb-Ast	103-104
Top Individual Performances & Trends	105
Box Scores	106-112
ACC Season in Review	113
ACC Awards	114
ACC Individual Leaders	115
ACC Team Statistics	116-118

HISTORY

Year-by-Year Coaching Records	120-121
NCAA Tournament History	122
NCAA Tournament Teams	123-127
NIT History	128
NIT Teams	129-134
ACC Tournament History	135-136
BIG EAST Tournament History	137
NBA & ABA Drafts	138
Canes in the NBA	139-140
All-Americans	141
Honors	142-144
All-Time vs. AP Ranked Opponents	145
Miami vs. Ranked Opponents	146-148
Miami in the Polls & Ranked Matchups	149
Miami as an AP Top-25 Team	150-151
All-Time Letter Winners	152-153
UMSHoF Inductees	154
Team Captains & 1984-85 Practice Team	154
Miami Basketball History	155-163

RECORDS

Team Game & Season Records	165
Team ACC Game Records	167-169
Team Records by Half	170-171
Individual Game/Half/ACC Records	172-176
Freshman Game Records	177
Individual Season Records	178-182
Freshman Season Records	183
Individual Career Records	184-188
Opponent Team Game/Half Records	189-192
Opponent Individual Game/Half Records	193-195
NCAA Tournament Records	196-198
Opponent NCAA Tournament Records	199-200
NIT Records	201-203
Opponent NIT Records	204-205
ACC Tournament Records	206-208
Opponent ACC Tournament Records	209-210
Year-by-Year Team Stats	211-213
1,000 Points Club	214-216
Annual Leaders	217-219
100-Point Games	220-221
Overtime Games	222-223
Season Openers	224-225
Records by Month	225
Watco Center Records	226
Home Attendance Figures	227-228

RESULTS

Regular-Season Tournaments/Events	230-232
Series Records	233-235
All-Time Series Results	236-253
Year-by-Year Results	254-278

CREDITS

Editing & Compilation	Alex Schwartz, Camron Ghorbi, Austin Sapin past Miami communications staff members
Design	Kevin Ortiz, Leo Ramos, Kyle Stopperan
Photography	Eric Espada, Tessa Mortensen, JC Ridley, NBA



UNIVERSITY & TEAM INFORMATION

UNIVERSITY INFORMATION

Location.....	Coral Gables, Fla.
Enrollment.....	19,096
Founded.....	1925
Nickname.....	Hurricanes
Colors.....	Orange (PMS 1665), Green (PMS 3435) and White
President.....	Dr. Julio Frenk
Director of Athletics.....	Blake James
Faculty Athletics Representative.....	Dr. Marvin Dawkins
Conference.....	Atlantic Coast Conference
Arena / Capacity.....	Watsco Center / 7,972
Ticket Office Phone.....	1-800-GO-CANES
Press Row Phone.....	305-284-2111
Website.....	MiamiHurricanes.com
Mailing Address..	5821 San Amaro Drive, Coral Gables, FL 33146
Flagship Radio Station.....	AM 560 Sports WQAM
Radio Play-by-Play.....	Joe Zagacki

ATHLETICS ADMINISTRATION

Director of Athletics.....	Blake James
Deputy AD/Chief Operating Officer/SWA.....	Jennifer Strawley
Deputy AD/Chief Financial Officer.....	Jason Layton
Sr. Associate AD/Academic Services.....	David Wyman
Sr. Associate AD/Administration & Chief Diversity Officer.....	Renae Myles Payne
Sr. Associate AD/Business Operations.....	Matthew Smale
Sr. Associate AD/Communications & Digital Strategy.....	Carter Toole
Sr. Associate AD/Compliance.....	Craig Anderson
Sr. Associate AD/Development.....	Chris Cohen
Sr. Associate AD/Facilities & Event Operations.....	Tim Wise
Sr. Associate AD/Performance, Health & Wellness.....	Luis Feigenbaum
Sr. Associate AD/Sales & Marketing.....	Dan Boyd
Sr. Associate AD/Student-Athlete Development.....	Shirelle Jackson
Associate AD/Academic Services.....	Demetres Darden
Associate AD/Alumni Programs.....	Rick Remmert
Associate AD/Athletic Training.....	Vinny Scavo
Associate AD/Facilities & Operations.....	Tom Ponietowicz
Assistant AD/Academic Services.....	Heather de la Osa
Assistant AD/Academic Services.....	Stephanie Shuey
Assistant AD/Communications.....	Camron Ghorbi
Assistant AD/Compliance & Eligibility.....	Dan Raben
Assistant AD/Creative Services.....	Kyle Stopperan
Assistant AD/Development.....	Jon Gombinski
Assistant AD/Development.....	Parker Poliakkoff
Assistant AD/Student-Athlete Brand Dev. & Strategy.....	Tim Brogdon
Assistant AD/Event Experience.....	Conrad Bradburn
Assistant AD/Marketing & Analytics.....	Alfred Vaca
Assistant AD/Production Services.....	Drew Thomas
Assistant AD/Ticket Operations.....	Holdyn Halperin
Assistant AD/Ticket Sales.....	Mackie Feierstein
Assistant AD/Video & Game Production.....	Kaylie Shannon
Assistant AD/Video Services.....	Andrew Rossetti

PROGRAM HISTORY

First Year of Basketball.....	1926-27 (no team from 1971-85)
All-Time Record.....	1,072-800 (.573)
Under Coach Jim Larrañaga.....	200-130 (10 years)
ACC Record Under Larrañaga.....	91-90 (9 years)
All-Time ACC Record.....	134-159 (.457) (17 years)
ACC Regular Season Championships.....	1 / 2013
ACC Tournament Championships.....	1 / 2013
NCAA Appearances.....	10
1960, '98, '99, 2000, '02, '08, '13, '16, '17, '18	
All-Time Record in NCAA Tournament.....	8-10
Last NCAA Postseason Finish.....	2018 First Round
NIT Appearances.....	12
1961, '63, '64, '95, '97, '01, '05, '06, '09, '11, '12, '15	
All-Time Record in NIT.....	11-12
Last NIT Finish.....	2015 Runner-Up

2020-21 IN REVIEW

Overall Record.....	10-17
Home/Away/Neutral.....	7-8 / 1-8 / 2-1
ACC Record/Finish.....	4-15 / 13th
Letter Winners Returning/Lost.....	8 / 6
Starters Returning/Lost.....	3 / 2
Newcomers.....	6

COMMUNICATIONS

Director/Communications.....	Alex Schwartz
(Men's Basketball Contact)	
Office / Cell.....	305-284-3249 / 609-802-3674
E-Mail.....	alexschwartz@miami.edu
Sr. Associate AD/Comm. & Digital Strategy.....	Carter Toole
Office / Cell.....	305-284-3245 / 615-598-8540
Email.....	carter.toole@miami.edu
Assistant AD/Communications.....	Camron Ghorbi
Director/Communications.....	Megan Barnes
Assistant Director/Communications.....	Seth Goodman
Assistant Director/Communications.....	Josh White
Senior Editor.....	Christy Cabrera Chirinos
Director/Digital Strategy.....	Austin Sapin
Associate Director/Digital Strategy.....	Tessa Mortensen
Assistant Director/Digital Strategy.....	Kylie Greenwell
Assistant AD/Creative Services.....	Kyle Stopperan
Director/Brand Marketing.....	Leo Ramos
Senior Graphic Designer.....	Kevin Ortiz
Graphic Designer.....	James Karnib
Assistant AD/Video & Game Production.....	Kaylie Shannon
Senior Athletics Video Producer.....	Jacob Brown
Athletics Video Producer.....	Jimmie Nelson
Athletics Video Producer.....	David Paula

SOCIAL MEDIA ACCOUNTS

Basketball Twitter, Instagram & Facebook.....	@CanesHoops
Athletics Twitter, Instagram & Facebook.....	@MiamiHurricanes
Athletics YouTube.....	/CanesAllAccess
Jim Larrañaga, Head Coach.....	Twitter: @CanesCoachL
Blake James, Director of Athletics.....	Twitter: @CanesAllAccess

2021-22 SCHEDULE

OCTOBER

WED.	20	NOVA SOUTHEASTERN (EXH)	CORAL GABLES, FLA.	7 p.m.	ACCNX
------	----	--------------------------------	---------------------------	--------	-------

NOVEMBER

TUE.	9	CANISIUS	CORAL GABLES, FLA.	7:30 p.m.	ACCNX
SAT.	13	UCF	CORAL GABLES, FLA.	2 p.m.	ACCNX
Tue.	16	at Florida Atlantic	Boca Raton, Fla.	6 p.m.	CBSSN
SUN.	21	FLORIDA A&M	CORAL GABLES, FLA.	8 p.m.	ACCN
Thu.	25	vs. Dayton [^]	Kissimmee, Fla.	12 p.m.	ESPN/2
Fri.	26	vs. Kansas/North Texas [^]	Kissimmee, Fla.	TBD	ESPN/2
Sun.	28	vs. TBD [^]	Kissimmee, Fla.	TBD	ESPN/2/U

DECEMBER

Wed.	1	at Penn State+	State College, Pa.	9:15 p.m.	ESPNU
SAT.	4	CLEMSON*	CORAL GABLES, FLA.	12 p.m.	ACCN
WED.	8	LIPSCOMB	CORAL GABLES, FLA.	7 p.m.	ACCN
Sun.	12	vs. Fordham&	Brooklyn, N.Y.	11:30 a.m.	FloSports
MON.	20	STETSON	CORAL GABLES, FLA.	7 p.m.	RSN
WED.	29	NC STATE*	CORAL GABLES, FLA.	9 p.m.	ESPNU

JANUARY

SAT.	1	WAKE FOREST*	CORAL GABLES, FLA.	6 p.m.	ESPNU
WED.	5	SYRACUSE*	CORAL GABLES, FLA.	8 p.m.	ACCN
Sat.	8	at Duke*	Durham, N.C.	8 p.m.	ACCN
Tue.	11	at Florida State*	Tallahassee, Fla.	8 p.m.	ACCN
TUE.	18	NORTH CAROLINA*	CORAL GABLES, FLA.	7 p.m.	ACCN
SAT.	22	FLORIDA STATE*	CORAL GABLES, FLA.	2 p.m.	ESPN/2
Wed.	26	at Virginia Tech*	Blacksburg, Va.	7 p.m.	ACCN
Sat.	29	at Georgia Tech*	Atlanta, Ga.	12 p.m.	RSN

FEBRUARY

WED.	2	NOTRE DAME*	CORAL GABLES, FLA.	7 p.m.	RSN
Sat.	5	at Virginia*	Charlottesville, Va.	5 p.m.	ACCN
WED.	9	GEORGIA TECH*	CORAL GABLES, FLA.	7 p.m.	RSN
Sat.	12	at Wake Forest*	Winston-Salem, N.C.	3 p.m.	RSN
Wed.	16	at Louisville*	Louisville, Ky.	7 p.m.	RSN
SAT.	19	VIRGINIA*	CORAL GABLES, FLA.	5 p.m.	ACCN
Tue.	22	at Pittsburgh*	Pittsburgh, Pa.	8 p.m.	ACCN
SAT.	26	VIRGINIA TECH*	CORAL GABLES, FLA.	3 p.m.	RSN

MARCH

Wed.	2	at Boston College*	Chestnut Hill, Mass.	9 p.m.	ACCN
Sat.	5	at Syracuse*	Syracuse, N.Y.	TBD	ESPN/2/U/ACCN
Tue.-Sat.	8-12	ACC Tournament	Brooklyn, N.Y.	TBD	TBD

Home game, played at the Watsco Center (Coral Gables, Fla.), in **BOLD CAPS**

* ACC game

[^] ESPN Events Invitational (Kissimmee, Fla.)

+ Big Ten/ACC Challenge (State College, Pa.)

& Basketball Hall of Fame Invitational (Brooklyn, N.Y.)

All times Eastern and subject to change

2021-22 ROSTER

INTRODUCTION

NUMERICAL

No.	Name	Pos.	Ht.	Wt.	Yr.	Cl.	Hometown / Previous School
1	Anthony Walker	F	6-9	215	3Yr	So.	Baltimore, Md. / Brewster Academy (N.H.)
2	Isaiah Wong	G	6-3	185	3Yr	So.	Piscataway, N.J. / Monsignor Bonner (Pa.)
3	Charlie Moore	G	5-11	180	6Yr	RSr.	Chicago, Ill. / DePaul / Kansas/ Cal / Morgan Park
4	Bensley Joseph	G	6-1	195	1Yr	Fr.	Arlington, Mass. / Putnam Science Academy (Conn.)
5	Harlond Beverly	G	6-5	195	3Yr	So.	Detroit, Mich. / Montverde Academy (Fla.)
10	Filippos Gkogkos	G	6-3	195	3Yr	So.	Athens, Greece / International School of Bucharest (Romania)
11	Jordan Miller	G	6-7	195	4Yr	Jr.	Middleburg, Va. / George Mason / Loudoun Valley
13	Jakai Robinson	G	6-4	200	1Yr	Fr.	Ossining, N.Y. / Rock Creek Christian Academy (Md.)
14	Rodney Miller Jr.	C	7-0	235	6Yr	RSr.	Laurelton, N.Y. / Oak Hill Academy (Va.)
21	Sam Waardenburg	F	6-10	225	6Yr	RSr.	Auckland, New Zealand / Rangitoto College
22	Deng Gak	F	6-11	220	5Yr	RJr.	Sydney, Australia / Blair Academy (N.J.)
23	Kameron McGusty	G	6-5	190	6Yr	RSr.	Katy, Texas / Oklahoma / Sunrise Christian Academy (Kan.)
32	Thomas Oosterbroek	F	6-7	235	1Yr	Fr.	Amsterdam, Netherlands / Brentwood School
55	Wooga Poplar	G	6-5	195	1Yr	Fr.	Philadelphia, Pa. / Math, Civics and Sciences Charter School

ALPHABETICAL

No.	Name	Pos.	Ht.	Wt.	Yr.	Cl.	Hometown / Previous School
5	Harlond Beverly	G	6-5	195	3Yr	So.	Detroit, Mich. / Montverde Academy (Fla.)
22	Deng Gak	F	6-11	220	5Yr	RJr.	Sydney, Australia / Blair Academy (N.J.)
10	Filippos Gkogkos	G	6-3	195	3Yr	So.	Athens, Greece / International School of Bucharest (Romania)
4	Bensley Joseph	G	6-1	195	1Yr	Fr.	Arlington, Mass. / Putnam Science Academy (Conn.)
23	Kameron McGusty	G	6-5	190	6Yr	RSr.	Katy, Texas / Oklahoma / Sunrise Christian Academy (Kan.)
11	Jordan Miller	G	6-7	195	4Yr	Jr.	Middleburg, Va. / George Mason / Loudoun Valley
14	Rodney Miller Jr.	C	7-0	235	6Yr	RSr.	Laurelton, N.Y. / Oak Hill Academy (Va.)
3	Charlie Moore	G	5-11	180	6Yr	RSr.	Chicago, Ill. / DePaul / Kansas/ Cal / Morgan Park
32	Thomas Oosterbroek	F	6-7	235	1Yr	Fr.	Amsterdam, Netherlands / Brentwood School
55	Wooga Poplar	G	6-5	195	1Yr	Fr.	Philadelphia, Pa. / Math, Civics and Sciences Charter School
13	Jakai Robinson	G	6-4	200	1Yr	Fr.	Ossining, N.Y. / Rock Creek Christian Academy (Md.)
21	Sam Waardenburg	F	6-10	225	6Yr	RSr.	Auckland, New Zealand / Rangitoto College
1	Anthony Walker	F	6-9	215	3Yr	So.	Baltimore, Md. / Brewster Academy (N.H.)
2	Isaiah Wong	G	6-3	185	3Yr	So.	Piscataway, N.J. / Monsignor Bonner (Pa.)

STAFF

Head Coach: Jim Larrañaga, Providence '71, 11th season
Associate Head Coach: Chris Caputo, Westfield State (Mass.) '02, 11th season
Assistant Coach: Bill Courtney, Bucknell '92, third season
Assistant Coach: DJ Irving, Boston University '14, first season
Director of Operations: Jeff Dyer, Delaware '14, fifth season (first as DOBO)
Associate Director of Operations: Joe Gimbel, Temple '18, first season
Athletic Trainer: Sam Johnson, Grand Valley State (Mich.) '14, first season
Strength & Conditioning Coach: Phil Baier, Springfield (Mass.) '13, third season

PRONUNCIATION GUIDE

HC	Jim Larrañaga	Lare-Uh-NAY-Guh	No. 10	Filippos Gkogkos	Fill-EEP-Ose GO-Gose
AC	Chris Caputo	Kuh-PEW-Toe	No. 32	Thomas Oosterbroek	OAST-Uhr-Brook
ADBO	Joe Gimbel	GIMM-Bull	No. 55	Wooga Poplar	WUH-Guh
S&C	Phil Baier	BUY-Er	No. 13	Jakai Robinson	Juh-KYE
No. 22	Deng Gak	GACK	No. 21	Sam Waardenburg	WAR-Din-Berg

ROSTER BY CLASS

Seniors (4)

Kameron McGusty (RSr; 6Yr)
 Rodney Miller Jr. (RSr; 6Yr)
 Charlie Moore (RSr; 6Yr)
 Sam Waardenburg (RSr; 6Yr)

Sophomores (4)

Harlond Beverly (3Yr)
 Filippos Gkogkos (3Yr)
 Anthony Walker (3Yr)
 Isaiah Wong (3Yr)

Juniors (2)

Deng Gak (RJr; 5Yr)
 Jordan Miller (4Yr)

Freshmen (4)

Bensley Joseph (1Yr)
 Thomas Oosterbroek (1Yr)
 Wooga Poplar (1Yr)
 Jakai Robinson (1Yr)

ROSTER BY STATE

2 New York
 1 Illinois
 1 Maryland
 1 Massachusetts
 1 Michigan
 1 New Jersey
 1 Pennsylvania
 1 Texas
 1 Virginia

ROSTER BY COUNTRY

11 United States
 1 Australia
 1 Greece
 1 Netherlands
 1 New Zealand

ABOUT THE 2021-22 HURRICANES

STARTERS RETURNING

Name	Ht.	Wt.	Cl.	Pos.	GP-GS	PPG	RPG
Kameron McGusty	6-5	190	RSr.	G	20-18	13.3	3.8
Anthony Walker	6-9	215	So.	F	26-16	9.6	4.7
Isaiah Wong	6-3	185	So.	G	27-26	17.1	4.8

OTHER RETURNERS

Name	Ht.	Wt.	Cl.	Pos.	GP-GS	PPG	RPG
Harlond Beverly	6-5	195	So.	G	19-15	6.7	4.5
Deng Gak	6-11	220	RJr.	F	25-2	2.2	3.1
Filippos Gkogkos	6-3	195	So.	G	4-0	0.0	0.3
Rodney Miller Jr.	7-0	235	RSr.	C	5-0	0.4	0.4
Sam Waardenburg	6-10	225	RSr.	F	<i>missed season with injury</i>		

NEWCOMERS

Name	Ht.	Wt.	Cl.	Pos.	GP-GS	PPG	RPG
Bensley Joseph	6-1	195	Fr.	G	n/a		
Charlie Moore	5-11	180	RSr.	G	16-15	14.4	3.6
Jordan Miller	6-7	195	Jr.	G	20-18	15.8	6.1
Thomas Oosterbroek	6-7	235	Fr.	F	n/a		
Wooga Poplar	6-5	195	Fr.	G	n/a		
Jakai Robinson	6-4	200	Fr.	G	n/a		

STARTERS LOST

Name	Cl.	Pos.	GP-GS	PPG	RPG	Reason
Nysier Brooks	RSr.	C	27-25	7.4	5.8	Grad transfer
Elijah Olaniyi	Sr.	G	21-18	10.5	5.1	Grad transfer

OTHER LETTER WINNERS LOST

Name	Cl.	Pos.	GP-GS	PPG	RPG	Reason
Matt Cross	Fr.	F	14-9	6.9	3.5	Transfer
Willie Herenton	Sr.	G	17-1	1.2	0.5	Graduation
Chris Lykes	Sr.	G	2-2	15.5	4.0	Grad transfer
Earl Timberlake	Fr.	G	7-3	9.3	5.0	Transfer



RETURNING PRODUCTION

Points

(64.7 percent returns; 1161 of 1794)

Isaiah Wong.....	17.1 ppg
Kameron McGusty.....	13.3 ppg
Anthony Walker	9.6 ppg

Rebounds*

(57.5 percent returns; 493 of 857)

Isaiah Wong.....	4.8 rpg
Anthony Walker	4.7 rpg
Harlond Beverly	4.5 rpg

* excludes team rebounds

Assists

(70.2 percent returns; 214 of 305)

Harlond Beverly	3.3 apg
Kameron McGusty.....	2.8 apg
Isaiah Wong.....	2.4 apg

RETURNING LEADERS

Minutes

Isaiah Wong.....	958 (35.5 mpg)
------------------	----------------

Points

Isaiah Wong.....	462 (17.1 ppg)
------------------	----------------

Field Goals

Isaiah Wong.....	155
------------------	-----

Field Goal Pct.

Deng Gak	46.3%
----------------	-------

3-Pointers

Chris Lykes ..	51
----------------	----

3-Point FG Pct.

Isaiah Wong.....	50
------------------	----

Free Throws

Isaiah Wong.....	102
------------------	-----

Free Throw Pct.

Isaiah Wong.....	80.3%
------------------	-------

Rebounds

Isaiah Wong.....	129 (4.8 rpg)
------------------	---------------

Assists

Isaiah Wong.....	64 total
Harlond Beverly	3.3 apg

Blocked Shots

Anthony Walker	22 (0.8 bpg)
----------------------	--------------

Steals

Isaiah Wong.....	30 total
Harlond Beverly	1.5 spg



UNIVERSITY ADMINISTRATION

INTRODUCTION



DR. JULIO FRENK
UNIVERSITY PRESIDENT
UNIVERSIDAD NACIONAL
AUTÓNOMA DE MÉXICO, 1979

A fourth-generation physician whose paternal grandparents fled Germany in the early 1930s to build a new life in Mexico, Julio Frenk catalyzed his deep gratitude for the kindness of strangers into a lifelong mission to improve the health, education, and well-being of people around the world.

Dr. Frenk became the sixth president of the University of Miami in August of 2015. He also holds academic appointments as Professor of Public Health Sciences at the Leonard M. Miller School of Medicine and as Professor of Health Sector Management and Policy at the Business School.

Prior to joining the University of Miami, he was the dean for nearly seven years of the Harvard T.H. Chan School of Public Health and the T & G Angelopoulos Professor of Public Health and International Development, a joint appointment with the Harvard Kennedy School of Government.

Julio Frenk served as the Minister of Health of Mexico from 2000 to 2006. There he pursued an ambitious agenda to reform the nation's health system and introduced a program of comprehensive universal coverage, known as Seguro Popular, which expanded access to health care for more than 55 million previously uninsured Mexicans.

He was the founding director-general of the National Institute of Public Health in Mexico, one of the leading institutions of its kind in the developing world. He also served as executive director in charge of Evidence and Information for Policy at the World Health Organization and as senior fellow in the global health program of the Bill & Melinda Gates Foundation, among other leadership positions.

Dr. Frenk holds a medical degree from the National University of Mexico, as well as a master of public health and a joint Ph.D. in Medical Care Organization and in Sociology from the University of Michigan. He has received honorary degrees from ten universities. His scholarly production, which includes over 170 articles in academic journals, as well as many books and book chapters, has been cited around 19,000 times.

He is a member of the American Academy of Arts and Sciences, the U.S. National Academy of Medicine, and the National Academy of Medicine of Mexico. He serves on the boards of the United Nations Foundation and the Robert Wood Johnson Foundation. He has received numerous recognitions, including the Clinton Global Citizen Award for changing the way practitioners and policy makers across the world think about health, the Bouchet Medal for Outstanding Leadership presented by Yale University for promoting diversity in graduate education, and the Welch-Rose Award for Distinguished Service from the Association of Schools and Programs of Public Health. In 2017, he was elected as a member of El Colegio Nacional, one of the most prestigious groups of intellectuals, artists, writers, and scientists of Mexico.

Julio Frenk was born in Mexico City in December 1953. He is married to Dr. Felicia Knaul, a social sector economist, and has four children.

In summary, Dr. Julio Frenk has an extensive professional record spanning three decades and a career that has included leadership positions in all relevant aspects of public health and higher education: research, teaching, analysis of public policies, institution-building, international cooperation, and national public service. He has also been involved in various initiatives to reform higher education.



DR. MARVIN DAWKINS
FACULTY REPRESENTATIVE
EDWARD WATERS, 1970

Dr. Marvin Dawkins, a distinguished professor in the Department of Sociology at the University of Miami, is in his ninth year as the Faculty Athletics Representative. He was named to the post in April 2012, replacing Clyde McCoy after his 17 years of service in that role.

In his FAR post, Dawkins is responsible for ensuring the academic integrity of students participating in University athletic programs and helping to oversee institutional control of the Department of Athletics. The Faculty Athletics Representative serves as a liaison between the University and the athletic department. This individual is the University's voting delegate to the ACC and represents UM with the NCAA and ACC.

Dawkins received his doctorate from Florida State and completed his postdoctoral research fellowships at Howard University and The Johns Hopkins University. He previously served on the faculties of the University of Maryland, Old Dominion University and the University of Wisconsin-Parkside.

His research focuses on issues of race and social equity in such areas as education, career aspirations and mobility, substance abuse prevention, and sports. He has published widely in these areas, including his most recent article titled "Race and Pathways to Power in the National Football League" (with Jomills H. Braddock and Erica Smith), which appears in *American Behavioral Scientist* (2012).

He has published widely in these areas. Dr. Dawkins is coauthor (with Graham C. Kinloch) of the book, *African American Golfers During the Jim Crow Era* (Praeger, 2000). His most recent publications include "African American Golf Clubs in the Early Development of Black Golf" in *The Western Journal of Black Studies* (2018) and "Challenges to Title IX: A Critical Race Perspective" in *The Negro Educational Review* (2019). Dr. Dawkins serves as the University of Miami's Faculty Athletics Representative to the Atlantic Coast Conference (ACC) and the National Collegiate Athletic Association (NCAA). He served as ACC President for 2017-2018. Dr. Dawkins is also a member of the Museum Committee of the United States Golf Association (USGA).

SENIOR STAFF



BLAKE JAMES
DIRECTOR OF ATHLETICS
 MINNESOTA STATE-MANKATO, 1992

Since taking over as the University of Miami's Director of Athletics in 2013, Blake James has transformed The U, spearheading significant advances in all aspects of the department, including in student-athlete support, facility upgrades, ticket sales, broadcast capabilities, academic achievement as well as in the number of postseason appearances.

Miami has captured five NCAA individual championships, six ACC team titles and 65 individual ACC titles since James became Director of Athletics. Miami's recent success continues to garner both James and UM national recognition. In 2019, James concluded a two-year term as Chair of the NCAA Division I Council, the group responsible for the day-to-day decision-making for all of Division I Athletics. In 2019, he was one of five nominees for the 2019 SportsBusiness Journal Athletic Director of the Year. In 2017, James was selected as one of four Division I recipients of the 2016-17 Under Armour Athletic Director of the Year award from the National Association of Collegiate Directors of Athletics (NACDA). This summer, he was selected as the ACC's Chair of the Athletic Directors for the 2020-21 academic year.

James has always placed a strong emphasis on academics and community outreach during his seven-plus years as Miami's Director of Athletics. A record 237 UM student-athletes made the 2019-20 ACC Honor Roll. Every team posted at least a 3.0 grade point average in the spring semester and the football team's spring semester and cumulative GPAs also set team records. Nine programs were recognized for perfect single-year scores of 1,000 in the latest NCAA Academic Progress Report, and five programs -- men's and women's cross country, golf, and men's and women's tennis teams -- earned Public Recognition Awards for teams finishing in the Top 10 percent of their respective sports based on the most recent multi-year APR.

Hurricane student-athletes placed fourth nationally in this past year's NCAA Team Works Helper Helper Community Service Competition, their third consecutive Top 10 finish. Miami's rowing, soccer and men's track & field/cross country teams each finished second in their respective competitions, while football placed third.

On the fundraising front, despite a challenging climate, the Hurricane Club raised close to \$11 million in 2019-2020, including \$1.5 million in commitments to support the endowed scholarship fund, ten new Golden Canes Society Members and three new seven-figure gifts -- one being the largest gift in UM baseball history from a former student-athlete. The Sixth Annual Celebration of Women's Athletics, held this past February, raised a record \$650,000 with a record attendance of more than 550.

On the facilities front, UM's new state-of-the-art Jimmy and Kim Klotz Baseball Player Development Center opened this past summer, one of numerous facility projects Miami has completed during James' tenure.

In 2018, the \$40 million Carol Soffer Indoor Practice Facility opened for use, encompassing not just indoor practice fields for football, but also new football coaches offices, new football reception and recruiting areas, weight room renovations and new coaches offices for golf, rowing, soccer and volleyball. Other recent facility enhancements include the opening of the Schwartz Center for Athletic Excellence; a new nutrition center; new

artificial and natural playing surfaces and lights on the Greentree Practice Fields; a center-hung scoreboard inside the Watsco Center; renovations to the men's and women's basketball offices at Watsco Center; renovations to the Hecht Athletic Center; and a new videoboard for the Neil Schiff Tennis Center.

In 2018, UM set a record for football season tickets at Hard Rock Stadium (46,738) and also posted the school's highest average attendance at Hard Rock Stadium (61,469). From 2015-18, men's basketball tickets sold out for three consecutive seasons for the first time in school history.

In addition, Miami has built its broadcast, communications and marketing departments into one of the nation's leaders in digital media and video production. Miami has continually ranked at the top of the conference in the number of live ACC Network Extra broadcasts each year and produced numerous ACC Network linear telecasts during the network's debut this past year. James was also instrumental in helping Miami strike one of the largest apparel deals in the country with adidas.

Prior to being named AD, James served Miami Athletics in the roles of Interim AD and Senior Associate AD for Development and Ticket Operations, where he oversaw the day-to-day operations of development, ticket sales and ticket operations. He also was a member of the Hurricanes' senior staff and provided sport supervision.

James returned to UM after spending seven years at the University of Maine, where he first served as Senior Associate Athletic Director before serving as Director of Athletics from 2005 to 2010. During his tenure at Maine, athletics experienced tremendous success, including three trips to the Frozen Four for the men's ice hockey program and NCAA playoff berths for football, baseball (two), women's basketball and softball. James implemented a comprehensive \$17 million facility improvement plan at Maine, which included an indoor practice facility and numerous other facility upgrades and renovations. Academically, the program flourished, earning the conference academic cup twice and student-athletes maintaining a 3.0 GPA or above.

Prior to his stint at Maine, James worked in athletic development at Providence College, where he established the "Friars Forever" campaign and the Friar Athletic Fund.

James is no stranger to South Florida, beginning his athletic career with UM, working in ticket sales, corporate sales and athletic development. In 1995, he was hired as Miami's Director of Ticket Sales, serving in that capacity until 1997, when he was named an athletic development officer at the University of Nebraska. He returned to Miami in 1998 as the Director of Major Gifts and Corporate Sales and was promoted to the Director of Athletic Development at Miami in 2000 before moving on to Providence in 2002.

James graduated from Minnesota State University - Mankato with a Bachelor's degree in Marketing in 1992, and later received his Master's degree in Sports Administration from St. Thomas University in 1994. He and his wife, Kelly, have two children -- daughter, Haley, and son, Ryan.

SENIOR STAFF

JENNIFER STRAWLEY DEPUTY AD / CHIEF OPERATING OFFICER PENNSYLVANIA, 1998



Jennifer Strawley joined the University of Miami on June 18, 2012 and currently serves as Deputy Director of Athletics and Chief Operating Officer. She also serves as the department's Senior Woman Administrator.

Serving as the second-in-command, Strawley provides strategic direction for the department and assists the Director of Athletics with the day-to-day operations. She is the sport administrator for football, soccer, women's basketball and women's tennis. Strawley leads the department's strategic planning initiatives, policy development and implementation, coordination of department and coaches meetings and gender equity and inclusion initiatives. She oversees the areas of human resources, sports medicine, academic services, equipment / Adidas, video services and student-athlete development, as well as serves as a liaison to various campus groups, the ACC and the NCAA.

Strawley played a key role in the hiring of head football coaches Mark Richt and Manny Diaz. In addition, she was instrumental in the development of Miami's annual Celebration of Women's Athletics recognizing the achievements of Miami's female student-athletes while raising money to support women's athletics.

Actively engaged in intercollegiate athletics nationally, Strawley has served on various committees within the NCAA and the ACC. She currently serves on the ACC Television Committee, the ACC Women's Basketball foresight committee, the ACC Equity Committee, the ACC Infractions and Sportsmanship Review Committee, the ACC Football Schedulers Group, and the NCAA Division I Women's Basketball Oversight Committee. She also serves on the board of directors for Women's Leaders in College Sports and the Women's Basketball Coaches Association.

Prior to UM, Strawley concluded her second tour with the NCAA as the Director of Academic and Membership Affairs. In this role, Strawley was instrumental in providing leadership in the areas of academic governance and development of academic policy. Strawley served on the senior management team and was involved in a variety of other internal operations.

Strawley rejoined the NCAA after serving as the Associate Athletics Director for Intercollegiate Sport Programs and Senior Woman Administrator at Columbia University from 2007-10. While at Columbia, she oversaw numerous varsity sport programs including football and was the athletics program liaison for gender equity and diversity initiatives. Strawley was a member of the department's Executive Management Team.

Prior to her tenure at Columbia, Strawley was the Director of Membership Services and Student-Athlete Reinstatement at the NCAA. In this role, she provided oversight of the student-athlete reinstatement process and was instrumental in the implementation of the student first philosophy. Strawley served as a liaison to numerous NCAA committees, including the NCAA Divisions I, II and III Student-Athlete Reinstatement Committees and the NCAA Olympic Sports Liaison Committee.

Strawley first joined the NCAA in 1998 as an enforcement services intern. She is a 1998 graduate of the University of Pennsylvania where she earned her Bachelor of Arts degree in history. During her time at Pennsylvania, she was a two-year captain for the Quakers' softball team. Strawley was inducted into the William Tennent High School Hall of Fame in of 2014.



JASON LAYTON DEPUTY AD / CHIEF FINANCIAL OFFICER SAINT LEO, 1999

Jason Layton serves as the University of Miami Deputy Director of Athletics and Chief Financial Officer, a position he took over in August 2017. He initially joined Miami in December 2014 as the Senior Associate Athletics Director for Communications and Sales.

In his current position, Layton is responsible for managing the department's business office, marketing, digital strategies, communications, ticket sales, client experience, ticket operations, analytics, video production, and broadcast departments.

Additionally, Layton has oversight of all departmental licensing matters, Hurricane Sports Properties, and serves as the department liaison for all ACC finance and ACC Network matters.

Since his arrival, Miami has seen exceptional growth in ticket sales, licensing revenue, and video production services in both content and broadcast with ESPN and the newly formed ACC Network.

Under Layton's guidance, Miami has seen unprecedented growth in football attendance, including the most season ticket holders in university history (46,738) during the 2018 season. 2018 overall attendance average, 61,469 fans, ranking first in the nation among stadiums with seating capacities under 70,000.

The 2017 season averaged 58,682 fans, ranking second in the nation among stadiums with seating capacities under 70,000. During the 2016 season, the Hurricanes totaled 42,000 season ticket holders, averaging 58,572 fans per game – the 27th-highest total in the nation and leader among all Power Five schools in percentage increase on a year-to-year basis (23 percent).

Miami also sold out its entire 2015-16, 2016-17, 2017-18 men's basketball season ticket allotments, marking the first time in Hurricane Athletics history that a team has sold out its season ticket allotment in back-to-back-to-back seasons.

Layton serves as the primary contact for ESPN, overseeing the recent launch of the ACC Network, first in digital format in August 2016, and building to the linear network in the fall of 2019.

Layton, a Florida native, arrived in Miami after spending the 2012-2014 seasons at Colorado State University, where he served as the department's Senior Associate Athletics Director for Sales and Marketing. During his time in Fort Collins, Colo., Layton's ticket sales plans drove double-digit increases in football, volleyball, men's basketball and women's basketball revenue and tickets sold.

Before he arrived at Colorado State, Layton spent 13 years with the Tampa Bay Buccaneers. In his 13 years with the club, he handled a variety of responsibilities including sales, marketing, ticket operations, luxury suite operations, advertising, accounting, finance, and purchasing. Layton began his career with the Buccaneers as a customer service representative in 1999 before elevating to the role of Senior Director of Business Administration in 2011. Layton received his bachelor's and master's degrees from Saint Leo University in Saint Leo, Fla.

SENIOR STAFF



DAVID WYMAN
SENIOR ASSOCIATE AD
ACADEMIC SERVICES
 FLORIDA A&M, 1994

"When you do the right things, the right things happen."

David Wyman has empowered over 2,500 student-athletes with his signature creed. Now in his 26th year, Wyman has advised and mentored a diverse population of student-athletes to become skilled professionals in many different careers.

Wyman is the Senior Associate Athletic Director for Academic Services at the University of Miami, a position he was promoted to in August 2017. Wyman is also the sport administrator for Miami's volleyball and Men's Tennis program.

He began his own career as an intern, and was quickly promoted to the full-time staff after working just two months in the academic services division. Wyman became the assistant director two years later, supervising the tutorial program and advising both the football and men's basketball teams. He was then promoted to associate director, taking on the responsibility of coordinating the NCAA eligibility certification for all 400 student-athletes.

Since 2004, Wyman has managed the Division of Athletic Academic Services, currently leading a staff of ten full-time professionals. Under his leadership, the department and sport programs have gained national recognition and honors for continued growth in both academic progress rates (APR) and graduation success.

A 2016 inductee to the Iron Arrow Honor Society, Wyman has helped guide the football team to a pair AFCA Academic Achievement Awards for graduating 100 percent of student-athletes in the freshman classes of 2002 and 2009. Under his leadership, the University of Miami Graduation Success Rate has been 90% or higher seven out of the last eight years.

Wyman is a 1994 graduate of Florida A&M with a bachelor's degree in accounting. He earned a master's degree in sports administration from St. Thomas University in 1995. Born in Staten Island, N.Y., he is married to Jewell, and the couple has three daughters: Rebecca, Dominique and Sarah. Wyman has been a Big Brother in the Miami-Dade Big Brother/Big Sister Organization and is also a member of Omicron Delta Kappa, The National Leadership Honor Society and the National Association of Academic Advisors for Athletics.



RENAE MYLES PAYNE
SENIOR ASSOCIATE AD
ADMINISTRATION & CHIEF
DIVERSITY OFFICER
 SOUTHERN MISS, 1997

Dr. Renae Myles Payne joined Miami Athletics on Oct. 9, 2019 as the department's Senior Associate Athletic Director, Administration. In June 2020, her role was expanded to include, Chief Diversity Officer.

Myles Payne, who reports to the Deputy Athletic Director/Chief Operating Officer, is responsible for the direct oversight of policy development, budget and personnel management of video services, equipment, swimming and diving and golf. She will also provide oversight and leadership to all aspects of sports administration within the department including game contracts, budgets, scheduling and team rules.

In addition, Myles Payne is responsible for oversight and development of department policies and procedures. She will provide leadership for development and implementation of the strategic plan, as well as leadership and management of inclusion and diversity initiatives.

Myles Payne, who boasts over 20 years of experience in college athletics, arrived in Coral Gables from Winthrop University, where she served as Senior Associate AD for Internal Operations and Senior Woman Administrator for three years. Prior to her stint at Winthrop, she worked at the University of Connecticut, University of Pittsburgh, San Jose State, Delaware State, Southwest Baptist and Alabama A&M.

In July 2019, Myles Payne received the NCAA Division I Administrator of the Year Award from Women Leaders in College Sports. She was recently a member of the NCAA Committee on Academics and served on the Data Review Subcommittee. She is on the Board of Directors of the Minority Opportunities Athletic Association (MOAA) and is the chair of the Symposium Committee. Myles Payne is a regular presenter at MOAA and the College Athletics Business Management Association (CABMA) at the National Association of Collegiate Directors of Athletics (NACDA) conventions. She is a member of Women Leaders in College Sports and a proud member of Sigma Gamma Rho Sorority, Inc.

Myles Payne completed the NCAA Leadership Institute for Ethnic Minority Males & Females and the Women Leaders in College Sports Mentoring Institute for Advancement in 2009 and Executive Institute in 2019, NACDA Mentoring Institute (2009, and 2014, 2019), Sport Management Institute (2011), the 1A Athletic Directors' Association Institute (2011, 2012, 2013), Executive PREP Advisory Program (2012), Collegiate Athletics Leadership Symposium (2012 and 2013) and Leadership Huntsville (2015). She is also a certified facilitator of True Colors Personal Success Assessments.

Myles Payne, a native of Clarksdale, Miss., graduated from the University of Southern Mississippi in 1997, where she also competed in track and field. She received her M.Ed. in Sports Administration in 2000 from Northwestern State and her Ed.D. in Higher Education Administration from Pittsburgh in 2005.



MATTHEW SMALE
SENIOR ASSOCIATE AD
BUSINESS OPERATIONS
 MARYLAND, 2010

Matt Smale currently serves as Miami's Senior Associate Athletics Director of Business Operations.

Smale, who arrived to Coral Gables in July 2018 as the Assistant Athletics Director of Business Operations, plans, prepares and manages the department's operating budget, and oversees the daily operations of the business office. Smale serves as liaison to the university's budget and controller's offices, among other duties.

A Maryland native, Smale previously served as director of business operations for the University of Maryland's athletics department from September 2016 – July 2018. He spent nearly five years with Terrapins Athletics, beginning in November 2013 as an accountant before being promoted to assistant director of business operations in October 2015.

Smale spent more than two years at George Washington University as a business/compliance assistant, and has previous experience at D.C. United and the Bowie Baysox.

A 2010 graduate from the University of Maryland's Robert H. Smith School of Business, Smale graduated with his MBA from the University of Baltimore in December 2017. Smale and his wife, Kelly, live in Miami.



CARTER TOOLE
SENIOR ASSOCIATE AD
COMMUNICATIONS &
DIGITAL STRATEGY
 NORTH CAROLINA, 1995

Carter Toole serves as the Senior Associate Athletic Director for Communications and Digital Strategy at the University of Miami. He joined the Hurricanes as an Associate AD in November 2016 and was promoted to his current role in August 2017.

Toole oversees UM's communications, digital and graphics departments, as well as assisting with publicity for the football program and head football coach Manny Diaz. He also serves as the sport administrator for the women's tennis program. Miami's communications staff won its first Football Writers Association of America Super 11 Award in 2018.

Toole previously co-owned a Nashville-based marketing agency, Wheelhouse Marketing Advisors, which was acquired by a local technology firm (Atiba) at the end of 2015. Before launching Wheelhouse, he served as Vice President, Digital, at another Nashville firm, January & Associates.

Prior to entering the agency business, Toole worked in the National Football League for nine seasons with four teams. After public relations stints with the Green Bay Packers, Tennessee Titans and Tampa Bay Buccaneers, he joined the Houston Texans as the club's first Director of Internet services & Publications. He was part of the Texans' communications staff that won the Pete Rozelle Award in 2004 as voted on by the Pro Football Writers Association of America. He also authored the book *Opening Night* on Houston's return to the NFL. Toole has worked eight Super Bowls as a member of the NFL's media relations staff.

Toole started his sports communications career in the media

relations offices at Arizona State University and the University of North Carolina at Chapel Hill, where he earned his bachelor's degree in English.

A native of Alexandria, Va., Toole and his wife, Barbara, have two daughters.



CRAIG ANDERSON
SENIOR ASSOCIATE AD
COMPLIANCE
 PITTSBURGH, 2005

Craig Anderson was appointed to the athletics department's executive senior staff and named Senior Associate Athletics Director for Compliance in July 2015.

In his current role, he provides direct oversight for the compliance office and is responsible for managing all aspects of the University's compliance program, including educating coaches, student-athletes, boosters, athletic department staff and other University officials about NCAA and Atlantic Coast Conference rules and regulations and also oversees the drug testing program for the Athletics Department. In addition he currently serves as the sport administrator for both the men's basketball and baseball programs.

Anderson joined the Hurricanes in March 2013 as the Associate Athletics Director for Compliance, having previously served in similar roles at NC State, the University of Virginia and UNLV. He is actively involved in national governance activities. He currently serves on the NCAA Division I Initial-Eligibility Waivers Committee and previously served on the ACC Constitution & Bylaws Committee.

A native of Corning, NY, Anderson received his bachelor's degree in political science from the University of Pittsburgh where he worked in the Compliance Office for four years. He earned his master's degree in athletic administration from Marshall University.



CHRIS COHEN
SENIOR ASSOCIATE AD
DEVELOPMENT
 MIAMI, 1997, 2009

Chris Cohen is responsible for all development operations for UM Athletics, including campaign oversight, major giving, annual fund, donor stewardship, event hospitality and coordination with central university development efforts. Cohen is currently in his 19th year overall at Miami.

Cohen has been a part of every major athletics fundraising initiative at the University since 2000, including the Hurricane Club annual fund, construction of a new home arena for our men's and women's basketball programs as well as both University-wide capital campaigns. During Cohen's tenure, he has solicited and secured gifts on over \$150 million in capital projects and facility improvements, including the Carol Soffer Indoor Practice Facility, Schwartz Center for Athletic Excellence, Watsco Center, Basketball Victory Fund, Alex Rodriguez Park, Hecht Athletic Center expansion and the Schiff Tennis Center.

Cohen is an original member of the Athletics fundraising team for the historic University-wide Momentum Campaign (2000-2008) that saw Miami as the first institution in the state of Florida to complete a \$1 billion capital campaign. During the Momentum Campaign, the Athletics team raised more than \$85 million, eclipsing a goal of \$68 million and also raised \$118 million toward the \$1.6 billion total for the Momentum2 Campaign completed in 2016.

Prior to working in the Hurricane Club, Cohen began his full-time career at UM Athletics in the ticket sales department where he was an account executive in one of college athletics' first outbound sales teams. Prior to UM Athletics, Cohen was a ticket sales associate for the Miami Heat.

Cohen is a two-time alumnus of the University of Miami, graduating with honors in 1997 with a bachelor's degree in business administration (majoring in sport management). Cohen went on to receive a master's degree in sport administration in 2009. He serves on the board of the University of Miami Sports Hall of Fame, is a published author and is an active guest lecturer in the Sport Administration department. He and his wife Gaby, have two children – son, Jake, and daughter, Sadie.



TIM WISE
SENIOR ASSOCIATE AD
FACILITIES & EVENT
OPERATIONS
 SOUTH CAROLINA, 1996

Tim Wise is in his ninth year as the Senior Associate Athletic Director for Facilities and Event Operations at the University of Miami. Wise joined the UM staff in June 2012.

Wise has oversight of numerous areas within the department: facilities and maintenance services, capital projects/construction, facilities master planning, event management and guest services, camps/clinics, risk management and information technology. He is also the liaison to the Watsco Center and Hard Rock Stadium, as well as serves as the sport administrator for Miami's rowing team. He previously oversaw the strength & conditioning, nutrition and soccer programs.

Wise, who has more than 24 years of experience in college athletics as an event manager, facilities director and administrator, was hired by the University of Wisconsin Athletic Department as assistant athletic director for events and facilities in August, 2008. In January 2012, he was named interim associate athletic director and elevated to the senior management team with additional oversight of the University Ridge Golf Course and \$125 million in capital projects.

Wise also had supervisory oversight of the UW Athletics event management, facilities, food and beverage and guest services units and oversaw an annual budget of approximately \$15 million. He also served in a lead role in administrative coordination of UW Athletics concerts, summer camps and event parking.

Wise served as the director of facility maintenance at the University of Connecticut from August 2005 to August 2008. He oversaw daily operations of athletic facilities, projects and event operations as the assistant athletics director for facilities and operations at Eastern Michigan University from November 2003 to June 2005.

Wise was hired as the athletics event manager at the University of Denver in August 2000 and promoted to the director of athletics events in August 2001 and served in that role until October 2003. Prior to his time at Denver, Wise was the event services manager at The Ohio State University's Schottenstein Center.

Wise was an event operations manager intern at Michigan State University from August 1998 to May 1999. His first position upon graduation from college was as a conference coordinator at the University of South Carolina from December 1996 to January 1998.

Wise has extensive experience working at NCAA and conference championship events. At Wisconsin, he served on the departments Diversity Integration Group and was the representative to the City of Madison and UW Campus Joint Southeast Campus Area Committee. In the past, he served on Connecticut's Environmental Compliance Team as well as the schools Environmental Policy Advisory Council. He also served on the NCAA Woman of the Year Selection Committee and the NCAA Minority Opportunities and Interests Committee, three years as the Vice Chair. Wise earned the University of Denver Center for Multicultural Excellence Outstanding Staff Award in 2002-03.

Wise is a member of Alpha Phi Alpha, Fraternity, Inc. and served as the President of the local Mu Eta Lambda alumni chapter. He is a member of the Collegiate Event and Facility Management Association and was named to the Board of Directors in September 2011 and the 3rd Vice President in June 2012, 2nd Vice President in June 2013, 1st Vice President in June 2014 and served as The President for 2015-16. Wise also has membership in the Minority Opportunities Athletic Association and the National Association of Collegiate Directors of Athletics.

In February 2017, Wise was named to the MOAA Board of Directors, and in 2019, he was named to the organization's Executive Committee. He has participated in the NCAA Leadership Institute Continuing Education Series, the NCAA Leadership Institute for Ethnic Minority Males, the NACDA Mentoring Institute and NCAA Diversity Education Training. Most recently, Wise completed and graduated from the highly prestigious collegiate athletics executive leadership training program at the Sports Management Institute.

Wise is a 1996 graduate of the University of South Carolina with a bachelor's degree in business administration and earned a masters' degree in human performance and sport studies from the University of Tennessee in 1998.



LUIS FEIGENBAUM
SENIOR ASSOCIATE AD
PERFORMANCE, HEALTH &
WELLNESS
 MIAMI, 1998, 2000
 TEMPLE, 2011 (PHD)

Luis Feigenbaum was named Senior Associate Athletics Director for Performance, Health and Wellness in August 2018. He was promoted after serving as the UHealth Chief of Sports Physical Therapy. He is also the program director for the University of Miami Sports Physical Therapy Residency and a clinical assistant professor in the Department of Physical Therapy at the Miller School of Medicine.

Luis is a Board Certified Sports Clinical Specialist (2008) through the American Board of Physical Therapy Specialties, Certified and Licensed Athletic Trainer (2003) by National Athletic Trainers Association, and a Certified Strength and Conditioning Specialist (2000) by the National Strength and Conditioning Association, a Certified Blood Flow Restriction Therapy (2016) provider, and has completed a FIFA Diploma in Sports Medicine (2017).

He is a two-time graduate of the University of Miami, in 1998 earning his B.S. in Health Science and 2000 with a master's degree in Physical Therapy. He earned his Doctor of Physical Therapy in 2011 from Temple University.

A native of Miami, Feigenbaum and his wife, Jessica, also a two-time alumna of the University of Miami, have two daughters, Siena and Presley.



DAN BOYD
SENIOR ASSOCIATE AD
SALES & MARKETING
 COASTAL CAROLINA, 2009

Dan Boyd serves as the University of Miami Senior Associate Athletics Director – Sales & Marketing, a position he took over in June 2021. He initially joined Miami in April 2017 as the Director of Client Experience and was promoted to Associate AD – Sales & Service in February 2019.

In his current position, Boyd is responsible for leading the formation of strategic marketing and ticketing initiatives that strive to deliver an exceptional experience to Miami Hurricanes fans, maximize attendance and drive new and existing revenue streams that support the University and help promote 18 varsity programs.

Before joining UM, Boyd was the gameday manager for the Tampa Bay Buccaneers Guest & Member Relations Department. During his tenure with the Buccaneers, the organization earned the No. 1 ranking for customer service satisfaction in the NFL four times.

Prior to his time in Tampa, Boyd spent two years as sales representative for the Montgomery Biscuits Minor League Baseball team. He graduated from Coastal Carolina University in 2009.



SHIRELLE JACKSON
SENIOR ASSOCIATE AD
STUDENT-ATHLETE
DEVELOPMENT
 BOWLING GREEN, 1994

Shirelle Jackson is the Senior Associate Athletic Director of Student-Athlete Development at the University of Miami. Jackson initially joined Miami as the director of student-athlete development in March 2014 and was promoted to assistant AD in July 2016.

Elevated to her current title in August 2017, Jackson also oversees the Hurricanes' track and field and cross country programs.

Prior to joining the athletics department, Jackson spent the previous five years in various capacities in the College of Arts and Sciences at UM. In 2014, Jackson received the Department of Biology Excellence in Service Award, for her efforts with 800 + Biology majors.

Her initial position within athletics was a new role intended to enhance the athletic department's efforts to develop programming which will enhance the total development of our student-athletes. Under her vision and leadership that role has grown into an office with two full time staff members and year round programming and leadership opportunities for our student athlete population. Due to the high level of community outreach, in 2018, the Miami Hurricanes earned the NCAA Helper-Helper Division I Community Service National Championship Award.

In addition to community service & outreach efforts, Jackson has been a featured panelist & speaker for the Women In Sports Forum, 2016 and 2018. She also served in the same capacity for Women Leaders in College Sports (formerly NACWAA) during their Institute for Administrative Advancement, 2019. Jackson has been a member of Women Leaders in College Sports since 2002. She is a 2002 graduate of Women Leaders/HERS Institute for Administrative Advancement. In 2016, Jackson received the Women Leaders Nell Jackson Administrator of the Year Award for her efforts engaging student-athletes, department staff & campus partners with an inclusive environment.

Prior to arriving at UM, Shirelle was the director of athletic academic support services from 2005-08 at FIU, where she oversaw the management and operation of the school's academic support program for its 400 student-athletes. She also coordinated the academic and personal advising, class registration, tutors, study hall and study skills workshops. During her tenure at FIU, she saw her full-time staff increase to six and the student-athlete graduation rate improved by 16 percent.

She was the assistant director for student-athlete services for 11 months at Bowling Green State University in Bowling Green, Ohio. Her first athletics position was as assistant AD for student development from August 2002-July 2004 at Eastern Connecticut State.

Jackson was a two-year letter winner for the women's track and field team at Bowling Green. She received her bachelor's degree from Bowling Green in 1994 and her master's degree in counseling from Central Connecticut State in 1998. She is currently a doctoral candidate in higher education leadership at Nova Southeastern in Davie.

She is married to Jason Jackson, who is the television host and outside reporter for Miami HEAT telecasts on Sun Sports. The couple has two children – Justin and Jordan.

MEDIA POLICIES

COVERING THE HURRICANES

Interview requests for men's basketball student-athletes and coaches must be submitted to Alex Schwartz (alexschwartz@miami.edu). Please provide at least 24 hours notice for interview requests.

The Miami communications staff will make every effort to schedule a time to accommodate those requests, based on time constraints, class schedules and other obligations.

MEDIA CREDENTIALS

Requests for working media and photo credentials should be submitted by sports editors or sports directors of accredited media outlets. During the 2021-22 season, Alex Schwartz will send out an email soliciting credential requests on a semi-weekly basis, dependent upon the dates of upcoming home games.

ACC COACHES CONFERENCE CALLS

Jim Larrañaga and the other 14 ACC head men's basketball coaches are scheduled for nine Zoom conference calls during the 2021-22 season. The first call is Jan. 3, 2021, and they will continue every Monday through Feb. 28. Each coach will have 10 minutes to make an opening statement and answer questions. Coaches that have a Monday night game will not take part in that day's call.

The ACC Office will send out each week's order of coaches prior to each call. The log-in info is available on request through ACC Communications. The conference calls will be available on the ACC's official website (theACC.com) each week.

LIVE BROADCASTS

It is not permissible for any non-rights holder to broadcast over the air, stream over the internet (audio or video), or transmit in any other way, any live event without the consent of the University of Miami Department of Athletics.

Live events include varsity contests, press conferences (including but not limited to weekly scheduled and postgame press conferences) and any other group media availability. Exceptions may be made for any major news-breaking event.

POSTGAME INTERVIEWS

Miami head coach Jim Larrañaga, student-athletes and the visiting head coach will meet with the media via Zoom after each game at the Watsco Center. Zoom links for each team's press conferences will be distributed via email prior to the game.

PRESS PARKING

Press parking passes are provided upon request on a limited basis. Please request your parking pass with your credential submission.

PHOTOGRAPHY

Miami follows NCAA and ACC rules regarding media representatives photographing games. Only properly credentialed photographers will be allowed in the designated photo areas of the Watsco Center as specified by the NCAA and ACC.

No photographers will be permitted to shoot from the sidelines unless specifically approved to do so. All photographers must remain in the Watsco Center's designated photo areas along the baselines. Photo credentials are subject to revocation by the Miami Athletics Communications office at any time.

ARCHIVING OF EVENT AUDIO/VIDEO

It is not permissible for any non-rights holder to post, place, broadcast, or make available in any other way, audio or video event content that exceeds three (3) minutes in length. Events are defined as varsity contests, press conferences and any other group media availability. Archiving may not begin until the conclusion of the entire event. It is not permissible to reuse or post any video produced and/or owned by the University of Miami Athletics without the consent of the university.

UNAUTHORIZED CREDENTIAL USE

Credentials will be issued to working media only. Media credentials are not transferable and use by anyone other than members of the working media is unauthorized. Media credentials used in an unauthorized manner will be revoked immediately. News organizations allowing unauthorized individuals to use credentials will have their credentials revoked for the remainder of the year.



OPPONENT COMMUNICATIONS CONTACTS

INTRODUCTION

School	MBB SID	Phone	Email	Athletics Website	MBB Twitter
ACC	Andy Fledjerjohann	(336) 369-1002	afledder@theacc.org	theacc.com	@accmbb
Alabama	Aaron Jordan	(205) 348-6084	ajordan@ia.ua.edu	rolltide.com	@AlabamaMBB
Belmont	Greg Sage	(615) 460-6698	greg.sage@belmont.edu	belmontbruins.com	@BelmontMBB
Boston College	Mike Laprey	(617) 552-2193	lapreym@bc.edu	bceagles.com	@BCMBB
Canisius	Matt Reinour	(716) 888-8265	reinoum@canisius.edu	gogriffs.com	@Griffs_MBB
UCF	Daniel Forcella	(207) 650-6790	dforcella@athletics.ucf.edu	ucfknights.com	@UCF_MBB
Clemson	Ben Winterrowd	(864) 656-1985	winterr@clemson.edu	clemsonigers.com	@ClemsonMBB
Dayton	Doug Hauschild	(937) 229-4390	dhauschild1@dayton.edu	daytonflyers.com	@DaytonMBB
Drake	Ty Patton	(515) 271-3014	ty.patton@drake.edu	godrakebulldogs.com	@DrakeBulldogsMBB
Duke	Mike DeGeorge	(919) 668-1712	mvd8@duke.edu	goduke.com	@DukeMBB
Florida A&M	Josh Padilla	(813) 3001-538	joshua.padilla@famuc.edu	famuathletics.com	@FAMU_MBB
Florida Atlantic	Jonathan Fraysure	(561) 430-7148	jfraysur@fau.edu	fauports.com	@FAMBB
Florida State	Chuck Walsh	(850) 644-1077	cwalsh@fsu.edu	seminoles.com	@FSUHoops
Fordham	Joe DiBari	(718) 817-4240	dibari@fordham.edu	fordhamsports.com	@FordhamMBB
Georgia Tech	Mike Stamus	(404) 894-5445	mstamus@athletics.gatech.edu	ramblinwreck.com	@GTMBB
Iona	Brian Beyrer	(914) 637-2726	bbeyrer@iona.edu	icgaels.com	@IonaGaelsMBB
Kansas	Chris Theisen	(785) 864-3474	theisen@ku.edu	kuathletics.com	@KUHoops
Lipscomb	Kirk Downs	(615) 966-5457	kirk.downs@lipscomb.edu	lipscombsports.com	@LipscombMBB
Louisville	Kenny Klein	(502) 852-0112	kenny@gocards.com	gocards.com	@LouisvilleMBB
North Carolina	Steve Kirschner	(919) 962-7258	stevekirschner@unc.edu	goheels.com	@UNC_Basketball
Nova Texas	Luke Della	(940) 369-0810	luke.della@unt.edu	meangreensports.com	@MeanGreenMBB
Nova Southeastern	Jameson Carter	(954) 262-8275	jcarter1@nova.edu	nusharks.com	@NSU_MBasketball
NC State	Craig Hammel	(919) 746-9894	cwhamme2@ncsu.edu	gopack.com	@PackMensBball
Notre Dame	Alan Wasielewski	(574) 631-8458	awasiele@nd.edu	und.com	@NDmbb
Penn State	Chelsea Vielhauer	(610) 937-4035	cpv5026@psu.edu	gopsports.com	@PennStateMBB
Pittsburgh	Matt Plizga	(412) 648-8240	mplizga@athletics.pitt.edu	pittsburghpanthers.com	@Pitt_MBB
Stetson	Mark Weaver	(386) 822-8937	mweaver3@stetson.edu	gohatters.com	@StetsonMBB
Syracuse	Pete Moore	(315) 443-2608	pimooore@syr.edu	cuse.com	@Cuse_MBB
Virginia	Erich Bacher	(434) 982-5530	ebacher@virginia.edu	virginiaspports.com	@UVAUMensHoops
Virginia Tech	Brian Cox	(540) 250-0624	bc Cox90@vt.edu	hokiesports.com	@HokiesMBB
Wake Forest	Lucy Berres	(336) 758-4261	berres@wfu.edu	godeacs.com	@WakeMBB

MIAMI ATHLETICS COMMUNICATIONS



ALEX SCHWARTZ
 Director (MBB Contact)
 E: alexschwartz@miami.edu
 C: (609) 802-3674
 O: (305) 284-3249
 T: @AlexJSchwartz



CARTER TOOLE
 Senior Associate AD
 E: carter.toole@miami.edu
 C: (615) 598-8540
 O: (305) 284-3245
 T: @CanesCarter



CAMRON GHORBI
 Assistant AD
 E: c.ghorbi@miami.edu
 C: (786) 877-7329
 O: (305) 284-3230
 T: @CamronGhorbi



MEGAN BARNES
 Director



SETH GOODMAN
 Assistant Director



JOSH WHITE
 Assistant Director

FACILITIES



WATSCO CENTER

The Watsco Center is a 200,000 square foot, 7,972-seat arena that is home to the University of Miami men's and women's basketball teams. It was called the BankUnited Center from 2005-16 and the UM Convocation Center from 2003-05.

Watsco, Inc., based in Miami, is traded on the NYSE and is the largest distributor of air conditioning, heating and refrigeration products, with annual sales approaching \$5 billion, 6,000 employees and over 600 locations throughout North America. Watsco has provided funding to the University since the 1990s through its 'Watsco Kids' program, providing children in the community free access to performance arts, sports and other events at the University.

The Canes opened the arena Jan. 4, 2003, with an overtime win over North Carolina. Since then, Miami has

won the ACC regular-season championship in the building and hosted NCAA women's basketball tournament games.

Since its opening, the arena has hosted a number of memorable events and sold-out shows, including Coldplay, DaBaby, Drake, The Fray, Green Day, Kodak Black, John Mayer and Lil Baby. It has also served as the setting for televised events and award shows such as the 2004 Presidential Debates, All Elite Wrestling, Billboard's Latin Music Awards, Premio Lo Nuestro, Premios Juventud, The X Factor and Unplugged featuring Ricky Martin and Thalia.

The venue has welcomed world-renowned figures and politicians, including His Holiness the Dalai Lama, former United States Presidents Bill Clinton and Barack Obama, former Secretary of State Hillary Clinton, former Vice President Joe Biden and late Senator John McCain.



FIELDHOUSE

The 29,000-square foot on-campus practice facility that is conveniently located adjacent to the Watsco Center opened in March 2009. The facility houses a pair of full-sized basketball courts with 14 baskets, as well as a multi-purpose room to host a variety of events. Miami basketball players have access to the secure facility 24 hours per day, allowing the Hurricanes court time at any

time throughout the year. UM players use the facility for both conditioning and practice sessions, as well as for individual workouts and pick-up games. The Fieldhouse was also honored for its sustainability components, earning the LEED Gold designation, established by the U.S. Green Building Council & verified by the Green Building Certification Institute.





COACHES & STAFF

Head Coach Jim Larrañaga.....	18-24
Associate Head Coach Chris Caputo	25
Assistant Coach Bill Courtney	26
Assistant Coach Adam Fisher	27
Director of Operations Jeff Dyer	28
Associate Director of Operations Joe Gimbel	29
Athletic Trainer Sam Johnson	29
Strength & Conditioning Coach Phil Baier	30
Additional Basketball Staff	31
Support Staff	32

21 22

MEDIA GUIDE





JIM LARRAÑAGA

HEAD COACH | 11TH SEASON AT MIAMI (38TH OVERALL)

COACHES & STAFF

In his 10 seasons at the University of Miami, head coach Jim Larrañaga has led the Hurricanes to four NCAA Tournament appearances, including two trips to the Sweet 16, and won the 2013 ACC regular-season and tournament titles. He has been named the Associated Press, Naismith, USBWA and Henry Iba National Coach of the Year, twice was both the ACC and USBWA District Coach of the Year and was the 2013 NABC District Coach of the Year.

Larrañaga has posted three 25-win seasons at UM – the only Miami coach to do so – and five in his career. He also has recorded six 20-win campaigns at Miami and 12 in his career. In conference action, the Canes have won nine or more league games in six of 10 seasons, while prior to Larrañaga's arrival, Miami had never won more than eight ACC games in a season. Larrañaga has helped the Canes to 20 postseason victories, including four in the NCAA Tournament (three appearances), 11 in the ACC Tournament (10) and five in the NIT (two).

Miami's 52 total road wins in the past 10 seasons are fourth-most among ACC teams during Larrañaga's tenure and its 86 total victories away from home place fourth. During that same stretch, the Hurricanes are fifth in overall ACC wins (91), as well as sixth both ACC road (34) and home victories (57). In the six years prior to Larrañaga's arrival, when the ACC had only 12 teams, Miami was tied for ninth in ACC victories (36) and won just 10 total ACC road games.

Miami has seen unprecedented fan interest in the program under Larrañaga. In 2017-18, for the third straight season, Miami sold out its season-ticket allotment at the Watsco Center. The 2015-16 season marked the first time in Miami Hurricanes' history that any team sold out of season tickets.

From 2017-19, Miami was one of two ACC programs, alongside Duke, to have a player selected in each NBA Draft. Four total Hurricanes were picked in that span, including Lonnie Walker IV going No. 18 in 2018.

Miami played in its fourth NCAA Tournament in the past six years in 2017-18, claiming a No. 6 seed in the South Region. The Hurricanes tied for third in the ACC and finished the season with a 22-10 mark, including an 11-7 record in conference play. The Canes were nationally ranked for 15 weeks, reaching as high as No. 6 in the polls.

Freshman Lonnie Walker IV was named Honorable Mention All-ACC, becoming the first freshman all-conference honoree in program history. He also was named to the ACC All-Freshman Team. Miami earned road wins over then-No. 12 Minnesota and then-No. 9 North Carolina, the fourth straight year and the sixth time in Larrañaga's seven seasons that the Canes defeated two or more top-15 teams.

The 2015-16 Hurricanes played their way into the NCAA Tournament's Sweet 16 for the second time in four seasons, and just the third time in school history.

In 2012-13, Larrañaga helped Miami to a No. 2 national ranking by both the AP and USA TODAY and a No. 2 seed in the NCAA tournament. At the time, he was the 10th coach in the last 10 years to lead two top-10 programs, as Miami was No. 2 on Feb. 18, 2013, and George Mason was No. 8 in the final Top 25 poll in 2006.

Individually, Shane Larkin earned the ACC Player of the Year and Lute Olson National Player of the Year awards, as well as All-American status and finalist nods for the Bob Cousy, John Wooden and James Naismith player of the year honors before declaring early for the 2013 NBA Draft. Larkin was also the ACC Tournament MVP, on the ACC All-Defensive Team and a Defensive All-American. Durand Scott was the ACC Defensive Player of the Year.

Larrañaga came to Miami after serving as the head coach at George Mason for 14 seasons. He guided the program to five NCAA Tournament appearances (1999, 2001, 2006, 2008, 2011), including an unprecedented run to the 2006 Final Four that captured the nation's attention, as the Patriots defeated Michigan State, North Carolina, Wichita State and UConn along the way. Following that run, Larrañaga was selected the 2006 Clair Bee National Coach of the Year.

Larrañaga built the George Mason program into a perennial contender in the highly-regarded Colonial Athletic Association, winning more games than any other coach in program and conference history (273) en route to three conference titles (1999, 2001, 2008).

In 2006, Larrañaga became the first coach at a mid-major school to take his team to the Final Four in 27 years and earned the CAA's first NCAA tournament at-large berth in 20 years. Along the way, he led Mason to a school record in wins, its first-ever national ranking, its first-ever appearance in the Top 10 and its first wins over Top 10 teams.

Larrañaga served as the head coach at Bowling Green for 11 seasons (1986-1997) and at Division II American International for two seasons (1977-79).

At Bowling Green, he made an immediate impact in his first season. In 1986-87, the Falcons were the nation's most improved team under a first-year head coach that took over a program with a losing record, posting a 15-14 record for an eight-game improvement over the previous season. Larrañaga went on to record a 170-144 mark in 11 years at Bowling Green, earning 1997 Mid-American Conference Coach of the Year honors after leading Bowling Green to a 22-10 record, a conference regular season co-championship and a berth in the NIT. The 22 victories were the most by a Bowling Green team in 47 years and the 13 conference wins

were the second- highest total in BGSU history.

Larrañaga's 170 victories at Bowling Green ranked second all-time on the Falcons' coaching list and he was only the second coach to record consecutive postseason appearances. Larrañaga led his squad to NIT berths in 1990 (18-11) and again in 1991 (17-13), the first time the Falcons enjoyed back-to-back postseason appearances since the early '60s. Bowling Green won better than 60 percent of its games in Larrañaga's last four years, recording a 70-44 mark during that stretch. The Falcons finished fourth or better in the MAC in five of Larrañaga's 11 seasons and he is among the winningest coaches in MAC history.

Larrañaga received his first head coaching position in 1977 when he was named to the post at American International, a Division II program in Springfield, Mass. Taking over a team that had suffered through five consecutive losing seasons prior to his arrival, Larrañaga turned AIC into a winning program in his first year and compiled a 28-25 mark in two seasons.

Larrañaga's first coaching opportunity came at Davidson College from 1971-76, serving as an assistant coach to Terry Holland. Davidson captured three Southern Conference regular-season championships and an NIT berth in his five years there, and he compiled a 47-12 record doubling as the freshman team coach. In 1976, he left Davidson and spent one season as player-coach for the Geronimo Basketball Club in Belgium.

After his two-year stint at American International, Larrañaga was reunited with Holland at the University of Virginia in April 1979. An assistant coach under Holland at UVA for seven seasons from 1979-86, he helped the Cavaliers reach the NCAA Final Four on two occasions (1981 and 1984), finish in the top five of the AP and UPI polls and average more than 24 victories per season. The Cavaliers were 169-62, won three regular-season Atlantic Coast Conference championships and made four NCAA Tournament appearances in that span. Virginia also made a pair of NIT appearances, winning the NIT Championship in 1980. Larrañaga was on the staff during the careers of three-time National Player of the Year Ralph Sampson and NBA first-round draft choice Olden Polynice.

A 1971 graduate of Providence College with a degree in economics, Larrañaga was a four-year letterman for the Friars. As the team captain in his senior season, he led Providence to a 20-8 record and an NIT appearance. He graduated as the school's fifth all-time leading scorer with 1,258 points and was selected in the sixth round of the draft by the Detroit Pistons of the National Basketball Association. He was the team's top scorer as a sophomore and junior and was named New England's Division I Sophomore of the Year in 1969. He was inducted into the Providence College Hall of Fame in 1991.

Larrañaga and his wife, Liz, have two sons and four grandchildren. Their son, Jay, played for his father at Bowling Green, was the head coach of the NBDL's Erie Bayhawks and is now an assistant coach with the Boston Celtics. Jon was a member of his father's George Mason teams from 1999-2003, earning first team Academic All-America honors for NCAA Division I-AAA schools.



COACHES & STAFF

HIGHLIGHTS AT MIAMI

Since the arrival of Larrañaga at Miami in 2011-12... (only includes teams while in the ACC)

- Miami (91) is one of five ACC teams with over 90 league wins, joining Virginia (137), Duke (128), North Carolina (121) and Florida State (107).
- Miami (34) has the sixth-most road wins in ACC play, behind only Virginia (60), Duke (53), North Carolina (52), Florida State (38) and NC State (37).
- Miami (57) has the sixth-most ACC home wins, trailing just Virginia (77), Duke (75), Florida State (69), North Carolina (69) and Clemson (60).
- Miami is one of six teams with at least 11 ACC Tournament wins, while eight of the other nine have six or fewer.
- Miami has posted an 11-16 combined record against Duke (5-7) and North Carolina (6-9), one of just three schools with nine-plus wins against that pair.
- Miami has the most lopsided win over Duke (27 points), third-most lopsided victory over North Carolina (26) and co-fourth-most lopsided triumph over Florida State (24) of any team.
- Miami has won at Cameron Indoor Stadium twice, dealt Duke two of its nine overall (seven ACC) losses by 16-plus points and twice scored 90 points against Duke. Miami has also handed Duke two of its last five regular season losses by at least 16 points: 27 (90-63) on Jan. 23, 2013, at home and 16 (90-74) on Jan. 13, 2015, on the road.
- All but two departed seniors (30 of 32) have earned a degree from Miami, with all 28 undergraduates from that group receiving a bachelor's degree.

In five years (2006-11) before Larrañaga's arrival...

- Miami tied for the 10th-most ACC victories with 29.
- Miami ranked seventh in the ACC with 95 total wins.
- Miami was 1-14 combined against Duke and North Carolina, including 0-6 on the road.



THE LARRAÑAGA FILE

COACHING EXPERIENCE

Head Coach

2011-present Miami
 1997-2011 George Mason
 1986-97 Bowling Green
 1977-79 American International

Assistant Coach

1979-86 Virginia
 1971-76 Davidson

Player/Coach

1977 Geronemo Basketball Club (Belgium)

Years	Team	Record	W/L Pct.
2 years	American International	27-26	.509
11 years	Bowling Green	170-144	.541
14 years	George Mason	273-164	.625
9 years	Miami	200-130	.606
36 years		670-464	.591

NCAA APPEARANCES

1999 - George Mason
 2001 - George Mason
 2006 - George Mason (Final Four)
 2008 - George Mason
 2011 - George Mason
 2013 - Miami (Sweet 16)
 2016 - Miami (Sweet 16)
 2017 - Miami
 2018 - Miami

NIT APPEARANCES

1990 - Bowling Green
 1991 - Bowling Green
 1997 - Bowling Green
 2002 - George Mason
 2004 - George Mason
 2009 - George Mason
 2012 - Miami
 2015 - Miami (Final)

PLAYING CAREER

Geronemo Basketball Club (Belgium) 1976-77
 Drafted: 6th round of 1971 NBA Draft by Detroit Pistons
 Providence College, 1967-71
 Archbishop Molloy, 1963-67

COACHING HONORS

- AP, Naismith, Iba, Rupp Coach of the Year, 2013
- NABC All-District 2, 2013
- USBWA District IV Coach of the Year, 2013, 2016
- Clair Bee National Coach of the Year, 2006
- ACC Coach of the Year, 2013, 2016
- CAA Coach of the Year, 1999, 2011
- MAC Coach of the Year, 1997
- Nine NCAA tournament appearances
 1999, 2001, 2006, 2008, 2011, 2013, 2016, 2017, 2018
- Eight postseason NIT appearances
 1990, 1991, 1997, 2002, 2004, 2009, 2012, 2015
- 12 20-win seasons (six at Miami)

PERSONAL

Hometown: Bronx, N.Y.

Born: Oct. 2, 1949

Wife: Liz,

Sons: Jay and Jon

Grandchildren: Tia, James, Jon Temple and Henry

Education: Providence College, 1971, B.A. Economics
 Archbishop Molloy High School, 1967

NOTABLE NBA PLAYERS/DRAFTEES COACHED

Lance Blanks	Frank Booker	Bruce Brown Jr.
Rick Carlisle	Antonio Daniels	Dewan Hernandez
DeQuan Jones	Jeff Jones	Andrew Kennedy
Jeff Lamp	Shane Larkin	Lewis Latimore
Sheldon Mac	Trey McKinney Jones	Jason Miskiri
Olden Polynice	Lee Raker	Davon Reed
Ralph Sampson	Tom Sheehy	Clinton Venable
Lonnie Walker IV	Othell Wilson	Ricky Wilson

STUDENT-ATHLETE HONORS

At Miami

- One All-American
- One USBWA All-District IV selection
- One Basketball Times All-District honoree
- One ACC Player of the Year
- One ACC Defensive Player of the Year
- One ACC Skip Prosser Award winner (ACC scholar-athlete of the year)
- One ACC Tournament MVP
- Two ACC All-Rookie Team members
- Four Preseason All-ACC honorees
- Five NABC Honors Court designees
- Six ACC All-Defensive Team members
- Seven ACC All-Tournament team honorees
- Eight ACC Rookie of the Week selections
- Eight ACC Player of the Week choices
- Eight NBA players (five drafted)
- 16 All-ACC honorees

Prior to Miami

- Two All-Americans
- Two MAC Freshman of the Year designees
- Three Dean Ehlers Award winners (CAA player who best meets criteria of academic achievement, leadership and community service)
- Four MAC All-Freshman Team selections
- Eight CAA All-Rookie Team honorees
- Nine CAA All-Defensive Team picks
- 12 All-Mid-American Conference honorees
- 28 All-Colonial Athletic Association selections

LARRAÑAGA YEAR-BY-YEAR

Year	School	Overall		Conference		Post Season
		W-L	W-L	Finish		
1977-78	American International	14-13				
1978-79	American International	13-13				
1986-87	Bowling Green	15-14	10-6	3		
1987-88	Bowling Green	12-16	7-9	t-5		
1988-89	Bowling Green	13-15	6-10	t-6		
1989-90	Bowling Green	18-11	9-7	t-3	NIT 0-1	
1990-91	Bowling Green	17-13	9-7	t-4	NIT 0-1	
1991-92	Bowling Green	14-15	8-8	5		
1992-93	Bowling Green	11-16	8-10	t-6		
1993-94	Bowling Green	18-10	12-6	t-2		
1994-95	Bowling Green	16-11	10-8	t-5		
1995-96	Bowling Green	14-13	9-9	t-6		
1996-97	Bowling Green	22-10	13-5	t-1	NIT 0-1	
1997-98	George Mason	9-18	6-10	6		
1998-99	George Mason	19-11	13-3	1	NCAA 0-1	
1999-00	George Mason	19-11	12-4	t-1		
2000-01	George Mason	18-12	11-5	3	NCAA 0-1	
2001-02	George Mason	19-10	13-5	2	NIT 0-1	
2002-03	George Mason	16-12	11-7	4		
2003-04	George Mason	23-10	12-6	3	NIT 2-1	
2004-05	George Mason	16-13	10-8	6		
2005-06	George Mason	27-8	15-3	t-1	NCAA 4-1	
2006-07	George Mason	18-15	9-9	5		
2007-08	George Mason	23-11	12-6	2	NCAA 0-1	
2008-09	George Mason	22-11	13-5	2	NIT 0-1	
2009-10	George Mason	17-15	12-6	4	CIT 0-1	
2010-11	George Mason	27-7	16-2	1	NCAA 1-1	
2011-12	Miami	20-13	9-7	t-4	NIT 1-1	
2012-13	Miami	29-7	15-3	1	NCAA 2-1	
2013-14	Miami	17-16	7-11	10		
2014-15	Miami	25-13	10-8	t-6	NIT 4-1	
2015-16	Miami	27-8	13-5	t-2	NCAA 2-1	
2016-17	Miami	21-12	10-8	t-7	NCAA 0-1	
2017-18	Miami	22-10	11-7	t-3	NCAA 0-1	
2018-19	Miami	14-18	5-13	t-11		
2019-20	Miami	15-16	7-13	t-10	n/a	
2020-21	Miami	10-17	4-15	13		
Overall		670-464	357-254		16-18	
					(9-9 NCAA)	
					(9-8 NIT, 0-1 CIT)	

WINNINGEST ACTIVE COACHES AT DIVISION I SCHOOLS

Rank	Name	Wins
1.	Mike Krzyzewski, Duke.....	1,170
2.	Jim Boeheim, Syracuse.....	982
3.	Bob Huggins, West Virginia.....	900
4.	Cliff Ellis, Coastal Carolina.....	798
5.	John Calipari, Kentucky.....	742
6.	Bill Self, Kansas.....	729
7.	Rick Barnes, Tennessee.....	727
8.	Dana Altman, Oregon.....	690
9.	Jim Larrañaga, Miami.....	660

TOP 50 WINNINGEST HEAD COACHES OF ALL-TIME

(Minimum 10 seasons in Division I; Entering 2021-22 season)

	Name	Total Wins
1.	Mike Krzyzewski.....	1,170
2.	Jim Boeheim.....	982
3.	Jim Calhoun.....	917
4.	Roy Williams.....	903
5.	Bob Knight.....	902
6.	Bob Huggins.....	900
7.	Dean Smith.....	879
8.	Adolph Rupp.....	876
9.	Jim Phelan.....	830
10.	Rollie Massimino.....	816
11.	Eddie Sutton.....	806
12.	Rick Byrd.....	805
13.	Cliff Ellis.....	798
14.	Lefty Driesell.....	786
15.	Lute Olson.....	781
16.	Lou Henson.....	779
17.	Bo Ryan.....	762
18.	Ed Diddle.....	759
19.	Henry Iba.....	755
20.	John Beilein.....	753
21.	Phog Allen.....	746
22.	John Calipari.....	742
23.	John Chaney.....	741
24.	Bill Self.....	729
	Norm Stewart.....	729
	Jerry Tarkanian.....	729
27.	Rick Barnes.....	727
28.	Ray Meyer.....	724
29.	Jerry Slocum.....	723
30.	Don Haskins.....	719
31.	Larry Hunter.....	702
32.	Dana Altman.....	690
33.	Mike Montgomery.....	677
34.	Denny Crum.....	675
35.	Lon Kruger.....	674
36.	Jim Larrañaga.....	670
37.	Gary Williams.....	668
38.	Kelvin Sampson.....	667
39.	John Wooden.....	664
40.	Rick Pitino.....	659
41.	Ralph Miller.....	657
42.	Tom Penders.....	649
43.	Gene Bartow.....	647
44.	Tom Izzo.....	643
45.	Greg Kampe.....	642
46.	Billy Tubbs.....	641
47.	Homer Drew.....	640
48.	Marv Harshman.....	637
49.	Hugh Durham.....	633
50.	Tubby Smith.....	631

Bold = active



LARRAÑAGA VS. OPPONENTS ALL-TIME (1977-PRESENT)

COACHES & STAFF

OPPONENT	REC.	FIRST MTG.	LAST	OPPONENT	REC.	FIRST MTG.	LAST
Akron	12-3	1986	11/21/14	FGCU	1-2	11/22/11	12/12/20
Alabama	1-0	3/21/15	3/21/15	Findlay	4-2	1986	1993
Alabama A&M	1-0	12/14/19	12/14/19	Florida	2-3	4/1/06	11/22/19
Alabama State	1-0	1990	1990	FIU	2-0	11/27/06	12/21/07
American	11-0	1/17/98	12/5/05	Florida State	8-13	2/11/12	2/24/21
Amherst	1-1	1977	1978	Florida Southern	1-0	11/3/11	11/3/11
Appalachian State	1-0	12/30/11	12/30/11	Fordham	0-1	12/30/00	12/30/00
Arizona	0-1	12/23/12	12/23/12	Fresno State	1-0	11/23/18	11/23/18
Arizona State	1-0	12/1/13	12/1/13	Gardner-Webb	1-0	11/10/17	11/10/17
Arkansas State	0-1	1988	1988	George Washington	3-4	12/28/97	12/16/17
Army	1-0	1991	1991	Georgia Southern	2-0	1993	11/11/13
Assumption	0-2	1977	1978	Georgia State	8-2	12/2/05	3/5/11
Austin Peay	1-0	3/19/04	3/19/04	Georgia Tech	7-7	11/20/09	3/11/21
Ball State	8-15	1986	1997	Grambling	1-0	1986	1986
Bentley	0-2	1977	1978	Green Bay	0-3	1993	12/6/14
Bethune-Cookman	1-0	11/17/18	11/17/18	Hampton	3-1	12/21/05	11/24/10
Boston College	13-3	1/29/12	3/5/21	Hartford	2-2	1977	12/4/03
Boston University	1-2	1987	12/5/17	Harvard	1-0	11/13/10	11/13/10
Brandeis	1-1	1977	1978	Hawaii	2-0	12/22/12	12/22/17
Bridgeport	1-1	1977	1978	Heidelberg	4-0	1986	1995
Brown	1-0	11/17/08	11/17/08	Hofstra	11-8	1/14/02	2/2/11
Bucknell	1-2	1/23/99	1/3/01	Holy Cross	2-0	12/27/05	12/21/06
Buffalo	1-0	3/17/16	3/17/16	Houston Baptist	1-0	12/19/18	12/19/18
Butler	3-0	1989	11/22/15	Howard	3-0	11/18/97	11/14/14
Cal State Fullerton	1-0	11/29/13	11/29/13	Illinois	3-0	3/24/13	12/2/19
Campbell	1-0	12/29/18	12/29/18	Indiana	1-1	1995	11/22/09
Canisius	1-1	12/30/86	1/13/87	Indiana State	0-1	12/25/12	12/25/12
Central Connecticut	1-2	1977	1978	Iona	2-0	11/29/03	12/22/04
UCF	2-1	12/18/12	11/12/19	Iowa State	0-1	11/25/16	11/25/16
Central Michigan	12-12	1986	1996	Jacksonville	3-0	1989	12/19/20
Charleston	3-3	11/25/97	12/19/15	James Madison	26-7	1995	2/12/11
Charlotte	6-0	11/18/10	12/5/15	Kansas State	1-0	11/22/07	11/22/07
Cincinnati	0-1	1989	1989	Kean	1-0	1978	1978
The Citadel	1-0	1995	1995	Kent State	14-13	1986	1996
Clemson	8-6	1/18/12	3/10/21	Kentucky	1-0	1988	1988
Cleveland State	2-4	1986	1992	La Salle	5-0	1/2/13	11/22/18
Coastal Carolina	2-0	12/4/99	12/20/00	Lehigh	1-0	11/9/18	11/9/18
Colgate	1-0	1996	1996	Liberty	4-1	12/30/07	12/11/10
Columbia	1-0	12/28/16	12/28/16	Louisiana	1-0	11/16/15	11/16/15
Connecticut	1-1	3/26/06	11/24/19	Louisiana Tech	0-1	1991	1991
Coppin State	5-0	11/27/99	12/21/19	Louisville	3-6	2/3/15	1/16/21
Creighton	1-3	11/22/05	12/12/09	Lowell	1-0	1978	1978
Dartmouth	1-0	11/15/09	11/15/09	Loyola Chicago	0-1	3/15/18	3/15/18
Davidson	1-1	1986	1987	Loyola (Md.)	4-0	1993	12/30/13
Dayton	1-3	11/17/07	12/29/10	Manhattan	2-0	2/19/05	11/26/05
Defiance	7-0	1987	1995	Marquette	0-1	3/28/13	3/28/13
Delaware	18-6	11/23/99	1/24/11	Maryland	2-6	12/27/99	1/29/14
Detroit	4-7	1987	11/24/12	Massachusetts	3-0	1977	12/1/12
Drexel	13-6	12/21/99	11/20/14	McNeese State	1-1	12/18/03	12/30/04
Duke	6-8	12/9/06	2/1/21	Memphis	0-2	11/13/04	12/6/11
Duquesne	4-1	12/31/01	12/22/10	Merrimack	2-0	1977	1978
East Carolina	10-2	1/3/98	11/22/08	Miami (Ohio)	11-16	1986	11/19/01
Eastern Kentucky	0-2	1987	12/19/14	Michigan	0-2	1986	1987
Eastern Michigan	10-15	1986	1996	Michigan State	4-4	1988	3/17/17
Fairfield	1-3	11/21/98	3/16/10	Middle Tennessee	1-0	12/25/17	12/25/17
Florida Atlantic	5-0	11/27/10	11/8/19				
Florida A&M	1-0	11/16/17	11/16/17				



LARRAÑAGA VS. OPPONENTS ALL-TIME (1977-PRESENT)

OPPONENT	REC.	FIRST MTG.	LAST	OPPONENT	REC.	FIRST MTG.	LAST
Minnesota	1-1	3/19/12	11/29/17	Southwest Missouri	1-0	1996	1996
Mississippi	1-1	12/1/01	11/30/02	Springfield	1-3	1977	1978
Mississippi State	3-1	1996	11/19/15	St. Anselm's	2-0	1977	1978
Missouri State	1-0	11/21/19	11/21/19	St. Bonaventure	2-0	12/23/03	12/28/04
Monmouth	1-0	1978	1978	St. Francis Brooklyn	0-2	12/2/97	11/8/13
Morehead State	2-0	11/21/03	12/30/04	St. John's	0-1	1994	1994
Mount St. Mary's	1-0	11/25/08	11/25/08	St. Joseph's	0-1	3/12/02	3/12/02
				St. Michael's	1-1	1977	1978
Navy	1-0	11/12/17	11/12/17	St. Peter's	1-1	1990	1991
Nebraska	2-3	1990	12/01/15	Stanford	1-1	4/2/15	11/24/16
New Haven	1-1	1977	1978	Stephen F. Austin	1-0	11/13/18	11/13/18
New Mexico	0-1	11/13/00	11/13/00	Stetson	2-0	11/9/12	12/4/20
New Mexico State	0-1	12/23/17	12/23/17	Syracuse	4-7	1995	1/19/21
New Orleans	0-1	12/20/97	12/20/97				
Niagara	2-0	11/17/01	12/7/02	Temple	2-0	3/31/15	12/17/19
Norfolk State	1-0	2/1/14	2/1/14	Tennessee	1-0	3/17/04	3/17/04
North Adams	2-0	1977	1978	Tennessee Tech	1-0	11/11/11	11/11/11
North Carolina	7-11	12/7/03	1/5/21	Texas	0-1	1986	1986
NC Central	1-0	3/17/15	3/17/15	UT Rio Grande Valley	1-0	11/13/15	11/13/15
UNC Greensboro	1-0	1/2/12	1/2/12	Texas Southern	1-0	11/14/13	11/14/13
NC State	8-9	11/19/10	1/9/21	Tiffin	3-0	1993	1996
UNC Wilmington	19-15	1/5/98	12/4/10	Toledo	17-10	1986	1996
Northeastern	10-7	1977	11/27/15	Towson	17-0	1/5/02	1/27/11
North Florida	4-0	11/19/11	11/29/20	Tulane	1-1	12/22/08	11/28/09
Northern Illinois	2-1	1995	1997				
Northern Iowa	1-0	2/19/11	2/19/11	UC Irvine	1-0	11/10/05	11/10/05
Notre Dame	5-7	3/20/08	2/14/21	UMBC	1-0	12/12/99	12/12/99
				Utah	1-0	11/20/15	11/20/15
Ohio	6-3	1988	1996				
Ohio State	1-3	1986	3/20/11	Valparaiso	1-0	3/14/12	3/14/12
Ohio University	10-9	1986	1994	Vanderbilt	0-1	1992	1992
Old Dominion	16-14	1/14/98	2/5/11	VCU	14-15	1/10/98	3/6/11
Ole Miss	0-1	11/25/11	11/25/11	Vermont	2-0	11/9/07	11/15/08
Oregon	0-1	3/23/04	3/23/04	Villanova	1-4	11/16/98	3/24/16
				Virginia	3-10	11/22/97	3/1/21
Pacific	1-0	3/22/13	3/22/13	Virginia Tech	14-9	2/9/12	2/6/21
Penn	1-1	12/4/18	12/4/18	VMI	1-0	12/22/09	12/22/09
Penn State	1-5	1991	3/17/09				
Pittsburgh	8-4	12/28/02	3/9/21	Wagner	1-0	1987	1987
Portland	2-0	1994	11/20/98	Wake Forest	7-6	11/25/05	1/30/21
Princeton	2-0	12/29/15	12/2/17	West New England	2-0	1977	1978
Providence	0-2	1989	12/22/14	West Virginia	0-2	1997	12/10/11
Purdue	2-1	1996	12/8/20	Western Carolina	1-0	11/11/16	11/11/16
Purdue Fort Wayne	1-0	11/11/04	11/11/04	Western Kentucky	1-1	1990	1991
				Western Michigan	14-8	1986	1996
Quinnipiac	2-1	1977	11/16/19	Westfield State	4-0	1977	1978
				Wichita State	3-1	2/18/06	3/19/16
Radford	4-1	12/10/05	11/24/10	William & Mary	19-6	1/21/98	1/29/11
Richmond	5-5	1/28/98	3/24/15	Winthrop	1-0	12/28/01	12/28/01
Rider	1-1	1992	12/11/99	Wisconsin	0-1	1990	1990
Rutgers	2-1	11/15/11	11/28/18	Wofford	1-1	11/21/10	12/3/16
				Worc. Poly. Tech.	1-0	1977	1977
Sacred Heart	1-3	1977	1978	WPI	0-1	1978	1978
Santa Clara	0-1	12/29/00	12/29/00	Wright State	5-1	1987	1996
Savannah State	2-0	12/19/13	12/8/14				
Seton Hall	0-1	11/25/18	11/25/18	Xavier	0-2	1988	1989
Siena	2-4	1977	1990				
South Alabama	1-0	11/28/14	11/28/14	Yale	0-1	12/1/18	12/1/18
South Carolina	1-0	11/25/07	11/25/07	Youngstown State	4-0	1988	1991
South Carolina State	1-0	12/6/16	12/6/16				
Southern Connecticut	2-1	1977	1978				
Southern Illinois	0-2	12/8/01	11/24/02				

COACHES & STAFF



LARRAÑAGA VS. OPPONENTS AT MIAMI

COACHES & STAFF

ACC SCHOOL	REC.	FIRST MTG.	LAST
Boston College	13-3	1/29/12	3/5/21
Clemson	8-6	1/18/12	3/10/21
Duke	6-7	2/5/12	2/1/21
Florida State	8-13	2/11/12	2/24/21
Georgia Tech	7-6	1/24/12	3/11/21
Louisville	3-6	2/3/15	1/16/21
North Carolina	6-10	1/10/12	1/5/21
NC State	8-8	1/22/12	1/9/21
Notre Dame	5-6	2/19/14	2/14/21
Pittsburgh	8-3	2/5/14	3/9/21
Syracuse	4-6	1/4/14	1/19/21
Virginia	3-9	1/7/12	3/1/21
Virginia Tech	14-9	2/9/12	2/6/21
Wake Forest	7-5	2/18/12	1/30/21
<i>Previously in the ACC</i>			
Maryland	2-2	2/1/12	1/29/14

SCHOOL	REC.	FIRST MTG.	LAST
Akron	1-0	11/21/14	11/21/14
Alabama	1-0	3/21/15	3/21/15
Alabama A&M	1-0	12/14/19	12/14/19
Appalachian State	1-0	12/30/11	12/30/11
Arizona	0-1	12/23/12	12/23/12
Arizona State	1-0	12/1/13	12/1/13
Bethune-Cookman	1-0	11/17/18	11/17/18
Boston University	1-0	12/5/17	12/5/17
Buffalo	1-0	3/17/16	3/17/16
Butler	1-0	11/22/15	11/22/15
Cal State Fullerton	1-0	11/29/13	11/29/13
Campbell	1-0	12/29/18	12/29/18
UCF	2-1	12/18/12	11/21/19
Charlotte	5-0	12/22/11	12/5/15
College of Charleston	3-0	11/18/13	12/19/15
Columbia	1-0	12/28/16	12/28/16
Connecticut	0-1	11/24/19	11/24/19
Coppin State	1-0	12/21/19	12/21/19
Detroit	1-0	11/24/12	11/24/12
Drexel	1-0	11/20/14	11/20/14
Eastern Kentucky	0-1	12/19/14	12/19/14
Florida Atlantic	4-0	12/17/11	11/8/19
FGCU	1-2	11/22/11	12/12/20
Florida	2-2	11/17/14	11/22/19
Florida A&M	1-0	11/16/17	11/16/17
Fresno State	1-0	11/23/18	11/23/18
Gardner-Webb	1-0	11/10/17	11/10/17
George Washington	2-1	11/28/13	12/16/17
Georgia Southern	1-0	11/11/13	11/11/13
Green Bay	0-1	12/6/14	12/6/14
Hawaii	2-0	12/22/12	12/22/17
Houston Baptist	1-0	12/19/18	12/19/18
Howard	1-0	11/14/14	11/14/14
Illinois	3-0	3/24/13	12/2/19
Indiana State	0-1	12/25/12	12/25/12
Iowa State	0-1	11/25/16	11/25/16
Jacksonville	2-0	11/16/12	12/19/21
La Salle	4-0	1/2/13	11/22/18
Lehigh	1-0	11/9/18	11/9/18
Louisiana	1-0	11/16/15	11/16/15
Loyola (Md.)	1-0	12/30/13	12/30/13
Loyola Chicago	0-1	3/15/18	3/15/18
Marquette	0-1	3/28/13	3/28/13
Maryland	2-2	2/1/12	1/29/14
Massachusetts	2-0	12/3/11	12/1/12
Memphis	0-1	12/6/11	12/6/11

SCHOOL	REC.	FIRST MTG.	LAST
Michigan State	1-0	11/28/12	11/28/12
Middle Tennessee	1-0	12/25/17	12/25/17
Minnesota	1-1	3/19/12	11/29/17
Mississippi State	1-0	11/19/15	11/19/15
Missouri State	1-0	11/21/19	11/21/19
Navy	1-0	11/12/17	11/12/17
Nebraska	1-1	12/4/13	12/1/15
New Mexico State	0-1	12/23/17	12/23/17
Norfolk State	1-0	2/1/14	2/1/14
NC Central	1-0	3/17/15	3/17/15
UNCG	1-0	1/2/12	1/2/12
North Florida	4-0	11/19/11	11/29/20
Northeastern	0-1	11/27/15	11/27/15
Ole Miss	0-1	11/25/11	11/25/11
Pacific	1-0	3/22/13	3/22/13
Pennsylvania	1-1	12/4/18	12/4/18
Princeton	2-0	12/29/15	12/2/17
Providence	0-1	12/22/14	12/22/14
Purdue	1-1	11/29/11	12/8/20
Quinnipiac	1-0	11/16/19	11/16/19
Richmond	1-0	3/24/15	3/24/15
Rutgers	2-1	11/15/11	11/28/18
Savannah State	2-0	12/19/13	12/8/14
Seton Hall	0-1	11/25/18	11/25/18
South Alabama	1-0	11/28/14	11/28/14
South Carolina State	1-0	12/6/16	12/6/16
Stanford	1-1	4/2/15	11/24/16
Stephen F. Austin	1-0	11/13/18	11/13/18
Stetson	2-0	11/9/12	12/4/20
St. Francis Brooklyn	0-1	11/8/13	11/8/12
Temple	2-0	3/31/15	12/17/19
Tennessee Tech	1-0	11/11/11	11/11/11
UT Rio Grande Valley	1-0	11/13/16	11/13/16
Texas Southern	1-0	11/14/13	11/14/13
Utah	1-0	11/20/15	11/20/15
Valparaiso	1-0	3/14/12	3/14/12
Villanova	0-1	3/24/16	3/24/16
West Virginia	0-1	12/10/11	12/10/11
Western Carolina	1-0	11/11/16	11/11/16
Wichita State	1-0	3/19/16	3/19/16
Wofford	1-0	12/3/16	12/3/16
Yale	0-1	12/1/18	12/1/18

CAREER MILESTONE VICTORIES

#	Date	Opponent	Score	School
50	2/10/88	Miami (Ohio)	65-59	Bowling Green
100	2/23/91	Kent State	84-57	Bowling Green
150	12/22/94	at Ohio State	59-50	Bowling Green
200	12/27/97	Northeastern	66-60	George Mason
250	12/20/00	Coastal Carolina	81-65	George Mason
300	12/2/03	East Carolina	76-65	George Mason
350	1/26/06	William & Mary	81-58	George Mason
400	2/27/08	William & Mary	68-59	George Mason
450	12/8/10	Loyola (Md.)	66-52	George Mason
500	1/5/13	Georgia Tech	62-49	Miami
550	1/24/15	at Syracuse	66-62	Miami
600	1/14/16	at Pittsburgh	72-46	Miami
650	12/2/19	at Illinois	81-79	Miami

MIAMI MILESTONE VICTORIES

#	Date	Opponent	Score
50	11/11/13	Georgia Southern	81-80 (OT)
100	12/19/15	College of Charleston	85-63
150	12/25/17	vs. Middle Tennessee	84-81
200	3/10/21	vs. Clemson	67-64



CHRIS CAPUTO

Associate Head Coach | 11th Season at Miami (20th Overall)

PERSONAL

Hometown Elmhurst, N.Y.
Education Westfield State, 2002
 Bachelor's: finance & economics
Family Wife: Julie
 Daughters: Lily and Charlotte

COACHING EXPERIENCE

Miami
 Associate Head Coach, 2015-present
 Assistant, 2011-15
George Mason
 Assistant, 2005-11
 Video Coord./Adm Asst., 2002-05

NCAA APPEARANCES

2006 - George Mason (Final Four)
 2008 - George Mason
 2011 - George Mason
 2013 - Miami (Sweet 16)
 2016 - Miami (Sweet 16)
 2017 - Miami
 2018 - Miami

NIT APPEARANCES

2004 - George Mason
 2009 - George Mason
 2012 - Miami
 2015 - Miami (Runner-Up)

PLAYING EXPERIENCE

Westfield State, 1998-2002

HONORS

- Top-five ACC assistant as voted by his peers, Stadium, 2020
- Top-50 high-major assistant, Silver Waves Media, 2020
- Top-10 assistant coach on the rise, Yardbarker, 2019
- Third-most likely assistant to be coaching star, CBS Sports, 2017
- Chris Caputo Day in the City of Coral Gables, Feb. 24, 2015
- Top-20 assistant ready for a HC job, Sports Illustrated, 2014
- Top-25 non-BCS assistant, HoopScoop.com, 2008

PROMINENT PLAYERS COACHED

Bruce Brown Jr. - Miami
 Shane Larkin - Miami
 Dewan Hernandez - Miami
 Sheldon Mac - Miami
 Trey McKinney Jones - Miami
 Davon Reed - Miami
 Durand Scott - Miami
 Lonnie Walker IV - Miami
 Luke Hancock - George Mason

Chris Caputo is in his 11th season with the Hurricanes and his 20th year on head coach Jim Larrañaga's staff in 2020-21. He has worked 16 prior seasons as an assistant, with his primary responsibilities including recruiting and scouting the opposition. In May 2015, Caputo was elevated to associate head coach at Miami and also took on the role as the team's defensive coordinator.

In his 10 seasons at The U, Caputo has coached the Hurricanes to six postseason berths, four NCAA appearances and two Sweet 16 nods. He helped Miami claim the 2013 ACC regular season and ACC Tournament titles, as well as earn a spot in the 2015 NIT title game. During Caputo's tenure, the Hurricanes have three 25-win seasons and achieved a national ranking as high as No. 2.

Under Caputo's tutelage, Miami was one of just two ACC schools, along with Duke, to have a player selected in the NBA Draft each year from 2016-19, with Dewan Hernandez (formerly Huell) the most recent.

In back-to-back seasons, he helped Miami secure a top-15 recruiting class, beginning with the 2016 haul of McDonald's All-American Dewan Huell, Jordan Brand Classic All-American Bruce Brown Jr., Dejan Vasiljevic and Rodney Miller. For the 2017-18 campaign, Caputo helped ink three ESPN Top 100 players in McDonald's All-American and Jordan Brand Classic All-American guard Lonnie Walker IV (No. 13), guard Chris Lykes (48) and forward Deng Gak (94). Sam Waardenburg also joined the class in the spring of 2017. This group was top-10 by 247Sports, ESPN and Scout.

Miami went 22-10 in 2017-18, reaching the NCAA Tournament for the third straight season, matching a program record. After finishing 11-7 and tying for third place in league play, the Hurricanes earned the No. 6 seed in the NCAA South Regional. Walker and Brown each were selected in the NBA Draft following the season, as Walker was a first-round pick (No. 18 overall), while Brown went No. 42.

For the third straight season, Miami sold out its season ticket allotment at the Watsco Center. The 2015-16 season was the first time in Miami

Hurricanes history that any team sold out of season tickets.

In that 2015-16 campaign, Caputo coached the Hurricanes to a tie for second in the ACC standings and an appearance in the NCAA Sweet 16. Miami earned a No. 3 seed in the Big Dance and ended the season ranked No. 10 by the Associated Press and No. 8 in the USA Today Coaches Poll. The Canes' 27 overall wins were the second-most in school history and 13 ACC wins were highlighted by a perfect 9-0 league mark at home.

During the 2012-13 campaign, Caputo and the Hurricanes posted a historic year, winning the ACC regular season and tournament title, then playing in the Sweet 16 after earning a No. 2 seed in the NCAA Tournament. Miami was ranked as high as No. 2 in the country, winning 29 total games, including 15 in ACC play. He helped lead Miami to four 20+ point wins over ACC opponents, including a 27-point rout of No. 1 Duke and victories against North Carolina (+26), Florida State (+24) and Boston College (+22).

Before his arrival at Miami in 2011, Caputo played a major role in George Mason's run to the Final Four in 2006, putting together scouting reports to prepare the Patriots as they played nationally-ranked teams and future NBA players in nearly every round.

He also helped lead the Patriots to the postseason for a Mason-record four straight seasons, including NCAA berths in 2008 and 2011.

Prior to becoming an assistant coach, Caputo worked on Larrañaga's staff as the video coordinator and administrative assistant for three years.

A native of Elmhurst, N.Y., Caputo is a 2002 graduate of Westfield (Mass.) State University with a degree in finance and economics. He was a four-year letter winner as a point guard for the Division III Owls, and served as captain and earned the team's Outstanding Contributor Award as a senior. A 1998 graduate of Archbishop Molloy High School - Larrañaga's alma mater - Caputo, too, played for legendary head coach Jack Curran.

Caputo and his wife, Julie, have two daughters, Lily and Charlotte.



BILL COURTNEY

Assistant Coach | Third Season at Miami (26th Overall)

COACHES & STAFF

PERSONAL

Hometown Alexandria, Va.

Education Bucknell, 1992

Bachelor's: education

Family Wife: Gina
Sons Billy, Derek

COACHING EXPERIENCE

Miami

Assistant, 2019-present

DePaul

Assistant, 2017-19

Cornell

Head Coach, 2010-16

Virginia Tech

Assistant, 2009-10

Virginia

Assistant, 2006-09

Providence

Assistant, 2005-06

George Mason

Assistant, 1997-2005

Bowling Green

Assistant, 1996-97

American

Assistant, 1995-96

NCAA APPEARANCES

1999 - George Mason

2001 - George Mason

2007 - Virginia

NIT APPEARANCES

1997 - Bowling Green

2002 - George Mason

2004 - George Mason

2010 - Virginia Tech

CBI APPEARANCES

2008 - Virginia (Semifinals)

2019 - DePaul (Runner-Up)

PROMINENT PLAYERS COACHED

Antonio Daniels - Bowling Green

Malcolm Delaney - Virginia Tech

George Evans - George Mason

Herbert Hill - Providence

Shonn Miller - Cornell

Jason Miskiri - George Mason

Mike Scott - Virginia

Sean Singletary - Virginia

Max Strus - DePaul

PLAYING EXPERIENCE

Bucknell, 1988-92

Philadelphia Spirit, 1992

Sumtex (China), 1993

Eagles (Philippines), 1993

Seapower (China), 1994

Bill Courtney is in his third season serving as an assistant coach at the University of Miami. This is Courtney's second stint on Jim Larrañaga's coaching staff, as he worked under Larrañaga as an assistant from 1996-2005 at Bowling Green and George Mason.

In his first year in Coral Gables, Fla., Courtney helped Miami sign a pair of consensus top-100 recruits in the class of 2020. He followed that up by aiding the Hurricanes in their successful recruitment of three top-150 prospects in the class of 2021.

Courtney has a quarter-century of college coaching experience, both as an assistant and a head coach. Before coming to Miami, Courtney most recently worked for two years as an assistant coach at DePaul. During his time under Larrañaga at George Mason, Courtney was largely credited with recruiting the core of players that helped the Patriots to the 2006 NCAA Final Four. He spent eight seasons as an assistant and associate head coach (1997-2005) with the Patriots, aiding the program to two regular season CAA titles and four postseason bids, including trips to the NCAA Tournament in 1999 and 2001.

After working as an assistant coach from 1995-2010, Courtney served as the head coach at Cornell from 2010-16. He has been part of four conference championship teams during his coaching career, including the 2006-07 Virginia squad that won the ACC regular season title and advanced to the second round of the NCAA Tournament.

Courtney has racked up nine postseason appearances during his coaching career, including three NCAA Tournaments, four NITs and two CBI appearances. He has

served as an assistant at American (1995-96), Bowling Green (1996-97), George Mason (1997-2005), Providence (2005-06), Virginia (2006-09), Virginia Tech (2009-10) and DePaul (2017-19).

Courtney played professionally for the Philadelphia Spirit of the United States Basketball League (USBL) and for the Milwaukee Bucks' NBA Summer League team in 1992. He then spent two years playing professional basketball in Hong Kong. He earned the league's most valuable player award and collected the 1993 Asian All-Star Game MVP Award. Courtney also played in the Philippines for one season.

Courtney earned First Team All-Patriot League accolades during his junior and senior seasons, serving as team captain both years. As a junior in 1990-91, he totaled 619 points to set a single-season school record that stood for 22 years until NBA second-round pick Mike Muscala broke it in 2013. That mark still ranks third in Bison history, while his 1,499 career still check in at No. 12 all-time.

A native of Alexandria, Va., Courtney earned a bachelor's degree in education from Bucknell in 1992 and was named to the Bucknell Athletics Hall of Fame in 2007.

Courtney and his wife, Gina, have two sons, Billy and Derek.



DJ IRVING

Assistant Coach | First Season at Miami (first overall)

PERSONAL

Hometown Chester, Pa.

Education Boston Univ., 2014
Bachelor's: sociology

Family Wife: Rebecca

COACHING EXPERIENCE

Miami

Assistant Coach, 2021-present

Boston University

Special Assistant to HC, 2016-17

Penn State

Graduate Assistant, 2014-15

PROMINENT PLAYERS COACHED

Tony Carr - Penn State

Max Mahoney - Boston University

Josh Reaves - Penn State

Lamar Stevens - Penn State

University of Miami head men's basketball coach Jim Larrañaga named DJ Irving an assistant coach in April 2021. A former two-year captain at Boston University, Irving came to Coral Gables, Fla., from Roman Catholic High School in Philadelphia.

In October 2018, Irving joined the coaching staff of the storied prep program that has produced numerous NBA players, including Rasual Butler and Brad Wanamaker. For three seasons, Irving was the assistant varsity coach and head freshman coach.

Irving's duties at Roman Catholic included scouting varsity opponents and player development. He aided the Cahillites to the Philadelphia Catholic League championship game each year, including winning the crown in 2019.

In addition, Irving worked with Team Final—the AAU program former Miami standouts Ja'Quan Newton, Davon Reed and Lonnie Walker IV played for—over the past year before coming to The U. Most recently, in the spring of 2021, he served as the assistant coach of the U15 team.

Prior to his time at Roman Catholic, Irving spent the 2017-18 season as a professional player in Cadiz, Spain, with Union Linense Baloncesto. He led the team in scoring, assists and steals while serving as the captain of a mostly Spanish-speaking roster, helping his team place second in the division.

The previous year, Irving served as the special assistant to the head coach at his alma mater. Irving held that role during the 2016-17 campaign for BU head coach Joe Jones, aiding

the Terriers to an 18-14 mark and a second-place finish in the Patriot League.

Irving got his start in the collegiate ranks immediately following the conclusion of his collegiate career. He served as a graduate assistant at Penn State during the 2014-15 season, helping the Nittany Lions to an 18-16 record, good for their most wins in four years.

Irving excelled as a collegian at BU, where he started 120 games in his four-year career. The two-time All-America East honoree and one-time All-Patriot League designee averaged 11.4 points, 3.1 rebounds, 3.7 assists and 1.1 steals per game as a Terrier. He finished his tenure with 1,456 total points, one of his numerous top-10 marks in the school's all-time record books.

BU compiled a 78-54 record during Irving's career, including logging a stellar 50-16 mark in conference action and winning the 2014 Patriot League regular season title. Three times, Irving helped the Terriers reach the postseason, headlined by a berth in the 2011 NCAA Tournament.

A native of Chester, Pa., Irving was a two-time PIAA First Team All-State selection at Archbishop Carroll High School in Radnor, Pa. He graduated from Boston University in 2014 with a degree in sociology.



JEFF DYER

Director of Operations | Fifth Season (first as DOBO)



COACHES & STAFF

PERSONAL

Hometown Hillsborough, N.J.

Education Delaware, 2014
Bachelor's: health & physical education

Miami, 2016

Master's: sport administration

Family Fiancée: Nicole

COACHING EXPERIENCE

Miami

Director of Ops, 2021-present
Assoc. Director of Ops, 2017-21

Bowling Green

Video Coordinator, 2016-17

Miami

Graduate Assistant, 2014-16

NCAA APPEARANCES

2016 - Miami

2018 - Miami

NIT APPEARANCES

2015 - Miami

Jeff Dyer is in his first season as Miami's director of basketball operations in 2021-22. He earned a promotion to his current position in October 2021 after serving as the Hurricanes' associate director of basketball operations for four seasons, 2017-21. Dyer also worked as a Miami graduate assistant from 2014-16.

Dyer aids head coach Jim Larrañaga in numerous capacities and his day-to-day responsibilities feature a variety of different roles. Included are managing budgets, speaking engagements, community service and team travel, plus overseeing support staff and equipment. Dyer also assists with on-campus recruiting and is a staff liaison to numerous areas within the athletics department, including academics, communications, compliance, facilities, marketing and ticketing.

Over his four seasons as associate director of basketball operations, Dyer organized opponent film into scout edits, aided with the creation of scouting reports, managed film exchange, assisted with scheduling, helped run camps and hired graduate assistants. In 2018, his first year in that role, the Hurricanes earned a third-place finish in the ACC, posting a 22-10 (11-7 ACC) record and reaching the NCAA Tournament.

Between his two stints with the Hurricanes, Dyer served as the video coordinator for Bowling Green State University in 2016-17, working under former Miami assistant Michael Huger. At BGSU, Dyer was in charge of the editing and exchange of both highlight and game files, as well as the filming of daily practices and games, among other duties.

While earning his master's degree in sports administration at Miami, Dyer aided in film breakdown for opponent scouting, facilitated the set-up and break-down of practice, worked on analytics spreadsheets and coordinated with the academic office to ensure that the players were on track academically. His efforts as a graduate assistant helped Miami reach the NIT title game in 2015 and the NCAA Tournament Sweet 16 in 2016, as the Hurricanes compiled a 52-21 ledger during that two-year stretch.

The Hillsborough, N.J., native also served as the associate camp director of the Jim Larrañaga Basketball Camps in 2015. Additionally, Dyer provided assistance for NBA practices with teams such as the Oklahoma City Thunder, Cleveland Cavaliers, Houston Rockets, Milwaukee Bucks and others.

A 2014 graduate of the University of Delaware, Dyer majored in health and physical education, while minoring in coaching science. Throughout his four years at Delaware, he was as a student manager for the men's basketball program, working under Monté Ross, the 2014 CAA Coach of the Year.

During his final year at Delaware, 2013-14, Dyer served as the head student manager. That year, the Blue Hens went 25-10, swept the CAA titles and played in the NCAA Tournament.

Dyer resides in Coconut Grove, Fla., with his fiancée, Nicole.



JOE GIMBEL

Associate Director of Operations | First Season

Joe Gimbel joined the University of Miami men's basketball staff in October 2021 as the associate director of basketball operations.

In his capacity with the Hurricanes, Gimbel handles many of the program's video-related responsibilities. That includes organizing opponent film into scout edits, aiding with the creation of scouting reports and managing film exchange. Gimbel also helps with running camps and scheduling, among other duties.

Before coming to Miami, Gimbel served as an assistant coach at Washington College, a Division III school in Chestertown, Md., for the first nine months of 2021. There, as the lone assistant on staff, he played a role in on-court coaching, recruiting and film breakdown. He also assisted with logistics and operations for the Shoremen.


From June 2018 through May 2020, Gimbel worked at his alma mater, Temple University, as a graduate assistant. His role within the program—

first under the legendary Fran Dunphy and then under ex-NBA standout Aaron McKie—included, as permissible, assisting coaches with on-court instruction, as well as aiding with film review and overseeing student managers.

The preceding four years, Gimbel served as a student manager for the Owls, all under Dunphy. Gimbel aided the coaching staff with logistics, facility upkeep and, as permissible, on-court work. Gimbel has worked both the Fran Dunphy Basketball Camp and the University of Pennsylvania Day Camp, handling various roles such as fundamentals instruction, coordinating operations and officiating.

The Philadelphia native has also served as a runner for the Hoop Group at multiple camps, as well as for the Under Armour Association at its AAU Finals. His duties included filming games and maintaining facilities.

Gimbel graduated from Temple in 2018 with a degree in sports & recreation management. He added a master's degree in sports business from the school in 2020. Gimbel also earned a HarvardX Certificate in exercising leadership in July 2020.



SAM JOHNSON

Athletic Trainer | First Season

Sam Johnson joined the University of Miami in May 2021 as an assistant athletic trainer and works with the Hurricane men's basketball team.

Before coming to Coral Gables, Fla., Johnson spent three years at James Madison University, where he served as the athletic trainer for the Dukes' men's basketball team and as the clinical preceptor for undergraduate athletic training students. During his final season there, in 2020-21, he aided the Dukes to a share of the Colonial Athletic Association regular season title.

Johnson spent the 2017-18 school year at William & Mary, working with the men's basketball and track & field teams.

In 2016-17, he did a year-long fellowship at the University of Michigan, serving as the primary athletic trainer for the Wolverines' women's rowing team, as well as completing courses on muscle

energy technique applicable to the entire spine and rib cage.

While working towards a master's degree at Georgia Southern University, Johnson spent the 2014-15 and 2015-16 seasons as a graduate athletic trainer for the Eagles. He worked with the women's volleyball team his second year, after aiding with men's basketball and women's rifle his first.

Johnson earned his master's degree in kinesiology with a post-professional athletic training emphasis from Georgia Southern in 2016. He received a bachelor's degree in athletic training, with a minor in business, from Grand Valley State in 2014.

A native of Muskegon, Mich., Johnson holds numerous certifications, including in dry needling, blood flow restriction rehabilitation, cupping and Kinesio Tape. He is a member of the National Athletic Trainers' Association and served as the public relations committee chair of the Virginia Athletic Trainers' Association for nearly two years.



PHIL BAIER

Strength & Conditioning Coach | Third Season

COACHES & STAFF

Phil Baier came to the University of Miami as an assistant strength coach in September 2019. He serves as the strength & conditioning coach

for the Hurricanes' men's basketball team.

Baier joined the Hurricanes after two years at the University of North Texas, where he worked with the school's men's basketball and women's volleyball teams.

The Mean Green reached the 20-win mark in both of Baier's seasons with basketball, notching 41 total victories and claiming the 2018 CBI championship. He also aided the volleyball program to 48 triumphs in two years, including a 29-4 campaign in 2017 that featured a C-USA regular season title.

Prior to his time in Denton, Texas, Baier spent two years at Arkansas State. There, he primarily worked with men's basketball, men's track and field, women's track and field, cheerleading and dance, while helping with football. The Red Wolves won two Sun Belt titles in football and one in men's outdoor track and field while Baier was there.

Baier did his graduate studies at Southeast Missouri State University, pursuing a master's degree in higher education administration with an emphasis in athletic administration. While there, he worked with men's basketball, women's basketball, football and women's tennis.

In addition, Baier was a strength & conditioning intern at the University of Southern California in the spring of 2013, primarily working with women's crew, while aiding with 10 additional programs, including baseball and women's basketball.

The prior summer, Baier interned at Harvard University, helping with eight sports, including men's basketball, football and men's ice hockey.

A 2013 graduate of Springfield College, Baier received his bachelor's degree in applied exercise science with a minor in coaching. He earned four varsity letters as a wide receiver and garnered all-conference honorable mention as a senior.

Baier, a native of Braintree, Mass., holds certifications from both the Collegiate Strength and Conditioning Coaches Association and the American Red Cross. He resides in South Miami, Fla., with his fiancée, Jenna, and their two dogs, Atlas and Ross.

ADDITIONAL BASKETBALL STAFF



Reggie Bouchard
Administrative Assistant
to Coach Larrañaga



Monica Mengotti
Coordinator of Operations



Mike Beovides
Graduate Assistant



Jimmy Polisi
Graduate Assistant



Josh Spainhour
Graduate Assistant



Luke Testani
Graduate Assistant



Jack Walker
Graduate Assistant



Harrison Miller
Head Student Manager



Henry Adams
Asst. Head Student Manager



Isi Beraja
Asst. Head Student Manager



SUPPORT STAFF


COACHES & STAFF



Marlon Clarke
Director
Event Experience



Heather de la Osa
Assistant AD
Academic Services



Dr. Eric Goldstein
Sports Psychologist



Holdyn Halperin
Assistant AD
Ticket Operations




Ray Lopez
Manager
Information Technology



Tessa Mortensen
Associate Director
Digital Strategy




Kevin Ortiz
Senior Graphic Designer



David Paula
Athletics Video Producer



Tom Ponietowicz
Associate AD
Facilities & Operations




Kaylie Shannon
Assistant AD
Video & Game Production



Julia Rapicavoli
Director of Rehabilitation



Alex Schwartz
Director
Communications



Jason Weinzirl
Associate Director
Ticket Operations



Joe Zagacki
WQAM Radio;
Voice of the Hurricanes



HURRICANES

Photo Roster	34-36
Harlond Beverly.....	37-39
Deng Gak.....	40-42
Filippos Gkogkos	43-44
Bensley Joseph.....	45
Kameron McGusty.....	46-50
Jordan Miller	51-53
Rodney Miller Jr.....	54-57
Charlie Moore	58-62
Thomas Oosterbroek	63
Wooga Poplar.....	64
Jakai Robinson.....	65
Sam Waardenburg.....	66-69
Anthony Walker	70-72
Isaiah Wong	73-75

21 22

MEDIA GUIDE





PHOTO ROSTER



#1
ANTHONY WALKER
3YR SO. | F | 6-9 | 215
BALTIMORE, MD.
BREWSTER ACADEMY (N.H.)



#2
ISAIAH WONG
3YR SO. | G | 6-3 | 185
PISCATAWAY, N.J.
MONSIGNOR BONNER (PA.)



#3
CHARLIE MOORE
6YR R-SR. | G | 5-11 | 175
CHICAGO, ILL.
DePAUL / KANSAS / CAL



#4
BENSLEY JOSEPH
1YR FR. | G | 6-1 | 195
ARLINGTON, MASS. | PUTNAM
SCIENCE ACADEMY (CONN.)



#5
HARLOND BEVERLY
3YR SO. | G | 6-5 | 195
DETROIT, MICH.
MONTVERDE ACADEMY (FLA.)



#10
FILIPPOS GKOGKOS
3YR SO. | G | 6-3 | 195
ATHENS, GREECE
IINT'L SCHOOL OF BUCHAREST



#11
JORDAN MILLER
4YR JR. | G | 6-7 | 195
MIDDLEBURG, VA.
GEORGE MASON

PHOTO ROSTER



**#13
JAKAI ROBINSON**
1YR FR. | G | 6-4 | 200
OSSINING, N.Y. | ROCK CREEK
CHRISTIAN ACADEMY (MD.)



**#14
RODNEY MILLER JR.**
6YR R-SR. | C | 7-0 | 235
LAURELTON, N.Y.
OAK HILL ACADEMY (VA.)



**#21
SAM WAARDENBURG**
6YR R-SR. | F | 6-10 | 225
AUCKLAND, NEW ZEALAND
RANGITOTO COLLEGE



**#22
DENG GAK**
R-JR. | F | 6-11 | 220
SYDNEY, AUSTRALIA
BLAIR ACADEMY (N.J.)



**#23
KAMERON MCGUSTY**
6YR R-SR. | G | 6-5 | 190
KATY, TEXAS
OKLAHOMA



**#32
THOMAS OOSTERBROEK**
1YR FR. | F | 6-7 | 235
AMSTERDAM, NETHERLANDS
BRENTWOOD SCHOOL



**#55
WOOGA POPLAR**
1YR FR. | G | 6-5 | 195
PHILADELPHIA, PA. | MATH,
CIVICS AND SCIENCES CHARTER



PHOTO ROSTER



JIM LARRAÑAGA
HEAD COACH
11TH SEASON



CHRIS CAPUTO
ASSOCIATE HEAD COACH
11TH SEASON




BILL COURTNEY
ASSISTANT COACH
THIRD SEASON



DJ IRVING
ASSISTANT COACH
FIRST SEASON



JEFF DYER
DIRECTOR OF OPS
FIFTH SEASON (first as DOBO)



JOE GIMBEL
ASSOC. DIRECTOR OF OPS
FIRST SEASON



SAM JOHNSON
ATHLETIC TRAINER
FIRST SEASON



PHIL BAIER
STRENGTH & COND. COACH
THIRD SEASON

HURRICANES



5

HARLOND BEVERLY

THIRD-YEAR SOPHOMORE

6-5 • 195 • GUARD

DETROIT, MICH.

MONTVERDE ACADEMY (FLA.)

As a Sophomore (2020-21): Season did not count towards eligibility due to COVID-19 pandemic ... Played in 19 games, starting 15, before missing the final eight contests due to a lingering back injury ... Averaged 6.7 points, 4.5 rebounds, 3.3 assists and 1.5 steals per game ... Paced the Hurricanes in both assists and steals average, as well as ranked fifth in rebounding ... One of four Power Five players in the nation to average 4.5 rebounds, 3.3 assists and 1.5 steals per game, alongside Oklahoma State's Cade Cunningham, Alabama's Herb Jones and Kansas' Marcus Garrett ... Posted the most single-game assists (nine) by a Hurricane since Chris Lykes on 3/8/19 ... If eligible, would have placed sixth in the ACC in steals per game and No. 12 in assists per game ... Finished No. 15 in ACC-only play with 2.93 assists per game ... Tallied double-digit points four times, five-plus rebounds on six occasions, five-plus assists in four outings and multiple steals 10 times, as well as notched one double-double ... Led Miami in assists in a team-best 10 outings, in steals on a co-team-high seven occasions and in both rebounding and blocks thrice ... Recorded Miami's top single-game assist mark (nine) ... Compiled his first double-double with an 11-point, career-high 11-rebound outing in the season opener against North Florida (11/29), adding three steals ... Grabbed eight boards versus Stetson (12/4) ... Entered the starting lineup for the win over Purdue (12/8), notching nine points, nine rebounds, six assists, four steals and two blocks ... Totaled nine points, five rebounds, four assists and two steals against FGCU (12/12) ... Finished with a season-high 14 points, nine rebounds, six assists

and two steals, connecting on two 3-pointers, at No. 24/RV Virginia Tech (12/29) ... Scored 10 points and shot 2-of-3 from deep against Clemson (1/2) ... Posted nine points versus North Carolina (1/5) ... Amassed 10 points and five boards at Boston College (1/12) ... Dished out a career-best nine assists at Wake Forest (1/30) ... Scored eight points in the win over Duke (2/1).

As a Freshman (2019-20): One of three Hurricanes to play in all 31 games, earning five starts ... Averaged 7.2 points, 2.3 rebounds and 2.3 assists, second on the team, across 19.9 minutes per game ... Seventh of eight Miami freshmen (six true) with a 20-point game in the ACC era, including the first since Lonnie Walker IV on 1/27/18 ... Tied for the fifth-most minutes (40) in a contest by a Miami freshman in the ACC era ... First Miami freshman with a five-assist game since Chris Lykes on 1/31/18 ... Amassed three of the team's six, six-assist games and tied for the second-most made free throws (eight) in a contest by a Hurricane ... Logged double-digit points nine times, five-plus rebounds in three appearances and multiple steals on five occasions, while playing 30-plus minutes in four affairs ... Led Miami with four five-assist performances and with 71 total assists ... Paced the Hurricanes twice each in scoring and rebounding ... Scored nine points against fifth-ranked Louisville (11/5) in his college debut ... Notched 14 points and four assists versus Florida Atlantic (11/8), finishing 6-of-9 from the floor and 2-of-3 beyond the arc ... Posted 15 points on 6-of-11 shooting, adding four assists, in his first road game, a win at UCF (11/12)



... Notched 10 points and went 2-of-4 from deep against Quinnipiac (11/16) ... Scored 12 points and went 6-of-8 at the line versus Alabama A&M (12/14) ... Dished out a season-best six assists versus Coppin State (12/21) ... Limited to three minutes at No. 13/11 Louisville (1/7) due to upper back spasms ... Posted five assists and a season-high two blocks against Pittsburgh (1/12) ... Scored nine points in 35 minutes in his first start, a road affair at North Carolina (1/25) ... Tallied 13 points, including six in the final 42 seconds, plus tied season highs in both assists (six) and steals (three), against Virginia Tech (1/28) in his first home start ... Logged 11 points and five boards in 35 minutes at Pittsburgh (2/2) ... Scored a season-high 20 points against NC State (2/5), finishing 7-of-12 from the floor and 5-of-6 at the line while playing all 40 minutes, also setting season bests in made field goals and minutes ... Scored 14 points at eighth-ranked Florida State (2/8), setting season highs in free throws made (eight) and attempted (10) ... Stuffed the stat sheet with nine points, a season-high seven rebounds, a season-high-tying six assists and two steals against Boston College (2/12), while making all of his shots from the field and the line ... Compiled 12 points on 6-of-12 shooting and a co-season-high six steals at Notre Dame (2/23).

High School: Graduated from Montverde Academy (Fla.) ... Consensus four-star recruit ... Tabbed as the No. 42 prospect nationally by Rivals, including ninth among shooting guards ... Ranked No. 69 in the country by 247Sports and No. 55 by ESPN ... Averaged 14.0 points per game in his lone

year at Montverde, aiding the team to a 22-3 record and a No. 4 spot in the *USA TODAY* Super 25 Expert Rankings ... Scored a team-high 23 points in the GEICO Nationals semifinals against national champion IMG Academy ... Led Southfield Christian (Mich.) to the Class D state championship during his junior season, tallying 23 points, seven rebounds, four assists, eight blocks and six steals in the title game ... Earned Associated Press Class D Player of the Year honors after averaging 16 points, six rebounds, six assists and three steals per game ... Helped his team to the Class D semifinals as a sophomore ... Attended University of Detroit Jesuit as a freshman and scored 51 points in a junior varsity game ... Former Montverde basketball players include Precious Achiuwa, RJ Barrett, Joel Embiid, Luc Richard Mbah a Moute, D'Angelo Russell and Ben Simmons ... Roommate of Achiuwa, now with the Toronto Raptors, during their year together at Montverde.

Personal: Full name is Harlond Terrill Beverly ... Goes by "H" ... Born May 31, 2001 ... Parents are Clayton and Rebecca Holmes ... Father works for an energy company and mother works in a senior citizen community ... Has a younger sister, Madison ... First cousin once removed is Jon Berti of the Miami Marlins ... Majoring in sport administration with a minor in sociology ... Favorite athlete is CJ McCollum ... Best sports memory is playing in the 2019 GEICO Nationals ... Committed to Miami over Georgia, Indiana, Kansas and Michigan State.

BEVERLY CAREER STATISTICS													3-Point			Free Throws			Rebounds			Scoring				
Season	GP	GS	Min.	Avg.	FG	FGA	Pct.	FG	FGA	Pct.	FT	FTA	Pct.	Off.	Def.	Tot.	Avg.	PF	FO	Ast.	TO	Blk	Stl	Pts.	Avg.	
2019-20	31	5	617	19.9	85	210	.405	14	64	.219	40	54	.741	11	60	71	2.3	48	0	71	69	6	21	224	7.2	
2020-21	19	15	545	28.7	51	154	.331	7	47	.149	19	47	.404	6	80	86	4.5	32	0	62	52	6	29	128	6.7	
Total	50	20	1162	23.2	136	364	.374	21	111	.189	59	101	.584	17	140	157	3.1	80	0	133	121	12	50	352	7.0	

2020-21	GS	Min	FG	3FG	FT	O-D-T	Avg	PF	FO	A	TO	Blk	Stl	Pts	Avg
North Florida	21	4-7	1-1	2-9	1-10-11	11.0	2	0	2	5	0	3	11	11.0	
Stetson	24	0-5	0-2	5-6	0-8-8	9.5	3	0	6	3	0	0	5	8.0	
Purdue	* 35	4-9	0-3	1-3	1-8-9	9.3	2	0	6	4	2	4	9	8.3	
FGCU	* 39	4-13	0-5	1-2	0-5-5	8.3	3	0	4	3	0	2	9	8.5	
Pittsburgh	* 35	3-11	1-5	2-8	0-4-4	7.4	1	0	3	7	0	1	9	8.6	
Jacksonville	* 27	2-7	1-5	0-0	2-2-4	6.8	4	0	3	1	0	1	5	8.0	
at Va. Tech	* 30	6-13	2-4	0-0	1-8-9	7.1	3	0	6	5	0	2	14	8.9	
Clemson	* 25	4-8	2-3	0-1	0-3-3	6.6	1	0	3	3	0	2	10	9.0	
N. Carolina	* 34	3-14	0-4	3-5	0-2-2	6.1	1	0	2	3	0	2	9	9.0	
at NC State	* 35	2-7	0-1	2-3	0-4-4	5.9	2	0	3	2	1	6	8.7		
at Boston Col.	* 35	5-8	0-1	0-0	0-5-5	5.8	1	0	2	0	0	0	10	8.8	
Louisville	* 38	2-8	0-2	1-2	0-4-4	5.7	1	0	2	1	0	1	5	8.5	
at Syracuse	* 17	1-5	0-2	1-2	1-2-3	5.5	0	0	3	6	0	2	3	8.1	
Notre Dame	19	0-3	0-1	0-0	0-1-1	5.1	1	0	2	2	0	1	0	7.5	
at Florida St.	* 27	2-8	0-4	1-2	0-3-3	5.0	2	0	0	3	0	1	5	7.3	
at Wake For.	* 34	2-6	0-1	0-2	0-3-3	4.9	3	0	9	2	0	2	4	7.1	
Duke	* 24	4-10	0-1	0-0	0-4-4	4.8	0	0	2	1	0	2	8	7.2	
Va. Tech	16	2-4	0-1	0-0	0-1-1	4.6	1	0	1	1	0	0	4	7.0	
at Notre Dame*	30	1-8	0-1	0-2	0-3-3	4.5	1	0	3	0	2	2	2	6.7	
Ga. Tech	DNP	(back)													
Florida St.	DNP	(back)													
at Clemson	DNP	(back)													
at Virginia	DNP	(back)													
Boston Col.	DNP	(back)													
vs. Pittsburgh	DNP	(back)													
vs. Clemson	DNP	(back)													
vs. Ga. Tech	DNP	(back)													
2019-20	GS	Min	FG	3FG	FT	O-D-T	Avg	PF	FO	A	TO	Blk	Stl	Pts	Avg
Louisville	22	4-11	1-4	0-0	0-1-1	1.0	2	0	2	0	2	0	1	9	9.0
Fla. Atlantic	28	6-9	2-3	0-2	0-3-3	2.0	1	0	4	2	0	1	14	11.5	
at UCF	25	6-11	1-2	2-4	0-1-1	1.7	0	0	4	2	0	0	15	12.7	
Quinnipiac	21	4-13	2-4	0-1	0-3-3	2.0	3	0	3	2	0	2	10	12.0	
vs. Missouri St.	13	1-4	0-1	4-4	0-1-1	1.8	1	0	1	2	0	0	6	10.8	
vs. Florida	13	0-3	0-2	2-2	1-1-2	1.8	2	0	1	2	0	0	2	9.3	
vs. UConn	17	3-6	1-1	0-0	0-3-3	2.0	4	0	3	3	0	0	7	9.0	
at Illinois	5	1-1	0-0	0-0	0-0-0	1.8	3	0	0	3	0	0	2	8.1	
Alabama A&M	26	3-6	0-1	6-8	2-2-4	2.0	2	0	3	1	1	0	12	8.6	
vs. Temple	15	3-7	0-1	0-0	0-0-0	1.8	0	0	1	2	0	1	6	8.3	
Coppin St.	20	1-3	1-1	0-0	0-4-4	2.0	1	0	6	1	0	1	3	7.8	
at Clemson	16	1-5	1-3	0-0	0-3-3	2.1	2	0	1	5	0	3	3	7.4	
Duke	19	3-6	0-1	0-0	1-0-1	2.0	1	0	1	3	1	0	6	7.3	
at Louisville	3	1-2	0-1	0-0	0-0-0	1.9	0	0	0	1	0	0	2	6.9	
Pittsburgh	18	3-5	0-2	0-0	0-1-1	1.8	3	0	5	3	2	1	6	6.9	
at NC State	18	3-7	0-2	0-0	0-0-0	1.7	2	0	0	3	1	0	6	6.8	
Florida St.	26	3-7	1-2	1-2	1-2-3	1.8	4	0	3	5	0	2	8	6.9	
at Duke	21	0-6	0-3	0-0	1-1-2	1.8	2	0	3	3	0	0	0	6.5	
at N. Carolina *	35	3-9	0-2	3-4	0-3-3	1.8	2	0	2	4	0	0	9	6.6	
Va. Tech *	31	4-8	1-1	4-4	0-4-4	2.0	2	0	6	4	0	3	13	7.0	
at Pittsburgh *	35	4-12	1-7	2-2	0-5-5	2.1	4	0	2	2	0	0	11	7.1	
NC State *	40	7-12	1-6	5-6	2-1-3	2.1	1	0	3	5	0	1	20	7.7	
at Florida St. *	28	3-13	0-2	8-10	1-1-2	2.1	1	0	1	3	0	1	14	8.0	
Boston Col.	26	3-3	1-1	2-2	0-7-7	2.3	1	0	6	5	0	2	9	8.0	
Wake For.	14	1-5	0-1	0-0	0-2-2	2.3	1	0	3	0	0	0	2	7.8	
at Va. Tech	9	0-0	0-0	0-0	0-1-1	2.3	0	0	2	0	0	0	0	7.5	
at Notre Dame	18	6-12	0-1	0-0	1-5-6	2.4	1	0	3	0	0	1	12	7.7	
at Ga. Tech	12	3-8	0-1	0-1	0-1-1	2.4	1	0	0	1	1	0	6	7.6	
Virginia	18	3-7	0-3	0-0	1-1-2	2.3	1	0	1	0	0	0	6	7.6	
Syracuse	21	2-9	0-5	1-2	0-2-2	2.3	0	0	1	1	0	1	5	7.5	
vs. Clemson	4	0-0	0-0	0-0	0-1-1	2.3	0	0	0	1	0	0	0	7.2	

BEVERLY'S CAREER HIGHS

Points

Career: 20 NC State, 2/5/20
ACC: 20 NC State, 2/5/20

Rebounds

Career: 11 North Florida, 11/29/20
ACC: 9 at Virginia Tech, 12/29/20

Assists

Career: 9 at Wake Forest, 1/30/21
ACC: 9 at Wake Forest, 1/30/21

Steals

Career: 4 Purdue, 12/8/20
ACC: 2x, last vs. Virginia Tech, 1/28/20

Blocked Shots

Career: 2 4x, last at Notre Dame, 2/14/21
ACC: 2 3x, last at Notre Dame, 2/14/21

Field Goals Made

Career: 7 NC State, 2/5/20
ACC: 7 NC State, 2/5/20

Field Goal Attempts

Career: 14 North Carolina, 1/5/21
ACC: 14 North Carolina, 1/5/21

3-Point Field Goals Made

Career: 2 4x, last vs. Clemson, 1/2/21
ACC: 2 2x, last vs. Clemson, 1/2/21

3-Point Field Goal Attempts

Career: 7 at Pittsburgh, 2/2/20
ACC: 7 at Pittsburgh, 2/2/20

Free Throws Made

Career: 8 at Florida State, 2/8/20
ACC: 8 at Florida State, 2/8/20

Free Throw Attempts

Career: 10 at Florida State, 2/8/20
ACC: 10 at Florida State, 2/8/20

Minutes

Career: 40 NC State, 2/5/20
ACC: 40 NC State, 2/5/20



22

DENG GAK**FIFTH-YEAR REDSHIRT JUNIOR****6-11 • 220 • FORWARD**

SYDNEY, AUSTRALIA

BLAIR ACADEMY (N.J.)

As a Redshirt Junior (2020-21):

Season did not count towards eligibility due to COVID-19 pandemic ... Played in 25 of 27 contests, earning two starts ... Averaged 2.2 points and 3.1 rebounds per game ... Logged 14 blocked shots, third-most on the team, and 19 offensive rebounds, good for fifth-most among Hurricanes ... Grabbed five-plus rebounds eight times, including in five of the final eight games ... Paced the team in blocks five times and in steals once ... Pulled down five rebounds to help Miami rally from a 20-point deficit and beat Purdue (12/8) ... Scored a career-high eight points on 4-of-4 shooting, a career best in makes, in his first ACC road game, at No. 24/RV Virginia Tech (12/29) ... Totaled five boards versus North Carolina (1/5) ... Did not play at Boston College (1/12) because of his left knee ... Amassed six points, a co-team-high five rebounds and a career-high three steals in 20 minutes against Notre Dame (1/24) ... Blocked two shots in 25 minutes of action at No. 16 Florida State (1/27) ... Earned the start at Wake Forest (1/30) and played a career-high 29 minutes, scoring seven points on 3-of-4 shooting, including connecting on his first collegiate 3-pointer ... In the victory over Duke (2/1), tallied six points on 3-of-4 shooting, as well as a career-best two assists ... Notched six boards in 27 minutes against Georgia Tech (2/20) ... Pulled down five rebounds

versus No. 11/9 Florida State (2/24) ... Started the regular season finale against Boston College (3/5) and grabbed five boards ... Compiled five rebounds in the first round of the ACC Tournament versus Pittsburgh (3/9) ... Grabbed five rebounds against Georgia Tech (3/11) in the ACC Tournament quarterfinals.

As a Redshirt Sophomore (2019-20):

Played in the first seven affairs of the season before suffering a season-ending right knee injury in practice ... Averaged 1.7 points and 2.0 rebounds in 12.0 minutes per game ... Returned to action in the season opener against fifth-ranked Louisville (11/5), recording two rebounds, two blocks and two steals ... Scored four points in the victory at UCF (11/12) ... Notched four points, a season-high four rebounds and two blocks against Quinnipiac (11/16) ... Scored four points in a matchup with his brother, Gorjok, of Florida (11/22) at the Charleston Classic ... Played a career-high 20 minutes against UConn (11/24) at the Charleston Classic in his final outing of the season.

As a Redshirt Freshman (2018-19):

Played in eight games, including making one start ... Suffered season-ending left knee injury on Dec. 1 against Yale ... Played at least 11 minutes off the bench in each of his eight games ... Recorded six rebounds and three blocks in 14

minutes of action in his Miami debut against Lehigh (11/9) ... Scored first college points in win over Stephen F. Austin (11/13) ... Made first college start against Yale (12/1), scored five points in season-high 19 minutes.

As a Freshman (2017-18): Redshirted and did not compete.

High School: Graduated from Blair Academy (N.J.) ... Member of the 2017 Jordan Brand Classic Regional Team ... Ranked No. 91 nationally by ESPN, including No. 16 among power forwards and first in New Jersey ... Joined former Miami teammate Dejan Vasiljevic on the Australian U19 team, averaging 4.0 points, 4.1 rebounds and 0.7 blocks for the Emus at the 2015 FIBA World Championship ... Played high school basketball at Australia's Centre of Excellence before attending Blair ...

Other Blair grads include NBA players Luol Deng, Charlie Villanueva and Royal Ivey ... Played on the AAU circuit for the PSA Cardinals ... Pangos All-American Camp Top 30 Cream of the Crop Game ... Committed to Miami over Connecticut, Florida and Kansas.

Personal: Born May 12, 1998, in Cairo ... Moved to Australia at three months old ... Of Dinka descent ... Older brother, Gorjok, plays for ERA Nymburk in the Czech Republic after spending one year at California Baptist and four at Florida ... Younger brother, Akoldah, plays for the Illawarra Hawks of the NBL ... Moved to New Jersey in the fall of 2015 to begin his career at Blair Academy ... Earned a bachelor's degree from Miami in May 2021 after majoring in sociology with a minor in sport administration ... Enrolled in Miami's liberal arts graduate program.

GAK CAREER STATISTICS													3-Point			Free Throws			Rebounds				Scoring			
Season	GP	GS	Min.	Avg.	FG	FGA	Pct.	FG	FGA	Pct.	FT	FTA	Pct.	Off.	Def.	Tot.	Avg.	PF	FO	Ast.	TO	Blk	Stl	Pts.	Avg.	
2017-18	DNP																									
2018-19	8	1	117	14.6	8	24	.333	0	1	.000	4	10	.400	16	17	33	4.1	15	0	5	3	9	1	20	2.5	
2019-20	7	0	84	12.0	5	8	.625	0	0	.000	2	6	.333	4	10	14	2.0	7	0	1	2	4	4	12	1.7	
2020-21	25	2	347	13.9	25	54	.463	1	4	.250	3	7	.429	19	59	78	3.1	25	0	5	12	14	8	54	2.2	
Total	40	3	548	13.7	38	86	.442	1	5	.200	9	23	.391	39	86	125	3.1	47	0	11	17	27	13	86	2.2	



10 FILIPPOS GKOGKOS

THIRD-YEAR SOPHOMORE

6-3 • 195 • GUARD

ATHENS, GREECE

INTERNATIONAL SCHOOL OF BUCHAREST (ROMANIA)

As a Sophomore (2020-21): Season did not count towards eligibility due to COVID-19 pandemic ... Played in four games, all against conference foes ... Finished the year with one rebound in seven minutes of action ... Took classes remotely from Romania during the fall and returned to Miami in January, rejoining the team in advance of its win over No. 16/18 Louisville (1/6/21) ... Made his season debut at No. 16 Florida State (1/27) ... Also earned playing time versus Georgia Tech (2/20) and No. 11/9 Florida State (2/24), as well as on the road against the reigning national champion, No. 21/20 Virginia (3/1).

As a Freshman (2019-20): Joined the team as a walk-on ... Appeared in seven games, including five in ACC play ... Totaled three rebounds and one steal in 14 minutes of action ... Made his Miami debut against Quinnipiac (11/16) ... Grabbed two rebounds versus Coppin State (12/21) ... Played a season-high six minutes at North Carolina (1/25) and recorded his first steal ... Pulled down a rebound at eighth-ranked Florida State (2/8).

High School: Graduated from the International School of Bucharest in Romania ... Played for Ka Sam Basketball Club ... Aided his team to a third-place finish in the Romanian Basketball Federation tournament in 2019 ... Ranked as a top-five player in

the league after averaging 23 points, 12 rebounds and four assists per game ... Helped his team finish second in 2018 after tallying 20 points, 11 boards and five assists per contest ... Finished in fourth place in Romania in 2017 and took second in 2016 ... Competed in national and international fencing tournaments, including winning the Romanian U16 title in 2017 and U17 crown in 2018, as well as the Greek U20 championship in 2018 ... High school prefect and high honors receipt for his academic success.

Personal: Full name is Filippos Gkogkos ... Name is pronounced Fill-EEP-Ose GO-Gose ... Goes by Filip ... Born June 16, 2001 ... Parents are Anargyros Gkogkos and Theano Milla ... Father is a business executive and mother owns a company ... Has an older brother, Alexandros ... Double-majoring in business analytics and finance, with a minor in political economy business ... Favorite athlete is LeBron James because of his athletic ability, accomplishments, community involvement and personality ... Best sports memory is winning the Romanian national title in 2015, the year before starting high school ... Chose Miami because of its great business school, receiving an academic scholarship and the opportunities the University provides ... Also considered attending Drexel, Hofstra, North Carolina and San Diego.

GKOGKOS CAREER STATISTICS										3-Point			Free Throws			Rebounds				Scoring					
Season	GP	GS	Min.	Avg.	FG	FGA	Pct.	FG	FGA	Pct.	FT	FTA	Pct.	Off.	Def.	Tot.	Avg.	PF	FO	Ast.	TO	Blk	Stl	Pts.	Avg.
2019-20	7	0	14	2.0	0	3	.000	0	0	.000	0	0	.000	1	2	3	0.4	1	0	0	0	0	1	0	0.0
2020-21	4	0	6	1.5	0	1	.000	0	0	.000	0	0	.000	1	0	1	0.3	0	0	0	0	0	0	0	0.0
Total	11	0	20	1.8	0	4	.000	0	0	.000	0	0	.000	2	2	4	0.4	1	0	0	0	0	1	0	0.0



2020-21	GS	Min	FG	3FG	FT	O-D-T	Avg	PF	FO	A	TO	Blk	Stl	Pts	Avg
North Florida	DNP														
Stetson	DNP														
Purdue	DNP														
FGCU	DNP														
Pittsburgh	DNP														
Jacksonville	DNP														
at Va. Tech	DNP														
Clemson	DNP														
N. Carolina	DNP														
at NC State	DNP														
at Boston Col.	DNP														
Louisville	DNP														
at Syracuse	DNP														
Notre Dame	DNP														
at Florida St.	2	0-1	0-0	0-0	0-0-0	0.0	0	0	0	0	0	0	0	0	0.0
at Wake For.	DNP														
Duke	DNP														
Va. Tech	DNP														
at Notre Dame	DNP														
Ga. Tech	2	0-0	0-0	0-0	0-0-0	0.0	0	0	0	0	0	0	0	0	0.0
Florida St.	2	0-0	0-0	0-0	1-0-1	0.3	0	0	0	0	0	0	0	0	0.0
at Clemson	DNP														
at Virginia	0+	0-0	0-0	0-0	0-0-0	0.3	0	0	0	0	0	0	0	0	0.0
Boston Col.	DNP														
vs. Pittsburgh	DNP														
vs. Clemson	DNP														
vs. Ga. Tech	DNP														
2019-20	GS	Min	FG	3FG	FT	O-D-T	Avg	PF	FO	A	TO	Blk	Stl	Pts	Avg
Louisville	DNP														
Fla. Atlantic	DNP														
at UCF	DNP														
Quinnipiac	1	0-0	0-0	0-0	0-0-0	0.0	0	0	0	0	0	0	0	0	0.0
vs. Missouri St.	DNP														
vs. Florida	DNP														
vs. UConn	DNP														
at Illinois	DNP														
Alabama A&M	DNP														
vs. Temple	DNP														
Coppin St.	3	0-0	0-0	0-0	0-2-2	1.0	1	0	0	0	0	0	0	0	0.0
at Clemson	DNP														
Duke	DNP														
at Louisville	DNP														
Pittsburgh	DNP														
at NC State	0+	0-0	0-0	0-0	0-0-0	0.7	0	0	0	0	0	0	0	0	0.0
Florida St.	DNP														
at Duke	1	0-0	0-0	0-0	0-0-0	0.5	0	0	0	0	0	0	0	0	0.0
at N. Carolina	6	0-2	0-0	0-0	0-0-0	0.4	0	0	0	0	0	0	1	0	0.0
Va. Tech	DNP														
at Pittsburgh	DNP														
NC State	DNP														
at Florida St.	2	0-1	0-0	0-0	1-0-1	0.5	0	0	0	0	0	0	0	0	0.0
Boston Col.	1	0-0	0-0	0-0	0-0-0	0.4	0	0	0	0	0	0	0	0	0.0
Wake For.	DNP														
at Va. Tech	DNP														
at Notre Dame	DNP														
at Ga. Tech	DNP														
Virginia	DNP														
Syracuse	DNP														
vs. Clemson	DNP														

GKOGKOS' CAREER HIGHS

Points

Career: -
ACC: -

Rebounds

Career: 2 Coppin State, 12/21/19
ACC: 1 2x, last vs. Florida State, 2/24/21

Assists

Career: -
ACC: -

Steals

Career: 1 at North Carolina, 1/25/20
ACC: 1 at North Carolina, 1/25/20

Blocked Shots

Career: -
ACC: -

Field Goals Made

Career: -
ACC: -

Field Goal Attempts

Career: 2 at North Carolina, 1/25/20
ACC: 2 at North Carolina, 1/25/20

3-Point Field Goals Made

Career: -
ACC: -

3-Point Field Goal Attempts

Career: -
ACC: -

Free Throws Made

Career: -
ACC: -

Free Throw Attempts

Career: -
ACC: -

Minutes

Career: 6 at North Carolina, 1/25/20
ACC: 6 at North Carolina, 1/25/20



4

BENSLEY JOSEPH

FIRST-YEAR FRESHMAN

6-1 • 195 • GUARD

ARLINGTON, MASS.

PUTNAM SCIENCE ACADEMY (CONN.)

High School: Graduated from Putnam Science Academy (Conn.) ... Consensus top-150 recruit, unanimously considered the best prospect in Connecticut ... Considered a four-star recruit by ESPN, 247Sports and the 247Sports Composite ... Ranked No. 80 overall and No. 14 among point guards by ESPN ... Placed No. 126 in the 247 rankings, including No. 19 at his position ... Tabbed as the No. 103 recruit, including No. 16 among point guards, by the 247Sports Composite ... Also finished No. 148 in the Rivals rankings, good for No. 27 at his position ... Missed his entire senior season with a left ankle injury sustained in a scrimmage ... Attended Cushing Academy (Mass.) as a junior and served as the team captain ... Averaged 15.4 points, 7.2 rebounds and 6.8 assists per game, en route to Class AA All-NEPSAC honors ... Went to his hometown Arlington High School (Mass.) for two years ... Played on the soccer team as a sophomore ... The Detroit Pistons'

Hamidou Diallo also graduated from Putnam, while the Milwaukee Bucks' Pat Connaughton also hails from Arlington, Mass.

Personal: Full name is Bensley Ralph Joseph ... Goes by Benz ... Born Feb. 18, 2002, in Miami ... Lived in Miami for the first eight months of his life, before moving to Massachusetts ... Mother is Rachel Lamonge ... Does not have any siblings ... Majoring in entrepreneurship ... Favorite athlete is Damian Lillard because he is a realist on and off the court, as well as a reliable late-game player ... Best sports memory is hitting a buzzer-beating jump-shot against Canterbury School as a junior and getting mobbed by his teammates ... Committed to Miami over Boston College, Georgetown, Marquette and Providence ... Chose Miami because he felt the staff valued his game and showed the most interest.



23

KAMERON MCGUSTY

SIXTH-YEAR REDSHIRT SENIOR

6-5 • 190 • GUARD

KATY, TEXAS

OKLAHOMA | SUNRISE CHRISTIAN ACADEMY (KAN.)

As a Redshirt Senior (2020-21): ACC All-Tournament Second Team

Season did not count towards eligibility due to COVID-19 pandemic ... Appeared in 20 games, missing seven due to injury, and made 18 starts ... Averaged 13.3 points, 3.8 rebounds, 2.8 assists and 1.3 steals per outing ... Ranked second on the team in points, assists, steals and minutes (33.2) per game ... One of 15 ACC players with multiple 25-point performances ... Tied for the third-most points (25) and second-most made field goals (10) by a Hurricane in an ACC Tournament game ... Scored double-digit points in 14 contests, with 15-plus in six, 20-plus in three and 25-plus in two, both within the last four games ... Grabbed five-plus rebounds eight times ... Dished out four-plus assists on seven occasions, with a high of seven ... Played at least 30 minutes 16 times, with 35-plus in his final 13 outings and 39-plus twice ... Led Miami in assists nine times and scoring six times, both second-most on the team, as well as in steals six times and rebounds once ... Totaled 10 points, seven rebounds and four assists in the season opener against North Florida (11/29) ... Helped Miami overcome a 20-point deficit in the win over Purdue (12/8), notching 18 points and five boards ... Suffered a hamstring injury just 4:33 into the game against FGCU (12/12), keeping him out for the remainder of the contest and seven of the eight ensuing affairs ... Scored 20 points on 8-of-15 shooting versus Notre Dame (1/24) ... Totaled 13 points, going 3-of-6 from deep, and notching three steals at No. 16 Florida State (1/27) ... Posted 17 points, finishing 7-of-12 overall and 3-of-4 on

3-pointers, at Wake Forest (1/30), adding five rebounds ... Registered 18 points in a season-high 41 minutes against No. 16 Virginia Tech (2/6) ... Compiled 12 points, five rebounds, three assists and a season-high three steals at Notre Dame (2/14) ... Distributed a career-best seven assists at Clemson (2/27) ... Scored 14 points on 6-of-11 shooting at No. 21/20 Virginia (3/1) ... Poured in 25 points—shooting 9-of-12 overall, 4-of-7 from deep and 5-of-5 at the line—in 39 minutes versus Boston College (3/5) in the final game of the regular season, adding six rebounds, five assists and two steals ... Tallied 14 points in the ACC Tournament opening round against Pittsburgh (3/9) ... Scored 14 points in the ACC Tournament second-round win over Clemson (3/10) ... Scored 25 points on 10-of-16 shooting, a career best in makes, to go along with seven rebounds in the ACC Tournament quarterfinals against Georgia Tech (3/11).

As a Redshirt Junior (2019-20): Co-ACC Player of the Week (12/23)

Played in 28 games, missing three due to injury, and earned 21 starts, including in each of the first 18 affairs before getting hurt ... Averaged 12.5 points, third on the team, 4.0 rebounds and 1.6 assists over 29.4 minutes, also third-best on the roster, per game ... Shot 43.5 percent from the floor, second among Hurricanes ... Tenth Hurricane—13th honor—to win ACC Player of the Week, including the first since Tonye Jekiri on 11/23/15 ... Tied for the most points (28) and assists (six) in a game by a Hurricane, as well as posted the second-highest minute

total (44) ... Scored in double figures 21 times, with 15-plus in 10 appearances and 20-plus in four ... Grabbed five-plus rebounds 10 times, including doing so in six of the first 11 games, and notched 10 twice ... Played 30-plus minutes 15 times, 35-plus 10 times and 40-plus thrice ... Paced Miami in scoring on eight occasions and in rebounding twice ... Lone Hurricane with two double-doubles ... Scored 12 points against fifth-ranked Louisville (11/5) in his Miami debut ... Notched a double-double with 17 points and a career-high 10 boards in 35 minutes at UCF (11/12) ... Scored 22 points on 7-of-11 shooting from the floor, including 4-of-6 from deep, and a 4-of-4 mark at the line against Quinnipiac (11/16) ... Totaled 19 points and five boards versus Missouri State (11/21) in the Charleston Classic ... Posted 21 points and six rebounds against Alabama A&M, shooting 9-of-15 from the floor ... Tallied his second double-double in the win over Temple (12/17) at the Barclays Center, posting 12 points and a career-high-tying 10 rebounds ... Poured in 28 points on 9-of-11 shooting from the floor, with a 5-of-7 mark from deep and 5-of-6 tally at the line against Coppin State (12/21), setting career highs in points, made field goals and made 3-pointers, as well as a season high in steals (three) ... Notched 15 points in 41 minutes in the overtime win at Clemson (12/31) ... Compiled 18 points and seven boards at No. 13/11 Louisville (1/7) ... Scored 19 points on 8-of-12 shooting versus Pittsburgh (1/12) ... Registered 15 points and a career-high six assists against ninth-ranked Florida State (1/18) ... Scored 13 points at eighth-ranked Duke and went 6-of-6 from the line ... Did not play at North Carolina (1/25) or, after returning for one game, at Pittsburgh (2/2) and against NC State (2/5) due to back spasms ... Amassed 21 points, including the game-tying three-point play in the closing seconds of regulation, in a career-high 44 minutes in the triple-overtime win at Virginia Tech (2/19) ... Tallied 13 points in 41 minutes

in the regular season finale, an overtime triumph over Syracuse (3/7).

As a Junior (2018-19): Transferred from the University of Oklahoma ... Sat out season in accordance with NCAA transfer rules.

As a Sophomore at Oklahoma (2017-18):
Preseason All-Big 12 Team Honorable Mention

Played in 32 games, making eight starts ... Averaged 8.0 points per game in 18.5 minutes per game ... Shot 42.3 percent from field, 33.3 percent from 3-point range and 75.0 percent from free-throw line ... Averaged 8.1 points and shot 40.0 percent (20-50) from 3-point range in Big 12 play ... Had nine games of double-digit scoring, including two games with 20-plus points ... Shot 4-of-6 from the field to score nine points against Omaha (11/12) ... Sunk a pair of 3-pointers and scored eight points against USC (12/8) ... Led Oklahoma reserves with a then-season-high 13 points at Wichita State (12/16), making 3-of-6 attempts from behind the arc ... Produced a career-high-tying 22 points against TCU (12/30) ... Came off bench to shoot 3-of-3 from deep and score 13 points at Texas Tech (2/13) ... Tied his career high with 22 points at Kansas (2/19) ... Scored 18 points with 4-of-7 3-point shooting against Iowa State (3/2) ... Started and scored nine points in the NCAA Tournament Round of 64 against Rhode Island (3/15).

As a Freshman at Oklahoma (2016-17):
All-Big-12 Team Honorable Mention ... Big 12 All-Newcomer Team ... Big 12 Newcomer of the Week (3/5)

Played in all 31 games with 17 starts ... Averaged 10.9 points and 2.2 rebounds in 24.9 minutes ... Shot 43.0 percent from the field, 35.2 percent from 3-point range and 77.8 percent from the line ... During conference play, led the Sooners with 14.4 points (No. 12 in Big 12), 2.3 rebounds and



1.0 steal in 30.7 minutes per game ... Shot 30-of-79 (38.0 percent) from 3-point range in Big 12 games (No. 11 in Big 12) ... First Oklahoma freshman to earn All-Big 12 honors and All-Newcomer status since Tommy Mason-Griffin in 2009-10 ... Finished third in conference scoring among freshmen ... Had a double-figure scoring streak of 15 consecutive outings (Jan. 3-Feb. 21), the longest streak by a Sooner freshman since Jeff Webster (22) in 1990-91 and longest by any Big 12 freshman on the season ... Shot 4-of-4 from the field to score 11 points in first true road game at Wisconsin (12/3) ... Logged 20 points, shooting 5-of-9 from the field and 2-of-3 from 3-point range while making 8-of-9 foul shots, against Kansas State (1/7) ... Made his starting debut versus Kansas (1/10), scoring a team-best 13 points ... Notched 17 points at seventh-ranked West Virginia (1/18) ... Tallied 21 points at Texas (1/23) ... Posted 19 points against Iowa State (1/21) ... Recorded a career-high 22 points against Oklahoma State (1/30) ... Scored 14 points against Kansas (2/27) ... Tied a career best with 22 points versus TCU (3/4).

High School: Graduated from Sunrise Christian Academy (Kan.) ... Consensus four-star, top-55 recruit ... Ranked as the No. 46 prospect, including the No. 10 shooting guard, by ESPN ... Tabbed as the No. 47 overall player, including seventh among

shooting guards, by 247Sports, which placed him No. 41 on its composite list ... Listed as the nation's No. 51 recruit by Rivals ... Attended Seven Lakes High School (Texas) the first three years of his prep tenure ... Averaging 22 points, five rebounds and three rebounds as a junior, winning district offensive player of the year honors and helping team reach the third round of the state playoffs ... Became the first player in his district to win MVP as a sophomore after leading Seven Lakes to a perfect 14-0 mark in district play ... NBA standout Buddy Hield and former Miami basketball player Raphael Akpjeiori also attended Sunrise Christian Academy.

Personal: Full name is Kameron Alexander McGusty ... Goes by Kam ... Born Sept. 9, 1997 ... Parents are Kerol McGusty and Julie Winn ... Father played basketball at Stephen F. Austin ... Mother is a talent acquisition manager ... Has a younger half-sister, Kylie, a younger stepsister, Jayden, and a younger stepbrother, Jackson ... Graduated from Miami in May 2021 after majoring in sport administration with a minor in sociology ... Currently pursuing a second bachelor's degree as an exploratory arts and sciences major ... Favorite athlete is LeBron James because of his influence ... Chose Miami because of the opportunity to play and accomplish his goals ... Committed to Miami over Houston and Virginia Tech.

McGUSTY CAREER STATISTICS																									
Season	GP	GS	Min.	Avg.	FG	FGA	Pct.	3-Point	Free Throws	Rebounds	Off.	Def.	Tot.	Avg.	PF	FO	Ast.	TO	Blk	Stl	Scoring				
								Pct.	FT	FTA	Pct.										Pts.	Avg.			
2016-17*	31	17	774	24.9	125	291	.430	38	108	352	49	63	778	12	55	67	2.2	41	0	27	48	8	24	337	10.9
2017-18*	32	8	592	18.5	90	213	.423	34	102	.333	42	56	750	12	50	62	1.9	34	0	11	26	1	11	256	8.0
2018-19	DNP																								
2019-20	28	21	824	29.4	130	299	.435	38	116	.328	51	68	750	13	98	111	4.0	35	0	44	64	5	19	349	12.5
2020-21	20	18	664	33.2	98	220	.445	24	75	.320	46	56	821	10	65	75	3.8	20	0	56	49	1	25	266	13.3
MIAMI	48	39	1488	31.0	228	519	.439	62	191	.325	97	124	782	23	163	186	3.9	55	0	100	113	6	44	615	12.8
TOTAL	111	64	2851	25.7	443	1023	.433	134	401	.334	188	243	774	47	268	315	2.8	130	0	138	187	15	79	1208	10.9

* at the University of Oklahoma

2020-21	GS	Min	FG	3FG	FT	O-D-T	Avg	PF	FO	A	TO	Blk	Stl	Pts	Avg	
North Florida	*	33	3-8	0-2	4-4	1-6-7	7.0	1	0	4	5	0	1	10	10.0	
Stetson	*	31	5-13	1-4	0-0	0-2-2	4.5	1	0	3	0	0	1	11	10.5	
Purdue	*	30	5-10	1-3	7-10	1-4-5	4.7	0	0	2	1	0	0	18	13.0	
FGCU	*	4	1-1	1-1	0-0	0-0-0	3.5	0	0	1	2	0	1	3	10.5	
Pittsburgh		DNP (right hamstring)														
Jacksonville		DNP (right hamstring)														
at Va. Tech		DNP (right hamstring)														
Clemson		28	4-7	0-1	1-1	0-1-1	3.0	0	0	0	3	0	1	9	10.2	
N. Carolina		DNP (right hamstring)														
at NC State		DNP (right hamstring)														
at Boston Col.		DNP (right hamstring)														
Louisville		DNP (right hamstring)														
at Syracuse		20	3-6	1-4	2-2	0-0-0	2.5	0	0	1	1	0	0	9	10.0	
Notre Dame	*	33	8-15	2-5	2-2	0-3-3	2.6	3	0	3	3	0	2	20	11.4	
at Florida St.	*	36	5-11	3-6	0-0	1-3-4	2.8	0	0	3	4	0	3	13	11.6	
at Wake For.	*	36	7-12	3-4	0-0	0-5-5	3.0	2	0	2	2	1	2	17	12.2	
Duke	*	38	2-12	2-3	0-0	1-2-3	3.0	2	0	2	3	0	1	6	11.6	
Va. Tech	*	42	7-15	1-4	3-4	0-4-4	3.1	1	0	2	3	0	1	18	12.2	
at Notre Dame*		38	3-14	0-5	6-9	0-5-5	3.3	0	0	3	0	0	3	12	12.2	
Ga. Tech	*	36	3-10	1-4	1-1	0-5-5	3.4	0	0	4	3	0	1	8	11.8	
Florida St.	*	36	3-12	0-2	6-6	3-1-4	3.4	0	0	4	4	0	1	12	11.9	
at Clemson	*	37	3-8	0-1	0-0	0-4-4	3.5	0	0	7	4	0	0	6	11.5	
at Virginia	*	37	6-11	0-3	2-2	0-5-5	3.6	1	0	1	2	0	1	14	11.6	
Boston Col.	*	39	9-12	4-7	5-5	0-6-6	3.7	2	0	5	1	0	2	27	12.5	
vs. Pittsburgh	*	35	4-12	1-7	5-7	1-3-4	3.7	2	0	4	1	0	2	14	12.6	
vs. Clemson	*	38	7-15	0-2	0-0	1-0-1	3.6	2	0	4	2	0	0	14	12.7	
vs. Ga. Tech	*	37	10-16	3-7	2-3	1-6-7	3.8	3	0	1	5	0	2	25	13.3	
2019-20																
Louisville	*	24	5-13	2-5	0-0	0-2-2	2.0	2	0	1	2	0	1	12	12.0	
Fla. Atlantic	*	28	4-12	0-4	0-0	0-3-3	2.5	0	0	1	0	1	1	8	10.0	
at UCF	*	35	6-17	1-7	4-5	1-9-10	5.0	0	0	3	0	0	1	17	12.3	
Quinnipiac	*	33	7-11	4-6	4-4	0-3-3	4.5	0	0	3	2	0	1	22	14.8	
vs. Missouri St.*		32	6-14	2-7	5-6	0-5-5	4.6	1	0	1	1	0	1	19	15.6	
vs. Florida	*	30	3-12	2-3	2-2	0-5-5	4.7	3	0	3	1	0	1	10	14.7	
vs. UConn	*	28	2-8	1-2	0-0	0-3-3	4.4	0	0	4	0	0	2	5	13.3	
at Illinois	*	35	6-13	1-2	0-2	1-2-3	4.3	1	0	3	3	0	0	13	13.3	
Alabama A&M*		30	9-15	1-6	2-3	1-5-6	4.4	2	0	3	5	0	0	21	14.1	
vs. Temple	*	35	5-13	0-4	2-3	1-9-10	5.0	1	0	0	1	0	2	12	13.9	
Coppin St.	*	29	9-11	5-7	5-6	0-5-5	5.0	2	0	2	4	0	3	28	15.2	
at Clemson	*	41	7-18	1-4	0-0	0-3-3	4.8	1	0	1	2	0	0	15	15.2	
Duke	*	26	4-7	1-3	3-5	0-0-0	4.5	2	0	0	6	0	0	12	14.9	
at Louisville	*	37	6-13	3-7	3-5	2-5-7	4.6	2	0	1	1	0	1	18	15.1	
Pittsburgh	*	37	8-12	3-7	0-0	0-3-3	4.5	1	0	1	3	1	0	19	15.4	
at NC State	*	30	1-9	0-4	0-0	0-8-8	4.8	0	0	1	5	0	0	2	14.6	
Florida St.	*	36	6-10	0-2	3-5	0-1-1	4.5	2	0	6	4	0	1	15	14.6	
at Duke	*	27	3-10	1-3	6-6	0-4-4	4.5	1	0	1	3	0	1	13	14.5	
at N. Carolina		DNP (back)														
Va. Tech		22	1-3	1-2	0-0	1-1-2	4.4	1	0	1	4	0	0	3	13.9	
at Pittsburgh		DNP (back)														
NC State		DNP (back)														
at Florida St.		8	0-2	0-2	0-0	0-2-2	4.3	0	0	1	1	0	0	0	13.2	
Boston Col.	*	22	5-9	1-3	1-1	0-1-1	4.1	4	0	2	1	0	0	12	13.1	
Wake For.		22	4-9	2-3	1-2	2-3-5	4.1	1	0	0	1	0	0	11	13.0	
at Va. Tech		44	7-14	1-5	6-8	0-4-4	4.1	1	0	1	4	1	0	21	13.4	
at Notre Dame		19	2-6	0-1	1-2	1-1-2	4.0	0	0	1	1	0	0	5	13.0	
at Ga. Tech		25	5-10	0-2	1-1	1-4-5	4.1	3	0	1	4	0	1	11	13.0	
Virginia		17	0-3	0-0	0-0	0-2-2	4.0	1	0	0	2	0	0	0	12.5	
Syracuse	*	41	4-10	3-6	2-2	1-3-4	4.0	2	0	1	1	1	1	13	12.5	
vs. Clemson	*	31	5-15	2-9	0-0	1-2-3	4.0	1	0	1	2	1	1	12	12.5	
2018-19																
REDSHIRTED AND DID NOT COMPETE																



2017-18	GS	Min	FG	3FG	FT	O-D-T	Avg	PF	FO	A	TO	Bk	Stl	Pts	Avg
Omaha	18	4-6	1-2	0-0	0-3-3	3.0	0	0	0	3	0	0	0	9	9.0
Ball State	19	3-8	2-6	0-0	0-3-3	3.0	0	0	1	1	0	0	0	8	8.5
vs. Arkansas	18	3-11	0-4	1-1	0-2-2	2.7	0	0	1	1	0	0	0	7	8.0
vs. Portland	* 24	3-8	1-5	0-0	1-1-2	2.5	1	0	2	0	1	0	0	7	7.8
vs. Oregon	13	2-5	0-1	1-1	0-0-0	2.0	1	0	0	2	0	1	5	7.2	
North Texas	13	2-3	1-1	1-2	0-2-2	2.0	0	1	0	0	0	0	0	6	7.0
UTSA	15	1-6	0-3	1-1	1-3-4	2.3	1	0	0	0	0	0	0	3	6.4
vs. USC	13	3-6	2-3	0-0	0-1-1	2.1	1	0	1	0	0	1	8	6.6	
at Wichita St.	16	5-9	3-6	0-0	0-1-1	2.0	0	0	0	0	0	1	13	7.3	
N'Western St.	24	6-12	1-5	2-2	1-5-6	2.4	2	0	0	1	0	1	15	8.1	
N'Western	16	3-7	1-4	4-4	1-1-2	2.4	0	0	0	2	0	0	11	8.4	
at TCU	24	8-15	3-4	3-5	0-2-2	2.3	3	0	0	0	0	1	22	9.5	
Kansas	25	4-9	3-6	4-8	0-2-2	2.3	1	0	1	0	0	0	15	9.9	
at West Va.	18	3-8	2-3	2-2	1-3-4	2.4	3	0	1	1	0	0	10	9.9	
Texas Tech	20	2-4	0-1	1-1	0-4-4	2.5	1	0	0	1	0	0	5	9.6	
TCU	9	1-2	1-2	0-0	0-0-0	2.4	0	0	0	0	0	1	3	9.2	
at Kansas St.	11	0-3	0-2	0-0	0-1-1	2.3	0	0	0	0	0	1	0	8.6	
at Okla. St.	12	2-4	0-0	1-2	0-2-2	2.3	0	0	0	0	0	1	5	8.4	
Kansas	15	2-7	0-4	1-1	0-1-1	2.2	2	0	0	0	0	0	5	8.3	
at Alabama	13	1-4	1-3	0-0	0-2-2	2.2	1	0	0	2	0	0	3	8.0	
Baylor	* 31	1-5	0-3	3-4	0-2-2	2.2	2	0	0	2	0	0	5	7.9	
at Texas	13	1-3	0-0	2-2	1-0-1	2.1	2	0	0	1	0	0	4	7.7	
West Va.	6	0-0	0-0	0-0	0-0-0	2.0	0	0	0	2	0	0	0	7.3	
at Iowa St.	4	0-0	0-0	0-0	0-0-0	2.0	0	0	0	0	0	0	0	7.0	
at Texas Tech	23	3-5	3-3	4-4	1-0-1	1.9	0	0	0	0	0	0	13	7.3	
Texas	16	2-5	2-4	3-4	0-0-0	1.8	1	0	0	0	0	1	9	7.3	
at Kansas	* 35	9-15	2-8	2-3	0-3-3	1.9	1	0	0	1	0	0	22	7.9	
Kansas St.	* 27	2-7	0-1	0-0	1-1-2	1.9	2	0	0	1	0	1	4	7.8	
at Baylor	* 23	2-6	0-2	2-4	2-2-4	2.0	2	0	1	1	0	0	6	7.7	
Iowa St.	* 30	6-12	4-7	2-2	1-1-2	2.0	1	0	0	1	0	0	18	8.0	
vs. Okla. St.	* 25	2-9	1-5	1-1	1-1-2	2.0	4	0	0	2	0	1	6	8.0	
vs. Rhode Isl.	* 23	4-9	0-4	1-2	0-1-1	1.9	2	0	2	1	0	0	9	8.0	

McGUSTY'S CAREER HIGHS

includes two seasons at the University of Oklahoma

Points

Career: 28 Coppin State, 12/21/19
ACC: 27 Boston College, 3/5/21

Rebounds

Career: 10 2x, last vs. Temple, 12/17/19
ACC: 8 at NC State, 1/15/20

Assists

Career: 7 at Clemson, 2/27/21
ACC: 7 at Clemson, 2/27/21

Steals

Career: 5 Texas, 2/14/17
ACC: 3 2x, last at Notre Dame, 2/14/21

Blocked Shots

Career: 2 Northern Colorado, 11/29/16
ACC: 1 4x, last at Wake Forest, 1/30/21

Field Goals Made

Career: 10 vs. Georgia Tech, 3/11/21^A
ACC: 9 Boston College, 3/5/21

Field Goal Attempts

Career: 18 at Clemson, 12/31/19
ACC: 18 at Clemson, 12/31/19

3-Point Field Goals Made

Career: 5 Coppin State, 12/21/19
ACC: 4 Boston College, 3/5/21

3-Point Field Goal Attempts

Career: 10 Purdue 12/8/20
ACC: 9 at Notre Dame, 2/14/21

Free Throws Made

Career: 8 at Kansas State, 1/7/17
ACC: 6 at Virginia Tech, 2/19/20

Free Throw Attempts

Career: 9 at Kansas State, 1/17/17
ACC: 8 at Virginia Tech, 2/19/20

Minutes

Career: 44 2x, last at Virginia Tech, 2/19/20
ACC: 44 at Virginia Tech, 2/19/20

^A ACC Tournament

CAREER DOUBLE-DOUBLES (2)

12pts, 10reb vs. Temple, 12/17/19
17pts, 10reb at UCF, 11/12/19



11
JORDAN MILLER
FOURTH-YEAR JUNIOR
6-7 • 195 • GUARD
 MIDDLEBURG, VA.
 GEORGE MASON | LOUDOUN VALLEY

As a Junior at George Mason (2020-21): *Third Team All-Atlantic 10 ... DC Paradise Jam All-Tournament Team*

Played in 20 of 22 games, logging 18 starts ... Led the team in points (15.8), rebounds (6.1) and minutes (32.9) per outing, while placing third in both assists (2.0) and steals (1.0) ... Finished sixth in the A-10 in offensive rebounds per game (2.4), as well as No. 10 in scoring and No. 11 in field goal percentage (46.3) ... Scored in double figures 17 times, with 15-plus on 13 occasions and 20-plus thrice ... Grabbed five boards in 13 games, with eight-plus in seven of them, reaching double digits twice ... Played 30-plus minutes 16 times, with 35-plus in nine games and over 40 twice ... Compiled two double-doubles ... Posted 19 points, nine rebounds and a career-high-tying nine steals against Belmont (11/27), shooting 8-of-15 ... Set career highs in points (30) and made 3-pointers, while tying a career best in made field goals, against Howard (11/27), finishing 8-of-10 from deep after making his first six attempts and going 10-of-15 overall, as well as logging eight rebounds ... Notched 26 points, eight rebounds and a career-best five assists in a then-career-high 41 minutes at UMass (12/30), finishing 10-of-15 at the line to set a career high in attempts ... Scored 15 points at Dayton (1/2) ... Logged 10 points and eight boards against La Salle (1/13) ... Recorded 22 points at Rhode Island (1/16), shooting 9-of-17 overall and 4-of-8 on 3-pointers ... Tallied 17 points and six boards in a career-best 48 minutes against St. Joseph's (1/20) ... Notched 18 points in 38 minutes at St. Joseph's (1/23) ... Scored 19 points in 13 minutes at St. Bonaventure (1/30) ... Put up 16 points at Dayton (2/5) ... Compiled 16 points on 7-of-11 shooting against Fordham (2/10) ... Registered 15 points, nine rebounds and three steals in 36 minutes during an overtime win at VCU (2/20) ... Logged a double-double with 14 points and a career-best 15 rebounds versus

George Washington (2/24) ... Notched 13 points, a career-high-tying five assists and three steals against La Salle (2/27) to end the regular season ... Tallied a 19-point, 10-rebounds double-double in an A-10 Tournament first-round matchup with George Washington (3/4) ... Capped the season with a 15-point showing versus Davidson (3/5) in the A-10 Tournament quarterfinals, marking his 11th straight game with 13-plus points.

As a Sophomore at George Mason (2019-20): *Cayman Islands Classic All-Tournament Team*

Lone player to start all 32 games for the Patriots ... Led the team in minutes (32.4), while placing second in scoring (12.7) and third in both rebounding (5.3) and steals (1.1), as well as fourth in assists (1.4) ... Scored double-digit points in 23 games, with 15-plus in 10 and 20-plus in three ... Pulled down five-plus boards 18 times, with eight-plus in seven appearances and double figures twice ... Played at least 30 minutes in 24 games, reaching 35 in 16 of them and 38 in four ... Amassed two double-doubles ... Logged a then-career-best 25 points, shooting 10-of-18 to set a career high in makes, five rebounds and two blocks against LIU (11/13) ... Recorded 23 points and eight rebounds in 35 minutes versus Loyola (MD) (11/19), shooting 11-of-13 from the stripe to set a career best in makes and then-career-best in attempts ... Scored 20 points on 7-of-11 shooting against Nebraska (11/26), adding eight boards ... Tallied 19 points on 8-of-13 shooting, including a 3-of-4 clip from deep, versus Jacksonville State (12/3) ... Put up 17 points on 7-of-11 shooting against UMBC (12/21), adding three steals in 35 minutes ... Scored 15 points at TCU (12/30) ... Posted 13 points at La Salle (1/11) ... Recorded 12 points and six boards in 36 minutes at George Washington (1/15) ... Notched 11 points and seven rebounds against Rhode Island (1/28), the first of 12 straight double-digit showings to end



the year ... Registered 15 points, eight rebounds and a season-high four assists in 38 minutes at St. Bonaventure (2/1) ... Compiled 11 points and nine boards in 36 minutes at Richmond (2/18) ... Amassed 10 points, six boards and a co-season-best four assists versus St. Joseph's (2/22) ... Tallied a 13-point, 10-rebound double-double against fourth-ranked Dayton (2/25) ... Followed that with another double-double at Duquesne (2/29), totaling 19 points and a then-career-high 11 rebounds in a then-career-best 39 minutes ... Notched 13 points and five boards against Saint Louis (3/4) ... Scored 17 points on 6-of-10 shooting in a then-career-high-tying 39 minutes at Fordham (3/7) to cap the regular season ... Totaled 19 points and seven rebounds against St. Joseph's (3/11) in the A-10 Tournament opener, shooting 8-of-13 in 38 minutes.

As a Freshman at George Mason (2018-19):

Appeared the final 17 games of the season, starting the last 16 ... Did not play in the first 16 contests due to an initial redshirt plan ... Led the team in rebounding (7.1), offensive rebounding (3.8) and field goal percentage (61.2), while placing third in scoring (10.4) ... Tallied double-digit points 10 times, with 15-plus twice ... Grabbed five-plus rebounds on 13 occasions, with eight-plus nine times and double digits five times ... Played 30-plus minutes in nine games, reaching 35 twice ... Amassed three double-doubles ... Debuted with a 14-point showing at Rhode Island (1/13), shooting 6-of-8 ... Earned his first start at UMass (1/16) and scored seven points ... Posted his first double-double with 14 points and a season-high 13 rebounds at VCU (2/2), shooting 6-of-8 ... Tallied 14 points on 7-of-8 shooting at Richmond (2/6), adding eight boards ... Recorded 10 points and six boards in a season-high 36 minutes against UMass (2/13) ... Had 10 points and five rebounds in 35 minutes at St. Bonaventure (2/17) ... Compiled nine points and 11 rebounds against Duquesne

(2/23) ... Notched a 13-point, 10-rebound double-double against Richmond (2/27), shooting 6-of-9 ... Posted 15 points and 10 rebounds at Saint Louis (3/2), shooting 7-of-10 at the line to set season highs in both areas ... Registered an 11-point, 10-rebound double-double against VCU (3/5) ... Scored 17 points on 6-of-6 shooting at George Washington (3/9) in the regular season finale, adding nine boards ... Pulled down 10 rebounds in an A-10 Tournament first-round matchup with George Washington (3/14) ... Ended the year with a 13-point, eight-rebound showing against St. Bonaventure (3/15) in the A-10 Tournament quarterfinals.

High School:

Graduated from Loudoun Valley High School ... Competed in the prestigious Capital Classic in 2018 ... Set his school's scoring record with over 1,700 career points ... Two-time VHSL all-state honoree ... Selected to The Washington Post First Team All-Met as a senior after helping his team to the state semifinals ... Named the VHSL 4A Player of the Year and a WaPo Second Team All-Met designee as a junior ... Led his team to a 30-1 record and the first state title in school history, notching a game-high 26 points in the championship ... Competed on the track & field team in the high jump and 200m ... Played on the AAU circuit with the D1SA Spartans.

Personal:

Full name is Jordan Tyler Miller ... Born Jan. 23, 2000 in Anaheim, Calif., and moved to Virginia at age six ... Parents are Jeffery and Donna ... Has three older brothers: Jeffery Jr., Justyn and Jovon, the latter of whom played basketball at Ferrum College ... Majoring in communications studies with a minor in sport administration ... Favorite athlete is Kobe Bryant ... Best sports memory is winning a high school state title ... Chose Miami because he felt it was his best option and the staff showed him they really cared.

HURRICANES

MILLER CAREER STATISTICS													3-Point			Free Throws			Rebounds				Scoring		
Season	GP	GS	Min.	Avg.	FG	FGA	Pct.	FG	FGA	Pct.	FT	FTA	Pct.	Off.	Def.	Tot.	Avg.	PF	FO	Ast.	TO	Blk	Stl	Pts.	Avg.
2018-19*	17	16	502	29.5	71	116	.612	6	18	.333	29	47	.617	64	56	110	7.1	41	1	11	19	13	14	177	10.4
2019-20*	32	32	1037	32.4	145	324	.448	33	100	.330	82	117	.701	70	98	168	5.3	71	2	46	59	5	34	405	12.7
2020-21*	20	18	660	33.0	118	255	.463	24	72	.333	55	71	.775	48	73	121	6.1	32	0	40	38	7	19	315	15.8
TOTAL	69	66	2199	31.9	334	695	.481	63	190	.332	166	235	.706	182	227	409	5.9	144	3	97	116	25	67	897	13.0

* at George Mason University

2020-21	GS	Min	FG	3FG	FT	O-D-T	Avg	PF	FO	A	TO	Blk	Stl	Pts	Avg
vs. Queens (NC)	* 23	4:9	0-2	3-4	2-2	4-4	6.2	4	0	1	1	1	0	11	11.0
vs. Belmont	* 35	8-15	1-4	2-2	3-6-9	6.5	0	0	0	2	1	4	19	15.0	
vs. Howard	* 30	10-15	8-10	2-2	2-6-8	7.0	0	0	2	1	0	0	30	20.0	
VMI	DNP														
Towson	DNP														
Norfolk St.	20	3-7	0-4	0-0	1-1-2	5.2	2	0	4	1	0	1	6	16.5	
at UMass	41	8-18	0-1	10-15	4-4-8	6.2	4	0	5	1	0	1	26	18.4	
at Dayton	* 35	4-9	2-4	5-6	0-5-0	6.0	1	0	2	4	0	1	15	17.8	
VCU	* 30	1-6	0-0	4-4	1-2-3	5.6	4	0	0	5	0	2	6	16.1	
Richmond	* 31	3-8	0-1	2-2	1-3-4	5.4	0	0	3	3	0	0	8	15.1	
La Salle	* 27	5-11	0-1	0-0	4-4-8	5.7	1	0	1	3	0	0	10	14.6	
at Rhode Isl.	* 34	9-17	4-8	0-0	2-3-5	5.6	2	0	2	3	0	0	22	15.3	
St. Joseph's	* 48	7-18	1-6	2-3	2-4-6	5.6	0	0	2	0	1	0	17	15.5	
at St. Joseph's	* 38	7-16	1-3	3-4	2-3-5	5.6	3	0	1	3	1	0	18	15.7	
at St. Bona.	* 38	7-17	3-4	2-3	2-3-5	5.5	3	0	1	1	1	1	19	15.9	
at Dayton	* 30	5-11	1-5	5-6	1-2-3	5.4	1	0	1	2	0	0	16	15.9	
Fordham	* 32	7-11	1-3	1-2	1-2-3	5.2	0	0	4	0	0	0	16	15.9	
at VCU	* 37	6-15	1-5	2-2	2-7-9	5.4	4	0	2	1	0	3	15	15.9	
Geo. Wash.	* 37	5-15	0-1	4-5	10-5-15	6.0	1	0	2	1	0	0	14	15.8	
La Salle	* 27	6-10	1-5	0-0	1-4-5	5.9	0	0	5	2	1	3	13	15.6	
vs. Geo. Wash.	* 38	8-17	0-2	3-5	5-5-10	6.2	2	0	2	3	0	0	19	15.8	
vs. Davidson	* 30	5-10	0-3	5-6	2-2-4	6.1	2	0	0	1	1	2	15	15.8	

MILLERS'S CAREER HIGHS at George Mason University

Points

Career: 30 vs. Howard, 11/28/20

ACC: -

Rebounds

Career: 15 George Washington, 2/24/21

ACC: -

Assists

Career: 5 2x, last vs. La Salle, 2/27/21

ACC: -

Steals

Career: 4 2x, last vs. Belmont, 11/27/20

ACC: -

Blocked Shots

Career: 2 4x, last vs. LIU, 11/13/19

ACC: -

Field Goals Made

Career: 10 2x, last vs. Howard, 11/28/20

ACC: -

Field Goal Attempts

Career: 18 3x, last vs. St. Joseph's, 1/20/21

ACC: -

3-Point Field Goals Made

Career: 8 vs. Howard, 11/28/20

ACC: -

3-Point Field Goal Attempts

Career: 10 vs. Howard, 11/28/20

ACC: -

Free Throws Made

Career: 11 Loyola (MD), 11/19/19

ACC: -

Free Throw Attempts

Career: 15 at UMass, 12/30/20

ACC: -

Minutes

Career: 48 vs. St. Joseph's, 1/20/21

ACC: -

CAREER DOUBLE-DOUBLES (7)

19pts, 10reb vs. George Mason, 3/4/21%

14pts, 15reb vs. George Washington, 2/24/21

19pts, 11reb at Duquesne, 2/29/20

13pts, 10reb vs. Dayton, 2/25/20

11pts, 10 reb vs. VCU, 3/5/19

13pts, 10reb vs. Richmond, 2/27/19

14pts, 13reb at VCU, 2/2/19

% Atlantic 10 Tournament

2019-20	GS	Min	FG	3FG	FT	O-D-T	Avg	PF	FO	A	TO	Blk	Stl	Pts	Avg
Navy	* 26	4-6	0-0	1-2	2-0-2	2.0	2	0	3	2	0	2	9	9.0	
Longwood	* 31	3-5	0-0	2-4	1-2-3	2.5	3	0	0	1	0	1	8	8.5	
LIU	* 34	10-18	3-5	2-2	3-2-5	3.3	0	0	0	3	2	2	25	14.0	
James Madison	* 22	6-11	0-2	0-0	2-4-6	4.0	2	0	3	0	0	0	12	13.5	
Loyola (MD)	* 35	5-13	2-3	11-13	6-2-8	4.8	1	0	0	1	0	0	23	15.4	
at Maryland	* 22	2-5	0-2	2-2	0-2-2	4.3	5	1	1	2	0	0	6	13.8	
vs. Old Dom.	* 34	3-10	1-4	0-1	1-8-9	5.0	1	0	0	6	1	0	7	12.9	
vs. Nebraska	* 27	7-11	2-4	4-4	1-7-8	5.4	2	0	1	4	1	2	20	13.7	
vs. New Mex. St.	* 19	2-4	0-0	4-4	2-1-3	5.1	4	0	0	1	0	2	8	13.1	
Jacksonville St.	* 28	8-13	3-4	0-1	3-2-5	5.1	3	0	0	0	0	0	19	13.7	
American	* 32	3-6	2-3	0-0	1-2-3	4.9	1	0	0	2	0	0	8	13.2	
UMBC	* 35	7-11	2-4	1-1	2-3-5	4.9	2	0	0	3	0	3	17	13.5	
at TCU	* 32	4-10	2-5	5-6	1-2-3	4.8	0	0	0	0	0	2	15	13.6	
VCU	* 32	4-10	0-1	3-4	1-2-3	4.6	4	0	3	0	0	0	11	13.4	
St. Bona.	* 29	2-7	2-4	2-4	1-1-2	4.5	2	0	2	1	0	2	8	13.1	
at La Salle	* 32	5-10	2-4	1-2	1-2-3	4.4	3	0	2	3	0	4	13	13.1	
at Geo. Wash.	* 36	3-11	2-3	4-4	3-3-6	4.5	3	0	1	0	0	2	12	13.0	
Richmond	* 35	4-9	2-5	2-2	1-0-1	4.3	2	0	2	2	0	0	12	12.9	
UMass	* 36	3-9	1-3	2-2	1-6-7	4.4	3	0	0	1	0	1	9	12.7	
at Davidson	* 36	0-9	0-4	1-2	4-0-4	4.4	2	0	1	2	0	1	1	12.2	
Rhode Isl.	* 36	4-13	0-3	3-5	5-2-7	4.5	3	0	1	2	0	0	11	12.1	
at St. Bona.	* 38	4-12	1-7	6-8	5-3-8	4.7	4	0	4	3	0	2	15	12.2	
at UMass	* 31	4-7	0-0	4-7	2-2-4	4.7	2	0	2	2	0	1	12	12.2	
at VCU	* 27	3-10	1-3	4-6	1-3-4	4.6	1	0	2	1	1	0	11	12.2	
Geo. Wash.	* 37	5-9	0-2	1-2	2-2-4	4.6	4	0	2	1	0	2	11	12.1	
at Richmond	* 36	3-9	1-4	4-4	4-5-9	4.8	0	0	2	2	0	1	11	12.1	
St. Joseph's	* 34	5-12	0-1	0-0	1-5-6	4.8	0	0	4	3	0	1	10	12.0	
Dayton	* 34	6-17	1-6	0-0	2-8-10	5.0	2	0	2	1	0	0	13	12.0	
at Duquesne	* 39	9-12	0-3	1-4	5-6-11	5.2	5	1	1	3	0	0	19	12.3	
Saint Louis	* 35	3-12	2-6	5-6	4-1-5	5.2	1	0	1	2	0	1	13	12.3	
at Fordham	* 39	6-10	1-3	4-10	1-4-5	5.2	4	0	4	4	0	1	17	12.5	
vs. St. Joseph's	* 38	8-13	0-2	3-5	1-6-7	5.3	0	0	2	1	0	0	19	12.7	

2018-19	GS	Min	FG	3FG	FT	O-D-T	Avg	PF	FO	A	TO	Blk	Stl	Pts	Avg
Penn	DNP (planned redshirt)														
American	DNP (planned redshirt)														
at Ga. Southern	DNP (planned redshirt)														
Southern	DNP (planned redshirt)														
NC Central	DNP (planned redshirt)														
vs. Cincinnati	DNP (planned redshirt)														
vs. Baylor	DNP (planned redshirt)														
Morgan St.	DNP (planned redshirt)														
at Will. & Mary	DNP (planned redshirt)														
Vermont	DNP (planned redshirt)														
James Madison	DNP (planned redshirt)														
Navy	DNP (planned redshirt)														
at Kansas St.	DNP (planned redshirt)														
at St. Joseph's	DNP (planned redshirt)														
St. Bona.	DNP (planned redshirt)														
Davidson	DNP (planned redshirt)														
at Rhode Isl.	23	6-8	0-1	2-2	1-0-1	1.0	1	0	0	0	2	2	14	14.0	
at UMass	* 29	2-5	1-3	2-2	1-2-3	2.0	3	0	1	2	0	0	7	10.5	
Fordham	* 22	3-4	1-2	2-2	0-3-3	2.3	4	0	0	1	0	1	9	10.0	
at Dayton	* 21	2-4	1-1	0-0	1-4-5	3.0	3	0	0	1	0	1	5	8.8	
Geo. Wash.	* 21	2-3	0-0	0-4	2-1-3	3.0	1	0	0	0	2	1	4		



14

RODNEY MILLER JR.

SIXTH-YEAR REDSHIRT SENIOR

7-0 • 235 • CENTER

LAURELTON, N.Y.

OAK HILL ACADEMY (VA.)

As a Redshirt Senior (2020-21): Season did not count towards eligibility due to COVID-19 pandemic ... Appeared in five games, missing the other 22 due to injuries ... Grabbed a rebound in the season opener against North Florida (11/29) ... Posted two steals and a block in a season-high 10 minutes versus Stetson (12/4) ... Helped Miami rally from a 20-point deficit to beat Purdue (12/8) in the ACC/Big Ten Challenge ... Injured his left groin early against FGCU (12/12) and missed the final 30-plus minutes, as well as the ensuing contest versus Pittsburgh (12/16) ... Returned to the court against Jacksonville (12/19), but departed after 33 seconds of action due to a season-ending right knee injury.

As a Redshirt Junior (2019-20): All-ACC Academic Team

Played in 30 of 31 games, missing one due to injury, and earned 28 starts ... Averaged 7.2 points and 5.5 rebounds, second on the team, over 24.1 minutes per game, while shooting a team-high 57.5 percent from the floor ... Tied for No. 15 in ACC-only offensive rebounding (2.0) and tied for No. 20 in ACC-only total rebounding (6.0) ... Registered the fifth-best single-season ACC-only field goal percentage (56.9) in program history ... Recorded two of the four-best single-game field goal marks (5-of-6) and tied for the second-most steals (four) in a game by a Hurricane ... Scored in double figures 10 times and grabbed seven-plus boards 11 times, including 10-plus twice with a high

of 13, the second-most by a Hurricane all season ... Blocked multiple shots five times and played 30-plus minutes in eight outings ... Led Miami in scoring twice and in rebounding eight times ... Grabbed nine boards against fifth-ranked Louisville (11/5) in the season opener in his first collegiate start ... Totaled 12 points, his first double-digit performance, on 5-of-6 shooting in 32 minutes against Florida Atlantic (11/8) ... Notched eight points and eight boards versus Missouri State (11/21) in the Charleston Classic ... Scored 10 points against UConn (11/24), also in the Charleston Classic ... In a return to New York, posted 11 points and nine rebounds versus Temple (12/17) at the Barclays Center ... Scored a career-high 16 points at NC State (1/15), shooting 6-of-8 from the floor and 4-of-5 at the line, while adding seven boards ... Logged his first-career double-double with 13 points and a career-best 13 rebounds at eighth-ranked Duke (1/21) ... Notched 13 points on 6-of-8 shooting at North Carolina (1/25) ... Posted 11 points on 5-of-6 shooting, adding eight rebounds, against Virginia Tech (1/28) ... Recorded a fourth consecutive double-digit scoring total with a career-high-tying 16 points at Pittsburgh (2/2), finishing 6-of-9 from the floor and 4-of-4 at the stripe in 33 minutes ... Did not play at eighth-ranked Florida State (2/8) due to a left ankle injury sustained against NC State (2/5) ... Scored 11 points, made all four of his field goals and grabbed seven boards against Boston College (2/12) ... Compiled eight points

and 10 rebounds against Wake Forest (2/15) ... Put up 10 points in a career-high 35 minutes in the triple-overtime win at Virginia Tech (2/19), his seventh double-digit scoring total in a 10-outing stretch during which he averaged 10.7 points per game.

As a Junior (2018-19): Redshirted and did not compete.

As a Sophomore (2017-18): Played in 15 games off bench, including seven in ACC play ... Averaged 1.1 points and 0.5 rebounds per game ... Scored four points in five minutes of action against Navy (11/12) ... Played season-high six minutes against Middle Tennessee (12/25) ... Scored two points and matched career high with three rebounds at Virginia Tech (2/3) ... Recorded three points in five minutes of action in ACC tournament against North Carolina (3/8).

As a Freshman (2016-17): Played 15 games ... Averaged 0.9 points, 0.6 rebounds, 0.1 blocks in 3.8 minutes per game ... Totaled 14 points, nine rebounds and one block in 57 minutes ... Hit 45.5 percent (5-of-11) from the field, and 44.4 percent (4-of-9) at the line ... Season highs: 5 points vs. Western Carolina (11/11); 3 rebounds at North Florida (11/16); 1 blocked shot vs. NC State (12/31); 11 minutes at North Florida (11/16) ... Played in six ACC games ... In ACC play, totaled one point in 10 minutes.

High School: Graduated from Oak Hill Academy (Va.) ... Consensus four-star recruit, ranked No. 90 overall by Scout and No. 96 by 247Sports ... As a center, tabbed No. 15 by ESPN and No. 17 by Scout ... In 2014 participated in the Nike Elite 100 ... Played AAU ball for the NY Lightning ... Played freshman season at St. Benedict's (N.J.) ... On Oak Hill's Honor Court, a leadership committee where student members are chosen by the administration for their citizenship and sound ethical and moral judgment ... Former Oak Hill standouts include Carmelo Anthony, Dwayne Bacon, Michael Beasley, Steve Blake, Quinn Cook, Kevin Durant, Stephen Jackson, Brandon Jennings, Ty Lawson, Ben McLemore, Ron Mercer, Rajon Rondo, Josh Smith, Nolan Smith, Jerry Stackhouse, Rod Strickland and many others.

Personal: Born Dec. 29, 1996 ... Parents are Rodney Sr., and Maria ... Has a sister, Sasha ... Graduated from Miami in May 2020 after majoring in sport administration with a minor in sociology ... Currently pursuing a second bachelor's degree as an exploratory arts and sciences major ... Started playing basketball at age 11 and first dunk was at age 12, in the Rucker League ... While attending Eaglebrook School (Mass.) in seventh and eighth grade, also competed in middle school baseball and water polo.

MILLER CAREER STATISTICS										3-Point			Free Throws			Rebounds			Scoring						
Season	GP	GS	Min.	Avg.	FG	FGA	Pct.	FG	FGA	Pct.	FT	FTA	Pct.	Off.	Def.	Tot.	Avg.	PF	FO	Ast.	TO	Blk	Stl	Pts.	Avg.
2016-17	15	0	57	3.8	5	11	.455	0	0	.000	4	9	.444	4	5	9	0.6	6	0	0	1	1	0	14	0.9
2017-18	15	0	52	3.5	8	14	.571	0	0	.000	2	12	.167	3	4	7	0.5	7	0	0	3	1	0	18	1.2
2018-19	DNP																								
2019-20	30	28	723	24.1	92	160	.575	0	1	.000	32	53	.604	57	108	165	5.5	68	0	14	21	22	19	216	7.2
2020-21	5	0	23	4.6	0	2	.000	0	0	.000	2	4	.500	2	0	2	0.4	4	0	0	2	1	2	2	0.4
TOTAL	65	28	855	13.2	105	187	.561	0	1	.000	40	78	.513	66	117	183	2.8	85	0	14	27	25	21	250	3.8



2020-21	GS	Min	FG	3FG	FT	O-D-T	Avg	PF	FO	A	TO	Blk	Stl	Pts	Avg
North Florida	5	0-0	0-0	0-0	1-0-1	1.0	0	0	0	1	0	0	0	0	0.0
Stetson	11	0-0	0-0	2-4	0-0-0	0.5	1	0	0	0	1	2	2	1.0	
Purdue	4	0-0	0-0	0-0	0-0-0	0.3	3	0	0	0	0	0	0	0.7	
FGCU	2	0-2	0-0	0-0	1-0-1	0.5	0	0	0	1	0	0	0	0.5	
Pittsburgh	DNP (left groin)														
Jacksonville	1	0-0	0-0	0-0	0-0-0	0.4	0	0	0	0	0	0	0	0.4	
at Va. Tech	DNP (right knee)														
Clemson	DNP (right knee)														
N. Carolina	DNP (right knee)														
at NC State	DNP (right knee)														
at Boston Col.	DNP (right knee)														
Louisville	DNP (right knee)														
at Syracuse	DNP (right knee)														
Notre Dame	DNP (right knee)														
at Florida St.	DNP (right knee)														
at Wake For.	DNP (right knee)														
Duke	DNP (right knee)														
Va. Tech	DNP (right knee)														
at Notre Dame	DNP (right knee)														
Ga. Tech	DNP (right knee)														
Florida St.	DNP (right knee)														
at Clemson	DNP (right knee)														
at Virginia	DNP (right knee)														
Boston Col.	DNP (right knee)														
vs. Pittsburgh	DNP (right knee)														
vs. Clemson	DNP (right knee)														
vs. Ga. Tech	DNP (right knee)														

2019-20	GS	Min	FG	3FG	FT	O-D-T	Avg	PF	FO	A	TO	Blk	Stl	Pts	Avg
Louisville	* 20	3-5	0-0	0-2	3-6-9	9.0	3	0	0	1	0	0	6	6.0	
Fla. Atlantic	* 32	5-6	0-0	2-2	1-4-5	7.0	2	0	2	1	0	2	12	9.0	
at UCF	* 21	4-5	0-0	0-0	3-3-6	6.7	4	0	0	0	0	0	8	8.7	
Quinnipiac	* 21	2-5	0-0	0-0	3-4-7	6.8	3	0	0	1	1	0	4	7.5	
vs. Missouri St.	* 31	4-8	0-0	0-0	3-5-8	7.0	3	0	0	1	1	1	8	7.6	
vs. Florida	* 28	2-4	0-0	0-4	3-1-4	6.5	1	0	1	1	2	2	4	7.0	
vs. UConn	* 17	5-8	0-0	0-0	0-1-1	5.7	2	0	0	1	0	0	10	7.4	
at Illinois	* 25	1-2	0-0	0-0	1-1-2	5.3	3	0	2	0	1	0	2	6.8	
Alabama A&M*	* 16	2-2	0-0	2-2	2-1-3	5.0	1	0	1	0	2	1	6	6.7	
vs. Temple	* 24	5-9	0-0	1-3	2-7-9	5.4	3	0	1	1	0	0	11	7.1	
Coppin St.	* 21	0-1	0-0	0-0	0-5-5	5.4	2	0	1	0	1	0	0	6.5	
at Clemson	* 12	0-0	0-0	0-0	0-2-2	5.1	1	0	0	0	0	0	0	5.9	
Duke	* 29	4-8	0-0	0-0	1-2-3	4.9	3	0	0	1	1	0	8	6.1	
Louisville	* 21	0-3	0-0	0-1	0-6-6	5.0	3	0	0	0	0	0	1	5.6	
Pittsburgh	* 36	3-6	0-0	1-3	1-6-7	5.1	0	0	0	0	2	1	7	5.7	
at NC State	* 31	6-8	0-0	4-5	4-3-7	5.3	4	0	0	1	0	1	16	6.4	
Florida St.	* 25	2-4	0-0	0-0	3-5-8	5.4	4	0	0	1	0	0	4	6.2	
at Duke	* 27	4-8	0-0	5-6	4-9-13	5.8	3	0	0	1	0	0	13	6.6	
at N. Carolina	* 30	6-8	0-0	1-1	0-4-4	5.7	3	0	0	1	2	0	13	6.9	
Va. Tech	* 26	5-6	0-0	1-1	1-7-8	5.9	3	0	0	2	1	0	11	7.2	
at Pittsburgh	* 33	6-9	0-0	4-4	2-2-4	5.8	3	0	1	2	1	2	16	7.6	
NC State	* 21	2-6	0-0	1-4	3-0-3	5.6	0	0	0	1	1	2	5	7.5	
at Florida St.	DNP (left ankle)														
Boston Col.	24	4-4	0-0	3-4	3-4-7	5.7	2	0	0	0	1	0	11	7.6	
Wake For.	* 19	3-5	0-0	2-5	5-5-10	5.9	2	0	1	2	1	0	8	7.6	
at Va. Tech	* 35	5-10	0-1	0-0	2-3-5	5.8	2	0	0	0	2	0	10	7.7	
at Notre Dame*	* 17	2-6	0-0	1-2	2-4-6	5.8	0	0	0	1	0	1	5	7.6	
at Ga. Tech	* 30	3-5	0-0	2-2	1-3-4	5.8	3	0	2	1	1	4	8	7.6	
Virginia	* 22	2-4	0-0	2-2	1-3-4	5.7	1	0	1	0	1	0	6	7.6	
SYRACUSE	* 22	2-4	0-0	0-0	2-2-4	5.7	3	0	1	0	0	1	4	7.4	
vs. Clemson	7	0-1	0-0	0-0	1-0-1	5.5	1	0	0	0	0	0	0	7.2	

2018-19 GS Min FG 3FG FT O-D-T Avg PF FO A TO Blk Stl Pts Avg
 REDSHIRTED AND DID NOT COMPETE

2017-18	GS	Min	FG	3FG	FT	O-D-T	Avg	PF	FO	A	TO	Blk	Stl	Pts	Avg
Gard-Webb	4	0-1	0-0	0-1	0-1-1	1.0	0	0	0	0	0	0	0	0	0.0
Navy	5	2-3	0-0	0-2	0-0-0	0.5	1	0	0	0	0	0	0	4	2.0
Florida A&M	6	1-1	0-0	0-0	0-1-1	0.7	0	0	0	0	0	0	0	2	2.0
vs. La Salle	1	0-0	0-0	0-1	0-0-0	0.5	0	0	0	0	0	0	0	0	1.5
North Florida	DNP														
at Minnesota	DNP														
vs. Princeton	3	1-1	0-0	0-1	0-0-0	0.4	0	0	0	0	0	0	0	2	1.6
Boston Univ.	DNP														
at Geo. Wash.	DNP														
at Hawai'i	DNP														
vs. NM State	3	0-0	0-0	0-0	0-1-1	0.5	1	0	0	1	0	0	0	0	1.3
vs. Mid. Tenn.	6	1-1	0-0	0-0	0-0-0	0.4	2	0	0	1	0	0	0	2	1.4
at Pittsburgh	3	0-2	0-0	0-0	0-0-0	0.4	0	0	0	0	0	0	0	0	1.3
at Ga. Tech	1	0-0	0-0	0-0	0-0-0	0.3	0	0	0	0	0	0	0	0	1.1
Florida St.	DNP														
at Clemson	DNP														
Duke	DNP														
at NC State	DNP														
Louisville	DNP														
at Florida St.	DNP														
Pittsburgh	DNP														
at Va. Tech	4	1-2	0-0	0-0	2-1-3	0.6	1	0	0	1	1	0	0	2	1.2
Wake For.	3	0-0	0-0	1-2	0-0-0	0.5	0	0	0	0	0	0	0	1	1.2
at Boston Col.	2	0-0	0-0	0-0	0-0-0	0.5	0	0	0	0	0	0	0	0	1.1
Virginia	DNP														
Syracuse	DNP														
at Notre Dame	3	0-0	0-0	0-2	0-0-0	0.5	1	0	0	0	0	0	0	0	1.0
Boston Col.	DNP														
at N. Carolina	DNP														
Va. Tech	3	1-1	0-0	0-1	0-0-0	0.4	1	0	0	0	0	0	0	2	1.1
vs. N. Carolina	5	1-2	0-0	1-2	1-0-1	0.5	0	0	0	0	0	0	0	3	1.2
vs. Loyola Chi.	DNP														
2016-17	GS	Min	FG	3FG	FT	O-D-T	Avg	PF	FO	A	TO	Blk	Stl	Pts	Avg
W. Carolina	10	1-4	0-0	3-6	2-0-2	2.0	1	0	0	0	0	0	0	5	5.0
at N. Florida	11	2-2	0-0	0-0	1-2-3	2.5	2	0	0	0	0	0	0	4	4.5
Penn	4	1-1	0-0	0-0	0-0-0	1.7	1	0	0	0	0	0	0	2	3.7
vs. Stanford	DNP														
vs. Iowa St.	DNP														
vs. Florida	1	0-0	0-0	0-0	0-0-0	1.3	0	0	0	0	0	0	0	0	2.8
Rutgers	2	0-0	0-0	0-1	0-0-0	1.0	1	0	0	0	0	0	0	0	2.2
vs. Wofford	DNP														
SC State	7	0-0	0-0	0-0	0-2-2	1.2	0	0	0	1	0	0	0	0	1.8
Fla. Atlantic	3	0-0	0-0	0-0	0-0-0	1.0	0	0	0	0	0	0	0	0	1.6
Geo. Wash.	DNP														
Columbia	DNP														
NC State	3	0-0	0-0	0-0	0-0-0	0.9	0	0	0	0	1	0	0	0	1.4
at Syracuse	0	0-0	0-0	0-0	0-0-0	0.8	0	0	0	0	0	0	0	0	1.2
Notre Dame	DNP														
at Pittsburgh	2	0-1	0-0	0-0	0-0-0	0.7	0	0	0	0	0	0	0	0	1.1
at Wake For.	1	0-0	0-0	1-2	0-0-0	0.6	0	0	0	0	0	0	0	1	1.1
at Duke	DNP														
Boston Col.	DNP														
N. Carolina	DNP														
Florida St.	3	0-0	0-0	0-0	0-0-0	0.6	0	0	0	0	0	0	0	0	1.0
at NC State	DNP														
Va. Tech	DNP														
at Louisville	1	0-0	0-0	0-0	0-0-0	0.5	0	0	0	0	0	0	0	0	0.9
Ga. Tech	DNP														
Clemson	DNP														
at Virginia	DNP														
Duke	DNP														
at Va. Tech	DNP														
at Florida St.	DNP														
vs. Syracuse	DNP														
vs. N. Carolina	8	1-3	0-0	0-0	1-0-1	0.6	1	0	0	0	0	0	0	2	1.0
vs. Michigan St.	1	0-0	0-0	0-0	0-1-1	0.6	0	0	0	0	0	0	0	0	0.9

MILLER'S CAREER HIGHS

Points

Career: 16, 2x, last at Pittsburgh, 2/2/20
ACC: 16, 2x, last at Pittsburgh, 2/2/20

Rebounds

Career: 13 at Duke, 1/21/20
ACC: 13 at Duke, 1/21/20

Assists

Career: 2 3x, last at Georgia Tech, 2/29/20
ACC: 2 at Georgia Tech, 2/29/20

Steals

Career: 4 at Georgia Tech, 2/29/20
ACC: 4 at Georgia Tech, 2/29/20

Blocked Shots

Career: 2 5x, last at Virginia Tech, 2/19/20
ACC: 2 3x, last at Virginia Tech, 2/19/20

Field Goals Made

Career: 6 2x, last at Pittsburgh, 2/2/20
ACC: 6 2x, last at Pittsburgh, 2/2/20

Field Goal Attempts

Career: 10 at Virginia Tech, 2/19/20
ACC: 10 at Virginia Tech, 2/19/20

3-Point Field Goals Made

Career: –
ACC: –

3-Point Field Goal Attempts

Career: 1 at Virginia Tech, 2/19/20
ACC: 1 at Virginia Tech, 2/19/20

Free Throws Made

Career: 5 at Duke, 1/21/20
ACC: 5 at Duke, 1/21/20

Free Throw Attempts

Career: 6 2x, last at Duke, 1/21/20
ACC: 6 at Duke, 1/21/20

Minutes

Career: 36 at Pittsburgh, 2/2/20
ACC: 36 at Pittsburgh, 2/2/20

CAREER DOUBLE-DOUBLES (1)

13pts, 13reb at Duke, 1/21/20



5

CHARLIE MOORE

SIXTH-YEAR REDSHIRT SENIOR

5-11 • 175 • GUARD

CHICAGO, ILL.

DePAUL | KANSAS | CAL | MORGAN PARK

As a Redshirt Senior at DePaul (2020-21): *Preseason First Team All-BIG EAST ... BIG EAST Player of the Week (2/22)*

Appeared in 16 of 19 games, earning 15 starts ... Missed three contests due to injuries ... Paced the Blue Demons in assists (4.2), steals (1.5) and minutes (32.3) per game, while co-leading the team in scoring (14.4) ... Finished seventh in the BIG EAST in assists, No. 10 in scoring, No. 11 in assist-to-turnover ratio (1.26:1), No. 12 in free-throw percentage (76.2), No. 13 in 3-pointers per game (1.8) and No. 14 in minutes ... In league-only competition, placed fourth in assists (4.4), ninth in free-throw percentage (80.0), No. 12 in scoring (13.8), No. 12 in assist-to-turnover ratio (1.26:1) and No. 14 in 3-pointers per game (1.6) ... Logged the most made free throws in a game without a miss (10) by any BIG EAST player all season ... Tied for the most made free throws (10) by a player in any BIG EAST game ... Scored in double figures nine times, eclipsing 15 in seven outings and surpassing 20 in six of them ... Pulled down at least five rebounds on four occasions ... Dished out five-plus assists five times, posting a high of eight ... Played 30-plus minutes 10 times, with 35-plus in seven games and over 40 once ... Tallied 22 points on 8-of-15 shooting, including a 4-of-7 clip from deep, in 35 minutes versus Western Illinois (12/23) to open the season ... Recorded 19 points, five rebounds and a season-best eight assists in a career-high 46 minutes at Providence (12/27) ... Notched 14 points and five assists against Valparaiso (1/16) ... Dropped 21 points and shot 10-of-10 at the line in a win at Marquette (1/23) ... Scored 21 points in 35 minutes versus St. John's (1/27) ... Did not play against No. 17/14 Creighton (1/30) due to a right elbow injury ... Missed the games against Providence (2/13) and at Seton Hall (2/17) because of a left knee injury ... Returned to action at St. John's (2/20) with a 24-point, six-rebound, eight-assist performance, finishing 8-of-13 from the floor ... Put up 22 points on 9-of-19 shooting, good for a season best in makes, against

Georgetown (2/27) ... Logged 21 points on 8-of-13 shooting, adding a season-high seven rebounds, in a BIG EAST Tournament first-round win over Providence (3/10).

As a Redshirt Junior at DePaul (2019-20):

Started all 32 games for the Blue Demons ... Led the team in points (15.5) and assists (6.1) per game, while placing second in steals (1.5) and free-throw percentage (81.1) ... Led the BIG EAST in assist average, while placing third in minutes (35.6), sixth in steals, eighth in scoring, ninth in assist-to-turnover ratio (1.75:1), No. 10 in free-throw percentage and No. 15 in 3-pointers per game (1.7) ... Lone player to place top-10 in points, assists and steals ... In conference-only action, finished second in assists (5.6), fourth in minutes (36.4), eighth in scoring (14.7), No. 12 in assist-to-turnover ratio (1.44:1), No. 13 in free-throw percentage (80.5) and tied for No. 13 in steals (1.2) ... Placed fourth on DePaul's single-season assists list (196) ... Was on pace to be the second Blue Demon, alongside Rod Strickland (1987-88), with 400 points and 200 assists in a season before the cancelation of the BIG EAST Tournament ... Scored at least eight points in all but one game, reaching double figures in 25 of them, with 15-plus 14 times, 20-plus 10 times and 25-plus four times ... Grabbed at least five rebounds in seven appearances ... Logged five-plus assists in 22 outings, with eight-plus in 11 and 10-plus in five, including three straight with double figures ... Totaled at least three steals seven times, twice notching five ... Played 30-plus minutes on 29 occasions, with 35-plus 21 times, 38-plus 14 times and 40-plus five times ... Registered four double-doubles ... Made his DePaul debut against Alcorn State (11/5), totaling 14 points and five assists while making all three of his 3-pointers ... Posted 17 points and six assists, hitting all seven free-throw attempts, versus Chicago (11/6) ... Scored 27 points on 10-of-17 overall shooting, tying a career high in makes, with a 5-of-9 clip

HURRICANES

from deep against Farleigh Dickinson (11/8) ... Tallied 24 points and eight assists, finishing 7-of-7 at the line, at Boston College (11/23) ... Played all 40 minutes and logged his first double-double with 18 points and a career-best 13 assists against Central Michigan (11/26), also logging four steals ... Recorded a second consecutive double-double with 21 points and 12 assists in 39 minutes during a win at Minnesota (11/29), adding a career-best five steals ... Recorded six points, five rebounds, 10 assists and a career-high-tying five steals in a then-career-high 43 minutes during an overtime win at reigning NCAA runner-up Texas Tech (12/4) ... Scored 26 points and went 9-of-11 at the line against UIC (12/14) ... Registered a 25-point, 10-assist double-double in 39 minutes versus Northwestern (12/21) ... Compiled his fourth double-double with 14 points and 12 assists at St. John's (1/11), also grabbing a career-high eight rebounds in nearly 40 minutes of action ... Dropped a season-high 29 points in 42 minutes at No. 14/15 Villanova (1/14), shooting 10-of-17 from the floor to tie a career high in makes and going 5-of-7 from deep, while adding six assists and three steals ... Totaled nine points, six rebounds and eight assists in a win over fifth-ranked Butler (1/18) ... Posted 13 points and seven assists, while making all seven of his free throws, versus Creighton (1/22) ... Finished with 20 points, seven rebounds and five assists, while playing all 40 minutes, against St. John's (1/25), shooting 9-of-10 at the line ... Scored 14 points in 39 minutes at No. 10 Seton Hall (1/29) ... Poured in 20 points, shooting 4-of-6 from deep, at No. 23/21 Creighton (2/15) ... Tallied 20 points and seven assists against Georgetown (2/22), going 8-of-10 at the stripe ... Scored 15 points in a win over Marquette (3/3) ... Ended the regular season with 14 points and six assists at Providence (3/7) ... Amassed 18 points and nine assists versus Xavier (3/11) in the BIG EAST Tournament opener, shooting 4-of-8 from long range.

As a Redshirt Sophomore at Kansas (2018-19):

Played in 35 of 36 games, earning one start ... Averaged 2.9 points, 1.0 rebound and 1.3 assists per contest ... Scored seven-plus points five times with a high of 18 ... Dished out at least three assists on five occasions with a high of six ... Played 20-plus minutes in six games with a high of 32 ... Debut as a Jayhawk versus No. 10 Michigan State (11/6) in the State Farm

Champions Classic at Bankers Life Fieldhouse ... Logged seven points and two assists in 21 minutes against Vermont (11/12) ... Tallied nine points and two assists in a season-high 32 minutes in an overtime win against fifth-ranked Tennessee (11/23) in the NIT Season Tip-Off final at the Barclays Center ... Started and played 24 minutes against New Mexico State (12/8), recording a season-best three steals ... Posted a season-high 18 points, four assists and two steals versus South Dakota (12/18), shooting 6-of-9 from 3-point range, good for a career best in makes, in 21 minutes ... Registered a season-best six assists in a win over No. 16 Texas Tech (2/2) ... Notched eight points, three rebounds, three assists and two steals in 20 minutes at Kansas State (2/5) ... Scored nine points at No. 14 Texas Tech (2/23) ... Made his NCAA Tournament debut with 16 minutes of action in the Round of 64 win against Northeastern (3/21).

As a Sophomore at Kansas (2017-18):

Transferred from the University of California, Berkeley ... Sat out season in accordance with NCAA rules ... Jayhawks finished 31-8, swept the Big 12 titles and reached the NCAA Final Four.

As a Freshman at Cal (2016-17): Pac-12 All-Freshman Honorable Mention ... Pac-12 Player of the Week (11/21)

Lone player to start all 34 games ... Led the team in assists (3.1) and steals (1.1) per game, while ranking third in scoring (12.2) and minutes (28.8) ... Set the Cal single-game freshman scoring record with 38 points, the fourth-most by a freshman in Pac-12 history ... Tied for the eighth-most points in a game by a Golden Bear, recording the top total since Jerome Randle on 1/14/10 ... Finished fifth all-time among Cal freshmen in assists (120), as well as sixth in points (414) and seventh in made free throws (99) ... Scored in double figures 22 times, with 15-plus in 13 outings and 20-plus in four ... Reached five assists in nine appearances, notching eight twice ... Played at least 30 minutes on 17 occasions, with 35-plus seven times and 40-plus thrice ... Scored six points against South Dakota State (11/11) in his collegiate debut ... Dropped 38 points, against UC Irvine (11/16), in his second-career outing, finishing 10-of-20 from the floor, 3-of-7 on 3-pointers and 15-of-17 at the stripe, while playing all 40 minutes ... Scored 17 points



versus San Diego State (11/21) at the Golden 1 Center ... Totaled 18 points, six assists and three steals against Wyoming (11/25) and made all seven of his free throws ... Notched 22 points, four assists and three steals versus Southeastern Louisiana (11/27), finishing 4-of-6 on 3-pointers ... Scored 19 points and played all 40 minutes against Louisiana Tech (11/30) ... Logged 15 points on 6-of-9 shooting versus Princeton (12/6) in Honolulu ... Poured in 22 points, shooting 7-of-9 overall and 4-of-5 from deep, against UC Davis (12/10), adding four assists and a season-best four steals ... Tallied 12 points and five assists versus Cal Poly (12/17) ... Registered 12 points and four assists in 37 minutes versus No. 18 Arizona (12/30) in his Pac-12 debut ... Posted nine points and six assists against Arizona State (1/1) ... Scored 13 points at fourth-ranked UCLA (1/5) ... Recorded 16 points on 6-of-8 shooting, including a 3-of-4 clip from deep, at No. 25 USC (1/8) ... Compiled 10 points, a season-best six rebounds and five assists at No. 11 Oregon (1/19) ... Finished with 15 points, four assists and three steals at Oregon State (1/21) ... Dished out a season-high eight assists against Stanford (1/29) ... Logged 17 points, seven assists and three steals in a season-high 41 minutes versus Utah (2/2) ... Notched 17 points and a season-high-tying eight assists against Colorado (2/5), finishing 5-of-8 from 3-point range ... Amassed 11 points, a co-season-best six rebounds and five assists versus Oregon State (2/24) ... Dropped 21 points on 8-of-14 shooting in a Pac-12 Tournament quarterfinal victory over Utah (3/9) ... Scored 15 points in 35 minutes versus fifth-ranked Oregon (3/10) in the Pac-12 Tournament semifinals.

High School: Graduated from Morgan Park High School where he played for Nick Irvin, now an assistant coach at Western Illinois ... Consensus four-star, top-105 recruit ... Tabbed the top player in Illinois by all three major outlets ... Listed as the No. 55 player nationally, including No. 14 among point guards, by Rivals ... Ranked No. 62 overall, including No. 14 at his position, by ESPN ... Slotted at No. 105 nationally and No. 21 among point guards by 247Sports ... Finished No. 71 in the 247Sports Composite rankings, No. 16 at his position ... Averaged 28.0 points, 7.0 assists and 4.0 per game steals as a senior, guiding his team to a 32-4 record ... Named Illinois Mr. Basketball, Illinois Gatorade Player of the Year and *Chicago Sun-Times* Player of the Year ... Garnered third team all-state accolades as a junior after tallying 25.0 points per contest ... Two-time 3A state champion, as a freshman and sophomore ... Notable Morgan Park alumni include Ayo Dosunmu, recording artist Jeremih and NASA astronaut Mae Jemison, the first black woman to travel into space.

Personal: Full name is Charles Edward Moore ... Goes by Charlie and nickname is "CMo" ... Born Feb. 3, 1998 ... Parents are Curtis Moore and Tanya Casey ... Has two older brothers, Paris "Moonie" Paramore and Michael Pouncey ... Graduated from DePaul University with a degree in communications ... Enrolled in the international administration master's program at Miami ... Favorite athlete is Kevin Durant because of his combination of size, handles, shooting ability and defensive skill ... Best sports memory is winning the state title as a sophomore ... Chose Miami because of the family-like atmosphere

MOORE CAREER STATISTICS																									
Season	GP	GS	Min.	Avg.	FG	FGA	Pct.	3-Point	Free Throws	Rebounds			Scoring												
								FG	FTA	Pct.	Off.	Def.	Tot.	Avg.	PF	FO	Ast.	TO	Blk	Stl	Pts.	Avg.			
2016-17*	34	34	980	28.8	135	438	.388	45	128	.352	99	131	.756	12	55	67	2.0	87	0	120	99	0	37	414	12.2
2017-18^	DNP																								
2018-19^	35	1	457	13.1	36	126	.286	20	75	.267	10	14	.714	8	27	35	1.0	37	0	44	31	2	21	102	2.9
2019-20!	32	32	1136	35.5	164	436	.376	53	167	.317	116	143	.811	15	91	106	3.3	81	3	196	112	2	49	497	15.5
2020-21!	16	15	515	32.2	85	209	.407	28	81	.346	32	42	.762	12	46	58	3.6	37	0	67	53	0	17	230	14.4
TOTAL	117	82	3088	26.4	420	1119	.375	146	451	.324	257	330	.779	47	219	266	2.3	242	3	427	295	4	124	1243	10.6

* at the University of California, Berkeley

^ at the University of Kansas

! at DePaul University

2020-21	GS	Min	FG	3FG	FT	O-D-T	Avg	PF	FO	A	TO	Blk	Stl	Pts	Avg	
Western Ill.	* 35	8-15	4-7	2-4	0-4-4	4.0	2	0	4	4	0	2	22	22.0		
at Providence *	46	7-20	3-9	2-2	2-3-5	4.5	3	0	8	6	0	1	19	20.5		
at UConn *	31	4-12	0-2	0-1	1-1-2	3.7	2	0	4	2	0	1	8	16.3		
Seton Hall *	28	3-12	1-3	0-1	1-1-2	3.3	4	0	5	2	0	0	7	14.0		
UConn *	35	4-12	1-3	0-0	2-2-4	3.4	1	0	3	5	0	0	9	13.0		
Valparaiso *	28	5-10	2-3	2-2	0-3-3	3.3	2	0	5	2	1	0	14	13.2		
Butler *	24	3-9	1-7	4-5	0-2-2	3.1	3	0	2	3	0	1	11	12.9		
at Marquette *	30	5-13	1-6	10-10	0-3-3	3.1	1	0	3	4	0	1	21	13.9		
St. John's *	35	8-18	3-5	2-4	0-3-3	3.1	2	0	4	1	0	2	21	14.7		
Creighton	DNP (right elbow)															
at Butler *	26	2-8	1-3	0-0	2-1-3	3.1	4	0	3	4	0	0	5	13.7		
Providence	DNP (left knee)															
at Seton Hall	DNP (left knee)															
at St. John's	32	8-13	2-3	6-6	2-4-6	3.4	3	0	8	5	0	1	24	14.6		
at Creighton *	28	4-10	1-5	0-0	0-3-3	3.3	1	0	3	4	0	3	9	14.2		
Georgetown *	37	9-19	4-7	0-1	0-2-2	3.2	1	0	4	2	0	1	22	14.8		
Marquette *	35	4-16	1-9	0-0	1-2-3	3.2	2	0	6	4	0	0	9	14.4		
vs. Providence *	36	8-13	3-7	2-3	1-6-7	3.5	3	0	3	3	0	2	21	14.8		
vs. UConn *	29	3-9	0-2	2-3	0-6-6	3.6	3	0	2	2	0	0	8	14.4		

2019-20	GS	Min	FG	3FG	FT	O-D-T	Avg	PF	FO	A	TO	Blk	Stl	Pts	Avg
Alcorn St.	* 26	5-8	3-3	1-2	0-3-3	3.0	1	0	5	1	0	0	14	14.0	
Chicago *	29	5-9	0-2	7-7	0-3-3	3.0	0	0	6	2	0	1	17	15.5	
Far. Dickinson *	36	10-16	5-9	2-2	1-0-1	2.3	0	0	4	2	0	2	27	19.3	
at Iowa *	16	3-6	1-3	1-2	0-1-1	2.0	4	0	3	3	0	0	8	16.5	
Cornell *	29	3-10	1-6	1-2	0-3-3	2.2	0	0	2	3	0	1	8	14.8	
at Boston Col. *	39	7-21	3-7	7-7	1-3-4	2.5	1	0	8	4	0	0	24	16.3	
Central Mich. *	40	7-16	1-5	3-4	0-4-4	2.7	1	0	13	4	0	4	18	16.6	
at Minnesota *	39	8-21	3-6	2-4	0-3-3	2.8	2	0	12	4	0	5	21	17.1	
Texas Tech *	43	2-15	0-4	2-2	1-4-5	3.0	2	0	10	3	1	5	6	15.9	
Buffalo *	38	3-14	1-6	1-2	0-1-1	2.8	5	1	6	8	0	1	8	15.1	
UIC *	38	8-15	1-4	9-11	0-1-1	2.6	1	0	5	2	0	2	26	16.1	
at Cleve. St. *	34	4-11	1-4	3-3	2-1-3	2.7	5	1	3	4	0	3	12	15.8	
Northwestern *	39	8-17	4-10	5-6	0-3-3	2.7	1	0	10	0	0	3	25	16.5	
Seton Hall *	33	4-15	1-7	4-4	0-2-2	2.6	4	0	4	8	0	2	13	16.2	
Providence *	34	4-12	1-5	2-2	0-3-3	2.7	4	0	5	5	0	1	11	15.9	
at St. John's *	40	4-12	1-5	5-9	1-7-8	3.0	4	0	12	5	0	1	14	15.8	
at Villanova *	42	10-17	5-7	4-7	0-0-0	2.8	1	0	6	3	0	3	29	16.5	
Butler *	36	3-13	1-4	2-2	2-4-6	3.0	5	1	8	6	0	1	9	16.1	
Creighton *	38	3-15	0-4	7-7	0-3-3	3.0	3	0	7	4	0	1	13	15.9	
St. John's *	40	5-15	1-6	9-10	2-5-7	3.2	4	0	5	1	0	0	20	16.2	
at Seton Hall *	39	5-12	1-4	3-4	0-4-4	3.2	3	0	4	8	0	3	14	16.0	
at Marquette *	37	8-17	0-3	5-7	1-5-6	3.4	4	0	8	3	0	2	21	16.3	
Xavier *	39	4-18	2-9	0-0	1-4-5	3.4	4	0	8	1	0	2	10	16.0	
at Georgetown *	33	4-12	1-3	5-6	2-3-5	3.5	4	0	9	3	0	0	14	15.9	
at Creighton *	33	8-15	4-6	0-0	1-0-1	3.4	1	0	5	6	0	0	20	16.1	
Villanova *	31	2-10	0-2	4-5	0-4-4	3.4	2	0	2	2	0	1	8	15.8	
Georgetown *	39	5-11	2-5	8-10	0-3-3	3.4	4	0	7	1	0	1	20	15.9	
at Xavier *	32	5-9	2-4	0-0	0-3-3	3.4	4	0	1	6	0	0	12	15.8	
at Butler *	36	3-12	0-3	2-3	0-3-3	3.4	4	0	0	3	0	2	8	15.5	
Marquette *	37	3-15	1-7	8-9	0-3-3	3.4	1	0	3	2	0	1	15	15.5	
at Providence *	35	5-14	2-6	2-2	0-3-3	3.4	2	0	6	3	0	0	14	15.5	
vs. Xavier *	37	6-13	4-8	2-2	0-2-2	3.3	0	0	9	2	1	1	8	15.5	

2018-19	GS	Min	FG	3FG	FT	O-D-T	Avg	PF	FO	A	TO	Blk	Stl	Pts	Avg
vs. Mich. St.	11	0-1	0-1	1-2	2-1-3	3.0	3	0	0	0	0	0	0	1	1.0
Vermont	21	3-6	1-3	0-0	0-1-1	2.0	2	0	2	0	0	0	1	7	4.0
Louisiana	21	0-5	0-3	0-0	0-4-4	2.7	2	0	3	1	0	0	0	0	2.7
vs. Marquette	14	0-0	0-0	0-0	0-1-1	2.3	0	0	0	0	0	0	1	0	2.0
vs. Tennessee	32	3-10	1-4	2-2	0-1-1	2.0	1	0	2	1	0	0	0	9	3.4
Stanford	16	0-1	0-1	3-4	0-0-0	1.7	2	0	3	0	0	0	3	3.3	
Wofford	16	2-8	0-5	0-0	0-0-0	1.4	1	0	0	0	1	0	4	3.4	
New Mex. St. *	24	2-7	1-5	0-0	1-0-1	1.4	2	0	1	1	0	3	5	3.6	
Villanova	17	0-1	0-0	2-2	0-1-1	1.3	3	0	0	3	0	0	2	3.4	
South Dakota	21	6-9	6-9	0-0	0-0-0	1.2	1	0	4	1	0	2	18	4.9	
at Arizona St.	16	1-5	1-3	0-0	0-1-1	1.2	1	0	0	2	0	2	3	4.7	
Eastern Mich.	13	2-4	2-4	0-0	0-0-0	1.1	2	0	1	3	0	1	6	4.8	
Oklahoma	13	0-4	0-1	2-4	1-2-3	1.2	1	0	1	0	0	1	2	4.6	
at Iowa St.	19	1-5	0-2	0-0	2-1-3	1.4	1	0	2	0	0	0	2	4.4	
TCU	4	0-3	0-1	0-0	0-0-0	1.3	0	0	1	0	0	1	0	4.1	
at Baylor	6	0-2	0-1	0-0	0-0-0	1.2	0	0	0	0	0	0	0	3.9	



2018-19 Cnt'd	GS	Min	FG	3FG	FT	O-D-T	Avg	PF	FO	A	TO	Blk	Stl	Pts	Avg
Texas	3	0-1	0-1	0-0	0-0-0	1.1	0	0	0	0	0	0	0	0	3.6
at West Va.	3	0-1	0-0	0-0	0-1-1	1.1	0	0	0	0	0	0	0	0	3.4
Iowa St.	2	0-0	0-0	0-0	0-0-0	1.1	0	0	0	0	0	0	1	0	3.3
at Kentucky	DNP														
at Texas	6	0-0	0-0	0-0	0-0-0	1.0	1	0	0	0	0	0	0	0	3.1
Texas Tech	15	1-5	0-3	0-0	0-1-1	1.0	1	0	6	2	0	0	2	2	3.0
at Kansas St.	20	3-5	2-4	0-0	0-3-3	1.1	2	0	2	3	0	2	8	3	3.3
Okla. St.	13	2-7	0-4	0-0	0-0-0	1.0	0	0	1	0	0	1	4	4	3.3
at TCU	13	0-3	0-2	0-0	0-1-1	1.0	1	0	1	2	0	1	0	1	3.2
West Va.	13	1-4	0-2	0-0	0-0-0	1.0	0	0	2	2	0	0	2	2	3.1
at Texas Tech	19	3-8	3-7	0-0	0-1-1	1.0	1	0	1	2	0	0	9	3	3.3
Kansas St.	8	1-2	1-1	0-0	0-1-1	1.0	0	0	2	0	1	0	3	3	3.2
at Okla. St.	7	0-0	0-0	0-0	0-1-1	1.0	2	0	1	1	0	0	0	0	3.2
at Oklahoma	9	1-3	1-2	0-0	0-0-0	1.0	1	0	2	1	0	0	3	3	3.2
Baylor	8	0-2	0-1	0-0	0-0-0	0.9	3	0	0	0	0	1	0	1	3.1
vs. Texas	7	0-1	0-0	0-0	0-1-1	0.9	0	0	0	0	0	1	0	0	3.0
vs. West Va.	10	1-3	0-1	0-0	0-1-1	0.9	0	0	1	2	0	0	2	2	3.0
vs. Iowa St.	14	2-3	1-1	0-0	1-0-1	0.9	0	0	1	1	0	1	5	3	3.0
vs. N'eastern	16	1-4	0-2	0-0	0-1-1	0.9	2	0	1	2	0	1	2	1	3.0
vs. Auburn	7	0-3	0-1	0-0	1-2-3	1.0	1	0	3	1	0	0	0	0	2.9

2017-18 GS Min FG 3FG FT O-D-T Avg PF FO A TO Blk Stl Pts Avg
 REDSHIRTED AND DID NOT COMPETE

2016-17	GS	Min	FG	3FG	FT	O-D-T	Avg	PF	FO	A	TO	Blk	Stl	Pts	Avg
So. Dakota St.*	21	1-8	1-5	3-5	0-3-3	3.0	4	0	1	2	0	1	6	6.0	
UC Irvine	* 40	10-20	3-7	15-17	1-1-2	2.5	2	0	1	1	0	2	38	22.0	
vs. SDSU	* 28	5-11	2-3	5-6	0-1-1	2.0	4	0	2	4	0	0	17	20.3	
Wyoming	* 32	5-9	1-3	7-7	0-0-0	1.5	2	0	6	1	0	3	18	19.8	
S'eastern La.	* 36	7-13	4-6	4-4	1-1-2	1.6	2	0	4	3	0	3	22	20.2	
La. Tech	* 40	7-17	2-6	3-4	0-3-3	1.8	3	0	3	5	0	0	19	20.0	
Alcorn St.	* 28	2-9	1-5	2-3	0-2-2	1.9	2	0	4	3	0	1	7	18.1	
vs. Princeton	* 30	6-9	1-3	2-5	0-3-3	2.0	4	0	2	3	0	0	15	17.8	
vs. Seton Hall	* 34	5-14	2-4	0-2	1-1-2	2.0	4	0	3	4	0	2	12	17.1	
UC Davis	* 33	7-9	4-5	4-4	0-1-1	1.9	0	0	4	5	0	4	22	17.6	
Cal Poly	* 31	3-8	2-4	2-2	0-2-2	1.9	3	0	5	4	0	0	10	16.9	
Virginia	* 28	3-14	1-5	0-0	1-1-2	1.9	3	0	4	4	0	0	7	16.1	
Arizona	* 37	3-12	1-4	5-8	0-1-1	1.8	4	0	4	4	0	1	12	15.8	
Arizona St.	* 36	2-7	1-4	4-6	1-2-3	1.9	3	0	6	3	0	1	9	15.3	
at UCLA	* 28	5-17	0-3	3-4	1-0-1	1.9	2	0	2	4	0	1	13	15.1	
at USC	* 32	6-8	3-4	1-2	0-1-1	1.8	2	0	3	3	0	1	16	15.2	
Washington	* 21	3-8	0-3	2-2	0-3-3	1.9	4	0	1	4	0	0	8	14.8	
Wash. St.	* 26	4-10	1-2	2-2	0-1-1	1.8	0	0	1	0	0	1	11	14.6	
at Oregon	* 30	4-8	1-2	1-1	2-4-6	2.1	3	0	5	6	0	1	10	14.3	
at Oregon St.*	* 25	4-7	0-1	7-9	0-2-2	2.1	4	0	4	1	0	3	15	14.4	
Stanford	* 26	2-5	0-1	0-2	0-1-1	2.0	1	0	8	3	0	0	4	13.9	
Utah	* 41	6-16	1-5	4-6	0-3-3	2.0	4	0	7	3	0	3	17	14.0	
Colorado	* 32	6-14	5-8	0-0	2-0-2	2.0	3	0	8	3	0	1	17	14.1	
at Arizona St.*	* 23	4-8	1-3	2-2	0-2-2	2.0	3	0	3	3	0	1	11	14.0	
at Arizona	* 12	1-3	0-1	0-0	0-1-1	2.0	0	0	2	1	0	0	2	13.5	
at Stanford	* 26	3-13	0-5	0-2	0-3-3	2.0	4	0	6	1	0	1	6	13.2	
Oregon	* 32	1-8	0-4	6-6	1-2-3	2.1	2	0	4	3	0	0	8	13.0	
Oregon St.*	* 25	3-7	1-1	4-4	1-5-6	2.2	1	0	5	1	0	1	11	13.0	
at Utah	* 18	1-8	0-2	3-6	0-1-1	2.2	3	0	1	2	0	0	5	12.7	
at Colorado	* 17	0-6	0-2	0-0	0-0-0	2.1	3	0	1	3	0	0	0	12.3	
vs. Oregon St.*	* 31	3-12	1-4	3-4	0-0-0	2.0	2	0	4	1	0	1	10	12.2	
vs. Utah	* 28	8-14	2-5	3-4	0-1-1	2.0	4	0	2	1	0	2	21	12.5	
vs. Oregon	* 35	5-11	3-6	2-2	0-2-2	2.0	1	0	3	7	0	1	15	12.5	
CSU Bakers.	* 18	0-5	0-2	0-0	0-1-1	2.0	1	0	1	3	0	1	0	12.2	

MOORE'S CAREER HIGHS*
includes two seasons at DePaul University, a season at the University of Kansas and a season at the University of California, Berkeley

Points
 Career: 38 UC Irvine, 11/16/16
 ACC: -

Rebounds
 Career: 8 at St. John's, 1/11/20
 ACC: -

Assists
 Career: 13 Central Michigan, 11/26/19
 ACC: -

Steals
 Career: 5 2x, last vs. Texas Tech, 12/4/19
 ACC: -

Blocked Shots
 Career: 1 4x, last vs. Xavier, 3/11/20%
 ACC: -

Field Goals Made
 Career: 10 3x, last at Villanova, 1/14/20
 ACC: -

Field Goal Attempts
 Career: 21 2x, last at Minnesota, 11/29/19
 ACC: -

3-Point Field Goals Made
 Career: 6 South Dakota, 12/18/18
 ACC: -

3-Point Field Goal Attempts
 Career: 10 Northwestern, 12/21/19
 ACC: -

Free Throws Made
 Career: 15 UC Irvine, 11/16/16
 ACC: -

Free Throw Attempts
 Career: 17 UC Irvine, 11/16/16
 ACC: -

Minutes
 Career: 46 at Providence, 12/27/20
 ACC: -

% BIG EAST Tournament

CAREER DOUBLE-DOUBLES (4)
 14pts, 12ast at St. John's, 1/11/20
 25pts, 10ast vs. Northwestern, 12/21/19
 21pts, 12ast at Minnesota, 11/29/19
 18pts, 13ast vs. Central Michigan, 11/26/19

HURRICANES



32

THOMAS OOSTERBROEK

FIRST-YEAR FRESHMAN

6-7 • 235 • FORWARD

AMSTERDAM, NETHERLANDS

BRENTWOOD SCHOOL

High School: Graduated from Brentwood School (Calif.) ... Averaged 21.0 points, 13.0 rebounds, 4.0 assists and 1.5 blocks per game as a senior ... Earned First Team All-Gold Coast League and team MVP recognition ... Led his team to the state playoffs ... Posted 9.3 points, 5.5 rebounds and 1.0 assist per game as a junior, helping his team reach the second round of the state playoffs ... Tra Holder, a former First Team All-Pac-12 guard at Arizona State, also attended Brentwood, as did Jonah Hill and Adam Levine ... Honor Roll student as both a junior and senior.

Personal: Full name is Thomas Jan Enoma William Oosterbroek ... Last name is pronounced OAST-Uhr-Brook ... Born Jan. 2, 2003, in Amsterdam and lived there until 2009 ... Lived in New York from 2009-13 and in Miami from 2013-15 before moving to Los Angeles

... Parents are April McDaniel and the late Norman Oosterbroek ... Mother is the founder of an events and corporate parties company ... Has an older brother, Brian, and a younger brother, Knox ... Intends to major within Miami's business school ... Favorite athlete is LeBron James because he is a great role model and a dominant player who makes others better ... Best sports memory is, as a senior, hitting a step-back corner 3-pointer to force overtime in an eventual win against Beverly Hills High School ... Received scholarship offers from UC Santa Barbara, Cal State Fullerton, Eastern Washington and Loyola Chicago, as well as interest from Montana State, Rutgers and Utah ... Chose to attend Miami because he previously lived in the area, he loved the campus and location and he wanted to part of a quality basketball program with excellent coaches.



55

WOOGA POPLAR

FIRST-YEAR FRESHMAN

6-5 • 195 • GUARD

PHILADELPHIA, PA.

MATH, CIVICS AND SCIENCES CHARTER SCHOOL

High School: Graduated from Math, Civics and Sciences Charter School (MCSCS) ... Labeled a four-star recruit by 247Sports and Rivals ... Considered the fifth-best recruit in Pennsylvania by Rivals and sixth-best by 247Sports ... Ranked No. 78 overall, including No. 18 among shooting guards, by Rivals ... Listed as the nation's No. 121 player by 247Sports, while finishing No. 123 the 247Sports Composite rankings ... Three-star prospect according to ESPN ... Three-time all-state pick ... Garnered 3A First Team All-State recognition and led MCSCS to the state semifinals as a senior ... Averaged 22.0 points and 5.0 rebounds per game as a junior, nabbing PIAA 2A Player of the Year and First Team All-Philadelphia Public League accolades ... Helped his team reach the 2A state quarterfinals before the remainder of the season was canceled ... Also led MCSCS to both its first Philadelphia Public League title game appearance and championship, tallying 23 points, six rebounds, three assists and two steals in the league final to earn MVP honors ... Averaged 14.5 points

per game as a sophomore, receiving 2A Second Team All-State honors ... Guided his school to the state title, its first crown in eight years ... Started playing high school basketball as a sophomore and scored over 1,000 points before the end of his junior season ... Samir Doughty, a 2020 First Team All-SEC performer at Auburn, also attended MCSCS.

Personal: Full name is Nisine Hamir Poplar, but goes by Wooga ... Nickname is pronounced WUH-Guh and legal name pronounced NIYE-Seen ... Born Jan. 5, 2003 ... Parents are Hisine Poplar and Monica Solomon ... Has a younger brother, Niare ... Majoring in exploratory arts and sciences ... Enjoys riding dirt bikes ... Favorite athlete is LeBron James because he is a leader on and off the court ... Best sports memory is winning a state championship ... Committed to Miami over offers from schools such as Auburn, Georgetown, Georgia, LSU, Marquette, Maryland, Penn State, Seton Hall, VCU, Virginia Tech and Wichita State, among others.



13

JAKAI ROBINSON

FIRST-YEAR FRESHMAN

6-4 • 200 • GUARD

OSSINING, N.Y.

ROCK CREEK CHRISTIAN ACADEMY (MD.)

High School: Graduated from Rock Creek Christian Academy (Md.) ... Consensus four-star, top-100 prospect ... Labeled the third-best recruit in Maryland by 247Sports and Rivals, as well as fourth-best by ESPN ... Ranked No. 81 nationally, including No. 15 at the small forward spot, by 247Sports ... Tabbed No. 85 overall and No. 20 at his position by ESPN ... Listed as the No. 96 recruit, including No. 19 among small forwards, by Rivals ... Finished No. 84 overall in the 247Sports Composite rankings, good for No. 16 at his position ... Averaged 19.0 points and 8.0 rebounds per game as a senior ... Attended National Christian Academy (Md.), where Kevin Durant opened his high school career, for his first three seasons ... Capital Beltway League Player of the Year and scoring leader as both a sophomore and junior ... Named to *The Washington Post* Third Team All-Met as a junior after averaging 20.0 points, 7.0 rebounds and 3.0 assists per game and helping his team to a 24-7 record ... Eclipsed 1,600 career points by his junior year ... Garnered all-tournament accolades at the elite

Saint James Invitational Tournament in 2020, alongside players such as Cade Cunningham, Scottie Barnes, Day'Ron Sharpe and Mark Williams ... Played for Team Takeover on the AAU circuit and helped his team reach the 2019 Nike EYBL Peach Jam U16 title game, scoring 28 points in a double-overtime loss ... Graduated as his class salutatorian with a 4.0 GPA.

Personal: Full name is Jakai Nigel Robinson ... First name is pronounced Juh-KYE ... Born April 29, 2002 ... Parents are Sheldon Sealy and Junice Robinson ... Father is originally from St. Lucia ... Has an older sister, Jasmine Mason, a younger sister, Jordyn Robinson, and a younger brother, Michael Sealy ... Majoring in community and applied psychological studies ... Favorite athlete is Kevin Durant because of his demeanor and skill set ... Best sports memory is playing in the Peach Jam championship game ... Committed to Miami over Clemson, UConn, Georgetown, NC State and Seton Hall ... Chose Miami because he felt like a priority.



21

SAM WAARDENBURG

SIXTH-YEAR REDSHIRT SENIOR

6-10 • 225 • FORWARD

AUCKLAND, NEW ZEALAND

RANGITOTO COLLEGE

As a Redshirt Senior (2020-21): Season did not count towards eligibility due to COVID-19 pandemic ... Missed the entire campaign due to a left foot injury sustained in October during preseason practice.

As a Redshirt Junior (2019-20): Played in 30 of 31 games, missing one due to injury, and earned 24 starts, including in each of the first 23 contests ... Averaged 5.9 points, a team-high 6.0 rebounds and a team-best 1.1 blocks in 28.3 minutes per game ... Placed No. 12 in the ACC in blocked shots per game and No. 11 in league-only play, also with 1.1 per contest ... Tied for No. 10 on Miami's ACC-only single-season blocks list (20) ... Moved into the top 10 on the Hurricanes' ACC-only career blocks list (33) ... Scored in double figures five times, registered multiple blocked shots in nine appearances and played at least 30 minutes 10 times, including 40-plus thrice ... Grabbed seven-plus rebounds 11 times, including reaching double figures in five appearances to lead the team ... Paced Miami in rebounding in a team-best 13 outings, including doing so 10 times in the first 17 games ... Put up nine points and a career-high 11 rebounds versus Florida Atlantic (11/8) ... Notched 12 points on 4-of-7 shooting to go along with eight rebounds in 34 minutes in the win at Illinois (12/2) ... Tallied 11 points and nine boards against Alabama A&M (12/14) ... Set a career high with three blocked shots in 35 minutes in the victory over Temple (12/17) at the Barclays Center ... Registered his first double-double with a 15-point, 11-rebound performance, both career highs, against Coppin State (12/21), finishing 6-of-8 from the floor and 3-of-5 from deep to set a new

top mark in made field goals and tie his best total in made 3-pointers ... Scored 11 points versus second-ranked Duke (1/4) ... Grabbed 10 boards at No. 13/11 Louisville (1/7) ... Posted 10 rebounds and three assists, playing all 40 minutes, against Pittsburgh (1/12) ... Tied his career high with 11 boards in a career-best 41 minutes against ninth-ranked Florida State (1/18) ... Tied his career high with 15 points at eighth-ranked Florida State (2/8), finishing 4-of-4 from the floor and 6-of-6 at the line ... Missed the game against Boston College (2/12) due to an injury sustained from getting elbowed in the face in practice the day prior ... Tallied nine rebounds, a season-high-tying three assists and career-high-tying three blocks in an overtime win versus Syracuse (3/7) in the regular season finale ... Grabbed eight boards and tied his career high with three steals against Clemson (3/11) in the ACC Tournament to cap the season.

As a Redshirt Sophomore (2018-19):

Played in all 32 games, with 11 starts ... Scored 10 points on perfect shooting (3-3 FG, 2-2 3FG, 2-2 FT) at Boston College (2/17) ... Scored 10 points in 36 minutes at Virginia (2/2) ... Recorded nine points in 30 minutes against Virginia Tech (1/30) ... Scored 13 points on 4-for-4 shooting against Florida State (1/27) ... Grabbed career-high nine rebounds and added six points and three assists in 26 minutes against Wake Forest (1/12) ... Recorded eight rebounds at Louisville (1/6) ... Scored career-high 14 points in 37 minutes at Penn (12/4) ... Averaged 7.0 ppg and 4.3 rpg in three games at Wooden Legacy ... Made first-career start and scored 11 points with career-

high five rebounds in career-high 28 minutes in season opener against Lehigh (11/9).

As a Redshirt Freshman (2017-18): Played in 21 games off bench, including each of last 15 contests ... Averaged 3.3 points and 2.8 rebounds per game ... Shot 43.8 percent (14-32) from 3-point range ... Averaged 16.7 minutes per game in conference play ... Did not play in first three games of season (back) ... Made solid Miami debut with seven points and two rebounds in 12 minutes of action vs. La Salle (11/22) ... Scored nine points and added six rebounds against North Florida (11/25) ... Saw first action in ACC play in final minute of first half at NC State (1/21) ... Played 13 minutes off bench against Louisville and recorded career-high seven rebounds (1/24) ... Hit three straight 3-pointers in second half and scored career-high 12 points in win over Wake Forest (2/7) ... Nailed pair of 3-pointers and racked up three steals at Boston College (2/10) ... Played season-high 23 minutes and pulled down six rebounds in comeback win over Boston College (2/24).

As a Freshman (2016-17): Enrolled at Miami at the semester break ... Did not compete and redshirted.

High School: Won tournament MVP honors when he helped Rangitoto College win the SAS Secondary Schools National Championship, tallying 18 points, eight rebounds and four blocks in the final game

... Internationally, represented New Zealand in the FIBA 3x3 U18 World Championship in Kazakhstan ... On the U17 team that won silver at the age-groups FIBA Oceania Championships ... Member of the U16 team that won bronze at the Australian State Championships ... Played in adidas Nations Tournament in Los Angeles, averaging 13.4 points and 6.4 rebounds in five outings, finishing 7-of-11 from long range in the event and to be named one of the top 10 players of the camp ... Participated in the NBPA Top 100 Camp in Charlottesville, Va. ... Named the most outstanding player at both the Nike All Asia Camp in Beijing and the Basketball Without Borders Camp in Australia ... Spent time with the Supercity Rangers and the Breakers Academy, which led him to a role as a development player for the SKYCITY Breakers ... Played games in the United States with Harbour Basketball.

Personal: Born Feb. 21, 1999 ... Spent three seasons (2017-20) as one of three Hurricanes from the Australasia region of the South Pacific, alongside Dejan Vasiljevic and current teammate Deng Gak, both of Australia ... Earned a bachelor's degree from Miami in May 2020 after majoring in geography with a minor in sociology ... Added a master's degree in sport administration from Miami in August 2021 ... Now enrolled in Miami's graduate liberal studies program, pursuing a second master's degree ... Committed to Miami over offers from Virginia, SMU and Utah.

WAARDENBURG CAREER STATISTICS													3-Point		Free Throws			Rebounds				Scoring			
Season	GP	GS	Min.	Avg.	FG	FGA	Pct.	FG	FGA	Pct.	FT	FTA	Pct.	Off.	Def.	Tot.	Avg.	PF	FO	Ast.	TO	Blk	Stl	Pts.	Avg.
2016-17	DNP																								
2017-18	21	0	310	14.8	24	58	.414	14	32	.438	7	8	.875	26	33	59	2.8	31	0	17	14	9	10	69	3.3
2018-19	32	11	798	24.9	56	134	.418	19	54	.352	39	52	.750	35	78	113	3.5	71	0	38	37	11	16	170	5.3
2019-20	30	24	848	28.3	61	148	.412	13	52	.250	41	60	.683	49	132	181	6.0	53	1	31	34	33	23	176	5.9
2020-21	DNP																								
TOTAL	83	35	1956	23.6	141	340	.415	46	138	.333	87	120	.725	110	243	353	4.3	155	1	86	85	53	49	415	5.0

2017-18	GS	Min	FG	3FG	FT	O-D-T	Avg	PF	FO	A	TO	Blk	Stl	Pts	Avg
Gard-Webb	DNP														
Navy	DNP														
Florida A&M	DNP														
vs. La Salle	13	3-6	1-1	0-0	1-1-2	2.0	0	0	0	0	0	0	0	7	7.0
North Florida	16	4-9	1-2	0-0	4-2-6	4.0	3	0	1	1	1	1	1	9	8.0
at Minnesota	10	0-2	0-1	0-0	1-0-1	3.0	1	0	0	2	0	0	0	0	5.3
vs. Princeton	8	0-2	0-1	0-0	1-3-4	3.3	1	0	0	0	0	0	0	0	4.0
Boston Univ.	9	0-1	0-1	0-0	2-0-2	3.0	0	0	0	0	1	0	0	0	3.2
at Geo. Wash.	DNP														
at Hawai'i	DNP														
vs. NM State	3	0-1	0-0	0-0	0-0-0	2.5	0	0	0	1	0	0	0	0	2.7
vs. Mid. Tenn.	DNP														
at Pittsburgh	DNP														
at Ga. Tech	DNP														
Florida St.	DNP														
at Clemson	DNP														
Duke	DNP														
at NC State	1	0-0	0-0	0-0	0-0-0	2.1	0	0	0	0	0	1	0	0	2.3
Louisville	13	0-1	0-1	0-0	3-4-7	2.8	0	0	1	1	1	0	0	0	2.0
at Florida St.	12	2-2	1-1	0-0	0-1-1	2.6	4	0	0	0	0	0	0	5	2.3
Pittsburgh	15	1-3	0-1	2-2	3-1-4	2.7	1	0	1	2	0	0	0	4	2.5
at Va. Tech	21	1-1	1-1	0-0	0-5-5	2.9	3	0	0	1	1	0	0	3	2.5
Wake For.	17	3-5	3-4	3-4	0-3-3	2.9	0	0	1	0	0	1	12	3.3	
at Boston Col.	16	2-3	2-3	0-0	0-0-0	2.7	0	0	0	0	0	3	6	3.5	
Virginia	21	2-3	2-2	0-0	0-0-0	2.5	1	0	0	1	0	1	6	3.7	
Syracuse	18	0-2	0-2	2-2	2-2-4	2.6	4	0	0	0	1	0	2	3.6	
at Notre Dame	17	2-5	2-4	0-0	1-1-2	2.6	2	0	0	0	0	0	0	6	3.8
Boston Col.	23	2-5	0-2	0-0	3-3-6	2.8	2	0	1	0	0	0	4	3.8	
at N. Carolina	23	1-3	1-3	0-0	0-2-2	2.7	4	0	4	1	1	2	3	3.7	
Va. Tech	20	0-2	0-2	0-0	2-3-5	2.8	3	0	1	1	1	0	0	3.5	
vs. N. Carolina	19	1-2	0-0	0-0	2-1-3	2.9	2	0	3	1	2	0	2	3.5	
vs. Loyola Chi.	15	0-0	0-0	0-0	1-1-2	2.8	0	0	4	1	1	1	0	3.3	

2016-17 GS Min FG 3FG FT O-D-T Avg PF FO A TO Blk Stl Pts Avg
 ENROLLED MIDYEAR, REDSHIRTED AND DID NOT COMPETE

WAARDENBURG'S CAREER HIGHS

Points

Career: 15 2x, last at Florida State, 2/8/20
 ACC: 15 at Florida State, 2/8/20

Rebounds

Career: 11 3x, last vs. Florida State, 1/18/20
 ACC: 11 vs. Florida State, 1/18/20

Assists

Career: 5 Stephen F. Austin, 11/13/18
 ACC: 4 at North Carolina, 2/27/18

Steals

Career: 3 2x, last vs. Clemson, 3/11/20^A
 ACC: 3 at Boston College, 2/10/18

Blocked Shots

Career: 3 2x, last vs. Syracuse, 3/7/20
 ACC: 3 Syracuse, 3/7/20

Field Goals Made

Career: 6 Coppin State, 12/21/19
 ACC: 4 4x, last at Florida State, 2/8/20

Field Goal Attempts

Career: 10 La Salle, 11/22/18
 ACC: 9 3x, last vs. Florida State, 1/18/20

3-Point Field Goals Made

Career: 3 2x, last vs. Coppin State, 12/21/19
 ACC: 3 Wake Forest, 2/7/18

3-Point Field Goal Attempts

Career: 5 2x, last at Clemson, 1/31/19
 ACC: 5 at Clemson, 1/31/19

Free Throws Made

Career: 6 at Florida State, 2/8/20
 ACC: 6 at Florida State, 2/8/20

Free Throw Attempts

Career: 9 Alabama A&M, 12/14/19
 ACC: 6 2x, last at Florida State, 2/8/20

Minutes

Career: 41 Florida State, 1/18/20
 ACC: 41 Florida State, 1/18/20

^A ACC Tournament

CAREER DOUBLE-DOUBLES (1)

15pts, 11reb Coppin State, 12/21/19



1

ANTHONY WALKER

THIRD-YEAR SOPHOMORE

6-9 • 215 • FORWARD

BALTIMORE, MD.

BREWSTER ACADEMY (N.H.)

As a Sophomore (2020-21): Season did not count towards eligibility due to COVID-19 pandemic ... Appeared in 26 contests, missing one due to injury, and made 16 starts ... Averaged 9.6 points, 4.7 rebounds and 1.0 assist per game ... Ranked second on the team in blocked shots (22), as well as fourth in both scoring and rebounding ... Tied for ninth in the ACC in 10-rebound games (five) and double doubles (four) ... In ACC-only action, tied for sixth in the league in 10-rebound games (four) for eighth in double-doubles (three) ... Scored double-digit points 14 times, including in 12 of his final 15 appearances, with 15-plus on five occasions ... Pulled down five-plus rebounds 10 times, including in six of the last seven games ... Blocked multiple shots in five outings ... Eclipsed 30 minutes 12 times, including in six of the last seven contests, with 35-plus seven times ... Led Miami in rebounding in a team-best nine outings, as well as in blocks nine times to rank second, plus in steals five times and assists once ... Posted the most single-game made free throws without a miss (eight) by a Hurricane ... Logged 12 points and a career-best three blocks versus FGCU (12/12) ... In his first collegiate start, posted a 12-point, career-best 10-rebound double-double against Pittsburgh (12/16), adding two blocks in 35 minutes ... Scored a career-high 18 points, made a career-best eight free throws and tied career bests in rebounds (10), blocks (three) and free-throw attempts (eight) versus Jacksonville (12/19)

... Tallied 13 points and five boards at Syracuse (1/19) ... Did not play against Notre Dame (1/24) due to a right foot injury sustained in practice ... Scored 13 points and went 2-of-3 from deep in 36 minutes at No. 16 Florida State (1/27) ... Amassed 12 points, seven rebounds and two blocks at Wake Forest (1/30) ... Scored 16 points on 6-of-9 shooting in the victory over Duke, setting a career best in made field goals ... Recorded a 14-point, 10-rebound double-double at Notre Dame (2/14) ... Notched 16 points, shooting 6-of-11, against Georgia Tech (2/20) ... Totaled 12 points and seven rebounds versus No. 11/9 Florida State (2/24) ... Registered a 13-point, 10-rebound double-double in 38 minutes of action at Clemson (2/27) ... Posted eight points and 10 boards in 36 minutes at No. 21/20 Virginia (3/1) ... Stuffed the stat sheet with 17 points, seven rebounds, a career-high four assists, two steals and two blocks in 36 minutes in the regular season finale versus Boston College (3/5) ... Logged 14 points, nine rebounds and a career-high-tying four assists, while limiting Justin Champagnie to 5-of-20 shooting, in a career-best 39 minutes during the ACC Tournament opening round win over Pittsburgh (3/9) ... Posted 15 points, six rebounds and a career-high three steals in the victory against Clemson (3/10) in the ACC Tournament second round.

As a Freshman (2019-20): Played in 25 contests, averaging 3.3 points and 2.1 rebounds over 12.3 minutes per game ...

Scored in double figures once, grabbed five-plus boards in three appearances, blocked multiple shots on three occasions and played 20-plus minutes five times ... Twice paced Miami in rebounding ... Opened his collegiate career by notching nine points and five rebounds against fifth-ranked Louisville (11/5), finishing 3-of-6 from the floor and hitting a 3-pointer ... Registered six points, two blocks and a season-high two steals in the road win at UCF (11/12) ... Set a season best with three blocked shots in 20 minutes of action against UConn (11/24) in the Charleston Classic ... Played 24 minutes at eighth-ranked Duke (1/21), notching four points and four boards ... Set season highs in points (14), field goals made (four) and attempted (eight), free throws made (five) and attempted (five), and minutes played (25) at North Carolina (1/25) ... Posted seven points and two blocks in the win over Virginia Tech (1/28) ... Recorded six points and a season-best seven rebounds in 21 minutes versus NC State (2/5) ... Grabbed five boards and dished out a season-high two assists in 21 minutes at eighth-ranked Florida State (2/8) ... Scored nine points on 4-of-7 shooting in the victory against Boston College (2/12).

High School: Graduated from Brewster Academy (N.H.) ... Listed as a four-star prospect by ESPN, as well as a three-

star recruit by 247Sports and Rivals ... Tabbed as the No. 33 power forward in the country by both 247Sports and Rivals ... McDonald's All-American Game nominee ... Helped Brewster win the National Prep Championships and a region championship, as well as reach the NEPSAC AAA title game, during his lone year with the team ... Led Perry Hall (Md.) to 4A state crowns, the first two in school history, as a junior and sophomore ... Attended Hope Academy (Ga.) as a freshman and did not play basketball ... Member of multiple high schools honor rolls ... Numerous NBA players have attended Brewster, including Will Barton, Donovan Mitchell, Thomas Robinson and T.J. Warren.

Personal: Full name is Anthony Edward Walker III ... Born Feb. 9, 2001 ... Parents are Anthony Walker Jr., and Towanda Hayes ... Has a younger brother, Darius ... Majoring in criminology with a minor in sociology ... Started playing competitive basketball as a 15-year-old sophomore ... Favorite athlete is Giannis Antetokounmpo ... Best sports memory is making a game-winning shot in the state playoffs as a junior ... Chose Miami because he felt was a great fit both basketball-wise and academically ... Committed to Miami over Kansas, Maryland, Pittsburgh, Seton Hall and VCU.

WALKER CAREER STATISTICS													3-Point		Free Throws			Rebounds				Scoring			
Season	GP	GS	Min.	Avg.	FG	FGA	Pct.	FG	FGA	Pct.	FT	FTA	Pct.	Off.	Def.	Tot.	Avg.	PF	FO	Ast.	TO	Blk	Stl	Pts.	Avg.
2019-20	25	0	308	12.3	32	79	.405	3	19	.158	15	23	.652	23	30	53	2.1	31	0	5	15	17	13	82	3.3
2020-21	26	16	686	26.4	91	214	.425	15	64	.234	52	73	.712	29	93	122	4.7	52	0	27	47	22	19	249	9.6
Total	51	16	994	19.5	123	293	.420	18	83	.217	67	96	.698	52	123	175	3.4	83	0	32	62	39	32	331	6.5



2020-21	GS	Min	FG	3FG	FT	O-D-T	Avg	PF	FO	A	TO	Blk	Stl	Pts	Avg	
North Florida	20	3-4	0-1	2-2	0-3-3	3.0	1	0	2	1	0	1	8	8.0		
Stetson	20	2-5	1-3	1-2	0-4-4	3.5	1	0	1	0	0	0	6	7.0		
Purdue	18	2-5	0-2	0-2	1-1-2	3.0	1	0	0	3	0	0	4	6.0		
FGCU	32	5-8	0-3	2-2	0-4-4	3.3	4	0	0	3	3	1	12	7.5		
Pittsburgh	* 35	4-12	1-6	3-8	3-7-10	4.6	1	0	0	2	2	0	12	8.4		
Jacksonville	* 33	5-10	0-1	8-8	1-9-10	5.5	3	0	1	2	3	1	18	10.0		
at Va. Tech	* 12	1-3	0-1	0-0	0-0-0	4.7	2	0	2	3	0	0	2	8.9		
Clemson	8	0-4	0-2	1-2	0-0-0	4.1	2	0	0	0	0	0	1	7.9		
N. Carolina	15	3-8	0-2	3-3	0-3-3	4.0	1	0	0	1	1	1	9	8.0		
at NC State	7	0-0	0-0	0-0	0-0-0	3.6	3	0	0	2	0	0	0	7.2		
at Boston Col.	21	2-4	0-0	2-4	0-2-2	3.5	2	0	0	1	1	0	6	7.1		
Louisville	* 18	1-6	0-3	0-0	0-0-0	3.2	2	0	1	2	0	0	2	6.7		
at Syracuse	* 22	5-9	0-1	3-4	1-4-5	3.3	1	0	0	0	1	1	13	7.2		
Notre Dame	DNP (right foot)															
at Florida St.	* 36	4-8	2-3	3-6	1-1-2	3.2	2	0	1	2	0	1	13	7.6		
at Wake For.	* 31	5-10	1-2	1-2	2-5-7	3.5	3	0	1	2	2	1	12	7.9		
Duke	* 29	6-9	1-2	3-4	0-3-3	3.4	3	0	2	3	1	2	16	8.4		
Va. Tech	* 38	1-7	0-3	2-3	1-2-3	3.4	2	0	1	0	1	0	4	8.1		
at Notre Dame	26	6-15	1-3	1-2	4-6-10	3.8	2	0	0	3	0	0	14	8.4		
Ga. Tech	* 27	6-11	2-5	2-2	1-0-1	3.6	1	0	0	4	0	0	16	8.8		
Florida St.	* 32	4-10	2-4	2-2	2-5-7	3.8	1	0	1	0	0	0	12	9.0		
at Clemson	* 38	5-12	1-5	2-2	3-7-10	4.1	1	0	1	3	1	1	13	9.2		
at Virginia	* 36	3-10	0-2	2-2	1-9-10	4.4	3	0	1	1	1	2	8	9.1		
Boston Col.	36	5-12	1-3	6-7	2-5-7	4.5	2	0	4	1	2	2	17	9.5		
vs. Pittsburgh*	39	6-14	0-1	2-2	4-5-9	4.7	3	0	4	1	1	1	14	9.7		
vs. Clemson*	* 34	6-12	2-4	1-2	2-4-6	4.7	3	0	2	5	1	3	15	9.9		
vs. Ga. Tech*	* 23	1-6	0-2	0-0	0-4-4	4.7	2	0	2	2	1	1	2	9.6		

2019-20	GS	Min	FG	3FG	FT	O-D-T	Avg	PF	FO	A	TO	Blk	Stl	Pts	Avg	
Louisville	18	3-6	1-2	2-4	3-2-5	5.0	2	0	0	1	0	0	9	9.0		
Fla. Atlantic	12	1-5	0-0	2-4	1-1-2	3.5	0	0	1	0	1	1	4	6.5		
at UCF	18	3-6	0-1	0-0	1-1-2	3.0	1	0	1	0	2	2	6	6.3		
Quinnipiac	15	2-3	0-0	0-0	1-2-3	3.0	1	0	1	0	0	0	4	5.8		
vs. Missouri St.	7	0-0	0-0	0-0	1-0-1	2.6	1	0	0	1	1	0	0	4.6		
vs. Florida	19	2-5	0-1	0-0	0-1-1	2.3	2	0	0	0	1	1	4	4.5		
vs. UConn	20	1-4	0-1	0-1	1-1-2	2.3	0	0	0	3	3	1	2	4.1		
at Illinois	4	0-0	0-0	0-0	0-0-0	2.0	0	0	0	0	0	1	0	3.6		
Alabama A&M	3	0-0	0-0	0-0	0-0-0	1.8	0	0	0	0	0	0	0	3.2		
vs. Temple	DNP															
Coppin St.	8	1-2	1-2	0-0	0-2-2	1.8	1	0	0	3	1	0	3	3.2		
at Clemson	DNP															
Duke	6	0-0	0-0	0-0	0-0-0	1.6	0	0	0	0	0	1	0	2.9		
at Louisville	5	0-1	0-1	0-0	0-0-0	1.5	1	0	0	0	0	1	0	2.7		
Pittsburgh	DNP															
at NC State	DNP															
Florida St.	13	0-3	0-2	2-2	2-1-3	1.6	2	0	0	1	1	0	2	2.6		
at Duke	24	1-3	0-1	2-2	3-1-4	1.8	2	0	0	0	1	1	4	2.7		
at N. Carolina	25	4-8	1-4	5-5	0-3-3	1.9	3	0	0	2	0	1	14	3.5		
Va. Tech	13	3-6	0-0	1-1	2-2-4	2.0	1	0	0	0	2	0	7	3.7		
at Pittsburgh	6	0-1	0-1	0-0	1-1-2	2.0	1	0	0	1	0	0	0	3.5		
NC State	21	3-5	0-0	0-0	3-4-7	2.3	3	0	0	1	1	1	6	3.6		
at Florida St.	21	0-3	0-2	0-0	1-4-5	2.4	2	0	2	0	1	1	0	3.4		
Boston Col.	16	4-7	0-0	1-2	3-0-3	2.5	4	0	0	1	0	1	9	3.7		
Wake For.	11	1-4	0-0	0-0	0-1-1	2.4	2	0	0	0	0	0	2	3.6		
at Va. Tech	3	0-0	0-0	0-0	0-1-1	2.3	2	0	0	0	0	0	0	3.5		
at Notre Dame	10	2-5	0-1	0-0	0-1-1	2.3	0	0	0	0	1	0	4	3.5		
at Ga. Tech	DNP															
Virginia	DNP															
Syracuse	10	1-2	0-0	0-0	0-1-1	2.2	0	0	0	1	1	0	2	3.4		
vs. Clemson	0	0-0	0-0	0-2	0-0-0	2.1	0	0	0	0	0	0	0	3.3		

WALKER'S CAREER HIGHS

Points
 Career: 18 Jacksonville, 12/18/20
 ACC: 17 Boston College, 3/5/21

Rebounds
 Career: 10 5x, last at Virginia, 3/1/21
 ACC: 10 4x, last at Virginia, 3/1/21

Assists
 Career: 4 2x, last vs. Pittsburgh, 3/9/21^
 ACC: 4 Boston College, 3/5/21

Steals
 Career: 3 vs. Clemson, 3/10/21^
 ACC: 2 3x, last vs. Boston College, 3/5/21

Blocked Shots
 Career: 3 3x, last vs. Jacksonville, 12/19/20
 ACC: 2 4x, last vs. Boston College, 3/5/21

Field Goals Made
 Career: 6 4x, last vs. Clemson, 3/10/21^
 ACC: 6 2x, last vs. Georgia Tech, 2/20/21

Field Goal Attempts
 Career: 15 at Notre Dame, 2/14/21
 ACC: 15 at Notre Dame, 2/14/21

3-Point Field Goals Made
 Career: 2 4x, last vs. Clemson, 3/10/21^
 ACC: 2 3x, last vs. Florida State, 2/24/21

3-Point Field Goal Attempts
 Career: 6 Pittsburgh, 12/16/20
 ACC: 6 Pittsburgh, 12/16/20

Free Throws Made
 Career: 8 Jacksonville, 12/19/20
 ACC: 6 Boston College, 3/5/21

Free Throw Attempts
 Career: 8 2x, last vs. Jacksonville, 12/19/20
 ACC: 8 Pittsburgh, 12/16/20

Minutes
 Career: 39 vs. Pittsburgh, 3/9/21^
 ACC: 38 Virginia Tech, 2/6/21

^ ACC Tournament

CAREER DOUBLE-DOUBLES (4)
 13pts, 10reb at Clemson, 2/27/21
 14pts, 10reb at Notre Dame, 2/14/21
 18pts, 10reb vs. Jacksonville, 12/19/20
 12pts, 10reb vs. Pittsburgh, 12/16/20



2 ISAIAH WONG

THIRD-YEAR SOPHOMORE
6-3 • 185 • GUARD
PISCATAWAY, N.J.
MONSIGNOR BONNER (PA.)

As a Sophomore (2020-21): *Third Team All-ACC ... ACC All-Tournament Second Team*

Season did not count towards eligibility due to COVID-19 pandemic ... One of two Hurricanes to appear in all 27 games, leading the team with 26 starts ... Averaged 17.1 points, 4.8 rebounds, 2.4 assists and 1.1 steals per game ... Paced Miami in scoring and minutes (35.5) averages, while finishing third in rebounds, assists and steals per contest ... Second Hurricane—third occurrence—since the program rebirth (1985-86) to average at least 16.0 points 4.5 rebounds and 2.0 assists per game, alongside Eric Brown (twice) ... Seventh Miami player since the rebirth to average 35-plus minutes per game, tying for fifth place at 35.5 ... Finished top-10 on Miami's single-season ACC-only leaderboards in six categories: tied for second in made free throws (69), third in made field goals (104), third in free-throw attempts (84), tied for fourth in minutes per game (35.1), fifth in scoring (16.1) and tied for ninth in made 3-pointers (40) ... Tallied the most single-season 20-point games by a Hurricane in the Jim Larrañaga era and tied for the most 25-point showings ... Tied for the second-most made field goals by a Hurricane in an ACC game (12), becoming the third—fourth occurrence—to reach that number, including the first since Jack McClinton on 2/7/09 ... Fifth Hurricane to score 30 points in a game under Jim Larrañaga and first since Bruce Brown Jr., on 1/28/17 ... Just the third Hurricane with back-to-back 20-point games in the ACC Tournament, including the second, alongside Shane Larkin, to do so in the same year ... Runner-up in ACC Most Improved Player voting ... One of three ACC players with a trio of 28-point outings and one of four with at least four 25-point games ... Co-led the ACC with 11 20-point performances ... Led the ACC in total points (462; No. 47 in NCAA), made free throws (102; No. 61 in NCAA) and free throws attempted (127; No. 75 in NCAA) ... Placed fourth in the ACC in free-throw percentage (80.3), made field goals (155; No. 86 in NCAA) and total minutes (958; No. 54 in NCAA) ... Ranked fifth in the ACC in points per game (17.1) and minutes per game (35.5), plus ninth in made 3-pointers (50), No. 12 in field goal percentage (43.1) and No. 16 in total steals (30) ... In league-only action, led the ACC in free throws made (69) and attempted (84), as well as placed second in total points (317) and total minutes (666), plus tied for second in 20-point games (six) ... Also finished fourth in made field goals (104), sixth in points per game (16.7), sixth in free-throw percentage (82.1), seventh in made 3-pointers (40), eighth in minutes per game (35.1) and No. 14 in field-goal percentage (41.8) ... Tied for the fourth-most made field goals in a game by an ACC player, notching one of the only six instances of someone reaching 12-plus ... Posted a plus-9.4 scoring increase from 2019-20, the seventh-best improvement of any Power Five player—just eight reached 9.0—and tops in the ACC ... One of four Power Five players to average at least 17.1 points, 4.7 rebounds, 2.3 assists and 1.0 steal per game ... Scored double-figure points 23 times, with 15-plus 18 times, 20-plus 11 times, 25-plus four times and 30 once ... Notched

five-plus rebounds 12 times, including in eight of the first 12 games, with eight-plus four times ... Dished out four assists six times, including in three of the last four outings ... Logged multiple steals nine times, including in four of the first five contests ... Tallied one double-double ... Played 30-plus minutes 24 times, 35-plus 20 times and all 40 twice ... Committed three-plus turnovers just seven times, with four only twice ... Led Miami in scoring a team-best 16 times, as well in assists nine times to rank second, plus placed first in steals six times, in blocks six times and in rebounding four times ... Logged the highest single-game totals by a Hurricane in points (30), field goals made (12) and attempted (20), 3-pointers made (four, tied) and attempted (12), free throws made (nine) and attempted (11) ... Posted 20 points, on 9-of-14 shooting, and seven boards against North Florida (11/29) in the season opener ... Recorded a double-double against Stetson (12/4) with 17 points and a career-best 12 rebounds ... Notched 20 points and three steals versus FGCU (12/12), playing all 40 minutes ... Scored 21 points and went 3-of-5 on 3-pointers against Pittsburgh (12/16) ... Poured in 25 points on 9-of-18 shooting, adding nine boards, versus Jacksonville (12/19) ... Registered 24 points, nine rebounds and three steals in the win at NC State (1/9) ... Set career highs in points (30) and assists (six), as well as field goals made (12) and attempted (20), in the victory over No. 16/18 Louisville (1/16), adding seven rebounds, committing no turnovers and shooting 3-of-5 from deep ... Put up 21 points, hitting all six of his free throws, and three steals at No. 16 Florida State (1/24) ... Finished with 19 points, eight rebounds and a career-high-tying six assists against No. 16 Virginia Tech (2/6), posting an 8-of-9 clip at the line ... Suffered a right ankle injury against Georgia Tech (2/20) that kept him out for the entire second half ... Returned against No. 11/9 Florida State (2/24) and dropped 29 points, shooting 9-of-16 overall, 4-of-5 from deep to tie a career best in made 3-pointers and 7-of-8 at the stripe ... Eclipsed 25 points for the second straight game with a 28-point showing at Clemson (2/27), finishing 10-of-18 from the floor, 3-of-6 beyond the arc and 5-of-5 at the line ... Logged 20 points and four assists in the ACC Tournament first-round win over Pittsburgh (3/9), finishing 9-of-10 on free throws ... Amassed 20 points and six boards in the victory over Clemson (3/10) in the second round of the ACC Tournament, shooting 8-of-14 overall.

As a Freshman (2019-20): *Two-time ACC Freshman of the Week (2/17, 2/24) ... College Sports Madness ACC Player of the Week (2/17)*

One of two Hurricanes to appear in all 31 games, earning starts in the final 13 ... Averaged 7.7 points, 3.0 rebounds and 1.0 assist in 21.2 minutes per contest ... Shot 82.9 percent from the free-throw line and 37.3 percent from 3-point range, both second-best on the team ... Fourth Hurricane to win multiple ACC Freshman of the Week honors and the second to do so back-to-back, joining Lonnie Walker IV (February 2018) ... Lone player to claim the accolade consecutively in



2019-20 and just the 14th in the nine seasons since Jim Larrañaga got to Miami ... Tied for seventh in ACC-only free-throw percentage with an 80.9 clip ... Tied for the most made free throws in a game (14) without a miss by an ACC player—the second-best mark at Miami since the program rebirth in 1985-96—and tied for the third-most made free throws ... Fourth of five DI players in the last 10 years to record a 27-point, 12-rebound game while hitting 14 free throws without a miss and the first high-major player to do so since USC junior Nikola Vucevic on 12/29/10 ... First DI freshman in the last decade to notch a 25-point, 10-rebound game while making 10 free throws without a miss and one of just three players nationally to do so in 2019-20, joining Washington State sophomore CJ Elleby and Coastal Carolina sophomore DeVante' Jones ... First Miami freshman with a double-double since Bruce Brown Jr., on 12/22/16, first to do so in league play since Dwayne Collins on 2/21/07 and first to do so on the road since Collins on 1/16/07 ... Sixth Miami freshman (fifth true) since the program rebirth to notch back-to-back 20-point games, including the second in the ACC era and fourth in league play ... Fifth Miami freshman (fourth true) since the program rebirth with multiple 20-point road games and the second to do so in conference action, joining Darius Rice (2000-01 in the BIG EAST) ... One of 13 Miami freshmen (11 true) since the program rebirth with at least three 20-point showings, including the fourth of the ACC era, alongside Lonnie Walker IV (2017-18), Bruce Brown Jr. (2016-17) and Durand Scott (2009-10) ... Ninth freshman (eighth true) since the program rebirth to tally a 25-point performance, including the fifth (fourth true) to do so on the road ... Logged the second-best single-season free-throw percentage and third-most made free throws (63) by a Miami freshman in the ACC era, as well as played the second-most minutes (42) in a game by a Miami freshman in that time ... Shot 49-of-53 (92.5 percent) from the line in the last 13 games, making his final 28 attempts ... Posted the most (14) and tied for the second-most (eight) made free throws in a game by a Hurricane, as well as tied for the best single-game field goal clip (5-of-6), tallied three of the four perfect 3-point marks on multiple attempts and tied for the third-most points (27) in an outing ... Scored 10-plus points 10 times, all in the final 13 games, notching 15-plus in six outings and 20-plus thrice ... Logged five-plus assists on seven occasions, reaching double figures once, and played 30-plus minutes eight times, all in the last 13 games ... Led the Hurricanes in scoring in seven outings and in rebounding three times ... Made his collegiate debut with 17 minutes in the season opener against fifth-ranked Louisville (11/5) ... Made his first start at North Carolina (1/25) and finished with 19 points and three assists, shooting 6-of-11 from the floor and 5-of-5 at the

line in 35 minutes ... Tallied 15 points in 39 minutes at Pittsburgh (2/2), finishing 5-of-6 from the floor, including his first 2-of-2 3-point clip in a four-game span ... Compiled 12 points, seven rebounds and a season-high three steals in 39 minutes against NC State (2/5) ... Put up 23 points on 8-of-12 shooting, both marks season highs, at eighth-ranked Florida State (2/8) ... Notched 21 points on 7-of-10 shooting, adding five rebounds and three assists, versus Boston College (2/12) ... Set season highs in points (27), free throws made (14) and attempted (14), rebounds (12), and minutes played (42) in the triple-overtime win at Virginia Tech (2/19), hitting game-tying jump-shots in the final 20 seconds of the first two extra sessions ... Scored 12 points at Notre Dame (2/23) to conclude a nine-game double-digit scoring streak ... Posted 18 points, nine boards, a season-high four assists and a season-high-tying three steals in 37 minutes in the overtime triumph versus Syracuse (3/7) to cap the regular season.

High School: Graduated from Monsignor Bonner (Pa.) ... Consensus top-90, four-star recruit ... Ranked No. 78 nationally, including No. 12 among point guards, by Rivals ... Tabbed No. 83 in the country and No. 16 among shooting guards by ESPN ... Listed No. 87 overall, including No. 13 among combo guards, by 247Sports, as well as No. 79 nationally in its composite rankings ... McDonald's All-American Game nominee ... Helped Bonner go 22-6 and reach the 4A state finals his senior season, logging 29 points and eight rebounds in the title game ... Averaged 22.0 points and 7.4 rebounds per game, claiming a second straight Philadelphia Catholic League MVP distinction ... Posted 22.3 points and 6.9 boards per game as a junior, winning his first PCL MVP award ... Attended Notre Dame (N.J.) the first two years of his high school tenure ... Won the Mercer County Tournament title as a freshman ... Notable Bonner alums include former NBA general managers John Nash and Ed Stefanski, La Salle head men's basketball coach Ashley Howard, former 42-year Villanova head women's basketball coach Harry Perretta, 1973 Heisman Trophy winner John Cappelletti and 12-year NFL veteran Anthony Becht.

Personal: Full name is Isaiah Robert-Johan Wong ... Nickname is Zay ... Born Jan. 28, 2001 ... Parents are Terrence and Lachelle Wong ... Has two older brothers, Brian and Tyler, and a younger brother, Elijah ... Majoring in criminology with a minor in sociology ... Favorite athlete is Kobe Bryant ... Best sports memory is making a game-winning shot against Roman Catholic in a league game as a senior ... Chose Miami because he felt it was a great opportunity and he could have a big role ... Committed to Miami over Clemson, Connecticut, Pittsburgh and Villanova.

WONG CAREER STATISTICS		3-Point			Free Throws			Rebounds				Scoring													
Season	GP	GS	Min.	Avg.	FG	FGA	Pct.	FG	FGA	Pct.	FT	FTA	Pct.	Off.	Def.	Tot.	Avg.	PF	FO	Ast.	TO	Blk	Stl	Pts.	Avg.
2019-20	31	13	657	21.2	79	190	.416	19	51	.373	63	76	.829	33	59	92	3.0	43	0	32	52	11	15	240	7.7
2020-21	27	26	960	35.6	155	360	.431	50	144	.347	102	127	.803	22	107	129	4.8	44	0	64	48	13	30	462	17.1
Total	58	39	1617	27.9	234	550	.425	69	195	.354	165	203	.813	55	166	221	3.8	87	0	96	100	24	45	702	12.1

2020-21	GS	Min	FG	3FG	FT	O-D-T	Avg	PF	FO	A	TO	Blk	Stl	Pts	Avg
North Florida	* 35	9-14	0-3	2-2	2-5-7	7.0	2	0	2	1	1	2	20	20.0	
Stetson	* 31	6-15	2-6	3-4	4-8-12	9.5	0	0	3	1	1	0	17	18.5	
Purdue	* 35	2-8	0-4	7-11	0-3-3	7.3	2	0	1	2	1	2	11	16.0	
FGCU	* 40	9-19	2-7	0-0	1-2-3	6.3	2	0	1	2	1	3	20	17.0	
Pittsburgh	* 37	6-10	3-5	6-9	1-2-3	5.6	2	0	1	1	1	2	21	17.8	
Jacksonville	* 35	9-18	3-7	4-5	4-5-9	6.2	1	0	1	2	0	0	25	19.0	
at Va. Tech	* 35	4-11	3-9	5-6	1-4-5	6.0	4	0	3	2	0	1	16	18.6	
Clemson	* 36	3-8	1-4	6-6	1-4-5	5.9	1	0	4	1	0	1	13	17.9	
N. Carolina	* 30	3-8	0-1	2-2	1-3-4	5.7	2	0	0	1	0	0	8	16.8	
at NC State	* 38	8-16	1-3	7-9	0-9-9	6.0	1	0	2	2	1	3	24	17.5	
at Boston Col.	* 36	3-9	0-5	0-0	1-4-5	5.9	2	0	3	3	1	1	6	16.5	
Louisville	* 39	12-20	3-5	3-5	3-4-7	6.0	1	0	6	0	0	0	30	17.6	
at Syracuse	* 32	5-16	3-12	3-5	0-4-4	5.8	2	0	0	1	0	0	16	17.5	
Notre Dame	* 39	6-17	1-8	3-4	1-3-4	5.7	3	0	3	1	0	0	16	17.4	
at Florida St.	* 38	6-16	3-7	6-6	0-1-1	5.4	1	0	3	3	0	3	21	17.6	
at Wake For.	* 38	5-15	4-7	0-0	0-7-7	5.5	0	0	1	3	0	2	14	17.4	
Duke	* 39	6-10	1-1	3-4	1-2-3	5.4	0	0	3	3	2	1	16	17.3	
Va. Tech	* 39	4-12	3-7	8-9	0-8-8	5.5	1	0	6	2	0	2	19	17.4	
at Notre Dame*	39	6-16	3-9	2-2	0-3-3	5.4	2	0	1	1	0	1	17	17.4	
Ga. Tech	* 18	2-7	0-3	0-0	0-3-3	5.3	1	0	1	3	1	0	4	16.7	
Florida St.	* 33	9-16	4-5	7-8	0-4-4	5.2	2	0	1	1	1	2	29	17.3	
at Clemson	* 39	10-18	3-6	5-5	0-3-3	5.1	1	0	1	1	1	0	28	17.8	
at Virginia	* 37	3-13	2-3	2-2	1-5-6	5.1	3	0	2	4	1	0	10	17.4	
Boston Col.	27	3-11	2-5	1-2	0-1-1	5.0	2	0	5	0	0	1	9	17.1	
vs. Pittsburgh	* 36	5-13	1-4	9-10	0-2-2	4.8	2	0	4	1	0	1	20	17.2	
vs. Clemson	* 39	8-14	1-4	3-3	0-6-6	4.9	1	0	2	2	0	1	20	17.3	
vs. Ga. Tech	* 40	3-10	1-4	5-8	0-2-2	4.8	3	0	4	4	0	1	12	17.1	

2019-20	GS	Min	FG	3FG	FT	O-D-T	Avg	PF	FO	A	TO	Blk	Stl	Pts	Avg
Louisville	17	1-6	0-2	0-2	1-1-2	2.0	0	0	0	0	2	0	0	2	2.0
Fla. Atlantic	13	1-3	0-0	2-2	1-0-1	1.5	0	0	0	0	1	0	0	4	3.0
at UCF	7	0-0	0-0	0-0	1-0-1	1.3	0	0	0	0	0	0	0	0	2.0
Quinnipiac	15	2-8	1-1	2-2	1-0-1	1.3	0	0	2	0	0	0	7	3.3	
vs. Missouri St.	11	2-3	1-1	0-0	0-0-0	1.0	1	0	2	1	0	0	5	3.6	
vs. Florida	11	2-4	0-2	1-1	0-3-3	1.3	0	0	1	1	0	0	5	3.8	
vs. UConn	20	3-5	1-2	0-0	0-1-1	1.3	0	0	3	1	1	0	7	4.3	
at Illinois	18	1-2	0-0	0-0	0-2-2	1.4	3	0	0	2	1	0	2	4.0	
Alabama A&M	16	1-7	0-1	2-2	1-1-2	1.4	0	0	1	0	0	1	4	4.0	
vs. Temple	4	0-0	0-0	0-0	0-0-0	1.3	0	0	0	0	1	0	0	3.6	
Coppin St.	14	1-3	1-2	0-0	0-2-2	1.4	1	0	2	2	1	0	3	3.5	
at Clemson	5	0-0	0-0	0-0	0-1-1	1.3	2	0	0	2	0	0	0	3.3	
Duke	8	1-2	0-0	0-1	0-1-1	1.3	0	0	0	1	0	0	2	3.2	
at Louisville	26	1-6	0-2	1-1	1-1-2	1.4	3	0	0	0	0	0	3	3.1	
Pittsburgh	10	1-2	0-0	0-2	2-1-3	1.5	1	0	0	1	0	0	2	3.1	
at NC State	20	0-6	0-0	2-4	4-2-6	1.8	2	0	0	0	0	1	2	3.0	
Florida St.	2	0-0	0-0	0-0	0-2-2	1.8	0	0	0	2	0	0	0	2.8	
at Duke	15	2-7	0-0	4-6	1-0-1	1.7	1	0	0	1	0	2	8	3.1	
at N. Carolina	* 35	6-11	2-6	5-5	0-2-2	1.7	2	0	3	2	1	0	19	3.9	
Va. Tech	* 29	3-7	1-2	3-3	1-0-1	1.7	1	0	1	1	1	0	10	4.3	
at Pittsburgh	* 39	5-6	2-2	3-4	1-1-2	1.7	4	0	0	3	1	1	15	4.8	
NC State	* 39	3-8	1-2	5-6	1-6-7	2.0	3	0	2	2	0	3	12	5.1	
at Florida St.	* 29	8-12	2-2	5-6	0-1-1	1.9	3	0	1	6	0	0	23	5.9	
Boston Col.	* 30	7-10	2-2	5-6	0-5-5	2.0	2	0	3	0	1	0	21	6.5	
Wake For	* 29	5-10	1-4	2-2	1-3-4	2.1	1	0	3	1	0	1	13	6.8	
at Va. Tech	* 42	6-16	1-4	14-14	3-9-12	2.5	2	0	1	5	1	0	27	7.5	
at Notre Dame*	31	5-11	0-2	2-2	1-2-3	2.5	1	0	0	1	0	1	12	7.7	
at Ga. Tech	* 26	3-8	0-1	0-0	4-2-6	2.6	3	0	0	4	1	1	6	7.6	
Virginia	* 28	0-5	0-1	0-0	1-2-3	2.7	2	0	0	4	1	0	0	7.4	
Syracuse	* 37	6-13	2-6	4-4	5-4-9	2.9	2	0	4	3	1	3	18	7.7	
vs. Clemson	* 31	3-9	1-4	1-1	2-4-6	3.0	2	0	3	2	0	1	8	7.7	

WONG'S CAREER HIGHS

Points

Career: 30 Louisville, 1/16/21
 ACC: 30 Louisville, 1/16/21

Rebounds

Career: 12 2x, last vs. Stetson, 12/4/20
 ACC: 12 at Virginia Tech, 2/19/20

Assists

Career: 6 2x, last vs. Virginia Tech, 2/6/21
 ACC: 6 2x, last vs. Virginia Tech, 2/6/21

Steals

Career: 3 4x, last at Florida State, 1/27/21
 ACC: 3 3x, last at Florida State, 1/27/21

Blocked Shots

Career: 2 Duke, 2/1/21
 ACC: 2 Duke, 2/1/21

Field Goals Made

Career: 12 Louisville, 1/16/21
 ACC: 12 Louisville, 1/16/21

Field Goal Attempts

Career: 20 Louisville, 1/16/21
 ACC: 20 Louisville, 1/16/21

3-Point Field Goals Made

Career: 4 2x, last vs. Florida State, 2/24/21
 ACC: 4 2x, last vs. Florida State, 2/24/21

3-Point Field Goal Attempts

Career: 12 at Syracuse, 1/19/21
 ACC: 12 at Syracuse, 1/19/21

Free Throws Made

Career: 14 at Virginia Tech, 2/19/20
 ACC: 14 at Virginia Tech, 2/19/20

Free Throw Attempts

Career: 14 at Virginia Tech, 2/19/20
 ACC: 14 at Virginia Tech, 2/19/20

Minutes

Career: 42 at Virginia Tech, 2/19/20
 ACC: 42 at Virginia Tech, 2/19/20

CAREER DOUBLE-DOUBLES (2)

17pts, 12reb vs. Stetson, 12/4/20
 27pts, 12reb at Virginia Tech, 2/19/20



HURRICANES



2020-21 SEASON REVIEW

Game Results	78
Season Statistics	79
Extended & Per 40 Season Statistics.....	80
Overall & ACC Statistics Comparison.....	81
ACC Statistics	82
Non-Conference Statistics	83
Win/Loss Statistics.....	84-85
Home/Away/Neutral Statistics	86-88
Team Game-by-Game Comparison.....	89
Team Game-by-Game.....	90
Opponent Game-by-Game	91
Team Game Highs/Lows.....	92-93
Opponent Game Highs/Lows	94-95
Player Game-by-Game Highs	96-97
Player Game Highs	98-99
Opponent Player Game Highs.....	100
Category Leaders	101-102
Player Game-by-Game Pts-Reb-Ast.....	103-104
Top Individual Performances & Trends	105
Box Scores	106-112
ACC Season in Review.....	113
ACC Awards.....	114
ACC Individual Leaders.....	115
ACC Team Statistics.....	116-118

21 22

MEDIA GUIDE





GAME RESULTS

Game Records

Record	Overall	Home	Away	Neutral
ALL GAMES	10-17	7-8	1-8	2-1
CONFERENCE	4-15	3-7	1-8	0-0
NON-CONFERENCE	6-2	4-1	0-0	2-1

Team Results

Date	Opponent	Score	Att.	High Points	High Rebounds
11/29/2020	North Florida	W 77-59	0	(20) WONG, Isaiah	(11) BEVERLY, Harlond
12/04/2020	Stetson	W 82-60	0	(20) LYKES, Chris	(12) WONG, Isaiah
12/08/2020	Purdue	W 58-54	0	(18) MCGUSTY, Kameron	(9) BEVERLY, Harlond
12/12/2020	FGCU	L 62-66	0	(20) WONG, Isaiah	(15) BROOKS, Nysier
12/16/2020	Pittsburgh	L 55-70	0	(21) WONG, Isaiah	(10) WALKER, Anthony
12/19/2020	Jacksonville	W 73-64	0	(25) WONG, Isaiah	(10) WALKER, Anthony
12/29/2020	at Virginia Tech	L 78-80	250	(16) WONG, Isaiah (16) CROSS, Matt	(9) BEVERLY, Harlond
01/02/2021	Clemson	L 65-66	0	(13) WONG, Isaiah	(8) TIMBERLAKE, Earl
01/05/2021	North Carolina	L 65-67	0	(12) TIMBERLAKE, Earl	(6) BROOKS, Nysier
01/09/2021	at NC State	W 64-59	0	(24) WONG, Isaiah	(9) WONG, Isaiah
01/12/2021	at Boston College	L 62-84	0	(14) BROOKS, Nysier (14) OLANIYI, Elijah	(8) TIMBERLAKE, Earl
01/16/2021	Louisville	W 78-72	0	(30) WONG, Isaiah	(11) BROOKS, Nysier
01/19/2021	at Syracuse	L 57-83	0	(16) WONG, Isaiah	(6) BROOKS, Nysier
01/24/2021	Notre Dame	L 59-73	0	(20) MCGUSTY, Kameron	(5) GAK, Deng (5) OLANIYI, Elijah
01/27/2021	at Florida St.	L 59-81	2825	(21) WONG, Isaiah	(5) BROOKS, Nysier
01/30/2021	at Wake Forest	L 54-66	82	(17) MCGUSTY, Kameron	(7) WONG, Isaiah (7) WALKER, Anthony
02/01/2021	Duke	W 77-75	0	(21) OLANIYI, Elijah	(7) OLANIYI, Elijah
02/06/2021	Virginia Tech	Lot 76-80	0	(19) OLANIYI, Elijah (19) WONG, Isaiah	(12) BROOKS, Nysier
02/14/2021	at Notre Dame	L 61-71	114	(17) WONG, Isaiah	(10) BROOKS, Nysier (10) WALKER, Anthony
02/20/2021	Georgia Tech	L 60-87	0	(18) OLANIYI, Elijah	(7) OLANIYI, Elijah
02/24/2021	Florida St.	L 71-88	0	(29) WONG, Isaiah	(7) WALKER, Anthony
02/27/2021	at Clemson	L 58-66	1876	(28) WONG, Isaiah	(10) WALKER, Anthony
03/01/2021	at Virginia	L 51-62	0	(14) MCGUSTY, Kameron	(10) WALKER, Anthony
03/05/2021	Boston College	W 80-76	0	(27) MCGUSTY, Kameron	(8) OLANIYI, Elijah
03/09/2021	vs Pittsburgh	W 79-73	0	(20) WONG, Isaiah	(9) WALKER, Anthony
03/10/2021	vs Clemson	W 67-64	2820	(20) WONG, Isaiah	(6) WONG, Isaiah (6) WALKER, Anthony
03/11/2021	vs Georgia Tech	L 66-70	2820	(25) MCGUSTY, Kameron	(7) MCGUSTY, Kameron

Attendance Summary

	Games	Attend	Avg/Game
Home	15	0	0
Away	9	5147	572

SEASON IN REVIEW

SEASON STATISTICS

Game Records

Record	Overall	Home	Away	Neutral
ALL GAMES	10-17	7-8	1-8	2-1
CONFERENCE	4-15	3-7	1-8	0-0
NON-CONFERENCE	6-2	4-1	0-0	2-1

Score by Periods

Team	1st	2nd	OT	TOT
Miami (FL)	809	983	2	1794
Opponents	913	997	6	1916

Team Box Score

No.	Player	Total			3-Point			F-Throw		Rebounds				PF	DQ	A	TO	BLK	STL	PTS	AVG	
		GP-GS	MIN	AVG	FG-FGA	FG%	3FG-FGA	3FG%	FT-FTA	FT%	OFF	DEF	TOT									AVG
2	WONG, Isaiah	27-26	957:40	35.5	155-360	.431	50-144	.347	102-127	.803	22	107	129	4.8	44	0	64	48	13	30	462	17.1
00	LYKES, Chris	2-2	56:42	28.4	8-22	.364	5-11	.455	10-11	.909	0	8	8	4.0	4	0	11	3	1	4	31	15.5
23	MCGUSTY, Kameron	20-18	663:24	33.2	98-220	.445	24-75	.320	46-56	.821	10	65	75	3.8	20	0	56	49	1	25	266	13.3
4	OLANYI, Elijah	21-18	684:11	32.6	80-190	.421	21-80	.263	39-55	.709	26	81	107	5.1	43	0	19	38	9	19	220	10.5
1	WALKER, Anthony	26-16	689:29	26.5	91-214	.425	15-64	.234	52-73	.712	29	93	122	4.7	52	0	27	47	22	19	249	9.6
13	TIMBERLAKE, Earl	7-3	190:43	27.2	22-49	.449	2-7	.286	19-27	.704	11	24	35	5.0	21	0	17	23	4	12	65	9.3
3	BROOKS, Nysier	27-25	741:49	27.5	75-145	.517	0-5	.000	50-78	.641	64	92	156	5.8	60	1	21	37	26	17	200	7.4
33	CROSS, Matt	14-9	369:38	26.4	35-78	.449	20-50	.400	7-8	.875	15	34	49	3.5	22	0	20	21	7	11	97	6.9
5	BEVERLY, Harlond	19-15	545:23	28.7	51-154	.331	7-47	.149	19-47	.404	6	80	86	4.5	32	0	62	52	6	29	128	6.7
22	GAK, Deng	25-2	348:37	13.9	25-54	.463	1-4	.250	3-7	.429	19	59	78	3.1	25	0	5	12	14	8	54	2.2
15	HERENTON, Willie	17-1	149:20	8.8	7-35	.200	5-21	.238	1-7	.143	3	6	9	0.5	6	0	3	1	0	3	20	1.2
14	MILLER, Rodney	5-0	20:45	4.2	0-2	.000	0-0	.000	2-4	.500	2	0	2	0.4	4	0	0	2	1	2	2	0.4
10	GKOGKOS, Filippos	4-0	07:18	1.8	0-1	.000	0-0	.000	0-0	.000	1	0	1	0.3	0	0	0	0	0	0	0	0.0
Team											48	39	87					7				
Total		27	5425		647-1524	.425	150-508	.295	350-500	.700	256	688	944	35.0	333	1	305	340	104	179	1794	66.4
Opponents		27	5425		722-1610	.448	248-656	.378	224-318	.704	245	691	936	34.7	420	8	401	331	112	188	1916	71.0

Team Statistics

	MIAMI	OPP
Scoring	1794	1916
Points per game	66.4	71.0
Scoring margin	-4.5	-
Field goals-att	647-1524	722-1610
Field goal pct	.425	.448
3 point fg-att	150-508	248-656
3-point FG pct	.295	.378
3-pt FG made per game	5.6	9.2
Free throws-att	350-500	224-318
Free throw pct	.700	.704
F-Throws made per game	13.0	8.3
Rebounds	944	936
Rebounds per game	35.0	34.7
Rebounding margin	+0.3	-
Assists	305	401
Assists per game	11.3	14.9
Turnovers	340	331
Turnovers per game	12.6	12.3
Turnover margin	-0.3	-
Assist/turnover ratio	0.9	1.2
Steals	179	188
Steals per game	6.6	7.0
Blocks	104	112
Blocks per game	3.9	4.1
Winning streak	0	-
Home win streak	1	-
Attendance	0	5147
Home games-Avg/Game	15-0	9-572
Neutral site-Avg/Game	-	3-1880

Team Results

Date	Opponent		Score	Att.
11/29/2020	North Florida	W	77-59	0
12/04/2020	Stetson	W	82-60	0
12/08/2020	Purdue	W	58-54	0
12/12/2020	FGCU	L	62-66	0
12/16/2020	Pittsburgh	L	55-70	0
12/19/2020	Jacksonville	W	73-64	0
12/29/2020	at Virginia Tech	L	78-80	250
01/02/2021	Clemson	L	65-66	0
01/05/2021	North Carolina	L	65-67	0
01/09/2021	at NC State	W	64-59	0
01/12/2021	at Boston College	L	62-84	0
01/16/2021	Louisville	W	78-72	0
01/19/2021	at Syracuse	L	57-83	0
01/24/2021	Notre Dame	L	59-73	0
01/27/2021	at Florida St.	L	59-81	2825
01/30/2021	at Wake Forest	L	54-66	82
02/01/2021	Duke	W	77-75	0
02/06/2021	Virginia Tech	Lot	76-80	0
02/14/2021	at Notre Dame	L	61-71	114
02/20/2021	Georgia Tech	L	60-87	0
02/24/2021	Florida St.	L	71-88	0
02/27/2021	at Clemson	L	58-66	1876
03/01/2021	at Virginia	L	51-62	0
03/05/2021	Boston College	W	80-76	0
03/09/2021	vs Pittsburgh	W	79-73	0
03/10/2021	vs Clemson	W	67-64	2820
03/11/2021	vs Georgia Tech	L	66-70	2820



EXTENDED & PER-40 SEASON STATISTICS

Game Records

Record	Overall	Home	Away	Neutral
ALL GAMES	10-17	7-8	1-8	2-1
CONFERENCE	4-15	3-7	1-8	0-0
NON-CONFERENCE	6-2	4-1	0-0	2-1

Team Box Score Extended

No. Player	Total			3-Point		F-Throw		Rebounds				PF			TO			BLK			STL			PTS		
	GP-GS	MIN	AVG	FG-FA	FG%	3FG-3FA	3FG%	FT-FTA	FT%	OFF	DEF	TOT	AVG	PF	DQ	A	A/G	TO	G	A/TO	BLK	BLK/G	STL	STL/G	PTS	AVG
2 WONG, Isaiah	27-26	957:40	35.5	155-360	.431	50-144	.347	102-127	.803	22	107	129	4.8	44	0	64	2.37	48	1.78	1.33	13	0.48	30	1.11	462	17.1
00 LYKES, Chris	2-2	56:42	28.4	8-22	.364	5-11	.455	10-11	.909	0	8	8	4.0	4	0	11	5.50	3	1.50	3.67	1	0.50	4	2.00	31	15.5
23 MCGUSTY, Kameron	20-18	663:24	33.2	98-220	.445	24-75	.320	46-56	.821	10	65	75	3.8	20	0	56	2.80	49	2.45	1.14	1	0.05	25	1.25	266	13.3
4 OLANIYI, Elijah	21-18	684:11	32.6	80-190	.421	21-80	.263	39-55	.709	26	81	107	5.1	43	0	19	0.90	38	1.81	0.50	9	0.43	19	0.90	220	10.5
1 WALKER, Anthony	26-16	689:29	26.5	91-214	.425	15-64	.234	52-73	.712	29	93	122	4.7	52	0	27	1.04	47	1.81	0.57	22	0.85	19	0.73	249	9.6
13 TIMBERLAKE, Earl	7-3	190:43	27.2	22-49	.449	2-7	.286	19-27	.704	11	24	35	5.0	21	0	17	2.43	23	3.29	0.74	4	0.57	12	1.71	65	9.3
3 BROOKS, Nysier	27-25	741:49	27.5	75-145	.517	0-5	.000	50-78	.641	64	92	156	5.8	60	1	21	0.78	37	1.37	0.57	26	0.96	17	0.63	200	7.4
33 CROSS, Matt	14-9	369:38	26.4	35-78	.449	20-50	.400	7-8	.875	15	34	49	3.5	22	0	20	1.43	21	1.50	0.95	7	0.50	11	0.79	97	6.9
5 BEVERLY, Harlond	19-15	545:23	28.7	51-154	.331	7-47	.149	19-47	.404	6	80	86	4.5	32	0	62	3.26	52	2.74	1.19	6	0.32	29	1.53	128	6.7
22 GAK, Deng	25-2	348:37	13.9	25-54	.463	1-4	.250	3-7	.429	19	59	78	3.1	25	0	5	0.20	12	0.48	0.42	14	0.56	8	0.32	54	2.2
15 HERENTON, Willie	17-1	149:20	8.8	7-35	.200	5-21	.238	1-7	.143	3	6	9	0.5	6	0	3	0.18	1	0.06	3.00	0	0.00	3	0.18	20	1.2
14 MILLER, Rodney	5-0	20:45	4.2	0-2	.000	0-0	.000	2-4	.500	2	0	2	0.4	4	0	0	0.00	2	0.40	0.00	1	0.20	2	0.40	2	0.4
10 GKOGKOS, Filippos	4-0	07:18	1.8	0-1	.000	0-0	.000	0-0	.000	1	0	1	0.3	0	0	0	0.00	0	0.00	0.00	0	0.00	0	0.00	0	0.0
Total	27	5425	647-1524	.425	150-508	.295	350-500	.700	256	688	944	35.0	333	1	305	11.30	340	12.59	0.90	104	3.85	179	6.63	1794	66.4	
Opponents	27	5425	722-1610	.448	248-656	.378	224-318	.704	245	691	936	34.7	420	8	401	14.85	331	12.26	1.21	112	4.15	188	6.96	1916	71.0	

Score by Periods

Team	1st	2nd	OT	TOT
Miami (FL)	809	983	2	1794
Opponents	913	997	6	1916

##	Player	min	fgm	fga	pct	3fgm	3fga	pct	ftm	fta	pct	oreb	dreb	treb	pf	a	to	blk	stl	pts
5	BEVERLY, Harlond	40	3.7	11.3	.331	0.5	3.4	.149	1.4	3.4	.404	0.4	5.9	6.3	2.3	4.5	3.8	0.4	2.1	9.4
3	BROOKS, Nysier	40	4.0	7.8	.517	0.0	0.3	.000	2.7	4.2	.641	3.5	5.0	8.4	3.2	1.1	2.0	1.4	0.9	10.8
33	CROSS, Matt	40	3.8	8.4	.449	2.2	5.4	.400	0.8	0.9	.875	1.6	3.7	5.3	2.4	2.2	2.3	0.8	1.2	10.5
22	GAK, Deng	40	2.9	6.2	.463	0.1	0.5	.250	0.3	0.8	.429	2.2	6.8	8.9	2.9	0.6	1.4	1.6	0.9	6.2
10	GKOGKOS, Filippos	40	0.0	5.5	.000	0.0	0.0	.000	0.0	0.0	.000	5.5	0.0	5.5	0.0	0.0	0.0	0.0	0.0	0.0
15	HERENTON, Willie	40	1.9	9.4	.200	1.3	5.6	.238	0.3	1.9	.143	0.8	1.6	2.4	1.6	0.8	0.3	0.0	0.8	5.4
00	LYKES, Chris	40	5.6	15.5	.364	3.5	7.8	.455	7.1	7.8	.909	0.0	5.6	5.6	2.8	7.8	2.1	0.7	2.8	21.9
23	MCGUSTY, Kameron	40	5.9	13.3	.445	1.4	4.5	.320	2.8	3.4	.821	0.6	3.9	4.5	1.2	3.4	3.0	0.1	1.5	16.0
14	MILLER, Rodney	40	0.0	3.9	.000	0.0	0.0	.000	3.9	7.7	.500	3.9	0.0	3.9	7.7	0.0	3.9	1.9	3.9	3.9
4	OLANIYI, Elijah	40	4.7	11.1	.421	1.2	4.7	.263	2.3	3.2	.709	1.5	4.7	6.3	2.5	1.1	2.2	0.5	1.1	12.9
13	TIMBERLAKE, Earl	40	4.6	10.3	.449	0.4	1.5	.286	4.0	5.7	.704	2.3	5.0	7.3	4.4	3.6	4.8	0.8	2.5	13.6
1	WALKER, Anthony	40	5.3	12.4	.425	0.9	3.7	.234	3.0	4.2	.712	1.7	5.4	7.1	3.0	1.6	2.7	1.3	1.1	14.4
2	WONG, Isaiah	40	6.5	15.0	.431	2.1	6.0	.347	4.3	5.3	.803	0.9	4.5	5.4	1.8	2.7	2.0	0.5	1.3	19.3

Note: All statistics are pro-rated based on an average per 40-minute game.

OVERALL & ACC STATISTICS COMPARISON

Summary

Player	Overall Statistics									Conference Statistics										
	GP-GS	MIN/G	FG%	3FG%	FT%	R/G	A/G	STL	BLK	PTS/G	GP-GS	MIN/G	FG%	3FG%	FT%	R/G	A/G	STL	BLK	PTS/G
WONG, Isaiah	27-26	35.5	.431	.347	.803	4.8	2.4	30	13	17.1	19-18	35.1	.418	.381	.821	4.5	2.4	20	9	16.7
LYKES, Chris	2-2	28.4	.364	.455	.909	4.0	5.5	4	1	15.5	0-0	0.0	.000	.000	0.0	0.0	0	0	0.0	
MCGUSTY, Kameron	20-18	33.2	.445	.320	.821	3.8	2.8	25	1	13.3	13-11	35.1	.434	.347	.875	3.8	2.8	18	1	13.2
OLANIYI, Elijah	21-18	32.6	.421	.263	.709	5.1	0.9	19	9	10.5	17-14	33.3	.424	.261	.673	5.4	0.9	19	7	11.5
WALKER, Anthony	26-16	26.5	.425	.234	.712	4.7	1.0	19	22	9.6	18-12	26.1	.407	.255	.679	4.4	0.8	11	13	9.4
TIMBERLAKE, Earl	7-3	27.2	.449	.286	.704	5.0	2.4	12	4	9.3	6-3	27.5	.432	.200	.667	5.0	2.5	11	4	8.8
BROOKS, Nysier	27-25	27.5	.517	.000	.641	5.8	0.8	17	26	7.4	19-17	26.7	.522	.000	.620	5.3	0.8	9	16	6.7
CROSS, Matt	14-9	26.4	.449	.400	.875	3.5	1.4	11	7	6.9	9-5	25.5	.413	.432	1.000	2.4	1.7	9	4	6.7
BEVERLY, Harlond	19-15	28.7	.331	.149	.404	4.5	3.3	29	6	6.7	14-12	28.5	.327	.161	.370	3.5	2.9	19	4	6.4
GAK, Deng	25-2	13.9	.463	.250	.429	3.1	0.2	8	14	2.2	18-2	14.1	.486	.500	.000	2.7	0.2	7	9	2.1
HERENTON, Willie	17-1	8.8	.200	.238	.143	0.5	0.2	3	0	1.2	12-1	8.6	.148	.133	.143	0.8	0.1	2	0	0.9
MILLER, Rodney	5-0	4.2	.000	.000	.500	0.4	0.0	2	1	0.4	0-0	0.0	.000	.000	.000	0.0	0.0	0	0	0.0
GKOKOS, Filippos	4-0	1.8	.000	.000	.000	0.3	0.0	0	0	0.0	4-0	1.8	.000	.000	.000	0.3	0.0	0	0	0.0
Totals	27		.425	.295	.700	35.0	11.3	179	104	66.4	19		.414	.308	.691	33.2	10.7	125	67	64.7
Opponent	27		.448	.378	.704	34.7	14.9	188	112	71.0	19		.465	.384	.748	36.2	15.3	136	84	74.0

Scoring

Player	Overall Statistics								Conference Statistics							
	FG-FGA	FG%	3FG-3FGA	3FG%	FT-FTA	FT%	PTS	PTS/G	FG-FGA	FG%	3FG-3FGA	3FG%	FT-FTA	FT%	PTS	PTS/G
WONG, Isaiah	155-360	.431	50-144	.347	102-127	.803	462	17.1	104-249	.418	40-105	.381	69-84	.821	317	16.7
LYKES, Chris	8-22	.364	5-11	.455	10-11	.909	31	15.5	0-0	.000	0-0	.000	0-0	.000	0	0.0
MCGUSTY, Kameron	98-220	.445	24-75	.320	46-56	.821	266	13.3	63-145	.434	17-49	.347	28-32	.875	171	13.2
OLANIYI, Elijah	80-190	.421	21-80	.263	39-55	.709	220	10.5	72-170	.424	18-69	.261	33-49	.673	195	11.5
WALKER, Anthony	91-214	.425	15-64	.234	52-73	.712	249	9.6	61-150	.407	12-47	.255	36-53	.679	170	9.4
TIMBERLAKE, Earl	22-49	.449	2-7	.286	19-27	.704	65	9.3	19-44	.432	1-5	.200	14-21	.667	53	8.8
BROOKS, Nysier	75-145	.517	0-5	.000	50-78	.641	200	7.4	48-92	.522	0-4	.000	31-50	.620	127	6.7
CROSS, Matt	35-78	.449	20-50	.400	7-8	.875	97	6.9	19-46	.413	16-37	.432	6-6	1.000	60	6.7
BEVERLY, Harlond	51-154	.331	7-47	.149	19-47	.404	128	6.7	37-113	.327	5-31	.161	10-27	.370	89	6.4
GAK, Deng	25-54	.463	1-4	.250	3-7	.429	54	2.2	18-37	.486	1-2	.500	0-1	.000	37	2.1
HERENTON, Willie	7-35	.200	5-21	.238	1-7	.143	20	1.2	4-27	.148	2-15	.133	1-7	.143	11	0.9
MILLER, Rodney	0-2	.000	0-0	.000	2-4	.500	2	0.4	0-0	.000	0-0	.000	0-0	.000	0	0.0
GKOKOS, Filippos	0-1	.000	0-0	.000	0-0	.000	0	0.0	0-1	.000	0-0	.000	0-0	.000	0	0.0
Totals	647-1524	.425	150-508	.295	350-500	.700	1794	66.4	445-1074	.414	112-364	.308	228-330	.691	1230	64.7
Opponent	722-1610	.448	248-656	.378	224-318	.704	1916	71.0	531-1142	.465	169-440	.384	175-234	.748	1406	74.0

Totals

Player	Overall Statistics										Conference Statistics									
	O-REB	D-REB	TOTAL	PF	FO	A	TO	A/TO	HI	PTS	O-REB	D-REB	TOTAL	PF	FO	A	TO	A/TO	HI	PTS
WONG, Isaiah	22	107	129	44	0	64	48	1.3	30	20	11	74	85	31	0	46	33	1.4	30	
LYKES, Chris	0	8	8	4	0	11	3	3.7	20	0	0	0	0	0	0	0	0	0.0	0	
MCGUSTY, Kameron	10	65	75	20	0	56	49	1.1	27	5	44	49	11	0	37	33	1.1	27		
OLANIYI, Elijah	26	81	107	43	0	19	38	0.5	21	24	68	92	33	0	15	30	0.5	21		
WALKER, Anthony	29	93	122	52	0	27	47	0.6	18	21	59	80	34	0	15	30	0.5	17		
TIMBERLAKE, Earl	11	24	35	21	0	17	23	0.7	13	10	20	30	18	0	15	19	0.8	13		
BROOKS, Nysier	64	92	156	60	1	21	37	0.6	21	43	58	101	45	1	16	23	0.7	21		
CROSS, Matt	15	34	49	22	0	20	21	1.0	16	3	19	22	14	0	15	14	1.1	16		
BEVERLY, Harlond	6	80	86	32	0	62	52	1.2	14	2	47	49	18	0	41	36	1.1	14		
GAK, Deng	19	59	78	25	0	5	12	0.4	8	13	36	49	19	0	3	10	0.3	8		
HERENTON, Willie	3	6	9	6	0	3	1	3.0	5	3	6	9	5	0	1	0	1.0	5		
MILLER, Rodney	2	0	2	4	0	0	2	0.0	2	0	0	0	0	0	0	0	0.0	2		
GKOKOS, Filippos	1	0	1	0	0	0	0	0.0	0	1	0	1	0	0	0	0	0.0	0		
Totals	256	688	944	333	1	305	340	0.9	82	170	460	630	228	1	204	233	0.9	80		
Opponent	245	691	936	420	8	401	331	1.2	88	177	510	687	278	2	291	221	1.3	88		



ACC STATISTICS

Game Records

Record	Overall	Home	Away	Neutral
ALL GAMES	4-15	3-7	1-8	0-0
CONFERENCE	4-15	3-7	1-8	0-0
NON-CONFERENCE	0-0	0-0	0-0	0-0

Score by Periods

Team	1st	2nd	OT	TOT
Miami (FL)	543	685	2	1230
Opponents	665	735	6	1406

Team Box Score

No.	Player	Total			3-Point			F-Throw			Rebounds				PF				PTS	AVG		
		GP-GS	MIN	AVG	FG-FGA	FG%	3FG-FGA	3FG%	FT-FTA	FT%	OFF	DEF	TOT	AVG	PF	DQ	A	TO			BLK	STL
2	WONG, Isaiah	19-18	665:59	35.1	104-249	.418	40-105	.381	69-84	.821	11	74	85	4.5	31	0	46	33	9	20	317	16.7
23	MCGUSTY, Kameron	13-11	456:32	35.1	63-145	.434	17-49	.347	28-32	.875	5	44	49	3.8	11	0	37	33	1	18	171	13.2
4	OLANIYI, Elijah	17-14	565:26	33.3	72-170	.424	18-69	.261	33-49	.673	24	68	92	5.4	33	0	15	30	7	19	195	11.5
1	WALKER, Anthony	18-12	470:30	26.1	61-150	.407	12-47	.255	36-53	.679	21	59	80	4.4	34	0	15	30	13	11	170	9.4
13	TIMBERLAKE, Earl	6-3	165:12	27.5	19-44	.432	1-5	.200	14-21	.667	10	20	30	5.0	18	0	15	19	4	11	53	8.8
3	BROOKS, Nysier	19-17	506:54	26.7	48-92	.522	0-4	.000	31-50	.620	43	58	101	5.3	45	1	16	23	16	9	127	6.7
33	CROSS, Matt	9-5	229:51	25.5	19-46	.413	16-37	.432	6-6	1.000	3	19	22	2.4	14	0	15	14	4	9	60	6.7
5	BEVERLY, Harlond	14-12	399:17	28.5	37-113	.327	5-31	.161	10-27	.370	2	47	49	3.5	18	0	41	36	4	19	89	6.4
22	GAK, Deng	18-2	254:16	14.1	18-37	.486	1-2	.500	0-1	.000	13	36	49	2.7	19	0	3	10	9	7	37	2.1
15	HERENTON, Willie	12-1	103:45	8.6	4-27	.148	2-15	.133	1-7	.143	3	6	9	0.8	5	0	1	0	0	2	11	0.9
10	GKOGKOS, Filippos	4-0	07:18	1.8	0-1	.000	0-0	.000	0-0	.000	1	0	1	0.3	0	0	0	0	0	0	0	0.0
Team																						
Total		19	3825		445-1074	.414	112-364	.308	228-330	.691	170	460	630	33.2	228	1	204	233	67	125	1230	64.7
Opponents		19	3825		531-1142	.465	169-440	.384	175-234	.748	177	510	687	36.2	278	2	291	221	84	136	1406	74.0

Team Statistics

	MIAMI	OPP
Scoring	1230	1406
Points per game	64.7	74.0
Scoring margin	-9.3	-
Field goals-att	445-1074	531-1142
Field goal pct	.414	.465
3 point fg-att	112-364	169-440
3-point FG pct	.308	.384
3-pt FG made per game	5.9	8.9
Free throws-att	228-330	175-234
Free throw pct	.691	.748
F-Throws made per game	12.0	9.2
Rebounds	630	687
Rebounds per game	33.2	36.2
Rebounding margin	-3.0	-
Assists	204	291
Assists per game	10.7	15.3
Turnovers	233	221
Turnovers per game	12.3	11.6
Turnover margin	-0.6	-
Assist/turnover ratio	0.9	1.3
Steals	125	136
Steals per game	6.6	7.2
Blocks	67	84
Blocks per game	3.5	4.4
Winning streak	1	-
Home win streak	1	-
Attendance	0	5147
Home games-Avg/Game	10-0	9-572
Neutral site-Avg/Game	-	0-0

Team Results

Date	Opponent		Score	Att.
12/16/2020	Pittsburgh	L	55-70	0
12/29/2020	at Virginia Tech	L	78-80	250
01/02/2021	Clemson	L	65-66	0
01/05/2021	North Carolina	L	65-67	0
01/09/2021	at NC State	W	64-59	0
01/12/2021	at Boston College	L	62-84	0
01/16/2021	Louisville	W	78-72	0
01/19/2021	at Syracuse	L	57-83	0
01/24/2021	Notre Dame	L	59-73	0
01/27/2021	at Florida St.	L	59-81	2825
01/30/2021	at Wake Forest	L	54-66	82
02/01/2021	Duke	W	77-75	0
02/06/2021	Virginia Tech	Lot	76-80	0
02/14/2021	at Notre Dame	L	61-71	114
02/20/2021	Georgia Tech	L	60-87	0
02/24/2021	Florida St.	L	71-88	0
02/27/2021	at Clemson	L	58-66	1876
03/01/2021	at Virginia	L	51-62	0
03/05/2021	Boston College	W	80-76	0

SEASON IN REVIEW

NON-CONFERENCE STATISTICS

Game Records

Record	Overall	Home	Away	Neutral
ALL GAMES	6-2	4-1	0-0	2-1
CONFERENCE	0-0	0-0	0-0	0-0
NON-CONFERENCE	6-2	4-1	0-0	2-1

Score by Periods

Team	1st	2nd	OT	TOT
Miami (FL)	266	298	0	564
Opponents	248	262	0	510

Team Box Score

No.	Player	Total			3-Point			F-Throw		Rebounds				PF DQ A TO BLK STL PTS AVG								
		GP-GS	MIN	AVG	FG-FGA	FG%	3FG-FGA	3FG%	FT-FTA	FT%	OFF	DEF	TOT	AVG	PF	DQ	A	TO	BLK	STL	PTS	AVG
2	WONG, Isaiah	8-8	291:41	36.5	51-111	.459	10-39	.256	33-43	.767	11	33	44	5.5	13	0	18	15	4	10	145	18.1
00	LYKES, Chris	2-2	56:42	28.4	8-22	.364	5-11	.455	10-11	.909	0	8	8	4.0	4	0	11	3	1	4	31	15.5
23	MCGUSTY, Kameron	7-7	206:52	29.6	35-75	.467	7-26	.269	18-24	.750	5	21	26	3.7	9	0	19	16	0	7	95	13.6
13	TIMBERLAKE, Earl	1-0	25:31	25.5	3-5	.600	1-2	.500	5-6	.833	1	4	5	5.0	3	0	2	4	0	1	12	12.0
1	WALKER, Anthony	8-4	218:60	27.4	30-64	.469	3-17	.176	16-20	.800	8	34	42	5.3	18	0	12	17	9	8	79	9.9
3	BROOKS, Nysier	8-8	234:55	29.4	27-53	.509	0-1	.000	19-28	.679	21	34	55	6.9	15	0	5	14	10	8	73	9.1
5	BEVERLY, Harlond	5-3	146:06	29.2	14-41	.341	2-16	.125	9-20	.450	4	33	37	7.4	14	0	21	16	2	10	39	7.8
33	CROSS, Matt	5-4	139:47	28.0	16-32	.500	4-13	.308	1-2	.500	12	15	27	5.4	8	0	5	7	3	2	37	7.4
4	OLANIYI, Elijah	4-4	118:45	29.7	8-20	.400	3-11	.273	6-6	1.000	2	13	15	3.8	10	0	4	8	2	0	25	6.3
22	GAK, Deng	7-0	94:21	13.5	7-17	.412	0-2	.000	3-6	.500	6	23	29	4.1	6	0	2	2	5	1	17	2.4
15	HERENTON, Willie	5-0	45:35	9.1	3-8	.375	3-6	.500	0-0	.000	0	0	0	0.0	1	0	2	1	0	1	9	1.8
14	MILLER, Rodney	5-0	20:45	4.2	0-2	.000	0-0	.000	2-4	.500	2	0	2	0.4	4	0	0	2	1	2	2	0.4
Team											14	10	24				2					
Total		8	1600		202-450	.449	38-144	.264	122-170	.718	86	228	314	39.3	105	0	101	107	37	54	564	70.5
Opponents		8	1600		191-468	.408	79-216	.366	49-84	.583	68	181	249	31.1	142	6	110	110	28	52	510	63.8

Team Statistics

	MIAMI	OPP
Scoring	564	510
Points per game	70.5	63.8
Scoring margin	+6.8	-
Field goals-att	202-450	191-468
Field goal pct	.449	.408
3 point fg-att	38-144	79-216
3-point FG pct	.264	.366
3-pt FG made per game	4.8	9.9
Free throws-att	122-170	49-84
Free throw pct	.718	.583
F-Throws made per game	15.3	6.1
Rebounds	314	249
Rebounds per game	39.3	31.1
Rebounding margin	+8.1	-
Assists	101	110
Assists per game	12.6	13.8
Turnovers	107	110
Turnovers per game	13.4	13.8
Turnover margin	+0.4	-
Assist/turnover ratio	0.9	1.0
Steals	54	52
Steals per game	6.8	6.5
Blocks	37	28
Blocks per game	4.6	3.5
Winning streak	0	-
Home win streak	1	-
Attendance	0	0
Home games-Avg/Game	5-0	0-0
Neutral site-Avg/Game	-	3-1880

Team Results

Date	Opponent	Score	Att.
11/29/2020	North Florida	W 77-59	0
12/04/2020	Stetson	W 82-60	0
12/08/2020	Purdue	W 58-54	0
12/12/2020	FGCU	L 62-66	0
12/19/2020	Jacksonville	W 73-64	0
03/09/2021	vs Pittsburgh	W 79-73	0
03/10/2021	vs Clemson	W 67-64	2820
03/11/2021	vs Georgia Tech	L 66-70	2820



WIN STATISTICS

Game Records

Record	Overall	Home	Away	Neutral
ALL GAMES	10-0	7-0	1-0	2-0
CONFERENCE	4-0	3-0	1-0	0-0
NON-CONFERENCE	6-0	4-0	0-0	2-0

Score by Periods

Team	1st	2nd	OT	TOT
Miami (FL)	336	399	0	735
Opponents	310	346	0	656

Team Box Score

No.	Player	Total			3-Point		F-Throw		Rebounds				PF DQ A TO BLK STL PTS AVG									
		GP-GS	MIN	AVG	FG-FGA	FG%	3FG-FGA	3FG%	FT-FTA	FT%	OFF	DEF	TOT	AVG	PF	DQ	A	TO	BLK	STL	PTS	AVG
2	WONG, Isaiah	10-9	35:30	35.4	68-139	.489	14-42	.333	42-55	.764	14	45	59	5.9	12	0	29	14	6	11	192	19.2
00	LYKES, Chris	2-2	56:42	28.4	8-22	.364	5-11	.455	10-11	.909	0	8	8	4.0	4	0	11	3	1	4	31	15.5
23	MCGUSTY, Kameron	7-7	24:23	34.7	35-82	.427	9-28	.321	21-26	.808	5	23	28	4.0	10	0	24	13	0	7	100	14.3
13	TIMBERLAKE, Earl	2-1	51:37	25.8	7-11	.636	1-2	.500	10-12	.833	3	6	9	4.5	7	0	3	5	0	2	25	12.5
4	OLANIYI, Elijah	7-6	21:64	31.0	27-59	.458	8-26	.308	10-17	.588	7	29	36	5.1	16	0	7	13	2	4	72	10.3
1	WALKER, Anthony	10-5	25:52	25.6	36-77	.468	5-20	.250	23-29	.793	10	34	44	4.4	22	0	17	20	8	10	100	10.0
33	CROSS, Matt	6-4	17:36	29.0	22-41	.537	11-22	.500	5-6	.833	12	17	29	4.8	9	0	6	9	3	5	60	10.0
3	BROOKS, Nysier	10-9	28:04	28.1	32-59	.542	0-2	.000	15-25	.600	22	35	57	5.7	24	0	7	16	12	7	79	7.9
5	BEVERLY, Harlond	7-5	20:32	29.0	18-53	.340	2-15	.133	11-23	.478	4	40	44	6.3	14	0	24	17	4	12	49	7.0
22	GAK, Deng	9-1	102:41	11.4	9-21	.429	0-3	.000	1-3	.333	8	22	30	3.3	7	0	4	4	3	1	19	2.1
15	HERENTON, Willie	4-1	43:52	11.0	2-9	.222	2-6	.333	0-0	.000	0	1	1	0.3	2	0	1	0	0	1	6	1.5
14	MILLER, Rodney	4-0	18:41	4.7	0-0	.000	0-0	.000	2-4	.500	1	0	1	0.3	4	0	0	1	1	2	2	0.5
Team											21	13	34						4			
Total		10	2000		264-573	.461	57-177	.322	150-211	.711	107	273	380	38.0	131	0	133	119	40	66	735	73.5
Opponents		10	2000		246-598	.411	83-258	.322	81-117	.692	98	232	330	33.0	175	7	123	132	40	56	656	65.6

Team Statistics

	MIAMI	OPP
Scoring	735	656
Points per game	73.5	65.6
Scoring margin	+7.9	-
Field goals-att	264-573	246-598
Field goal pct	.461	.411
3 point fg-att	57-177	83-258
3-point FG pct	.322	.322
3-pt FG made per game	5.7	8.3
Free throws-att	150-211	81-117
Free throw pct	.711	.692
F-Throws made per game	15.0	8.1
Rebounds	380	330
Rebounds per game	38.0	33.0
Rebounding margin	+5.0	-
Assists	133	123
Assists per game	13.3	12.3
Turnovers	119	132
Turnovers per game	11.9	13.2
Turnover margin	+1.3	-
Assist/turnover ratio	1.1	0.9
Steals	66	56
Steals per game	6.6	5.6
Blocks	40	40
Blocks per game	4.0	4.0
Winning streak	10	-
Home win streak	7	-
Attendance	0	0
Home games-Avg/Game	7-0	1-0
Neutral site-Avg/Game	-	2-1410

Team Results

Date	Opponent	Score	Att.
11/29/2020	North Florida	W 77-59	0
12/04/2020	Stetson	W 82-60	0
12/08/2020	Purdue	W 58-54	0
12/19/2020	Jacksonville	W 73-64	0
01/09/2021	at NC State	W 64-59	0
01/16/2021	Louisville	W 78-72	0
02/01/2021	Duke	W 77-75	0
03/05/2021	Boston College	W 80-76	0
03/09/2021	vs Pittsburgh	W 79-73	0
03/10/2021	vs Clemson	W 67-64	2820

SEASON IN REVIEW

LOSS STATISTICS

Game Records

Record	Overall	Home	Away	Neutral
ALL GAMES	0-17	0-8	0-8	0-1
CONFERENCE	0-15	0-7	0-8	0-0
NON-CONFERENCE	0-2	0-1	0-0	0-1

Score by Periods

Team	1st	2nd	OT	TOT
Miami (FL)	473	584	2	1059
Opponents	603	651	6	1260

Team Box Score

No.	Player	Total			3-Point			F-Throw		Rebounds				Other								
		GP-GS	MIN	AVG	FG-FGA	FG%	3FG-FGA	3FG%	FT-FTA	FT%	OFF	DEF	TOT	AVG	PF	DQ	A	T	BLK	STL	PTS	AVG
2	WONG, Isaiah	17-17	604:00	35.5	87-221	.394	36-102	.353	60-72	.833	8	62	70	4.1	32	0	35	34	7	19	270	15.9
23	MCGUSTY, Kameron	13-11	420:45	32.4	63-138	.457	15-47	.319	25-30	.833	5	42	47	3.6	10	0	32	36	1	18	166	12.8
4	OLANIYI, Elijah	14-12	467:27	33.4	53-131	.405	13-54	.241	29-38	.763	19	52	71	5.1	27	0	12	25	7	15	148	10.6
1	WALKER, Anthony	16-11	433:48	27.1	55-137	.401	10-44	.227	29-44	.659	19	59	78	4.9	30	0	10	27	14	9	149	9.3
13	TIMBERLAKE, Earl	5-2	139:06	27.8	15-38	.395	1-5	.200	9-15	.600	8	18	26	5.2	14	0	14	18	4	10	40	8.0
3	BROOKS, Nysier	17-16	461:05	27.1	43-86	.500	0-3	.000	35-53	.660	42	57	99	5.8	36	1	14	21	14	10	121	7.1
5	BEVERLY, Harlond	12-10	342:20	28.5	33-101	.327	5-32	.156	8-24	.333	2	40	42	3.5	18	0	38	35	2	17	79	6.6
33	CROSS, Matt	8-5	195:42	24.5	13-37	.351	9-28	.321	2-2	1.000	3	17	20	2.5	13	0	14	12	4	6	37	4.6
22	GAK, Deng	16-1	245:56	15.4	16-33	.485	1-1	1.000	2-4	.500	11	37	48	3.0	18	0	1	8	11	7	35	2.2
15	HERENTON, Willie	13-0	105:28	8.1	5-26	.192	3-15	.200	1-7	.143	3	5	8	0.6	4	0	2	1	0	2	14	1.1
10	GKOGKOS, Filippos	4-0	07:18	1.8	0-1	.000	0-0	.000	0-0	.000	1	0	1	0.3	0	0	0	0	0	0	0	0.0
14	MILLER, Rodney	1-0	02:04	2.1	0-2	.000	0-0	.000	0-0	.000	1	0	1	1.0	0	0	0	1	0	0	0	0.0
Team												27	26	53					3			
Total		17	3425		383-951	.403	93-331	.281	200-289	.692	149	415	564	33.2	202	1	172	221	64	113	1059	62.3
Opponents		17	3425		476-1012	.470	165-398	.415	143-201	.711	147	459	606	35.6	245	1	278	199	72	132	1260	74.1

Team Statistics

	MIAMI	OPP
Scoring	1059	1260
Points per game	62.3	74.1
Scoring margin	-11.8	-
Field goals-att	383-951	476-1012
Field goal pct	.403	.470
3 point fg-att	93-331	165-398
3-point FG pct	.281	.415
3-pt FG made per game	5.5	9.7
Free throws-att	200-289	143-201
Free throw pct	.692	.711
F-Throws made per game	11.8	8.4
Rebounds	564	606
Rebounds per game	33.2	35.6
Rebounding margin	-2.5	-
Assists	172	278
Assists per game	10.1	16.4
Turnovers	221	199
Turnovers per game	13.0	11.7
Turnover margin	-1.3	-
Assist/turnover ratio	0.8	1.4
Steals	113	132
Steals per game	6.6	7.8
Blocks	64	72
Blocks per game	3.8	4.2
Winning streak	0	-
Home win streak	0	-
Attendance	0	5147
Home games-Avg/Game	8-0	8-643
Neutral site-Avg/Game	-	1-2820

Team Results

Date	Opponent		Score	Att.
12/12/2020	FGCU	L	62-66	0
12/16/2020	Pittsburgh	L	55-70	0
12/29/2020	at Virginia Tech	L	78-80	250
01/02/2021	Clemson	L	65-66	0
01/05/2021	North Carolina	L	65-67	0
01/12/2021	at Boston College	L	62-84	0
01/19/2021	at Syracuse	L	57-83	0
01/24/2021	Notre Dame	L	59-73	0
01/27/2021	at Florida St.	L	59-81	2825
01/30/2021	at Wake Forest	L	54-66	82
02/06/2021	Virginia Tech	Lot	76-80	0
02/14/2021	at Notre Dame	L	61-71	114
02/20/2021	Georgia Tech	L	60-87	0
02/24/2021	Florida St.	L	71-88	0
02/27/2021	at Clemson	L	58-66	1876
03/01/2021	at Virginia	L	51-62	0
03/11/2021	vs Georgia Tech	L	66-70	2820



HOME STATISTICS

Game Records

Record	Overall	Home	Away	Neutral
ALL GAMES	7-8	7-8	0-0	0-0
CONFERENCE	3-7	3-7	0-0	0-0
NON-CONFERENCE	4-1	4-1	0-0	0-0

Score by Periods

Team	1st	2nd	OT	TOT
Miami (FL)	446	590	2	1038
Opponents	483	568	6	1057

Team Box Score

No.	Player	Total					3-Point		F-Throw		Rebounds				PF			TO			PTS	AVG
		GP-GS	MIN	AVG	FG-FGA	FG%	3FG-FGA	3FG%	FT-FTA	FT%	OFF	DEF	TOT	AVG	PF	DQ	A	TO	BLK	STL		
2	WONG, Isaiah	15-14	51:55	34.1	89-193	.461	25-71	.352	55-71	.775	19	57	76	5.1	22	0	38	21	9	16	258	17.2
00	LYKES, Chris	2-2	56:42	28.4	8-22	.364	5-11	.455	10-11	.909	0	8	8	4.0	4	0	11	3	1	4	31	15.5
23	MCGUSTY, Kameron	11-10	349:30	31.8	50-115	.435	13-36	.361	29-33	.879	6	34	40	3.6	10	0	30	28	0	12	142	12.9
4	OLANIYI, Elijah	11-10	352:56	32.1	46-110	.418	10-46	.217	30-44	.682	13	41	54	4.9	24	0	12	21	4	15	132	12.0
13	TIMBERLAKE, Earl	3-1	88:51	29.6	11-26	.423	2-6	.333	11-15	.733	6	12	18	6.0	9	0	8	14	4	7	35	11.7
1	WALKER, Anthony	14-7	363:19	26.0	47-111	.423	8-40	.200	35-47	.745	11	46	57	4.1	25	0	13	22	13	8	137	9.8
3	BROOKS, Nysier	15-14	417:01	27.8	43-88	.489	0-3	.000	27-41	.659	37	59	96	6.4	42	1	11	20	17	9	113	7.5
33	CROSS, Matt	10-7	270:58	27.1	26-56	.464	13-32	.406	7-8	.875	15	29	44	4.4	17	0	17	13	5	7	72	7.2
5	BEVERLY, Harfond	12-8	336:54	28.1	32-99	.323	5-33	.152	15-36	.417	4	52	56	4.7	20	0	36	34	2	19	84	7.0
22	GAK, Deng	14-1	193:21	13.8	12-35	.343	0-3	.000	2-4	.500	17	32	49	3.5	13	0	4	7	7	6	26	1.9
15	BRENTON, Willie	7-1	58:13	8.3	2-18	.111	1-10	.100	1-4	.250	1	2	3	0.4	2	0	2	0	0	1	6	0.9
14	MILLER, Rodney	5-0	20:45	4.2	0-2	.000	0-0	.000	2-4	.500	2	0	2	0.4	4	0	0	2	1	2	2	0.4
10	GKOGKOS, Filippos	2-0	04:34	2.3	0-0	.000	0-0	.000	0-0	.000	1	0	1	0.5	0	0	0	0	0	0	0	0.0
Team																						
Total		15	3025		366-875	.418	82-291	.282	224-318	.704	165	396	561	37.4	192	1	182	191	63	106	1038	69.2
Opponents		15	3025		397-906	.438	130-368	.353	133-183	.727	134	387	521	34.7	253	6	237	197	57	103	1057	70.5

Team Statistics

	MIAMI	OPP
Scoring	1038	1057
Points per game	69.2	70.5
Scoring margin	-1.3	-
Field goals-att	366-875	397-906
Field goal pct	.418	.438
3 point fg-att	82-291	130-368
3-point FG pct	.282	.353
3-pt FG made per game	5.5	8.7
Free throws-att	224-318	133-183
Free throw pct	.704	.727
F-Throws made per game	14.9	8.9
Rebounds	561	521
Rebounds per game	37.4	34.7
Rebounding margin	+2.7	-
Assists	182	237
Assists per game	12.1	15.8
Turnovers	191	197
Turnovers per game	12.7	13.1
Turnover margin	+0.4	-
Assist/turnover ratio	1.0	1.2
Steals	106	103
Steals per game	7.1	6.9
Blocks	63	57
Blocks per game	4.2	3.8
Winning streak	1	-
Home win streak	1	-
Attendance	0	0
Home games-Avg/Game	15-0	0-0
Neutral site-Avg/Game	-	0-0

Team Results

Date	Opponent		Score	Att.
11/29/2020	North Florida	W	77-59	0
12/04/2020	Stetson	W	82-60	0
12/08/2020	Purdue	W	58-54	0
12/12/2020	FGCU	L	62-66	0
12/16/2020	Pittsburgh	L	55-70	0
12/19/2020	Jacksonville	W	73-64	0
01/02/2021	Clemson	L	63-66	0
01/05/2021	North Carolina	L	65-67	0
01/16/2021	Louisville	W	78-72	0
01/24/2021	Notre Dame	L	59-73	0
02/01/2021	Duke	W	77-75	0
02/06/2021	Virginia Tech	Lot	76-80	0
02/20/2021	Georgia Tech	L	60-87	0
02/24/2021	Florida St.	L	71-88	0
03/05/2021	Boston College	W	80-76	0

AWAY STATISTICS

Game Records

Record	Overall	Home	Away	Neutral
ALL GAMES	1-8	0-0	1-8	0-0
CONFERENCE	1-8	0-0	1-8	0-0
NON-CONFERENCE	0-0	0-0	0-0	0-0

Score by Periods

Team	1st	2nd	OT	TOT
Miami (FL)	258	286	0	544
Opponents	329	323	0	652

Team Box Score

No.	Player	Total					3-Point		F-Throw		Rebounds				PF							
		GP-GS	MIN	AVG	FG-FGA	FG%	3FG-FGA	3FG%	FT-FTA	FT%	OFF	DEF	TOT	AVG	PF	DQ	A	TO	BLK	STL	PTS	AVG
2	WONG, Isaiah	9-9	329:59	36.7	50-130	.385	22-61	.361	30-35	.857	3	40	43	4.8	16	0	16	20	4	11	152	16.9
23	MCGUSTY, Kameron	6-5	204:17	34.0	27-62	.435	7-23	.304	10-13	.769	1	22	23	3.8	3	0	17	13	1	9	71	11.8
4	OLANIYI, Elijah	7-5	232:35	33.2	27-64	.422	8-24	.333	5-7	.714	11	27	38	5.4	13	0	3	11	3	4	67	9.6
1	WALKER, Anthony	9-6	230:53	25.7	31-71	.437	5-17	.294	14-22	.636	12	34	46	5.1	19	0	6	17	6	6	81	9.0
13	TIMBERLAKE, Earl	4-2	101:52	25.5	11-23	.478	0-1	.000	8-12	.667	5	12	17	4.3	12	0	9	9	0	5	30	7.5
5	BEVERLY, Harlond	7-7	208:29	29.8	19-55	.345	2-14	.143	4-11	.364	2	28	30	4.3	12	0	26	18	4	10	44	6.3
33	CROSS, Matt	4-2	98:40	24.7	9-22	.409	7-18	.389	0-0	.000	0	5	5	1.3	5	0	3	8	2	4	25	6.3
3	BROOKS, Nysier	9-8	225:45	25.1	19-35	.543	0-2	.000	12-22	.545	20	23	43	4.8	16	0	6	12	6	3	50	5.6
22	GAK, Deng	8-1	111:50	14.0	9-13	.692	1-1	1.000	0-0	.000	0	15	15	1.9	9	0	1	4	5	1	19	2.4
15	HERENTON, Willie	7-0	52:56	7.6	2-12	.167	1-7	.143	0-3	.000	2	4	6	0.9	3	0	0	0	0	1	5	0.7
10	GKOGKOS, Filippos	2-0	02:44	1.4	0-1	.000	0-0	.000	0-0	.000	0	0	0	0.0	0	0	0	0	0	0	0	0.0
Team												12	12	24								
Total		9	1800		204-488	.418	53-168	.315	83-125	.664	68	222	290	32.2	108	0	87	112	31	54	544	60.4
Opponents		9	1800		245-536	.457	89-226	.394	73-103	.709	86	237	323	35.9	116	1	125	94	41	68	652	72.4

Team Statistics

	MIAMI	OPP
Scoring	544	652
Points per game	60.4	72.4
Scoring margin	-12.0	-
Field goals-att	204-488	245-536
Field goal pct	.418	.457
3 point fg-att	53-168	89-226
3-point FG pct	.315	.394
3-pt FG made per game	5.9	9.9
Free throws-att	83-125	73-103
Free throw pct	.664	.709
F-Throws made per game	9.2	8.1
Rebounds	290	323
Rebounds per game	32.2	35.9
Rebounding margin	-3.7	-
Assists	87	125
Assists per game	9.7	13.9
Turnovers	112	94
Turnovers per game	12.4	10.4
Turnover margin	-2.0	-
Assist/turnover ratio	0.8	1.3
Steals	54	68
Steals per game	6.0	7.6
Blocks	31	41
Blocks per game	3.4	4.6
Winning streak	0	-
Home win streak	0	-
Attendance	0	5147
Home games-Avg/Game	0-0	9-572
Neutral site-Avg/Game	-	0-0

Team Results

Date	Opponent		Score	Att.
12/29/2020	at Virginia Tech	L	78-80	250
01/09/2021	at NC State	W	64-59	0
01/12/2021	at Boston College	L	62-84	0
01/19/2021	at Syracuse	L	57-83	0
01/27/2021	at Florida St.	L	59-81	2825
01/30/2021	at Wake Forest	L	54-66	82
02/14/2021	at Notre Dame	L	61-71	114
02/27/2021	at Clemson	L	58-66	1876
03/01/2021	at Virginia	L	51-62	0



NEUTRAL SITE STATISTICS

Game Records

Record	Overall	Home	Away	Neutral
ALL GAMES	2-1	0-0	0-0	2-1
CONFERENCE	0-0	0-0	0-0	0-0
NON-CONFERENCE	2-1	0-0	0-0	2-1

Score by Periods

Team	1st	2nd	OT	TOT
Miami (FL)	105	107	0	212
Opponents	101	106	0	207

Team Box Score

No.	Player				Total		3-Point		F-Throw		Rebounds											
		GP-GS	MIN	AVG	FG-FGA	FG%	3FG-FGA	3FG%	FT-FTA	FT%	OFF	DEF	TOT	AVG	PF	DQ	A	TO	BLK	STL	PTS	AVG
23	MCGUSTY, Kameron	3-3	109:37	36.5	21-43	.488	4-16	.250	7-10	.700	3	9	12	4.0	7	0	9	8	0	4	53	17.7
2	WONG, Isaiah	3-3	115:46	38.6	16-37	.432	3-12	.250	17-21	.810	0	10	10	3.3	6	0	10	7	0	3	52	17.3
3	BROOKS, Nysier	3-3	99:03	33.0	13-22	.591	0-0	.000	11-15	.733	7	10	17	5.7	2	0	4	5	3	5	37	12.3
1	WALKER, Anthony	3-3	95:17	31.8	13-32	.406	2-7	.286	3-4	.750	6	13	19	6.3	8	0	8	8	3	5	31	10.3
4	OLANIYI, Elijah	3-3	98:40	32.9	7-16	.438	3-10	.300	4-4	1.000	2	13	15	5.0	6	0	4	6	2	0	21	7.0
15	HERENTON, Willie	3-0	38:11	12.7	3-5	.600	3-4	.750	0-0	.000	0	0	0	0.0	1	0	1	1	0	1	9	3.0
22	GAK, Deng	3-0	43:26	14.5	4-6	.667	0-0	.000	1-3	.333	2	12	14	4.7	3	0	0	1	2	1	9	3.0
Team											3	3	6						1			
Total		3	600		77-161	.478	15-49	.306	43-57	.754	23	70	93	31.0	33	0	36	37	10	19	212	70.7
Opponents		3	600		80-168	.476	29-62	.468	18-32	.563	25	67	92	30.7	51	1	39	40	14	17	207	69.0

Team Statistics

	MIAMI	OPP
Scoring	212	207
Points per game	70.7	69.0
Scoring margin	+1.7	-
Field goals-att	77-161	80-168
Field goal pct	.478	.476
3 point fg-att	15-49	29-62
3-point FG pct	.306	.468
3-pt FG made per game	5.0	9.7
Free throws-att	43-57	18-32
Free throw pct	.754	.563
F-Throws made per game	14.3	6.0
Rebounds	93	92
Rebounds per game	31.0	30.7
Rebounding margin	+0.3	-
Assists	36	39
Assists per game	12.0	13.0
Turnovers	37	40
Turnovers per game	12.3	13.3
Turnover margin	+1.0	-
Assist/turnover ratio	1.0	1.0
Steals	19	17
Steals per game	6.3	5.7
Blocks	10	14
Blocks per game	3.3	4.7
Winning streak	0	-
Home win streak	0	-
Attendance	0	0
Home games-Avg/Game	0-0	0-0
Neutral site-Avg/Game	-	3-1880

Team Results

Date	Opponent		Score	Att.
03/09/2021	vs Pittsburgh	W	79-73	0
03/10/2021	vs Clemson	W	67-64	2820
03/11/2021	vs Georgia Tech	L	66-70	2820

TEAM GAME-BY-GAME COMPARISON

All games

Opponent	1st	2nd	Score	Mar	Total FG	FG Pct	3-Pointers	3FG Pct	Free Throws	FT Pct	Rebounds	Assist	T/Over	Block	Steal	Fouls
NORTH FLORIDA	40/24	35/25	77-59	+18	29-59/21-67	.492/.313	5-16/12-40	.313/.300	14-23/5-8	.609/.625	47/34 +13	18/15	16/18	6/6	11/8	11/17
STETSON	40/27	42/33	82-60	+22	28-64/23-59	.438/.390	8-23/11-31	.348/.355	18-23/3-8	.783/.375	49/29 +20	18/16	10/14	3/1	6/5	12/17
PURDUE	14/32	44/22	58-54	+4	20-47/21-60	.426/.350	1-17/4-25	.059/.160	17-29/8-10	.586/.800	33/40 (7)	12/11	13/14	5/2	7/8	14/23
FGCU	28/28	34/38	62-66	(4)	25-59/21-56	.424/.375	3-19/13-30	.158/.433	9-13/11-16	.692/.688	43/28 +15	8/15	15/13	8/3	7/8	15/13
PITTSBURGH	25/27	30/43	55-70	(15)	17-52/26-54	.327/.481	5-24/7-17	.208/.412	16-31/11-16	.516/.688	29/43 (14)	7/16	13/16	5/2	6/8	14/23
JACKSONVILLE	37/26	36/38	73-64	+9	23-60/25-58	.383/.431	6-20/10-28	.300/.357	21-25/4-10	.840/.400	49/26 +23	9/14	16/11	5/2	4/6	20/21
#24RVY Virginia Tech	33/42	45/38	78-80	(2)	30-56/29-62	.536/.468	10-25/9-23	.400/.391	8-10/13-21	.800/.619	34/28 +6	20/14	19/11	2/4	7/12	19/11
CLEMSON	34/32	31/34	65-66	(1)	23-49/26-59	.469/.441	7-17/9-21	.412/.429	12-18/5-7	.667/.714	35/28 +7	17/18	16/12	3/5	7/6	13/19
NORTH CAROLINA	30/32	35/35	65-67	(2)	22-63/21-61	.349/.344	3-16/9-20	.188/.450	18-22/16-22	.818/.727	39/45 (6)	9/13	14/20	7/6	14/9	17/23
NC State	31/32	33/27	64-59	+5	22-48/25-59	.458/.373	5-11/7-23	.455/.304	15-20/8-12	.750/.667	30/39 (9)	6/11	12/15	4/4	6/6	15/19
Boston College	34/44	28/40	62-84	(22)	24-53/30-63	.453/.476	2-16/18-35	.125/.514	12-18/6-10	.667/.600	34/34 -	8/16	12/8	2/7	4/8	10/15
#16/18 LOUISVILLE	33/21	45/51	78-72	+6	29-59/27-60	.492/.450	8-20/3-20	.400/.150	12-19/15-18	.632/.833	38/30 +8	15/11	12/7	1/1	3/7	13/15
Syracuse	22/36	35/47	57-83	(26)	22-56/32-61	.393/.525	4-25/10-25	.160/.400	9-13/9-11	.692/.818	33/34 (1)	9/19	17/8	5/5	6/11	12/12
NOTRE DAME	22/30	37/43	59-73	(14)	24-62/28-52	.387/.538	3-22/10-18	.136/.556	8-10/7-11	.800/.636	28/37 (9)	9/19	10/16	3/2	1/8	13/8
#16 Florida State	23/35	36/46	59-81	(22)	20-54/32-62	.370/.516	9-23/6-18	.391/.333	10-17/11-14	.588/.786	23/45 (22)	7/11	13/15	2/4	10/5	9/14
Wake Forest	24/34	30/32	54-66	(12)	22-51/23-56	.431/.411	9-16/13-29	.563/.448	1-8/7-11	.125/.636	30/39 (9)	13/11	10/11	6/2	7/6	12/12
DUKE	33/35	44/40	77-75	+2	31-59/29-63	.525/.460	7-13/5-18	.538/.278	8-13/12-13	.615/.923	33/32 +1	14/8	14/13	5/6	9/6	11/13
#16 VIRGINIA TECH	28/31	46/43	76-80	(4)	24-58/30-63	.414/.476	6-20/8-23	.300/.348	22-26/12-15	.846/.800	37/31 +6	12/25	12/10	2/5	5/7	12/15
Notre Dame	31/31	30/40	61-71	(10)	22-68/28-63	.324/.444	5-22/7-29	.227/.241	12-21/8-10	.571/.800	42/45 (3)	7/16	5/10	4/7	6/2	10/12
GEORGIA TECH	18/48	42/39	60-87	(27)	20-51/36-63	.392/.571	5-17/11-26	.294/.423	15-21/4-4	.714/1000	26/35 (9)	10/22	15/11	2/1	4/10	5/16
#119 FLORIDA STATE	28/49	43/39	71-88	(17)	24-70/37-69	.343/.536	8-23/9-25	.348/.360	15-19/5-7	.789/.714	36/45 (9)	9/21	8/11	2/8	6/5	8/13
Clemson	30/34	28/32	58-66	(8)	22-50/26-53	.440/.491	5-15/11-22	.333/.500	9-10/3-5	.900/.600	32/24 +8	12/14	13/8	2/4	3/9	10/13
#21/20 Virginia	30/41	21/21	51-62	(11)	20-52/23-57	.385/.404	4-15/8-22	.267/.364	7-8/8-9	.875/.889	32/35 (3)	5/13	11/8	4/4	5/9	11/8
BOSTON COLLEGE	34/31	46/45	80-76	+4	27-63/26-62	.429/.419	7-24/9-26	.292/.346	19-26/15-18	.731/.833	39/38 +1	15/13	7/11	6/7	6/2	14/17
Pittsburgh	40/36	39/37	79-73	+6	26-60/29-61	.433/.475	5-20/10-24	.250/.417	22-28/5-14	.786/.357	36/37 (1)	17/19	6/14	2/8	7/3	10/19
Clemson	32/36	35/28	67-64	+3	29-54/23-49	.537/.469	5-13/12-23	.385/.522	4-5/6-6	.800/1000	26/25 +1	9/15	13/15	3/3	7/5	11/14
Georgia Tech	33/29	33/41	66-70	(4)	22-47/28-58	.468/.483	5-16/7-15	.313/.467	17-24/7-12	.708/.583	31/30 +1	10/15	18/11	5/3	5/9	12/18

Note: Game totals are displayed in the format TEAM/OPPONENT for each category



TEAM GAME-BY-GAME

Opponent	Date	Score	Total		3-Pointers		Free throws		Rebounds				PF		A		TO		BLK		STL		PTS		AVG	
			FG-FGA	PCT	3FG-FGA	PCT	FT-FTA	PCT	OFF	DEF	TOT	AVG	PF	A	TO	BLK	STL	PTS	AVG							
North Florida	11/29/2020	77-59	W	29-59	.492	5-16	.313	14-23	.609	10	37	47	47.0	11	18	16	6	11	77	77.0						
Stetson	12/04/2020	82-60	W	28-64	.438	8-23	.348	18-23	.783	13	36	49	48.0	12	18	10	3	6	82	79.5						
Purdue	12/08/2020	58-54	W	20-47	.426	1-17	.059	17-29	.586	7	26	33	43.0	14	12	13	5	7	58	72.3						
FGCU	12/12/2020	62-66	L	25-59	.424	3-19	.158	9-13	.692	14	29	43	43.0	15	8	15	8	7	62	69.8						
Pittsburgh	12/16/2020	55-70	L	17-52	.327	5-24	.208	16-31	.516	6	23	29	40.2	14	7	13	5	6	55	66.8						
Jacksonville	12/19/2020	73-64	W	23-60	.383	6-20	.300	21-25	.840	19	30	49	41.7	20	9	16	5	4	73	67.8						
at Virginia Tech	12/29/2020	78-80	L	30-56	.536	10-25	.400	8-10	.800	5	29	34	40.6	19	20	19	2	7	78	69.3						
Clemson	01/02/2021	65-66	L	23-49	.469	7-17	.412	12-18	.667	9	26	35	39.9	13	17	16	3	7	65	68.8						
North Carolina	01/05/2021	65-67	L	22-63	.349	3-16	.188	18-22	.818	12	27	39	39.8	17	9	14	7	14	65	68.3						
at NC State	01/09/2021	64-59	W	22-48	.458	5-11	.455	15-20	.750	6	24	30	38.8	15	6	12	4	6	64	67.9						
at Boston College	01/12/2021	62-84	L	24-53	.453	2-16	.125	12-18	.667	9	25	34	38.4	10	8	12	2	4	62	67.4						
Louisville	01/16/2021	78-72	W	29-59	.492	8-20	.400	12-19	.632	12	26	38	38.3	13	15	12	1	3	78	68.3						
at Syracuse	01/19/2021	57-83	L	22-56	.393	4-25	.160	9-13	.692	10	23	33	37.9	12	9	17	5	6	57	67.4						
Notre Dame	01/24/2021	59-73	L	24-62	.387	3-22	.136	8-10	.800	8	20	28	37.2	13	9	10	3	11	59	66.8						
at Florida St.	01/27/2021	59-81	L	20-54	.370	9-23	.391	10-17	.588	7	16	23	36.3	9	7	13	2	10	59	66.3						
at Wake Forest	01/30/2021	54-66	L	22-51	.431	9-16	.563	1-8	.125	3	27	30	35.9	12	13	10	6	7	54	65.5						
Duke	02/01/2021	77-75	W	31-59	.525	7-13	.538	8-13	.615	11	22	33	35.7	11	14	14	5	9	77	66.2						
Virginia Tech	02/06/2021	76-80	Lot	24-58	.414	6-20	.300	22-26	.846	9	28	37	35.8	12	12	12	2	5	76	66.7						
at Notre Dame	02/14/2021	61-71	L	22-68	.324	5-22	.227	12-21	.571	15	27	42	36.1	10	7	5	4	6	61	66.4						
Georgia Tech	02/20/2021	60-87	L	20-51	.392	5-17	.294	15-21	.714	7	19	26	35.6	5	10	15	2	4	60	66.1						
Florida St.	02/24/2021	71-88	L	24-70	.343	8-23	.348	15-19	.789	17	19	36	35.6	8	9	8	2	6	71	66.3						
at Clemson	02/27/2021	58-66	L	22-50	.440	5-15	.333	9-10	.900	7	25	32	35.5	10	12	13	2	3	58	66.0						
at Virginia	03/01/2021	51-62	L	20-52	.385	4-15	.267	7-8	.875	6	26	32	35.3	11	5	11	4	5	51	65.3						
Boston College	03/05/2021	80-76	W	27-63	.429	7-24	.292	19-26	.731	11	28	39	35.5	14	15	7	6	6	80	65.9						
vs Pittsburgh	03/09/2021	79-73	W	26-60	.433	5-20	.250	22-28	.786	11	25	36	35.5	10	17	6	2	7	79	66.4						
vs Clemson	03/10/2021	67-64	W	29-54	.537	5-13	.385	4-5	.800	7	19	26	35.1	11	9	13	3	7	67	66.5						
vs Georgia Tech	03/11/2021	66-70	L	22-47	.468	5-16	.313	17-24	.708	5	26	31	35.0	12	10	18	5	5	66	66.4						
Total		1794		647-1524	.425	150-508	.295	350-500	.700	256	688	944	35.0	333	305	340	104	179	1794	66.4						
Opponents		1916		722-1610	.448	248-656	.378	224-318	.704	245	691	936	34.7	420	401	331	112	188	1916	71.0						

Miami (FL) Averages

Games Played	Points/game	FG Pct	3FG Pct	FT Pct	Rebounds/game	Assists/game	Turnovers/game	Assist/Turnover ratio	Steals/game	Blocks/game
27	66.4	42.5	29.5	70.0	35.0	11.3	12.6	0.9	6.6	3.9

SEASON IN REVIEW

OPPONENT GAME-BY-GAME

Opponent	Date	Score	Total		3-Pointers		Free throws		Rebounds									PTS	AVG	
			FG-FGA	PCT	3FG-FGA	PCT	FT-FTA	PCT	OFF	DEF	TOT	AVG	PF	A	TO	BLK	STL			
North Florida	11/29/2020	77-59	W	21-67	.313	12-40	.300	5-8	.625	10	24	34	34.0	17	15	18	6	8	59	59.0
Stetson	12/04/2020	82-60	W	23-59	.390	11-31	.355	3-8	.375	5	24	29	31.5	17	16	14	1	5	60	59.5
Purdue	12/08/2020	58-54	W	21-60	.350	4-25	.160	8-10	.800	13	27	40	34.3	23	11	14	2	8	54	57.7
FGCU	12/12/2020	62-66	L	21-56	.375	13-30	.433	11-16	.688	8	20	28	32.8	13	15	13	3	8	66	59.8
Pittsburgh	12/16/2020	55-70	L	26-54	.481	7-17	.412	11-16	.688	7	36	43	34.8	23	16	16	2	8	70	61.8
Jacksonville	12/19/2020	73-64	W	25-58	.431	10-28	.357	4-10	.400	7	19	26	33.3	21	14	11	2	6	64	62.2
at Virginia Tech	12/29/2020	78-80	L	29-62	.468	9-23	.391	13-21	.619	8	20	28	32.6	11	14	11	4	12	80	64.7
Clemson	01/02/2021	65-66	L	26-59	.441	9-21	.429	5-7	.714	8	20	28	32.0	19	18	12	5	6	66	64.9
North Carolina	01/05/2021	65-67	L	21-61	.344	9-20	.450	16-22	.727	14	31	45	33.4	23	13	20	6	9	67	65.1
at NC State	01/09/2021	64-59	W	22-59	.373	7-23	.304	8-12	.667	16	23	39	34.0	19	11	15	4	6	59	64.5
at Boston College	01/12/2021	62-84	L	30-63	.476	18-35	.514	6-10	.600	10	24	34	34.0	15	16	8	7	8	84	66.3
Louisville	01/16/2021	78-72	W	27-60	.450	3-20	.150	15-18	.833	7	23	30	33.7	15	11	7	1	7	72	66.8
at Syracuse	01/19/2021	57-83	L	32-61	.525	10-25	.400	9-11	.818	7	27	34	33.7	12	19	8	5	11	83	68.0
Notre Dame	01/24/2021	59-73	L	28-52	.538	10-18	.556	7-11	.636	6	31	37	33.9	8	19	16	2	8	73	68.4
at Florida St.	01/27/2021	59-81	L	32-62	.516	6-18	.333	11-14	.786	15	30	45	34.7	14	11	15	4	5	81	69.2
at Wake Forest	01/30/2021	54-66	L	23-56	.411	13-29	.448	7-11	.636	9	30	39	34.9	12	11	11	2	6	66	69.0
Duke	02/01/2021	77-75	W	29-63	.460	5-18	.278	12-13	.923	12	20	32	34.8	13	8	13	6	6	75	69.4
Virginia Tech	02/06/2021	76-80	Lot	30-63	.476	8-23	.348	12-15	.800	5	26	31	34.6	15	25	10	5	7	80	69.9
at Notre Dame	02/14/2021	61-71	L	28-63	.444	7-29	.241	8-10	.800	10	35	45	35.1	12	16	10	7	2	71	70.0
Georgia Tech	02/20/2021	60-87	L	36-63	.571	11-26	.423	4-4	1.000	8	27	35	35.1	16	22	11	1	10	87	70.9
Florida St.	02/24/2021	71-88	L	37-69	.536	9-25	.360	5-7	.714	14	31	45	35.6	13	21	11	8	5	88	71.7
at Clemson	02/27/2021	58-66	L	26-53	.491	11-22	.500	3-5	.600	3	21	24	35.0	13	14	8	4	9	66	71.4
at Virginia	03/01/2021	51-62	L	23-57	.404	8-22	.364	8-9	.889	8	27	35	35.0	8	13	8	4	9	62	71.0
Boston College	03/05/2021	80-76	W	26-62	.419	9-26	.346	15-18	.833	10	28	38	35.2	17	13	11	7	2	76	71.2
vs Pittsburgh	03/09/2021	79-73	W	29-61	.475	10-24	.417	5-14	.357	12	25	37	35.2	19	9	14	8	3	73	71.3
vs Clemson	03/10/2021	67-64	W	23-49	.469	12-23	.522	6-6	1.000	6	19	25	34.8	14	15	15	3	5	64	71.0
vs Georgia Tech	03/11/2021	66-70	L	28-58	.483	7-15	.467	7-12	.583	7	23	30	34.7	18	15	11	3	9	70	71.0
Total		1916		722-1610	.448	248-656	.378	224-318	.704	245	691	936	34.7	420	401	331	112	188	1916	71.0
Miami (FL)		1794		647-1524	.425	150-508	.295	350-500	.700	256	688	944	35.0	333	305	340	104	179	1794	66.4

Opponents Averages

Games Played	Points/game	FG Pct	3FG Pct	FT Pct	Rebounds/game	Assists/game	Turnovers/game	Assist/Turnover ratio	Steals/game	Blocks/game
27	71.0	44.8	37.8	70.4	34.7	14.9	12.3	1.2	7.0	4.1



TEAM GAME HIGHS

Miami (FL) - Game Highs

POINTS	82	Stetson (12/04/2020)
	80	Boston College (03/05/2021)
	79	vs Pittsburgh (N) (03/09/2021)
	78	Louisville (01/16/2021)
	78	at Virginia Tech (12/29/2020)
FIELD GOALS MADE	31	Duke (02/01/2021)
	30	at Virginia Tech (12/29/2020)
FIELD GOAL ATTEMPTS	70	Florida St. (02/24/2021)
	68	at Notre Dame (02/14/2021)
FIELD GOAL PERCENTAGE	.537 (29-54)	vs Clemson (N) (03/10/2021)
	.536 (30-56)	at Virginia Tech (12/29/2020)
3 PT FG MADE	10	at Virginia Tech (12/29/2020)
	9	at Wake Forest (01/30/2021)
	9	at Florida St. (01/27/2021)
3 PT FG ATTEMPTS	25	at Syracuse (01/19/2021)
	25	at Virginia Tech (12/29/2020)
3 PT FG PERCENTAGE	.563 (9-16)	at Wake Forest (01/30/2021)
	.538 (7-13)	Duke (02/01/2021)
FREE THROWS MADE	22	vs Pittsburgh (N) (03/09/2021)
	22	Virginia Tech (02/06/2021)
FREE THROW ATTEMPTS	31	Pittsburgh (12/16/2020)
	29	Purdue (12/08/2020)
FREE THROW PERCENTAGE	.900 (9-10)	at Clemson (02/27/2021)
	.875 (7-8)	at Virginia (03/01/2021)
REBOUNDS	49	Jacksonville (12/19/2020)
	49	Stetson (12/04/2020)
ASSISTS	20	at Virginia Tech (12/29/2020)
	18	Stetson (12/04/2020)
	18	North Florida (11/29/2020)
STEALS	14	North Carolina (01/05/2021)
	11	Notre Dame (01/24/2021)
	11	North Florida (11/29/2020)
BLOCKED SHOTS	8	FGCU (12/12/2020)
	7	North Carolina (01/05/2021)
TURNOVERS	19	at Virginia Tech (12/29/2020)
	18	vs Georgia Tech (N) (03/11/2021)
FOULS	20	Jacksonville (12/19/2020)
	19	at Virginia Tech (12/29/2020)

TEAM GAME LOWS

Miami (FL) - Game Lows

POINTS	51	at Virginia (03/01/2021)
	54	at Wake Forest (01/30/2021)
	55	Pittsburgh (12/16/2020)
	57	at Syracuse (01/19/2021)
	58	at Clemson (02/27/2021)
FIELD GOALS MADE	58	Purdue (12/08/2020)
	17	Pittsburgh (12/16/2020)
	20	at Virginia (03/01/2021)
	20	Georgia Tech (02/20/2021)
FIELD GOAL ATTEMPTS	20	at Florida St. (01/27/2021)
	20	Purdue (12/08/2020)
FIELD GOAL PERCENTAGE	47	vs Georgia Tech (N) (03/11/2021)
	47	Purdue (12/08/2020)
3 PT FG MADE	.324 (22-68)	at Notre Dame (02/14/2021)
	.327 (17-52)	Pittsburgh (12/16/2020)
3 PT FG ATTEMPTS	1	Purdue (12/08/2020)
	2	at Boston College (01/12/2021)
3 PT FG PERCENTAGE	11	at NC State (01/09/2021)
	13	vs Clemson (N) (03/10/2021)
	13	Duke (02/01/2021)
FREE THROWS MADE	.059 (1-17)	Purdue (12/08/2020)
	.125 (2-16)	at Boston College (01/12/2021)
FREE THROW ATTEMPTS	1	at Wake Forest (01/30/2021)
	4	vs Clemson (N) (03/10/2021)
FREE THROW PERCENTAGE	5	vs Clemson (N) (03/10/2021)
	8	at Virginia (03/01/2021)
	8	at Wake Forest (01/30/2021)
REBOUNDS	.125 (1-8)	at Wake Forest (01/30/2021)
	.516 (16-31)	Pittsburgh (12/16/2020)
ASSISTS	23	at Florida St. (01/27/2021)
	26	vs Clemson (N) (03/10/2021)
	26	Georgia Tech (02/20/2021)
STEALS	5	at Virginia (03/01/2021)
	6	at NC State (01/09/2021)
BLOCKED SHOTS	3	at Clemson (02/27/2021)
	3	Louisville (01/16/2021)
TURNOVERS	1	Louisville (01/16/2021)
	2	vs Pittsburgh (N) (03/09/2021)
	2	Clemson (02/27/2021)
	2	Florida St. (02/24/2021)
	2	Georgia Tech (02/20/2021)
	2	Virginia Tech (02/06/2021)
	2	at Florida St. (01/27/2021)
	2	at Boston College (01/12/2021)
	2	at Virginia Tech (12/29/2020)
	5	at Notre Dame (02/14/2021)
FOULS	6	vs Pittsburgh (N) (03/09/2021)
	6	Georgia Tech (02/20/2021)
	8	Florida St. (02/24/2021)



OPPONENT GAME HIGHS

Opponent - Game Highs

POINTS	88	Florida St. (02/24/2021)
	87	Georgia Tech (02/20/2021)
	84	at Boston College (01/12/2021)
	83	at Syracuse (01/19/2021)
	81	at Florida St. (01/27/2021)
FIELD GOALS MADE	37	Florida St. (02/24/2021)
	36	Georgia Tech (02/20/2021)
FIELD GOAL ATTEMPTS	69	Florida St. (02/24/2021)
	67	North Florida (11/29/2020)
FIELD GOAL PERCENTAGE	.571 (36-63)	Georgia Tech (02/20/2021)
	.538 (28-52)	Notre Dame (01/24/2021)
3 PT FG MADE	18	at Boston College (01/12/2021)
	13	at Wake Forest (01/30/2021)
	13	FGCU (12/12/2020)
3 PT FG ATTEMPTS	40	North Florida (11/29/2020)
	35	at Boston College (01/12/2021)
3 PT FG PERCENTAGE	.556 (10-18)	Notre Dame (01/24/2021)
	.521 (12-23)	vs Clemson (N) (03/10/2021)
FREE THROWS MADE	16	North Carolina (01/05/2021)
	15	Boston College (03/05/2021)
	15	Louisville (01/16/2021)
FREE THROW ATTEMPTS	22	North Carolina (01/05/2021)
	21	at Virginia Tech (12/29/2020)
FREE THROW PERCENTAGE	1.000 (6-6)	vs Clemson (N) (03/10/2021)
	1.000 (4-4)	Georgia Tech (02/20/2021)
REBOUNDS	45	Florida St. (02/24/2021)
	45	at Notre Dame (02/14/2021)
	45	at Florida St. (01/27/2021)
	45	North Carolina (01/05/2021)
ASSISTS	25	Virginia Tech (02/06/2021)
	22	Georgia Tech (02/20/2021)
STEALS	12	at Virginia Tech (12/29/2020)
	11	at Syracuse (01/19/2021)
BLOCKED SHOTS	8	vs Pittsburgh (N) (03/09/2021)
	8	Florida St. (02/24/2021)
TURNOVERS	20	North Carolina (01/05/2021)
	18	North Florida (11/29/2020)
FOULS	23	North Carolina (01/05/2021)
	23	Pittsburgh (12/16/2020)
	23	Purdue (12/08/2020)

OPPONENT GAME LOWS

Opponent - Game Lows

POINTS	54	Purdue (12/08/2020)
	59	at NC State (01/09/2021)
	59	North Florida (11/29/2020)
	60	Stetson (12/04/2020)
	62	at Virginia (03/01/2021)
FIELD GOALS MADE	21	North Carolina (01/05/2021)
	21	FGCU (12/12/2020)
	21	Purdue (12/08/2020)
FIELD GOAL ATTEMPTS	21	North Florida (11/29/2020)
	49	vs Clemson (N) (03/10/2021)
FIELD GOAL PERCENTAGE	52	Notre Dame (01/24/2021)
	.313 (21-67)	North Florida (11/29/2020)
3 PT FG MADE	.344 (21-61)	North Carolina (01/05/2021)
	3	Louisville (01/16/2021)
3 PT FG ATTEMPTS	4	Purdue (12/08/2020)
	15	vs Georgia Tech (N) (03/11/2021)
3 PT FG PERCENTAGE	17	Pittsburgh (12/16/2020)
	.150 (3-20)	Louisville (01/16/2021)
FREE THROWS MADE	.160 (4-25)	Purdue (12/08/2020)
	3	at Clemson (02/27/2021)
FREE THROW ATTEMPTS	3	Stetson (12/04/2020)
	4	Georgia Tech (02/20/2021)
FREE THROW PERCENTAGE	5	at Clemson (02/27/2021)
	.357 (5-14)	vs Pittsburgh (N) (03/09/2021)
REBOUNDS	.375 (3-8)	Stetson (12/04/2020)
	24	at Clemson (02/27/2021)
ASSISTS	25	vs Clemson (N) (03/10/2021)
	8	Duke (02/01/2021)
STEALS	9	vs Pittsburgh (N) (03/09/2021)
	2	Boston College (03/05/2021)
BLOCKED SHOTS	2	at Notre Dame (02/14/2021)
	1	Georgia Tech (02/20/2021)
	1	Louisville (01/16/2021)
TURNOVERS	1	Stetson (12/04/2020)
	7	Louisville (01/16/2021)
	8	at Virginia (03/01/2021)
	8	at Clemson (02/27/2021)
	8	at Syracuse (01/19/2021)
FOULS	8	at Boston College (01/12/2021)
	8	at Virginia (03/01/2021)
	8	Notre Dame (01/24/2021)



PLAYER GAME-BY-GAME HIGHS

Opponent	Date	Score	Points	Rebounds	Assists	Steals	Blocked shots
NORTH FLORIDA	11/29/20	77-59	20-Isaiah Wong	11-Harmond Beverly	6-Chris Lykes	3-Harmond Beverly Chris Lykes	2-Matt Cross Nysier Brooks
STETSON	12/04/20	82-60	20-Chris Lykes	12-Isaiah Wong	6-Harmond Beverly	2-Rodney Miller	1-Rodney Miller Nysier Brooks Isaiah Wong
PURDUE	12/08/20	58-54	18-Kameron McGusty	9-Harmond Beverly	6-Harmond Beverly	4-Harmond Beverly	2-Harmond Beverly
FGCU	12/12/20	62-66	20-Isaiah Wong	15-Nysier Brooks	4-Harmond Beverly	3-Isaiah Wong	3-Anthony Walker
PITTSBURGH	12/16/20	55-70	21-Isaiah Wong	10-Anthony Walker	3-Elijah Olaniyi Harmond Beverly	2-Isaiah Wong Elijah Olaniyi	2-Anthony Walker
JACKSONVILLE	12/19/20	73-64	25-Isaiah Wong	10-Anthony Walker	3-Harmond Beverly	1-Anthony Walker Nysier Brooks Harmond Beverly Earl Timberlake	3-Anthony Walker
at #24/RV Virginia Tech	12/29/20	78-80	16-Matt Cross Isaiah Wong	9-Harmond Beverly	6-Harmond Beverly	2-Matt Cross Harmond Beverly	1-Nysier Brooks Deng Gak
CLEMSON	01/02/21	65-66	13-Isaiah Wong	8-Earl Timberlake	7-Matt Cross	2-Harmond Beverly	2-Earl Timberlake
NORTH CAROLINA	01/05/21	65-67	12-Earl Timberlake	6-Nysier Brooks	5-Earl Timberlake	5-Earl Timberlake	2-Nysier Brooks Earl Timberlake
at NC State	01/09/21	64-59	24-Isaiah Wong	9-Isaiah Wong	3-Harmond Beverly	3-Isaiah Wong	2-Harmond Beverly
at Boston College	01/12/21	62-84	14-Nysier Brooks Elijah Olaniyi	8-Earl Timberlake	3-Isaiah Wong	2-Elijah Olaniyi	1-Isaiah Wong Anthony Walker
#16/18 LOUISVILLE	01/16/21	78-72	30-Isaiah Wong	11-Nysier Brooks	6-Isaiah Wong	2-Matt Cross	1-Deng Gak
at Syracuse	01/19/21	57-83	16-Isaiah Wong	6-Nysier Brooks	3-Harmond Beverly	2-Harmond Beverly Earl Timberlake	2-Matt Cross
NOTRE DAME	01/24/21	59-73	20-Kameron McGusty	5-Elijah Olaniyi Deng Gak	3-Isaiah Wong Kameron McGusty	4-Elijah Olaniyi	1-Elijah Olaniyi Deng Gak Nysier Brooks
at #16 Florida State	01/27/21	59-81	21-Isaiah Wong	5-Nysier Brooks	3-Isaiah Wong Kameron McGusty	3-Isaiah Wong Kameron McGusty	2-Deng Gak
at Wake Forest	01/30/21	54-66	17-Kameron McGusty	7-Anthony Walker Isaiah Wong	9-Harmond Beverly	2-Harmond Beverly Isaiah Wong Kameron McGusty	2-Nysier Brooks Anthony Walker
DUKE	02/01/21	77-75	21-Elijah Olaniyi	7-Elijah Olaniyi	3-Nysier Brooks Isaiah Wong	3-Elijah Olaniyi	2-Isaiah Wong Nysier Brooks
#16 VIRGINIA TECH	02/06/21	76-80	19-Elijah Olaniyi Isaiah Wong	12-Nysier Brooks	6-Isaiah Wong	2-Isaiah Wong Elijah Olaniyi	1-Anthony Walker Nysier Brooks
at Notre Dame	02/14/21	61-71	17-Isaiah Wong	10-Nysier Brooks Anthony Walker	3-Kameron McGusty Harmond Beverly	3-Kameron McGusty	2-Harmond Beverly Nysier Brooks
GEORGIA TECH	02/20/21	60-87	18-Elijah Olaniyi	7-Elijah Olaniyi	4-Kameron McGusty Nysier Brooks	1-Kameron McGusty Nysier Brooks Deng Gak Elijah Olaniyi	1-Isaiah Wong Elijah Olaniyi
#11/9 FLORIDA STATE	02/24/21	71-88	29-Isaiah Wong	7-Anthony Walker	4-Kameron McGusty	2-Isaiah Wong	1-Elijah Olaniyi Isaiah Wong
at Clemson	02/27/21	58-66	28-Isaiah Wong	10-Anthony Walker	7-Kameron McGusty	1-Anthony Walker Nysier Brooks Elijah Olaniyi	1-Isaiah Wong Anthony Walker
at #21/20 Virginia	03/01/21	51-62	14-Kameron McGusty	10-Anthony Walker	2-Isaiah Wong	2-Anthony Walker	2-Elijah Olaniyi
BOSTON COLLEGE	03/05/21	80-76	27-Kameron McGusty	8-Elijah Olaniyi	5-Isaiah Wong Kameron McGusty	2-Kameron McGusty Anthony Walker	3-Nysier Brooks
vs Pittsburgh	03/09/21	79-73	20-Isaiah Wong	9-Anthony Walker	4-Kameron McGusty Isaiah Wong Anthony Walker	3-Nysier Brooks	1-Anthony Walker Nysier Brooks

SEASON IN REVIEW

PLAYER GAME-BY-GAME HIGHS

Opponent	Date	Score	Points	Rebounds	Assists	Steals	Blocked shots
vs Clemson	03/10/21	67-64	20-Isaiah Wong	6-Isaiah Wong Anthony Walker	4-Kameron McGusty	3-Anthony Walker	1-Anthony Walker Elijah Olaniyi Deng Gak
vs Georgia Tech	03/11/21	66-70	25-Kameron McGusty	7-Kameron McGusty	4-Isaiah Wong	2-Kameron McGusty	2-Nysier Brooks





PLAYER GAME HIGHS

Miami (FL) - Individual Game Highs

POINTS	30	Isaiah Wong vs Louisville (01/16/2021)
	29	Isaiah Wong vs Florida St. (02/24/2021)
	28	Isaiah Wong at Clemson (02/27/2021)
	27	Kameron McGusty vs Boston College (03/05/2021)
	25	Kameron McGusty vs Georgia Tech (N) (03/11/2021)
	25	Isaiah Wong vs Jacksonville (12/19/2020)
FIELD GOALS MADE	12	Isaiah Wong vs Louisville (01/16/2021)
	10	Kameron McGusty vs Georgia Tech (N) (03/11/2021)
	10	Isaiah Wong at Clemson (02/27/2021)
FIELD GOAL ATTEMPTS	20	Isaiah Wong vs Louisville (01/16/2021)
	19	Isaiah Wong vs FGCU (12/12/2020)
FIELD GOAL PERCENTAGE (min 5 made)	1.000 (5-5)	Nysier Brooks at Virginia Tech (12/29/2020)
	.800 (8-10)	Elijah Olaniyi vs Duke (02/01/2021)
3 PT FG MADE	4	Kameron McGusty vs Boston College (03/05/2021)
	4	Isaiah Wong vs Florida St. (02/24/2021)
	4	Isaiah Wong at Wake Forest (01/30/2021)
	4	Matt Cross vs Louisville (01/16/2021)
	4	Matt Cross at Virginia Tech (12/29/2020)
3 PT FG ATTEMPTS	12	Isaiah Wong at Syracuse (01/19/2021)
	9	Isaiah Wong at Notre Dame (02/14/2021)
	9	Isaiah Wong at Virginia Tech (12/29/2020)
3 PT FG PERCENTAGE (min 2 made)	.800 (4-5)	Isaiah Wong vs Florida St. (02/24/2021)
	.750 (3-4)	Kameron McGusty at Wake Forest (01/30/2021)
	.750 (3-4)	Matt Cross vs Clemson (01/02/2021)
FREE THROWS MADE	9	Isaiah Wong vs Pittsburgh (N) (03/09/2021)
	8	Nysier Brooks vs Georgia Tech (02/20/2021)
	8	Isaiah Wong vs Virginia Tech (02/06/2021)
	8	Anthony Walker vs Jacksonville (12/19/2020)
FREE THROW ATTEMPTS	11	Isaiah Wong vs Purdue (12/08/2020)
	10	Nysier Brooks vs Georgia Tech (N) (03/11/2021)
	10	Isaiah Wong vs Pittsburgh (N) (03/09/2021)
	10	Nysier Brooks vs Georgia Tech (02/20/2021)
	10	Kameron McGusty vs Purdue (12/08/2020)
FREE THROW PERCENTAGE (min 3 made)	1.000 (8-8)	Anthony Walker vs Jacksonville (12/19/2020)
	1.000 (7-7)	Chris Lykes vs Stetson (12/04/2020)
	1.000 (6-6)	Kameron McGusty vs Florida St. (02/24/2021)
	1.000 (6-6)	Isaiah Wong at Florida St. (01/27/2021)
	1.000 (6-6)	Nysier Brooks at Boston College (01/12/2021)
	1.000 (6-6)	Isaiah Wong vs Clemson (01/02/2021)
	1.000 (5-5)	Kameron McGusty vs Boston College (03/05/2021)
	1.000 (5-5)	Isaiah Wong at Clemson (02/27/2021)
	1.000 (4-4)	Nysier Brooks vs Virginia Tech (02/06/2021)
	1.000 (4-4)	Matt Cross vs Louisville (01/16/2021)
	1.000 (4-4)	Elijah Olaniyi vs North Carolina (01/05/2021)
	1.000 (4-4)	Kameron McGusty vs North Florida (11/29/2020)
	1.000 (3-3)	Isaiah Wong vs Clemson (N) (03/10/2021)
	1.000 (3-3)	Anthony Walker vs North Carolina (01/05/2021)
REBOUNDS	15	Nysier Brooks vs FGCU (12/12/2020)
	12	Nysier Brooks vs Virginia Tech (02/06/2021)
	12	Isaiah Wong vs Stetson (12/04/2020)
ASSISTS	9	Harlond Beverly at Wake Forest (01/30/2021)
	7	Kameron McGusty at Clemson (02/27/2021)
	7	Matt Cross vs Clemson (01/02/2021)

SEASON IN REVIEW

PLAYER GAME HIGHS

Miami (FL) - Individual Game Highs

STEALS	5	Earl Timberlake vs North Carolina (01/05/2021)
	4	Elijah Olaniyi vs Notre Dame (01/24/2021)
	4	Harlond Beverly vs Purdue (12/08/2020)
BLOCKED SHOTS	3	Nysier Brooks vs Boston College (03/05/2021)
	3	Anthony Walker vs Jacksonville (12/19/2020)
	3	Anthony Walker vs FGCU (12/12/2020)
TURNOVERS	7	Harlond Beverly vs Pittsburgh (12/16/2020)
	6	Harlond Beverly at Syracuse (01/19/2021)
FOULS	5	Nysier Brooks vs North Carolina (01/05/2021)
	4	Nysier Brooks vs Boston College (03/05/2021)
	4	Elijah Olaniyi at Clemson (02/27/2021)
	4	Elijah Olaniyi vs Virginia Tech (02/06/2021)
	4	Nysier Brooks vs Louisville (01/16/2021)
	4	Earl Timberlake at NC State (01/09/2021)
	4	Isaiah Wong at Virginia Tech (12/29/2020)
	4	Elijah Olaniyi vs Jacksonville (12/19/2020)
	4	Harlond Beverly vs Jacksonville (12/19/2020)
	4	Nysier Brooks vs Pittsburgh (12/16/2020)
	4	Anthony Walker vs FGCU (12/12/2020)





OPPONENT PLAYER GAME HIGHS

Opponent - Individual Game Highs

POINTS	29	Michael Devoe vs Georgia Tech (02/20/2021)
	28	Femi Odukale vs Pittsburgh (N) (03/09/2021)
	27	Rich Kelly at Boston College (01/12/2021)
	26	Keve Aluma at Virginia Tech (12/29/2020)
	25	Carlrik Jones vs Louisville (01/16/2021)
	25	Jay Heath at Boston College (01/12/2021)
	25	Aamir Simms vs Clemson (01/02/2021)
FIELD GOALS MADE	11	Femi Odukale vs Pittsburgh (N) (03/09/2021)
	11	Michael Devoe vs Georgia Tech (02/20/2021)
	11	Carlrik Jones vs Louisville (01/16/2021)
FIELD GOAL ATTEMPTS	22	Carter Hendricksen vs North Florida (11/29/2020)
	20	Justin Champagne vs Pittsburgh (N) (03/09/2021)
	20	Carlrik Jones vs Louisville (01/16/2021)
FIELD GOAL PERCENTAGE (min 5 made)	1.000 (5-5)	Bryce Workman vs Jacksonville (12/19/2020)
	1.000 (5-5)	Zach Edey vs Purdue (12/08/2020)
3 PT FG MADE	7	Michael Devoe vs Georgia Tech (02/20/2021)
	7	Rich Kelly at Boston College (01/12/2021)
3 PT FG ATTEMPTS	17	Carter Hendricksen vs North Florida (11/29/2020)
	12	Rich Kelly at Boston College (01/12/2021)
3 PT FG PERCENTAGE (min 2 made)	1.000 (4-4)	Hunter Tyson vs Clemson (N) (03/10/2021)
	1.000 (4-4)	Al-Amir Dawes at Clemson (02/27/2021)
	1.000 (4-4)	Leaky Black vs North Carolina (01/05/2021)
	1.000 (3-3)	Carter Whitt at Wake Forest (01/30/2021)
	1.000 (2-2)	Clyde Trapp vs Clemson (N) (03/10/2021)
	1.000 (2-2)	Aamir Simms vs Clemson (01/02/2021)
FREE THROWS MADE	9	James Karnik vs Boston College (03/05/2021)
	7	Dre Davis vs Louisville (01/16/2021)
	7	Keve Aluma at Virginia Tech (12/29/2020)
FREE THROW ATTEMPTS	10	Keve Aluma at Virginia Tech (12/29/2020)
	9	James Karnik vs Boston College (03/05/2021)
FREE THROW PERCENTAGE (min 3 made)	1.000 (9-9)	James Karnik vs Boston College (03/05/2021)
	1.000 (5-5)	Armando Bacot vs North Carolina (01/05/2021)
	1.000 (4-4)	Trey Murphy III at Virginia (03/01/2021)
	1.000 (4-4)	DJ Funderburk at NC State (01/09/2021)
	1.000 (3-3)	Wendell Moore Jr. vs Duke (02/01/2021)
	1.000 (3-3)	Balsa Koprivica at Florida St. (01/27/2021)
	1.000 (3-3)	Quinn Slazinski vs Louisville (01/16/2021)
	1.000 (3-3)	Quinn Slazinski vs Louisville (01/16/2021)
REBOUNDS	16	Day/Ron Sharpe vs North Carolina (01/05/2021)
	13	RaiQuan Gray vs Florida St. (02/24/2021)
ASSISTS	9	Prentiss Hubb vs Notre Dame (01/24/2021)
	8	Makai Ashton-Langford vs Boston College (03/05/2021)
	8	Scottie Barnes vs Florida St. (02/24/2021)
	8	Kadary Richmond at Syracuse (01/19/2021)
	8	Luis Rolon vs FGCU (12/12/2020)
	8	Stephan Swenson vs Stetson (12/04/2020)
STEALS	5	Kadary Richmond at Syracuse (01/19/2021)
	4	Nick Honor vs Clemson (01/02/2021)
BLOCKED SHOTS	6	CJ Felder vs Boston College (03/05/2021)
	5	CJ Felder at Boston College (01/12/2021)
TURNOVERS	7	Prentiss Hubb vs Notre Dame (01/24/2021)
	5	Xavier Johnson vs Pittsburgh (12/16/2020)
	5	Rob Perry vs Stetson (12/04/2020)
FOULS	5	Moses Wright vs Georgia Tech (N) (03/11/2021)
	5	CJ Felder vs Boston College (03/05/2021)
	5	Jericole Hellemis at NC State (01/09/2021)
	5	Dontarius James vs Jacksonville (12/19/2020)
	5	Bryce Workman vs Jacksonville (12/19/2020)
	5	Zach Edey vs Purdue (12/08/2020)
	5	Trevion Williams vs Purdue (12/08/2020)
5	Brandon Newman vs Purdue (12/08/2020)	

SEASON IN REVIEW

CATEGORY LEADERS

Points

##	Player	G	Pts	Pts/G
2	Wong, Isaiah	27	462	17.1
23	McGusty, Kameron	20	266	13.3
1	Walker, Anthony	26	249	9.6
4	Olaniyi, Elijah	21	220	10.5
3	Brooks, Nysier	27	200	7.4
5	Beverly, Harlond	19	128	6.7
33	Cross, Matt	14	97	6.9
13	Timberlake, Earl	7	65	9.3
22	Gak, Deng	25	54	2.2
00	Lykes, Chris	2	31	15.5
15	Herenton, Willie	17	20	1.2
14	Miller, Rodney	5	2	0.4

Scoring Average

##	Player	G	Pts	Pts/G
2	Wong, Isaiah	27	462	17.1
00	Lykes, Chris	2	31	15.5
23	McGusty, Kameron	20	266	13.3
4	Olaniyi, Elijah	21	220	10.5
1	Walker, Anthony	26	249	9.6
13	Timberlake, Earl	7	65	9.3
3	Brooks, Nysier	27	200	7.4
33	Cross, Matt	14	97	6.9
5	Beverly, Harlond	19	128	6.7
22	Gak, Deng	25	54	2.2
15	Herenton, Willie	17	20	1.2
14	Miller, Rodney	5	2	0.4

Field Goal Percentage

##	Player	FG	Att	Pct
3	Brooks, Nysier	75	145	.517
22	Gak, Deng	25	54	.463
13	Timberlake, Earl	22	49	.449
33	Cross, Matt	35	78	.449
23	McGusty, Kameron	98	220	.445
2	Wong, Isaiah	155	360	.431
1	Walker, Anthony	91	214	.425
4	Olaniyi, Elijah	80	190	.421
00	Lykes, Chris	8	22	.364
5	Beverly, Harlond	51	154	.331
15	Herenton, Willie	7	35	.200

Field Goal Attempts

##	Player	G	Att	Att/G
2	Wong, Isaiah	27	360	13.3
23	McGusty, Kameron	20	220	11.0
1	Walker, Anthony	26	214	8.2
4	Olaniyi, Elijah	21	190	9.0
5	Beverly, Harlond	19	154	8.1

Field Goals Made

##	Player	G	Made	Made/G
2	Wong, Isaiah	27	155	5.7
23	McGusty, Kameron	20	98	4.9
1	Walker, Anthony	26	91	3.5
4	Olaniyi, Elijah	21	80	3.8
3	Brooks, Nysier	27	75	2.8

3-Point FG Percentage

##	Player	3FG	Att	Pct
00	Lykes, Chris	5	11	.455
33	Cross, Matt	20	50	.400
2	Wong, Isaiah	50	144	.347
23	McGusty, Kameron	24	75	.320
13	Timberlake, Earl	2	7	.286
4	Olaniyi, Elijah	21	80	.263
22	Gak, Deng	1	4	.250
15	Herenton, Willie	5	21	.238
1	Walker, Anthony	15	64	.234
5	Beverly, Harlond	7	47	.149

3-Point FG Attempts

##	Player	G	Att	Att/G
2	Wong, Isaiah	27	144	5.3
4	Olaniyi, Elijah	21	80	3.8
23	McGusty, Kameron	20	75	3.8
1	Walker, Anthony	26	64	2.5
33	Cross, Matt	14	50	3.6

3-Point FG Made

##	Player	G	Made	Made/G
2	Wong, Isaiah	27	50	1.9
23	McGusty, Kameron	20	24	1.2
4	Olaniyi, Elijah	21	21	1.0
33	Cross, Matt	14	20	1.4
1	Walker, Anthony	26	15	0.6



CATEGORY LEADERS

Free Throw Percentage

##	Player	Made	Att	Pct
00	Lykes, Chris	10	11	.909
33	Cross, Matt	7	8	.875
23	McGusty, Kameron	46	56	.821
2	Wong, Isaiah	102	127	.803
1	Walker, Anthony	52	73	.712
4	Olaniyi, Elijah	39	55	.709
13	Timberlake, Earl	19	27	.704
3	Brooks, Nysier	50	78	.641
14	Miller, Rodney	2	4	.500
22	Gak, Deng	3	7	.429
5	Beverly, Harlond	19	47	.404
15	Herenton, Willie	1	7	.143

Rebounds

##	Player	G	Reb	Reb/G
3	Brooks, Nysier	27	156	5.8
2	Wong, Isaiah	27	129	4.8
1	Walker, Anthony	26	122	4.7
4	Olaniyi, Elijah	21	107	5.1
5	Beverly, Harlond	19	86	4.5

Rebounds Average

##	Player	G	Reb	Reb/G
3	Brooks, Nysier	27	156	5.8
4	Olaniyi, Elijah	21	107	5.1
13	Timberlake, Earl	7	35	5.0
2	Wong, Isaiah	27	129	4.8
1	Walker, Anthony	26	122	4.7

Offensive Rebounds

##	Player	G	OReb	OReb/G
3	Brooks, Nysier	27	64	2.4
1	Walker, Anthony	26	29	1.1
4	Olaniyi, Elijah	21	26	1.2
2	Wong, Isaiah	27	22	0.8
22	Gak, Deng	25	19	0.8

Defensive Rebounds

##	Player	G	DReb	DReb/G
2	Wong, Isaiah	27	107	4.0
1	Walker, Anthony	26	93	3.6
3	Brooks, Nysier	27	92	3.4
4	Olaniyi, Elijah	21	81	3.9
5	Beverly, Harlond	19	80	4.2

##	Player	G	PF	PF/G
3	Brooks, Nysier	27	60	2.2
1	Walker, Anthony	26	52	2.0
2	Wong, Isaiah	27	44	1.6
4	Olaniyi, Elijah	21	43	2.0
5	Beverly, Harlond	19	32	1.7

Foul Outs

##	Player	G	FO
3	Brooks, Nysier	27	1

Free Throw Attempts

##	Player	G	Att	Att/G
2	Wong, Isaiah	27	127	4.7
3	Brooks, Nysier	27	78	2.9
1	Walker, Anthony	26	73	2.8
23	McGusty, Kameron	20	56	2.8
4	Olaniyi, Elijah	21	55	2.6

Free Throws Made

##	Player	G	Made	Made/G
2	Wong, Isaiah	27	102	3.8
1	Walker, Anthony	26	52	2.0
3	Brooks, Nysier	27	50	1.9
23	McGusty, Kameron	20	46	2.3
4	Olaniyi, Elijah	21	39	1.9

Assists

##	Player	G	Ast	Ast/G
2	Wong, Isaiah	27	64	2.4
5	Beverly, Harlond	19	62	3.3
23	McGusty, Kameron	20	56	2.8
1	Walker, Anthony	26	27	1.0
3	Brooks, Nysier	27	21	0.8

Steals

##	Player	G	Stl	Stl/G
2	Wong, Isaiah	27	30	1.1
5	Beverly, Harlond	19	29	1.5
23	McGusty, Kameron	20	25	1.3
4	Olaniyi, Elijah	21	19	0.9
1	Walker, Anthony	26	19	0.7

Blocked Shots

##	Player	G	Blk	Blk/G
3	Brooks, Nysier	27	26	1.0
1	Walker, Anthony	26	22	0.8
22	Gak, Deng	25	14	0.6
2	Wong, Isaiah	27	13	0.5
4	Olaniyi, Elijah	21	9	0.4

Minutes

##	Player	G	Min	Min/G
2	Wong, Isaiah	27	958	35:28
3	Brooks, Nysier	27	742	27:28
1	Walker, Anthony	26	689	26:31
4	Olaniyi, Elijah	21	684	32:35
23	McGusty, Kameron	20	663	33:10

##	Player	G	TO	TO/G
5	Beverly, Harlond	19	52	2.7
23	McGusty, Kameron	20	49	2.5
2	Wong, Isaiah	27	48	1.8
1	Walker, Anthony	26	47	1.8
4	Olaniyi, Elijah	21	38	1.8

SEASON IN REVIEW

PLAYER GAME-BY-GAME PTS-REB-AST

Opponent	Date	Score	00	1	2	3	4	5	10	13	14	15	22
UNF	11/29/2020	77-59	W	8-3-2	20-7-2	7-4-0	DNP	11-11-2	DNP	DNP	0-1-0	DNP	DNP
Stet	12/04/2020	82-60	W	6-4-1	17-12-3	8-8-0	DNP	5-8-6	DNP	DNP	2-0-0	DNP	2-4-0
Purdue	12/08/2020	58-54	W	4-2-0	11-3-1	6-3-0	DNP	9-9-6	DNP	DNP	0-0-0	DNP	3-5-1
FGCU	12/12/2020	62-66	L	12-4-0	20-3-1	13-15-1	DNP	9-5-4	DNP	DNP	0-1-0	0-0-0	3-4-0
Pitt	12/16/2020	55-70	L	12-10-0	21-3-1	2-4-0	7-2-3	9-4-3	DNP	DNP	DNP	0-0-0	0-3-0
Jville	12/19/2020	73-64	W	18-10-1	25-9-1	2-8-0	4-0-0	5-4-3	DNP	12-5-2	0-0-0	0-0-1	0-2-1
at Hokies	12/29/2020	78-80	L	2-0-2	16-5-3	10-6-1	11-3-2	14-9-6	DNP	1-4-5	DNP	0-0-0	8-3-0
Clem	01/02/2021	65-66	L	1-0-0	13-5-4	2-6-0	10-4-2	10-3-3	DNP	11-8-1	DNP	DNP	0-0-0
UNC	01/05/2021	65-67	L	9-3-0	8-4-0	10-6-0	11-3-0	9-2-2	DNP	12-5-5	DNP	DNP	0-5-0
at NCSU	01/09/2021	64-59	W	0-0-0	24-9-2	5-4-0	7-2-0	6-4-3	DNP	13-4-1	DNP	DNP	0-1-0
at BC	01/12/2021	62-84	L	6-2-0	6-5-3	14-7-1	14-6-0	10-5-2	DNP	12-8-2	DNP	DNP	DNP
LOU	01/16/2021	78-72	W	2-0-1	30-7-6	8-11-1	15-10-3	5-4-2	DNP	DNP	DNP	DNP	2-0-0
at Syr	01/19/2021	57-83	L	13-5-0	16-4-0	6-6-0	4-5-1	3-3-3	DNP	4-1-1	DNP	2-1-0	0-3-1
ND	01/24/2021	59-73	L	DNP	16-4-3	6-3-0	10-5-0	0-1-2	DNP	DNP	DNP	1-0-0	6-5-0
at FSU	01/27/2021	59-81	L	13-2-1	21-1-3	2-5-0	DNP	5-3-0	0-0-0	DNP	DNP	3-3-0	2-3-0
at Wake	01/30/2021	54-66	L	12-7-1	14-7-1	0-3-0	DNP	4-3-9	DNP	DNP	DNP	0-1-0	7-3-0
Duke	02/01/2021	77-75	W	16-3-2	16-3-3	4-4-3	21-7-0	8-4-2	DNP	DNP	DNP	DNP	6-4-2
Hokies	02/06/2021	76-80	Lot	4-3-1	19-8-6	10-12-1	19-4-1	4-1-1	DNP	DNP	DNP	DNP	2-1-0
at ND	02/14/2021	61-71	L	14-10-0	17-3-1	5-10-0	11-7-0	2-3-3	DNP	DNP	DNP	DNP	0-0-0
GaTech	02/20/2021	60-87	L	16-1-0	4-3-1	12-2-4	18-7-1	DNP	0-0-0	DNP	DNP	0-1-0	2-6-0
FSU	02/24/2021	71-88	L	12-7-1	29-4-1	2-6-1	11-4-1	DNP	0-1-0	DNP	DNP	5-1-1	0-5-0
at Clem	02/27/2021	58-66	L	13-10-1	28-3-1	3-1-3	8-9-0	DNP	DNP	DNP	DNP	0-0-0	0-2-0
at Uva	03/01/2021	51-62	L	8-10-1	10-6-2	5-1-1	12-6-0	DNP	0-0-0	DNP	DNP	0-0-0	2-0-0
BC	03/05/2021	80-76	W	17-7-4	9-1-5	21-4-0	6-8-1	DNP	DNP	DNP	DNP	0-1-0	0-5-0
vs Pitt	03/09/2021	79-73	W	14-9-4	20-2-4	12-6-2	14-6-3	DNP	DNP	DNP	DNP	3-0-0	2-5-0
vs Clem	03/10/2021	67-64	W	15-6-2	20-6-2	6-5-1	5-3-0	DNP	DNP	DNP	DNP	3-0-0	4-4-0
vs GaTech	03/11/2021	66-70	L	2-4-2	12-2-4	19-6-1	2-6-1	DNP	DNP	DNP	DNP	3-0-1	3-5-0



PLAYER GAME-BY-GAME PTS-REB-AST

Opponent	Date	Score	23 MCGUSTY,KA	33 CROSS,MATT
UNF	11/29/2020	77-59	10-7-4	10-7-2
Stet	12/04/2020	82-60	11-2-3	11-3-0
Purdue	12/08/2020	58-54	18-5-2	7-5-2
FGCU	12/12/2020	62-66	3-0-1	2-4-1
Pitt	12/16/2020	55-70	DNP	4-2-0
JVille	12/19/2020	73-64	DNP	7-8-0
at Hokies	12/29/2020	78-80	DNP	16-2-1
Clem	01/02/2021	65-66	9-1-0	9-4-7
UNC	01/05/2021	65-67	DNP	6-3-2
at NCSU	01/09/2021	64-59	DNP	9-2-0
at BC	01/12/2021	62-84	DNP	0-0-0
LOU	01/16/2021	78-72	DNP	16-4-2
at Syr	01/19/2021	57-83	9-0-1	0-1-2
ND	01/24/2021	59-73	20-3-3	0-4-1
at FSU	01/27/2021	59-81	13-4-3	DNP
at Wake	01/30/2021	54-66	17-5-2	DNP
Duke	02/01/2021	77-75	6-3-2	DNP
Hokies	02/06/2021	76-80	18-4-2	DNP
at ND	02/14/2021	61-71	12-5-3	DNP
GaTech	02/20/2021	60-87	8-5-4	DNP
FSU	02/24/2021	71-88	12-4-4	DNP
at Clem	02/27/2021	58-66	6-4-7	DNP
at UVa	03/01/2021	51-62	14-5-1	DNP
BC	03/05/2021	80-76	27-6-5	DNP
vs Pitt	03/09/2021	79-73	14-4-4	DNP
vs Clem	03/10/2021	67-64	14-1-4	DNP
vs GaTech	03/11/2021	66-70	25-7-1	DNP



TOP INDIVIDUAL PERFORMANCES & TRENDS

Points, 20-plus

- 30 Isaiah Wong vs. Louisville (1/16/21)
- 29 Isaiah Wong vs. Florida State (2/24/21)
- 28 Isaiah Wong at Clemson (2/27/21)
- 27 Kameron McGusty vs. Boston College (3/5/21)
- 25 Kameron McGusty vs. Georgia Tech (ACCT; 3/11/21)
- 25 Isaiah Wong vs. Jacksonville (12/19/20)
- 24 Isaiah Wong at NC State (1/9/21)
- 21 Nysier Brooks vs. Boston College (3/5/21)
- 21 Elijah Olaniyi vs. Duke (2/1/21)
- 21 Isaiah Wong at Florida State (1/27/21)
- 21 Isaiah Wong vs. Pittsburgh (12/16/20)
- 20 Isaiah Wong vs. Clemson (ACCT; 3/10/21)
- 20 Isaiah Wong vs. Pittsburgh (ACCT; 3/9/21)
- 20 Kameron McGusty vs. Notre Dame (1/24/21)
- 20 Isaiah Wong vs. FGCU (12/12/20)
- 20 Chris Lykes vs. Stetson (12/4/20)
- 20 Isaiah Wong vs. North Florida (11/29/20)

Rebounds, 10-plus

- 15 Nysier Brooks vs. FGCU (12/12/20)
- 12 Nysier Brooks vs. Virginia Tech (2/6/21)
- 12 Isaiah Wong vs. Stetson (12/4/21)
- 11 Harlond Beverly vs. North Florida (11/29/20)
- 11 Nysier Brooks vs. Louisville (1/16/21)
- 10 Nysier Brooks at Notre Dame (2/14/21)
- 10 Elijah Olaniyi vs. Louisville (1/16/21)
- 10 Anthony Walker at Virginia (3/1/21)
- 10 Anthony Walker at Clemson (2/27/21)
- 10 Anthony Walker at Notre Dame (2/14/21)
- 10 Anthony Walker vs. Jacksonville (12/19/20)
- 10 Anthony Walker vs. Pittsburgh (12/16/20)

Assists, 6-plus

- 9 Harlond Beverly at Wake Forest (1/30/21)
- 7 Matt Cross vs. Clemson (1/2/21)
- 7 Kameron McGusty at Clemson (2/27/21)
- 6 Harlond Beverly at Virginia Tech (12/29/20)
- 6 Harlond Beverly vs. Purdue (12/8/20)
- 6 Harlond Beverly vs. Stetson (12/4/20)
- 6 Chris Lykes vs. North Florida (11/29/20)
- 6 Isaiah Wong vs. Virginia Tech (2/6/21)
- 6 Isaiah Wong vs. Louisville (1/16/21)

Steals, 4-plus

- 5 Earl Timberlake vs. North Carolina (1/5/21)
- 4 Harlond Beverly vs. Purdue (12/8/20)
- 4 Elijah Olaniyi vs. Notre Dame (1/24/21)

Blocked Shots, 3-plus

- 3 Nysier Brooks vs. Boston College (3/5/21)
- 3 Anthony Walker vs. Jacksonville (12/19/20)
- 3 Anthony Walker vs. FGCU (12/12/20)

Double-Figure Scoring Games (84)

- 23 Isaiah Wong
- 14 Kameron McGusty
- 14 Anthony Walker
- 13 Elijah Olaniyi
- 9 Nysier Brooks
- 5 Earl Timberlake
- 4 Harlond Beverly
- 2 Chris Lykes

20-Plus Point Games (17)

- 11 Isaiah Wong
- 3 Kameron McGusty
- 1 Nysier Brooks
- 1 Chris Lykes
- 1 Elijah Olaniyi

Double-Figure Rebounding Games (12)

- 5 Anthony Walker
- 4 Nysier Brooks
- 1 Harlond Beverly
- 1 Elijah Olaniyi
- 1 Isaiah Wong

Double-Doubles

Anthony Walker (4)

- 12 pts, 10 reb Pittsburgh, 12/16/20
- 18 pts, 10 reb Jacksonville, 12/19/20
- 14 pts, 10 reb at Notre Dame, 2/14/21
- 13 pts, 10 reb at Clemson, 2/27/21

Nysier Brooks (2)

- 13 pts, 15 reb FGCU, 12/12/20
- 10 pts, 12 reb Virginia Tech, 2/6/21

Harlond Beverly (1)

- 11 pts, 11 reb North Florida, 11/29/20

Elijah Olaniyi (1)

- 15 pts, 10 reb Louisville, 1/16/21

Isaiah Wong (1)

- 17 pts, 12 reb Stetson, 12/4/21

BOX SCORES



Official Basketball Box Score - Final
North Florida at Miami
 11/20/22 Men's Contest - Coral Gables, Fla.
 2021-22 Men's Basketball

Game Time: 1:00 PM
 Game Duration: 1:56

Officials: Tom Valente, Ron Grosser, Raymie Sales

NO. Name	Min	FG	3P	FT	Rebounds		Fouls		TP	AS	TO	ST	Blocks	pts
					off	tot	off	tot						
3 Carter Henderson	37:28	7/22	5/17	2/2	2	2	2	2	2	1	3	2	0	11
4 Josh Endroit	31:58	5/8	1/8	0/0	2	5	2	0	5	3	1	1	0	0
13 Jonathan Aybar	25:54	4/10	1/4	3/6	3	2	1	4	1	0	4	0	2	3
0 Emmanuel Adedigbo	30:35	3/8	2/4	0/0	1	3	2	1	4	3	1	0	0	7
15 Jose Placer	27:27	1/5	0/2	0/0	3	3	1	2	5	3	2	0	1	2
12 Ryan Burkhardt	22:48	3/9	0/0	1/1	4	5	1	1	1	0	1	0	1	10
24 Jaden Pekar	12:36	0/2	0/0	0/0	2	2	0	4	0	0	1	0	0	0
13 Alondra LeGrand	11:59	1/3	0/1	0/0	1	1	3	1	2	1	2	0	2	3
Team					1	3	4	0	3					
Totals	21:47	12:40	5:8	10	24	34	11	59	15	13	8	6	6	18

NO. Name	Min	FG	3P	FT	Rebounds		Fouls		TP	AS	TO	ST	Blocks	pts
					off	tot	off	tot						
1 Wessa Parco	12:26	0/4	0/0	0/0	1	1	2	0	1	1	3	2	0	0
35 Joel Kabinets	04:43	3/5	2/3	0/0	5	5	2	0	0	0	0	1	0	20
15 Mahamedou Diawara	21:47	6/9	0/0	2/2	5	6	4	1	0	1	0	0	2	16
0 Christian James	02:00	3/7	1/2	0/0	2	3	0	0	0	0	1	0	0	13
2 Rob Perry	02:39	0/4	0/1	1/2	2	3	2	1	0	0	0	0	0	24
30 Stephen Swanson	25:05	1/4	0/1	0/0	3	3	0	2	0	0	0	0	0	2
11 Chase Johnson	25:24	7/15	5/10	0/0	2	3	1	1	0	4	1	0	1	4
5 GarCarlo Valdez	10:00	0/4	0/0	0/0	2	2	0	1	1	0	0	0	0	
12 Jason Smith	15:21	2/6	0/3	0/0	3	3	0	2	0	1	0	0	0	
22 Gabriel Wood	06:49	0/2	0/0	0/0	0	0	0	0	0	0	0	0	0	
4 Keith Lamar	05:16	1/2	0/0	2/2	0	0	3	1	0	0	0	0	2	
Team					1	0	1	0	1	0	1	0	0	2
Totals	25:59	11:31	2:8	5	24	29	17	12	10	14	3	1	3	22

Technical Fouls: NONE

NO. Name	Min	FG	3P	FT	Rebounds		Fouls		TP	AS	TO	ST	Blocks	pts
					off	tot	off	tot						
33 Matt Cross	25:53	4/5	2/3	0/0	2	5	7	0	10	2	0	2	0	10
3 Nyler Brooks	02:50	3/8	0/0	1/2	1	3	4	2	0	0	2	0	2	12
0 Chris Lyons	03:00	3/13	0/2	5/6	4	4	3	0	1	1	1	1	5	
20 Keenan Wong	05:56	9/14	0/2	2/2	5	7	2	1	20	0	2	1	0	24
23 Cameron McCarty	02:12	3/8	0/2	4/4	1	6	7	1	10	4	5	1	0	13
23 Cameron McCarty	20:26	3/4	0/1	2/2	0	3	3	1	2	1	0	0	0	7
5 Harold Beverly	21:12	4/7	1/1	2/9	1	10	1	2	6	11	5	3	0	21
14 Rodney Miller	04:40	0/3	0/0	0/0	1	1	1	0	0	0	0	0	0	
Team					2	1	3	0	0					0
Totals	20:59	5:15	14:23	10	37	47	11	17	77	18	11	6	8	18

NO. Name	Min	FG	3P	FT	Rebounds		Fouls		TP	AS	TO	ST	Blocks	pts
					off	tot	off	tot						
11 FOG: 16:27	59.3%													
11 FOG: 3:29	37.5%													
11 FOG: 7:10	33.8%													
11 FOG: 15:02	60.0%													
11 FOG: 24	25.0%													
11 FOG: 7:40	70.0%													
GM FOG: 20:59	49.2%													
11 FOG: 5:16	31.3%													
11 FOG: 14:20	60.0%													
Team														
Totals	26:44	9:23	18:22	13	36	49	12	17	82	16	11	6	3	22

Technical Fouls: NONE

Biggest lead	UNF		MIA		Points from Turnovers	UNF	MIA	Period by Period Scoring			
	1st	2nd	1st	2nd				1st	2nd	TOT	
Biggest lead	0	11 ^(1st) 20:00	18	22 ^(2nd) 0:36							
Best Scoring Run	10	11 ^(1st) 17:20	11	11 ^(1st) 17:20	Paint	18	46				
Lead Changes	0	2	0	0	Second Chances	8	14	UNF	54	25	59
Times Tied	0	0	0	0	Fast Breaks	12	21	MIA	42	35	77
Time with Lead	00:00	39:35			Bench	11	19				



Official Basketball Box Score - Final
Purdue at Miami
 11/20/22 Men's Contest - Coral Gables
 2021-22 Men's Basketball

Game Time: 5:00 PM
 Game Duration: 2:02

Officials: Roger Ayers, Bill Conroy III, Mike Roberts

NO. Name	Min	FG	3P	FT	Rebounds		Fouls		TP	AS	TO	ST	Blocks	pts
					off	tot	off	tot						
1 Aaron Wheeler	32:22	0/8	0/0	0/0	2	2	0	1	0	1	2	1	2	0
50 Trevion Williams	32:47	4/10	0/0	0/0	3	4	7	5	2	0	2	2	0	8
5 Brandon Newman	24:40	3/7	1/3	0/0	1	4	5	5	0	1	2	1	0	2
11 Isaiah Thompson	25:59	0/3	0/0	0/0	2	2	1	1	0	2	2	1	0	0
55 Sasha Stankovic	03:28	1/5	1/2	0/0	5	5	3	4	1	1	0	0	1	3
2 Eric Hunter Jr.	26:56	4/10	1/5	1/2	1	1	2	1	0	1	1	0	0	11
15 Zach Edey	14:25	5/5	0/0	5/6	0	2	5	6	15	1	0	0	0	7
0 Mason Gillis	22:25	4/10	1/4	0/0	3	3	3	0	9	3	2	0	0	10
25 Ethan Morton	11:22	0/4	0/2	0/0	1	2	3	0	1	0	0	0	0	0
Team					2	2	4	0	0	0	0	0	0	0
Totals	21:40	14:25	16:10	13	27	40	23	13	54	14	8	2	5	4

NO. Name	Min	FG	3P	FT	Rebounds		Fouls		TP	AS	TO	ST	Blocks	pts
					off	tot	off	tot						
11 FOG: 15:31	48.4%													
11 FOG: 2:16	60.0%													
11 FOG: 4:00	0%													
11 FOG: 6:29	20.0%													
11 FOG: 21:44	16.3%													
11 FOG: 9:10	80%													
GM FOG: 21:40	50.0%													
11 FOG: 8:10	60.0%													
Team														
Totals	21:40	14:25	16:10	13	27	40	23	13	54	14	8	2	5	4

Technical Fouls: NONE

NO. Name	Min	FG	3P	FT	Rebounds		Fouls		TP	AS	TO	ST	Blocks	pts
					off	tot	off	tot						
33 Matt Cross	31:04	5/4	0/3	1/2	2	3	5	1	7	2	2	0	0	12
3 Nyler Brooks	03:29	3/6	0/0	0/0	1	3	3	3	6	0	1	1	0	11
2 Isaiah Wong	04:22	4/8	0/1	1/1	0	3	2	2	11	1	2	2	0	13
5 Harold Beverly	04:32	4/9	0/3	1/3	1	8	2	2	9	6	4	2	1	8
23 Cameron McCarty	03:56	5/10	1/3	1/0	1	4	5	0	7	18	2	1	0	8
14 Rodney Miller	04:42	0/0	0/0	0/0	0	0	0	0	0	0	0	0	0	
1 Anthony Walker	17:52	2/5	0/2	0/1	1	1	1	4	0	0	0	0	0	
22 Deng Gak	17:22	1/3	0/1	1/1	0	5	5	3	1	1	0	0	0	
Team					0	0	0	0	0	0	0	0	0	0
Totals	20:47	11:17	17:29	7	28	33	14	29	36	12	13	7	2	4

NO. Name	Min	FG	3P	FT	Rebounds		Fouls		TP	AS	TO	ST	Blocks	pts
					off	tot	off	tot						
11 FOG: 5:22	20.7%													
11 FOG: 0:10	0.0%													
11 FOG: 4:4	50%													
11 FOG: 15:05	60.0%													
11 FOG: 17	14.3%													

BOX SCORES



Official Basketball Box Score - Final
Pittsburgh at Miami
 12/02/22 Waco, Conn. Games
 2021-22 Men's Basketball

Game Time: 03:00 PM
 Game Duration: 2:10

Officials: Jamie Lusk, Bill Conroy, Jr., Raymie Ryan

Pittsburgh - 79													Record: 5-1 (1-0)																
NO.	Name	Min	FG	3P	FT	Rebounds	Fouls	TP	AS	TO	ST	Blocks	PF	Shooting by Period	PF	FG	3P	FT	Rebounds	Fouls	TP	AS	TO	ST	Blocks	PF			
		Min		%		%		%		%		%		%		%		%		%		%		%		%			
11	Justin Champagne	11:25	4-9	0-2	2-3	3	6	9	4	1	0	3	1	1	0	1	1	1	1	1	1	1	1	1	1	1	1	1	
12	Abdai Kirin Coulbaly	21:23	3-9	0-0	0-0	4	4	4	1	4	2	0	0	0	0	19													
9	Ihsan Horton	02:58	0-11	0-4	2-2	1	1	2	0	1	0	1	0	1	0	1	0	1	0	1	0	1	0	1	0	1	0	1	
1	Kiarri Johnson	22:29	3-8	0-3	1-1	0	4	4	1	7	3	5	2	1	0	14													
5	Au Desea Toney	03:45	5-10	2-4	3-4	0	5	5	2	15	3	1	2	1	1	16													
20	John Highty	12:52	5-5	0-0	0-0	0	0	0	0	0	0	1	1	1	1	1	1	1	1	1	1	1	1	1	1	1	1	1	
3	Noah Colyer	11:53	0-0	0-0	0-0	4	4	1	1	0	0	0	0	0	0	4													
2	Nick Sbarda	07:59	1-2	1-1	0-0	1	1	2	1	3	0	0	0	0	0	3													
22	Ferni Oskale	18:28	2-4	0-0	0-0	1	3	3	1	4	1	4	0	0	0	6													
24	William Jefferson	06:47	0-0	0-0	0-0	0	0	0	0	0	0	0	0	0	0	0													
21	Terrill Brown	05:04	0-0	0-0	0-0	1	1	1	0	0	0	0	0	0	0	3													
31	Oryehuchi Ezekuto	02:00	0-0	0-0	0-0	0	0	0	0	0	0	0	0	0	0	5													
Team		2		7		9		0		1																			
Totals		29-54		7-17		11-18		7		38		43		23		14		16		18		8		5		2		15	

Technical Fouls:Champagne 2/15/22

Miami - 55													Record: 3-2 (0-1)																
NO.	Name	Min	FG	3P	FT	Rebounds	Fouls	TP	AS	TO	ST	Blocks	PF	Shooting by Period	PF	FG	3P	FT	Rebounds	Fouls	TP	AS	TO	ST	Blocks	PF			
		Min		%		%		%		%		%		%		%		%		%		%		%		%			
1	Anthony Walker	35:19	4-12	1-6	3-8	3	10	1	6	12	0	2	2	2	2	12													
3	Nyler Brooks	24:26	1-3	0-0	0-0	7	3	4	3	2	0	1	0	1	0	15													
2	Isiah Wong	06:19	0-10	0-0	0-0	1	2	3	2	0	1	1	1	1	1	9													
4	Elijah Olariji	02:54	0-12	0-0	0-0	3	4	1	1	0	0	0	0	0	0	18													
5	Hartford Beverly	04:34	5-11	1-6	2-8	4	4	1	5	9	3	7	1	0	0	20													
3	Matt Cross	04:41	0-1	0-0	2-2	2	2	1	4	0	0	0	0	0	0	3													
22	Deng Oak	15:04	0-0	0-0	0-0	3	3	0	0	0	0	0	0	0	0	1													
15	Willie Herenton	02:40	0-0	0-0	0-0	0	0	0	0	0	0	0	0	0	0	3													
Team		0		1		1		0		0																			
Totals		17-52		5-24		16-31		8		29		14		25		13		0		5		2		15		3		25	

Technical Fouls:None

Biggest lead		PIT		MIA		Points from Turnovers		PIT		MIA		Period by Period Scoring	
18 (2 nd 2:46)		17 (1 st 17:54)		27 (1 st 12:22)		28 (1 st 12:22)		1st		2nd		3rd	
Best Scoring Run		11 (2 nd 6:14)		8 (2 nd 15:45)		Paint		20		25		20	
Lead Changes		4		2		Second Chance		6		11		PIT 27 43 70	
Times Tied		2		2		Fast Breaks		13		13		MIA 25 30 55	
Time with Lead		34:46		10:28		Bench		16		14			

Official Basketball Box Score - Final
Miami at Virginia Tech
 12/02/22 Waco, Conn. Games
 2021-22 Men's Basketball

Game Time: 03:00 PM
 Game Duration: 2:01

Officials: Roger Ayers, Brian Conroy, Geneva Armstrong

Miami - 78													Record: 4-3 (0-3)														
NO.	Name	Min	FG	3P	FT	Rebounds	Fouls	TP	AS	TO	ST	Blocks	PF	Shooting by Period	PF	FG	3P	FT	Rebounds	Fouls	TP	AS	TO	ST	Blocks	PF	
		Min		%		%		%		%		%		%		%		%		%		%		%		%	
1	Anthony Walker	41:28	1-3	0-1	0-0	0	0	2	2	2	0	0	0	0	12												
3	Nyler Brooks	20:38	5-5	0-0	0-0	2	4	6	1	2	1	0	0	3													
2	Isiah Wong	05:12	0-11	0-0	0-0	1	4	5	4	6	0	0	0	0	4												
4	Elijah Olariji	04:36	4-8	1-4	2-2	0	3	3	1	12	2	1	0	1	8												
5	Hartford Beverly	03:20	6-13	2-4	0-0	1	9	3	10	14	6	2	1	0	8												
22	Deng Oak	14:45	0-4	0-0	0-0	3	3	2	0	8	0	0	0	0	7												
3	Matt Cross	25:05	0-6	0-0	2-2	2	2	1	1	6	1	4	0	0	0	8											
13	Earl Timberlake	22:42	0-0	0-0	1-2	4	4	3	1	5	2	0	1	0	5												
15	Willie Herenton	01:26	0-0	0-0	0-0	0	0	0	0	0	0	0	0	0	0												
Team		1		1		2		0		0																	
Totals		30-59		10-22		6-10		5		29		19		78		20		19		12		4		2		2	

Technical Fouls:None

Virginia Tech - 80													Record: 8-1 (2-0)														
NO.	Name	Min	FG	3P	FT	Rebounds	Fouls	TP	AS	TO	ST	Blocks	PF	Shooting by Period	PF	FG	3P	FT	Rebounds	Fouls	TP	AS	TO	ST	Blocks	PF	
		Min		%		%		%		%		%		%		%		%		%		%		%		%	
22	Kean Auma	31:12	9-14	1-2	2-2	5	3	6	2	7	2	2	2	2	2	16											
25	Jashyn Mullis	30:40	5-11	3-5	2-5	3	6	9	2	15	2	3	3	3	3	16											
3	Wabisa Bado	02:11	1-3	1-2	1-3	0	1	1	3	2	4	1	1	1	3	2											
4	Nahiem Alleyne	26:38	2-7	1-2	2-2	0	1	1	1	1	1	2	0	0	8												
20	Tyrece Hubbard	04:00	4-9	0-1	1-1	1	8	9	2	13	1	0	1	0	1	7											
35	Cordell Parnell	08:42	0-0	0-0	0-0	1	1	1	0	0	0	0	0	0	0												
0	Hunter Carter	17:19	1-4	1-2	0-0	0	0	0	2	3	1	1	2	1	3												
15	Jalen Cole	16:56	5-9	0-2	0-0	0	0	0	0	2	2	0	0	0	6												
5	Darius Nkousson	02:10	0-0	0-0	0-0	0	0	0	0	1	0	0	0	0	2												
13	Darius Maddox	05:00	0-2	0-0	0-0	0	0	0	0	0	0	0	0	0	3												
Team		0		1		1		0		0																	
Totals		29-62		9-23		19		20		11		19		80		14		11		21		4		2		2	

Technical Fouls:None

Biggest lead		CLM		MIA		Points from Turnovers		CLM		MIA		Period by Period Scoring	
21 (1 st 17:52)		17 (2 nd 16:05)		28 (1 st 12:22)		28 (1 st 12:22)		1st		2nd		3rd	
Best Scoring Run		5 (1 st 6:43)		7 (1 st 15:45)		Paint		20		25		20	
Lead Changes		5		11		Second Chance		5					

BOX SCORES



Official Basketball Box Score - Final
North Carolina at Miami
 01/20/21 Waco, Calif. State
 2020-21 Men's Basketball

Game Time: 1:01 PM
 Game Duration: 2:18

Officiers: Mike Stephens, Rod O'Connell, Pat Adams

North Carolina - 67

Record: 7-4 (2-3)

NO. Name	Min	Pts	FG	3P	FT	Rebounds		Fouls	TP	AS	TO	ST	Blocks	+/-	
						OR	DR								
5 Armando Soto	23:01	13	0/0	5/5	0	2	2	4	7	0	0	0	0	0	6
1 Daylin Sharpe	17:50	4	1/2	0	7	9	16	3	12	0	3	2	1	0	3
1 Lashay Black	34:23	8	4/4	0/2	2	7	9	3	16	3	2	2	1	0	7
4 RJ Davis	14:19	5	0/2	0/0	0	0	0	2	2	0	0	0	0	0	8
24 Kevan Walton	03:58	4	0/1	0/1	1/2	1	2	13	4	0	1	1	0	0	3
2 Caleb Love	28:05	1	0/0	0/0	0/4	4	3	3	4	4	1	0	1	0	3
3 Andrew Platak	20:42	3	1/3	0/0	0/0	1	1	2	7	1	1	1	0	1	0
15 Garrison Brooks	25:39	17	0/0	0/0	4/4	7	4	7	8	1	2	3	2	2	2
13 Walker Kessler	15:55	0/1	0/0	0/0	1/2	1	1	1	0	1	0	0	0	0	3
14 Puff Johnson	05:46	0/1	0/1	0/0	0/1	1	0	0	0	0	0	0	0	0	0
Team			1	1	2	0	0	0	0	0	0	0	0	0	0
Totals	21:41	63	16	22	14	31	45	17	47	13	20	9	6	7	2

Technical Fouls: NONE

Miami - 65

Record: 4-14 (0-4)

NO. Name	Min	Pts	FG	3P	FT	Rebounds		Fouls	TP	AS	TO	ST	Blocks	+/-	
						OR	DR								
33 Matt Cross	17:54	24	2/4	0/0	3	3	3	0	2	2	2	1	0	0	8
3 Niyler Brooks	01:30	5	0/0	0/0	2	4	6	5	3	0	0	0	0	0	0
2 Isaiah Wong	04:21	5	0/1	0/2	1	3	4	2	3	0	0	0	0	0	0
5 Harford Beverly	34:24	3	1/4	0/5	0	2	2	1	9	2	3	2	0	0	1
13 East Timberlake	06:59	3	1/3	0/7	2	2	3	7	12	5	5	2	4	1	0
22 Deng Cai	16:30	0/2	0/0	0/1	3	3	5	1	0	0	1	1	0	0	9
4 Elijah Olajuyi	14:50	2/4	1/2	4/4	2	1	3	1	2	1	0	0	0	0	0
1 Anthony Walker	14:25	3/6	0/2	3/3	0	3	1	4	0	0	1	1	1	0	4
Team			3	5	8	0	0	0	0	0	0	0	0	0	0
Totals	22:43	51	16	22	12	27	17	23	65	9	14	7	6	2	

Technical Fouls: NONE

Biggest lead	UNC		Points from Turnovers	UNC		Period by Period Scoring
	1st	2nd		1st	2nd	
Best Scoring Run	9 (11-13)	10 (22-23)	24	29		
Lead Changes	UNC 35 67					
Times Tied	Fast Breaks 14 11					
Time with Lead	16:38	6:07	Bench 17	20	MIA 30	35 65



Official Basketball Box Score - Final
Miami at NC State
 01/20/21 Waco, Calif. State
 2020-21 Men's Basketball

Game Time: 1:01 PM
 Game Duration: 1:55

Officiers: Rod Gruber, BJ Dunigan, J. Amy Hester

Miami - 64

Record: 5-14 (0-4)

NO. Name	Min	Pts	FG	3P	FT	Rebounds		Fouls	TP	AS	TO	ST	Blocks	+/-	
						OR	DR								
33 Matt Cross	17:28	37	3/5	0/0	2	2	1	0	2	1	0	0	0	0	4
3 Niyler Brooks	05:28	2/3	0/0	1/2	0	4	2	3	5	0	0	0	0	0	7
2 Isaiah Wong	07:16	8/16	1/3	7/9	0	9	1	8	24	2	3	1	0	0	9
5 Harford Beverly	04:40	2/7	0/1	0/1	4	2	6	3	2	1	2	1	0	0	0
13 East Timberlake	06:05	4/6	0/0	5/6	2	4	4	5	13	1	1	0	1	0	0
4 Elijah Olajuyi	23:05	3/7	1/2	0/0	2	2	1	7	0	1	0	0	0	0	1
1 Anthony Walker	05:50	0/0	0/0	0/0	0	0	0	3	0	0	0	0	0	0	0
22 Deng Cai	14:05	0/2	0/0	0/0	1	1	1	0	0	0	0	0	0	0	0
Team			2	2	4	2	4	0	0	0	0	0	0	0	0
Totals	22:48	51	15	20	6	24	30	15	64	12	6	4	4	5	

Technical Fouls: NONE

NC State - 39

Record: 63-6 (5-2)

NO. Name	Min	Pts	FG	3P	FT	Rebounds		Fouls	TP	AS	TO	ST	Blocks	+/-	
						OR	DR								
4 Jerrold Helms	17:24	2/6	1/3	0/0	2	3	5	0	5	1	1	2	1	0	8
15 Manny Bates	04:18	3/8	0/0	3/5	5	10	3	8	9	0	1	0	2	0	0
3 Cam Hayes	02:28	2/6	1/3	0/2	2	2	1	1	2	0	0	0	0	0	0
18 Boston Beverly	01:59	3/6	0/1	2/2	0	0	2	1	5	0	2	0	0	0	0
24 Devon Daniels	04:16	5/13	1/4	1	2	3	3	11	3	4	1	0	1	0	3
2 Shaheer Moore	23:01	1/7	0/0	0/0	1	1	1	0	2	3	2	0	0	0	0
5 Thomas Allen	30:44	5/9	4/5	0/0	4	5	3	14	1	1	0	0	0	0	0
0 D.J. Funderburk	20:00	4/7	0/0	4/4	8	1	2	0	0	0	0	0	0	0	0
1 Denzel Seaton	06:31	0/1	0/1	0/0	0	0	0	0	0	0	0	0	0	0	0
11 Jonathan Brown	01:11	0/0	0/0	0/1	0	0	0	0	0	0	0	0	0	0	0
Team			1	1	2	0	0	0	0	0	0	0	0	0	0
Totals	22:49	72	32	12	16	23	39	15	50	11	15	4	4	4	

Technical Fouls: NONE

Biggest lead	LM		Points from Turnovers	ST		Period by Period Scoring
	1st	2nd		1st	2nd	
Best Scoring Run	6 (21-27)	6 (27-33)	11 (12-46)	11 (22-40)		
Lead Changes	LM 32 64					
Times Tied	Fast Breaks 14 17					
Time with Lead	11:31	24:36	Bench 17	28	ST 32	27 59



Official Basketball Box Score - Final
Miami at Boston College
 01/20/21 Waco, Calif. State
 2020-21 Men's Basketball

Game Time: 1:00 PM
 Game Duration: 1:46

Officiers: Mike Stephens, Rod O'Connell, Pat Adams

Miami - 62

Record: 5-4 (0-0)

NO. Name	Min	Pts	FG	3P	FT	Rebounds		Fouls	TP	AS	TO	ST	Blocks	+/-	
						OR	DR								
33 Matt Cross	17:25	2/4	0/4	0/0	0	0	0	1	0	2	0	0	0	0	14
3 Niyler Brooks	01:32	4/7	0/0	0/0	3	7	1	4	14	0	0	0	0	0	0
2 Isaiah Wong	05:51	3/9	0/5	0/0	1	4	5	3	3	1	1	1	0	0	25
5 Harford Beverly	34:24	5/0	0/0	0/0	1	5	1	10	0	0	0	0	0	0	0
13 East Timberlake	07:25	5/8	0/0	2/4	5	3	3	12	2	1	0	2	1	0	17
1 Anthony Walker	26:28	2/4	0/0	2/2	2	2	2	8	0	1	0	1	0	0	0
4 Elijah Olajuyi	30:11	2/14	0/0	1/1	0	1	0	14	0	2	2	0	0	0	0
15 Willie Herenton	07:25	0/2	0/0	0/1	0	0	0	0	0	0	0	0	0	0	1
Team			0	0	0	0	0	0	0	0	0	0	0	0	0
Totals	24:33	21	15	12	9	25	34	10	15	12	4	2	7	22	

Technical Fouls: NONE

Biggest lead	UNC		Points from Turnovers	BC		Period by Period Scoring
	1st	2nd		1st	2nd	
Best Scoring Run	3 (11-14)	6 (22-28)	12	12		
Lead Changes	UNC 31 62					
Times Tied	Fast Breaks 10 21					
Time with Lead	02:02	37:18	Bench 20	44	BC 40	40 84



Official Basketball Box Score - Final
Louisville at Miami
 01/20/21 Waco, Calif. State
 2020-21 Men's Basketball

Game Time: 1:00 PM
 Game Duration: 2:18

Officiers: Roger Ayers, Johnny Clark, Tony Henderson

Louisville - 72

Record: 82-61 (4-1)

NO. Name	Min	Pts	FG	3P	FT	Rebounds		Fouls	TP	AS	TO	ST	Blocks	+/-	
						OR	DR								
10 Samuel Williamson	17:58	1/6	0/4	2/2	0	5	3	1	4	0	0	0	0	0	0
14 Drew Davis	07:55	2/8	0/1	2/2	2	2	5	11	0	1	0	0	0	0	0
24 Jae'Lyn Wilkes	07:27	8/18	1/1	1/3	3	3	1	8	2	2	2	0	0	0	0
1 Carlik Jones	04:00	11/20	1/5	2/2	2	2	3	25	7	3	0	0	0	0	0
13 David Johnson	04:27	2/6	1/4	0/0	0	5	5	2	1	3	2	1	0	0	2
12 JJ Trapp	07:05	1/5	0/0	0/0	0	0	0	0	0	0	0	0	0	0	0
20 Jacob Nicksberry	11:13	0/4	0/3	0/0	0	0	0	0	0	0	0	0	0	0	0
11 Quinn Szapinski	18:33	2/5	0/2	3/3	2	3									

BOX SCORES



Official Basketball Box Score - Final
Miami at Syracuse
01/19/22 Game Score, Syracuse
2020-21 Men's Basketball

Game Time: 7:03 PM
Game Duration: 2:35

Officials: Ted Valentine, Jeffery Anderson, Job Harrison

Miami - 57		Record: 67-24-8										Shooting By Period			
NO.	Name	Min	FG	3P	FT	Rebounds	Fouls	TP	AS	TS	Blocks	ST	Blocks	ST	Shooting By Period
			M/A	M/A	M/A	OR	DR	TO	FF	PF	BB	BA	BB	BA	1st
1	Anthony Walker	22:53	5-9	0-1	3-4	1	4	5	3	13	0	0	1	1	0-7
3	Nyler Brooks	06:20	0-0	0-0	0-0	5	1	6	0	0	2	0	0	2	0-0
2	Isiah Wong	22:56	5-16	2-12	5-5	0	4	4	2	16	0	0	0	0	0-0
4	Eljah Olajide	08:52	2-5	0-3	0-0	1	4	5	3	0	1	2	0	0	2-5
5	Hartford Beverly	06:46	1-5	0-2	1-2	3	0	3	2	9	3	6	2	0	2-9
13	Eli Terrenceke	22:56	2-6	0-0	0-0	2	1	2	1	8	1	4	2	0	1-8
23	Kameron McGusty	20:18	3-6	1-4	2-2	0	0	0	2	9	1	1	0	0	0-19
22	Deng Gak	08:54	0-0	0-0	0-0	3	3	1	0	0	1	1	0	0	0-0
33	Matt Cross	18:41	0-3	0-3	0-0	1	1	0	0	2	0	2	0	0	0-2
15	Willie Herenton	02:32	1-1	0-0	0-0	1	1	0	0	2	0	0	0	0	1-1
Team			2	4	0	0	0	0	0	0	0	0	0	0	0-0
Totals		22:56	42-95	9-10	10-23	33	12	12	51	51	13	1	6	5	20

Technical Fouls: NONE

Syracuse - 83		Record: 84-0-3										Shooting By Period			
NO.	Name	Min	FG	3P	FT	Rebounds	Fouls	TP	AS	TS	Blocks	ST	Blocks	ST	Shooting By Period
			M/A	M/A	M/A	OR	DR	TO	FF	PF	BB	BA	BB	BA	1st
1	Quincy Guerrier	34:12	0-10	0-1	2-2	2	6	8	0	3	13	0	1	0	0-17
21	Markel Deliza	27:07	0-1	0-0	0-0	2	4	4	1	1	0	0	1	1	0-16
6	Alex Griffin	05:48	2-8	1-5	2-2	0	0	1	0	5	0	1	1	1	0-9
11	Joseph Djigal III	06:38	0-5	0-0	2-2	0	2	2	0	2	0	0	0	0	0-10
35	Buddy Boehm	04:48	1-8	1-1	0-1	0	1	2	0	13	4	2	0	0	0-21
14	Jesse Edwards	22:07	2-4	0-0	3-4	0	6	6	4	2	0	2	0	0	2-11
3	Koby Richmond	00:27	0-6	0-1	1-2	0	1	1	2	0	1	7	2	5	1-9
20	Robert Braswell	01:00	0-1	0-0	0-1	1	1	0	0	0	0	0	0	0	0-3
12	Chaz Owens	01:22	0-0	0-0	0-0	0	0	0	0	0	0	0	0	0	0-4
13	Chris Luciani	01:22	0-0	0-0	0-0	0	0	0	0	0	0	0	0	0	0-4
25	Shane Feldman	01:22	0-0	0-0	0-0	0	0	0	0	0	0	0	0	0	0-4
32	Nick Gianicola	01:22	0-0	0-0	0-0	1	1	0	0	0	0	0	0	0	0-4
Team			0	0	0	0	0	0	0	0	0	0	0	0	0-0
Totals		32:41	10-23	0-11	7-27	34	12	13	18	18	11	5	5	5	20

Technical Fouls: NONE

MIA		SYR		Points from Turnovers		Period by Period Scoring	
Biggest Lead	9 (1st 13:37)	30 (2nd 1:25)	Turnovers	3	21	1st	2nd
Best Scoring Run	9 (1st 13:37)	12 (2nd 7:24)	Points	38	35	22	57
Lead Changes	2	2	Second Chances	17	14		
Times Tied	2	2	Fast Breaks	11	14		
Time with Lead	08:17	28:45	Bench	38	47	40	



Official Basketball Box Score - Final
Miami at Florida State
01/21/22 Donald L. Tucker Center, Tallahassee
2020-21 Men's Basketball

Game Time: 6:00 PM
Game Duration: 1:47
Attendance: 2,425

Officials: Roger Ayers, Tony Henderson, James Brasing

Miami - 59		Record: 69-20-8										Shooting By Period			
NO.	Name	Min	FG	3P	FT	Rebounds	Fouls	TP	AS	TS	Blocks	ST	Blocks	ST	Shooting By Period
			M/A	M/A	M/A	OR	DR	TO	FF	PF	BB	BA	BB	BA	1st
1	Anthony Walker	36:01	4-8	2-3	3-4	1	1	2	2	2	13	2	0	0	0-20
3	Nyler Brooks	04:55	1-2	0-0	3-3	0	2	0	0	1	0	0	0	0	0-16
2	Isiah Wong	07:43	0-16	0-7	6-6	0	1	1	4	21	3	3	3	1	0-20
5	Hartford Beverly	07:15	0-8	0-0	1-2	0	3	2	2	5	0	3	1	0	0-21
23	Kameron McGusty	05:42	0-11	0-0	1-3	0	1	0	1	13	4	0	0	0	0-22
22	Deng Gak	25:04	1-6	0-0	3-3	3	1	0	0	2	0	2	0	0	0-2
15	Willie Herenton	17:03	1-1	0-0	2-1	0	3	0	0	0	0	1	1	0	0-1
10	Pigeon Changler	05:17	0-3	0-0	0-0	0	0	0	0	0	0	0	0	0	0-2
Team			1	1	2	0	0	0	0	0	0	0	0	0	0-0
Totals		20:54	9-23	10-17	7-16	23	14	19	7	13	12	2	4	1	22

Technical Fouls: Team 2 (8-2)

Florida State - 81		Record: 15-2-6-1										Shooting By Period			
NO.	Name	Min	FG	3P	FT	Rebounds	Fouls	TP	AS	TS	Blocks	ST	Blocks	ST	Shooting By Period
			M/A	M/A	M/A	OR	DR	TO	FF	PF	BB	BA	BB	BA	1st
1	Rudquan Gray	22:54	0-11	0-1	2-4	4	7	11	2	13	0	1	0	1	0-17
3	Wyatt Wilkes	19:30	2-4	2-4	0-0	1	1	1	0	6	1	1	1	0	0-24
5	Batah Koprivica	16:47	0-6	0-0	3-3	2	2	4	1	10	0	0	0	0	0-13
8	Rigquan Evans	07:50	0-0	0-0	0-0	1	1	1	0	4	0	0	0	0	0-4
20	M.J. Walker	07:12	0-16	0-0	2-2	2	2	11	0	3	1	0	0	0	0-20
4	Scottie Barnes	19:02	5-7	0-2	2-2	1	2	3	0	8	4	0	0	0	0-28
10	Mack Osborne	19:29	4-7	1-0	2-2	8	10	11	1	11	0	0	0	0	0-13
24	Sankar Calhoun	24:33	4-8	1-2	0-1	1	1	1	0	11	3	0	0	0	0-4
34	Tarun Ngom	08:42	1-1	0-0	0-1	1	2	0	0	0	0	0	0	0	0-8
11	Nathaniel Jack	12:48	1-4	0-0	2-4	0	1	0	0	2	0	0	0	0	0-8
15	Quincy Bellard	06:18	0-0	0-0	0-0	0	0	0	0	0	0	0	0	0	0-0
22	Justin Jester	08:11	0-1	0-0	0-0	1	3	0	0	0	0	0	0	0	0-2
20	Trent Light	02:17	0-0	0-0	0-0	0	0	0	0	0	0	0	0	0	0-2
30	Will Miles	02:17	1-2	0-0	0-0	0	0	0	0	2	0	0	0	0	0-2
Team			0	2	2	0	0	0	0	0	0	0	0	0	0-0
Totals		32:42	19-51	11-13	19-30	45	18	51	11	11	31	1	1	1	22

Technical Fouls: NONE

UM		FSU		Points from Turnovers		Period by Period Scoring	
Biggest Lead	9 (1st 16:02)	24 (2nd 6:30)	Turnovers	15 <th>12 <th>1st</th> <th>2nd</th> </th>	12 <th>1st</th> <th>2nd</th>	1st	2nd
Best Scoring Run	9 (1st 1:20)	16 (1st 3:07)	Points	16 <th>46 <th>46 <th>59 </th></th></th>	46 <th>46 <th>59 </th></th>	46 <th>59 </th>	59
Lead Changes	2	2	Second Chances	6	15		
Times Tied	0	0	Fast Breaks	6	11		
Time with Lead	00:24	39:59	Bench	35	46	51	

Game Notes: UM Attendance: Technical Fouls: FSU: Turnovers @ 6:52:34



Official Basketball Box Score - Final
Notre Dame at Miami
01/24/22 Watsco Center, Coral Gables
2020-21 Men's Basketball

Game Time: 8:00 PM
Game Duration: 1:42

Officials: Jamie Lucas, Chance Armstrong, Pat DeLoach

Notre Dame - 73		Record: 9-4-8-8										Shooting By Period			
NO.	Name	Min	FG	3P	FT	Rebounds	Fouls	TP	AS	TS	Blocks	ST	Blocks	ST	Shooting By Period
			M/A	M/A	M/A	OR	DR	TO	FF	PF	BB	BA	BB	BA	1st
12	Troy Sanders Jr.	14:03	0-1	0-0	0-0	1	0	1	0	0	0	0	0	0	0-3
25	Matt Zona	14:03	0-3	0-0	0-0	2	2	0	0	0	0	0	0	0	0-3
5	Coman Ryan	02:40	0-1	0-0	0-0	1	2	0	0	1	2	0	0	0	0-3
15	Nikola Djogo	02:40	1-3	1-2	0-0	0	1	1	1	5	1	1	0	0	0-8
3	Elijah Morgan	14:00	0-1	0-0	0-0	0	0	0	0	0	0	0	0	0	0-3
3	Prentiss Hubb	35:52	7-17	5-11	1-2	5	15	19	9	7	1	0	0	0	0-17
11	Janan Durston	25:38	6-10	0-0	4-6	3	2	5	2	0	1	1	0	0	0-18
14	Nate Lastunski	32:40	7-10	1-2	1-2	0	10	10	1	0	1	0	1	0	0-21
22	Drew Gooden	07:30	3-4	1-1	0-0	1	6	4	2	1	0	0	0	0	0-12
2	Trey Wertz	26:27	2-5	1-2	0-0	5	5	1	0	5	3	4	2	0	0-22
Team			0	4	4	0	0	0	0	0	0	0	0	0	0-0
Totals		28:52	10-18	5-11	8-28	37	8	13	7	15	15	8	2	3	14

Technical Fouls: NONE

Miami - 89		Record: 68-20-7										Shooting By Period	
NO.	Name	Min	FG	3P									

BOX SCORES



Official Basketball Box Score - Final
Duke at Miami
 02/01/21 Wacoal Center, Coral Gables
 2020-21 Men's Basketball

Game Time: 7:02 PM
 Game Duration: 1:56

Officials: Jeffery Anderson, Mike Stephens, Brent Hampton

NO. Name	Min	FG	3P	FT	Rebounds		Fouls	TP	AS	TO	ST	Blocks	BB	BA	+/-	Shooting By Period		
					DR	OR										FF	FP	1
0 Wendel Moore Jr.	F:35	19	11	3	3	3	6	3	18	3	2	1	0	0	0	6	47%	16%
1 Jalen Johnson	F:26	6	6	12	1	2	5	7	1	13	2	4	1	0	0	9	37%	45%
2 Matthew Hurt	F:38	7	1	6	7	0	3	3	3	1	0	1	0	0	3	24%	15%	64%
2 DJ Seward	G:33	5	13	2	2	3	3	6	13	14	0	1	0	1	0	3	41%	40%
14 Jordan Goodwin	G:35	2	10	1	4	0	2	2	4	2	0	1	0	0	2	1	33%	0%
3 Jeremy Roach	14:17	1	3	0	0	0	0	0	0	0	1	1	0	1	0	0	0%	0%
15 Mark Williams	15:42	1	1	0	0	0	0	3	2	2	1	1	4	0	2	0	0%	0%
13 Joey Baker	F:14	0	0	0	0	0	0	0	0	0	0	0	0	0	0	0	0%	0%
Team		2	1	3	0	0	0	0	0	0	0	0	0	0	0	0		
Totals	20:43	12	13	12	20	32	13	11	75	8	13	6	6	5	2			

Technical Fouls: NONE

NO. Name	Min	FG	3P	FT	Rebounds		Fouls	TP	AS	TO	ST	Blocks	BB	BA	+/-	Shooting By Period		
					DR	OR										FF	FP	1
1 Anthony Walker	F:29	6	12	5	4	0	3	3	16	2	3	1	1	1	1	4	47%	28%
2 Isaiah Wong	G:35	6	10	1	1	2	3	0	13	1	1	2	1	2	1	2	33%	0%
4 Elijah Olunloyi	G:31	4	8	1	5	1	6	3	16	3	0	2	3	0	0	0	33%	0%
5 Harford Beverly	G:20	10	4	0	0	0	0	0	0	0	2	1	2	0	0	0	50%	0%
23 Kamron McCusky	G:30	2	12	2	3	0	1	1	6	2	1	1	0	0	0	0	20%	0%
3 Nyler Brooks	25:44	2	4	0	1	0	3	1	2	2	4	0	1	0	2	1	15%	0%
22 Deng Gak	13:22	3	4	0	0	2	2	4	10	6	2	0	0	1	1	2	50%	0%
Team		3	2	5	0	0	0	0	0	0	0	0	0	0	0	0		
Totals	51:59	7	13	8	13	11	22	30	11	13	7	14	9	5	6	2		

Technical Fouls: NONE

NO. Name	Min	FG	3P	FT	Rebounds		Fouls	TP	AS	TO	ST	Blocks	BB	BA	+/-	Shooting By Period		
					DR	OR										FF	FP	1
1 Anthony Walker	F:29	6	12	5	4	0	3	3	16	2	3	1	1	1	1	4	47%	28%
2 Isaiah Wong	G:35	6	10	1	1	2	3	0	13	1	1	2	1	2	1	2	33%	0%
4 Elijah Olunloyi	G:31	4	8	1	5	1	6	3	16	3	0	2	3	0	0	0	33%	0%
5 Harford Beverly	G:20	10	4	0	0	0	0	0	0	0	2	1	2	0	0	0	50%	0%
23 Kamron McCusky	G:30	2	12	2	3	0	1	1	6	2	1	1	0	0	0	0	20%	0%
3 Nyler Brooks	25:44	2	4	0	1	0	3	1	2	2	4	0	1	0	2	1	15%	0%
22 Deng Gak	13:22	3	4	0	0	2	2	4	10	6	2	0	0	1	1	2	50%	0%
Team		3	2	5	0	0	0	0	0	0	0	0	0	0	0	0		
Totals	51:59	7	13	8	13	11	22	30	11	13	7	14	9	5	6	2		

Biggest lead	DUK		Points from Turnovers	DUK	Period by Period Scoring
	10 (11:17)	10 (11:00)			
Best Scoring Run	10 (11:17)	8 (11:00)	36	40	
Lead Changes	20		DUK	55	40
Times Tied	5		Fast Breaks	4	14
Time with Lead	11:20	23:36	Bench	4	77



Official Basketball Box Score - Final
Virginia Tech at Miami
 02/01/21 Wacoal Center, Coral Gables
 2020-21 Men's Basketball

Game Time: 12:02 PM
 Game Duration: 2:11

Officials: Ben Smith, Jerry Hester, Mark Schuch

NO. Name	Min	FG	3P	FT	Rebounds		Fouls	TP	AS	TO	ST	Blocks	BB	BA	+/-	Shooting By Period		
					DR	OR										FF	FP	1
22 Xosha Adams	F:25	5	13	0	5	1	5	4	10	5	1	1	1	0	3	28%	42%	
23 Nyler Brooks	F:35	9	14	2	3	7	9	1	4	20	3	2	0	1	15	37%	63%	
3 Wabissa Deba	G:35	2	5	1	4	0	4	2	0	5	1	1	2	0	0	0	15%	0%
4 Nahum Algren	G:35	4	6	2	3	0	2	2	2	0	1	2	0	0	0	0	15%	0%
15 Jalen Cox	G:33	6	9	0	1	0	1	0	0	0	0	0	0	0	2	0	20%	0%
10 Hunter Cabrer	32:25	4	4	0	2	1	2	1	14	11	2	0	0	0	0	0	0	0%
1 Joe Barnhill	34:33	5	10	0	1	2	4	1	1	3	0	1	0	0	0	0	0	0%
5 David N'Guessan	08:50	1	2	0	0	0	1	1	2	1	2	0	0	0	0	0	0	0%
Team		0	2	2	0	2	0	2	0	2	0	0	0	0	0	0		
Totals	30:43	6	23	12	15	5	28	31	15	12	20	7	5	2	2			

Technical Fouls: NONE

NO. Name	Min	FG	3P	FT	Rebounds		Fouls	TP	AS	TO	ST	Blocks	BB	BA	+/-	Shooting By Period		
					DR	OR										FF	FP	1
1 Anthony Walker	F:27	11	13	2	1	2	3	4	1	0	1	0	1	0	0	3	47%	37%
3 Nyler Brooks	G:36	10	14	0	3	9	12	2	2	10	1	0	1	0	1	0	27%	0%
2 Isaiah Wong	G:34	7	12	3	7	0	8	1	1	1	0	2	0	2	0	2	33%	47%
4 Elijah Olunloyi	F:19	6	11	2	5	0	4	4	4	4	2	0	2	0	0	0	0	0%
23 Kamron McCusky	G:41	2	7	1	4	1	2	1	2	8	1	0	2	0	2	0	0	0%
22 Deng Gak	09:38	1	4	0	0	1	1	0	2	0	2	0	0	1	1	0	0	0%
5 Harford Beverly	15:57	2	4	0	1	1	1	0	1	4	1	0	0	0	0	0	0	0%
Team		0	0	4	0	0	0	0	0	0	0	0	0	0	0	0		
Totals	24:58	6	20	22	28	9	28	37	12	15	23	12	5	2	2	2		

Technical Fouls: NONE

Biggest lead	VAT		Points from Turnovers	VAT	Period by Period Scoring
	12 (11:05)	12 (11:05)			
Best Scoring Run	12 (11:05)	12 (11:05)	36	40	
Lead Changes	6		Fast Breaks	2	13
Times Tied	6		Bench	27	6
Time with Lead	34:08	03:55	MA	38	46



Official Basketball Box Score - Final
Miami at North Carolina
 02/01/21 PNC Field at the Greensboro Coliseum, Greensboro, NC
 2020-21 Men's Basketball

Game Time: 6:09 PM
 Game Duration: 1:52
 Attendance: 114

Officials: Ted Valentine, Brent Hampton, Neil Porter

NO. Name	Min	FG	3P	FT	Rebounds		Fouls	TP	AS	TO	ST	Blocks	BB	BA	+/-	Shooting By Period		
					DR	OR										FF	FP	1
3 Nyler Brooks	G:25	1	2	0	5	1	0	2	3	5	0	0	0	0	0	3	15%	0%
2 Isaiah Wong	G:35	6	16	3	9	2	3	3	2	11	1	1	0	0	2	2	33%	47%
4 Elijah Olunloyi	G:39	5	13	4	0	4	1	0	11	1	1	0	0	0	3	3	33%	0%
5 Harford Beverly	G:28	1	8	0	1	1	1	1	1	3	0	2	1	1	0	0	0	0%
23 Kamron McCusky	G:36	3	14	0	5	0	6	0	1	2	3	0	0	0	0	0	0	0%
1 Anthony Walker	26:38	6	15	1	1	2	4	0	6	0	1	0	1	1	1	2	40%	22%
22 Deng Gak	02:40	0	0	0	0	0	0	0	0	0	0	0	0	0	0	0	0	0%
Team		3	1	4	0	0	0	0	0	0	0	0	0	0	0	0		
Totals	22:63	17	22	12	21	15	27	42	10	12	6	1	7	5	6	4	7	10

Technical Fouls: NONE

Biggest lead	MA		Points from Turnovers	MA	Period by Period Scoring
	5 (11:14)	10 (12:58)			
Best Scoring Run	5 (11:14)	10 (12:58)	38	38	
Lead Changes	12		Fast Breaks	4	16
Times Tied	5		Bench	14	27
Time with Lead	10:50	25:04	ND	31	40



Official Basketball Box Score - Final
Georgia Tech at Miami
 02/01/21 Wacoal Center, Coral Gables
 2020-21 Men's Basketball

Game Time: 12:02 PM
 Game Duration: 1:48

Officials: Ben Smith, Jerry Hester, Mark Schuch

BOX SCORES (ACC TOURNAMENT)



Official Basketball Box Score - Final
Miami at Pittsburgh
03/09/21 Greensboro Coliseum, Greensboro
2021 New York Life ACC Men's Basketball Tournament

Game Time: 2:00 PM
Game Duration: 1:55



Official Basketball Box Score - Final
Miami at Clemson
03/10/21 Greensboro Coliseum, Greensboro
2021 New York Life ACC Men's Basketball Tournament

Game Time: 2:00 PM
Game Duration: 1:55
Attendance: 2,820

Miami - 79 **Record: 9-16**

NO. Name	Min	FG	3P	FT	Rebounds		Fouls		TP	AS	TO	ST	Blocks	pts	+/-
					OR	DR	OR	DR							
1 Anthony Walker	F 39:05	5-14	0-1	2-2	4	5	3	2	14	4	1	1	2	8	
3 Nyler Brooks	G 32:53	4-5	0-0	4-5	3	3	0	4	12	2	3	1	0	8	
2 Isaiah Wong	G 36:46	5-13	1-4	0-10	0	2	2	2	2	6	0	1	1	0	3
4 Elijah Olajuyi	G 37:26	5-11	2-6	2-2	0	6	6	1	1	14	3	0	0	2	8
23 Kameron McCarty	G 35:02	4-12	1-7	5-7	1	3	4	2	5	14	4	1	2	0	13
22 Deng Gak	B 05:02	1-2	0-0	0-2	2	3	5	1	2	0	0	0	0	1	-4
15 Willie Herenton	10:44	1-3	1-2	0-0	0	0	0	0	0	0	0	0	0	0	-3
Team					1	3	4	0	0	0	0	0	0	0	0
Totals	20:40	5-20	2-23	11	25	30	10	19	7	17	6	7	2	8	6

Shooting By Period: 1st FG% 15.0% 42.4%, 2nd FG% 51.9% 38.5%, 3rd FG% 5.6% 63.3%, 4th FG% 11.2% 37.9%, 5th FG% 0.7% 0.0%, 6th FG% 17.2% 77.3%, 7th FG% 26.0% 43.3%, 8th FG% 5.0% 62.5%, 9th FG% 20.3% 46.9%

Technical Fouls: NONE

Dead Ball Rebounds: 1-0

Miami - 87 **Record: 10-16**

NO. Name	Min	FG	3P	FT	Rebounds		Fouls		TP	AS	TO	ST	Blocks	pts	+/-
					OR	DR	OR	DR							
1 Anthony Walker	F 34:13	6-12	2-4	2-2	4	8	3	4	12	2	5	3	1	2	8
3 Nyler Brooks	C 29:46	3-6	0-0	2-3	5	1	2	1	2	1	2	1	0	1	5
2 Isaiah Wong	G 38:56	8-14	1-4	3-3	0	6	1	1	2	6	2	1	0	1	2
4 Elijah Olajuyi	G 28:59	2-9	1-2	2-4	1	2	3	0	3	5	0	1	0	1	9
23 Kameron McCarty	G 24:43	7-15	0-0	1-1	0	1	2	2	14	4	2	0	0	1	3
22 Deng Gak	B 16:01	2-3	0-0	0-0	0	4	4	1	1	4	0	0	0	1	0
15 Willie Herenton	14:20	1-1	1-1	0-0	0	0	0	0	0	0	0	0	0	0	0
Team					1	0	0	0	0	0	0	0	0	0	0
Totals	29:54	5-13	4-5	7	19	25	11	14	6	9	13	7	3	3	3

Shooting By Period: 1st FG% 14.2% 56.7%, 2nd FG% 37.1 28.6%, 3rd FG% 23 66.7%, 4th FG% 15.2% 51.7%, 5th FG% 52.9 50.0%, 6th FG% 3.2 100%, 7th FG% 29.6 53.7%, 8th FG% 5.6 80.0%, 9th FG% 4.5 80.0%

Technical Fouls: NONE

Dead Ball Rebounds: 0-0

Pittsburgh - 73 **Record: 10-12**

NO. Name	Min	FG	3P	FT	Rebounds		Fouls		TP	AS	TO	ST	Blocks	pts	+/-
					OR	DR	OR	DR							
11 Justin Champagne	F 30:09	5-20	1-8	0-2	3	3	1	1	1	2	3	1	1	11	
12 Abdul Karim Coulibaly	F 22:38	8-11	0-0	0-0	0	0	0	0	0	1	0	1	0	0	9
24 William Jeffress	F 09:17	0-0	0-0	0-0	0	0	0	0	0	0	0	0	0	0	0
2 Fami Oduleke	G 37:25	11-16	2-3	4-8	1	5	4	4	28	5	4	1	1	0	8
22 Mike Shoride	G 39:07	9-15	5-8	1-2	0	6	3	2	0	4	4	0	1	4	
0 Ithiel Horton	01:36	4-8	2-5	0-0	1	3	1	0	10	3	1	1	0	0	0
21 Terrell Brown	10:42	0-1	0-0	0-0	0	3	3	4	0	1	1	3	0	0	0
3 Noah Collier	16:51	0-0	0-0	1-2	0	0	0	0	0	0	0	0	0	0	0
21 Chrysbuch Ekekeodu	02:32	0-0	0-0	0-0	0	0	0	0	0	0	0	0	0	0	0
Team					4	1	3	0	0	0	0	0	0	0	0
Totals	20:41	10-24	5-14	12	25	37	10	19	7	14	3	8	2	4	8

Shooting By Period: 1st FG% 16.4% 48.9%, 2nd FG% 61.4 42.9%, 3rd FG% 0.3 0.0%, 4th FG% 14.2% 39.3%, 5th FG% 41.0 40.0%, 6th FG% 5.1 65.6%, 7th FG% 29.4 47.3%, 8th FG% 10.4 47.7%, 9th FG% 5.4 35.7%

Technical Fouls: NONE

Dead Ball Rebounds: 4-1

Clemson - 64 **Record: 16-7**

NO. Name	Min	FG	3P	FT	Rebounds		Fouls		TP	AS	TO	ST	Blocks	pts	+/-
					OR	DR	OR	DR							
15 Hunter Tyson	F 30:21	5-8	4-4	0-0	6	7	3	2	18	1	0	1	0	17	2
25 Aamir Simms	F 33:46	7-13	3-5	0-0	2	6	8	2	3	17	4	1	2	0	8
0 Clyde Tring	G 30:28	4-5	2-2	0-0	1	1	2	1	0	3	4	0	0	0	13
4 Nick Horton	G 29:27	2-8	1-4	0-0	1	1	4	0	5	2	6	2	0	0	0
12 Alex Henshaw	G 25:51	2-4	1-3	0-0	1	1	0	1	5	2	1	0	0	0	4
15 John Newman III	G 20:04	0-0	0-0	0-0	0	0	0	0	0	1	0	0	0	0	
2 Almiri Dawes	23:12	2-4	0-2	2-2	2	3	1	3	6	2	4	2	0	0	0
4 Nick Horton	10:05	1-3	1-2	0-0	1	1	0	0	0	0	0	0	0	0	0
25 PJ Hall	06:14	0-0	0-0	0-1	1	0	0	0	0	0	0	0	0	0	0
3 Chase Hunter	12:39	0-2	0-1	0-2	0	0	0	0	1	2	0	0	0	0	0
10 Olivier-Marcene Prosper	01:34	0-0	0-0	0-0	0	0	0	0	0	0	0	0	0	0	0
Team					2	0	2	0	0	0	0	0	0	0	0
Totals	20:48	12-23	6-9	0	19	25	14	14	6	15	5	3	3	3	3

Shooting By Period: 1st FG% 12.0% 52.0%, 2nd FG% 21.1 10.3, 3rd FG% 9.14 44.3%, 4th FG% 10.26 41.7%, 5th FG% 5.11 45.2%, 6th FG% 8.10 80%, 7th FG% 22.47 46.8%, 8th FG% 5.16 31.3%, 9th FG% 17.36 70.8%

Technical Fouls: NONE

Dead Ball Rebounds: 1-0

Biggest lead	MIA		Points from Turnovers	MIA		Period by Period Scoring		
	1st	2nd		1st	2nd			
Best Scoring Run	7 (1st 4:04)	8 (1st 13:31)	Paint	38	28	MIA 40 39 79		
Lead Changes	13	Second Chance	11	14	Fast Breaks	19	4	
Times Tied	7	Fast Breaks	19	4	FT	35	37	73
Time with Lead	19:40	15:59	Bench	5	10			

Biggest lead	MIA		Points from Turnovers	CLE		Period by Period Scoring	
	1st	2nd		1st	2nd		
Best Scoring Run	10 (1st 2:36)	10 (1st 2:55)	Paint	40	18	MIA 32 58 67	
Lead Changes	11	Second Chance	3	5	Fast Breaks	9	4
Times Tied	5	Fast Breaks	12-34	23-25	Bench	7	11
Time with Lead	12:34	23:25					

SEASON IN REVIEW



Official Basketball Box Score - Final
Miami at Georgia Tech
03/10/21 Greensboro Coliseum, Greensboro
2021 New York Life ACC Men's Basketball Tournament

Game Time: 2:00 PM
Game Duration: 1:59
Attendance: 2,820

Officials: Roger Ayers, Clarence Ammons, Tommy Morisy

Miami - 68 **Record: 10-17**

NO. Name	Min	FG	3P	FT	Rebounds		Fouls		TP	AS	TO	ST	Blocks	pts	+/-
					OR	DR	OR	DR							
1 Anthony Walker	F 21:59	1-6	0-2	0-0	0	4	2	1	2	2	2	1	0	0	3
3 Nyler Brooks	C 36:24	6-11	0-0	7-10	2	4	6	7	19	1	1	2	1	2	2
2 Isaiah Wong	C 40:00	0-10	1-4	5-8	0	2	2	3	4	12	4	0	1	4	
4 Elijah Olajuyi	C 35:15	0-2	0-2	2-2	1	5	6	2	1	2	1	0	0	0	0
23 Kameron McCarty	C 36:52	10-16	3-7	2-3	1	6	7	3	25	1	5	2	0	0	1
15 Willie Herenton	13:07	1-1	1-1	0-0	0	0	1	0	3	1	1	0	0	0	0
22 Deng Gak	15:23	1-1	0-0	1-1	0	5	1	2	3	0	1	0	0	0	0
Team					1	0	1	0	0	0	0	0	0	0	0
Totals	22:47	5-16	1-7	24	5	26	31	12	18	6	10	18	5	3	4

Shooting By Period: 1st FG% 12.0% 52.0%, 2nd FG% 11.2% 39.3%, 3rd FG% 4.9 44.4%, 4th FG% 2.4 75%, 5th FG% 17.30 56.7%, 6th FG% 3.6 50.0%, 7th FG% 4.8 50%, 8th FG% 20.58 48.3%, 9th FG% 3.15 46.7%, 10th FG% 7.12 58.3%

Technical Fouls: NONE

Dead Ball Rebounds: 4-1

Georgia Tech - 70 **Record: 16-8**

NO. Name	Min	FG	3P	FT	Rebounds		Fouls		TP	AS	TO	ST	Blocks	pts	+/-
					OR	DR	OR	DR							
4 Jordan Usher	F 31:16	7-14	0-3	1-2	0	2	1	2	15	2	2	2	0	0	1
5 Mason Wright	F 24:56	3-9	1-1	0-0	1	5	6	5	0	7	3	0	0	1	5
12 Khadi Moore	F 33:42	3-5	0-1	0-0	2	3	5	0	6	0	0	1	0	0	0
0 Michael Devoe	C 35:45	4-8	3-4	2-4	1	2	3	2	13	7	4	2	0	1	7
10 Jose Avarado	C 35:03	5-10	1-3	2-4	0	3	2	3	13	4	2	3	0	1	7
1 Kyle Sturdivant	07:53	2-4	1-1	0-0	0	0	2	2	5	0	0	0	0	0	0
3 Sabir Farihan	13:09	3-6	1-2	2-2	0	1	1	2	9	1	0	0	0	1	2
24 Rodney Howard	18:16	1-2	0-0	1-2	0	2	0	2	0	0	0	0	0	1	5
Team					2	5	7	0	0	0	0	0	0	0	0
Totals	38:39	7-15	7-12	7	23	30	19	12	70	15	11	9	3	5	4

Shooting By Period: 1st FG% 11.2% 39.3%, 2nd FG% 4.9 44.4%, 3rd FG% 2.4 75%, 4th FG% 17.30 56.7%, 5th FG% 3.6 50.0%, 6th FG% 4.8 50%, 7th FG% 20.58 48.3%,

ACC SEASON IN REVIEW

Team	ACC Games					Overall					
	W	L	Pct.	Hm	Rd	W	L	Pct.	Hm	Rd	Nu
Virginia	13	4	.765	7-1	6-3	18	7	.720	10-1	6-3	2-3
Florida State	11	4	.733	8-0	3-4	18	7	.720	12-1	3-4	3-2
Virginia Tech	9	4	.692	6-1	3-3	15	7	.682	10-2	3-3	2-2
Georgia Tech	11	6	.647	8-1	3-5	17	9	.654	10-3	4-5	3-1
Clemson	10	6	.625	8-1	2-5	16	8	.667	11-1	2-5	3-2
North Carolina	10	6	.625	7-0	3-6	18	11	.621	11-1	3-7	4-3
Louisville	8	5	.615	4-2	4-3	13	7	.650	9-2	4-4	0-1
Syracuse	9	7	.563	7-1	2-6	18	10	.643	13-1	2-7	3-2
NC State	9	8	.529	4-4	5-4	14	11	.560	7-4	5-5	2-2
Duke	9	9	.500	6-3	3-6	13	11	.542	8-5	3-6	2-0
Notre Dame	7	11	.389	4-4	3-7	11	15	.423	6-5	4-8	1-2
Pittsburgh	6	10	.375	4-5	2-5	10	12	.455	7-6	3-5	0-1
Miami	4	15	.211	3-7	1-8	10	17	.370	7-8	1-8	2-1
Wake Forest	3	15	.167	2-6	1-9	6	16	.273	5-6	1-9	0-1
Boston College	2	11	.154	2-5	0-6	4	16	.200	3-5	0-7	1-4

2021 NCAA TOURNAMENT

Friday, March 19 (First Round)

South Region

#7 Florida d. #10 Virginia Tech 75-70 (OT)

#9 Wisconsin d. #8 North Carolina 85-62

Midwest Region

#8 Loyola Chicago d. #9 Georgia Tech 71-60

#10 Rutgers d. #7 Clemson 60-56

#11 Syracuse d. #6 San Diego State 78-62

Saturday, March 20 (First Round)

East Region

#4 Florida State d. #13 UNC Greensboro 64-54

West Region

#13 Ohio d. #4 Virginia 62-58

Sunday, March 21 (Second Round)

Midwest Region

#11 Syracuse d. #3 West Virginia 75-72

Monday, March 22 (Second Round)

East Region

#4 Florida State d. #5 Colorado 71-53

Saturday, March 27 (Round of 16)

Midwest Region

#2 Houston d. #11 Syracuse 62-46

Sunday, March 28 (Round of 16)

East Region

#1 Michigan d. #4 Florida State 76-58

2021 NATIONAL INVITATION TOURNAMENT

Thursday, March 18 (First Round)

#3 NC State d. #2 Davidson 75-61

Thursday, March 25 (Quarterfinals)

#1 Colorado State d. #3 NC State 65-61

68TH ANNUAL ACC TOURNAMENT

Greensboro Coliseum; Greensboro, N.C.

Tuesday, March 9 (First Round)

#13 Miami d. #12 Pittsburgh 79-73

#10 Duke d. #15 Boston College 86-51

#11 Notre Dame d. #14 Wake Forest 80-77

Wednesday, March 10 (Second Round)

#8 Syracuse d. #9 NC State 89-68

#13 Miami d. #5 Clemson 67-64

#10 Duke d. #7 Louisville 70-56

#6 North Carolina d. #11 Notre Dame 101-59

Thursday, March 11 (Quarterfinals)

#1 Virginia d. #8 Syracuse 72-69

#4 Georgia Tech d. #13 Miami 70-66

#6 North Carolina d. #3 Virginia Tech 81-73

#2 Florida State vs. #10 Duke Canceled

(Florida State advances)

Friday, March 12 (Semifinals)

#2 Florida State d. #6 North Carolina 69-66

#1 Virginia vs. #4 Georgia Tech Canceled

(Georgia Tech advances)

Saturday, March 13 (Championship)

#4 Georgia Tech d. #2 Florida State 80-75

ACC ALL-TOURNAMENT TEAM

First Team

Michael Devoe, Georgia Tech (MVP)

Jose Alvarado, Georgia Tech

Balsa Koprivica, Florida State

Armando Bacot, North Carolina

Buddy Boenheim, Syracuse

Second Team

Jordan Usher, Georgia Tech

Scottie Barnes, Florida State

Mark Williams, Duke

Isaiah Wong, Miami

Kameron McGusty, Miami



ACC AWARDS

2020-21 ALL-ACC TEAMS

First Team

Moses Wright, Sr., Georgia Tech, 344
 Justin Champagnie, So., Pittsburgh, 343
 Carlík Jones, R Sr., Louisville, 327
 Matthew Hurt, So., Duke, 310
 Sam Hauser, R Sr., Virginia, 281

Second Team

Keve Aluma, R Jr., Virginia Tech, 277
 Jose Alvarado, Sr., Georgia Tech, 244
 Jay Huff, R Sr., Virginia, 214
 MJ Walker, Sr., Florida State, 200
 Aamir Simms, Sr., Clemson, 176

Third Team

RaiQuan Gray, R Jr., Florida State, 167
Isaiah Wong, So., Miami, 102
 Quincy Guerrier, So., Syracuse, 55
 Prentiss Hubb, Jr., Notre Dame, 42
 Armando Bacot, So., North Carolina, 41
 Scottie Barnes, Fr., Florida State, 41

Honorable Mention

Michael Devoe, Jr., Georgia Tech, 35
 Kihei Clark, Jr., Virginia, 31
 Alan Griffin, Jr., Syracuse, 29
 David Johnson, So., Louisville, 22
 Nate Laszewski, Jr., Notre Dame, 18
 Jericole Helles, Jr., NC State, 13
 Tyrece Radford, R So., Virginia Tech, 10

All-Defensive Team

Jose Alvarado, Sr., Georgia Tech, 69
 Manny Bates, R So., NC State, 62
 Jay Huff, R Sr., Virginia, 53
 Jordan Goldwire, Sr., Duke, 43
 Moses Wright, Sr., Georgia Tech, 34

All-Freshman Team

Scottie Barnes, Florida State, 74
 DJ Steward, Duke, 67
 Day'Ron Sharpe, North Carolina, 63
 Jae'Lyn Withers (R Fr.), Louisville, 58
 Caleb Love, North Carolina, 32

INDIVIDUAL HONORS

Player of the Year

Moses Wright, Sr., Georgia Tech, 33
 Carlík Jones, R Sr., Louisville, 13
 Justin Champagnie, So., Pitt, 13
 Sam Hauser, R Sr., Virginia, 5
 Jose Alvarado, Sr., Georgia Tech, 4
 Matthew Hurt, So., Duke, 3
 Keve Aluma, R Jr., Virginia Tech, 3
 Jay Huff, R Sr., Virginia, 1

Freshman of the Year

Scottie Barnes, Florida State, 53
 Day'Ron Sharpe, North Carolina, 10
 DJ Steward, Duke, 6
 Jae'Lyn Withers (R Fr.), Louisville, 5
 Kadary Richmond, Syracuse, 1

Coach of the Year

Mike Young, Virginia Tech, 26
 Leonard Hamilton, Florida State, 24
 Josh Pastner, Georgia Tech, 16
 Tony Bennett, Virginia, 6
 Brad Brownell, Clemson, 2
 Chris Mack, Louisville, 1

Defensive Player of the Year

Jose Alvarado, Sr., Georgia Tech, 35
 Jay Huff, R Sr., Virginia, 17
 Manny Bates, R So., NC State, 13
 Jordan Goldwire, Sr., Duke, 5
 Aamir Simms, Sr., Clemson, 4
 Keve Aluma, R Jr., Virginia Tech, 1

Most Improved Player

Matthew Hurt, So., Duke, 17
Isaiah Wong, So., Miami, 13
 Moses Wright, Sr., Georgia Tech, 11
 Justin Champagnie, So., Pitt, 11
 RaiQuan Gray, R Jr., Florida State, 10
 Nate Laszewski, Jr., Notre Dame, 5
 Quincy Guerrier, So., Syracuse, 3
 Armando Bacot, So., North Carolina, 2
 Jay Huff, R Sr., Virginia, 2
 David Johnson, So., Louisville, 1

Sixth Man of the Year

Scottie Barnes, Fr., Florida State, 39
 Day'Ron Sharpe, Fr., North Carolina, 24
 Nick Honor, R So., Clemson, 6
 Jordan Goldwire, Sr., Duke, 5
 Nikola Djogo, R Sr., Notre Dame, 1

* denotes unanimous

PLAYERS OF THE WEEK

ACC Player of the Week

N30 Keve Aluma, Virginia Tech
 D7 Moses Wright, Georgia Tech
 D14 Justin Champagnie, Pittsburgh
 D21 Quincy Guerrier, Syracuse
 D28 David Johnson, Louisville
 J4 Jose Alvarado, Georgia Tech
 J11 Matthew Hurt, Duke
 J18 Justin Champagnie, Pittsburgh
 Tyrece Radford, Virginia Tech
 J25 Justin Champagnie, Pittsburgh
 F1 Keve Aluma, Virginia Tech
 F8 Sam Hauser, Virginia
 F15 RaiQuan Gray, Florida State
 F22 Matthew Hurt, Duke
 M1 Moses Wright, Georgia Tech
 M8 Moses Wright, Georgia Tech

ACC Freshman of the Week

N30 Jalen Johnson, Duke
 D7 Dre Davis, Louisville
 D14 Scottie Barnes, Florida State
 D21 DJ Steward, Duke
 D28 Shakeel Moore, NC State
 J4 Day'Ron Sharpe, North Carolina
 J11 DJ Steward, Duke
 J18 RJ Davis, North Carolina
 J25 Caleb Love, North Carolina
 F1 Jalen Johnson, Duke
 F8 Caleb Love, North Carolina
 F15 Scottie Barnes, Florida State
 F22 Kerwin Walton, North Carolina
 M1 Walker Kessler, North Carolina
 Jae'Lyn Withers (R Fr.), Louisville
 M8 Dereon Seabron (R Fr.), NC State

ACC INDIVIDUAL LEADERS

Scoring

RK	Player, Class, Team	NCAA	G	FG	3FG	FT	PTS	AVG
1.	Hurt, Matthew - DU	24	164	56	55	439	18.29	
2.	Champagnie, Justin - UP	20	134	23	69	360	18.00	
3.	Boeheim, Buddy - SU	25	161	77	45	444	17.76	
4.	Wright, Moses - GT	25	175	12	73	435	17.40	
5.	Wong, Isaiah - UM	27	155	50	102	462	17.11	
6.	Jones, Carlík - UL	19	113	18	75	319	16.79	
7.	Hauser, Sam - VA	25	147	63	43	400	16.00	
8.	Alvarado, Jose - GT	26	141	46	67	395	15.19	
9.	Aluma, Keve - VT	22	118	20	78	334	15.18	
10.	Devoe, Michael - GT	26	136	58	61	391	15.04	
11.	Hubb, Prentiss - ND	26	134	65	46	379	14.58	
12.	Heath, Jay - BC	19	103	42	28	276	14.53	
13.	Johnson, Xavier - UP	18	80	25	70	255	14.17	
14.	Guerrier, Quincy - SU	28	146	23	68	383	13.68	
15.	Simmis, Aamir - CU	24	124	22	52	322	13.42	
16.	Griffin, Alan - SU	28	132	56	52	372	13.29	
17.	Laszewski, Nate - ND	26	119	36	71	345	13.27	
18.	Steward, DJ - DU	24	113	43	43	312	13.00	
19.	Huff, Jay - VA	25	127	29	41	324	12.96	
20.	Hellems, Jericole - ST	25	119	31	54	323	12.92	

Field Goal Percentage

NCAA	G	FGM	FTA	FG%		
1.	Huff, Jay - VA	16	25	127	217	.585
2.	Hurt, Matthew - DU	38	24	164	295	.556
3.	Simmis, Aamir - CU	47	24	124	233	.532
4.	Wright, Moses - GT	49	25	175	329	.532
5.	Alvarado, Jose - GT	26	141	280	504	.504
6.	Hauser, Sam - VA	25	147	292	503	.503
7.	Guerrier, Quincy - SU	28	146	296	493	.493
8.	Aluma, Keve - VT	22	118	241	490	.490
9.	Champagnie, Justin - UP	20	134	281	477	.477
10.	Devoe, Michael - GT	26	136	298	456	.456

Free Throw Percentage

NCAA	G	FTM	FTA	FT%	
1.	Dolezaj, Marek - SU	28	87	102	.853
2.	Alvarado, Jose - GT	26	67	80	.838
3.	Jones, Carlík - UL	19	75	92	.815
4.	Wong, Isaiah - UM	27	102	127	.803
5.	Funderburk, DJ - ST	21	80	101	.792
6.	Johnson, Xavier - UP	18	70	89	.787
7.	Williamson, Daivien - WF	22	55	70	.786
8.	Radford, Tyrece - VT	18	49	64	.766
9.	Gray, RaiQuan - FS	25	71	93	.763
10.	Aluma, Keve - VT	22	78	108	.722

3-Pt Field Goal Percentage*

NCAA	G	3PM	3PA	3P%	
1.	Hauser, Sam - VA	25	63	151	.417
2.	Boeheim, Buddy - SU	25	77	201	.383
3.	Hubb, Prentiss - ND	26	65	190	.342

* minimum 2.5 3PM per game

Rebounds

NCAA	G	O-D	TOT	AVG		
1.	Champagnie, Justin - UP	8	20	67-154	221	11.05
2.	Guerrier, Quincy - SU	28	77	158	235	8.39
3.	Williamson, Samuel - UL	18	37	108	145	8.06
4.	Wright, Moses - GT	25	79	122	201	8.04
5.	Aluma, Keve - VT	22	56	118	174	7.91
6.	Bacot, Armando - NC	29	92	135	227	7.83
7.	Withers, JaeLyn - UL	20	51	102	153	7.65
8.	Sharpe, DayRon - NC	29	98	122	220	7.59
9.	Laszewski, Nate - ND	26	33	157	190	7.31
10.	Mitchell, Steffon - BC	16	32	84	116	7.25
11.	Huff, Jay - VA	25	43	134	177	7.08
12.	Brooks, Garrison - NC	28	65	129	194	6.93
13.	Hauser, Sam - VA	25	21	149	170	6.80
14.	Simmis, Aamir - CU	24	59	95	154	6.42
15.	Mutts, Justyn - VT	22	37	104	141	6.41
16.	Gray, RaiQuan - FS	25	37	123	160	6.40
17.	Hurt, Matthew - DU	24	36	113	149	6.21
18.	Felder, CJ - BC	19	26	87	113	5.95
19.	Radford, Tyrece - VT	18	35	72	107	5.94
20.	Bates, Manny - ST	20	41	90	141	5.88

Offensive Rebounds

NCAA	G	REB	AVG		
1.	Sharpe, DayRon - NC	20	29	98	3.38
2.	Champagnie, Justin - UP	21	20	67	3.35
3.	Bacot, Armando - NC	35	29	92	3.17
4.	Wright, Moses - GT	36	25	79	3.16
5.	Guerrier, Quincy - SU	28	77	275	2.75
6.	Withers, JaeLyn - UL	20	51	102	2.55
7.	Aluma, Keve - VT	22	56	118	2.55
8.	Simmis, Aamir - CU	24	59	154	2.46
9.	Brooks, Nysier - UM	27	64	237	2.37
10.	Oguma, Ody - VT	20	47	107	2.35

Defensive Rebounds

NCAA	G	REB	AVG		
1.	Champagnie, Justin - UP	10	20	154	7.70
2.	Laszewski, Nate - ND	26	157	157	6.04
3.	Williamson, Samuel - UL	18	108	108	6.00
4.	Hauser, Sam - VA	25	149	149	5.96
5.	Guerrier, Quincy - SU	28	158	158	5.64
6.	Aluma, Keve - VT	22	118	118	5.36
7.	Huff, Jay - VA	25	134	134	5.36
8.	Mitchell, Steffon - BC	16	84	84	5.25
9.	Withers, JaeLyn - UL	20	102	102	5.10
10.	Gray, RaiQuan - FS	25	123	123	4.92

Assists

NCAA	G	AST	AVG		
1.	Hubb, Prentiss - ND	14	26	152	5.85
2.	Johnson, Xavier - UP	17	18	103	5.72
3.	Clark, Kihei - VA	25	113	113	4.52
4.	Jones, Carlík - UL	19	85	85	4.47
5.	Barnes, Scottie - FS	24	98	98	4.08
6.	Alvarado, Jose - GT	26	106	106	4.08
7.	Goldwire, Jordan - DU	24	96	96	4.00
8.	Love, Caleb - NC	29	104	104	3.59
9.	Girard III, Joseph - SU	28	98	98	3.50
10.	Devoe, Michael - GT	26	87	87	3.35

Steals

NCAA	G	STL	AVG		
1.	Alvarado, Jose - GT	2	26	74	2.85
2.	Goldwire, Jordan - DU	14	24	54	2.25
3.	Ashton-Langford, Makai - BC	15	26	173	1.73
4.	Richmond, Kadary - SU	28	46	164	1.64
5.	Usher, Jordan - GT	26	42	162	1.62
6.	Wright, Moses - GT	25	37	148	1.48
7.	Barnes, Scottie - FS	24	35	146	1.46
8.	Polite, Anthony - FS	21	30	143	1.43
9.	Moore, Shakeel - ST	25	35	140	1.40
10.	Girard III, Joseph - SU	28	39	139	1.39

Blocked Shots

NCAA	G	BLK	AVG		
1.	Bates, Manny - ST	11	24	64	2.67
2.	Huff, Jay - VA	12	25	66	2.64
3.	Felder, CJ - BC	26	19	41	2.16
4.	Durham, Juwan - ND	40	26	49	1.88
5.	Griffin, Alan - SU	28	46	164	1.64
6.	Wright, Moses - GT	25	41	164	1.64
7.	Williams, Mark - DU	23	32	139	1.39
8.	Koprivica, Balsa - FS	24	33	138	1.38
9.	Aluma, Keve - VT	22	29	132	1.32
10.	Champagnie, Justin - UP	20	25	125	1.25

3-Pt Field Goals

NCAA	G	3PM	AVG		
1.	Boeheim, Buddy - SU	22	25	77	3.08
2.	Hauser, Sam - VA	25	63	252	2.52
3.	Hubb, Prentiss - ND	26	65	250	2.50
4.	Hurt, Matthew - DU	24	56	233	2.33
5.	Devoe, Michael - GT	26	58	223	2.23
6.	Heath, Jay - BC	19	42	221	2.21
7.	Murphy III, Trey - VA	25	52	208	2.08
8.	Walton, Kerwin - NC	29	58	200	2.00
9.	Griffin, Alan - SU	28	56	200	2.00
10.	Kelly, Rich - BC	16	32	200	2.00

Assist/Turnover Ratio

NCAA	G	AST-TO	RATIO		
1.	Goldwire, Jordan - DU	21	24	96-34	2.82
2.	Beekman, Reece - VA	30	25	75-29	2.59
3.	Bede, Wabissa - VT	48	22	69-30	2.30
4.	Jones, Carlík - UL	19	85	39	2.13
5.	Clark, Kihei - VA	25	113	53	2.18
6.	Alvarado, Jose - GT	26	106	53	2.00
7.	Richmond, Kadary - SU	28	86	44	1.95
8.	Ashton-Langford, Makai - BC	15	48	25	1.92
9.	Dolezaj, Marek - SU	28	92	48	1.92
10.	Hubb, Prentiss - ND	26	152	83	1.83

Minutes

NCAA	G	MIN	AVG		
1.	Jones, Carlík - UL	10	19	713	37.55
2.	Alvarado, Jose - GT	18	26	965	37.10
3.	Hubb, Prentiss - ND	21	26	963	37.02
4.	Boeheim, Buddy - SU	32	25	906	36.23
5.	Wong, Isaiah - UM	27	958	35.47	
6.	Wright, Moses - GT	25	883	35.34	
7.	Johnson, David - UL	19	667	35.11	
8.	Dolezaj, Marek - SU	28	980	35.01	
9.	Devoe, Michael - GT	26	903	34.74	
10.	Champagnie, Justin - UP	20	687	34.34	

To be ranked, a player must have competed in 75% of his team's games. For all categories, "NCAA" denotes a player's position in the national rankings, only if inside the top 50.



ACC TEAM STATISTICS

Scoring Offense	NCAA	G	W-L	PTS	AVG
1. Florida State	46	25	18-7	1929	77.16
2. Duke		24	13-11	1824	76.00
3. North Carolina		29	18-11	2181	75.21
4. Georgia Tech		26	17-9	1948	74.92
5. Syracuse		28	18-10	2095	74.82
6. NC State		25	14-11	1820	72.80
7. Notre Dame		26	11-15	1890	72.69
8. Virginia Tech		22	15-7	1585	72.05
9. Boston College		20	4-16	1427	71.35
10. Pitt		22	10-12	1566	71.18
11. Virginia		25	18-7	1705	68.20
12. Louisville		20	13-7	1359	67.95
13. Miami	27	10-17	1794	66.44	
14. Wake Forest		22	6-16	1458	66.27
15. Clemson		24	16-8	1558	64.92

Scoring Defense	NCAA	G	PTS	AVG
1. Virginia	6	25	1513	60.52
2. Clemson	12	24	1486	61.92
3. Virginia Tech		22	1451	65.95
4. Louisville		20	1330	66.50
5. Florida State		25	1730	69.20
6. NC State		25	1742	69.68
7. North Carolina		29	2028	69.93
8. Georgia Tech		26	1821	70.04
9. Pitt		22	1543	70.14
10. Syracuse		28	1964	70.14
11. Miami	27	1916	70.96	
12. Duke		24	1711	71.29
13. Wake Forest		22	1583	71.95
14. Notre Dame		26	1933	74.35
15. Boston College		20	1590	79.50

Scoring Margin	NCAA	G	OFF	DEF	MAR.
1. Florida State	47	25	77.16	69.20	+7.96
2. Virginia	50	25	68.20	60.52	+7.68
3. Virginia Tech		22	72.05	65.95	+6.09
4. North Carolina		29	75.21	69.93	+5.28
5. Georgia Tech		26	74.92	70.04	+4.88
6. Duke		24	76.00	71.29	+4.71
7. Syracuse		28	74.82	70.14	+4.68
8. NC State		25	72.80	69.68	+3.12
9. Clemson		24	64.92	61.92	+3.00
10. Louisville		20	67.95	66.50	+1.45
11. Pitt		22	71.18	70.14	+1.05
12. Notre Dame		26	72.69	74.35	-1.65
13. Miami	27	66.44	70.96	-4.52	
14. Wake Forest		22	66.27	71.95	-5.68
15. Boston College		20	71.35	79.50	-8.15

Field Goal Pct.	NCAA	G	FGM	FGA	FG%
1. Georgia Tech	27	26	722	1513	.477
2. Virginia	32	25	629	1326	.474
3. Florida State	33	25	693	1461	.474
4. NC State	42	25	671	1425	.471
5. Duke	49	24	692	1479	.468
6. Notre Dame		26	679	1479	.459
7. Virginia Tech		22	558	1240	.450
8. Syracuse		28	743	1682	.442
9. North Carolina		29	801	1826	.439
10. Pitt		22	554	1283	.432
11. Louisville		20	494	1146	.431
12. Clemson		24	562	1323	.425
13. Miami	27	647	1524	.425	
14. Boston College		20	500	1186	.422
15. Wake Forest		22	501	1222	.410

Free Throw Pct.	NCAA	G	FTM	FTA	FT%
1. Virginia	3	25	235	288	.816
2. Syracuse	16	28	372	476	.782
3. Notre Dame	25	26	296	383	.773
4. Clemson	28	24	236	307	.769
5. Florida State		25	351	474	.741
6. Wake Forest		22	261	359	.727
7. Georgia Tech		26	312	430	.726
8. Louisville		20	264	368	.717
9. NC State		25	311	443	.702
10. Boston College		20	247	352	.702
11. Miami	27	350	500	.700	
12. Virginia Tech		22	289	414	.698
13. Duke		24	239	346	.691
14. North Carolina		29	417	624	.668
15. Pitt		22	314	473	.664

3-Point FG Pct.	NCAA	G	3PM	3PA	3P%
1. Florida State	23	25	192	510	.376
2. Virginia	28	25	212	566	.375
3. Notre Dame	46	26	236	642	.368
4. NC State		25	167	464	.360
5. Virginia Tech		22	180	508	.354
6. Duke		24	201	571	.352
7. Syracuse		28	237	679	.349
8. Georgia Tech		26	192	551	.348
9. Wake Forest		22	195	562	.347
10. Clemson		24	198	574	.345
11. Pitt		22	144	426	.338
12. Boston College		20	180	546	.330
13. North Carolina		29	162	509	.318
14. Louisville		20	107	347	.308
15. Miami	27	150	508	.295	

3-Point Field Goals	NCAA	G	3PM	AVG
1. Notre Dame	34	26	236	9.08
2. Boston College	39	20	180	9.00
3. Wake Forest	44	22	195	8.86
4. Virginia		25	212	8.48
5. Syracuse		28	237	8.46
6. Duke		24	201	8.38
7. Clemson		24	198	8.25
8. Virginia Tech		22	180	8.18
9. Florida State		25	192	7.68
10. Georgia Tech		26	192	7.38
11. NC State		25	167	6.68
12. Pitt		22	144	6.55
13. North Carolina		29	162	5.59
14. Miami	27	150	5.56	
15. Louisville		20	107	5.35

FG Pct. Defense	NCAA	G	FGM	FGA	FG%
1. Florida State	17	25	582	1465	.397
2. Syracuse	47	28	707	1724	.410
3. Virginia		25	550	1322	.416
4. Clemson		24	529	1265	.418
5. Louisville		20	482	1141	.422
6. North Carolina		29	735	1734	.424
7. Virginia Tech		22	513	1210	.424
8. Pitt		22	543	1249	.435
9. Notre Dame		26	737	1665	.443
10. Miami	27	722	1610	.448	
11. NC State		25	640	1415	.452
12. Duke		24	623	1368	.455
13. Georgia Tech		26	668	1455	.459
14. Wake Forest		22	569	1213	.469
15. Boston College		20	593	1208	.491

SEASON IN REVIEW



ACC TEAM STATISTICS

3-Pt. FG% Defense	NCAA	G	3PM	3PA	3P%	Assists	NCAA	G	AST	AVG
1. Louisville	27	20	141	463	.305	1. Duke	20	24	390	16.25
2. Syracuse		28	242	762	.318	2. Georgia Tech	34	26	412	15.85
3. Pitt		22	163	505	.323	3. North Carolina	49	29	443	15.28
4. Florida State		25	188	579	.325	4. Syracuse		28	419	14.96
5. Virginia Tech		22	156	471	.331	5. Notre Dame		26	387	14.88
6. Clemson		24	173	518	.334	6. Pitt		22	321	14.59
7. Virginia		25	168	496	.339	7. Florida State		25	363	14.52
8. NC State		25	170	497	.342	8. Virginia Tech		22	313	14.23
9. North Carolina		29	233	665	.350	9. Virginia		25	345	13.80
10. Boston College		20	154	435	.354	10. Clemson		24	319	13.29
11. Duke		24	157	441	.356	11. NC State		25	328	13.12
12. Notre Dame		26	219	598	.366	12. Boston College		20	230	11.50
13. Georgia Tech		26	189	513	.368	13. Wake Forest		22	252	11.45
14. Wake Forest		22	167	442	.378	14. Miami	27	305	11.30	
15. Miami	27	248	656	.378	15. Louisville		20	221	11.05	

Rebounds	NCAA	G	REB	AVG	Blocked Shots	NCAA	G	BLK	AVG
1. North Carolina	3	29	1243	42.86	1. Florida State	11	25	127	5.08
2. Pitt	46	22	843	38.32	2. Syracuse	12	28	141	5.04
3. Louisville	50	20	764	38.20	3. North Carolina	22	29	137	4.72
4. Florida State		25	918	36.72	4. Duke	34	24	109	4.54
5. Duke		24	851	35.46	5. Virginia	39	25	111	4.44
6. Syracuse		28	990	35.36	6. NC State		25	106	4.24
7. Miami	27	944	34.96		7. Notre Dame		26	102	3.92
8. Virginia Tech		22	760	34.55	8. Virginia Tech		22	85	3.86
9. Notre Dame		26	868	33.38	9. Miami	27	104	3.85	
10. Boston College		20	666	33.30	10. Boston College		20	77	3.85
11. Wake Forest		22	718	32.64	11. Pitt		22	83	3.77
12. Clemson		24	783	32.63	12. Georgia Tech		26	90	3.46
13. NC State		25	812	32.48	13. Clemson		24	69	2.88
14. Virginia		25	791	31.64	14. Wake Forest		22	48	2.18
15. Georgia Tech		26	787	30.27	15. Louisville		20	37	1.85

Off. Rebounds	NCAA	G	REB	AVG	Steals	NCAA	G	STL	AVG
1. North Carolina	1	29	457	15.76	1. Georgia Tech	8	26	236	9.08
2. Pitt	22	22	279	12.68	2. Duke	26	24	197	8.21
3. Duke		24	272	11.33	3. Syracuse	34	28	227	8.11
4. Louisville		20	225	11.25	4. NC State	36	25	202	8.08
5. Florida State		25	277	11.08	5. Florida State		25	182	7.28
6. Syracuse		28	288	10.29	6. Boston College		20	143	7.15
7. NC State		25	245	9.80	7. North Carolina		29	204	7.03
8. Miami	27	256	9.48		8. Miami	27	179	6.63	
9. Boston College		20	188	9.40	9. Wake Forest		22	136	6.18
10. Virginia Tech		22	204	9.27	10. Clemson		24	146	6.08
11. Wake Forest		22	198	9.00	11. Pitt		22	133	6.05
12. Clemson		24	208	8.67	12. Virginia		25	123	4.92
13. Georgia Tech		26	205	7.88	13. Virginia Tech		22	106	4.82
14. Notre Dame		26	187	7.19	14. Louisville		20	96	4.80
15. Virginia		25	163	6.52	15. Notre Dame		26	111	4.27

Def. Rebounds	NCAA	G	REB	AVG	Turnover Margin	NCAA	G	OWN	OPP	MAR.
1. North Carolina		29	786	27.10	1. Georgia Tech	9	26	290 (11.15)	409 (15.73)	+4.58
2. Louisville		20	539	26.95	2. Syracuse	40	28	317 (11.32)	391 (13.96)	+2.64
3. Notre Dame		26	681	26.19	3. NC State		25	321 (12.84)	371 (14.84)	+2.00
4. Florida State		25	641	25.64	4. Clemson		24	303 (12.63)	337 (14.04)	+1.42
5. Pitt		22	564	25.64	5. Duke		24	307 (12.79)	332 (13.83)	+1.04
6. Miami	27	688	25.48		6. Virginia Tech		22	255 (11.59)	266 (12.09)	+0.50
7. Virginia Tech		22	556	25.27	7. Virginia		25	229 (9.16)	233 (9.32)	+0.16
8. Virginia		25	628	25.12	8. Miami	27	340 (12.59)	331 (12.26)	-0.33	
9. Syracuse		28	702	25.07	9. Boston College		20	275 (13.75)	267 (13.35)	-0.40
10. Duke		24	579	24.13	9. Louisville		20	229 (11.45)	221 (11.05)	-0.40
11. Clemson		24	575	23.96	11. Florida State		25	360 (14.40)	344 (13.76)	-0.64
12. Boston College		20	478	23.90	12. Pitt		22	278 (12.64)	263 (11.95)	-0.68
13. Wake Forest		22	520	23.64	13. North Carolina		29	424 (14.62)	396 (13.66)	-0.97
14. NC State		25	567	22.68	14. Wake Forest		22	300 (13.64)	269 (12.23)	-1.41
15. Georgia Tech		26	582	22.38	15. Notre Dame		26	275 (10.58)	225 (8.65)	-1.92

SEASON IN REVIEW



ACC TEAM STATISTICS

Assist/TO Ratio	NCAA	G	AST	TO	RAT.
1. Virginia	8	25	345 (13.80)	229 (9.16)	+1.51
2. Georgia Tech	17	26	412 (15.85)	290 (11.15)	+1.42
3. Notre Dame	19	26	387 (14.88)	275 (10.58)	+1.41
4. Syracuse	28	28	419 (14.96)	317 (11.32)	+1.32
5. Duke	40	24	390 (16.25)	307 (12.79)	+1.27
6. Virginia Tech		22	313 (14.23)	255 (11.59)	+1.23
7. Pitt		22	321 (14.59)	278 (12.64)	+1.15
8. Clemson		24	319 (13.29)	303 (12.63)	+1.05
9. North Carolina		29	443 (15.28)	424 (14.62)	+1.04
10. NC State		25	328 (13.12)	321 (12.84)	+1.02
11. Florida State		25	363 (14.52)	360 (14.40)	+1.01
12. Louisville		20	221 (11.05)	229 (11.45)	+0.97
13. Miami		27	305 (11.30)	340 (12.59)	+0.90
14. Wake Forest		22	252 (11.45)	300 (13.64)	+0.84
15. Boston College		20	230 (11.50)	275 (13.75)	+0.84

Reb. Margin	NCAA	G	OWN	OPP	MAR.
1. North Carolina	1	29	1243 (42.86)	942 (32.48)	+10.38
2. Pitt	35	22	843 (38.32)	729 (33.14)	+5.18
3. Louisville	46	20	764 (38.20)	669 (33.45)	+4.75
4. Florida State		25	918 (36.72)	826 (33.04)	+3.68
5. Virginia Tech		22	760 (34.55)	708 (32.18)	+2.36
6. Virginia		25	791 (31.64)	737 (29.48)	+2.16
7. Duke		24	851 (35.46)	809 (33.71)	+1.75
8. Miami		27	944 (34.96)	936 (34.67)	+0.30
9. Clemson		24	783 (32.63)	787 (32.79)	-0.17
10. NC State		25	812 (32.48)	841 (33.64)	-1.16
11. Wake Forest		22	718 (32.64)	749 (34.05)	-1.41
12. Syracuse		28	990 (35.36)	1060 (37.86)	-2.50
13. Notre Dame		26	868 (33.38)	953 (36.65)	-3.27
14. Boston College		20	666 (33.30)	742 (37.10)	-3.80
15. Georgia Tech		26	787 (30.27)	890 (34.23)	-3.96

Def. Rebound Pct.	G	D-REB	OPP OR	D-REB%
1. Virginia	25	628	183	.774
2. Virginia Tech	22	556	179	.756
3. Wake Forest	22	520	181	.742
4. Louisville	20	539	191	.738
5. Pitt	22	564	200	.738
6. Miami	27	688	245	.737
7. North Carolina	29	786	282	.736
8. Clemson	24	575	212	.731
9. Boston College	20	478	192	.713
10. Duke	24	579	237	.710
11. Notre Dame	26	681	289	.702
12. Georgia Tech	26	582	254	.696
13. Florida State	25	641	297	.683
14. NC State	25	567	263	.683
15. Syracuse	28	702	362	.660

Off. Rebound Pct.	G	O-REB	OPP DR	O-REB%
1. North Carolina	29	457	660	.409
2. Pitt	22	279	529	.345
3. Florida State	25	277	529	.344
4. Duke	24	272	572	.322
5. Louisville	20	225	478	.320
6. NC State	25	245	578	.298
7. Syracuse	28	288	698	.292
8. Virginia Tech	22	204	529	.292
9. Miami	27	256	691	.270
10. Clemson	24	208	575	.266
11. Wake Forest	22	198	568	.258
12. Boston College	20	188	550	.255
13. Georgia Tech	26	205	636	.244
14. Virginia	25	163	554	.227
15. Notre Dame	26	187	664	.220

"NCAA" denotes a team's position in the national rankings, only if inside the top 50.

SEASON IN REVIEW





HISTORY

Year-by-Year Coaching Records.....	120-121
NCAA Tournament History.....	122
NCAA Tournament Teams	123-127
NIT History	128
NIT Teams.....	129-134
ACC Tournament History	135-136
BIG EAST Tournament History.....	137
NBA & ABA Drafts.....	138
Canes in the NBA.....	139-140
All-Americans	141
Honors	142-144
All-Time vs. AP Ranked Opponents	145
Miami vs. Ranked Opponents.....	146-148
Miami in the Polls.....	149
Ranked Matchups	149
Miami as an AP Top-25 Team	150-151
All-Time Letter Winners	152-153
UM Sports Hall of Fame Inductees.....	154
Team Captains	154
1984-85 Practice Team	154
Miami Basketball History.....	155-163

21 22

MEDIA GUIDE



YEAR-BY-YEAR COACHING RECORDS - 1926-71

Season	Coach	Overall	Pct.	Pts UM	Scored Opp	Postseason Record
1926-27 *	Art Webb	7-1	.875	348	170	
1927-28	Art Webb	8-4	.667	406	310	
1928-29	Tom McCann	13-6	.684	670	419	
1929-30	No team					
1930-31	Art Webb	3-7	.300	252	331	
1931-32 #	Tom McCann	17-1	.944	816	456	
1932-38	No team					
1938-39	Hart Morris	4-6	.400	372	422	
1939-40	Hart Morris	8-12	.400	716	824	
1940-41	Hart Morris	10-6	.625	707	654	
1941-42	Hart Morris	9-7	.563	628	570	
1942-45	No team (World War II)					
1945-46	W.H. Steers	8-5	.615	560	568	
1946-47	Hart Morris	20-7	.769	1,400	1,192	
1947-48	Hart Morris	11-7	.611	997	902	
1948-49 ^	Hart Morris	19-8	.704	1,633	1,515	
1949-50	Hart Morris	14-9	.609	1,446	1,393	
1950-51	Hart Morris	10-12	.455	1,487	1,520	
1951-52	Hart Morris	14-8	.636	1,687	1,438	
1952-53	Dave Wike	9-12	.429	1,503	1,502	
1953-54	Dave Wike	5-10	.333	1,015	1,161	
1954-55	Bruce Hale	9-11	.450	1,555	1,544	
1955-56	Bruce Hale	14-12	.539	2,170	2,115	
1956-57	Bruce Hale	13-13	.500	2,029	2,167	
1957-58	Bruce Hale	14-8	.636	1,741	1,641	
1958-59	Bruce Hale	18-7	.720	2,190	2,029	
1959-60	Bruce Hale	23-4	.852	2,427	2,192	NCAA 0-1
1960-61	Bruce Hale	20-7	.741	2,230	2,036	NIT 0-1
1961-62	Bruce Hale	14-12	.539	2,069	2,045	
1962-63	Bruce Hale	23-5	.821	2,509	2,201	NIT 1-1
1963-64	Bruce Hale	20-7	.741	2,575	2,352	NIT 0-1
1964-65	Bruce Hale	22-4	.846	2,558	2,190	
1965-66	Bruce Hale	15-11	.577	2,271	2,208	
1966-67	Bruce Hale	15-11	.577	2,126	2,091	
1967-68	Ron Godfrey	17-11	.607	2,368	2,419	
1968-69	Ron Godfrey	14-10	.583	1,985	2,048	
1969-70	Ron Godfrey	9-17	.346	2,293	2,521	
1970-71	Ron Godfrey	7-19	.269	2,143	2,373	

1971-85

No team

* Played only freshman opponents in first season

Played no senior colleges

^ First year at Division I level (T-No. 21 in victories and T-No. 22 in winning percentage all-time for a program in its first DI season)

NOTE: Miami's 183 victories from 1959-60 to 1960-69 placed No. 17 in the nation during the decade of the 1960s

YEAR-BY-YEAR COACHING RECORDS - 1985-PRESENT

Season	Coach	Overall	Pct.	Pts	Pts	Conference			Postseason Record	
				UM	Opp	Conf.	Record	Finish [^]		Tourn.
1985-86	Bill Foster	14-14	.500	2,006	2,131					
1986-87	Bill Foster	15-16	.491	2,332	2,335					
1987-88	Bill Foster	17-14	.548	2,453	2,400					
1988-89	Bill Foster	19-12	.613	2,809	2,778					
1989-90	Bill Foster	13-15	.464	2,014	2,132					
1990-91	Leonard Hamilton	9-19	.321	2,027	2,078					
1991-92	Leonard Hamilton	8-24	.250	1,941	2,160	BE	1-17	10 / 10	1-1	
1992-93	Leonard Hamilton	10-17	.370	1,929	2,004	BE	7-11	9 / 9	0-1	
1993-94	Leonard Hamilton	7-20	.259	1,690	1,909	BE	0-18	10 / 10	0-1	
1994-95	Leonard Hamilton	15-13	.536	1,831	1,888	BE	9-9	5 / 5	0-1	NIT 0-1
1995-96	Leonard Hamilton	15-13	.536	1,883	1,873	BE	8-10	7 / 7	1-1	
1996-97	Leonard Hamilton	16-13	.552	1,887	1,821	BE	9-9	7 / 7	1-1	NIT 0-1
1997-98	Leonard Hamilton	18-10	.642	1,962	1,836	BE	11-7	4 / 4	0-1	NCAA 0-1
1998-99	Leonard Hamilton	23-7	.767	2,178	1,950	BE	15-3	2 / 2	1-1	NCAA 1-1
1999-00	Leonard Hamilton	23-11	.676	2,346	2,127	BE	13-3	1 / 2	1-1	NCAA 2-1
2000-01	Perry Clark	16-13	.552	2,039	1,963	BE	8-8	6 / East 4	0-1	NIT 0-1
2001-02	Perry Clark	24-8	.750	2,395	2,156	BE	10-6	3 / East 2	1-1	NCAA 0-1
2002-03	Perry Clark	11-17	.393	1,956	1,924	BE	4-12	1 / 2 / East 6	0-1	
2003-04	Perry Clark	14-16	.467	2,148	2,067	BE	4-12	13		DNP
2004-05	Frank Haith	16-13	.551	2,071	2,020	ACC	7-9	6 / 6	0-1	NIT 0-1
2005-06	Frank Haith	18-16	.529	2,308	2,213	ACC	7-9	7 / 8	1-1	NIT 2-1
2006-07	Frank Haith	12-20	.375	2,279	2,332	ACC	4-12	12 / 12	1-1	
2007-08	Frank Haith	23-11	.676	2,542	2,309	ACC	8-8	5 / 5	1-1	NCAA 1-1
2008-09	Frank Haith	19-13	.594	2,325	2,123	ACC	7-9	7 / 9	0-1	NIT 1-1
2009-10	Frank Haith	20-13	.606	2,390	2,136	ACC	4-12	12 / 12	2-1	
2010-11	Frank Haith	21-15	.583	2,579	2,433	ACC	6-10	9 / 9	1-1	NIT 2-1
2011-12	Jim Larrañaga	20-13	.606	2,332	2,181	ACC	9-7	4 / 6	1-1	NIT 1-1
2012-13	Jim Larrañaga	29-7	.806	2,509	2,181	ACC	15-3	1 / 1	3-0	NCAA 2-1
2013-14	Jim Larrañaga	17-16	.515	2,209	1,964	ACC	7-11	10 / 10	1-1	
2014-15	Jim Larrañaga	25-13	.658	2,592	2,404	ACC	10-8	6 / 6	1-1	NIT 4-1
2015-16	Jim Larrañaga	27-8	.771	2,633	2,359	ACC	13-5	2 / 3	1-1	NCAA 2-1
2016-17	Jim Larrañaga	21-12	.636	2,278	2,116	ACC	10-8	7 / 9	1-1	NCAA 0-1
2017-18	Jim Larrañaga	22-10	.686	2,361	2,173	ACC	11-7	3 / 3	0-1	NCAA 0-1
2018-19	Jim Larrañaga	14-18	.438	2,297	2,275	ACC	5-13	1 / 1 / 12	1-1	
2019-20	Jim Larrañaga	15-16	.484	2,207	2,270	ACC	7-13	1 / 0 / 9	0-1	canceled
2020-21	Jim Larrañaga	10-17	.370	1,794	1,916	ACC	4-15	13 / 13	2-1	
Totals	71 years	1,072-800	.573	135,762	128,456					NIT 11-12 / NCAA 8-10

[^] Overall Finish / Conference Tournament Seed

Coach, Seasons	Years	Won	Lost	Pct.	Coach, Seasons	Win Pct.
Art Webb, 3 seasons	1926-28, 1930-31	18	12	.600	Tom McCann, 2	.811
Tom McCann, 2 seasons	1928-29, 1931-32	30	7	.811	Bruce Hale, 13	.663
Hart Morris, 10 seasons	1938-42, 1946-52	119	82	.592	W.H. Steers, 1	.615
W.H. Steers, 1 season	1945-46	8	5	.615	Jim Larrañaga, 10	.606
Dave Wike, 2 seasons	1952-54	14	22	.389	Art Webb, 3	.600
Bruce Hale, 13 seasons	1954-67	220	112	.663	Hart Morris, 10	.592
Ron Godfrey, 4 seasons	1967-71	47	57	.452	Frank Haith, 7	.561
Bill Foster, 5 seasons	1985-90	78	71	.523	Perry Clark, 4	.546
Leonard Hamilton, 10 seasons	1990-2000	144	147	.495	Bill Foster, 5	.523
Perry Clark, 4 seasons	2000-04	65	54	.546	Leonard Hamilton, 10	.495
Frank Haith, 7 seasons	2004-11	129	101	.561	Ron Godfrey, 4	.452
Jim Larrañaga, 10 seasons	2011-present	200	130	.643	Dave Wike, 2	.389
Totals, 71 Seasons	1926-present	1,072	800	.573		



NCAA TOURNAMENT HISTORY

NCAA Tournament Results (10 appearances, 8-10 record)

1959-60* Midwest Region (First Round)

3/8/60 vs. *Western Kentucky L 107-84 Lexington, Ky.

*No team seeds in 1959-60

1997-98 No. 11 seed — South Region (First Round)

3/13/98 vs. No. 6 UCLA L 65-62 Atlanta, Ga.

1998-99 No. 2 seed — East Region (Second Round)

3/12/99 vs. No. 15 Lafayette W 75-54 Boston, Mass.

3/14/99 vs. No. 10 Purdue L 73-63 Boston, Mass.

1999-2000 No. 6 seed — South Region (Sweet 16)

3/17/00 vs. No. 11 Arkansas W 75-71 Nashville, Tenn.

3/19/00 vs. No. 3 Ohio State W 75-62 Nashville, Tenn.

3/24/00 vs. No. 7 Tulsa L 80-71 Austin, Texas

2001-02 No. 5 seed — West Region (First Round)

3/14/02 vs. No. 12 Missouri L 93-80 Albuquerque, N.M.

2007-08 No. 7 seed — South Region (Second Round)

3/21/08 vs. No. 10 Saint Mary's (Calif.) W 78-64 Little Rock, Ark.

3/23/08 vs. No. 2 Texas L 75-72 Little Rock, Ark.

2012-13 No. 2 seed — East Region (Sweet 16)

3/22/13 vs. No. 15 Pacific W 78-49 Austin, Texas

3/24/13 vs. No. 7 Illinois W 63-59 Austin, Texas

3/28/13 vs. No. 3 Marquette L 71-61 Washington, D.C.

2015-16 No. 3 seed — South Region (Sweet 16)

3/17/16 vs. No. 14 Buffalo W 79-72 Providence, R.I.

3/19/16 vs. No. 11 Wichita State W 65-57 Providence, R.I.

3/24/16 vs. No. 2 Villanova L 92-69 Louisville, Ky.

2016-17 No. 8 seed — Midwest Region (First Round)

3/17/17 vs. No. 9 Michigan State L 78-58 Tulsa, Okla.

2017-18 No. 6 seed — South Region (First Round)

3/15/18 vs. No. 11 Loyola Chicago L 64-62 Dallas, Texas

NCAA Tournament

NCAA Appearances: 10

Overall Record: 8-10

Sweet 16 Appearances: 3

By Round	W	L	Pct.	First	Last
First Round	5	4	.556	1998	2018
Second Round	3	2	.600	1999	2016
Sweet 16	0	3	.000	2000	2016

Record

By Opponent	W	L
Arkansas	1	0
Buffalo	1	0
Illinois	1	0
Lafayette	1	0
Loyola Chicago	0	1
Marquette	0	1
Michigan State	0	1
Missouri	0	1
Ohio State	1	0
Pacific	1	0
Purdue	0	1
St. Mary's (Calif.)	1	0
Texas	0	1
Tulsa	0	1
UCLA	0	1
Villanova	0	1
Western Kentucky	0	1
Wichita State	1	0

By Opponent Conf.	W	L
Big 12	0	2
BIG EAST	0	2
Big Ten	2	2
Big West	1	0
MAC	1	0
Missouri Valley	1	1
Ohio Valley	0	1
PAC-10	0	1
Patriot	1	0
SEC	1	0
WAC	0	1
West Coast	1	0

By Miami's Seed	W	L
No. 2	3	2
No. 3	2	1
No. 5	0	1
No. 6	2	2
No. 7	1	1
No. 8	0	1
No. 11	0	1

By Opponent Seed	W	L
No. 2	0	2
No. 3	1	1
No. 6	0	1
No. 7	1	1
No. 9	0	1
No. 10	1	1
No. 11	2	1
No. 12	0	1
No. 14	1	0
No. 15	2	0

NCAA TOURNAMENT TEAMS

1959-60

NCAA Tournament

Season Record: 23-4

Bruce Hale, Head Coach

12/1	Rollins	W	110-86
12/3	Jacksonville	W	106-98
12/5	Tampa	W	98-65
12/9	at Houston	W	72-63
12/10	at Centenary	L	77-84
12/12	at Loyola (La.)	W	86-70
12/14	Murray State	W	92-80
12/19	Florida	W	79-77
12/21	at Miami (Ohio)	W	83-78
12/28	vs. BYU *	W	110-93
12/29	vs. Xavier *	W	87-69
1/2	South Carolina	W OT	107-106
1/7	at Iona	W	69-67
1/13	at Jacksonville	W OT	78-70
1/14	at Florida	W	70-65
1/16	at Florida State	W	93-91
1/23	Houston	L	79-88
1/29	Oklahoma City	W	97-84
2/2	at Rollins	W	90-79
2/3	at Tampa	W	74-73
2/4	at Stetson	W	94-86
2/6	at Florida Southern	W	88-71
2/11	Stetson	L	72-73
2/18	Florida Southern	W	121-85
2/22	Kentucky Wesleyan	W	104-95
2/27	Florida State	W	107-89
3/8	vs. Western Kentucky \$	L	84-107
Season Totals			2427-2192

* Hurricane Classic | \$ NCAA Tournament

NO.	PLAYER	POS.	YR.
11	Dave Landis	G	JR
12	Ron Godfrey	F	JR
13	Dick Hickox	G	JR
14	Dod Hammond	F	SO
15	Harry Manushaw	C	JR
20	Bruce Applegate	F	JR
22	Martin Snider	G	JR
23	Ken Allen	G	SO
24	Chris Stavreti	G	SO
25	Julie Cohen	G	SO
31	Jack Spisak	F	SO
32	Bruce Shapiro	G	SO

1997-98

NCAA Tournament

Season Record: 18-10 (11-7 BIG EAST)

Leonard Hamilton, Head Coach

11/14	at Southern Illinois	W	73-61
11/16	Florida Atlantic	W	69-47
11/21	Charlotte	W	89-72
11/24	Eastern Kentucky	W	86-64
11/29	at Jacksonville	W	74-70
12/2	Rutgers *	W	63-55
12/6	Georgetown *	W	66-56
12/12	Georgia State	W	80-64
12/22	at Memphis	W	65-57
12/27	vs. Georgia Tech @	L	61-69
12/31	at Seton Hall *	W	78-65
1/3	at Pittsburgh *	W	73-65
1/6	Connecticut *	W	76-67
1/10	at West Virginia *	L	84-98
1/13	at St. John's *	L	64-73
1/18	at Syracuse *	L	67-85
1/22	Villanova *	W	78-63
1/28	at Boston College *	W	67-57
1/31	at Villanova *	L	75-78
2/4	Providence *	W	64-54
2/10	Syracuse *	L	63-72
2/14	Notre Dame *	W	66-57
2/18	at Providence *	L	57-59
2/22	at Notre Dame *	W	65-59
2/24	Seton Hall *	L	71-76
2/28	West Virginia *	W	70-66
3/4	vs. Georgetown #	L	56-62
3/13	vs. UCLA \$	L	62-65
Season Totals:			1962-1836

@ Orange Bowl Classic | * BIG EAST Game
BIG EAST Tournament | \$ NCAA Tournament

NO.	PLAYER	POS.	YR.
3	Mike Byars-Dawson	G	FR
10	Kevin Norris	G	SR
11	Jeremiah Schlie	F	FR
13	Steve Frazier	G	SR
14	Todd Manuel	G	FR
15	Nick Donovan	F	JR
20	Charles Wiseman	G	SO
21	Mike Curcio	G	JR
22	Jaime Waggoner	G	SR
30	Vernon Jennings	G/F	SO
31	Johnny Hemsley	G/F	SO
32	Lucas Barnes	G/F	SO
34	Dwayne Wimbley	F	FR
40	Tim James	F	JR
44	Elton Tyler	F	FR
51	Mario Bland	F	SO



NCAA TOURNAMENT TEAMS

1998-99

NCAA Tournament — Second Round
Season Record: 23-7 (15-3 BIG EAST)
Leonard Hamilton, Head Coach

11/13	at Florida Atlantic	W	97-73
11/23	at Charlotte	L	59-66
11/27	Northern Iowa	W	78-69
12/5	at Kentucky	L	65-74
12/8	Boston College *	W	77-64
12/11	UCF	W	66-56
12/18	at Georgia State	W	76-55
12/22	Memphis	W	80-64
12/27	vs. Ohio State @	W	72-64
12/30	at Georgetown *	W	64-63
1/6	St. John's *	W	84-79
1/9	Notre Dame *	L	68-71
1/13	at Rutgers *	W	74-62
1/16	at West Virginia *	W	64-55
1/20	Connecticut *	L	68-70
1/24	at Boston College *	W	75-67
1/27	Seton Hall *	W	77-71
1/30	at Pittsburgh *	L	54-60
2/3	at St. John's *	W	73-70
2/6	Georgetown *	W	71-58
2/8	at Syracuse *	W	76-63
2/13	at Providence *	W	69-65
2/16	Villanova *	W	103-82
2/20	at Connecticut *	W	73-71
2/23	Pittsburgh *	W	85-52
2/27	Rutgers *	W	68-63
3/4	vs. Georgetown #	W	65-54
3/5	vs. St. John's #	L	59-62
3/12	vs. Lafayette \$	W	75-54
3/14	vs. Purdue \$	L	63-73
Season Totals:			2178-1950

@ Orange Bowl Classic | * BIG EAST Game
BIG EAST Tournament | \$ NCAA Tournament

NO.	PLAYER	POS.	YR.
3	Mike Byars-Dawson	G	SO
4	Michael Simmons	G	FR
5	John Salmos	F	FR
11	Jeremiah Schlie	F	SO
13	João Paulo Coelho	G	FR
14	Todd Manuel	G	SO
15	Nick Donovan	F	SR
30	Vernon Jennings	G/F	JR
31	Johnny Hemsley	G/F	JR
34	Dwayne Wimbley	F	SO
40	Tim James	F	SR
42	Kevin Houston	G/F	JR
44	Elton Tyler	F	SO
51	Mario Bland	F	JR

1999-2000

NCAA Tournament — Sweet 16
Season Record: 23-11 (13-3 BIG EAST)
BIG EAST Regular Season Co-Champions
Leonard Hamilton, Head Coach

11/19	at UCF	W	81-54
11/23	[/24] Monmouth	W	67-46
11/30	[/25] Bethune-Cookman	W	102-75
12/4	at Memphis	L	72-82
12/7	Charlotte	L	65-75
12/11	Hartford	W	97-61
12/18	vs. #7/9 North Carolina-	L	78-68
12/20	vs. Louisiana^	L	60-66
12/21	vs. Detroit^	W	68-64
12/22	vs. Illinois State^	L	78-87
12/27	Florida Atlantic	W	89-52
12/29	Quinnipiac	W	80-66
1/5	West Virginia*	W	66-58
1/8	#7/8 Syracuse*	L	55-67
1/11	at Seton Hall*	W	71-64
1/15	at Georgetown*	L	61-65
1/17	at Villanova*	W	67-66
1/22	Boston College*	W	62-54
1/25	at Notre Dame*	W	63-49
1/29	#16/18 Kentucky	L	57-60
2/1	Pittsburgh*	W	64-60
2/5	at Rutgers*	W	58-52
2/7	Georgetown*	W	77-55
2/16	Providence*	L	45-47
2/19	at #18/18 Connecticut*	W	63-57
2/22	at West Virginia*	W	68-50
2/26	Notre Dame*	W	55-52
2/29	at Pittsburgh*	W	74-66
3/5	#18/21 St. John's*	W	74-70
3/9	[23] vs. Notre Dame#	W	61-58
3/10	[23] vs. #19/20 St. John's#	L	57-58
3/17	[23/25] vs. Arkansas\$	W	75-71
3/19	[23/25] vs. #8/8 Ohio State\$	W	75-62
3/24	[23/25] vs. #18/19 Tulsa\$	L	71-80
Season Totals:			2346-2127

@ Orange Bowl Classic | ^ San Juan Shootout
* BIG EAST Game | # BIG EAST Tournament
\$ NCAA Tournament

NO.	PLAYER	POS.	YR.
0	Leroy Hurd	G/F	FR
3	Michael Simmons	G	SO
11	Jerry Schlie	F	JR
13	João Paulo Coelho	G	SO
25	Elton Tyler	F	JR
30	Vernon Jennings	G/F	SR
31	Johnny Hemsley	G/F	SR
33	James Jones	F	FR
34	Dwayne Wimbley	F	JR
45	John Salmos	F	SO
51	Mario Bland	F	JR

HISTORY



NCAA TOURNAMENT TEAMS

2001-02

NCAA Tournament

Season Record: 24-8 (10-6 BIG EAST)

Perry Clark, Head Coach

11/18	vs. Eastern Michigan ^	W	93-56
11/19	vs. UAB ^	W	81-79
11/20	vs. Clemson ^	W	67-65
11/24	Lafayette	W	79-69
11/26	Florida Atlantic	W	74-48
11/29	Howard	W	87-71
12/3	FIU	W	77-59
12/8	at Texas A&M	W	64-55
12/15	vs. #21/24 Indiana +	W	58-53
12/18	Florida A&M	W	90-62
12/22	Charlotte	W	64-56
12/27	[24/23] at LSU	W	68-61
12/30	[24/23] St. Francis (Pa.)	W	71-48
1/2	[21] at #23/24 Georgetown*	W	79-71
1/5	[21] at Connecticut*	L	75-76
1/8	[21/20] at St. John's*	L	60-71
1/12	[21/20] at Virginia Tech*	W	77-68
1/15	[24/20] Pittsburgh*	W 2OT	76-69
1/19	[24/20] Providence*	W OT	102-96
1/24	[22/19] Villanova*	W	76-58
1/29	[15/16] Boston College*	L	65-70
2/2	[15/16] #17/22 Connecticut*	W	68-66
2/5	[12/11] at Villanova*	W	65-56
2/10	[12/11] at Boston Coll.*	L	63-76
2/13	[13/11] St. John's*	W	79-56
2/17	[13/11] at Rutgers*	L	61-64
2/23	[17/13] Notre Dame*	L	77-90
2/26	[22/18] at Providence*	W	81-65
3/2	[22/18] Virginia Tech*	W	83-77
3/7	[21] vs. Georgetown #	W	84-76
3/8	[21] vs. #7 Pittsburgh #	L	71-76
3/14	[21] vs. Missouri \$	L	80-93
Season Totals:			2395-2156

^ Virgin Islands Paradise Jam

+ Orange Bowl Classic | * BIG EAST Game

BIG EAST Championship | \$ NCAA Tournament

NO.	PLAYER	POS.	YR.
1	Michael Simmons	G	JR
2	Kahleaf Watson	G	FR
4	Marcus Barnes	G	SO
5	John Salmons	F	SR
10	Brandon Okpalobi	G	SO
11	Jerry Schlie	F	SR
12	Rafael Berumen	F/C	JR
13	Paulo Coelho	G	JR
14	Rodrigue Djahue	F	SO
20	Danny Marakovits	G	SO
21	Darius Rice	F	SO
25	Elton Tyler	F/C	SR
33	James Jones	F	JR
34	William Frisby	F	SO

2007-08

NCAA Tournament — Second Round

Season Record: 23-11 (8-8 ACC)

Frank Haith, Head Coach

11/9	Florida Southern	W	104-61
11/15	vs. Marist ^	W	85-61
11/16	vs. VCU ^	W	69-63
11/18	vs. Providence ^	W	64-58
11/24	Morgan State	W	55-51
11/28	Alabama State	W	83-74
12/2	St. John's	W	66-47
12/8	at Florida International	W	67-53
12/13	at Mississippi State	W	64-58
12/17	[22] Stetson	W	89-53
12/20	[22] North Florida	W	85-63
12/23	[22] North Carolina A&T	W	95-64
12/29	[19] vs. Winthrop +	L	70-76
1/2	Penn	W	88-62
1/12	[25] Georgia Tech*	W	78-68
1/15	[21/24] at Boston College*	L	66-76
1/19	[21/24] at NC State*	L OT	77-79
1/23	#5/4 North Carolina*	L	82-98
1/27	#/25 Clemson*	W	75-72
1/29	at Wake Forest*	L	68-70
2/2	at #3/3 Duke*	L	73-88
2/6	Florida State*	L	55-62
2/9	at Virginia Tech*	W	74-71
2/17	at Georgia Tech*	W	64-63
2/20	#5/4 Duke*	W	96-95
2/23	Maryland*	W	78-63
2/27	at Clemson*	L	69-79
3/1	Virginia*	W	95-93
3/5	Boston College*	W	74-61
3/8	at Florida State*	L OT	72-75
3/13	vs. NC State #	W	63-50
3/14	vs. Virginia Tech #	L	49-63
3/21	vs. St. Mary's (Calif.) \$	W	78-64
3/23	vs. #7/7 Texas \$	L	72-75
Season Totals:			2542-2309

^ Puerto Rico Tip-Off | + Orange Bowl Classic

* ACC Game | # ACC Tournament

\$ NCAA Tournament

NO.	PLAYER	POS.	YR.
00	Jimmy Graham	F	JR
1	Lance Hurdle	G	JR
5	Eddie Rios	G	FR
10	Landon Glover	G	SR
21	Dwayne Collins	F	SO
22	Fabio Nass	F	SR
23	James Dews	G	SO
25	Jonathan Stratton	G	SR
30	Adrian Thomas	F	RSO
32	Brian Asbury	F	JR
33	Jack McClinton	G	JR
42	Raymond Hicks	F	SR
50	Anthony King	C	RSR

HISTORY



NCAA TOURNAMENT TEAMS

2012-13

NCAA Tournament — Sweet 16

Season Record: 29-7 (15-3 ACC)

Jim Larrañaga, Head Coach

11/9	Stetson	W	87-79
11/13	at Florida Gulf Coast	L	51-63
11/16	Jacksonville	W	73-57
11/24	Detroit	W	77-62
11/28	#13/14 Michigan State @	W	67-59
12/1	at UMass	W	75-62
12/14	Charlotte	W	77-46
12/18	at UCF	W	72-50
12/22	vs. Hawaii ^	W	73-58
12/23	vs. #4/5 Arizona ^	L	50-69
12/25	vs. Indiana State ^	L OT	55-57
1/2	La Salle	W	76-59
1/5	at Georgia Tech*	W	62-49
1/10	at North Carolina*	W	68-59
1/13	Maryland*	W	54-47
1/16	at Boston College*	W	60-59
1/23	[25] #1/1 Duke*	W	90-63
1/27	[25] Florida State*	W	71-47
1/30	[14/15] at Virginia Tech*	W	73-64
2/2	[14/15] at #19/19 NC State*	W	79-78
2/5	[8/11] Boston College*	W	72-50
2/9	[8/11] North Carolina*	W	87-61
2/13	[3/4] at Florida State*	W	74-68
2/17	[3/4] at Clemson*	W	45-43
2/19	[2/2] Virginia*	W	54-50
2/23	[2/2] at Wake Forest*	L	65-80
2/27	[5/7] Virginia Tech*	W	76-58
3/2	[5/7] at #3/3 Duke*	L	76-79
3/6	[6/7] Georgia Tech*	L	69-71
3/9	[6/7] Clemson*	W	62-49
3/15	[9/10] Boston College #	W	69-58
3/16	[9/10] NC State #	W	81-71
3/17	[9/10] North Carolina #	W	87-77
3/22	[5/4] Pacific \$	W	78-49
3/24	[5/4] Illinois \$	W	63-59
3/28	[5/4] #15/16 Marquette \$	L	61-71

^ Diamond Head Classic, Honolulu, Hawaii
 @ ACC/Big Ten Challenge | * ACC Game
 # ACC Tournament (Atlanta, Ga.)
 \$ NCAA Tournament

NO.	PLAYER	POS.	YR.
0	Shane Larkin	G	SO
1	Durand Scott	G	SO
3	Steve Sorenson	G	FR
4	Trey McKinney Jones	G	SR
10	Raphael Akpejori	F	JR
12	Justin Heller	G	JR
15	Rion Brown	G	JR
21	Erik Swoope	F	JR
23	Tonye Jekiri	C	FR
25	Garrius Adams *	G	SR
35	Kenny Kadji	F/C	SR
42	Reggie Johnson	C	SR
45	Julian Gamble	F/C	SR

* Redshirt

2015-16

NCAA Tournament — Sweet 16

Season Record: 27-8 (13-5 ACC)

Jim Larrañaga, Head Coach

11/13	UT Rio Grande Valley	W	86-59
11/16	Louisiana	W	93-77
11/19	vs. Mississippi State ^	W	105-79
11/20	vs. No. 16 Utah ^	W	90-66
11/22	vs. No. 22/20 Butler ^	W	85-75
11/27	[15/19] Northeastern	L	77-78
12/1	[21] at Nebraska @	W OT	77-72
12/5	[21] Charlotte	W	88-60
12/8	[17/20] Florida	W	66-55
12/19	[15/19] Coll. of Charleston	W	85-63
12/22	[13/16] at La Salle	W	95-49
12/29	[13/15] Princeton	W	76-64
1/2	[13/15] Syracuse*	W	64-51
1/9	[12/11] Florida State*	W	72-59
1/12	[8/9] at#13/11 Virginia*	L	58-66
1/16	[8/9] at Clemson*	L	65-76
1/20	[15/14] at Boston College*	W	67-53
1/23	[15/14] Wake Forest*	W	77-63
1/25	[15/13] No. 24/20 Duke*	W	80-69
1/30	[15/13] at RV NC State*	L	69-85
2/3	[17/15] RV Notre Dame*	W	79-70
2/7	[17/15] at Georgia Tech*	W	75-68
2/9	[12/11] -/RV Pittsburgh*	W	65-63
2/14	[12/11] at Florida State*	W	67-65
2/17	[11/10] Virginia Tech*	W	65-49
2/20	[11/10] at No. 5/4 UNC*	L	71-96
2/22	[12/11] No. 3 Virginia*	W	64-61
2/27	[12/11] No. 11/- Louisville*	W	73-65
3/2	[7] at RV Notre Dame*	W	68-50
3/5	[7] at Virginia Tech*	L	62-77
3/10	[11] #3 vs. #6 Virginia Tech #	W	88-82
3/11	[11] vs. #2 No. 3 Virginia #	L	68-73
3/17	[10/11] #3 vs. #14 Buffalo \$	W	79-72
3/19	[10/11] vs. #11 Wichita State \$	W	65-57
3/24	[10/11] vs. #2 No. 6 Villanova \$	L	69-92

^ Puerto Rico Tip-Off
 @ Big Ten/ACC Challenge | * ACC Game
 # ACC Tournament (Atlanta, Ga.)
 \$ NCAA Tournament

NO.	PLAYER	POS.	YR.
0	Ja'Quan Newton	G	SO
3	Anthony Lawrence Jr.	G	FR
5	Davon Reed	G	JR
10	Sheldon McClellan	G	RSR
12	James Palmer	G	SO
13	Angel Rodriguez	G	RSR
15	Ebuka Izundu	C	FR
20	Mike Robinson	G	FR
21	Kamari Murphy	F	RJR
23	Tonye Jekiri	C	SR
33	Ivan Cruz Uceda	F	SR
35	Chris Stowell	F	SR

HISTORY



NCAA TOURNAMENT TEAMS

2016-17

NCAA Tournament — First Round

Season Record: 21-12 (10-8 ACC)

Jim Larrañaga, Head Coach

11/11	Western Carolina	W	92-43
11/16	at North Florida	W	94-56
11/19	Penn	W	74-62
11/24	Stanford ^	W	67-53
11/25	#21/22 Iowa State ^	L	56-73
11/27	Florida ^	L	56-65
11/30	Rutgers @	W	73-61
12/3	Wofford %	W	74-57
12/6	South Carolina State	W	82-46
12/16	Florida Atlantic	W	76-56
12/22	George Washington >	W	72-64
12/28	Columbia	W	78-67
12/31	NC State *	W	81-63
1/4	at Syracuse *	L	55-70
1/12	#20 Notre Dame *	L	62-67
1/14	at Pittsburgh *	W	72-46
1/18	at Wake Forest *	L	79-96
1/21	at #18 Duke *	L	58-70
1/25	Boston College *	W	78-77
1/28	#9/6 North Carolina *	W	77-62
2/1	#15/16 Florida State *	L	57-75
2/4	at NC State *	W	84-79
2/8	Virginia Tech *	W	74-68
2/11	at #4 Louisville *	L	66-71
2/15	Georgia Tech *	W	70-61
2/18	Clemson *	W	71-65
2/20	at #18/19 Virginia *	W OT	54-48
2/25	#10/11 Duke *	W	55-50
2/27	[25] at Virginia Tech *	L	61-66
3/4	[25] at #15/17 Florida State *	L	57-66
3/8	vs. Syracuse #	W	62-57
3/9	vs. #6 North Carolina #	L	53-78
3/17	vs. Michigan State \$	L	58-78

^ AdvoCare Invitational, Orlando, Fla.

@ ACC/Big Ten Challenge

% Hoophall Miami Invitational (Miami, Fla.)

* ACC Game

ACC Tournament (Brooklyn, N.Y.)

\$ NCAA Tournament (Tulsa, Okla.)

> 1,000th program victory

NO.	PLAYER	POS.	YR.
0	Ja'Quan Newton	G	JR
2	Mike Robinson	G	SO
3	Anthony Lawrence Jr.	G	SO
4	Dejan Vasiljevic	G	FR
5	Davon Reed	G	SR
11	Bruce Brown	G	FR
14	Rodney Miller	C	FR
15	Ebuka Izundu	C	SO
20	Dewan Huell	F	FR
21	Kamari Murphy	F	RSR
32	Sam Waardenburg	F	FR
35	Chris Stowell	F	JR

2017-18

NCAA Tournament — First Round

Season Record: 22-10 (11-7 ACC)

Jim Larrañaga, Head Coach

11/10	[13/12] Gardner-Webb	W	77-45
11/12	[13/12] Navy	W	89-55
11/16	[11/12] Florida A&M	W	90-59
11/22	[11/11] vs. La Salle ¹	W	57-46
11/25	[11/11] North Florida	W	86-65
11/29	[10/13] at #12/12 Minnesota ²	W	86-81
12/2	[10/13] vs. Princeton ³	W	80-52
12/5	[10/11] Boston University	W	69-54
12/16	[6/8] at George Washington	W	59-50
12/23	[6/7] at Hawai'i ⁴	W	75-57
12/23	[6/7] vs. New Mexico State ⁴	L	54-63
12/25	[15/16] vs. Middle Tennessee ⁴	W	84-81
12/30	[15/16] at Pittsburgh [*]	W	67-53
1/3	[15/17] at Georgia Tech [*]	L	54-64
1/7	[15/17] #24/RV Florida State [*]	W	80-74
1/13	[18/19] at No. 19/17 Clemson [*]	L	63-72
1/15	[25/23] #5/5 Duke [*]	L	75-83
1/21	[25/23] at NC State [*]	W	86-81
1/24	[RV/24] Louisville [*]	W OT	78-75
1/27	[RV/24] at Florida State [*]	L OT	94-103
1/31	Pittsburgh [*]	W	69-57
2/3	at Virginia Tech [*]	W	84-75
2/7	[25/25] Wake Forest [*]	W	87-81
2/10	[25/25] at Boston College [*]	L	70-72
2/13	#1/3 Virginia [*]	L	50-59
2/17	Syracuse [*]	L	55-62
2/19	at Notre Dame [*]	W	77-74
2/24	Boston College [*]	W	79-78
2/27	at #9/9 North Carolina [*]	W	91-88
3/3	Virginia Tech [*]	W	69-68
3/8	[24/25] vs. #12/11 UNC ⁵	L	65-82
3/15	[22/24] Loyola Chicago ⁶	L	62-64

¹ Reading, Pa.; ² ACC/Big Ten Challenge

³ Hoophall Miami Invitational (Miami, Fla.)

⁴ Hawaiian Airlines Diamond Head Classic (Honolulu, Hawai'i)

⁵ ACC Tournament (Brooklyn, N.Y.)

⁶ NCAA Tournament (Dallas, Texas)

NO.	PLAYER	POS.	YR.
0	Ja'Quan Newton	G	SR
1	Dejan Vasiljevic	G	SO
2	Chris Lykes	G	FR
3	Anthony Lawrence II	G	JR
4	Lonnie Walker IV	G	FR
5	Mike Robinson	G	SR
10	Miles Wilson	G	SO
11	Bruce Brown Jr.	G	SO
14	Rodney Miller Jr.	C	SO
15	Ebuka Izundu	C	JR
20	Dewan Huell	F	SO
21	Sam Waardenburg	F	FR
22	Deng Gak	F	FR
35	Chris Stowell	F	SR

HISTORY



NIT HISTORY

NIT Results (12 appearances, 11-12 record)

1960-61 (First Round)

3/16/61 vs. Saint Louis L 58-56 New York, N.Y.

1962-63 (Second Round)

3/16/63 vs. St. Francis Brooklyn W 71-70 New York, N.Y.

3/19/63 vs. Providence L 106-96 New York, N.Y.

1963-64 (First Round)

3/12/64 vs. St. Joseph's (Pa.) L 86-76 New York, N.Y.

1994-95 (First Round)

3/15/95 at Penn State L 62-56 University Park, Pa.

1996-97 (First Round)

3/13/97 at Michigan L 76-63 Ann Arbor, Mich.

2000-01 (First Round)

3/14/01 at Auburn L 60-58 Auburn, Ala.

2004-05 (First Round)

3/15/05 at South Carolina L 69-67 Columbia, S.C.

2005-06 Miami - No. 3 Seed (Quarterfinals)

3/15/06 No. 6 Oklahoma State W 62-59 Coral Gables, Fla.

3/20/06 at No. 2 Creighton W 53-52 Omaha, Neb.

3/22/06 at No. 1 Michigan L 71-65 Ann Arbor, Mich.

2008-09 Miami - No. 4 Seed (Second Round)

3/18/09 at No. 5 Providence W 78-66 Providence, R.I.

3/20/09 at No. 1 Florida L 74-60 Gainesville, Fla.

2010-11 Miami - No. 2 Seed (Quarterfinals)

3/16/11 No. 7 Florida Atlantic W 85-62 Coral Gables, Fla.

3/21/11 No. 3 Missouri State W 81-72 Coral Gables, Fla.

3/23/11 at No. 1 Alabama L 79-64 Tuscaloosa, Ala.

2011-12 Miami - No. 2 Seed (Second Round)

3/14/12 No. 7 Valparaiso W 66-50 Coral Gables, Fla.

3/19/12 No. 6 Minnesota L 78-60 Coral Gables, Fla.

2014-15 Miami - No. 2 Seed (Runner-Up)

3/17/15 No. 7 NC Central W 75-71 Coral Gables, Fla.

3/21/15 No. 6 Alabama W 73-66 Coral Gables, Fla.

3/24/15 No. 1 Richmond W 63-61 Richmond, Va.

3/31/15 No. 1 Temple W 60-57 New York, N.Y.

4/2/15 No. 2 Stanford L 66-64 OT New York, N.Y.

Record

By Opponent

By Opponent	W	L
Alabama	1	1
Auburn	0	1
Creighton	1	0
Florida	0	1
Florida Atlantic	1	0
Michigan	0	2
Minnesota	0	1
Missouri State	1	0
NC Central	1	0
Oklahoma State	1	0
Penn State	0	1
Providence	1	1
Richmond	1	0
South Carolina	0	1
St. Francis Brooklyn	1	0
St. Joseph's (Pa.)	0	1
St. Louis	0	1
Stanford	0	1
Temple	1	0
Valparaiso	1	0

By Opponent Conference (at time of game)

By Opponent Conference (at time of game)	W	L
American	1	0
Big 12	1	0
Big East	1	0
Big Ten	0	4
Colonial	1	0
Horizon	1	0
Independents	0	1
Mid-Eastern	1	0
Missouri Valley	2	1
MTNY	1	0
Pac 12	0	1
SEC	1	4
Sun Belt	1	0

By Miami's Seed (Since 2005-06)

By Miami's Seed (Since 2005-06)	W	L
No. 2	7	3
No. 3	2	1
No. 4	1	1

By Opponent Seed (Since 2005-06)

By Opponent Seed (Since 2005-06)	W	L
No. 1	2	3
No. 2	1	1
No. 3	1	0
No. 5	1	0
No. 6	2	1
No. 7	3	0

HISTORY

NIT TEAMS

1960-61

National Invitation Tournament

Season Record: 20-7

Bruce Hale, Head Coach

12/1	at Rollins	W	80-62
12/3	Tampa	W	93-64
12/6	at Santa Clara	L	65-66
12/8	at San Francisco	W	68-56
12/10	at BYU	L	80-112
12/15	Florida Southern	W	87-54
12/17	Florida	W	93-74
12/28	vs. Army !	W	82-75
12/29	vs. Holy Cross !	W	77-71
1/4	Miami (Ohio)	W 2OT	102-100
1/7	at La Salle	L	74-88
1/11	at Florida	L	73-81
1/13	at Jacksonville	W OT	93-84
1/14	at Florida State	L	78-89
1/21	Houston	W	89-78
1/26	Centenary	W	86-74
1/30	Louisville	W	71-69
2/1	Rollins	W	103-75
2/3	at Stetson	W	91-84
2/4	at Florida Southern	W	92-80
2/11	Loyola (La.)	W	65-61
2/15	Stetson	W	91-84
2/18	at Tampa	W	108-99
2/20	Jacksonville	W	96-80
2/23	Morehead State	W	85-70
2/25	Florida State	W	75-73
3/16	vs. St. Louis \$	L	56-58
Season Totals:			2230-2036

! Hurricane Classic | \$ NIT

NO.	PLAYER	POS.	YR.
11	Carl Stavreti	G	SO
12	Ron Godfrey	F	SR
13	Dick Hickox	G	SR
14	Lee Woods	F	SO
15	Harry Manushaw	C	SR
20	Bruce Applegate	F	SR
21	Bruce Shapiro	G	JR
23	Ken Allen	G	SO
24	Chris Stavreti	G	JR
25	Julie Cohen	G	JR
31	Jack Spisak	F	JR
33	Lou Alix	F	SO
45	Mike McCoy	C	SO

1962-63

National Invitation Tournament

Season Record: 23-5

Bruce Hale, Head Coach

11/30	Florida	W OT	91-87
12/4	at Boston College	W	72-69
12/6	at Rhode Island	W	88-80
12/8	at Providence	W	82-75
12/13	Florida Southern	W	116-93
12/21	#2 Duke	W	71-69
12/27	vs. Cornell !	W	94-85
12/28	vs. Pittsburgh !	W	86-85
1/3	[/15] at St. John's	W	67-59
1/4	[/15] at La Salle	L	76-78
1/9	at Jacksonville	W	103-91
1/10	at Florida	W	86-77
1/12	at Florida State	L OT	74-77
1/19	St. Peter's	W	99-75
1/24	Houston	W	71-70
1/29	at Tampa	W	78-76
1/30	[18] at Rollins	W	120-72
2/1	[18] at Stetson	L	64-66
2/2	[18] at Florida Southern	W	99-83
2/5	[18] Jacksonville	W	112-105
2/9	Louisville	W	112-84
2/12	Rollins	W	114-75
2/16	Loyola (N.O.)	L	77-84
2/18	Tampa	W	112-81
2/23	Florida State	W	99-70
2/26	Stetson	W	75-60
3/16	vs. St. Francis (N.Y.) \$	W	71-70
3/19	vs. Providence \$	L	96-106
Season Totals:			2505-2212

! Hurricane Classic | \$ NIT

NO.	PLAYER	POS.	YR.
11	Carl Stavreti	G	SR
12	Larry Kessler	G	SO
13	Bernie Butts	G	JR
14	Lee Woods	C	SR
15	Edward Fults	F	SO
20	Greg Meyer	C	SO
22	Charles Holiber	F	JR
23	Kenny Allen	G	SR
24	Rick Barry	F	SO
31	Jack Spisak	F	SR
32	Wayne Beckner	F	SO
45	Mike McCoy	C	SR



NIT TEAMS

1963-64

National Invitation Tournament

Season Record: 20-7

Bruce Hale, Head Coach

12/3	Tampa	W	101-95
12/7	Florida	W	95-79
12/10	at Santa Clara	L	77-86
12/12	at St. Mary's (Calif.)	L	101-86
12/14	at Nevada	W OT	81-78
12/17	San Francisco	W	95-83
12/19	Rollins	W	108-90
12/27	vs. Army*	W	79-71
12/28	vs. Syracuse*	L OT	85-86
1/4	Rhode Island	W	105-88
1/8	Jacksonville	W	97-92
1/9	at Florida	L	91-114
1/11	at Florida State	L	78-80
1/18	Memphis State	W	78-69
1/23	La Salle	W	121-99
1/28	at Rollins	W	127-85
1/29	at Tampa	W	134-104
1/31	at Stetson	W	81-75
2/1	at Florida Southern	W	85-78
2/4	Jacksonville	W	117-92
2/10	Creighton	L	94-124
2/13	at Houston	L	83-93
2/15	at Loyola (N.O.)	W OT	97-90
2/18	Florida Southern	W	120-79
2/22	Stetson	W	87-70
2/29	Florida State	W	82-80
3/12	vs. St. Joseph's (Pa.) \$	L	76-86
Season Totals:			2575-2352

! Hurricane Classic | \$ NIT

NO.	PLAYER	POS.	YR.
12	Larry Kessler	G	JR
13	Bernie Butts	G	SR
15	Charles Holiber	F	SR
20	Clark Connors	F	SO
22	John Bates	F	SO
24	Rick Barry	F	JR
25	Bob Green	G	SO
31	John Dampier	G	JR
32	Wayne Beckner	F	JR
33	Don Patrican	C	SO
34	Charles Grob	C	SO
45	Stewart Marcus	F	SO

1994-95

National Invitation Tournament

Season Record: 15-13 (9-9 BIG EAST)

Leonard Hamilton, Head Coach

11/25	Northeastern Illinois	W	66-48
11/28	Florida Atlantic	W	76-59
11/30	Robert Morris	W	66-51
12/6	#19/19 Syracuse*	L	65-83
12/10	Florida A&M	W	67-53
12/20	at Clemson	L	55-75
12/28	UNLV+	L	55-56
12/30	Fordham	W	55-43
1/2	at Seton Hall*	L	54-72
1/7	at #12/13 Georgetown*	L	64-71
1/11	at St. John's*	W	82-79
1/18	at Providence*	W	81-75
1/21	Boston College*	W	69-68
1/25	#22/25 Villanova*	L	62-92
1/28	at #6/6 Syracuse*	L	51-76
1/31	at #4/5 Connecticut*	L	57-82
2/4	#13/13 Georgetown*	W	67-61
2/7	at #16/18 Villanova*	L	63-73
2/11	Providence*	W	69-63
2/13	St. John's*	W	71-69
2/18	at Pittsburgh*	L	61-67
2/22	Seton Hall*	W	61-57
2/25	at Boston College*	W OT	77-71
2/28	Pittsburgh*	W OT	76-68
3/2	at Florida Atlantic	W	80-70
3/4	#4/5 Connecticut*	L	67-75
3/10	vs. #24 Georgetown #	L	58-69
3/15	at Penn State \$	L	56-62
Season Totals:			1831-1888

+ Orange Bowl Basketball Classic | * BIG EAST Game
BIG EAST Tournament | \$ NIT

NO.	PLAYER	POS.	YR.
0	Steve Frazier	G	SO
3	Alex Fraser	F	SO
5	Steve Rich	F	JR
10	Anthony Rosa	G	SO
11	Torey McCormick	G	SO
12	Kevin Norris	G	FR
13	Chuck Barker	G	FR
20	Mitchell Dunn	G	JR
21	Steven Edwards	G	JR
22	Jaime Waggoner	G	FR
33	Constantin Popa	C	SR
50	Brad Timpf	F	SO
52	Lorenzo Pearson	F	JR
55	Will Davis	C	SO

HISTORY



NIT TEAMS

1996-97

National Invitation Tournament
Seas on Record: 16-13 (9-9 BIG EAST)
Leonard Hamilton, Head Coach

11/22	Buffalo	W	78-61
11/24	Florida Atlantic	W	83-74
11/29	at UNLV	L	43-55
12/3	St. John's*	L	57-61
12/7	#19/17 Syracuse*	W	67-63
12/13	Hartford	W	74-58
12/18	Jacksonville	W	74-57
12/22	at Tennessee	L	65-78
12/28	vs. DePaul+	W	61-45
12/30	Lehigh	W	68-32
1/2	at #25/25 Boston Coll.*	W	65-62
1/4	at Georgetown*	W	69-67
1/8	at Pittsburgh*	L	72-76
1/11	at #8/7 Villanova*	W	61-59
1/15	Providence*	W	71-69
1/18	Georgetown*	W OT	68-65
1/22	Connecticut*	W	69-46
2/2	at Rutgers*	L	59-60
2/5	Pittsburgh*	W	78-63
2/8	Rutgers*	W	53-50
2/10	at Seton Hall*	W	61-51
2/15	at Connecticut*	L	52-72
2/19	Boston College*	L	57-59
2/22	at St. John's*	L	73-77
2/25	at Notre Dame*	L	60-69
3/1	West Virginia*	L	54-82
3/5	vs. St. John's #	W OT	76-68
3/6	vs. Georgetown #	L	59-63
3/13	vs. Michigan \$	L	63-76
Season Totals:			1105-1126

+ Orange Bowl Classic | * BIG EAST Game
 # BIG EAST Tournament | \$ NIT

NO.	PLAYER	POS.	YR.
0	Steve Frazier	G	SR
3	Alex Fraser	F	SR
10	Anthony Rosa	G	SR
11	Torey McCormick	G	SR
12	Kevin Norris	G	JR
15	Nick Donovan	C	SO
20	Mike Curcio	G	SO
22	Jaime Waggoner	G	JR
30	Vernon Jennings	G/F	FR
31	Johnny Hemsley	G/F	FR
32	Lucas Barnes	G/F	FR
33	Clifton Clark	G/F	SR
40	Tim James	F	SO
51	Mario Bland	F	FR
55	Will Davis	C	SR

2000-01

National Invitation Tournament
Season Record: 16-13 (8-8 BIG EAST)
Perry Clark, Head Coach

11/18	at Florida Atlantic	W	76-59
11/21	Columbia	W	65-41
11/25	Northeastern	W	92-86
11/28	at Charlotte	L	63-95
12/4	at #14/12 North Carolina	L	45-67
12/9	UCF	W	83-72
12/16	vs. Nebraska+	L	64-72
12/18	Eastern Illinois	W	83-73
12/21	Memphis	W	66-57
12/27	Lehigh	W	71-52
12/29	Tennessee-Martin	W	70-54
1/3	at Pittsburgh*	L	51-62
1/7	Boston College*	L	72-73
1/10	at Virginia Tech*	L	74-85
1/13	at #24 Boston College*	L	73-82
1/16	at Providence*	W	78-64
1/20	#15/15 Connecticut*	W	77-74
1/22	at St. John's*	L OT	63-67
1/28	Providence*	L	70-80
2/1	#22/25 Seton Hall*	W	72-66
2/6	Virginia Tech*	W	86-61
2/10	St. John's*	L 2OT	79-85
2/13	at #10/7 Syracuse*	W	68-57
2/17	at Villanova*	W	80-62
2/24	at Connecticut*	L	53-60
2/28	West Virginia*	W	73-66
3/3	Villanova*	W	65-53
3/7	vs. Pittsburgh #	L	69-78
3/14	vs. Auburn \$	L	58-60
Season Totals:			2039-1963

+ Orange Bowl Classic | * BIG EAST Game
 # BIG EAST Tournament | \$ NIT

NO.	PLAYER	POS.	YR.
0	Leroy Hurd	G/F	SO
1	Michael Simmons	G	SO
3	Joe Gordon	G	JR
4	Marcus Barnes	G	FR
5	John Salmons	F	JR
10	Orlando Gonzalez	G	SR
11	Jerry Schlie	F	JR
12	Brandon Okpalobi	G	FR
14	Rodrigue Djahue	F	FR
20	Danny Marakovits	G	FR
21	Darius Rice	F	FR
32	Dwayne Wimbley	C	SR
33	James Jones	F	SO



NIT TEAMS

2004-05

National Invitation Tournament

Season Record: 16-13 (7-9 ACC)

Frank Haith, Head Coach

11/20	Wofford	W	67-64
11/23	South Carolina State	L	50-60
11/27	vs. Xavier +	L OT	70-83
11/29	Florida Atlantic	W	84-68
12/4	at #19/18 Florida	W	72-65
12/7	at FIU	W	80-67
12/12	Massachusetts	W	80-53
12/18	Stetson	W	81-50
12/23	Tennessee Tech	W	69-57
12/30	Appalachian State	W	80-63
1/2	Norfolk State	W	76-58
1/6	at #9/10 Georgia Tech*	L	69-80
1/9	#/24 NC State*	W	67-66
1/12	at Virginia*	W	91-80
1/15	Florida State*	W	64-63
1/19	#4/4 Duke*	L	83-92
1/22	at #6/6 North Carolina*	L	67-87
1/26	Clemson*	W	69-65
1/29	at #5/5 Wake Forest*	L	82-94
2/2	Virginia Tech*	L	63-73
2/5	#22/24 Maryland*	W OT	75-73
2/12	at Clemson*	W	83-77
2/15	#5/5 Wake Forest*	L	63-68
2/19	at Virginia Tech*	L	58-71
2/22	at Florida State*	W	65-49
2/26	Georgia Tech*	L	72-76
3/3	at #6/6 Duke*	L	59-83
3/10	vs. Virginia #	L	65-66
3/15	at South Carolina \$	L	67-69
Season Totals:			2071-2020

+ Orange Bowl Classic | * ACC game
ACC Tournament | \$ NIT

NO.	PLAYER	POS.	YR.
2	Gary Hamilton	F/C	JR
3	Lee Butler	G	JR
4	Antoine Mayhand	G	FR
10	Brandon Okpalobi	G	SR
11	Eric Wilkins	G	JR
12	Anthony Harris	G	SO
13	Guillermo Diaz	G	SO
21	Jonathan Stratton	G	FR
22	Robert Hite	G	JR
34	William Frisby	F	SR
42	Raymond Hicks	F	FR
44	Keaton Copeland	F	JR
50	Anthony King	F/C	SO
55	Glenn Batemon	C	JR

2005-06

National Invitation Tournament — Quarterfinals

Season Record: 18-16 (7-9 ACC)

Frank Haith, Head Coach

11/13	vs. Texas-Arlington !	W	76-65
11/14	vs. Air Force !	L	53-57
11/15	vs. Green Bay !	W	80-54
11/19	Morgan State	W	83-51
11/22	North Carolina A&T	W	87-62
11/27	at Temple	L	56-73
11/29	at Michigan @	L	53-74
12/3	Birmingham Southern	W	82-55
12/10	Wofford	W	71-40
12/18	at #21/19 NC State*	L	69-81
12/22	#5/5 Florida	L	67-77
12/27	Stetson	W	65-56
12/31	vs. #10/10 Louisville+	L	43-58
1/2	Sacred Heart	W	63-57
1/7	#14/12 Maryland*	W	84-70
1/14	at #20/20 North Carolina*	W	81-70
1/18	Clemson*	W	62-38
1/21	#21/21 Boston College*	L	61-65
1/24	at Virginia*	L	51-71
1/29	at Florida State*	W OT	84-78
1/31	Wake Forest*	W	78-69
2/4	at Georgia Tech*	W	70-53
2/8	#16/15 NC State*	L 2OT	77-86
2/12	#23/24 North Carolina*	L	70-80
2/16	at #13/15 Boston Coll.*	L	54-65
2/19	at #2/2 Duke*	L	71-92
2/22	Virginia Tech*	W	70-59
3/1	at Maryland*	L	61-65
3/5	Florida State*	L	64-67
3/9	vs. Clemson #	W	66-63
3/10	vs. #3/3 Duke #	L	76-80
3/15	Oklahoma State \$	W	62-59
3/20	at Creighton \$	W	53-52
3/22	at Michigon \$	L	65-71
Season Totals:			2308-2213

! BCA Classic | + Orange Bowl Classic
@ ACC/Big Ten Challenge | * ACC Game
ACC Tournament | \$ NIT

NO.	PLAYER	POS.	YR.
00	Jimmy Graham	F	FR
2	Gary Hamilton	F/C	SR
3	Lee Butler	G	SR
11	Eric Wilkins	G	SR
12	Anthony Harris	G	JR
13	Guillermo Diaz	G	JR
15	Denis Clemente	G	FR
21	Jonathan Stratton	G	SO
22	Robert Hite	G	SR
30	Adrian Thomas	F	FR
32	Brian Asbury	G	FR
42	Raymond Hicks	F	SO
44	Keaton Copeland	F	SR
50	Anthony King	F/C	JR

HISTORY

NIT TEAMS

2008-09

National Invitation Tournament — Second Round

Season Record: 19-13 (7-9 ACC)

Frank Haith, Head Coach

11/15	[17/16] Florida Southern	W	96-60
11/21	[17/16] vs. Southern Miss ^	W	70-60
11/23	[17/16] vs. #2/2 UConn ^	L	63-76
11/24	[22/21] vs. San Diego ^	W	80-45
11/29	[22/21] Stetson	W	79-65
12/2	[21/22] Ohio State @	L	68-73
12/6	[21/22] at Kentucky	W	73-67
12/12	[25] Fla. International	W	76-50
12/14	[25] Robert Morris	W	70-62
12/21	#25/25 Clemson*	L	72-91
12/27	at St. John's	W	70-56
12/31	North Florida	W	94-41
1/3	NC Central	W	76-42
1/5	Florida Atlantic	W	85-69
1/10	at #24/17 Boston Coll.*	W	77-71
1/14	Maryland*	W	62-60
1/17	at #5/6 North Carolina*	L	65-82
1/21	Florida State*	W	75-69
1/25	Virginia Tech*	L OT	83-88
1/27	at NC State*	L OT	81-84
1/31	at Maryland*	L	68-73
2/4	#7/6 Wake Forest*	W	79-52
2/7	at #4/3 Duke*	L OT	75-78
2/15	#3/3 North Carolina*	L	65-69
2/18	at Florida State*	L	67-80
2/21	Boston College*	W	69-58
2/26	at Virginia*	W	62-55
3/4	at Georgia Tech*	L	68-78
3/7	NC State*	W	72-64
3/12	vs. Virginia Tech #	L	47-65
3/18	at Providence \$	W	78-66
3/20	at Florida \$	L	60-74
Season Totals:			2325-2123

^ Paradise Jam | @ ACC/Big Ten Challenge

* ACC Game | # ACC Tournament | \$ NIT

NO.	PLAYER	POS.	YR.
00	Jimmy Graham	F	SR
1	Lance Hurdle	G	SR
5	Eddie Rios	G	SO
20	Cyrus McGowan	F	JR
21	Dwayne Collins	F	JR
23	James Dews	G	JR
25	Ryan Quigtar	G	FR
30	Adrian Thomas	F	JR-R
31	DeQuan Jones	G/F	FR
32	Brian Asbury	F	SR
33	Jack McClinton	G	SR
45	Julian Gamble	C	FR

2010-11

National Invitation Tournament — Quarterfinals

Season Record: 21-15 (6-10 ACC)

Frank Haith, Head Coach

11/12	Jacksonville	W	89-77
11/15	at #19/19 Memphis	L	68-72
11/19	NC Central	W	88-65
11/21	at Rutgers	L	45-61
11/24	McNeese State	W	79-59
11/27	at FGCU	W	87-75
11/30	Ole Miss	W	86-73
12/4	West Virginia	W	79-76
12/12	Stetson ^	W	68-54
12/18	vs. UCF +	L	78-84
12/21	vs. Oral Roberts ^	W	69-56
12/22	vs. Rice ^	W	73-67
12/23	vs. Akron ^	W	69-61
12/30	Pepperdine	W	94-59
1/2	at #1/1 Duke*	L	63-74
1/8	at Clemson*	L	72-79
1/15	Boston College*	W	72-71
1/19	Florida State*	L	53-55
1/23	at NC State*	L	70-72
1/26	North Carolina*	L	71-74
1/30	at Virginia Tech*	L	68-72
2/3	Georgia Tech*	W	59-57
2/5	Virginia*	W OT	70-68
2/9	at Wake Forest*	W	74-73
2/13	#5/5 Duke*	L	71-81
2/15	at UNC Greensboro	W	78-58
2/20	Clemson*	L	59-63
2/23	at Boston College*	W	73-64
2/26	at Florida State*	L	59-65
3/2	Maryland*	W	80-66
3/6	at Georgia Tech*	L	57-66
3/10	vs. Virginia #	W OT	69-62
3/11	vs. #6/7 North Carolina #	L	59-61
3/16	Florida Atlantic \$	W	85-62
3/21	Missouri State \$	W	81-72
3/23	at Alabama \$	L	64-79
Season Totals:			2579-2433

^ Las Vegas Holiday Hoops Classic (Las Vegas, Nev.)
+ Orange Bowl Classic (Sunrise, Fla.) | * ACC Game
ACC Tournament (Greensboro, N.C.) | \$ NIT

NO.	PLAYER	POS.	YR.
1	Durand Scott	G	SO
3	Malcolm Grant	G	JR
10	Raphael Akpejori	F	FR
11	Ryan Quigtar	G	JR
12	Justin Heller	G	FR
15	Rion Brown	G	FR
25	Garrius Adams	G	SO
30	Adrian Thomas	F	GR
31	DeQuan Jones	G/F	JR
32	Erik Swoope	F	FR
42	Reggie Johnson	C	SO
45	Julian Gamble	F/C	JR



NIT TEAMS

2011-12

National Invitation Tournament — Second Round

Season Record: 20-13 (9-7 ACC)

Jim Larrañaga, Head Coach

11/11	Tennessee Tech	W	69-58
11/15	Rutgers	W	72-57
11/19	UNF	W	75-62
11/22	FGCU	W	60-50
11/25	at Ole Miss	L OT	61-64
11/29	at Purdue @	L	65-76
12/3	UMass	W	83-75
12/6	#21/20 Memphis	L	54-71
12/10	at West Virginia	L	66-77
12/17	vs FAU +	W 2OT	93-90
12/22	at Charlotte	W	76-61
12/30	Appalachian State	W	84-54
1/2	UNC Greensboro	W	99-89
1/7	at #21/23 Virginia*	L	51-52
1/10	at #3/3 North Carolina*	L	56-73
1/18	Clemson*	W	76-73
1/22	NC State*	L	73-78
1/24	at Georgia Tech*	W	64-49
1/29	at Boston College*	W	76-54
2/1	Maryland*	W 2OT	90-86
2/5	at #7/5 Duke*	W OT	78-74
2/9	Virginia Tech*	W	65-49
2/11	at #15/17 Florida State*	L	59-64
2/15	#8/7 North Carolina*	L	64-73
2/18	Wake Forest*	W	74-56
2/21	at Maryland*	L	70-75
2/26	#15/16 Florida State*	W	78-62
2/29	at NC State*	L	73-77
3/3	Boston College*	W	77-56
3/8	at Georgia Tech #	W	54-36
3/9	vs #17/17 Florida State #	L	71-82
3/14	Valparaiso \$	W	66-50
3/19	Minnesota \$	L	60-78
Season Totals:			2332-2181

+ Orange Bowl Classic (Sunrise, Fla.)
 @ ACC/Big Ten Challenge | * ACC Game
 # ACC Tournament (Atlanta, Ga.) | \$ NIT

NO.	PLAYER	POS.	YR.
0	Shane Larkin	G	FR
1	Durand Scott	G	JR
2	Bishop Daniels	G	FR
3	Malcolm Grant	G	SR
4	Trey McKinney Jones	G	JR
5	DeQuan Jones	G/F	SR
10	Raphael Akpejori	F	SO
11	Ryan Quiglar	G	SR
12	Justin Heller	G	SO
15	Rion Brown	G	SO
21	Erik Swoope	F	SO
25	Garrus Adams	G	JR
35	Kenny Kadji	F/C	JR
42	Reggie Johnson	C	JR
45	Julian Gamble	F/C	SR

2014-15

National Invitation Tournament — Finals

Season Record: 25-13 (10-8 ACC)

Jim Larrañaga, Head Coach

11/14	[RV] Howard	W	84-49
11/17	[RV] at #8/7 Florida	W	69-67
11/20	[-/RV] vs. Drexel ^	W	66-46
11/21	[-/RV] vs. Akron ^	W	79-51
11/23	[-/RV] vs. Charlotte ^	W	77-58
11/25	[17/20] at Charlotte ^	W	77-74
11/28	[17/20] South Alabama	W	87-75
12/2	[15] #24/25 Illinois @	W	70-61
12/6	[15] Green Bay	L	55-68
12/8	[20/21] Savannah State	W	70-39
12/19	[18/19] Eastern Kentucky	L	44-72
12/22	[RV/RV] vs. Providence %	L	76-62
12/30	College of Charleston	W	67-40
1/3	#3/3 Virginia *	L 2OT	80-89
1/10	Boston College *	W	60-56
1/13	at #4/4 Duke *	W	90-74
1/17	at #12/12 Notre Dame *	L	70-75
1/22	[RV/RV] NC State *	W	65-60
1/24	[RV/RV] at Syracuse *	W	66-62
1/28	[23] Georgia Tech *	L	50-70
2/1	[23] at Florida State *	L	54-55
2/3	#9/8 Louisville *	L	55-63
2/8	Clemson *	W	56-45
2/11	at Wake Forest *	L	70-72
2/16	at Boston College *	W 2OT	89-86
2/18	Virginia Tech *	W	76-52
2/21	at #12/12 Louisville *	L	53-55
2/25	Florida State *	W	81-77
2/28	#15/18 North Carolina *	L	64-73
3/4	at Pittsburgh *	W	67-63
3/7	at Virginia Tech *	W	82-61
3/11	vs. Virginia Tech #	W	59-49
3/12	vs. #11/9 Notre Dame #	L	63-70
3/17	vs. #7/7 NC Central \$	W	75-71
3/21	vs. Alabama \$	W	73-66
3/24	at Richmond \$	W	63-61
3/31	vs. Temple \$	W	60-57
4/2	vs. Stanford \$	L OT	64-66

^ Charleston Classic | @ ACC-Big Ten Challenge
 % Brooklyn Holiday Hoops Invitational
 * ACC game | # ACC Tournament (Greensboro, N.C.)
 \$ NIT

NO.	PLAYER	POS.	YR.
0	Ja'Quan Newton	G	Fr.
1	Deandre Burnett	G	RFr.
2	Joe Thomas	F	Gr.
5	Davon Reed	G	So.
10	Sheldon McClellan	G	RJr.
11	Mike Fernandez	G	So.
12	James Palmer	G	Fr.
13	Angel Rodriguez	G	RJr.
20	Manu Lecomte	G	So.
21	Kamari Murphy *	F	Jr.
22	Omar Sherman	F	Fr.
23	Tonye Jekiri	C	Jr.
33	Ivan Cruz Uceda	F	Jr.
35	Chris Stowell	F	Fr.

HISTORY

ACC TOURNAMENT HISTORY

2004-05	Miami - No. 6 Seed	MCI Center; Washington, D.C.	
3/10/05	No. 11 Virginia	L	66-65 First Round
2005-06	Miami - No. 8 Seed	Greensboro Coliseum; Greensboro, N.C.	
3/9/06	No. 9 Clemson	W	66-63 First Round
3/10/06	No. 1 #3 Duke	L	80-76 Quarterfinals
2006-07	Miami - No. 12 Seed	St. Pete Times Forum; Tampa, Fla.	
3/8/07	No. 5 #17/21 Maryland	W	67-62 First Round
3/9/07	No. 4 Boston College	L	74-71 (OT) Quarterfinals
2007-08	Miami - No. 5 Seed	Charlotte Bobcats Arena; Charlotte, N.C.	
3/13/08	No. 12 NC State	W	63-50 First Round
3/14/08	No. 4 Virginia Tech	L	63-49 Quarterfinals
2008-09	Miami - No. 9 Seed	Georgia Dome; Atlanta, Ga.	
3/12/09	No. 8 Virginia Tech	L	65-47 First Round
2009-10	Miami - No. 12 Seed	Greensboro Coliseum; Greensboro, N.C.	
3/11/10	No. 5 Wake Forest	W	83-62 First Round
3/12/10	No. 4 Virginia Tech	W	70-65 Quarterfinals
3/13/10	No. 1 #4 Duke	L	77-74 Semifinals
2010-11	Miami - No. 9 Seed	Greensboro Coliseum; Greensboro, N.C.	
3/10/11	No. 8 Virginia	W	69-62 (OT) First Round
3/11/11	No. 1 #6/7 North Carolina	L	61-59 Quarterfinals
2011-12	Miami - No. 6 Seed	Philips Arena; Atlanta, Ga.	
3/8/12	No. 11 Georgia Tech	W	54-36 First Round
3/9/12	No. 3 #17 Florida State	L	82-71 Quarterfinals
2012-13	Miami - No. 1 Seed	Greensboro Coliseum; Greensboro, N.C.	
3/15/13	[9/10] No. 8 Boston College	W	69-58 Quarterfinals
3/16/13	[9/10] No. 5 NC State	W	81-71 Semifinals
3/17/13	[9/10] No. 3 North Carolina	W	87-77 Finals
2013-14	Miami - No. 10 Seed	Greensboro Coliseum; Greensboro, N.C.	
3/12/14	No. 15 Virginia Tech	W	57-53 First Round
3/13/14	No. 7 NC State	L	67-58 Second Round
2014-15	Miami - No. 6 Seed	Greensboro Coliseum; Greensboro, N.C.	
3/11/15	No. 14 Virginia Tech	W	59-49 Second Round
3/12/15	No. 3 #11/9 Notre Dame	L	70-63 Quarterfinals
2015-16	Miami - No. 3 Seed	Verizon Center; Washington, D.C.	
3/10/16	[11] No. 6 Virginia Tech	W	88-82 Quarterfinals
3/11/16	[11] No. 2 #4 Virginia	L	73-68 Semifinals
2016-17	Miami - No. 9 Seed	Barclays Center; Brooklyn, N.Y.	
3/8/17	No. 8 Syracuse	W	62-57 Second Round
3/9/17	No. 1 #6 North Carolina	L	78-53 Quarterfinals
2017-18	Miami - No. 3 Seed	Barclays Center; Brooklyn, N.Y.	
3/8/18	[24/25] No. 6 #12/11 N. Carolina	L	82-65 Quarterfinals

	W	L
All-Time	17	16
Finals	1	0
Semifinals	1	2
Quarterfinals	3	9
Second Round	3	3
First Round	9	2

By Opponent	W	L
Boston College	1	1
Clemson	2	1
Duke	0	2
Florida State	0	1
Georgia Tech	1	1
Maryland	1	0
North Carolina	1	3
NC State	2	1
Notre Dame	0	1
Pittsburgh	1	0
Syracuse	1	0
Virginia	1	2
Virginia Tech	4	3
Wake Forest	2	0

By Miami's Seed	W	L
No. 1	3	0
No. 3	1	2
No. 5	1	1
No. 6	2	3
No. 8	1	1
No. 9	2	4
No. 10	1	1
No. 12	4	3
No. 13	2	1

By Opponent's Seed	W	L
No. 1	0	4
No. 2	0	1
No. 3	1	2
No. 4	1	3
No. 5	4	1
No. 6	1	1
No. 7	0	1
No. 8	3	2
No. 9	1	0
No. 10	0	0
No. 11	1	1
No. 12	2	0
No. 13	1	0
No. 14	1	0
No. 15	1	0



ACC TOURNAMENT HISTORY

Year	Miami - No. [Seed]	Location	Opponent	Result	Score	Round
2018-19	Miami - No. 12 Seed	Spectrum Center; Charlotte, N.C.	No. 13 Wake Forest	W	79-71	First Round
3/12/19			No. 5 #16/15 Virginia Tech	L	71-56	Second Round
3/13/19						
2019-20	Miami - No. 9 Seed	Greensboro Coliseum; Greensboro, N.C.	No. 8 Clemson	L	69-64	Second Round
3/11/20						
2020-21	Miami - No. 13 Seed	Greensboro Coliseum; Greensboro, N.C.	No. 12 Pittsburgh	W	79-73	First Round
3/9/21			No. 5 Clemson	W	67-64	Second Round
3/10/21			No. 4 Georgia Tech	L	70-66	Quarterfinals
3/11/21						

First No. 13-seed ever to reach ACC Tournament quarterfinals

[] - Miami's national ranking
 # - Opponent's national ranking



HISTORY


BIG EAST TOURNAMENT HISTORY

Year	Miami Seed	Opponent	Score	Round	W	L
1991-92	Miami - No. 10 Seed	Madison Square Garden; New York, N.Y.				
3/12/92	No. 7 Pittsburgh	W	83-71	First Round	All-Time	6 12
3/13/92	No. 2 #21 Georgetown	L	77-64	Quarterfinals	Finals	0 0
1992-93	Miami - No. 9 Seed	Madison Square Garden; New York, N.Y.				
3/11/93	No. 8 Georgetown	L	67-40	First Round	Semifinals	0 3
					Quarterfinals	3 4
					First Round	3 5
1993-94	Miami - No. 10 Seed	Madison Square Garden; New York, N.Y.				
3/10/94	No. 7 Seton Hall	L	69-51	First Round	By Opponent	W L
					Georgetown	2 6
					Notre Dame	1 0
					Pittsburgh	1 2
					Rutgers	1 0
					St. John's	1 2
					Seton Hall	0 2
1994-95	Miami - No. 5 Seed	Madison Square Garden; New York, N.Y.				
3/10/95	No. 4 #24 Georgetown	L	69-58	Quarterfinals	By Miami's Seed	W L
					No. 2	2 2
					No. E2	1 1
					No. 4	0 1
					No. 5	0 1
					No. 7	2 2
					No. E4	0 1
					No. 9	0 1
					No. 10	1 2
					No. E6	0 1
1995-96	Miami - No. 7 Seed	Madison Square Garden; New York, N.Y.				
3/6/96	No. 10 Rutgers	W	77-67	First Round	By Opponent's Seed	W L
3/7/96	No. 2 #6 Georgetown	L	92-62	Quarterfinals	No. 2	0 3
					No. W1	0 1
					No. 3	0 2
					No. 4	0 1
					No. W3	1 1
					No. 7	2 1
					No. 8	0 1
					No. W5	0 1
					No. 10	3 0
					No. 13	0 1
1996-97	Miami - No. 7 Seed	Madison Square Garden; New York, N.Y.				
3/5/97	No. 10 St. John's [^]	W	76-68 (OT)	First Round		
3/6/97	No. 2 Georgetown	L	63-59	Quarterfinals		
1997-98	Miami - No. 4 Seed	Madison Square Garden; New York, N.Y.				
3/4/98	No. 13 Georgetown	L	62-56	First Round		
1998-99	Miami - No. 2 Seed	Madison Square Garden; New York, N.Y.				
3/4/99	[9/10] No. 10 Georgetown	W	65-54	Quarterfinals		
3/5/99	[9/10] No. 3 #10/9 St. John's [^]	L	62-59	Semifinals		
1999-2000	Miami - No. 2 Seed	Madison Square Garden; New York, N.Y.				
3/9/00	[23] No. 7 Notre Dame	W	61-58	Quarterfinals		
3/10/00	[23] No. 3 #19/20 St. John's [^]	L	58-57	Semifinals		
2000-01	Miami - No. E4 Seed	Madison Square Garden; New York, N.Y.				
3/7/01	No. W5 Pittsburgh	L	78-69	First Round		
2001-02	Miami - No. E2 Seed	Madison Square Garden; New York, N.Y.				
3/7/02	[21] No. W3 Georgetown	W	84-76 (OT)	Quarterfinals		
3/8/02	[21] No. W1 #7 Pittsburgh	L	76-71	Semifinals		
2002-03	Miami - No. E6 Seed	Madison Square Garden; New York, N.Y.				
3/12/03	No. W3 Seton Hall	L	67-52	First Round		
2003-04	Miami - n/a	Madison Square Garden; New York, N.Y.				
<i>Did not qualify for BIG EAST Tournament</i>						

[^] - Road game
 [] - Miami's national ranking
 # - Opponent's national ranking

NOTE: BIG EAST seeded teams by divisional finish from 2001 to 2003

NBA & ABA DRAFTS



Rick Barry



Shane Larkin



Lonnie Walker IV

NBA Draft Selections

Player	Team	Year	Round	Overall pick
Dick Miani	New York Knicks	1956	<i>Knicks' 10th selection</i>	
Mike McCoy	Detroit Pistons	1963	3rd Round	21st
Rick Barry	San Francisco Warriors	1965	1st Round	2nd
Mike Wittman	St. Louis Hawks	1967	5th Round	49th
Rusty Parker	Atlanta Hawks	1968	5th Round	61st
Bill Soens	Philadelphia 76ers	1968	11th Round	145th
Don Curnutt	New York Knicks	1970	10th Round	170th
Wayne Canada	Portland Trail Blazers	1970	15th Round	218th
Willie Allen	Baltimore Bullets	1971	4th Round	60th
Tito Horford	Milwaukee Bucks	1988	2nd Round	39th
Joe Wylie	Los Angeles Clippers	1991	2nd Round	38th
Constantin Popa	Los Angeles Clippers	1995	2nd Round	53rd
Tim James	Miami Heat	1999	1st Round	25th
John Salmons	San Antonio Spurs	2002	1st Round	26th
James Jones	Indiana Pacers	2003	2nd Round	49th
Guillermo Diaz	Los Angeles Clippers	2006	2nd Round	52nd
Jack McClinton	San Antonio Spurs	2009	2nd Round	51st
Dwayne Collins	Phoenix Suns	2010	2nd Round	60th
Shane Larkin	Atlanta Hawks	2013	1st Round	18th
Davon Reed	Phoenix Suns	2017	2nd Round	32nd
Lonnie Walker IV	San Antonio Spurs	2018	1st Round	18th
Bruce Brown Jr.	Detroit Pistons	2018	2nd Round	42nd
Dewan Hernandez	Toronto Raptors	2019	2nd Round	59th

ABA Draft Selections

Player	Team	Year	Round
Mike Wittman	Anaheim Amigos	1967	12th Round
Bill Soens	New York Nets	1968	10th Round
Rusty Parker	Oakland Oaks	1968	8th Round
Don Curnutt	Indiana Pacers	1970	7th Round
Willie Allen	Miami Floridians	1971	12th Round

HISTORY



CANES IN THE NBA

RICK BARRY—PPG: 23.17

Season	Team	GP	GS	MIN	FGM	FGA	FG%	3PM	3PA	3P%	FTM	FTA	FT%	OFF	DEF	TRB	AST	STL	BLK	PF	PTS	
1965-66	GOS	80	-	2990	745	1698	.439	-	-	-	569	660	.862	-	-	850	173	-	-	-	297	2059
1966-67	GOS	78	-	3175	1011	2240	.451	-	-	-	753	852	.884	-	-	714	282	-	-	-	258	2775
1972-73	GOS	82	-	3075	737	1630	.452	-	-	-	358	397	.902	-	-	728	399	-	-	-	245	1832
1973-74	GOS	80	-	2918	796	1746	.456	-	-	-	417	464	.899	103	437	540	484	169	40	265	2009	
1974-75	GOS	80	-	3235	1028	2217	.464	-	-	-	394	436	.904	92	364	456	492	228	33	225	2450	
1975-76	GOS	81	-	3122	707	1624	.435	-	-	-	287	311	.923	74	422	496	496	202	27	215	1701	
1976-77	GOS	79	-	2904	682	1551	.440	-	-	-	359	392	.916	73	349	422	475	172	58	194	1723	
1977-78	GOS	82	-	3024	760	1686	.451	-	-	-	378	409	.924	75	374	449	446	158	45	188	1898	
1978-79	HOU	80	-	2566	461	1000	.461	-	-	-	160	169	.947	40	237	277	502	95	38	195	1082	
1979-80	HOU	72	-	1816	325	771	.422	73	221	.330	143	153	.935	53	183	236	268	80	28	182	866	
Career		794	-	28825	7252	16163	.449	73	221	.330	3818	4243	.900	510	2366	5168	4017	1104	269	2264	18395	

BRUCE BROWN JR.—PPG: 7.15

Season	Team	GP	GS	MIN	FGM	FGA	FG%	3PM	3PA	3P%	FTM	FTA	FT%	OFF	DEF	TRB	AST	STL	BLK	PF	PTS
2018-19	DET	74	56	1449	125	314	.398	24	93	.258	45	60	.750	48	137	185	91	40	36	178	319
2019-20	DET	58	43	1634	198	447	.443	33	96	.344	88	119	.739	61	213	274	230	63	29	162	517
2020-21	BRK	65	37	1451	235	423	.556	17	59	.288	86	117	.735	111	238	349	104	58	28	145	573
Career		197	136	4534	558	1184	.471	74	248	.298	219	296	.740	220	588	808	425	161	93	485	1409

GUILLERMO DIAZ—PPG: 0.83

Season	Team	GP	GS	MIN	FGM	FGA	FG%	3PM	3PA	3P%	FTM	FTA	FT%	OFF	DEF	TRB	AST	STL	BLK	PF	PTS
2007-08	LAC	6	0	18	1	4	.250	0	1	.000	3	5	.600	2	0	2	1	0	0	0	5
Career		6	0	18	1	4	.250	0	1	.000	3	5	.600	2	0	2	1	0	0	0	5

DEWAN HERNANDEZ—PPG: 2.33

Season	Team	GP	GS	MIN	FGM	FGA	FG%	3PM	3PA	3P%	FTM	FTA	FT%	OFF	DEF	TRB	AST	STL	BLK	PF	PTS
2019-20	TOR	6	0	28	5	14	.357	1	2	.500	4	12	.333	5	9	14	3	1	0	6	14
Career		6	0	28	5	14	.357	1	2	.500	4	12	.333	5	9	14	3	1	0	6	14

ROBERT HITE—PPG: 4.25

Season	Team	GP	GS	MIN	FGM	FGA	FG%	3PM	3PA	3P%	FTM	FTA	FT%	OFF	DEF	TRB	AST	STL	BLK	PF	PTS
2006-07	MIA	12	0	136	19	60	.317	5	23	.217	8	12	.667	4	12	16	8	3	2	8	51
Career		12	0	136	19	60	.317	5	23	.217	8	12	.667	4	12	16	8	3	2	8	51

TITO HORFORD—PPG: 1.48

Season	Team	GP	GS	MIN	FGM	FGA	FG%	3PM	3PA	3P%	FTM	FTA	FT%	OFF	DEF	TRB	AST	STL	BLK	PF	PTS
1988-89	MIL	25	0	112	15	46	.326	0	0	.000	12	19	.632	9	13	22	3	1	7	14	42
1989-90	MIL	35	0	236	18	62	.290	0	0	.000	15	24	.625	19	40	59	2	5	16	33	51
1993-94	WAS	3	0	28	0	2	.000	0	0	.000	0	0	.000	1	2	3	0	1	3	3	0
Career		63	0	376	33	110	.300	0	0	.000	27	43	.628	29	55	84	5	7	26	50	93

TIM JAMES—PPG: 1.58

Season	Team	GP	GS	MIN	FGM	FGA	FG%	3PM	3PA	3P%	FTM	FTA	FT%	OFF	DEF	TRB	AST	STL	BLK	PF	PTS
1999-00	MIA	4	0	23	5	14	.357	0	0	.000	1	3	.333	3	1	4	2	0	3	1	11
2000-01	CHA	30	0	197	16	52	.308	1	3	.333	12	14	.857	15	20	35	8	2	5	27	45
2001-02	PHL	9	0	41	5	13	.385	0	0	.000	2	6	.333	5	2	7	1	0	1	5	12
Career		43	0	261	26	79	.329	1	3	.333	15	23	.652	23	23	46	11	2	9	33	68

DeQUAN JONES—PPG: 3.70

Season	Team	GP	GS	MIN	FGM	FGA	FG%	3PM	3PA	3P%	FTM	FTA	FT%	OFF	DEF	TRB	AST	STL	BLK	PF	PTS
2012-13	ORL	63	17	803	95	218	.436	9	35	.257	34	51	.667	17	88	105	16	19	22	55	233
Career		63	17	803	95	218	.436	9	35	.257	34	51	.667	17	88	105	16	19	22	55	233

JAMES JONES—PPG: 2.24

Season	Team	GP	GS	MIN	FGM	FGA	FG%	3PM	3PA	3P%	FTM	FTA	FT%	OFF	DEF	TRB	AST	STL	BLK	PF	PTS
2003-04	IND	6	0	26	2	9	.222	1	4	.250	2	2	1.000	0	2	2	0	1	0	1	7
2004-05	IND	75	24	1330	126	318	.396	66	166	.398	53	62	.855	39	135	174	57	31	28	123	371
2005-06	PHX	75	24	1772	243	581	.418	110	285	.386	103	121	.851	44	209	253	57	38	49	142	699
2006-07	PHX	76	7	1376	162	440	.368	90	238	.378	71	81	.877	33	143	176	45	28	42	115	485
2007-08	POR	58	3	1276	143	327	.437	91	205	.444	86	98	.878	43	118	161	34	24	15	96	463
2008-09	MIA	40	1	630	55	149	.369	33	96	.344	26	31	.839	12	50	62	20	12	14	58	169
2009-10	MIA	36	6	503	43	119	.361	37	90	.411	23	28	.821	4	41	45	17	11	4	45	146
2010-11	MIA	81	8	1549	146	346	.422	123	287	.429	60	72	.833	23	137	160	43	29	19	129	475
2011-12	MIA	51	10	666	57	150	.380	46	114	.404	25	30	.833	6	43	49	19	17	9	45	185
2012-13	MIA	38	0	221	21	61	.344	16	53	.302	2	4	.500	0	22	22	13	2	6	16	60

HISTORY



GAMES IN THE NBA

2013-14	MIA	20	6	236	31	68	.456	28	54	.519	7	11	.636	2	21	23	9	3	4	6	97
2014-15	CLE	57	2	669	74	201	.368	63	175	.360	39	46	.848	9	53	62	24	13	8	67	250
2015-16	CLE	48	0	463	58	142	.408	41	104	.394	21	26	.808	8	42	50	14	11	10	50	178
2016-17	CLE	48	2	381	44	92	.478	31	66	.470	13	20	.650	3	34	37	14	6	10	37	132
Career		709	93	11098	1205	3003	.401	776	1937	.401	531	632	.840	226	1050	1276	366	226	218	930	3717

SHANE LARKIN—PPG: 5.46

Season	Team	GP	GS	MIN	FGM	FGA	FG%	3PM	3PA	3P%	FTM	FTA	FT%	OFF	DEF	TRB	AST	STL	BLK	PF	PTS
2013-14	DAL	48	0	489	52	137	.380	12	38	.316	16	25	.640	11	31	42	71	26	1	46	132
2014-15	NYK	76	22	1865	187	432	.433	35	116	.302	61	78	.782	29	147	176	226	93	9	150	470
2015-16	BRK	78	17	1751	222	502	.442	39	108	.361	83	107	.776	28	152	180	342	95	12	121	566
2017-18	BOS	54	2	775	84	219	.384	31	86	.360	32	37	.865	15	77	92	98	29	2	58	231
Career		256	41	4880	545	1290	.422	117	348	.336	192	247	.777	83	407	490	737	243	24	375	1399

SHELDON MAC—PPG: 3.00

Season	Team	GP	GS	MIN	FGM	FGA	FG%	3PM	3PA	3P%	FTM	FTA	FT%	OFF	DEF	TRB	AST	STL	BLK	PF	PTS
2016-17	WAS	30	3	287	30	75	.400	7	30	.233	23	27	.852	4	30	34	15	8	2	17	90
Career		30	3	287	30	75	.400	7	30	.233	23	27	.852	4	30	34	15	8	2	17	90

TREY MCKINNEY JONES—PPG: 0.00

Season	Team	GP	GS	MIN	FGM	FGA	FG%	3PM	3PA	3P%	FTM	FTA	FT%	OFF	DEF	TRB	AST	STL	BLK	PF	PTS
2017-18	IND	1	0	1	0	0	.000	0	0	.000	0	0	.000	0	0	0	0	0	0	0	0
Career		1	0	1	0	0	.000	0	0	.000	0	0	.000	0	0	0	0	0	0	0	0

DAVON REED—PPG: 2.42

Season	Team	GP	GS	MIN	FGM	FGA	FG%	3PM	3PA	3P%	FTM	FTA	FT%	OFF	DEF	TRB	AST	STL	BLK	PF	PTS
2017-18	PHX	21	1	242	22	76	.289	11	38	.289	8	12	.667	2	37	39	13	10	2	17	63
2018-19	IND	10	0	47	5	12	.417	2	4	.500	0	0	.000	2	4	6	3	1	0	3	12
Career		31	1	289	27	88	.307	13	42	.310	8	12	.667	4	41	45	16	11	2	20	75

JOHN SALMONS—PPG: 9.26

Season	Team	GP	GS	MIN	FGM	FGA	FG%	3PM	3PA	3P%	FTM	FTA	FT%	OFF	DEF	TRB	AST	STL	BLK	PF	PTS
2002-03	PHL	64	1	504	48	116	.414	10	31	.323	26	35	.743	16	43	59	47	17	6	53	132
2003-04	PHL	77	24	1603	161	416	.387	50	147	.340	71	92	.772	38	158	196	134	62	16	122	443
2004-05	PHL	58	8	993	85	210	.405	31	91	.341	35	48	.729	12	109	121	114	40	13	92	236
2005-06	PHL	82	24	2059	219	521	.420	26	87	.299	155	200	.775	48	172	220	223	73	13	178	619
2006-07	SAC	79	19	2135	236	516	.457	40	112	.357	159	204	.779	47	217	264	254	73	27	177	671
2007-08	SAC	81	41	2517	381	799	.477	39	120	.325	214	260	.823	76	273	349	208	93	31	171	1015
2008-09	All	79	74	2959	516	1093	.472	126	302	.417	288	347	.830	59	274	333	249	83	24	182	1446
2008-09	SAC	53	53	1980	351	744	.472	77	184	.418	191	232	.823	43	178	221	196	58	9	122	970
2008-09	CHI	26	21	979	165	349	.473	49	118	.415	97	115	.843	16	96	112	53	25	15	60	476
2009-10	All	81	56	2824	437	991	.441	118	309	.382	253	305	.830	35	235	270	223	99	26	166	1245
2009-10	CHI	51	28	1695	230	548	.420	73	192	.380	116	147	.789	18	156	174	125	65	22	101	649
2009-10	MIL	30	28	1129	207	443	.467	45	117	.385	137	158	.867	17	79	96	98	34	4	65	596
2010-11	MIL	73	70	2554	373	898	.415	83	219	.379	195	240	.812	27	239	266	252	72	28	157	1024
2011-12	SAC	46	32	1250	141	345	.409	33	112	.295	29	45	.644	20	114	134	93	38	7	77	344
2012-13	SAC	76	72	2278	244	612	.399	99	267	.371	85	110	.773	33	174	207	226	51	25	143	672
2013-14	All	78	8	1726	150	413	.363	63	163	.387	40	52	.769	20	143	163	147	47	19	124	403
2013-14	TOR	60	0	1281	109	296	.368	47	121	.388	33	45	.733	12	105	117	103	35	11	92	298
2013-14	SAC	18	8	445	41	117	.350	16	42	.381	7	7	1.000	8	38	46	44	12	8	32	105
2014-15	NOP	21	0	270	16	48	.333	8	26	.308	2	4	.500	4	17	21	13	9	4	25	42
Career		895	429	23672	3007	6978	.431	726	1986	.366	1552	1942	.799	435	2168	2603	2183	757	239	1667	8292

LONNIE WALKER IV—PPG: 7.99

Season	Team	GP	GS	MIN	FGM	FGA	FG%	3PM	3PA	3P%	FTM	FTA	FT%	OFF	DEF	TRB	AST	STL	BLK	PF	PTS
2018-19	SAS	17	0	118	16	46	.348	5	13	.385	8	10	.800	0	17	17	9	7	3	7	45
2019-20	SAS	61	12	988	152	357	.426	41	101	.406	44	61	.721	23	116	139	68	32	14	78	389
2020-21	SAS	60	38	1522	256	609	.420	100	282	.355	57	70	.814	14	141	155	101	29	15	101	669
Career		138	50	2628	424	1012	.419	146	396	.369	109	141	.773	37	274	311	178	68	32	186	1103

HISTORY

ALL-AMERICANS

Dick Hickox, 1960

AP Second Team, UPI Second Team

YEAR	GP	FG-FGA	FG%	FT-FTA	FT%	REB	RPG	PTS	PPG
1958-59	25	161-378	.426	131-162	.809	98	3.9	453	18.1
1959-60	27	219-460	.476	158-198	.798	100	3.7	596	22.1
1960-61	27	180-437	.412	120-152	.788	138	5.1	480	17.8
TOTALS	79	560-1275	.439	409-512	.799	336	4.3	1529	19.4

Rick Barry, 1965

Consensus First Team

YEAR	GP	FG-A	FG%	FT-FTA	FT%	REB	RPG	PTS	PPG
1962-63	24	162-341	.475	131-158	.829	351	14.6	455	19.0
1963-64	27	314-572	.549	242-287	.843	448	16.6	870	32.1
1964-65	26	340-651	.522	292-341	.859	475	18.3	973	37.4*
TOTALS	77	816-1564	.522	665-786	.846	1274	16.5	2298	29.8

* No. 12 in NCAA history

Don Curnutt, 1970

AP Second Team, UPI Second Team

YEAR	GP	FG-A	FG%	FT-FTA	FT%	REB	RPG	PTS	PPG
1967-68	28	268-559	.480	99-120	.825	64	2.3	635	22.7
1968-69	24	262-613	.428	138-170	.812	72	3.0	662	27.6
1969-70	25	283-644	.439	143-166	.861	54	2.2	709	28.4
TOTALS	77	813-1816	.448	380-456	.833	190	2.5	2006	26.1

Tim James, 1999

AP Third Team, NABC Third Team

YEAR	GP	FG-A	FG%	3FG-A	3FG%	FT-FTA	FT%	REB	RPG	PTS	PPG
1995-96	28	117-221	.529	2-6	.333	46-85	.541	151	5.4	282	10.1
1996-97	29	165-380	.434	2-8	.250	73-120	.608	196	6.8	405	14.0
1997-98	28	184-379	.485	4-17	.235	97-144	.674	263	9.4	469	16.8
1998-99	30	215-451	.477	12-41	.293	115-165	.697	246	8.2	557	18.6
TOTALS	115	681-1431	.476	20-72	.278	331-514	.644	856	7.4	1713	14.9

Shane Larkin, 2013

AP Second Team, NABC Second Team, John Wooden All-American,

The Sporting News Third Team, Lute Olson All-American, Lefty Driesell Defensive All-American

YEAR	GP	FG-A	FG%	3FG-A	3FG%	FT-FTA	FT%	REB	RPG	PTS	PPG
2011-12	32	73-203	.360	32-99	.323	60-70	.857	80	2.5	52	7.4
2012-13	36	183-382	.479	69-170	.406	87-112	.777	138	3.8	522	14.5
TOTALS	68	256-585	.438	101-269	.375	147-182	.808	218	3.2	760	11.2



UM, REGIONAL AND NATIONAL HONORS

RETIRED JERSEYS

2010	Rick Barry	#24	1962-65
2010	Tim James	#40	1995-99

HONORED JERSEYS

2010	Don Curnutt	#11	1967-70
2010	Dick Hickox	#13	1958-61
2010	Jack McClinton	#33	2006-09

Verizon Academic All-America

Kevin Presto	1989
James Jones	2003, Second Team

Verizon All-Academic District III

James Jones	2002
James Jones	2003

CoSIDA Academic All-District Team

Davon Reed	2017
------------	------

NABC Honors Court

Raphael Akpejori	2013
Davon Reed	2016
Chris Stowell	2018
Nysier Brooks	2020
Willie Herenton	2020
Nysier Brooks	2021
Willie Herenton	2021

Senior CLASS Award Candidates

2009	Jack McClinton
2012	Malcolm Grant
2017	Davon Reed
2020	DJ Vasiljevic
2021	Nysier Brooks

Skip Prosser Award

(ACC's top men's basketball scholar-athlete)

Jack McClinton	2009
Davon Reed	2017

ACC Postgraduate Scholarship Honoree

Davon Reed	2017
------------	------

National Coach of the Year

1995	Leonard Hamilton	UPI
2013	Jim Larrañaga	AP, Naismith, Iba, ESPN (First Team)

National Player of the Year

2013	Shane Larkin	Lute Olson
------	--------------	------------

All-Americans

1960	Dick Hickox	UPI, 2nd AP
1965	Rick Barry	Consensus 1st
1970	Don Curnutt	2nd AP, UPI
1999	Tim James	3rd AP, NABC
2013	Shane Larkin	2nd AP, NABC
		3rd Sporting News
		Defensive: ESPN, Wooden, Olson, Driesell

National Coach of the Week

Jim Larrañaga	Jan. 28, 2013
---------------	---------------

National Player of the Week

2008	Dwayne Collins	ESPN.com, 2/25/08
2008	Dwayne Collins	Rivals.com, 2/25/08
2013	Shane Larkin	Oscar Robertson, 2/4/13

National Association of Basketball Coaches

Coach of the Year

2005	Frank Haith	District 6
2013	Jim Larrañaga	District 2

National Association of Basketball Coaches

All-District 6

2002	Darius Rice	First Team
2002	John Salmons	Second Team
2003	Darius Rice	First Team
2004	Darius Rice	First Team
2005	Guillermo Diaz	First Team
2006	Guillermo Diaz	First Team
2006	Robert Hite	First Team
2009	Jack McClinton	First Team

All-District 2

2013	Kenny Kadji	First Team
2013	Shane Larkin	First Team
2016	Sheldon McClellan	Second Team

USBWA District Coach of the Year

2013	Jim Larrañaga	District IV
2016	Jim Larrañaga	District IV

USBWA All-District IV

2006	Guillermo Diaz	First Team
2013	Shane Larkin	First Team
2016	Sheldon McClellan	First Team

Basketball Times Coach of the Year

2013	Jim Larrañaga	South District
------	---------------	----------------

Basketball Times All-District

2013	Shane Larkin	South Team
------	--------------	------------

Slam Dunk & 3-Point Championships

2009	Jack McClinton	3-point champion
2011	DeQuan Jones	Slam Dunk participant

Reese's Senior All-Star Game

2013	Durand Scott
------	--------------

World's 100 Most Influential People by Time Magazine

2010	Willie Allen
------	--------------

UM Most Outstanding Athlete

2012-13	Shane Larkin
---------	--------------

UM's Iron Arrow Society

2012	Malcolm Grant
2016	Head coach Jim Larrañaga
2018	Chris Stowell

ACC HONORS

ACC Coach of the Year

Jim Larrañaga	2012-13	Coaches/ACSMA
Jim Larrañaga	2015-16	Coaches/ACSMA

ACC Player of the Year

Shane Larkin	2012-13	Coaches
--------------	---------	---------

ACC Defensive Player of the Year

Durand Scott	2012-13	Coaches/ACSMA
--------------	---------	---------------

First Team All-ACC

Jack McClinton	2007-08	
Jack McClinton	2008-09	
Shane Larkin	2012-13	Coaches/ACSMA

Second Team All-ACC

Guillermo Diaz	2004-05	
Guillermo Diaz	2005-06	
Kenny Kadji	2012-13	Coaches/ACSMA
Sheldon McClellan	2015-16	Coaches/ACSMA

Third Team All-ACC

Robert Hite	2005-06	
Jack McClinton	2006-07	
Malcolm Grant	2010-11	
Kenny Kadji	2011-12	
Durand Scott	2012-13	Coaches
Rion Brown	2013-14	Coaches/ACSMA
Angel Rodriguez	2015-16	ACSMA
Tonye Jekiri	2015-16	Coaches
Davon Reed	2016-17	
Isaiah Wong	2020-21	

Honorable Mention All-ACC

Robert Hite	2004-05	
Reggie Johnson	2010-11	
Durand Scott	2011-12	
Durand Scott	2012-13	ACSMA
Tonye Jekiri	2014-15	ACSMA
Sheldon McClellan	2014-15	ACSMA
Angel Rodriguez	2014-15	ACSMA
Tonye Jekiri	2015-16	ACSMA
Lonnie Walker IV	2017-18	
Chris Lykes	2019-20	

ACC All-Rookie Team

Durand Scott	2009-10
Shane Larkin	2011-12
Lonnie Walker IV	2017-18

ACC All-Defensive Team

Anthony King	2004-05	
Shane Larkin	2012-13	Coaches/ACSMA
Durand Scott	2012-13	Coaches/ACSMA
Julian Gamble	2012-13	Coaches
Tonye Jekiri	2014-15	Coaches/ACSMA
Tonye Jekiri	2015-16	Coaches/ACSMA
Davon Reed	2016-17	

ACC All-Academic Team

Brian Asbury	2005-06
Jimmy Graham	2005-06
Adrian Thomas	2005-06
Jimmy Graham	2006-07
Jack McClinton	2006-07
Jack McClinton	2007-08
Jack McClinton	2008-09
Antoine Allen	2009-10

Erik Swoope	2010-11
Adrian Thomas	2010-11
Raphael Akpejori	2012-13
Donnavan Kirk	2013-14
Davon Reed	2014-15
Davon Reed	2015-16
Davon Reed	2016-17
Bruce Brown	2016-17
Chris Lykes	2017-18
DJ Vasiljevic	2017-18
Lonnie Walker IV	2017-18
Chris Lykes	2018-19
Rodney Miller Jr.	2019-20
DJ Vasiljevic	2019-20
Nysier Brooks	2020-21

ACC Player of the Week

Robert Hite	Dec. 13, 2004
Guillermo Diaz	Jan. 10, 2005
Jack McClinton	Dec. 4, 2006
Jack McClinton	Dec. 17, 2007
Jack McClinton	Feb. 9, 2009
Reggie Johnson	Feb. 6, 2012
Durand Scott	Dec. 17, 2012
Durand Scott	Jan. 28, 2013
Shane Larkin	Feb. 4, 2013
Angel Rodriguez	Nov. 24, 2014
Sheldon McClellan	Dec. 1, 2014
Tonye Jekiri	Nov. 23, 2015
Kameron McGusty	Dec. 23, 2019

ACC Rookie of the Week

Dwayne Collins	Jan. 22, 2007
Durand Scott	Nov. 16, 2009
Durand Scott	Dec. 28, 2009
Durand Scott	Jan. 11, 2010
Durand Scott	Mar. 8, 2010
Shane Larkin	Dec. 5, 2012
Bruce Brown Jr.	Dec. 12, 2016
Bruce Brown Jr.	Feb. 28, 2017
Lonnie Walker IV	Dec. 11, 2017
Chris Lykes	Jan. 8, 2018
Lonnie Walker IV	Jan. 29, 2018
Lonnie Walker IV	Feb. 5, 2018
Isaiah Wong	Feb. 17, 2020
Isaiah Wong	Feb. 24, 2020

Preseason All-ACC Team*

Jack McClinton	2008-09	First
Malcolm Grant	2011-12	First
Bruce Brown Jr.	2017-18	Second
Chris Lykes	2019-20	Second
Chris Lykes	2020-21	First

* The ACC added a second-team list in 2015-16

ACC Tournament MVP

Shane Larkin	2012-13
--------------	---------

ACC All-Tournament Team

Durand Scott	2009-10	
Shane Larkin	2012-13	First
Durand Scott	2012-13	First
Trey McKinney Jones	2012-13	Second
Julian Gamble	2012-13	Second
Sheldon McClellan	2015-16	Second
Kameron McGusty	2020-21	Second
Isaiah Wong	2020-21	Second



BIG EAST HONORS

BIG EAST Coach of the Year

Leonard Hamilton	1994-95
Leonard Hamilton	1998-99

BIG EAST Player of the Year

Tim James	1998-99
-----------------	---------

BIG EAST Most Improved Player

Johnny Hemsley	1998-99
----------------------	---------

BIG EAST Sportsmanship Award

John Salmons	2001-02
--------------------	---------

First Team All-BIG EAST

Tim James	1997-98
Tim James	1998-99
Johnny Hemsley	1998-99

Second Team All-BIG EAST

Tim James	1996-97
Johnny Hemsley	1999-00
Darius Rice	2001-02
John Salmons	2001-02
Darius Rice	2003-04

Third Team All-BIG EAST

Constantin Popa	1992-93
Constantin Popa	1994-95
Mario Bland	1999-00
John Salmons	2000-01
James Jones	2001-02
Darius Rice	2002-03

Honorable Mention All-BIG EAST

James Jones	2002-03
-------------------	---------

BIG EAST All-Rookie Team

Steven Edwards	1992-93
Kevin Norris	1994-95
Tim James	1995-96
Darius Rice	2000-01
Guillermo Diaz	2003-04

BIG EAST All-Tournament Team

Jerome Scott	1992
Tim James	1999
Marcus Barnes	2002

BIG EAST Academic All-Star

Nick Donovan	1995-96
Brad Timpf	1995-96
Nick Donovan	1996-97
Nick Donovan	1997-98
Jerry Schlie	1998-99
Tarik El-Bassiouni	1999-00
James Jones	1999-00
Jerry Schlie	1999-00
Paulo Coelho	2000-01
James Jones	2000-01
Jerry Schlie	2000-01
James Jones	2001-02
Jerry Schlie	2001-02
James Jones	2002-03
Danny Marakovits	2002-03

BIG EAST Player of the Week

Jamal Johnson	Dec. 20, 1993
Tim James	Dec. 16, 1996
Kevin Norris	Jan. 20, 1997
Tim James	Nov. 24, 1997
Johnny Hemsley	Jan. 5, 1998
Johnny Hemsley	Dec. 21, 1998
Tim James	Dec. 28, 1998
Johnny Hemsley	Jan. 4, 1999
Tim James	Feb. 8, 1999
Tim James	Feb. 15, 1999
Johnny Hemsley	Feb. 22, 1999
Mario Bland	Mar. 5, 2000
John Salmons	Mar. 4, 2001
John Salmons	Dec. 23, 2001
John Salmons	Dec. 31, 2001
Darius Rice	Jan. 28, 2002
Darius Rice	Jan. 27, 2003
Robert Hite	Dec. 29, 2003

BIG EAST Rookie of the Week

Steven Edwards	Jan. 24, 1993
Steven Edwards	Feb. 14, 1993
Steven Edwards	Feb. 28, 1993
Kevin Norris	Jan. 16, 1995
Tim James	Jan. 2, 1996
Tim James	Jan. 9, 1996
Tim James	Feb. 26, 1996
Tim James	Mar. 3, 1996
Marcus Barnes	Jan. 22, 2001
Darius Rice	Feb. 19, 2001
Guillermo Diaz	Dec. 8, 2003

HISTORY

ALL-TIME VS. AP RANKED OPPONENTS

Highest-Ranked Opponent Defeated at Home

#1/1 Duke, 90-63, Jan. 23, 2013

Third-largest victory over a No. 1 team in poll history and widest such margin since 1968

Highest-Ranked Opponent Defeated on Road

#2/2 Connecticut, 73-71, Feb. 20, 1999

vs. AP Ranked Teams All-Time

Overall	57-172
Home	35-65
Away	17-80
Neutral	5-27
Overtime	4-11
Single Overtime.....	4-7
Double Overtime	0-4

vs. AP Ranked Teams Since Rebirth (1985-86)

Overall	56-161
Home	35-59
Away	17-75
Neutral	4-27
Overtime	4-11
Single Overtime.....	4-7
Double Overtime	0-4

vs. AP Ranked Teams Since Joining ACC (2004-05)

Overall	31-88
Home	18-34
Away	10-38
Neutral	3-16
Overtime	3-7
Single Overtime.....	3-5
Double Overtime	0-2
Conference Games	23-69
Home.....	16-32
Away	7-37
All Overtime.....	3-7
Single Overtime.....	3-5
Double Overtime	0-2
Non-Conference Games.....	8-19
Overtime.....	n/a
ACC Tournament.....	1-9
NCAA Tournament	0-3
Regular Season	7-7

vs. AP Ranked Teams

Under Head Coach Jim Larrañaga

Overall	20-56
Home	11-21
Away	7-25
Neutral	2-10
Conference Games	14-45
Home.....	9-20
Away	5-25
All Overtime.....	2-5
Single Overtime.....	2-4
Double Overtime	0-1
Non-Conference Games.....	6-11
Overtime	n/a
ACC Tournament	0-6
NCAA Tournament.....	0-2
Regular Season.....	6-3

Overall vs. AP Ranked Teams in Non-Conference Games

(includes conference tournament and postseason games)

Overall	13-62
Overtime (2OT).....	0-1
Home	5-18
Away	3-18
Neutral	5-26

At Watsco Center vs. AP Ranked Teams

(since January 2002)

Overall	19-35
Conference Games	17-33
Non-Conference Games.....	2-2
Overtime	1-6
Single Overtime.....	1-3
Double Overtime	0-3

Records do not count 11 games against opponents ranked only in the UPI Poll or USA TODAY Coaches Poll, but not the Associated Press Poll.

There are six such games since the program rebirth, including four in the ACC era. Just one of them, against Florida State on 1/27/19, came under Jim Larrañaga.



MIAMI VS. RANKED OPPONENTS

1960-61 AP UPI
1/30/61 7 — Louisville W 71-69

1962-63 AP UPI
12/21/62 — 2 Duke W 71-69

1964-65 AP UPI
12/12/64 10 13 St. John's L 79-77
2/2/65 — 20 Miami (Ohio) W 100-85

1965-66 AP UPI
12/9/65 — 11 at San Francisco L 105-89

1966-67 AP UPI
12/28/66 — 17 Western Kentucky L 94-89
2/18/67 7 8 Houston L 105-86
2/25/67 — 17 at St. John's L 97-70

1967-68 AP UPI
2/15/68 1 — at Houston L 106-64

1969-70 AP UPI
12/12/69 2 — at UCLA L 127-69
12/30/69 5 — Ohio University L 99-74
1/10/70 7 — at Jacksonville L 121-87
2/14/70 13 — at Houston L 118-98
2/28/70 9 — Florida State L 112-96
3/4/70 6 — Jacksonville L 108-97

1970-71 AP UPI
1/9/71 7 — at Jacksonville L 124-82
3/2/71 9 — Jacksonville L 94-75

1985-86 AP UPI
2/19/86 2 — at Duke L 104-82
2/22/86 14 — Notre Dame L 126-73

1986-87 AP UPI
12/6/86 1 — at North Carolina L 122-77
1/17/87 20 — at Kansas L 82-47
2/21/87 18 — at Florida L 99-60
3/5/87 20 — at Notre Dame L 65-49

1987-88 AP UPI
11/27/87 9 — vs. Michigan L 109-76
12/30/87 11 — vs. Purdue L 110-82
1/2/88 18 — Georgetown L 82-78
1/6/88 9 — at Duke L 107-69
2/9/88 8 — BYU L 99-86

1988-89 AP UPI
12/10/88 1 — Duke L 117-102
1/7/89 5 — at Georgetown L 112-79
1/12/89 12 — Kansas W 87-86
1/24/89 20 — Providence L 106-91

1989-90 AP UPI
12/19/89 20 — at Arizona L 83-53
1/10/90 1 — Kansas L 100-73
2/5/90 25 — at North Carolina L 87-74

1990-91 AP UPI
12/14/90 11 — Georgia L 78-60
3/6/91 25 — at DePaul L 75-58

1991-92 AP UPI
1/2/92 5 — at Connecticut* L 85-62
1/7/92 18 — at Seton Hall* L 64-52
1/11/92 20 — at Syracuse* L 73-57
1/14/92 17 — St. John's* W 45-42
1/18/92 8 — Connecticut* L 77-58
2/29/92 22 — Syracuse* L 68-63
3/4/92 22 — Seton Hall* L OT 90-82
3/13/92 21 — vs. Georgetown L 77-64

1992-93 AP UPI
12/7/92 6 — at Seton Hall* L 65-56
1/2/93 10 — Georgetown* W 80-69
1/6/93 24 — at Pittsburgh* L 85-78
1/9/93 21 — at Syracuse* L 89-81
1/23/93 20 — Pittsburgh* L 86-84
2/20/93 25 — St. John's* W 82-77
2/23/93 14 — Seton Hall* L 85-73

1993-94 AP USA TODAY
12/22/93 12 18 at Syracuse* L 81-52
1/15/94 20 20 at Boston College* L 69-49
2/5/94 5 6 at Connecticut* L 73-57
2/22/94 5 — Connecticut* L 74-49
3/1/94 14 — Syracuse* L 71-69

1994-95 AP USA TODAY
12/6/94 19 19 Syracuse* L 83-65
1/7/95 12 13 at Georgetown* L 71-64
1/25/95 22 25 Villanova* L 92-62
1/28/95 6 6 at Syracuse* L 76-51
1/31/95 4 5 at Connecticut* L 82-57
2/4/95 13 13 Georgetown* W 67-61
2/7/95 16 18 at Villanova* L 73-63
3/4/95 4 5 Connecticut* L 75-67
3/10/95 24 — vs. Georgetown L 69-58

1995-96 AP USA TODAY
12/5/95 2 2 Villanova* L 70-68
1/3/96 11 12 Syracuse* W 75-66
1/6/96 7 6 at Connecticut* L 73-52
1/13/96 5 5 at Georgetown* L 72-67
1/27/96 7 7 at Villanova* L 90-62
2/1/96 18 16 at Syracuse* L 72-51
2/10/96 22 21 Boston College* L 62-58
3/7/96 6 6 vs. Georgetown L 92-62

HISTORY

MIAMI VS. RANKED OPPONENTS

1996-97 AP USA TODAY

12/7/96	19	17	Syracuse*	W	67-63
1/2/97	25	25	at Boston College*	L	65-62
1/11/97	8	7	at Villanova*	W	61-59

1997-98 AP USA TODAY

11/21/97	17	17	Charlotte	W	89-72
12/27/97	—	23	Georgia Tech*	L	69-61
1/6/98	8	8	Connecticut*	W	76-67
1/10/98	25	21	at West Virginia*	L	98-84
1/18/98	15	15	at Syracuse*	L	85-67
2/10/98	23	20	Syracuse*	L	72-63
2/28/98	19	19	West Virginia*	W	70-66
3/13/98	19	20	vs. UCLA	L	65-62

1998-99 AP USA TODAY

12/5/98	8	8	at Kentucky	L	74-65
1/6/99	10	9	St. John's*	W	84-79
1/20/99	1	1	Connecticut*	L	70-68
2/3/99	9	10	at St. John's*	W	73-70
2/8/99	18	17	at Syracuse*	W	76-63
2/20/99	2	2	at Connecticut*	W	73-71
3/5/99	10	9	vs. St. John's	L	62-59

1999-2000 AP USA TODAY

12/18/99	7	9	North Carolina	L	78-68
1/8/00	7	8	Syracuse*	L	67-55
1/29/00	16	18	Kentucky	L	60-57
2/19/00	18	18	at Connecticut*	W	63-57
3/5/00	18	21	St. John's*	W OT	74-70
3/10/00	19	20	vs. St. John's	L	58-57
3/19/00	8	8	vs. Ohio State	W	75-62
3/24/00	18	19	vs. Tulsa	L	80-71

2000-01 AP USA TODAY

12/4/00	14	12	at North Carolina*	L	67-45
1/13/01	24	—	at Boston College*	L	82-73
1/20/01	15	15	Connecticut*	W	77-74
2/1/01	22	25	Seton Hall*	W	72-66
2/13/01	10	7	at Syracuse*	W	68-57

2001-02 AP USA TODAY

12/15/01	21	24	vs. Indiana	W	58-53
1/2/02	23	24	at Georgetown*	W	79-71
2/2/02	17	22	Connecticut*	W	68-66
3/8/02	7	7	vs. Pittsburgh	L	76-71

2002-03 AP USA TODAY

12/21/02	13	13	vs. Florida	L 2OT	94-93
1/11/03	3	3	at Connecticut*	L OT	83-80
1/20/03	11	8	Connecticut*	W	77-76

2003-04 AP USA TODAY

1/7/04	12	13	at North Carolina	L	89-64
1/10/04	15	15	Pittsburgh*	L 2OT	84-80
2/14/04	—	25	Syracuse*	L	91-74
2/18/04	8	8	at Connecticut*	L	76-63
2/21/04	19	17	at Providence*	L	70-57

2004-05 AP USA TODAY

12/4/04	19	18	at Florida	W	72-65
1/6/05	9	10	at Georgia Tech*	L	80-69
1/9/05	—	24	NC State*	W	67-66
1/19/05	4	4	Duke*	L	92-83
1/22/05	6	6	at North Carolina*	L	87-67
1/29/05	5	5	at Wake Forest*	L	94-82
2/5/05	22	24	Maryland*	W OT	75-73
2/15/05	5	5	Wake Forest*	L	68-63
3/3/05	6	6	at Duke*	L	83-59

2005-06 AP USA TODAY

12/18/05	21	19	at NC State*	L	81-69
12/22/05	5	5	Florida	L	77-67
12/31/05	10	10	vs. Louisville	L	58-43
1/7/06	14	12	Maryland*	W	84-70
1/14/06	20	20	at North Carolina*	W	81-70
1/21/06	21	21	Boston College*	L	65-61
2/8/06	16	15	NC State*	L 2OT	86-77
2/12/06	23	24	North Carolina*	L	80-70
2/16/06	13	15	at Boston College*	L	65-54
2/19/06	2	2	at Duke*	L	92-71
3/10/06	3	3	vs. Duke	L	80-76

2006-07 AP USA TODAY

12/3/06	21	25	Georgia Tech*	W	90-82
1/10/07	—	25	at Maryland*	W	63-58
1/14/07	11	11	Duke*	L	85-63
1/23/07	24	23	Virginia Tech*	L	92-85
1/31/07	3	3	at North Carolina*	L	105-64
2/21/07	24	19	Virginia*	W	68-60
3/8/07	17	21	vs. Maryland	W	67-62

2007-08 AP USA TODAY

1/23/08	5	4	North Carolina*	L	98-82
1/27/08	—	25	Clemson*	W	75-72
2/2/08	3	3	at Duke*	L	88-73
2/20/08	5	4	Duke*	W	96-95
3/23/08	7	7	vs. Texas	L	75-72

2008-09 AP USA TODAY

11/23/08	2	2	vs. Connecticut	L	76-63
12/21/08	25	25	Clemson*	L	91-72
1/10/09	24	17	at Boston College*	W	77-71
1/17/09	5	6	at North Carolina*	L	82-65
2/4/09	7	6	Wake Forest*	W	79-52
2/7/09	4	3	at Duke*	L OT	78-75
2/15/09	3	3	North Carolina*	L	69-65



MIAMI VS. RANKED OPPONENTS

2009-10 AP USA TODAY

2/10/10	20	20	Georgia Tech*	W	64-62
2/17/10	6	6	Duke*	L	81-74
3/13/10	4	4	vs. Duke	L	77-74

2010-11 AP USA TODAY

11/15/10	19	19	at Memphis	L	72-68
1/2/11	1	1	at Duke*	L	74-63
2/13/11	5	5	Duke*	L	81-71
3/11/11	6	7	vs. North Carolina	L	61-59

2011-12 AP USA TODAY

12/06/11	21	20	Memphis	L	71-54
01/07/12	21	23	at Virginia*	L	52-51
01/10/12	3	3	at North Carolina*	L	73-56
02/05/12	7	5	at Duke*	W OT	78-74
02/11/12	15	17	at Florida State*	L	64-59
02/15/12	8	7	North Carolina*	L	73-64
02/26/12	15	16	Florida State*	W	78-62
03/09/12	17	17	vs. Florida State	L	82-71

2012-13 AP USA TODAY

11/28/12	13	14	Michigan State	W	67-59
12/23/12	4	5	vs. Arizona	L	69-50
1/23/13	1	1	Duke*	W	90-63
2/2/13	19	19	at NC State*	W	79-78
3/2/13	3	3	at Duke*	L	79-76
3/28/13	15	16	vs. Marquette	L	71-61

2013-14 AP USA TODAY

01/04/14	2	2	at Syracuse*	L	49-44
01/22/14	18	18	Duke*	L	67-46
01/25/14	2	2	Syracuse*	L	49-44
02/05/14	25	22	Pittsburgh*	L OT	59-55
2/26/14	12	11	at Virginia*	L	65-40

2014-15 AP USA TODAY

11/17/14	8	7	at Florida	W	69-67
12/2/14	24	25	Illinois	W	70-61
1/3/15	3	3	Virginia*	L 2OT	89-80
1/13/15	4	4	at Duke*	W	90-74
1/17/15	12	12	at Notre Dame*	L	75-70
2/3/15	9	8	Louisville*	L	63-55
2/21/15	12	12	at Louisville*	L	55-53
2/28/15	15	18	North Carolina*	L	73-64
3/12/15	11	9	vs. Notre Dame	L	70-63

2015-16 AP USA TODAY

11/20/15	16	16	vs. Utah	W	90-66
11/22/15	22	20	vs. Butler	W	85-75
01/12/16	13	11	at Virginia*	L	66-58
01/25/16	24	20	Duke*	W	80-69
02/20/16	5	4	at North Carolina*	L	96-71
02/22/16	3	3	Virginia*	W	64-61
02/27/16	11	—	Louisville*	W	73-65
03/11/16	4	4	vs. Virginia	L	73-68
03/24/16	6	6	vs. Villanova	L	92-69

2016-17 AP USA TODAY

11/25/16	21	22	vs. Iowa State	L	73-56
1/12/17	20	20	Notre Dame*	L	67-62
1/21/17	18	18	at Duke*	L	70-58
1/28/17	9	6	North Carolina*	W	77-62
2/1/17	15	16	Florida State*	L	75-57
2/11/17	4	4	at Louisville*	L	71-66
2/20/17	18	19	at Virginia*	W OT	54-48
2/25/17	10	11	Duke*	W	55-50
3/4/17	15	17	at Florida State*	L	66-57
3/9/17	6	6	vs. North Carolina	L	78-53

2017-18 AP USA TODAY

11/29/17	12	12	at Minnesota	W	86-81
1/7/18	24	—	Florida State*	W	80-74
1/13/18	19	17	at Clemson*	L	72-63
1/15/18	5	5	Duke*	L	83-75
2/13/18	1	3	Virginia*	L	59-50
2/27/18	9	9	at North Carolina*	W	91-88
3/8/18	12	11	vs. North Carolina	L	82-65

2018-19 AP USA TODAY

1/3/19	18	19	NC State*	L	87-82
1/9/19	13	13	at Florida State*	L	68-62
1/19/19	13	15	North Carolina*	L	85-76
1/27/19	—	23	Florida State*	L	78-66
1/30/19	12	11	Virginia Tech*	L	82-70
2/2/19	3	3	at Virginia*	L	56-46
2/9/19	8	8	at North Carolina*	L OT	88-85
3/2/19	3	2	at Duke*	L	87-57
3/8/19	15	16	at Virginia Tech*	L	84-70
3/13/19	16	15	vs. Virginia Tech	L	71-56

2019-20 AP USA TODAY

11/5/19	5	5	Louisville*	L	87-74
1/4/20	2	2	Duke*	L	95-62
1/7/20	13	11	at Louisville*	L	74-58
1/18/20	9	9	Florida State*	L OT	83-79
1/21/20	8	8	at Duke*	L	89-59
2/8/20	8	8	at Florida State*	L	99-81
3/4/20	22	22	Virginia*	L	46-44

2020-21 AP USA TODAY

12/29/20	24	—	at Virginia Tech*	L	80-78
1/16/21	16	18	Louisville*	W	78-72
1/27/21	16	16	at Florida State*	L	81-59
2/6/21	16	16	Virginia Tech*	L OT	80-76
2/24/21	11	9	Florida State*	L	88-71
3/1/21	21	20	at Virginia*	L	62-51

MIAMI IN THE POLLS

	AP	USAT/ UPI	2008-09	AP	USAT
1959-60			Preseason	17	16
12/30/59	15	—	11/17/08	17	16
1/5/60	14	—	11/24/08	22	21
1/13/60	15	—	12/1/08	21	22
1/19/60	11	—	12/8/08	—	25
1/27/60	11	—			
2/3/60	11	—	2009-10		
2/10/60	10	—	1/11/10	23	—
2/16/60	10 (3)	—			
2/24/60	9 (2)	—	2012-13		
3/1/60	8 (7)	—	1/21/13	25	—
Final	10	—	1/28/13	14	15
			2/4/13	8	11
1962-63			2/12/13	3	4
1/2/63	HM	15	2/18/13	2	2
1/30/63	—	18	2/25/13	5	7
			3/4/13	6	7
1964-65			3/11/13	9	10
Preseason	HM	16	3/18/13	5	4
1/20/65	—	T19	Final	—	10
2/17/65	HM	T19			
2/23/65	HM	17	2014-15		
			11/24/14	17	20
1998-99			12/1/14	15	15
1/18/99	25	—	12/8/14	20	T21
1/25/99	23	25	12/15/14	18	19
2/1/99	25	—	1/26/15	23	23
2/8/99	16	21			
2/15/99	15	16	2015-16		
2/22/99	11	13	11/23/15	15	19
3/1/99	9	10	11/30/15	21	21
3/8/99	10	12	12/7/15	17	20
Final	—	T12	12/14/15	15	19
			12/21/15	13	16
1999-2000			12/28/15	13	15
Preseason	25	24	1/4/16	12	11
11/22/99	—	24	1/11/16	8	6
11/29/99	—	25	1/18/16	15	14
3/6/00	23	—	1/25/16	15	13
3/13/00	23	25	2/1/16	17	15
Final	—	20	2/8/16	12	11
			2/15/16	11	10
2001-02			2/22/16	12	11
12/24/01	24	23	2/29/16	7	7
12/31/01	21	21	3/7/16	11	11
1/7/02	21	20	3/14/16	T10	11
1/14/02	24	20	Final	—	8
1/21/02	22	19			
1/28/02	15	16	2016-17		
2/4/02	12	11	2/27/17	25	25
2/11/02	13	11			
2/18/02	17	13	2017-18		
2/25/02	22	18	Preseason	13	12
3/3/02	20	16	11/13/17	11	12
3/10/02	21	21	11/20/17	11	11
			11/27/17	10	13
2007-08			12/4/17	10	11
12/17/07	22	22	12/11/17	6	8
12/24/07	19	19	12/18/17	6	7
1/7/08	25	—	12/25/17	15	16
1/14/08	21	24	1/1/18	15	17
			1/8/18	18	19
			1/15/18	25	23
			1/22/18	—	24
			2/5/18	25	25
			3/5/18	24	25
			3/12/18	22	25

RANKED MATCHUPS

(When both teams are ranked)

	AP Rank	UM OPP		
1998-99				
1/20/99	25	1	Connecticut *	L 70-68
2/3/99	25	9	at St. John's *	W 73-70
2/8/99	16	18	at Syracuse *	W 76-63
2/20/99	15	2	at Connecticut *	W 73-71
3/5/99	10	9	vs. St. John's	L 62-59
1999-2000				
3/10/00	23	19	vs. St. John's	L 58-57
3/19/00	23	8	vs. Ohio State	W 75-62
3/24/00	23	18	vs. Tulsa	L 80-71
2001-02				
1/2/02	21	23	at Georgetown *	W 71-79
2/2/02	15	17	Connecticut *	W 68-66
3/8/02	21	7	vs. Pittsburgh	L 76-71
2008-09				
11/23/08	17	2	vs. Connecticut	L 76-63
2012-13				
1/23/13	25	1	Duke *	W 90-63
2/2/13	14	19	at NC State *	W 79-78
3/2/13	5	3	at Duke *	L 79-76
3/28/13	5	15	vs. Marquette	L 71-61
2014-15				
12/2/14	15	24	Illinois	W 70-61
2015-16				
1/12/16	8	13	at Virginia*	L 66-58
1/25/16	15	24	Duke*	W 80-69
2/20/16	11	5	at North Carolina*	L 96-71
2/22/16	12	3	Virginia*	W 64-61
2/27/16	12	11	Louisville*	W 73-65
3/11/16	11	4	vs. Virginia	L 73-68
3/24/16	10	6	vs. Villanova	L 92-69
2016-17				
3/4/17	25	15	at Florida State*	L 66-57
2017-18				
11/29/17	10	12	at Minnesota	W 86-81
1/7/18	15	24	Florida State*	W 80-74
1/13/18	18	19	at Clemson*	L 72-63
1/15/18	25	5	Duke*	L 83-75
3/8/18	24	12	vs. N. Carolina	L 82-65

* Conference game



MIAMI AS AN AP TOP-25 TEAM

Since the rebirth of basketball at UM in 1985-86

1998-99

1/20	[25] #2/2 Connecticut*	L	68-70
1/24	[25] at Boston College*	W	75-67
1/27	[23/25] Seton Hall*	W	77-71
1/30	[23/25] at Pittsburgh*	L	54-60
2/3	[25] at St. John's*	W	73-70
2/6	[25] Georgetown*	W	71-58
2/8	[16/21] at Syracuse*	W	76-63
2/13	[16/21] at Providence*	W	69-65
2/16	[16/21] Villanova*	W	103-82
2/20	[16/21] at Connecticut*	W	73-71
2/23	[11/13] Pittsburgh*	W	85-52
2/27	[11/13] Rutgers*	W	68-63
3/4	[9/10] vs. Georgetown^	W	65-54
3/5	[9/10] vs. #9/10 St. John's^	L	59-62
3/12	[10/12] vs. Lafayette#	W	75-54
3/14	[10/12] vs. Purdue#	L	63-73

1999-2000

3/9	[23] vs. Notre Dame\$	W	61-58
3/10	[23] vs. #19/20 St. John's ^	L	57-58
3/17	[23/25] vs. Arkansas #	W	75-71
3/19	[23/25] vs. #8/8 Ohio State #	W	75-62
3/24	[23/25] vs. #18/19 Tulsa #	L	71-80

2001-02

12/27	[24/23] at LSU	W	68-61
12/30	[24/23] St. Francis (Pa.)	W	71-48
1/2	[21/21] at #23/24 Georgetown*	W	79-71
1/5	[21/21] at Connecticut*	L	75-76
1/8	[21/20] at St. John's*	L	60-71
1/12	[21/20] at Virginia Tech*	W	77-68
1/15	[24/20] Pittsburgh*	W 2OT	76-69
1/19	[24/20] Providence*	W OT	102-96
1/24	[22/19] Villanova*	W	76-58
1/29	[15/16] Boston College*	L	65-70
2/2	[15/16] #17/22 Connecticut*	W	68-66
2/5	[12/11] at Villanova*	W	65-56
2/10	[12/11] at Boston College*	L	63-76
2/13	[13/11] St. John's*	W	79-56
2/17	[13/11] at Rutgers*	L	61-64
2/23	[17/13] Notre Dame*	L	77-90
2/26	[22/18] at Providence*	W	81-65
3/2	[22/18] Virginia Tech*	W	83-77
3/7	[21/21] vs. Georgetown^	W	84-76
3/8	[21/21] vs. #7/7 Pittsburgh^	L	71-76
3/14	[21/21] vs. Missouri#	L	80-93

2007-08

12/17	[22/22] Stetson	W	89-53
12/20	[22/22] North Florida	W	85-63
12/23	[22/22] North Carolina A&T	W	95-64
12/29	[19/19] vs. Winthrop+	L	70-76
1/12	[25] Georgia Tech*	W	78-68
1/15	[21/24] at Boston College*	L	66-76
1/19	[21/24] at NC State*	L OT	77-79

2008-09

11/15	[17/16] Florida Southern	W	96-60
11/21	[17/16] vs. Southern Miss &	W	70-60
11/23	[17/16] vs. #2/2 Connecticut &	L	63-76
11/24	[22/21] vs. San Diego &	W	80-45
11/29	[22/21] Stetson	W	79-65
12/2	[21/22] Ohio State!	L	68-73
12/6	[21/22] at Kentucky	W	73-67

2009-10

1/13	[23] at Virginia Tech*	L	66-81
1/16	[23] at Virginia*	L	57-75

2012-13

1/23	[25] #1/1 Duke*	W	90-63
1/27	[25] Florida State*	W	71-47
1/30	[14/15] at Virginia Tech*	W	73-64
2/2	[14/15] at #19/19 NC State*	W	79-78
2/5	[8/11] Boston College*	W	72-50
2/9	[8/11] North Carolina*	W	87-61
2/13	[3/4] at Florida State*	W	74-68
2/17	[3/4] at Clemson*	W	45-43
2/19	[2/2] Virginia*	W	54-50
2/23	[2/2] at Wake Forest*	L	65-80
2/27	[5/7] Virginia Tech*	W	76-58
3/2	[5/7] at #3/3 Duke*	L	76-79
3/6	[6/7] Georgia Tech*	L	69-71
3/9	[6/7] Clemson*	W	62-49
3/15	[9/10] vs. Boston College ^	W	69-58
3/16	[9/10] vs. NC State ^	W	81-71
3/17	[9/10] vs. North Carolina ^	W	87-77
3/22	[5/4] vs. Pacific#	W	78-49
3/24	[5/4] vs. Illinois#	W	63-59
3/28	[5/4] vs. #15/16 Marquette#	L	61-71

HISTORY

MIAMI AS AN AP TOP-25 TEAM

2014-15

11/25	[17/20] at Charlotte %	W	77-74
11/28	[17/20] South Alabama	W	87-75
12/2	[15] #24/25 Illinois !	W	70-61
12/6	[15] Green Bay	L	55-68
12/8	[20/21] Savannah State	W	70-39
12/19	[18/19] Eastern Kentucky	L	44-72
1/28	[23] Georgia Tech *	L	50-70
2/1	[23] at Florida State *	L	54-55

2015-16

11/27	[15/19] Northeastern	L	77-78
12/1	[21] at Nebraska !	W OT	77-72
12/5	[21] Charlotte	W	88-60
12/8	[17/20] Florida	W	66-55
12/19	[15/19] Co. of Charleston	W	85-63
12/22	[13/16] at La Salle	W	95-49
12/29	[13/15] Princeton	W	76-64
1/2	[13/15] Syracuse *	W	64-51
1/9	[12/11] Florida State *	W	72-59
1/12	[8/9] at #13/11 Virginia *	L	58-66
1/16	[8/9] at Clemson*	L	65-76
1/20	[15/14] at Boston College *	W	67-53
1/23	[15/14] Wake Forest *	W	77-63
1/25	[15/13] #24/20 Duke *	W	80-69
1/30	[15/13] at NC State *	L	69-85
2/3	[17/15] Notre Dame *	W	79-70
2/7	[17/15] at Georgia Tech *	W	75-68
2/9	[12/11] Pittsburgh *	W	65-63
2/14	[12/11] at Florida State *	W	67-65
2/17	[11/10] Virginia Tech *	W	65-49
2/20	[11/10] at #5/4 North Carolina *	L	71-96
2/22	[12/11] #3 Virginia *	W	64-61
2/27	[12/11] #11/- Louisville *	W	73-65
3/2	[7] at Notre Dame *	W	68-50
3/5	[7] at Virginia Tech *	L	62-77
3/10	[11] vs. Virginia Tech ^	W	88-82
3/11	[11] vs. #4 Virginia ^	L	68-73
3/17	[10/11] vs. Buffalo #	W	79-72
3/19	[10/11] vs. Wichita State #	W	65-57
3/24	[10/11] vs. #6 Villanova #	L	69-92

2016-17

2/27	[25] at Virginia Tech *	L	61-66
3/4	[25] at #15/17 Florida State *	L	57-66

2017-18

11/10	[13/12] Gardner-Webb	W	77-45
11/12	[13/12] Navy	W	89-55
11/16	[11/12] Florida A&M	W	90-59
11/22	[11] vs. La Salle	W	57-46
11/25	[11] North Florida	W	86-65
11/29	[10/13] at #12 Minnesota!	W	86-81
12/2	[10/13] vs. Princeton	W	80-52
12/5	[10/11] Boston University	W	69-54
12/16	[6/8] at George Washington	W	59-59
12/22	[6/7] at Hawaii	W	75-57
12/23	[6/7] vs. New Mexico State	L	54-63
12/25	[15/16] vs. Middle Tennessee	W	84-81
12/30	[15/16] at Pittsburgh*	W	67-53
1/3	[15/17] at Georgia Tech*	L	54-64
1/7	[15/17] #24/RV Florida State*	W	80-74
1/13	[18/19] at #19/17 Clemson*	L	63-72
1/15	[25/23] #5 Duke*	L	75-83
1/21	[25/23] at NC State*	W	86-81
2/7	[25] Wake Forest*	W	87-81
2/10	[25] at Boston College*	L	70-72
3/8	[24/25] vs. #12/11 UNC ^	L	65-82
3/15	[22/24] vs. Loyola Chicago #	L	62-64

* Conference game

^ Conference tournament

NCAA Tournament

! ACC-Big Ten Challenge

& Paradise Jam (U.S. Virgin Islands)

% Gildan Charleston Classic, S.C.



ALL-TIME LETTER WINNERS

Adams, Brandon.....	1988-92	Copeland, Keaton.....	2004-07	Guimento, Chuck.....	1938-40
Adams, Garrius.....	2009-14	Corcoran, John.....	1938-39	Hagan, Arthur.....	1945-46
Akpejori, Raphael.....	2010-14	Courtney, Cliff.....	1927-28	Hamilton, Gary.....	2002-06
Angelus, Charles.....	1945-46	Cross, Matt.....	2020-21	Hamilton, George.....	1938-39
Alix, Lou.....	1961-62	Crowe, Luke.....	1930-31	Hammond, Dod.....	1959-60
Allen, Antoine.....	2009-10	Cruz Uceda, Ivan.....	2014-16	Hanley, Charles.....	1967-68
Allen, Ken.....	1960-63	Curcio, Mike.....	1996-98	Hansen, Louis.....	1928-29, 1930-31
Allen, Willie.....	1968-71	Curnutt, Don.....	1967-70	Harden III, Leonard.....	2003-04
Alter, Foster.....	1930-31	Dampier, John.....	1963-65	Harris, Anthony.....	2003-07
Applegate, Bruce.....	1958-61	Davis, Jerry.....	1956-57, 1958-59	Harris, Lionel.....	1970-71
Arterburn, Harold.....	1953-55	Davis, Howard.....	1938-40	Harvey, Tim.....	1985-87
Asbury, Brian.....	2005-09	Davis, Will.....	1992-97	Heffer, Larry.....	1961-62
Ashman, Rodger.....	1926-29	Dawson, Tim.....	1985-88	Heller, Justin.....	2010-14
Barker, Chuck.....	1994-96	Denton, Bob.....	1952-54	Hemsley, Johnny.....	1996-00
Barnes, Lucas.....	1996-98	Dews, James.....	2006-10	Herenton, Willie.....	2018-21
Barnes, Marcus.....	2000-02	Diaz, Guillermo.....	2003-06	Hickox, Dick.....	1958-61
Barry, Rick.....	1962-65	Djahue, Rodrigue.....	2000-04	Hicks, Raymond.....	2004-08
Batemon, Glenn.....	2004-05	Donovan, Nick.....	1995-99	High, Tshombe.....	1993-94
Bates, John.....	1963-64, 1965-67	Douglas, Bob.....	1941-42	Hilbish, Tom.....	1938-41
Bazil, Alex.....	1940-41	Doyle, Keith.....	1945-46	Hill, Dan.....	1930-31
Beckner, Wayne.....	1962-65	Dunn, Eddie.....	1938-39	Hite, Robert.....	2002-06
Berghoff, Dick.....	1957-58	Dunn, Mitchell.....	1994-95	Hoban, Gene.....	1954-56
Berumen, Rafael.....	2001-03	Dusewicz, Adam.....	1991-94	Hocker, Thomas.....	1987-90
Beverly, Harlond.....	2019-21	Edwards, Lou.....	1945-47	Hoffman, Richard.....	1951-53
Bland, Mario.....	1996-00	Edwards, Steven.....	1992-96	Holiber, Charles.....	1961-63
Bleier, Ted.....	1927-29	El-Bassiouni, Tarik.....	1999-00	Horford, Tito.....	1986-88
Boyle, Gene.....	1939-40	Elliott, Doug.....	1989-91	Houston, Kevin.....	1998-99
Brooks, Nysier.....	2020-21	Evans, John.....	1928-29, 1930-31	Howard, Lemuel.....	1986-87
Brown, Bruce.....	2016-18	Fernandez, Michael.....	2013-15	Howell, Douglas.....	1953-55
Brown, Eric.....	1985-89	Ferrara, Tony.....	1947-50	Hubbard, Lee.....	1970-71
Brown, Rion.....	2010-14	Fisher, Michael.....	1946-47	Huell, Dewan.....	2016-18
Buncum, Omari.....	2006-07	Focht, Dick.....	1950-51	Hughes, Bryan.....	1985-87
Burdette, Marty.....	1955-58	Franklin, Alfred "Red".....	1927-29	Hurd, Leroy.....	1999-01
Burnett, Deandre.....	2014-15	Fraser, Alex.....	1993-97	Hurdle, Lance.....	2007-09
Burns, Dennis.....	1985-89	Frazier, Steve.....	1992-96, 97-98	Hutslar, Mike.....	1967-70
Burton, Trevor.....	1989-93	Friedman, Abe.....	1946-50	lbach, Ervin.....	1946-49
Butler, Lee.....	2004-06	Friedman, Mike.....	1955-56	Ingemi, Mike.....	1947-48
Butts, Bernie.....	1962-64	Frisby, William.....	2001-02, 2003-05	Isles, David.....	1994-95
Byars-Dawson, Mike.....	1997-99	Gak, Deng.....	2018-21	Izundu, Ebuka.....	2015-19
Caldwell, Justin.....	1989-91	Gamble, Julian.....	2008-13	James, Harvey.....	1945-46
Cambell, Bob "Whitey".....	1946-50	Gardner, Joe.....	1956-59	James, Tim.....	1995-99
Canaday, Wayne.....	1968-70	Gardner, Michael.....	1991-94	Jekiri, Tonye.....	2012-16
Cantrell, Dennis.....	1967-70	Gay, Charles.....	1969-70	Jennings, Vernon.....	1996-00
Carboneau, Harold.....	1927-28	Gee, Junior.....	1964-67	Johnson, Jamal.....	1993-94
Carifeo, George.....	1940-42	Gilbert, Lawrence.....	2006-07	Johnson, Reggie.....	2009-13
Carroll, Bob.....	1947-48	Gkogkos, Filippos.....	2019-21	Johnson, Zach.....	2018-19
Carson, James.....	1952-55	Glenn, Darrell.....	1985-86	Jones, DeQuan.....	2008-12
Catha, Larry.....	1926-29	Glover, Landon.....	2006-08	Jones, James.....	1999-03
Chadroff, Sy.....	1949-52	Godfrey, Ron.....	1958-61	Jones, Rick.....	1964-67
Champouillon, David.....	1985-86	Gonzalez, Orlando.....	1999-01	Jupin, Gene.....	1941-42
Clark, Adam.....	1991-93	Gordon, Joe.....	2000-01	Kadji, Kenny.....	2011-13
Clark, Clifton.....	1995-97	Graham, Jimmy.....	2005-09	Kahn, Andy.....	1990-91
Clarke, Karron.....	2003-04	Grant, Malcolm.....	2009-12	Kasulin, Al.....	1941-42
Clemente, Denis.....	2005-07	Green, Bob.....	1963-67	Keene, Howard.....	1950-53
Cobb, Don.....	1947-49	Green, Tom.....	1967-69	Kees, James.....	1940-41
Coelho, João Paulo.....	1998-00, 2001-03	Grist, Joe.....	1949-51	Kessler, Larry.....	1962-63
Cohen, Julie.....	1959-62	Grob, Charles.....	1963-66	Kichefski, Robert.....	1954-55
Collins, Dwayne.....	2006-10			Kieserman, Jim.....	1991-92
Contreras, Edward.....	1956-59				

HISTORY

ALL-TIME LETTER WINNERS

King, Anthony 2003-06, 2007-08	Noblet, Mike 1985-87	Snell, Willie 1970-71
Kirk, Donnavan 2009-10, 13-14	Norris, Kevin 1994-98	Snider, Martin 1958-60
Kisker, David 1970-71	Noti, Charles 1966-68	Soens, Bill 1966-68
Klein, Richard 1970-71	Nugent, Nick 1955-56	Solie, Lloyd 1927-29, 1930-31
Klima, Edward 1953-56	Nylin, Bob 1969-70	Sorenson, Steve 2012-14
Kojkowski, Stanley 1955-57	O'Brien, Jimmy 1926-27	Spagnolo, Bob 1969-71
Konel, Dave 1939-40	Oesch, Harold 1938-39	Spisak, Jack 1959-60, 1961-63
Krutulis, Joe 1939-42	Okpalobi, Brandon 2000-05	Stage, Gene 1955-58
Landis, Dave 1958-60	Olaniyi, Elijah 2020-21	Stanton, Bob 1926-28
Larkin, Shane 2011-13	O'Neil, Jack 1951-52	Stavretti, Carl 1960-63
Law, Rick 1969-71	Oram, Harold 1926-28	Stavreti, Chris 1959-62
Lawrence II, Anthony 2015-19	O'Riordan, Kevin 1970-71	Steiner, Bob 1955-56, 1957-58
Lawrence Sr., Anthony 1991-93	Osbourne, John 1968-70	Stevenson, Jerry 1967-69
Lawrence, Bruce 1954-55	Palmer, James 2014-16	Stone, Keith 2019-20
Lawrence, Pat 1991-94	Parker, Chris 1991-94	Stowell, Chris 2014-18
Lecomte, Manu 2013-15	Parker, Rusty 1965-68	Stratton, Jonathan 2004-08
Lee, Harford 1940-41	Patrican, Don 1963-66	Strong, Donald 1970-71
Leidy, Bob 1957-58	Pearson, Lorenzo 1992-96	Surratt, Armondo 2002-04
Lipchick, Pete 1945-46	Polnitz, Reggie 1987-89	Swaby, Ochiel 1991-92
Logan, Reo 2000-01	Popa, Constantin 1991-95	Swoope, Erik 2010-14
Logan, Samarr 1989-92	Presto, Kevin 1985-89	Talbot, Robert George (Bill) .. 1956-57
Lutsky, Kal 1946-47	Prieto, Ernest 1953-56	Thistlethwaite, Mark 1956-57
Lykes, Chris 2017-21	Proctor, Dominic 2018-19	Thomas, Adrian 2005-11
Lyons, Herman 1927-29	Quiglar, Ryan 2008-12	Thomas, Joe 2014-15
MacDonald, Mackey 1948-51	Randon, Joseph 1988-92	Timberlake, Earl 2020-21
Mack, Anthony 2018-19	Reed, Davon 2013-17	Timpf, Brad 1992-96
Manuel, Todd 1997-98	Rice, Darius 2000-04	Tobin, John 1939-42
Manushaw, Harry 1958-61	Rich, Steve 1993-96	Tracy, Art 1939-40
Marakovits, Danny 2000-03	Richardson, Mark 1985-89	Tucker, Dick 1939-41
Marcus, Stewart 1963-66	Rios, Eddie 2007-09	Turonis, Pete 1956-57
Mayhand, Antoine 2004-05	Roberson, Terrell 1985-86	Tyler, Elton 1997-00, 2001-02
Masters, Tom 1966-69	Roberts, Oti 1999-00	Vasiljevic, DJ 2016-20
McClellan, Sheldon 2014-16	Robinson, Mike 2015-18	Volkman, Mike 1964-66
McClellan, William 1948-49	Rodgers, Dan 1965-68	Wardenburg, Sam 2017-20
McClinton, Jack 2006-09	Rodriguez, Angel 2014-16	Waggoner, Jaime 1994-98
McCormick, Torey 1993-97	Rosa, Anthony 1992-96	Walker, Anthony 2019-21
McCoy, Mike 1960-63	Ross, Joe 1987-91	Walker, Jermaine 1996-97
McGowan, Cyrus 2008-10	Ryan, Jack 1948-49	Walker IV, Lonnie 2017-18
McGuire, John 1926-28	Ryskamp, Kenneth 1954-55	Ward, Hammie 1989-93
McGusty, Kameron 2019-21	Salmons, John 1998-02	Warren, Joel 1985-89
McKinney Jones, Trey 2011-13	Schayowitz, Willie 1951-54	Watson, Kaleaf 2001-02
McNulty, Joe 1946-48	Schlie, Jerry 1997-99, 2000-02	Weinstein, Gerald 1946-50
Mell, John 1945-46	Schneckenberg, Bob 1985-87	Welch, Ron 1968-70
Mercurio, Marion 1928-29	Schneider, Jack 1949-52	Westover, Brian 1970-71
Miani, Richard 1952-56	Schuler, Harold 1946-47	Wilkins, Eric 2002-06
Miller Jr., Rodney ..2016-18, 2019-21	Schuyler, Charles 1947-48	Williams, Levertis 1987-89
Moore, Bruce 1987-89	Scott, Durand 2009-13	Wimbley, Dwayne 1997-01
Morris, Edwin 1955-58	Scott, Jerome 1988-92	Wiseman, Charles 1997-98
Morton, Jake 1988-93	Scott, Tom 1940-41	Wittman, Mike 1964-67
Munley, Joe 1956-58	Shapiro, Bruce 1959-61	Wong, Isaiah 2019-21
Murphy, Kamari 2015-17	Sherman, Omar 2014-15	Woods, Lee 1960-63
Murray, Robert 1954-55	Shipe, Paul 1990-91	Wrench, Roger 1949-52
Musante, Andy 1941-42	Silvis, Richard 1951-52	Wylie, Joe 1988-91
Nass, Fabio 2006-08	Simmons, Michael .. 1998-99, 2000-03	Yanuck, Mel 1950-53
N'Diaye, Ismael 2002-03	Sistik, Phil 1945-46	Younts, Austin 1928-29
Nebel, Norm 1957-59	Skalaski, Charles 1945-46	Yovicsin, Anthony 1946-47
Newton, Ja'Quan 2014-18		
Nicholas, Dave 1952-53		



UM SPORTS HALL OF FAME INDUCTEES

Name (Years at UM, Jersey #*)	Induction Year
Willie Allen (1967-71, No. 33)	2016
Rick Barry (1962-65, No. 24)	1976
Wayne Beckner (1962-65, No. 32)	1997
Eric Brown (1985-89, No. 32)	2001
Whitey Campbell (1946-49, No. 17)	1970
Sy Chadroff (1949-52, No. 20)	1973
Julius "Julie" Cohen (1960-62, No. 25)	1993
Don Curnutt (1967-70, No. 11)	1991
Steven Edwards (1992-96, No. 21)	2017
Abe Friedman (1946-49, No. 13)	1983
Ron Godfrey (1958-61, No. 12)	1998
Bruce Hale (coach, 1954-67)	1986
Leonard Hamilton (coach, 1999-2000)	2006

Name (Years at UM, Jersey #*)	Induction Year
Johnny Hemsley (1996-2000, No. 31)	2020
Dick Hickox (1959-61, No. 13)	1974
Tim James (1996-99, No. 40)	2009
James Jones (1999-2003, No. 33)	2014
Mike McCoy (1959-63, No. 45)	2007
Ed Morris (1954-58, No. 12)	2010
Hart Morris (coach, 1938-42 & 1946-52)	1973
Constantin Popa (1991-95, No. 33)	2019
John Salmons (1998-2002, No. 5)	2018
Gene Stage (1954-57, No. 13)	2005
John "Red" Tobin (1939-42, No. 20)	1969
Mike Wittman (1963-66, No. 14)	2008

* Based off primary number

TEAM CAPTAINS

1926-27	Rodger Ashman
1927-28	Rodger Ashman
1928-29	Rodger Ashman
1939-40	Tom Hilbish
1940-41	Tom Hilbish
1941-42	John Tobin
1948-49	Abe Friedman
1951-52	Sy Chadroff
1952-53	Mel Yanuck
1954-55	Harold Arterburn
1955-56	Dick Miani
1956-57	Gene Stage
1957-58	Marty Burdette
1958-59	Joe Gardner
1959-60	Bruce Applegate
1960-61	Dick Hickox
1961-62	Julie Cohen
1962-63	Kenny Allen
1963-64	Wayne Beckner
1964-65	Wayne Beckner
1995-96	Steven Edwards, Alex Fraser
1996-97	Alex Fraser,
	Torey McCormick, Kevin Norris
2000-01	John Salmons, Dwayne Wimbley
2001-02	John Salmons,
	James Jones, Elton Tyler
2002-03	Paulo Coelho, James Jones,
	Darius Rice, Mike Simmons
2003-04	Robert Hite, Darius Rice
2005-06	Guillermo Diaz, Robert Hite,
	Anthony Harris, Anthony King

2006-07	Anthony Harris, Anthony King
2007-08	Anthony King, Jack McClinton
2008-09	Jack McClinton, Jimmy Graham
2009-10	Dwayne Collins, James Dews
2010-11	Malcolm Grant, Durand Scott
2011-12	Malcolm Grant,
	DeQuan Jones, Durand Scott
2012-13	Julian Gamble, Durand Scott
	Reggie Johnson, Kenny Kadji,
	Trey McKinney Jones
2013-14	Garrus Adams,
	Raphael Akpejori, Rion Brown,
	Donnavan Kirk, Erik Swoope
2014-15	Angel Rodriguez
	Sheldon McClellan
2015-16	Ivan Cruz Uceda, Tonye Jekiri,
	Angel Rodriguez, Sheldon McClellan
2016-17	Kamari Murphy, Ja'Quan Newton,
	Davon Reed
2017-18	Bruce Brown Jr., Dewan Huell,
	Anthony Lawrence II, Ja'Quan Newton,
	Chris Stowell, DJ Vasiljevic
2018-19	Dewan Hernandez, Ebuka Izundu,
	Zach Johnson, Anthony Lawrence II,
	Chris Lykes, DJ Vasiljevic
2019-20	DJ Vasiljevic
2020-21	Nysier Brooks, Deng Gak,
	Kameron McGusty, Chris Lykes,
	Rodney Miller Jr., Sam Waardenburg

1984-85 PRACTICE TEAM

Bill Foster, Head Coach
 Clint Bryant, Assistant Coach
 Seth Greenberg, Assistant Coach
 Cesar Odio, Assistant Coach
 Adam Burden
 Dennis Burns

David Champouillon
 Tim Dawson
 Tim Harvey
 Bryan Heller
 George Smith
 Jeff Swilley

Kevin Presto
 Robert Scheckenberg
 Robert Selby
 Greg Upshaw
 Reuben (last name unknown)

HISTORY

MIAMI BASKETBALL HISTORY

It lay silent for 14 years. Collecting dust and going unnoticed, the Miami basketball program was the “Rip van Winkle” of college basketball from 1971 to 1985. But Hurricane basketball returned, and in a big way.

Since 1985, the Miami program has undergone such dramatic and frequent changes, it seemed that the Hurricanes were continually entering “a new era.” First came the “Era of Miami Basketball,” itself.

Then came the “Bill Foster Era,” followed by the “Tito Horford Era,” “The Leonard Hamilton Era,” “The BIG EAST Era,” “The Frank Haith/ACC Era” and now “The Jim Larrañaga Era.”

With the acceptance into the Atlantic Coast Conference in 2004, the University of Miami entered the ranks of the most competitive and successful basketball conference in the nation.

The road to conference affiliation in the ACC was not an easy one for those who thirsted for basketball in this continually prospering part of the country. Moreover, the previous path traveled by Miami basketball players, coaches and fans was dotted by flashes of brilliance, color and sometimes disappointment.

Here is a capsule summary of the 89 years of Miami basketball that has played a part in the history of the athletics department at the University and its neighboring community.

The 1920s: Miami’s First Team

- The Hurricanes fielded a freshman team in 1926-27, finishing 7-1 under head coach Art Webb.
- In 1927-28, the first official varsity basketball team at the University of Miami posted an 8-4 mark, knocking off Rollins, 51-15, in the opener.

The 1930s: A Missing Link

- Miami records list no official results from 1932 through 1938. During that period of time, representatives from the school played local AAU and church-sponsored teams under coach Tom McCann.
- The Hurricanes returned to intercollegiate competition in the 1938-39 season, posting a 4-6 record under head coach Hart Morris.

The 1940s: World War II Stops Play

- Like many other institutions across the nation, Miami dropped intercollegiate basketball during the war years of 1942-45.
- Morris returned as head coach along with the program in 1946 and was the UM mentor until 1952 when Dave Wike took over for a two-year stint as the UM coach.

The 1950s: UM’s Glory Years

- In 1954, the University named Bruce Hale as its head basketball coach. The retired Air Force captain and former professional basketball star held the UM head coaching post for 13 seasons, leading the Hurricane

program through its glory years of intercollegiate basketball. Before the end of Hale’s tenure in 1967, the Hurricanes won 220 games and lost 112 for a .663 winning percentage. Hale’s first Miami team turned in a 9-11 record, but there were no other losing campaigns in the next 12 years. The streak of non-losing seasons extended through the 1968-69 season – marking 14 consecutive campaigns of .500 basketball or better.

- Hale’s 1959-60 club was the first UM men’s basketball team to advance to the NCAA Tournament and finish the season ranked in the Associated Press Top 10. The team ran its record to 23-3 before bowing out to Western Kentucky, 107-84, in the first round of the tournament.
- During that historic 1959-60 NCAA Tournament year, junior guard Dick Hickox became the first UM basketball player to earn All-America recognition. Hickox averaged 22.1 points per game during that season en route to becoming a second-team AP and UPI All-American.

The 1960s: Rick Barry’s All-American Years

- The Dick Hickox-led Hurricanes of 1960-61 returned to postseason play – falling in the first round of the NIT to Saint Louis, 58-56. The 1960-61 squad compiled a 20-7 record.
- In 1962-63, Miami advanced to the second round of the NIT before falling to Providence, 106-96. An opening round NIT victory over St. Francis (N.Y.), 71-70, marked the first Miami victory in postseason play.
- From 1962 through 1965, Miami recorded three-consecutive 20-win seasons, rolling up a composite record of 65-16. The star of these Hurricane glory teams was a brilliant scorer named Rick Barry.
- In 1964-65, Barry became the Hurricanes’ only consensus All-America selection. The 6-7, 200-pound native of Roselle Park, N.J., led the nation in scoring with a 37.4 average in his senior season. He went on to become the only player in basketball history to win single-season scoring titles in the NCAA, ABA and NBA. He was inducted into the Basketball Hall of Fame in Springfield, Mass., in 1986.
- The 1964-65 Miami squad, led by Barry’s scoring brilliance, established a new NCAA scoring record by averaging 98.4 points per game. The Canes, however, were not allowed to participate in the NCAA Tournament that year – after posting a 22-4 record – because of recruiting violations.
- Bruce Hale resigned after 1966-67 and assistant Ron Godfrey assumed the head coaching responsibilities.

The 1970s: First Era Ends

- Don Curnutt closed out his Miami basketball career in 1970 as the Hurricanes’ third player to receive All-America recognition.
- Feb. 27, 1971 – The last victory by a Miami men’s basketball team for 14 years came in the second-to-last game of the season, a 100-94 triumph against Florida



MIAMI BASKETBALL HISTORY

State at home in Dinner Key Auditorium. The Canes shot a season-high 62.5 percent from the floor and all five Miami starters scored in double figures.

- March 1, 1971 – After posting a four-year record of 47-56 at Miami, Ron Godfrey announced his resignation from his post as head basketball coach, effective following UM's final game of the season against nationally-ranked Jacksonville.
- March 2, 1971 – The last game played by a University of Miami men's team until 1985 took place at the Dinner Key Auditorium where one of the largest UM home crowds in years turned out to see the Hurricanes host Jacksonville. The Dolphins handed Miami a 94-75 loss that remained as UM's last contest for the next 14 years.

1983: UM Commits To Rebuild

- July 15, 1983 – Sam Jankovich was named athletic director at the University of Miami. Coming to UM after a successful stint as the athletic director at Washington State, Jankovich immediately announced that the resurrection of men's basketball at Miami would be his primary priority in the early months of his tenure, enabling UM to have "one of the nation's most complete and visible overall programs in the country."
- Oct. 12, 1983 – The University of Miami Board of Trustees unanimously voted to reinstate men's basketball. The Board made the decision after reviewing a report submitted by Jankovich, which stated that men's basketball can be a revenue-producing venture. Moreover, nearly \$500,000 had already been raised in support of bringing basketball back to the University. It was also announced that the Hurricanes would be ready to compete on the Division I level in the 1985-86 season, and the downtown James L. Knight Center was home for the reborn program. "This is an exciting day for the University and for the athletic program," UM President Edward T. Foote II said. "And we are keeping in mind the priorities of academics first and athletics second ... we are pleased that the changes in the economics of intercollegiate basketball allow the University to resurrect one of the country's most popular sports. We look forward to welcoming these Hurricanes home again."

1984: Foster Hired As Coach

- March 21, 1984 – Bill Foster, a 47-year-old native of Hemingway, S.C., was named the seventh men's basketball coach at the University of Miami. Foster came to Miami after 19 years as a head coach at Shorter College, Charlotte and Clemson. Foster also announced that Clint Bryant, a long-time assistant at Clemson, would also join the Miami staff.
- April 9, 1984 – Foster announced the hiring of a second assistant coach, Seth Greenberg, who was serving as an assistant coach to Terry Holland at Virginia.

- April 16, 1984 – Tim Harvey, a 6-10, 240-pound center, became the first basketball player to commit to the University of Miami in over 14 years. The Plainfield, N.J., native announced that he would transfer to Miami after spending two seasons in the Georgia Tech program.
- July 1, 1984 – A third assistant coach was hired to complete the basketball staff. Miami native Cesar Odio returned home after serving as an assistant coach at his alma mater, Florida Southern.
- Oct. 11, 1984 – Nearly one full year after the announcement that basketball would return to the University, Athletic Director Sam Jankovich announced that a million dollar-plus practice facility would be constructed on the Coral Gables campus. The new all-purpose structure – located between the Hecht Athletic Center and the Greentree Track would be funded through a gift from the James L. Knight Charitable Trust.
- The first phase of the 1985-86 basketball schedule was also announced on this day, and the lineup included such perennial powers as North Carolina, Georgia, Notre Dame, Marquette and Dayton.
- Oct. 15, 1984 – The first men's basketball practice session in more than 12 years was held on the patio in the center of campus. More than 200 members of the student body participated.

1985: Miami Tips Off Again

- April 25, 1985 – Foster announced that UM's 1985-86 basketball roster would include nine freshmen, one sophomore and one junior, as the spring signing period ends for NCAA basketball.
- Oct. 15, 1985 – Basketball practice officially begins at the University of Miami in the Knight Sports Complex.
- Nov. 12, 1985 – The Knight Sports Complex was dedicated at a gala banquet that was held on the basketball courts of the new structure. CBS basketball analyst Billy Packer served as the evening's guest speaker for an event which welcomed more than 500 guests to the on-campus home of Hurricane basketball. The facility served as the practice home to the men's and women's basketball programs, while also housing the men's basketball coaching staff offices.
- Nov. 22, 1985 – The brand new era of Hurricane basketball was ushered in by a young UM squad which defeated The Citadel, 85-77, in front of a sellout crowd of 4,984 at the Knight Center. Dennis Burns (24 points), Kevin Presto (22) and Eric Brown (21) combined to lead the Miami offense, while Bryan Hughes enjoyed the distinction of scoring Miami's first point in 14 years (a free throw with 18:34 remaining in the first half).
- Nov. 30, 1985 – Miami stuns 1985 NCAA Tourney participant Georgia with a thrilling 81-78 victory to capture the first AMI Classic Championship at the Knight Center.

MIAMI BASKETBALL HISTORY

End of the 1980s: UM Moves Forward, Upsets Top 20 Teams

- March 5, 1986 – An 84-62 loss to Marquette in Milwaukee closed the Hurricanes' first season since 1970-71. Miami finished the year with a 14-14 record, giving Bill Foster his 19th non-losing record in 20 years as a collegiate head coach.
- The 1986-87 season – Though still considered "America's Youngest Team," Miami compiled a 15-16 slate – recording upset victories against Marquette, Stanford and Florida State, while losing by only four points to future BIG EAST foe Providence – a team that advanced to the NCAA Final Four.
- April 12, 1988 – Athletic Director Sam Jankovich announces plans to move Hurricane Basketball to the new \$56 million Miami Arena. Also home to the NBA's Miami Heat, the state-of-the-art basketball facility signified a new era in the rise of basketball in South Florida.
- Dec. 10, 1988 – A crowd of 6,654 watch the Hurricanes run neck-and-neck for 40 minutes with ACC powerhouse Duke, falling 117-102. Blue Devil Danny Ferry needs a superhuman performance to stop the Canes as he connects on 23-of-26 shots en route to 58 points. Ferry later calls Miami "a definite top-40 team."
- Jan. 12, 1989 – Joel Warren's free throw, his only point of the evening, with two seconds remaining clinches Miami's first victory over a top-20 team as the Canes upset defending national champion and No. 16-ranked Kansas, 87-86, at the Miami Arena.
- March 6, 1989 – The Hurricanes post an 89-82 win against FIU in the inaugural Carnival Miami Cup. The win leaves Miami with a 19-12 slate, the best record in 24 years and 10 seasons at Miami. Eric Brown ends his Miami career with 2,270 career points, just 28 behind All-American Rick Barry's Hurricane record of 2,298.

Early 1990s: Hamilton Hired, UM Joins BIG EAST

- April 2, 1990 – UM Athletic Director Sam Jankovich ends a national search for a new coach that spanned an entire season with the hiring of Leonard Hamilton from Oklahoma State.
- Oct. 10, 1990 – On the combined recommendation of President Edward T. Foote and Athletic Director Sam Jankovich, the University's Board of Trustees unanimously votes to accept an invitation to become the 10th member of the BIG EAST Conference in time for the 1991-92 season.
- Jan. 2, 1992 – Miami tips off its inaugural BIG EAST contest at Connecticut's Gampel Pavilion.
- Jan. 14, 1992 – In the first home conference game in UM history, the Hurricanes stunned perennial BIG EAST power St. John's, 45-42. The UM victory would ultimately cost the Redmen the outright conference championship as they completed the regular season in a tie with Georgetown and Seton Hall.

- April 28, 1992 – Hamilton takes another giant step in the development of Miami basketball with the completion of his second recruiting class. Six prep standouts, including Steven Edwards of Miami Senior High School, make up the class that ranked No. 4 in the nation.
- Jan. 2, 1993 – For the second-consecutive season, Miami opens its home BIG EAST schedule with a victory, as the Hurricanes upset No. 10 Georgetown, 80-69.
- March 6, 1993 – Miami finishes the regular season with a thrilling 77-76 win over Villanova at Miami Arena. The victory gives Miami a 7-2 record in home BIG EAST games and an increase of six victories over the Hurricanes' first season in conference play (1-17 to 7-11) – the third-largest jump in BIG EAST history.

1995: UM Enjoys a Banner Year

- Jan. 11, 1995 – Miami stuns St. John's, 82-79, in a nationally televised game on ESPN to record its first BIG EAST road victory. Freshman Kevin Norris led the way with a 21-point, eight-rebound performance.
- Feb. 28, 1995 – A 76-68 overtime win over Pittsburgh was the Hurricanes' ninth league victory of the season, assuring them of their first .500 league season and putting UM over the .500 mark (9-8) for the first time in BIG EAST play. The win also gave Miami at least a .500 overall season for the first time since the 1988-89 campaign.
- March 4, 1995 – A record UM crowd of 11,263 pours into Miami Arena to watch the Hurricanes take on fourth-ranked Connecticut in the regular-season finale. Miami, who lost a tough 75-67 decision, finished the season with a 9-9 record in BIG EAST play, establishing a new conference record for single-season improvement. Miami's nine-win conference increase tied Louisiana Tech for the best conference improvement in the nation.
- March 6, 1995 – UM President Edward T. Foote II and Ryder System, Inc. Chairman, President and Chief Executive Officer M. Anthony Burns announce that Ryder System, Inc. has committed approximately \$9 million to the development of The RYDER Center, an on-campus multipurpose facility which will serve as the future home of UM basketball.
- March 9, 1995 – Head Coach Leonard Hamilton is named BIG EAST Conference Coach of the Year.
- March 15, 1995 – UM makes its first postseason appearance in 31 years with a National Invitation Tournament contest at Penn State.
- March 21, 1995 – Leonard Hamilton earns his second coach of the year honor as United Press International tabs Hamilton National Coach of the Year.
- June 28, 1995 – Constantin Popa becomes the 12th Hurricane to be chosen in the NBA Draft as the Los Angeles Clippers select him in the second round with the 53rd overall pick.



MIAMI BASKETBALL HISTORY

The Mid 90s: UM Moves Forward

- Feb. 10, 1996 – Steven Edwards became The BIG EAST Conference all-time leader in 3-point field goals made in league play (167) when he connected on a trey with 5:39 left against Boston College. Edwards finished his career with 178 3-point field goals in BIG EAST play.
- Feb. 20, 1996 – Steve Rich turned in one of the greatest individual performances in UM history, scoring a career-high 43 points and grabbing 13 rebounds as the Canes rallied from a 12-point second-half deficit to defeat St. John's, 96-91, in double overtime at the Miami Arena. Rich, who had 22 points in the second half, sent the game into overtime with a six-foot jumper with 3.6 seconds left in regulation. Rich also sent the game into double-overtime when he hit a free throw with 36 seconds remaining in the first overtime. He put UM ahead to stay with a pair of free throws with 3:52 remaining in the second overtime.
- Jan. 11, 1997 – Kevin Norris hits two free throws with 0.8 seconds remaining to give Miami a 61-59 win against ninth-ranked Villanova. The win was the Hurricanes' first road win against a ranked opponent.

1997-98: Miami Returns To NCAA Tournament

- Nov. 21, 1997 – Miami defeats 17th-ranked Charlotte, 89-72, at Miami Arena, marking the highest ranked non-conference opponent the Hurricanes have defeated since 1989.
- Dec. 22, 1997 – UM improves to 9-0, tying the school record for consecutive victories to open a season, with a 65-57 win at Memphis.
- Jan. 6, 1998 – Miami knocks off No. 8 Connecticut, marking the highest-ranked opponent UM has defeated in Miami Arena.
- Feb. 4, 1998 – Kevin Norris records one steal against Providence to move into first place on Miami's career steals list. Norris surpassed Jerome Scott, who recorded 187 steals from 1988-92.
- March 3, 1998 – Tim James is named to the All-BIG EAST First Team, becoming the first Hurricane to be named first-team all-conference.
- March 8, 1998 – Miami receives its first NCAA Tournament bid since 1960. The Hurricanes were seeded 11th in the South Region.
- March 13, 1998 – No. 6 seed UCLA defeats Miami, 65-62, in the opening round of the NCAA Tournament at the Georgia Dome in Atlanta. The game aired nationally on CBS and was Miami's first national appearance on network television since 1988.

1998-99: Miami's Breakthrough Season

- Jan. 18, 1999 – Miami debuts at No. 25 in the Associated Press Poll. The ranking marks the first for Miami by the AP since 1960.
- Jan. 20, 1999 – Miami plays No. 1 Connecticut in front of a school-record crowd of 15,147 at Miami Arena.

John Salmons' 3-point attempt rolled in-and-out at the buzzer as UConn held on for a 70-68 overtime win.

- Feb. 8, 1999 – Miami knocks off No. 18 Syracuse, 76-63, marking the Canes' first win at the Carrier Dome.
- Feb. 20, 1999 – Miami defeats No. 2 Connecticut, 73-71, snapping the Huskies 16-game win streak at Gampel Pavilion. With the win, Miami becomes the first team in BIG EAST history to defeat Georgetown, St. John's, Syracuse and Connecticut on the road in the same season.
- Feb. 23, 1999 – Miami defeats Pittsburgh, 85-52, improving UM's record to 20-5 on the season. The 20-win season is the first for Miami since 1964-65.
- March 1, 1999 – Miami moves up to ninth in the AP poll, marking the Hurricanes' first top-10 ranking since March 1, 1960.
- March 1, 1999 – Tim James and Johnny Hemsley are both named to the All-BIG EAST First Team.
- March 2, 1999 – James is named BIG EAST Co-Player of the Year with Connecticut's Richard Hamilton, Hemsley is named the BIG EAST Most Improved Player and Leonard Hamilton is named the BIG EAST Coach of the Year for the second time of his career.
- March 7, 1999 – Miami receives its second-consecutive NCAA Tournament bid and is seeded No. 2 in the East Region – the highest seed in school history.
- March 8, 1999 – James is named to the All-America Third Team by the Associated Press, becoming the fourth Hurricane in school history to earn All-America honors.
- March 12, 1999 – Miami defeats Lafayette, 75-54, in its first-round game at the FleetCenter in Boston. The win marks the first NCAA Tournament victory in school history and ties the school record for wins in a season (23). Hemsley set a school record and tied the East Regional record by connecting on nine 3-pointers.
- March 14, 1999 – Miami's NCAA Tournament run ends with a 73-63 loss to Purdue.
- June 30, 1999 – James is selected by the Miami Heat with the 25th pick of the first round in the 1999 NBA Draft. James was the first Hurricane to be selected in the first round since 1965.

1999-2000: Hurricanes Beast of the BIG EAST

- Nov. 8, 1999 – Hurricanes debut at No. 25 in the preseason Associated Press poll, marking the first preseason AP ranking in UM history.
- Feb. 19, 2000 – UM defeats No. 18 Connecticut, 63-57, becoming the first school in BIG EAST history to win consecutive games at Gampel Pavilion in Storrs, Conn.
- March 5, 2000 – Miami defeats No. 18 St. John's, 74-70, in overtime to capture the BIG EAST regular-season championship.
- March 10, 2000 – Vernon Jennings hands out eight assists against St. John's to move into first place on UM's career assists list. Jennings would end his career

MIAMI BASKETBALL HISTORY

with 520 assists.

- March 12, 2000 – UM receives its third consecutive NCAA Tournament bid, earning the No. 6 seed in the South Region.
- March 19, 2000 – Miami defeats No. 18 Ohio State, 75-62, in the second round of the NCAA Tournament to advance to the Sweet 16 for the first time in school history. The win is UM's 23rd of the season, tying the school record for wins in a season.
- March 24, 2000 – Tulsa defeats Miami, 80-71, in the South Regional semifinal to end the Hurricanes' season. Miami finished with a 23-11 record.
- April 4, 2000 – Miami ends the season ranked 23rd by the AP and No. 20 in the USA Today/ESPN poll.
- June 15, 2000 – Leonard Hamilton steps down as head coach to accept the head coaching job with the NBA's Washington Wizards.
- July 6, 2000 – After a nationwide search, Perry Clark, formerly of Tulane, is named the ninth head basketball coach at the University of Miami.

The Perry Clark Era Begins

- Nov. 18, 2000 – UM defeats Florida Atlantic, 76-59, marking Clark's first win at Miami. Darius Rice scores 26 points, establishing a UM freshman record for most points scored in a season opener.
- Dec. 9, 2000 – Rice scores a UM freshman record 35 points in the Hurricanes' 83-72 win over UCF.
- Jan. 10, 2001 – Rice establishes a UM freshman record with seven 3-pointers in an 85-74 loss at Virginia Tech. Rice scores 31 points, becoming the first freshman in UM history to record two 30-point games in a season.
- March 11, 2001 – Miami receives a bid to the National Invitation Tournament. The postseason berth is the fifth straight for Miami and sixth in the last seven seasons.

2001-02: Miami's Record-Breaking Season

- Nov. 20, 2001 – Miami defeats Clemson, 67-65, in the championship game of the Virgin Islands Paradise Jam. The tournament championship is the Hurricanes' first since the 1988 Eastern Airlines Palm Beach Classic. John Salmons is named the tournament's MVP, while Darius Rice was named to the all-tournament team.
- Dec. 18, 2001 – Miami improves to 10-0 on the season, setting a school record for consecutive wins to open a season, following a 90-62 win against Florida A&M.
- Dec. 30, 2001 – Miami defeats St. Francis (Pa.), 71-48, concluding non-conference play at 13-0. The perfect non-conference record is the first in school history.
- Jan. 2, 2002 – Miami defeats No. 24 Georgetown, 79-71, tying the school-record for consecutive victories (14-0).
- Jan. 19, 2002 – The Hurricanes rally from a 13-point second-half deficit to defeat Providence, 102-96, in

overtime. The 13-point second-half comeback tied the UM BIG EAST record.

- Feb. 4, 2002 – The Hurricanes reach a season-high national ranking of 12th by the Associated Press and 11th in the ESPN/USA TODAY Poll.
- March 4, 2002 – John Salmons and Darius Rice are named to the All-BIG EAST Second Team while James Jones earns third team honors.
- March 5, 2002 – Salmons receives the first BIG EAST Sportsmanship Award.
- March 7, 2002 – The Hurricanes establish a new school-record for wins in a season (24) with an 84-76 overtime win over Georgetown in the quarterfinals of the BIG EAST Tournament.
- March 10, 2002 – Miami receives a bid to the NCAA Tournament, earning the No. 5 seed in Albuquerque, N.M.
- March 14, 2002 – The season ends with a 93-80 loss to Missouri in the NCAA Tournament. The Canes end the season with a 24-8 record while setting season records in 3-point field goals (236), 3-point field goal attempts (684) and blocked shots (190).

2002-03: A New Home for Miami Basketball

- Jan. 4, 2003 – Miami christens the \$48 million Convocation Center with a thrilling 64-61 overtime win against North Carolina.
- Jan. 20, 2003 – Darius Rice scores a career-high 43 points, including a steal and three-point basket as time expires to knock off 11th-ranked Connecticut, 77-76, at the Convocation Center. The 43 points scored by Rice remains a record at the facility.
- March 6, 2003 – James Jones is named Second Team Verizon Academic All-America.
- June 26, 2003 – James Jones is selected in the second round of the NBA Draft by the Indiana Pacers.

2003-04: BIG EAST Era Comes to End

- Feb. 7, 2004 – Darius Rice starts his 109th game as a Hurricane, setting a new UM record. Rice would end his career with 113 career starts at Miami.
- Feb. 19, 2004 – Rice is named First Team All-District 6 by the NABC for the third-straight season, the first Hurricane to be named First Team All-District three times.
- March 6, 2004 – Rice scores 16 points against West Virginia in his final game as a Hurricane to finish with 1,865 points, fourth most in UM history. Miami ends the season with a 14-16 record.
- March 26, 2004 – Perry Clark is dismissed from his head coaching duties at the University of Miami.
- April 12, 2004 – Frank Haith is named the University of Miami's 11th head men's basketball coach.
- July 1, 2004 – The University of Miami officially becomes a member of the Atlantic Coast Conference.



MIAMI BASKETBALL HISTORY

2004-05: The ACC/Frank Haith Era Begins

- Nov. 20, 2004 – Miami defeats Wofford, 67-64, for Frank Haith's first victory at UM.
- Nov. 29, 2004 – Anthony King records the first triple-double in UM history with 11 points, 10 rebounds and an ACC-record 13 blocked shots against Florida Atlantic.
- Dec. 4, 2004 – The Hurricanes knock off 19th-ranked Florida, 72-65, in Gainesville, Fla., marking Miami's first win at UF since Jan. 10, 1963.
- Jan. 6, 2005 – Miami plays its first ACC game, falling 80-69 at Georgia Tech.
- Jan. 9, 2005 – Miami records its first ACC win, defeating NC State, 67-66, in front of a sellout crowd at the Convocation Center.
- Jan. 12, 2005 – The Hurricanes record their first ACC road win with a 91-80 victory at Virginia.
- March 13, 2005 – The Hurricanes receive a bid to the National Invitation Tournament.
- March 14, 2005 – Frank Haith is named NABC District 6 Coach of the Year – the first UM coach to earn District Coach of the Year honors.

2005-07

- Nov. 16, 2005 – The University of Miami and BankUnited enter into a 10-year agreement to rename the Convocation Center the BankUnited Center.
- Jan. 14, 2006 – Miami knocks off No. 20 North Carolina, 81-70, in Chapel Hill, N.C., marking the Hurricanes' first win at the Dean Smith Center.
- March 9, 2006 – The Hurricanes win their first ACC Tournament game, defeating Clemson, 66-63, in Greensboro, N.C.
- March 15, 2006 – Miami downs Oklahoma State, 62-59, in the opening round of the NIT at the BankUnited Center in the first postseason game hosted by the Hurricanes.
- June 28, 2006 – Guillermo Diaz is selected in the second round of the NBA Draft by the Los Angeles Clippers with the 52nd overall pick.
- March 5, 2007 – Jack McClinton, who concluded the 2006-07 regular season ranked first in the ACC in three point percentage (.438), three-pointers made per game (2.93) and free throw percentage (.896), earns Third Team All-ACC honors.

2007-08: Canes Return to NCAA Tournament

- Nov. 18, 2007 – Miami uses a 64-58 win over Providence to claim the inaugural Puerto Rico Tip-Off Championship title. Junior Jack McClinton is named to the all-tournament team.
- Dec. 17, 2007 – After nine-straight wins, Miami jumps into the top 25 in a pair of national polls – No. 22 in both the USA TODAY/ESPN Coaches Poll and in the AP Poll. It is the program's first ranking since a No. 21 showing in both polls the week of March 10, 2002.

- Feb. 20, 2008 – Sophomore Dwayne Collins scores a career-high 26 points to lead Miami to a 96-95 win over No. 4/5 Duke at the BankUnited Center – UM's first win over the Blue Devils in 45 years.
- March 10, 2008 – Jack McClinton becomes the first Hurricane named to the All-ACC First Team. He also is the only first-team pick to also earn All-ACC Academic Team honors.
- March 16, 2008 – Miami earns the No. 7 seed in the NCAA Tournament in Little Rock, Ark.
- March 21, 2008 – Jack McClinton scores a career-high 38 points, including 32 in the second half, to lead Miami past Saint Mary's, 78-64, in NCAA first-round play.
- March 23, 2008 – Miami's season comes to a close with a 75-72 loss to second-seeded and seventh-ranked Texas in the NCAA's second round.

2008-11

- 2008 Preseason – Miami opened the season ranked among the nation's top 25 in both preseason polls for just the second time. The Hurricanes were No. 16 in the preseason USA TODAY/ESPN Top 25 Coaches' Poll – tying the highest preseason ranking in program history – and No. 17 in the preseason Associated Press Poll.
- Dec. 6, 2008 – Miami defeats Kentucky, 73-67, at Rupp Arena in front of 24,109 fans to mark the Canes' first win at Rupp Arena. UM's 20-point halftime lead (46-26) was the largest by an opponent at Rupp since 1980.
- Feb. 4, 2009 – Miami wins its second game of the season over a ranked opponent, routing No. 6/7 Wake Forest, 79-52, for the program's largest margin of victory (27 points) over a ranked opponent and its largest margin of victory in ACC play.
- March 9, 2009 – For the second-straight season, Jack McClinton is named First-Team All-ACC and is the only All-ACC honoree to also earn All-ACC Academic Team recognition. He closed his career as the ACC's all-time leader in 3-point field goal percentage (.440) and ranked second in career free-throw percentage (.900).
- March 18, 2009 – McClinton hits a career-high tying seven 3-pointers and scores 25 points to lead Miami to a 78-66 victory over Providence in the first round of the NIT, breaking his own school record for 3-pointers in a season. (He closed the season with 101 and his career with a UM-record 286 treys).
- March 2009 – The Hurricanes' new on-campus practice facility opens.
- April 2, 2009 – McClinton wins the men's three-point championship at the 21st Annual College Slam Dunk and Three-Point Championships in Detroit.
- June 26, 2009 – McClinton is selected by the San Antonio Spurs with the 51st pick in the second round of the 2009 NBA Draft.
- Nov. 22, 2009 – James Dews scores 22 points and tournament MVP Dwayne Collins adds 17 points and 15 rebounds to lead Miami past South Carolina, 85-70, in

MIAMI BASKETBALL HISTORY

the championship game of the Charleston Classic.

- Feb. 17, 2010 – During halftime of the Canes' game versus Duke, UM paid tribute to three Hurricane greats with the institution of honored jerseys. Jack McClinton (2006-09), Don Curnutt (1967-70) and Dick Hickox (1958-61) had their jerseys raised to the rafters of the BankUnited Center, next to the retired jerseys of Rick Barry and Tim James.
- March 12, 2010 – 12th-seeded Miami continued its run in the ACC Tournament with a 70-65 victory over Virginia Tech. It marked the first time in program history that UM advanced to the tournament semifinals.
- May 6, 2010 – Former Hurricane Will Allen was selected as one of the world's 100 most influential people by TIME Magazine for work with his non-profit group Growing Power.
- June 25, 2010 – Dwayne Collins is selected by the Phoenix Suns with the 60th pick of the 2010 NBA Draft.
- April 4, 2011 – Frank Haith resigns from his post as head coach at the University of Miami.



2011-12 – Jim Larrañaga Era Begins

- April 22, 2011 – UM Director of Athletics Shawn Eichorst announces the hiring of Jim Larrañaga as the 12th head coach of the men's basketball program.
- September 22, 2011 – Larrañaga is inducted into the New York City Basketball Hall of Fame, in a ceremony held at the New York Athletic Club.
- Nov. 11, 2011 – Larrañaga earns his first victory as the head coach at Miami with a 69-58 win over Tennessee Tech at BankUnited Center.
- Jan. 18, 2012 – Larrañaga picks up his first ACC victory with a 76-73 win over Clemson.
- Feb. 5, 2012 – Miami upsets No. 7/5 Duke, 78-74 in overtime, for the Canes' first-ever win at Cameron Indoor Stadium. Reggie Johnson led the way with 27 points and 12 rebounds.
- March 3, 2012 – With a 77-56 win over Boston College, Miami earns its best finish and record ever in the ACC, tied for fourth with a 9-7 league mark.
- March 20, 2012 – Miami earns its 20th win of the

season, rolling past Valparaiso, 66-50, in the first round of the NIT.

- March 30, 2012 – DeQuan Jones opened the 2012 Denny's Slam Dunk Contest with a perfect score of 40 from the on-site judges in the 24th Annual State Farm College Slam Dunk Championships.

2012-13: A Historic Season

- Jan. 4, 2013 – Jim Larrañaga earns his 500th career coaching victory in a win at Georgia Tech.
- Jan. 23, 2013 – Miami upsets No. 1 Duke, 90-63. It was both UM and Larrañaga's first win over a top-ranked team. UM was the first team to beat a No. 1 team by 20-plus points in the 21st century.
- Feb. 9, 2013 – Miami improves to 10-0 in conference play with an 87-61 victory over North Carolina in front of a sold-out home crowd. Miami is the first team to beat Duke and UNC by 25 points since the start of ACC play in 1953. Miami is also the first team to beat Duke and UNC by 20-plus points in the same season since Maryland in the 1974-75 season.
- Feb. 11, 2013 – Following the win over UNC, Miami soars to a No. 3/4 rank, receiving a record 17 first-place votes in the AP poll. The last time UM received No. 1 votes came on March 1, 1960, when the Canes tallied seven first-place votes and stood No. 8 in the poll.
- Feb. 18, 2013 – Miami earns a program-best No. 2 ranking in the the AP and USA TODAY Coaches polls.
- March 9, 2013 – With a win over Clemson, the Hurricanes clinch the ACC regular-season championship and the top seed in the ACC tournament. It marked the first outright conference title in school history.
- March 11, 2013 – Shane Larkin, Kenny Kadji and Durand Scott are selected as All-ACC performers by the Atlantic Coast Sports Media Association. Scott was selected the ACC's Defensive Player of the Year while Larkin was on the All-Defensive Team and Larrañaga was Coach of the Year.
- March 12, 2013 – The ACC coaches select Larrañaga Coach of the Year, Larkin Player of the Year and Scott Defensive Player of the Year. Larkin (1st), Kenny Kadji (2nd) and Scott (H.M.) each earned a spot on the inaugural Coaches All-ACC Basketball Team.
- March 17, 2013 – Miami claims its first ACC Tournament title with a sweep of Boston College, NC State and North Carolina in the Greensboro Coliseum. Miami became the first school since 1974 to win the ACC outright regular-season and tournament titles in the same season. Miami was the first ACC school outside of the state of North Carolina to do so. Shane Larkin was named the ACC Tournament MVP.
- March 17, 2013 – Miami earned the No. 2 seed in the East Region in the NCAA Tournament. Miami's No. 2 seed was tied for the highest in program history.
- March 22, 2013 – With a 78-49 win over 15-seed Pacific in Austin, Texas, Miami records its largest margin



MIAMI BASKETBALL HISTORY



of victory in an NCAA tourney game.

- March 24, 2013 – Miami downed 7-seed Illinois, 63-59, to advance to the Sweet 16 for only the second time in school history (2000). The win pushed the Hurricanes' single-season school-record total to 29.
- March 28, 2013 – Miami's season ends with a 71-61 loss to Marquette in the Sweet 16 in Washington, D.C.
- April 8, 2013 – Postseason awards roll in for the Hurricanes as Larrañaga was named AP, Naismith and USBWA Henry Iba National Coach of the Year. He was also USBWA District IV, NABC All-District II and Basketball Times South District Coach of the Year. Larkin was named the Lute Olson National Player of the Year and an All-American by the AP (second team), John Wooden, Sporting News (third team), NABC (second team), Lute Olson, Lefty Driesell (defensive) and ESPN (second team).
- April 18, 2013 – The State of Florida honors Larrañaga and the men's basketball team with two resolutions, recognizing April 18, 2013, as "University of Miami Hurricanes Men's Basketball Team Day" in Florida. Each resolution was read and presented on the full floor of the Florida House of Representatives and the state senate.
- June 27, 2013 – Larkin was selected with the 18th overall pick by the Atlanta Hawks in the NBA Draft.

2014-15

- Nov. 17, 2014 – Angel Rodriguez scores 24 points, including a falling-down 3-pointer with 16 seconds remaining, as Miami overcame a 15-point deficit to upset No. 8/7 Florida, 69-67.
- Nov. 23, 2014 – Miami defeats Charlotte, 77-58, to win its second Charleston Classic championship. Angel Rodriguez was named the classic's Most Valuable Player.
- Jan. 13, 2015 – Miami shoots 67 percent after halftime to upset No. 4 Duke, 90-74, snapping the Blue Devils' 41-game homecourt winning streak.
- April 2, 2015 – Miami falls, 66-64, in overtime to Stanford in the NIT Championship game in Madison Square Garden.

2015-18: Three Straight NCAA Tourney Appearances

- Nov. 22, 2015 – Angel Rodriguez scores 19 points and Miami takes down its second straight ranked opponent, beating No. 22 Butler, 85-75, for the Puerto Rico Tipoff championship. Rodriguez earns the tournament's most outstanding player.
- Nov. 25, 2015 – The Hurricanes' men's basketball season at the BankUnited Center sells out on a season-ticket basis. This marked the first time in Miami Athletics history any team sold out its season.
- Dec. 19, 2015 – The Canes' victory over Charleston marks the 100th win at UM for Jim Larrañaga. Needing only 150 games, Larrañaga was the fastest to accomplish the feat in program history.
- Jan. 11, 2016 – Miami is ranked in the top 10 for the first time since the 2012-13 season – No. 8 by the AP and No. 9 in the USA TODAY Coaches Poll.
- March 6, 2016 – Larrañaga is voted the ACC Coach of the Year for the second time.
- March 7, 2016 – Larrañaga is voted the ACC Coach of the Year by the league's head coaches and the next day earns the US Basketball Writers Association District IV Coach of the Year honors.
- March 13, 2016 – Miami is selected for the NCAA Tournament for the first time since 2013 as the Canes received the No. 3 seed in the South Region.
- March 24, 2016 – Sheldon McClellan scores a game-high 26 points, but Miami's season comes to an end in a 92-69 loss to eventual national champion Villanova in the South Region semifinal.
- Oct. 11, 2016 – Miami basketball starts a \$1.7 million facility renovation that included upgrades to the locker rooms, student-athlete lounges, office spaces, weight room and practice facility hallways.
- Nov. 4, 2016 – Miami sells out its season ticket allotment at the Watsco Center for the second straight season.
- Dec. 28, 2016 – With a 78-67 win over Columbia, Miami earns its 1,000th program victory.
- Jan. 14, 2017 – Larrañaga wins his 600th career game in a victory at Pittsburgh.
- March 17, 2017 – No. 9 seed Michigan State defeats

MIAMI BASKETBALL HISTORY

No. 8 seed Miami in the first round of the NCAA Tournament at the BOK Center in Tulsa, Okla.

- Nov. 10, 2017 – Bruce Brown becomes just the sixth player in ACC history to record two career triple-doubles with his 10-point, 11-rebound, 10-assist outing against Gardner-Webb.
- Dec. 18, 2017 – The Miami men's basketball program sells out its season ticket allotment at the Watsco Center for the third consecutive season.
- March 11, 2018 – Miami earns a No. 6 seed in the South Region of the NCAA Tournament, matching a program record with its third straight NCAA berth.
- March 15, 2018 – UM's season concludes with a 22-10 record as 11th-seeded Loyola Chicago prevailed, 64-62, on a buzzer-beating 3-pointer.
- June 21, 2018 – Lonnie Walker (No. 18) and Bruce Brown (No. 42) are chosen in the NBA Draft, marking just the third time in program history that Miami had two players selected in the same draft.

Present

- June 20, 2019 – Dewan Hernandez is selected in the NBA Draft, giving the Hurricanes a draftee in three consecutive years. Miami joined Duke as the only ACC teams with at least one player picked each year from 2017 to 2019.
- Dec. 2, 2019 – Miami wins, 81-79, on the road against an Illinois team that ended the year ranked in the top 25. In doing so, the Hurricanes gave Larrañaga his 650th career victory. He became the 64th coach in college basketball history to reach 650, including the 39th with Division I experience.
- Feb. 19, 2020 – The Hurricanes earn a 102-95 victory at Virginia Tech in the first triple-overtime game in program history. Keith Stone set a program record with 18 rebounds in an ACC game, while three Hurricanes scored 20-plus points, including Isaiah Wong tallying 27 points and 12 rebounds on 14-of-14 shooting at the line.
- March 7, 2020 – Miami tops Syracuse, 69-65, in overtime to finish the year 3-1 in games that needed extra time. It marked the fifth consecutive season the Hurricanes won on senior day.
- Dec. 8, 2020 - Trailing by as many as 20 points and facing an 18-point deficit at halftime, the Hurricanes rally to defeat Purdue, 58-54, in the ACC/Big Ten Challenge. It marked the largest comeback of the ACC era and the biggest halftime deficit overcome since the program rebirth. Miami trailed by 13 points with under nine minutes left against a Purdue team that ended the season at No. 20 in the USA TODAY Coaches Poll.
- Jan. 9, 2021 - With a 64-59 triumph at NC State, Larrañaga earns the 665th victory of his career to pass John Wooden on the all-time wins list.
- Jan. 16, 2021 - Isaiah Wong becomes the first Hurricane in nearly four years to score 30 points and, in doing so, leads Miami to its first ranked victory almost

- three years, a 78-72 decision over No. 16/18 Louisville.
- Feb. 1, 2021 - In its final home matchup against a Mike Krzyzewski-led Duke team, Miami defeats the Blue Devils, 77-75. The victory improved Larrañaga to 6-7 against Duke during his Miami tenure.
- March 10, 2021 - The Hurricanes become the first No.13-seed to reach the ACC Tournament quarterfinals after upsetting fifth-seeded Clemson, 67-64. The victory also served as Larrañaga's 200th at Miami, making him just the 17th head coach in league history to reach that number while at an ACC school.



HISTORY



RECORDS

Team Game & Season Records.....	165
Team ACC Game Records.....	167-169
Team Records by Half.....	170-171
Individual Game/Half/ACC Records.....	172-176
Freshman Game Records.....	177
Individual Season Records.....	178-182
Freshman Season Records.....	183
Individual Career Records.....	184-188
Opponent Team Game/Half Records.....	189-192
Opponent Individual Game/Half Records.....	193-195
NCAA Tournament Records.....	196-198
Opponent NCAA Tournament Records.....	199-200
NIT Records.....	201-203
Opponent NIT Records.....	204-205
ACC Tournament Records.....	206-208
Opponent ACC Tournament Records.....	209-210
Year-by-Year Team Stats.....	211-213
1,000 Points Club.....	214-216
Annual Leaders.....	217-219
100-Point Games.....	220-221
Overtime Games.....	222-223
Season Openers.....	224-225
Records by Month.....	225
Watsco Center Records.....	226
Home Attendance Figures.....	227-228

21 22

MEDIA GUIDE





TEAM RECORDS – GAME

Most Points Scored	148 vs. Rollins, 2/23/65
Other Top Scoring Games	144 vs. Rollins, 2/12/63
121+ Points	141 vs. Tampa, 2/9/65 136 at Tampa, 12/1/64 134 at Tampa, 1/29/64 128 at Rollins, 1/23/65 127 vs. Jacksonville, 1/16/65 127 at Rollins, 1/28/64 124 vs. Florida Southern, 1/13/65 121 vs. La Salle, 1/23/64 121 vs. Florida Southern, 2/18/60
Most Points Against	127 at UCLA, 12/12/69
Most Points in Loss	113 vs. Oklahoma City, 1/6/62
Largest Margin of Victory	69 (148-79) vs. Rollins, 2/23/65
Highest Total Score	255 (136-119) at Tampa, 12/1/64
Most Players Scoring in Game	14 vs. Florida A&M, 12/10/94
Most Field Goals Made	60 vs. Rollins, 2/23/65
Highest FG Pct.	.667 (24-36) vs. Coppin State, 1/20/88 .667 (32-48) vs. Bethune-Cookman, 12/5/88 .667 (30-45) vs. Birmingham Southern, 12/3/05
3-Point FG Made	18 vs. Coppin State, 12/21/19
3-Point FG Attempts	38 vs. Coppin State, 12/21/19
3-Point Field Goal Pct.	.875 (7-8) vs. UConn, 1/2/92
Most Free Throws Made	46 vs. Tampa, 1956+
Most FT Attempted	61 vs. Kentucky Wesleyan, 1/24/57
Highest Free Throw Pct. (min. 15 FTA)	1.000 (18-18) vs. Maryland, 12/29/64 .970 (32-33) vs. Creighton, 2/10/64**
Most Rebounds	61 vs. Northeastern Illinois, 11/24/95
Most Assists	29 vs. Florida Southern, 11/9/07 29 vs. Lehigh, 1/9/91
Most Steals	21 vs. Savannah State, 11/30/02
Most Blocked Shots	17 vs. Hartford, 12/13/96^^
Most Blocked Shots in a Half	13 vs. Hartford (1st), 12/13/96
Most Turnovers	32 at Georgetown, 1/13/96
Most Personal Fouls	36 vs. Tampa, 1962+
Most Total Fouls (both teams)	73 vs. Tampa, 1965+
Fewest Personal Fouls	5 vs. Rollins, 1962+
Fewest Total Fouls (both teams)	13 vs. Rollins, 1962+

** T-No. 17 in NCAA history (min. 30 FTA)

^^ T-No. 14 in NCAA history

+ Exact game/date unknown

TEAM RECORDS – MISCELLANEOUS

Most Consecutive Games with a Three-Point FGM
354, Dec. 18, 2001 - Dec. 22, 2012

TEAM RECORDS – SEASON

Most Victories	29, 2012-13
Most Defeats	24, 1991-92
Longest Winning Streak	14, 1946-47, 2001-02, 2012-13
Longest Conference Winning Streak	13, 2012-13
Longest Losing Streak	17, 1993-94
Longest Conference Losing Streak	18, 1993-94~

~ Miami lost its first three league games in 1994-95, making it a 21-game multi-season streak

Most Games Over 100 Points	11, 1988-89
Opponent	10, 1988-89
Most Points	2,809, 1988-89
Opponent	2,778, 1988-89
Highest Scoring Average	98.4, 1964-65++
Opponent	96.9, 1969-70
Most Rebounds	1,559, 1962-63
Opponent	1,398, 1959-60
Most Field Goals Made	1,024, 1988-89
Opponent	1,040, 1988-89
Most Field Goals Attempted	2,194, 1963-64
Opponent	2,138, 1967-68
Field Goal Percentage	.492 (1,024-2,083), 1988-89
Opponent	.488 (1,040-2,129), 1988-89
3-Point Field Goals Made	292, 2014-15
Opponent	260, 2018-19
3-Point FG Attempted	816, 2014-15
Opponent	744, 2018-19
3-Point Field Goal Pct	.385 (236-613), 2007-08
Opponent	.408 (151-370), 1986-87
Most Free Throws Made	663, 1959-60
Opponent	597, 1955-56
Most Free Throws Attempted	914, 1956-57
Opponent	909, 1955-56
Free Throw Percentage	.796 (642-807), 1964-65\$\$\$
Opponent	.739 (386-522), 2016-17
Most Assists	583, 1988-89
Opponent	516, 1988-89
Most Steals	287, 1988-89
Opponent	288, 1987-88
Most Blocked Shots	190, 2001-02
Opponent	144, 2000-01
Most Turnovers	575, 1998-99
Opponent	615, 1999-00
Most Personal Fouls	701, 1991-92
Opponent	678, 2007-08

++ No. 20 in NCAA history and first nationally that season
- Miami also led the nation in scoring in 1958-59 with an 87.6-point average

\$\$\$ No. 22 in NCAA history and first nationally that season
- Miami also led the nation in free throw percentage in 1963-64 with a 76.0 clip

NOTE: Miami also led the nation in opponent field goal percentage in 1997-98 with a 37.9 clip against

GAME RECORDS - ACC GAMES ONLY

TEAM HIGHS

POINTS

102	at Virginia Tech.....	2/19/20
96	Duke	2/20/08
95	Virginia	3/1/08
94	at Florida State.....	1/27/18
91	at North Carolina.....	2/27/18
91	at Virginia	1/12/05
90	Duke	1/13/15
90	Duke	1/23/13
90	Maryland	2/1/12
90	Florida State	3/3/07
90	Georgia Tech.....	12/3/06

FIELD GOALS MADE

35	Duke	2/20/08
35	Duke	1/19/05
34	at North Carolina.....	2/27/18
34	at Florida State.....	1/27/18
34	at NC State	1/21/18
34	Florida State	3/3/07
33	at Virginia Tech.....	2/19/20
33	Duke	1/23/13
33	Virginia	3/1/08
32	at North Carolina.....	2/9/19
32	Georgia Tech.....	12/3/06
32	at Florida State	1/29/06
32	at Clemson.....	2/12/05
32	at Wake Forest	1/29/05

FIELD-GOAL ATTEMPTS

79	at Virginia Tech.....	2/19/20
78	Duke	1/15/18
77	Duke	1/19/05
76	at Boston College	1/15/08
73	at NC State	2/29/12
73	Maryland	2/1/12
73	at Duke	2/19/06
73	at Georgia Tech.....	1/6/05

FIELD-GOAL PERCENTAGE

.638 (30-47)	at Florida State	2/13/13
.632 (24-38)	Virginia Tech	1/31/10
.587 (27-46)	at NC State	3/1/14
.582 (32-55)	at Clemson	2/12/05
.577 (30-52)	Boston College	2/12/20
.576 (34-59)	at NC State.....	1/21/18
.574 (35-61)	Duke	2/20/08

3-PT FIELD GOALS MADE

17	at Florida State.....	1/27/18
15	at Virginia Tech.....	3/7/15
15	North Carolina	2/9/13

14	at North Carolina.....	2/9/19
13	North Carolina	1/26/11
13	at Wake Forest	1/29/05
12	Virginia Tech	1/30/19
12	Boston College	3/3/12
12	Wake Forest	2/18/12
12	Maryland	3/2/11
12	Wake Forest	1/31/06
12	Maryland	1/7/06

3-PT FG ATTEMPTS

34	at Florida State.....	1/27/18
34	at Virginia Tech.....	2/15/14
34	at North Carolina	3/2/10
33	Virginia Tech	1/30/19
32	at Florida State	2/26/11
32	at Georgia Tech.....	3/4/09
31	Syracuse.....	3/7/20
31	at Louisville	1/7/20
31	at Wake Forest	2/26/19
31	at North Carolina.....	2/9/19
31	Syracuse.....	2/17/18
31	Wake Forest	2/18/12
31	at Maryland	1/31/09
31	Virginia Tech	1/25/09

3-PT FG PERCENTAGE, MIN. 7 MADE

.727 (8-11)	Louisville.....	2/27/16
.632 (12-19)	Maryland	1/7/06
.600 (15-25)	at Virginia Tech	3/7/15
.600 (9-15)	at Duke	2/7/09
.577 (15-26)	North Carolina	2/9/13
.571 (8-14)	at NC State.....	1/23/11

FREE THROWS MADE

31	Florida State.....	2/25/15
30	at Boston College.....	2/16/15
29	at Virginia Tech.....	2/19/20
27	at Boston College	1/10/09
26	Wake Forest.....	2/7/18
26	at NC State	3/1/14
26	Georgia Tech.....	1/12/08
26	at North Carolina	1/14/06

FREE-THROW ATTEMPTS

38	Florida State.....	2/25/15
37	Wake Forest.....	2/7/18
37	at Boston College.....	2/16/15
35	at Virginia	1/12/05
34	Syracuse.....	1/2/16
34	Florida State	2/26/12
34	NC State	3/7/09
34	at North Carolina	1/14/06



GAME RECORDS - ACC GAMES ONLY

FREE-THROW PCT, MIN. 15 ATTEMPTS

.944 (17-18)	at North Carolina	1/25/20
.938 (15-16)	at NC State	1/30/16
.933 (14-15)	Boston College	1/15/11
.917 (22-24)	Maryland	2/23/08
.909 (20-22)	at Virginia	2/20/17
.906 (29-32)	at Virginia Tech	2/19/20
.905 (19-21)	Virginia Tech	1/23/07
.900 (18-20)	North Carolina	2/12/06

REBOUNDS

55	at Virginia Tech	2/19/20
55	at Maryland	1/10/07
53	Clemson	1/27/08
50	Virginia Tech	12/8/13
49	Louisville	1/24/18
49	Duke	1/23/13
48	at Duke	2/5/12
48	at Georgia Tech	3/4/09

ASSISTS

26	at NC State	1/21/18
24	Duke	1/25/16
21	Virginia Tech	2/18/15
21	Virginia	3/1/08
20	at Virginia Tech	12/29/20
20	Georgia Tech	2/24/19
20	Wake Forest	2/18/12

STEALS

15	at North Carolina	1/22/05
14	North Carolina	1/5/21
13	Duke	1/15/18
13	at North Carolina	3/2/10
12	Wake Forest	1/23/16
12	Syracuse	1/2/16
12	at Duke	1/13/15
12	Maryland	2/5/05

BLOCKED SHOTS

12	Notre Dame	1/12/17
9	Wake Forest	2/4/09
9	Florida State	1/15/05
8	at Virginia Tech	2/19/20
8	at Pittsburgh	12/30/17
8	at Florida State	2/10/14
8	at Virginia Tech	1/30/13
8	Duke	1/23/13
8	at North Carolina	1/10/13
8	Clemson	1/27/08

TURNOVERS

28	Georgia Tech	2/3/11
24	Florida State	1/18/20
22	Duke	2/17/10
22	Clemson	12/21/08
22	Duke	2/20/08
21	at Georgia Tech	3/6/11

FOULS

31	at Florida State	3/8/08
31	at Duke	2/2/08
27	Virginia Tech	1/23/07

TEAM LOWS

POINTS

40	at Virginia	2/26/14
44	Virginia	3/4/20
44	at Syracuse	1/4/14
45	at Virginia Tech	2/15/14
45	at Clemson	2/17/13
46	at Virginia	2/2/19
46	Duke	1/22/14

FIELD GOALS MADE

12	at Virginia	2/26/14
15	at Virginia	2/20/17
15	at Virginia Tech	2/15/14
16	at Wake Forest	2/2/10
17	Pittsburgh	12/16/20
17	at Louisville	1/17/20
17	at Virginia	2/2/19
17	at Syracuse	1/4/14
17	Duke	1/22/14
17	NC State	2/8/14
17	Florida State	1/19/11
17	at Virginia	1/16/10
17	Florida State	2/6/08
17	at Boston College	2/16/06

FIELD-GOAL ATTEMPTS

38	Georgia Tech	2/15/17
38	Virginia Tech	1/31/10
39	Clemson	2/20/11
40	at Syracuse	1/04/14
40	Georgia Tech	2/3/11

FIELD GOAL PERCENTAGE

.259 (15-58)	at Virginia Tech	2/15/14
.261 (12-46)	at Virginia	2/26/14
.279 (17-61)	at Louisville	1/7/20
.296 (16-54)	at Wake Forest	2/2/10
.300 (18-60)	at Duke	1/21/20

GAME RECORDS - ACC GAMES ONLY

3-PT FIELD GOALS MADE

0	at Virginia	2/26/14
1	Duke	2/25/17
1	Virginia	2/19/13
1	at Duke	2/19/06
2	at Boston College	1/12/21
2	at Georgia Tech	2/29/20
2	Duke	1/4/20
2	at Boston College	1/20/16
2	Duke	1/22/14
2	at Clemson	3/4/14
2	NC State	1/22/12
2	Georgia Tech	1/12/08
2	at Boston College	1/16/07

3-PT FG ATTEMPTS

7	Virginia	2/19/13
8	Duke	2/25/17
8	at Florida State	2/13/13
10	at Boston College	1/20/16
10	Duke	1/22/14
10	at NC State	3/1/14

3-PT FG PERCENTAGE

.000 (0-12)	at Virginia	2/26/14
.091 (1-11)	at Duke	2/19/06
.100 (2-20)	NC State	1/22/12
.105 (2-19)	Georgia Tech	1/12/08
.118 (2-17)	at Georgia Tech	2/29/20
.120 (3-25)	Syracuse	1/2/16

FREE THROWS MADE

1	at Wake Forest	1/30/21
2	Virginia	3/4/20
2	at Syracuse	1/4/17
2	at Pittsburgh	1/14/17
2	Florida State	1/15/14
2	at Clemson	3/4/14
2	Wake Forest	2/18/12
2	North Carolina	2/15/09

FREE-THROW ATTEMPTS

2	Virginia	3/4/20
2	North Carolina	2/15/09
3	at Pittsburgh	2/14/17
3	at Georgia Tech	1/24/12
3	Wake Forest	2/18/12
3	Boston College	2/7/07

FREE-THROW PCT, MIN. 10 ATT.

.200 (2-10)	at Syracuse	1/4/17
.364 (4-11)	Louisville	11/5/19
.385 (5-13)	Maryland	1/13/13
.412 (7-17)	at Clemson	2/13/10
.417 (5-12)	at Clemson	2/28/07

.444 (12-27)	Clemson	12/21/08
--------------	---------	----------

REBOUNDS

16	Duke	1/14/07
21	at North Carolina	1/25/20
21	at Boston College	12/6/09
22	at Florida State	2/1/15
22	at Florida State	2/13/13
22	North Carolina	2/12/06

ASSISTS

3	at NC State	1/15/20
3	at Virginia	2/26/14
4	at Georgia Tech	2/29/20
4	at Georgia Tech	1/18/14
5	at Virginia	3/1/21
5	at Clemson	1/13/18
5	Florida State	2/1/17
5	at Virginia	1/7/12
5	at Maryland	2/21/12
5	at Maryland	1/26/10

STEALS

0	at Virginia	1/24/06
1	Syracuse	1/25/14
1	at Duke	3/2/13
1	Virginia Tech	1/25/09
1	at Clemson	2/27/08
1	at Virginia	2/3/07

BLOCKED SHOTS

0	13 times, last vs. Pittsburgh	3/5/19
---	-------------------------------	--------

TURNOVERS

3	at Virginia Tech	2/15/14
3	Boston College	2/22/14
4	Florida State	1/15/14
5	at Notre Dame	2/14/21
5	at Louisville	1/7/20
5	Boston College	1/10/15
5	Syracuse	1/25/14
5	at Clemson	3/4/14
5	at Boston College	1/29/12
5	NC State	3/7/09
5	Wake Forest	1/31/06

FOULS

6	Georgia Tech	2/20/21
6	Georgia Tech	2/15/17
7	Virginia	2/22/16
7	North Carolina	2/9/13
7	Virginia Tech	2/9/12
8	at Syracuse	1/24/19
8	Florida State	



TEAM RECORDS BY HALF (ACC ERA; SINCE 2004-05)

POINTS

61	Nova Southeastern (1st)	11/16/09
60	Virginia (2nd)	3/1/08
60	Lafayette (1st)	11/25/06

FIELD GOALS MADE

23	Stephen F. Austin (1st)	11/13/18
23	Ole Miss (1st)	11/30/10
22	Florida Southern (1st)	11/9/07
22	Lafayette (1st)	11/25/06
21	at NC State (2nd)	1/21/18
21	Gardner-Webb (2nd)	11/10/17
21	Stetson (2nd)	11/9/12
21	at Clemson (2nd)	2/12/05

FIELD-GOAL ATTEMPTS

46	Florida Southern (2nd)	11/15/08
45	at Duke (1st)	2/19/06
44	Florida Southern (2nd)	11/09/07

FIELD-GOAL PERCENTAGE, MIN. 12 MADE

.739 (17-23)	at Florida State (1st)	2/13/13
.720 (18-25)	vs. Middle Tenn. (2nd)	12/25/17
.706 (12-17)	vs. Florida Atlantic (2nd)	12/17/11
.700 (14-20)	Virginia Tech (1st)	1/31/10
.696 (16-23)	at Hawaii (2nd)	12/22/17
.696 (16-23)	vs. Boston College (2nd)	3/15/13

3-PT FIELD GOALS MADE

12	Coppin State (2nd)	12/21/19
12	Nova Southeastern (1st)	11/16/09
10	at North Carolina (2nd)	2/9/19
10	at Virginia Tech (1st)	3/7/15
10	North Carolina (1st)	2/9/13
10	at Florida Gulf Coast (1st)	11/27/10
10	at Wake Forest (1st)	1/29/05

3-PT FG ATTEMPTS

23	at Maryland (2nd)	1/31/09
21	vs. Clemson (2nd)	3/11/20
21	Coppin State (2nd)	12/21/19
21	Lehigh (1st)	11/9/18
20	Virginia Tech (2nd)	1/30/19
20	at FGCU (1st)	11/27/10
20	at North Carolina (2nd)	3/2/10
20	at Georgia Tech (2nd)	3/4/09

3-PT FG PERCENTAGE, MIN. 7 MADE

.909 (10-11)	at Wake Forest (1st)	1/29/05
.778 (7-9)	at Charlotte (2nd)	11/25/14
.778 (7-9)	North Florida (1st)	12/20/07
.778 (7-9)	Florida Southern (1st)	11/9/07

FREE THROWS MADE

23	at Richmond (2nd)	3/24/15
23	Florida State (2nd)	2/25/15
23	NC State (2nd)	3/7/09
22	Alabama State (2nd)	11/28/07

FREE-THROW ATTEMPTS

32	NC State (2nd)	3/7/09
29	Wake Forest (2nd)	2/7/18
29	Alabama State (2nd)	11/28/07
28	at Richmond (2nd)	3/24/15
28	Florida State (2nd)	2/25/15
28	at Florida State (2nd)	2/10/14

FREE-THROW PERCENTAGE, MIN. 10 MADE

1.000 (16-16)	at Wake Forest (2nd)	2/9/11
1.000 (16-16)	vs. Wofford (2nd)	12/3/17
1.000 (13-13)	at North Carolina (2nd)	1/25/20
1.000 (13-13)	Tennessee Tech (2nd)	12/23/04
1.000 (12-12)	Illinois (2nd)	12/2/14
1.000 (11-11)	at Virginia Tech (2nd)	2/19/20
1.000 (10-10)	at Virginia Tech (1st)	2/19/20
1.000 (10-10)	at North Carolina (2nd)	2/27/18
1.000 (10-10)	Notre Dame (2nd)	2/19/14
1.000 (10-10)	Lafayette (2nd)	11/25/06
1.000 (10-10)	North Carolina (1st)	2/12/06

REBOUNDS

33	at Maryland (1st)	1/10/07
32	NC Central (2nd)	1/3/09
31	Wofford (1st)	11/20/04
31	Florida Southern (2nd)	11/15/08

ASSISTS

17	Nova Southeastern (1st)	11/16/09
16	at NC State (2nd)	1/21/18
16	Lafayette (1st)	11/25/06
16	Alcorn State (1st)	11/14/06
15	Penn (2nd)	1/2/08
15	Florida Southern (1st)	11/9/07

STEALS

10	at Boston College (1st)	1/20/16
10	at North Carolina (2nd)	1/22/05
9	vs. North Carolina (1st)	3/11/11
9	USC Upstate (1st)	11/28/09
9	Penn (1st)	1/2/08

BLOCKED SHOTS

10	Florida Atlantic (1st)	11/29/04
9	Charlotte (1st)	12/14/12
8	vs. VCU (2nd)	11/16/07
7	at Pitt (1st)	12/30/17
7	Notre Dame (1st)	1/12/17
7	Northeastern (2nd)	11/27/15
7	FIU (2nd)	12/12/08
7	South Carolina State (1st)	11/23/04

TURNOVERS

16	Georgia Tech (2nd)	2/3/11
16	Clemson (1st)	12/21/08
14	at Georgia Tech (2nd)	3/6/11
14	at Maryland (1st)	1/26/10

FOULS

24	vs. UCF (2nd)	12/18/10
18	Virginia (2nd)	3/1/08
18	at Clemson (2nd)	2/27/08
18	Virginia Tech (2nd)	1/23/07
18	at Maryland (2nd)	1/10/07



TEAM LOWS BY HALF (ACC ERA; SINCE 2004-05)

POINTS

14	Purdue	12/8/20
15	at Virginia Tech (1st)	2/15/14
16	vs. Virginia (1st)	2/13/18
16	vs. Marquette (1st)	3/28/13
16	at Florida State (1st)	2/26/11
17	Syracuse (1st)	1/2/16
17	at Virginia (1st)	1/7/12

FIELD GOALS MADE

4	at Virginia (2nd)	2/26/14
4	FGCU (2nd)	11/22/11
5	Purdue (1st)	12/8/20
5	Syracuse (1st)	1/2/16
5	at Virginia Tech (1st)	2/15/14
5	at Florida State (1st)	2/26/11
5	at Virginia (1st)	1/16/10

FIELD-GOAL ATTEMPTS

14	NC Central (2nd)	3/17/15
15	Georgia Tech (2nd)	2/15/17
15	Jacksonville (1st)	11/16/12

FIELD-GOAL PERCENTAGE

.167 (4-24)	FGCU (2nd)	11/22/11
.172 (5-29)	at Florida State (1st)	2/26/11
.185 (5-27)	at Virginia Tech (1st)	2/15/14
.190 (4-21)	at Virginia (2nd)	2/26/14
.192 (5-26)	Syracuse (1st)	1/2/16

3-PT FIELD GOALS MADE

0	Numerous times	
	Last vs. Georgia Tech (1st)	3/11/21

3-PT FG ATTEMPTS

1	Duke (2nd)	2/25/17
1	at Florida State (1st)	2/13/13
2	at Maryland (2nd)	2/21/12
2	at FIU (2nd)	12/8/07

3-PT FG PERCENTAGE, MIN. 8 ATT.

.000 (0-11)	at Syracuse (1st)	1/19/21
.000 (0-11)	Syracuse (1st)	1/2/16
.000 (0-10)	Purdue (1st)	12/8/20
.000 (0-10)	at Rutgers (2nd)	11/21/10
.000 (0-9)	Minnesota (1st)	3/19/12
.000 (0-9)	North Carolina A&T (2nd)	11/22/05
.000 (0-8)	Pittsburgh (1st)	12/16/20
.000 (0-8)	at Georgia Tech (1st)	2/29/20
.000 (0-8)	at George Washington (2nd)	12/16/17
.000 (0-8)	at Richmond (1st)	3/24/15

FREE THROWS MADE

0	Numerous times	
	Last at Wake Forest (1st)	1/30/21

FREE-THROW ATTEMPTS

0	Numerous times	
	Last vs. Virginia (1st)	3/4/20

FREE-THROW PERCENTAGE, MIN. 11 ATT.

.273 (3-11)	FGCU (2nd)	11/25/09
.273 (3-11)	Clemson (1st)	12/21/08
.308 (4-13)	Florida A&M (2nd)	11/16/17

.333 (4-12)	vs. South Carolina (1st)	11/22/09
.364 (4-11)	at Notre Dame (1st)	2/14/21
.400 (6-15)	at Clemson (2nd)	2/13/10

REBOUNDS

6	vs. Florida Atlantic (2nd)	12/17/11
8	Notre Dame (1st)	1/24/21
8	at Penn (1st)	12/4/18
8	vs. Middle Tennessee (2nd)	12/25/17
8	at Boston College (2nd)	2/16/15
8	vs. Arizona (1st)	12/23/12
8	at Florida State (1st)	2/6/10
8	Duke (2nd)	1/14/07
8	Duke (1st)	1/14/07

ASSISTS

0	Pittsburgh	12/16/20
1	Numerous times	
	Last at Virginia (2nd)	3/1/21

STEALS

0	Numerous times.	
	Last vs. Georgia Tech (1st)	3/11/21

BLOCKED SHOTS

0	Numerous times	
	Last vs. Virginia Tech (2nd)	2/6/21

TURNOVERS

0	Stephen F. Austin (1st)	11/13/18
0	at Virginia Tech (1st)	2/15/14
1	at Notre Dame (1st)	2/14/21
1	Florida State (2nd)	2/24/21
1	Wake Forest (1st)	2/15/20
1	Louisville (2nd)	11/15/19
1	vs. Virginia Tech (2nd)	3/13/19
1	at Virginia Tech (2nd)	3/8/19
1	Syracuse (2nd)	2/17/18
1	vs. Virginia Tech (2nd)	3/11/15
1	at Syracuse (2nd)	1/24/15
1	Florida State (2nd)	1/15/14
1	Boston College (1st)	2/22/14
1	at Boston College (2nd)	1/16/13
1	at NC State (2nd)	2/2/13
1	Rutgers (2nd)	11/15/11
1	at Virginia (2nd)	1/16/10
1	Boston College (2nd)	3/5/08

FOULS

1	at Notre Dame (1st)	2/23/20
1	Virginia Tech (1st)	2/9/12
2	Georgia Tech (2nd)	2/20/21
2	Florida State (1st)	2/24/21
2	Louisville (1st)	1/16/21
2	Virginia (1st)	3/4/20
2	at NC State (1st)	2/4/17
2	Georgia Tech (1st)	2/15/17
2	Florida State (1st)	2/1/17
2	Virginia (1st)	2/22/16
2	vs. Illinois (1st)	3/24/13
2	at Florida State (1st)	2/11/12
2	at Georgia Tech (1st)	3/8/12
2	Valparaiso (1st)	3/14/12
2	Tennessee Tech (1st)	12/23/04



INDIVIDUAL RECORDS - GAME

POINTS SCORED, GAME

1. Rick Barry vs. Rollins, 2/23/65	59**
2. Rick Barry vs. Tampa, 2/9/65	55**
3. Rick Barry vs. Florida Southern, 2/5/65	54**
4. Rick Barry vs. Jacksonville, 1964	52
5. Rick Barry vs. Tampa, 1965	51
6. Rick Barry vs. Oklahoma City, 1/30/65	51
7. Rick Barry vs. Houston, 2/20/65	50
Rick Barry vs. Rollins, 1/28/64	50
9. Mike McCoy vs. Rollins, 1963	48
10. Sy Chadroff vs. Rollins, 2/14/52	47

** Totals rank No. 16, T-No. 21 and No. 25, respectively, on NCAA scoring list against a non-Division I opponent

FIELD GOALS MADE, GAME

1. Rick Barry vs. Houston, 2/20/65	21
2. Rick Barry vs. Rollins, 1/23/65	20
Rick Barry vs. Rollins, 2/23/65	20
Mike McCoy vs. Rollins, 1963	20
5. Rick Barry vs. Oklahoma City, 1/30/65	19
Mike Wittman vs. Oklahoma City, 1/30/65	19
Rick Barry vs. Rollins, 1/28/64	19
Rick Barry vs. Jacksonville, 1964	19
9. Steve Rich vs. St. John's, 2/20/96	18
Wayne Beckner vs. Tampa, 1965	18
Rick Barry vs. Yale, 12/28/65	18
John Dampier vs. Army, 12/27/63	18
Sy Chadroff vs. Rollins, 1952	18

FIELD GOALS ATTEMPTS, GAME (Since 1985-86)

1. Johnny Hemsley vs. North Carolina, 12/18/99	30
2. Darius Rice vs. Connecticut, 1/20/03	27
3. Jack McClinton at Boston College, 1/15/08	26
4. Joe Wylie vs. George Mason, 11/23/90	26
5. Jack McClinton vs. North Carolina, 2/15/09	25
6. Steve Rich vs. St. John's, 2/20/96	25
7. Dennis Burns vs. Dayton, 3/08/88	25
8. Robert Hite vs. Florida Atlantic, 11/29/04	24
Joe Wylie vs. South Florida, 2/25/91	24
Dennis Burns vs. New Mexico, 2/1/89	24
Dennis Burns vs. Oral Roberts, 2/25/89	24

FIELD GOAL PERCENTAGE, GAME, MIN. 6 ATT. (Since 1985-86)

1. Ebuka Izundu at Virginia Tech, 3/8/19 (8-8)	1.000
Raymond Hicks vs. NC A&T, 12/23/07 (7-7)	1.000
3. Sheldon McClellan, vs. S. Ala., 11/28/14 (6-6)	1.000
Alex Fraser vs. Providence, 1/15/97 (6-6)	1.000
Alex Fraser vs. Syracuse, 1/3/96 (6-6)	1.000
Jamal Johnson vs. FAMU, 12/4/93 (6-6)	1.000
7. Eric Brown vs. Alabama State, 12/21/87 (15-16)937
8. Eric Brown vs. Bethune-Cookman, 12/5/88 (12-13)923
9. Tim James vs. Memphis, 12/22/97 (11-12)917
Trevor Burton vs. Maine, 11/29/91 (11-12)917

3-POINT FIELD GOALS MADE, GAME

1. Johnny Hemsley vs. Lafayette, 3/12/99	9
2. Samarr Logan vs. Boston College, 12/29/89	8
3. Davon Reed at NC State, 2/4/17	7
Jack McClinton at Providence, 3/18/09	7
Jack McClinton vs. North Carolina, 2/15/09	7
Jack McClinton vs. Virginia, 3/1/08	7
Robert Hite vs. Wake Forest, 1/31/06	7
Robert Hite vs. FIU, 12/7/04	7
Darius Rice vs. Connecticut, 1/20/03	7
Darius Rice vs. Virginia Tech, 2/6/01	7

3-POINT FIELD GOALS ATTEMPTED, GAME

1. Darius Rice vs. Virginia Tech, 2/6/01	15
2. DJ Vasiljevic vs. NC State, 2/5/20	14
Jack McClinton at Providence, 3/18/09	14
Jack McClinton at Georgia Tech, 2/17/08	14
Marcus Barnes vs. Connecticut, 1/20/01	14
6. DJ Vasiljevic vs. Syracuse, 3/7/20	13
Darius Rice vs. Florida State, 12/14/03	13
Steven Edwards vs. Boston College, 2/10/96	13
Steven Edwards vs. Robert Morris, 11/30/94	13
10. 20 times, last Isaiah Wong at Syracuse	11/19/21

3-POINT FG PERCENTAGE, GAME, MIN 4 ATT.

1. James Palmer at Virginia Tech, 3/7/15 (5-5)	1.000
Malcolm Grant vs. NC State, 1/23/11 (5-5)	1.000
Robert Hite vs. Virginia Tech, 1/17/04 (5-5)	1.000
Trevor Burton vs. Georgetown, 12/7/93 (5-5)	1.000
Samarr Logan vs. Davidson, 2/10/90 (5-5)	1.000
Levertis Williams vs. FIU, 3/12/88 (5-5)	1.000
7. Anthony Lawrence II vs. Notre Dame, 2/3/16 (4-4)	1.000
Shane Larkin at Purdue, 11/29/11 (4-4)	1.000
Jack McClinton vs. Ohio State, 12/8/09 (4-4)	1.000
Anthony Harris vs. Maryland, 1/7/06 (4-4)	1.000
Jerome Scott vs. Pittsburgh, 2/4/92 (4-4)	1.000
Joel Warren vs. Marist, 2/1/88 (4-4)	1.000

FREE THROWS MADE, GAME

1. Rick Barry vs. Florida Southern, 2/5/65	22
Ron Godfrey vs. Oklahoma City, 1/29/60	22
3. Rick Barry vs. Rollins, 2/23/65	19
Rick Barry vs. St. Joseph's (Pa.), 3/12/64	19
5. Rick Barry vs. St. Mary's, 1965	17
Rick Barry vs. Tampa, 1965	17
Rick Barry vs. San Francisco, 1964	17
Joe Munley vs. Ky.-Wesleyan, 1/26/57	17
9. Durand Scott vs. UMass, 12/3/11	16
Jack McClinton vs. NC State, 3/7/09	16
Dick Hickox vs. Stetson, 1959	16

NOTE: 3-point FGs were adopted in 1986-87

INDIVIDUAL RECORDS - GAME



Johnny Hemsley



Vernon Jennings

FREE THROWS ATTEMPTED, GAME (Since 1985-86)

1. Eric Brown vs. Brigham Young, 2/4/89	19
2. Durand Scott vs. UMass, 12/3/11	18
3. Eric Brown vs. Marquette, 1/28/89	17
Eric Brown vs. Tennessee Tech, 2/8/89.....	17
Eric Brown vs. Providence, 1/20/87.....	17
6. Jack McClinton vs. NC State, 3/7/09	16
Dwayne Collins vs. Florida Atlantic, 1/5/09.....	16
Robert Hite vs. North Carolina, 2/12/06.....	16
Clifton Clark vs. Florida Atlantic, 11/29/04	16
John Salmons vs. West Virginia, 2/28/01	16
Steven Edwards vs. St. John's, 2/13/95.....	16
Hammie Ward at Tennessee, 12/1/91	16
Eric Brown vs. Virginia Commonwealth, 2/22/88...	16
Eric Brown vs. Bethune-Cookman, 12/5/88.....	16

FREE THROW PERCENTAGE, GAME, MIN. 10 FTA (Since 1985-86)

1. Jack McClinton vs. NC State, 3/7/09 (16-16) ...	1.000
2. Isaiah Wong at Virginia Tech, 2/19/20 (14-14)..	1.000
Chris Lykes vs. Wake Forest, 1/12/19 (14-14)..	1.000
Jack McClinton vs. St. Mary's, 3/21/08 (11-11).	1.000
5. Durand Scott vs. FAU, 3/16/11 (10-10).....	1.000
Lance Hurdle vs. Boston Coll., 3/5/08 (10-10)..	1.000
Jack McClinton vs. Ga. Tech, 12/3/06 (10-10)..	1.000
Guillermo Diaz vs. Virginia, 3/10/05 (10-10).....	1.000
Robert Hite vs. Rutgers, 1/21/04 (10-10).....	1.000
Johnny Hemsley vs. Ga. St., 12/12/97 (10-10).	1.000
Kevin Norris vs. Buffalo, 11/22/96 (10-10).....	1.000
Steve Edwards vs. Villanova, 3/6/93 (10-10)....	1.000
Joe Wylie vs. West Virginia, 1/5/91 (10-10).....	1.000
Lemuel Howard vs. Duquesne, 11/28/87 (10-10)..	1.000

REBOUNDS, GAME

1. Rick Barry vs. Oklahoma City, 1/30/65	29
2. Wayne Canaday vs. Bucknell, 1/4/69	28
3. Rick Barry vs. Rollins, 1965	27
Harry Manushaw vs. Florida State, 2/28/59	27
5. Harry Manushaw vs. Morehead St., 2/23/59	26
6. Rusty Parker vs. Florida State, 3/1/68	25
Rick Barry vs. Cornell, 12/27/62	25
8. Rick Barry vs. Houston, 2/20/65	24
Rick Barry vs. Tampa, 1965	24
Wayne Beckner vs. Rollins, 1963	24
Harry Manushaw vs. Toronto, 1959	24

ASSISTS, GAME*

1. Michael Gardner vs. Pittsburgh, 1/23/93	14
2. John Salmons vs. Notre Dame, 2/23/02.....	13
Bryan Hughes vs. The Citadel, 11/22/85	13
4. Vernon Jennings vs. Bethune-Cookman, 11/30/99	12
Vernon Jennings vs. Pittsburgh, 2/23/99	12
Thomas Hocker vs. Florida State, 1/18/90	12
Thomas Hocker vs. Tulane, 3/3/90.....	12
8. Angel Rodriguez vs. Duke, 1/25/16	11
John Salmons vs. St. John's, 2/13/02.....	11
Vernon Jennings vs. Notre Dame, 2/26/00.....	11
Vernon Jennings vs. Syracuse, 1999	11
Kevin Norris vs. Florida Atlantic, 11/16/97.....	11
Michael Gardner vs. Syracuse, 2/6/93	11
Jerome Scott vs. St. Joseph's (Pa.), 2/6/91	11
Kevin Presto vs. Alabama State, 12/21/87	11

STEALS, GAME*

1. Jerome Scott vs. FIU, 3/4/91	9
2. Vernon Jennings vs. West Virginia, 1/5/00	7
16 occasions.....	6

BLOCKED SHOTS, GAME*

1. Anthony King vs. Florida Atlantic, 11/29/04	13
2. James Jones vs. FIU, 12/3/01	8
Tim James vs. West Virginia, 2/6/96	8
Constantin Popa vs. Florida Atlantic, 12/19/92.....	8
5. Anthony King vs. Marist, 11/15/07	7
James Jones vs. North Carolina, 1/4/03.....	7
James Jones vs. Florida Atlantic, 11/18/00	7
Constantin Popa vs. St. John's, 2/13/95.....	7
Constantin Popa vs. Beth.-Cookman, 1993	7
Tito Horford vs. South Carolina, 12/5/87	7

TRIPLE-DOUBLES

1. Bruce Brown vs. Gardner-Webb.....	11/10/17
10 points, 11 rebounds, 10 assists	
Bruce Brown vs. South Carolina State	12/6/16
11 points, 11 rebounds, 10 assists	
2. Anthony King vs. Florida Atlantic.....	11/29/04
13 blocked shots, 11 points, 10 rebounds	

*Statistic not kept until the 1985-86 season



INDIVIDUAL RECORDS BY HALF (SINCE 2004-05)

POINTS SCORED

32	Jack McClinton vs. Saint Mary's (2nd).....	3/21/08
28	Robert Hite vs. Florida Atlantic (2nd).....	11/29/04
26	Jack McClinton vs. Virginia (2nd)	3/1/08
24	Guillermo Diaz at North Carolina (2nd).....	1/22/05
23	Kenny Kadji vs. UNCG (1st)	1/2/12
23	Jack McClinton vs. North Carolina (2nd).....	2/15/09
23	Jack McClinton vs. Winthrop (2nd).....	12/29/07
23	Jack McClinton vs. VCU (2nd).....	11/16/07

FIELD GOALS MADE

11	Robert Hite vs. Florida Atlantic (2nd).....	11/29/04
9	Jack McClinton vs. Saint Mary's (2nd).....	3/21/08
9	Guillermo Diaz at North Carolina (2nd).....	1/22/05
8	Isaiah Wong vs. Louisville (2nd).....	1/16/21
8	Jack McClinton vs. North Carolina (2nd).....	2/15/09
8	Jack McClinton vs. Virginia (2nd)	3/1/08
8	Jack McClinton at NC State (2nd).....	1/19/08
8	Anthony Harris at Massachusetts (2nd).....	1/02/07

FIELD-GOAL ATTEMPTS

18	Jack McClinton at Boston College (2nd).....	1/15/08
15	Jack McClinton at Clemson (2nd).....	2/27/08
14	Guillermo Diaz vs. Duke (2nd).....	1/19/05
14	Robert Hite vs. Florida Atlantic (2nd).....	11/29/04
13	Isaiah Wong at Syracuse (2nd)	1/19/21
13	Isaiah Wong vs. FGCU (2nd).....	12/12/20
13	Chris Lykes at North Carolina (2nd).....	2/9/19
13	Anthony Lawrence II vs. Seton Hall (2nd).....	11/25/18
13	Jack McClinton at Providence College (2nd).....	3/18/09
13	Jack McClinton vs. North Carolina (2nd).....	2/15/09
13	Jack McClinton vs. Saint Mary's (2nd).....	3/21/08
13	Guillermo Diaz at North Carolina (2nd).....	1/22/05

FG PCT, MIN. 7 MADE

1.000 (7-7)	Angel Rodriguez vs. Wichita St. (1st)....	3/19/16
1.000 (7-7)	Sheldon McClellan vs. Florida St. (2nd)....	1/9/16
1.000 (7-7)	Sheldon McClellan vs. Utah (2nd).....	11/20/15
1.000 (7-7)	Reggie Johnson at Duke (2nd).....	1/2/11
.875 (7-8)	Kameron McGusty vs. Coppin State (2nd).....	12/21/19
.875 (7-8)	Dwayne Collins at Boston Coll. (2nd)....	1/16/07
.875 (7-8)	Brian Asbury vs. Alcorn State (1st).....	11/14/06
.875 (7-8)	Anthony King vs. FIU (1st).....	11/11/06

3-POINT FG MADE

5	Kameron McGusty vs. Coppin State (2nd).....	12/21/19
5	Chris Lykes at Wake Forest (1st).....	2/26/19
5	DJ Vasiljevic vs. Clemson (2nd).....	2/13/19
5	Angel Rodriguez at Florida (2nd).....	11/17/14
5	Malcolm Grant vs. Rice (2nd).....	12/22/10
5	Malcolm Grant at Florida Gulf Coast(1st).....	11/27/10
5	Jack McClinton vs. North Carolina (2nd).....	2/15/09
5	Jack McClinton vs. Virginia (2nd).....	3/1/08
5	Jack McClinton at Georgia Tech (2nd).....	2/17/08
5	Jack McClinton vs. VCU (2nd).....	11/16/07
5	Jack McClinton at Wake Forest (2nd).....	2/17/07
5	Robert Hite at FIU (2nd).....	12/7/04
5	Robert Hite vs. Wake Forest (2nd).....	1/31/06

3-POINT FG ATTEMPTS

10	DJ Vasiljevic vs. NC State (2nd).....	2/5/20
10	DJ Vasiljevic vs. Coppin State (1st).....	12/21/19
9	Isaiah Wong at Syracuse (2nd).....	1/19/21
9	DJ Vasiljevic vs. Syracuse (2nd).....	3/7/20
9	Jack McClinton at Georgia Tech (2nd).....	2/17/08
9	Jack McClinton at Wake Forest (2nd).....	2/17/07

3-PT FG PCT MIN. 4 MADE

1.000 (4-4)	Manu Lecomte at Virginia Tech (1st).....	3/7/15
1.000 (4-4)	Rion Brown vs. Boston College (2nd)	2/5/13
1.000 (4-4)	Shane Larkin at Purdue (2nd).....	11/29/11
1.000 (4-4)	James Dews vs. Boston College (1st).....	2/21/09
1.000 (4-4)	Jack McClinton vs. Ohio State (1st).....	12/2/08
1.000 (4-4)	Guillermo Diaz at Wake Forest (1st)....	1/29/05
1.000 (4-4)	Robert Hite vs. NC A&T (1st).....	11/22/05

FREE THROWS MADE

14	Chris Lykes vs. Wake Forest (2nd).....	1/12/19
14	Jack McClinton vs. NC State (2nd).....	3/7/09
11	Jack McClinton vs. Saint Mary's (2nd).....	3/21/08
10	Manu Lecomte vs. NC Central (2nd).....	3/17/15
10	Durand Scott vs. Florida Atlantic (2nd).....	3/16/11
10	Dwayne Collins vs. Florida Atlantic (2nd).....	1/5/09
10	Lance Hurdle vs. Boston College (2nd).....	3/5/08
10	Anthony King vs. Duke (2nd).....	3/10/06

FREE-THROW ATTEMPTS

14	Chris Lykes vs. Wake Forest (2nd).....	1/12/19
14	Jack McClinton vs. NC State (2nd).....	3/7/09
12	Davon Reed vs. Alabama (2nd).....	3/21/15
12	Kenny Kadji vs. UNCG (1st).....	1/2/12
12	Dwayne Collins vs. Florida Atlantic (2nd).....	1/5/09
12	Anthony King vs. Duke (2nd).....	3/10/06

FT PCT, MIN. 9 MADE

1.000 (14-14)	Chris Lykes vs. Wake Forest (2nd).....	1/12/19
1.000 (14-14)	Jack McClinton vs. NC State (2nd).....	3/7/09
1.000 (11-11)	Jack McClinton vs. Saint Mary's (2nd)	3/21/08
1.000 (10-10)	Durand Scott vs. Florida Atlantic (2nd).....	3/16/11
1.000 (10-10)	Lance Hurdle vs. Boston Coll. (2nd)....	3/5/08
1.000 (9-9)	Rion Brown at Maryland (2nd).....	1/29/14
1.000 (9-9)	Durand Scott vs. Ole Miss (2nd).....	11/30/10

REBOUNDS

15	Anthony King vs. VCU (2nd).....	11/16/07
12	Reggie Johnson vs. Florida Atlantic (2nd).....	3/16/11
12	Dwayne Collins vs. Virginia (2nd).....	2/21/07
11	Ebuka Izundu vs. Stephen F. Austin (1st).....	11/13/18
11	Tonye Jekiri at Boston College (2nd).....	1/20/16
11	Tonye Jekiri vs. Clemson (2nd).....	2/8/15
11	Tonye Jekiri at Charlotte (1st).....	11/25/14

ASSISTS

8	Angel Rodriguez vs. Duke (2nd).....	1/25/16
8	Angel Rodriguez vs. Akron (2nd).....	11/21/14
8	Anthony Harris vs. Alcorn State (1st).....	11/14/06
8	Anthony Harris vs. Florida Atlantic (2nd).....	11/29/04
7	Bruce Brown vs. South Carolina State (1st).....	12/6/16
7	Malcolm Grant vs. McNeese State (1st).....	11/24/10
7	Durand Scott vs. Nova Southeastern (1st).....	11/16/09
7	Anthony Harris at Wake Forest (1st).....	1/29/05

STEALS

5	Earl Timberlake vs. North Carolina (2nd).....	1/5/21
4	16 times, last Harfond Beverly vs. Purdue (2nd).....	12/8/20

BLOCKED SHOTS

8	Anthony King vs. Florida Atlantic (1st).....	11/29/04
5	Tonye Jekiri vs. Northeastern (2nd).....	11/27/15
5	Reggie Johnson at Massachusetts (1st).....	12/1/12
5	Cyrus McGowan vs. UNC Wilmington (1st).....	11/20/09
5	Anthony King vs. Florida Atlantic (2nd).....	11/29/04

INDIVIDUAL RECORDS - GAME - ACC GAMES ONLY

POINTS

35	Jack McClinton vs. North Carolina	2/15/09
34	Jack McClinton at Duke	2/7/09
34	Jack McClinton vs. Virginia	3/1/08
32	Jack McClinton vs. Wake Forest	2/4/09
31	Jack McClinton vs. Florida State	3/3/07
31	Robert Hite at Florida State	1/29/06

FIELD GOALS MADE

13	Jack McClinton vs. North Carolina	2/15/09
12	Isaiah Wong vs. Louisville	1/16/21
12	Jack McClinton at Duke	2/7/09
12	Dwayne Collins vs. Duke	2/20/08
11	Bruce Brown vs. Duke	2/25/17
11	Reggie Johnson at Duke	2/5/12
11	Durand Scott vs. Maryland	2/1/12
11	Durand Scott at North Carolina	3/2/10
11	Jack McClinton vs. Wake Forest	2/4/09
11	Jack McClinton vs. Virginia	3/1/08
11	Robert Hite at Florida State	1/29/06
11	Anthony Harris at Wake Forest	1/29/05
11	Guillermo Diaz at North Carolina	1/22/05
11	Guillermo Diaz vs. Duke	1/19/05

FIELD-GOAL ATTEMPTS

26	Jack McClinton at Boston College	1/15/08
25	Jack McClinton vs. North Carolina	2/15/09
23	Chris Lykes at North Carolina	2/9/19
23	Guillermo Diaz vs. Duke	1/19/05
22	DJ Vasiljevic vs. NC State	2/5/20
22	Angel Rodriguez vs. Virginia	1/3/15
22	Jack McClinton vs. Florida State	3/3/07

FG PCT, MIN. 8 MADE

1.000 (8-8)	Ebuka Izundu at Virginia Tech	3/8/19
.900 (9-10)	Reggie Johnson at Duke	1/2/11
.889 (8-9)	Ebuka Izundu vs. Georgia Tech	2/23/19
.857 (12-14)	Dwayne Collins vs. Duke	2/20/08
.818 (9-11)	Kenny Kadji vs. Duke	1/23/13
.818 (9-11)	Rion Brown at Georgia Tech	1/5/13
.800 (8-10)	Elijah Olaniyi vs. Duke	2/1/21
.800 (8-10)	Reggie Johnson at Wake Forest	2/9/11

3-POINT FG MADE

7	Davon Reed at NC State	2/4/17
7	Jack McClinton vs. North Carolina	2/15/09
7	Jack McClinton vs. Virginia	3/1/08
7	Robert Hite vs. Wake Forest	1/31/06
6	Chris Lykes vs. Florida State	1/18/20
6	Chris Lykes at Wake Forest	2/26/19
6	DJ Vasiljevic at Florida State	1/27/18
6	DJ Vasiljevic at Syracuse	1/4/17
6	Rion Brown vs. Maryland	3/2/11
6	Adrian Thomas vs. Virginia	2/5/11
6	Jack McClinton vs. Wake Forest	2/4/09
6	Jack McClinton at Georgia Tech	2/17/08
6	Jack McClinton at Wake Forest	2/17/07
6	Robert Hite at Florida State	1/29/06



Jack McClinton

3-POINT FG ATTEMPTS

14	DJ Vasiljevic vs. NC State	2/5/20
14	Jack McClinton at Georgia Tech	2/17/08
13	DJ Vasiljevic vs. Syracuse	3/7/20
13	Jack McClinton at Wake Forest	2/17/07
12	Isaiah Wong at Syracuse	1/19/21
12	DJ Vasiljevic at Syracuse	1/4/17
12	Rion Brown at Virginia Tech	2/15/14
12	Malcolm Grant vs. Maryland	2/1/12
12	Adrian Thomas vs. Virginia	2/5/11
12	Jack McClinton vs. North Carolina	2/15/09
12	Jack McClinton vs. Virginia Tech	1/25/09
12	Jack McClinton vs. Virginia	3/1/08

3-PT FG PCT, MIN. 5 MADE

1.000 (5-5)	James Palmer at Virginia Tech	3/7/15
1.000 (5-5)	Malcolm Grant at NC State	1/23/11
.857 (6-7)	Rion Brown vs. Maryland	3/2/11
.833 (5-6)	Manu Lecomte at Va Tech	3/7/15
.833 (5-6)	Davon Reed vs Louisville	2/3/15
.833 (5-6)	Jack McClinton at Duke	2/7/09

FREE THROWS MADE

16	Jack McClinton vs. NC State	3/7/09
14	Isaiah Wong at Virginia Tech	2/19/20
14	Chris Lykes vs. Wake Forest	1/12/19
12	Sheldon McClellan vs. Syracuse	1/2/16
12	Bruce Brown Jr. vs. Florida State	1/7/18
12	Rion Brown at Maryland	1/29/14
12	Durand Scott at Clemson	1/8/11
12	Robert Hite at North Carolina	1/14/06

FREE-THROW ATTEMPTS

16	Jack McClinton vs. NC State	3/7/09
16	Robert Hite at North Carolina	1/14/06
14	Isaiah Wong at Virginia Tech	2/19/20
14	Chris Lykes vs. Wake Forest	1/12/19



INDIVIDUAL RECORDS - GAME - ACC GAMES ONLY

14	Bruce Brown Jr. vs. Florida State	1/7/18
14	Sheldon McClellan vs. Syracuse	1/2/16
14	Dwayne Collins vs. Duke	2/17/10
14	Dwayne Collins at Boston College	1/10/09

FT PCT, MIN. 10 MADE

1.000 (16-16)	Jack McClinton vs. NC State.....	3/7/09
1.000 (14-14)	Isaiah Wong at Virginia Tech.....	2/19/20
1.000 (14-14)	Chris Lykes vs. Wake Forest.....	1/12/19
1.000 (10-10)	Lance Hurdle vs. Boston Coll.....	3/5/08
1.000 (10-10)	Jack McClinton vs. Ga Tech	12/3/06
1.000 (10-10)	Guillermo Diaz at Virginia	1/12/05

REBOUNDS

18	Keith Stone at Virginia Tech	2/19/20
17	Tonye Jekiri at Boston College	1/20/16
17	Tonye Jekiri vs Clemson.....	2/8/15
16	Reggie Johnson vs. Maryland	3/2/11
15	Kamari Murphy at Duke.....	1/21/17
15	Tonye Jekiri at Louisville.....	2/21/15
15	Tonye Jekiri vs Virginia Tech	2/18/15
15	Tonye Jekiri at Boston College	2/16/15
15	Tonye Jekiri at Syracuse.....	1/24/15
15	Tonye Jekiri vs Boston College.....	1/10/15
15	Brian Asbury at Georgia Tech.....	3/4/09
15	Dwayne Collins at Georgia Tech	3/4/09
15	Jimmy Graham vs. North Carolina	2/15/09

ASSISTS

11	Angel Rodriguez vs. Duke	1/25/16
9	Chris Lykes at Virginia Tech	3/8/19
9	Anthony Lawrence II vs. Georgia Tech.....	2/24/19
9	Bruce Brown Jr. at NC State.....	1/21/18
9	Shane Larkin vs. North Carolina	2/9/13
9	Guillermo Diaz vs. Maryland	1/7/06
9	Anthony Harris at Wake Forest	1/29/05
8	6 times, last Angel Rodriguez vs. Pitt.....	2/9/16

STEALS

6	Angel Rodriguez vs. Syracuse	1/2/16
6	Shane Larkin at North Carolina	1/10/12
5	Earl Timberlake vs. North Carolina.....	1/5/21
5	Anthony Lawrence II vs. Duke	1/15/18
5	Angel Rodriguez vs. Wake Forest	1/23/16
5	Davon Reed at Wake Forest	2/11/15
5	Angel Rodriguez at Duke.....	1/13/15
5	Shane Larkin at NC State.....	2/2/13
5	Adrian Thomas vs. Florida State	1/21/09
5	Anthony Harris vs. Florida State	3/3/07
5	Keaton Copeland vs. Duke	1/14/07

BLOCKED SHOTS

6	Anthony King vs. Florida State	1/15/05
5	Tonye Jekiri vs Clemson.....	2/8/15
5	Kenny Kadji vs. Florida State	2/26/12
5	Reggie Johnson at NC State.....	1/23/11
5	Jimmy Graham vs. North Carolina	2/15/09
5	Anthony King vs. Maryland	2/23/08



Tonye Jekiri



Angel Rodriguez

5	Jimmy Graham vs. Clemson	1/27/08
5	Dwayne Collins vs. Georgia Tech.....	1/12/08
5	Anthony King vs. Maryland	2/5/05

TURNOVERS

10	Durand Scott vs. Georgia Tech.....	2/3/11
7	Ja'Quan Newton at Pittsburgh.....	1/14/17
7	Harlond Beverly vs. Pittsburgh	12/16/20
6	17 times	
	last Harlond Beverly at Syracuse	1/19/21

FRESHMAN RECORDS - GAME (SINCE 2004-05)

POINTS

30	Bruce Brown Jr. vs. North Carolina	1/28/17
29	Durand Scott at North Carolina	3/2/10
27	Isaiah Wong at Virginia Tech	2/19/20
25	Lonnie Walker IV vs. Louisville	1/24/18
25	Bruce Brown vs. Duke	2/25/17

FIELD GOALS MADE

11	Bruce Brown Jr. vs. Duke	2/25/17
	Durand Scott at North Carolina	3/2/10
10	Durand Scott vs. Duke	3/13/10
	Dwayne Collins at Boston College	1/16/07
9	Bruce Brown Jr. vs. North Carolina	3/9/17
	Durand Scott vs. Duke	2/17/10
	Durand Scott vs. Minnesota	12/2/09

FIELD-GOAL ATTEMPTS

18	Lonnie Walker IV vs. Louisville	1/24/18
	Bruce Brown Jr. vs. Duke	2/25/17
	Denis Clemente at Temple	11/27/05
	Dwayne Collins at Boston College	1/16/07
17	Lonnie Walker IV vs. Duke	1/15/18
	Durand Scott vs. Minnesota	12/2/09

FIELD GOAL PCT, MIN, 7 MADE

1.000 (8-8)	Reggie Johnson vs. Wake Forest	3/11/10
.733 (11-15)	Durand Scott at UNC	3/2/10
.727 (8-11)	Bruce Brown Jr. vs. North Carolina	1/28/17
	Manu Lecomte at Maryland	1/29/14
.700 (7-10)	Davon Reed vs. UCF	11/21/13
	Dwayne Collins vs. Miss. St.	12/11/06

3-POINT FIELD GOALS MADE

6	DJ Vasiljevic at Syracuse	1/4/17
	Rion Brown vs. Maryland	3/2/11
5	DJ Vasiljevic vs. South Carolina State	12/6/16
	James Palmer at Virginia Tech	3/7/15
	Davon Reed vs. Arizona State	12/11/13

3-POINT FG ATTEMPTS

12	DJ Vasiljevic at Syracuse	1/4/17
	Denis Clemente at Temple	11/27/05
11	DJ Vasiljevic vs. South Carolina State	12/6/16
10	Chris Lykes vs. Syracuse	2/17/18
	Deandre Burnett vs. Illinois	12/2/14

3-PT FG PCT, MIN, 4 MADE

1.000 (5-5)	James Palmer at Virginia Tech	3/7/15
1.000 (4-4)	Anthony Lawrence II vs. Notre Dame	2/3/16
1.000 (4-4)	Shane Larkin at Purdue	11/29/11
.857 (6-7)	Rion Brown vs. Maryland	3/2/11
.667 (4-6)	Matt Cross vs. Louisville	1/16/21
	Matt Cross at Virginia Tech	12/29/20
	Bruce Brown vs. North Carolina	1/28/17
	Rion Brown vs. McNeese State	11/24/10

FREE THROWS MADE

14	Isaiah Wong at Virginia Tech	2/19/20
10	Bruce Brown Jr. vs. North Carolina	1/28/17
9	Bruce Brown Jr. at Virginia	2/20/17
	Bruce Brown Jr. vs. Florida State	2/1/17
8	Reggie Johnson vs. Duke	3/13/10
	Reggie Johnson vs. Georgia Tech	2/10/10
	Shane Larkin vs. Florida State	2/26/12

FREE-THROW ATTEMPTS

14	Isaiah Wong at Virginia Tech	2/19/20
13	Bruce Brown Jr. vs. North Carolina	1/28/17
11	Bruce Brown Jr. vs. Florida State	2/1/17
10	Bruce Brown Jr. at Virginia	2/20/17
	Reggie Johnson vs. Duke	3/13/10
	Reggie Johnson vs. Georgia Tech	2/10/10
	Reggie Johnson vs. Virginia Tech	1/31/10
	Julian Gamble vs. North Florida	12/31/08

FT PCT, MIN, 8 MADE

1.000 (14-14)	Isaiah Wong at Virginia Tech	2/19/20
.900 (9-10)	Bruce Brown Jr. at Virginia	2/20/17
.818 (9-11)	Bruce Brown Jr. vs. Florida State	2/1/17
.800 (8-10)	Reggie Johnson vs. Duke	3/13/10
.800 (8-10)	Reggie Johnson vs. Ga. Tech	2/10/10

REBOUNDS

14	Dwayne Collins vs. Virginia	2/21/07
13	Dwayne Collins vs. Boston College	2/7/07
	Dwayne Collins at Boston College	1/16/07
	Julian Gamble vs. North Florida	12/31/08
12	Bruce Brown Jr. vs. George Washington	12/22/16
	Dwayne Collins vs. Maryland	3/8/07
	Dwayne Collins at Maryland	1/10/07
	Dwayne Collins vs. FIU	11/11/06
	Reggie Johnson vs. Virginia Tech	3/12/10

ASSISTS

10	Bruce Brown Jr. vs. South Carolina State	12/6/16
	Durand Scott vs. NC Central	11/14/09
8	Durand Scott vs. Bethune-Cookman	12/30/09
	Durand Scott vs. Nova Southeastern	11/16/09
	Eddie Rios vs. Virginia	3/1/08
	Eddie Rios vs. Marist	11/15/07

STEALS

6	Shane Larkin at North Carolina	1/10/12
	Shane Larkin at Ole Miss	11/25/11
5	Earl Timberlake vs. North Carolina	1/5/21
4	Lonnie Walker IV vs. Duke	1/15/18
	Shane Larkin vs. UNCG	1/2/12
	Durand Scott vs. Minnesota	12/2/09
	Eddie Rios vs. Florida Southern	11/9/07
	Eddie Rios vs. Florida Southern	11/9/07
	Jimmy Graham vs. Wofford	12/10/05
	Eddie Rios vs. Florida Southern	11/9/07

BLOCKED SHOTS

5	Dwayne Collins vs. Mississippi St.	12/11/06
4	Reggie Johnson vs. Florida State	3/6/10
	DeQuan Jones vs. FIU	12/12/08
	Raphael Akpejori vs. McNeese St.	11/24/10
3	Dewan Huell vs. Virginia Tech	2/8/17
	Bruce Brown Jr. vs. Notre Dame	1/12/17
	Bruce Brown Jr. vs. Penn	11/19/16
	Omar Sherman vs. NC State	1/22/15
	Reggie Johnson vs. Virginia Tech	3/2/10
	Reggie Johnson vs. FAU	12/19/09
	Julian Gamble vs. NC Central	1/3/09
	Julian Gamble vs. North Florida	12/31/08
	Julian Gamble at Kentucky	12/6/08

TURNOVERS

7	Durand Scott vs. South Carolina	11/22/09
6	Isaiah Wong at Florida State	2/8/20
	Denis Clemente vs. UT-Arlington	11/13/05
	Manu Lecomte vs. Duke	1/22/14
5	Earl Timberlake vs. Clemson	1/2/21
	Earl Timberlake vs. North Carolina	1/5/21
	Isaiah Wong at Virginia Tech	2/19/20
	Chris Lykes at North Carolina	2/27/18
	Bruce Brown vs. Rutgers	11/30/17
	Shane Larkin at North Carolina	1/10/12
	Eddie Rios at FIU	12/08/07

MINUTES

44	Bruce Brown Jr. at Virginia	2/20/17
42	Isaiah Wong at Virginia Tech	2/19/20
41	Lonnie Walker IV at Florida State	1/27/18
41	Shane Larkin vs. Maryland	2/1/12
40	Harlond Beverly vs. NC State	2/5/20
40	Omar Sherman vs. Virginia	1/3/15



INDIVIDUAL RECORDS - SEASON

POINTS SCORED, SEASON (GAMES PLAYED)

1. Rick Barry, 1964-65 (26)	973**
2. Rick Barry, 1963-64 (27)	870
3. Eric Brown, 1988-89 (31)	765
4. Don Curnutt, 1969-70 (25)	709
5. Don Curnutt, 1968-69 (24)	662
6. Don Curnutt, 1967-68 (28)	635
7. Jack McClinton, 2008-09 (32)	617
8. Dick Hickox, 1959-60 (27)	596
9. Guillermo Diaz, 2005-06 (34)	586
10. Mike Wittman, 1966-67 (26)	585

** T-No. 24 in NCAA history

SCORING AVERAGE, SEASON (GP)

1. Rick Barry, 1964-65 (26)	37.4**
2. Rick Barry, 1963-64 (27)	32.1^^
3. Don Curnutt, 1969-70 (25)	28.4
4. Don Curnutt, 1968-69 (24)	27.6++
5. Eric Brown, 1988-89 (31)	24.7
6. Don Curnutt, 1967-68 (28)	22.7
7. Mike Wittman, 1966-67 (26)	22.3
8. Dick Hickox, 1959-60 (27)	22.1
9. Mike Wittman, 1965-66 (26)	21.8
10. Sy Chadroff, 1951-52 (22)	20.9

** No. 12 in NCAA history and first nationally that season

^^ Fifth nationally that season

++ Seventh nationally that season

FIELD GOALS MADE, SEASON (GP)

1. Rick Barry, 1964-65 (26)	340
2. Rick Barry, 1963-64 (27)	314
3. Don Curnutt, 1969-70 (25)	283
4. Don Curnutt, 1967-68 (28)	268
5. Don Curnutt, 1968-69 (24)	262
6. Eric Brown, 1988-89 (31)	255
7. Mike McCoy, 1962-63 (28)	237
8. Mike Wittman, 1966-67 (26)	219
Dick Hickox, 1959-60 (27)	219
10. Tim James, 1998-99 (30)	215

FIELD GOALS ATTEMPTS, SEASON (GP)

1. Rick Barry, 1964-65 (26)	651
2. Don Curnutt, 1969-70 (25)	644
3. Don Curnutt, 1968-69 (24)	613
4. Rick Barry, 1963-64 (27)	572
5. Don Curnutt, 1967-68 (28)	559
6. Mike McCoy, 1962-63 (28)	530
7. Johnny Hemsley, 1999-2000 (30)	488
8. Dick Miani, 1955-56 (26)	488
9. Mike McCoy, 1961-62 (26)	485
10. John Dampier, 1963-64 (27)	483

FIELD-GOAL PCT., SEASON, MIN. 200 ATT

1. Ebuka Izundu, 2018-19 (147-225)	653
2. Mario Bland, 1997-98 (122-200)	610
3. Reggie Johnson, 2010-11 (165-279)	591
4. Mario Bland, 1998-99 (125-212)	590
5. Eric Brown, 1988-89 (255-437)	584
6. Elton Tyler, 2001-02 (149-257)	580
7. Eric Brown, 1987-88 (193-333)	580
8. Rusty Parker, 1965-66 (140-254)	551
9. Dwayne Collins, 2007-08 (120-218)	550
10. Rick Barry, 1963-64 (314-572)	549

3-POINT FIELD GOALS MADE, SEASON (GP)

1. Jack McClinton, 2008-09 (32)	101
2. Malcolm Grant, 2010-11 (36)	94
Jack McClinton, 2007-08 (32)	94
4. Adrian Thomas, 2010-11 (36)	93
5. Jack McClinton, 2006-07 (31)	91
6. Robert Hite, 2005-06 (34)	85
7. DJ Vasiljevic, 2018-19 (32)	81
8. Davon Reed, 2016-17 (33)	79
Marcus Barnes, 2001-02 (32)	79
Steven Edwards, 1992-93 (27)	79

3-POINT FG ATTEMPTS, SEASON (GP)

1. Adrian Thomas, 2010-11 (36)	239
2. Marcus Barnes, 2001-02 (32)	229
3. Jack McClinton, 2008-09 (32)	223
4. Malcolm Grant, 2010-11 (36)	222
5. DJ Vasiljevic, 2018-19 (32)	221
6. Jack McClinton, 2007-08 (32)	220
7. Guillermo Diaz, 2005-06 (34)	214
8. DJ Vasiljevic, 2019-20 (31)	211
9. Darius Rice, 2001-02 (32)	208
10. Jack McClinton, 2006-07 (31)	207
Robert Hite, 2005-06 (34)	207
Steven Edwards, 1992-93 (27)	207

3-POINT FG PCT, SEASON, MIN. 30 MADE

1. James Jones, 2000-01 (41-87)	471
2. Samarr Logan, 1989-90 (40-86)	465
3. Guillermo Diaz, 2003-04 (34-76)	461
4. Davon Reed, 2014-15 (37-81)	457
5. Manu Lecomte, 2014-15 (52-114)	456
6. Jack McClinton, 2008-09 (101-223)	453
7. Ivan Cruz Uceda, 2015-16 (39-87)	448
8. Jack McClinton, 2006-07 (91-207)	440
9. Jack McClinton, 2007-08 (94-220)	427

NOTE: 3-point FGs were adopted in 1986-87

FREE THROWS MADE, SEASON (GP)

1. Rick Barry, 1964-65 (26)	293**
2. Eric Brown, 1988-89 (31)	246
3. Rick Barry, 1963-64 (27)	242
4. Eric Brown, 1987-88 (30)	161

INDIVIDUAL RECORDS - SEASON

5. Sheldon McClellan, 2015-16 (35).....	160
6. Ron Godfrey, 1959-60 (27)	159
7. Dick Hickox, 1959-60 (27)	158
8. Mike Wittman, 1965-66 (26)	151
9. Mike Wittman, 1966-67 (26)	147
10. Gene Stage, 1956-57 (26)	145

** Ninth in NCAA history

FREE-THROWS ATTEMPTS, SEASON (GP)

1. Rick Barry, 1964-65 (26)	341**
2. Eric Brown, 1988-89 (31)	310
3. Rick Barry, 1963-64 (27)	287
4. Eric Brown, 1987-88 (30)	229
5. Willie Allen, 1970-71 (25)	227
6. Ron Godfrey, 1959-60 (27)	207
7. Mike Wittman, 1965-66 (26)	206
8. Dick Hickox, 1959-60 (27)	198
9. Joe Wylie, 1990-91 (28)	194
10. Dwayne Collins, 2008-09 (32)	192

** No. 23 in NCAA history

FREE-THROW PERCENTAGE, SEASON, MIN. 50 ATT.

1. Jack McClinton, 2007-08 (114-124).....	.919
2. James Dews, 2007-08 (49-54)907
3. Jack McClinton, 2006-07 (102-114).....	.895
4. Jack McClinton, 2008-09 (116-131).....	.885
5. Manu Lecomte, 2014-15 (64-73).....	.877
Dod Hammond, 1959-60 (64-73).....	.877
7. Rick Jones, 1965-66 (134-153)876
8. Robert Hite, 2004-05 (71-82).....	.866
9. Lance Hurdle, 2007-08 (96-111).....	.865
10. Robert Hite, 2003-04 (68-79).....	.861
Don Curnutt, 1969-70 (143-166)861

NOTE: Sy Chadroff led the NCAA in 1951-52 with an 80.5 (99-123) free-throw percentage

REBOUNDS, SEASON (GP)

1. Rick Barry, 1964-65 (26)	475
2. Rick Barry, 1963-64 (27)	448
3. Harry Manushaw, 1958-59 (25)	372
4. Tonye Jekiri, 2014-15 (37).....	366
5. Rick Barry, 1962-63 (24)	351
6. Mike McCoy, 1962-63 (28)	350
7. Reggie Johnson, 2010-11 (36)	347
8. Mike McCoy, 1961-62 (26)	336
9. Bill Soens, 1966-67 (26)	330
10. Wayne Canaday, 1969-70 (26)	327

ASSISTS, SEASON* (GP)

1. Vernon Jennings, 1999-2000 (32)	218
2. John Salmons, 2001-02 (32)	195
3. Vernon Jennings, 1998-99 (30)	167
4. Shane Larkin, 2012-13 (36).....	164
5. Angel Rodriguez, 2015-16 (35).....	158
6. Michael Gardner, 1992-93 (27).....	154
7. Kevin Norris, 1996-97 (29)	142
8. Thomas Hocker, 1989-90 (27).....	139
9. Kevin Norris, 1997-98 (28)	138
10. Thomas Hocker, 1987-88 (31).....	136

STEALS, SEASON* (GP)

1. Jerome Scott, 1991-92 (32).....	77
2. Vernon Jennings, 1999-2000 (32)	75
3. Shane Larkin, 2012-13 (36).....	71
4. Jerome Scott, 1990-91 (28).....	70
5. Robert Hite, 2003-04 (30).....	61
6. Vernon Jennings, 1998-99 (30).....	60
7. Angel Rodriguez, 2014-15 (32).....	59
8. Angel Rodriguez, 2015-16 (35).....	58
9. John Salmons, 2001-02 (32).....	57
John Salmons, 2000-01 (29).....	57

BLOCKED SHOTS, SEASON* (GP)

1. Anthony King, 2004-05 (29).....	86
2. Constantin Popa, 1992-93 (27)	85
3. Tito Horford, 1987-88 (30).....	80
4. James Jones, 2001-02 (32).....	78
5. Anthony King, 2005-06 (34).....	65
Tim James, 1998-99 (30)	65
7. Tim James, 1996-97 (29)	64
Constantin Popa, 1991-92 (32)	64
9. Julian Gamble, 2012-13 (36).....	63
10. Constantin Popa, 1993-94 (27)	59

PERSONAL FOULS, SEASON (GP)

1. Reggie Johnson, 2010-11 (36)	116
2. Hammie Ward, 1991-92 (32)	115
3. Tonye Jekiri, 2014-15 (37).....	114
4. Tonye Jekiri, 2015-16 (35)	107
5. Constantin Popa, 1992-93 (27)	103
6. Constantin Popa, 1991-92 (32)	101
Kevin O'Riordan, 1970-71 (26).....	101
8. Ebuka Izundu, 2018-19 (32).....	100
Mike Hutslar, 1969-70 (23).....	100
Ron Godfrey, 1960-61 (27).....	100

* Statistic not kept until the 1985-86 season

DISQUALIFICATIONS, SEASON (GP)

1. Bill Soens, 1967-68 (28).....	9
Bill Soens, 1966-67 (26).....	9
Ron Godfrey, 1960-61 (27).....	9
4. Hammie Ward, 1990-91 (28).....	8
Tim Harvey, 1985-86 (27).....	8



INDIVIDUAL RECORDS - SEASON

Mike Hutslar, 1969-70 (23).....	8
Mike Hutslar, 1968-69 (24).....	8
Rusty Parker, 1965-66 (26).....	8
Ed Morris, 1956-57 (26).....	8
Ed Morris, 1955-56 (26).....	8

GAMES STARTED, SEASON (GP)


1. Sheldon McClellan, 2014-15 (38).....	38
2. Tonye Jekiri, 2014-15 (37).....	37
3. Kenny Kadji, 2012-13 (36).....	36
Malcolm Grant, 2010-11 (36).....	36
5. Angel Rodriguez, 2015-16 (35).....	35
Davon Reed, 2015-16 (35).....	35
Tonye Jekiri, 2015-16 (35).....	35
Shane Larkin, 2012-13 (36).....	35
Durand Scott, 2010-11 (36).....	35

MINUTES PLAYED, SEASON (GP)

1. Shane Larkin, 2012-13 (36).....	1,311
2. Sheldon McClellan, 2014-15 (38).....	1,278
3. Guillermo Diaz, 2005-06 (34).....	1,196
4. Durand Scott, 2010-11 (36).....	1,182
5. Rion Brown, 2013-14 (33).....	1,166
6. Davon Reed, 2016-17 (33).....	1,165
Malcolm Grant, 2010-11 (36).....	1,165
8. Sheldon McClellan, 2015-16 (35).....	1,151
9. Durand Scott, 2012-13 (33).....	1,142
10. Robert Hite, 2005-06 (34).....	1,127



Sheldon McClellan



Eric Brown

20-POINT GAMES, SEASON (GP)

1. Eric Brown, 1988-89 (31).....	24
Rick Barry, 1964-65 (26).....	24
Rick Barry, 1963-64 (27).....	24
4. Don Curnutt, 1969-70 (25).....	21
Don Curnutt, 1968-69 (24).....	21
6. Don Curnutt, 1967-68 (28).....	19
7. Mike Wittman, 1966-67 (27).....	17
Dick Hickox, 1959-60 (27).....	17
9. Jack McClinton, 2008-09 (32).....	16
10. Joe Wylie, 1990-91 (28).....	15

30-POINT GAMES, SEASON (GP)

1. Rick Barry, 1963-64 (27).....	19
2. Rick Barry, 1964-65 (26).....	18
3. Don Curnutt, 1968-69 (24).....	11
4. Don Curnutt, 1969-70 (25).....	10
5. Eric Brown, 1988-89 (31).....	9
6. Rusty Parker, 1967-68 (28).....	5
7. Don Curnutt, 1967-68 (28).....	4
Mike Wittman, 1966-67 (26).....	4
John Dampier, 1963-64 (27).....	4
Dick Hickox, 1959-60 (27).....	4



Shane Larkin

INDIVIDUAL RECORDS - SEASON - ACC GAMES ONLY

SCORING

##	Player (Season)	G	Pts	Avg
1.	Jack McClinton (2008-09)	16	348	21.8
2.	Guillermo Diaz (2004-05)	16	331	20.7
3.	Isaiah Wong (2020-21)	19	317	16.7
4.	Jack McClinton (2007-08)	16	300	18.8
5.	Guillermo Diaz (2005-06)	16	298	18.6
6.	Rion Brown (2013-14)	18	290	16.1
7.	Davon Reed (2016-17)	18	288	16.0
8.	Chris Lykes (2018-19)	18	286	15.9
9.	Sheldon McClellan (2015-16)	18	285	15.8
10.	Robert Hite (2005-06)	16	279	17.4

REBOUNDING

##	Player (Season)	G	Reb	Avg
1.	Tonye Jekiri (2014-15)	18	196	10.9
2.	Reggie Johnson (2010-11)	16	159	9.9
3.	Tonye Jekiri (2015-16)	18	153	8.5
4.	Ebuka Izundu (2018-19)	18	148	8.2
5.	Kamari Murphy (2016-17)	18	132	7.3
6.	Anthony Lawrence II (2017-18)	18	126	7.0
7.	Dewan Huell (2017-18)	18	124	6.9
8.	Kenny Kadji (2012-13)	18	122	6.8
9.	Dwayne Collins (2006-07)	16	117	7.3
10.	Tonye Jekiri (2013-14)	18	110	6.1
	Dwayne Collins (2007-08)	16	110	6.9
	Anthony King (2007-08)	16	110	6.9
	William Frisby (2004-05)	16	110	6.9
	Anthony King (2004-05)	16	110	6.9

FIELD-GOAL PCT, MIN. 100 ATT.

##	Player (Season)	G	FGM-A	Pct
1.	Ebuka Izundu (2018-19)	18	80-127	.630
2.	Dwayne Collins (2009-10)	15	61-103	.592
3.	Reggie Johnson (2010-11)	16	78-132	.591
4.	Dwayne Collins (2007-08)	16	65-114	.570
5.	Rodney Miller Jr. (2019-20)	19	62-109	.569
6.	Davon Reed (2014-15)	18	57-104	.548
7.	Kenny Kadji (2012-13)	18	96-183	.525
8.	Dewan Huell (2017-18)	18	72-138	.522
9.	Reggie Johnson (2011-12)	15	64-124	.516
10.	Dwayne Collins (2006-07)	16	58-113	.513

FIELD GOALS MADE

##	Player (Season)	FGM
1.	Jack McClinton (2008-09)	113
	Guillermo Diaz (2004-05)	113
3.	Isaiah Wong (2020-21)	104
4.	Rion Brown (2013-14)	100
	Guillermo Diaz (2005-06)	100
6.	Robert Hite (2005-06)	97
7.	Jack McClinton (2007-08)	96
	Kenny Kadji (2012-13)	96
9.	Chris Lykes (2018-19)	94
	Davon Reed (2016-17)	94

FREE-THROW PCT, MIN. 40 MADE

##	Player (Season)	G	FTM-A	Pct
1.	Jack McClinton (2007-08)	16	57-62	.919
2.	Jack McClinton (2006-07)	16	44-49	.898
3.	Jack McClinton (2008-09)	16	69-77	.896
4.	Robert Hite (2004-05)	16	43-50	.860
5.	Davon Reed (2016-17)	18	54-63	.857
	Lance Hurdle (2007-08)	16	54-63	.857
7.	Durand Scott (2010-11)	16	54-64	.844
8.	Chris Lykes (2019-20)	15	43-51	.843
9.	DJ Vasiljevic (2019-20)	20	41-49	.837
10.	Sheldon McClellan (2014-15)	18	56-67	.836

FREE THROWS MADE

##	Player (Season)	FTM
1.	Sheldon McClellan (2015-16)	86
2.	Isaiah Wong (2020-21)	69
	Jack McClinton (2008-09)	69
4.	Guillermo Diaz (2004-05)	66
5.	Chris Lykes (2018-19)	63
6.	Angel Rodriguez (2014-15)	62
7.	Guillermo Diaz (2005-06)	60
8.	Jack McClinton (2007-08)	57
9.	Sheldon McClellan (2014-15)	56
10.	Davon Reed (2016-17)	54
	Durand Scott (2010-11)	54
	Lance Hurdle (2007-08)	54

FREE-THROW ATTEMPTS

##	Player (Season)	FTA
1.	Sheldon McClellan (2015-16)	103
2.	Guillermo Diaz (2004-05)	95
3.	Isaiah Wong (2020-21)	84
4.	Angel Rodriguez (2014-15)	81
5.	Garrius Adams (2013-14)	80
6.	Chris Lykes (2018-19)	78
7.	Jack McClinton (2008-09)	77
	Dwayne Collins (2008-09)	77
9.	Guillermo Diaz (2005-06)	76
	Dwayne Collins (2009-10)	76

3-POINT FG PCT, MIN. 35 ATT

##	Player (Season)	G	3FGM-A	Pct
1.	Davon Reed (2014-15)	18	29-55	.527
2.	Manu Lecomte (2014-15)	18	23-44	.523
3.	Jack McClinton (2008-09)	16	53-117	.445
4.	Kenny Kadji (2012-13)	18	32-73	.438
5.	Kenny Kadji (2011-12)	15	20-46	.435
6.	Robert Hite (2005-06)	16	47-111	.423
7.	Malcolm Grant (2010-11)	16	43-103	.417
8.	Anthony Lawrence II (2017-18)	18	23-56	.411
9.	Lance Hurdle (2007-08)	16	16-39	.410
10.	Jack McClinton (2007-08)	16	51-125	.408



INDIVIDUAL RECORDS - SEASON - ACC GAMES ONLY

3-POINT FIELD GOALS MADE

##	Player (Season)	3FGM
1.	Jack McClinton (2008-09)	53
2.	Jack McClinton (2007-08)	51
3.	Robert Hite (2005-06)	47
4.	Davon Reed (2016-17)	46
	Jack McClinton (2006-07)	46
6.	Malcolm Grant (2010-11)	43
7.	DJ Vasiljevic (2019-20)	41
	Adrian Thomas (2010-11)	41
9.	Isaiah Wong (2020-21)	40
	Rion Brown (2013-14)	40

3-PT FIELD GOALS ATTEMPTED

##	Player (Season)	3FGA
1.	DJ Vasiljevic (2019-20)	142
2.	Jack McClinton (2007-08)	125
3.	DJ Vasiljevic (2018-19)	123
4.	Chris Lykes (2018-19)	123
	Jack McClinton (2008-09)	117
6.	Rion Brown (2013-14)	116
7.	Jack McClinton (2006-07)	115
8.	Davon Reed (2016-17)	114
9.	Robert Hite (2005-06)	111
10.	Guillermo Diaz (2005-06)	109

ASSISTS

##	Player (Season)	Ast	Avg
1.	Shane Larkin (2012-13)	87	4.8
2.	Angel Rodriguez (2015-16)	82	4.6
3.	Anthony Harris (2004-05)	74	4.6
4.	Angel Rodriguez (2014-15)	69	4.3
5.	Bruce Brown (2016-17)	61	3.4
6.	Anthony Harris (2005-06)	59	3.7
7.	Chris Lykes (2017-18)	56	3.1
	Malcolm Grant (2009-10)	56	3.5
9.	Anthony Lawrence II (2018-19)	55	3.1
	Garrison Adams (2013-14)	55	3.1

BLOCKED SHOTS


##	Player (Season)	Blk	Avg
1.	Anthony King (2004-05)	46	2.9
2.	Julian Gamble (2012-13)	41	2.3
3.	Kenny Kadji (2011-12)	25	1.7
4.	Tonye Jekiri (2014-15)	24	1.3
5.	Kenny Kadji (2012-13)	23	1.3
6.	Reggie Johnson (2010-11)	22	1.4
	Anthony King (2005-06)	22	1.4
8.	Anthony King (2007-08)	21	1.3
	Jimmy Graham (2008-09)	21	1.3
10.	Sam Waardenburg (2019-20)	20	1.1
	Dwayne Collins (2009-10)	20	1.3

STEALS

##	Player (Season)	Stl	Avg
1.	Guillermo Diaz (2004-05)	34	2.1
2.	Anthony Lawrence II (2017-18)	30	1.7
3.	Shane Larkin (2012-13)	32	1.8
4.	Durand Scott (2012-13)	28	1.6
5.	Angel Rodriguez (2015-16)	27	1.5
6.	Bruce Brown (2016-17)	26	1.4
7.	Angel Rodriguez (2014-15)	25	1.4
	Robert Hite (2004-05)	25	1.6
9.	Brian Asbury (2006-07)	24	1.5
10.	Shane Larkin (2011-12)	23	1.4
	Gary Hamilton (2005-06)	23	1.4
	Guillermo Diaz (2005-06)	23	1.4

MINUTES PLAYED

##	Player (Season)	Min	Avg
1.	DJ Vasiljevic (2019-20)	693	34.7
2.	Isaiah Wong (2020-21)	666	35.1
3.	Davon Reed (2016-17)	660	36.7
4.	Shane Larkin (2012-13)	654	36.3
5.	Rion Brown (2013-14)	640	35.6
6.	Chris Lykes (2018-19)	626	34.8
7.	Sheldon McClellan (2014-15)	616	34.2
8.	Durand Scott (2012-13)	611	33.9
9.	Bruce Brown (2016-17)	604	33.6
10.	Sheldon McClellan (2015-16)	601	33.4



DJ Vasiljevic

FRESHMAN RECORDS - SEASON (SINCE 2004-05)

SCORING

	G	Pts	Avg	3-PT FIELD GOALS MADE	3FGM
Bruce Brown Jr. (2016-17)	33	391	11.8	Lonnie Walker IV (2017-18)	56
Lonnie Walker IV (2017-18)	32	368	11.4	DJ Vasiljevic (2016-17)	51
Durand Scott (2009-10)	28	339	10.3	Chris Lykes (2017-18)	48
Chris Lykes (2017-18)	32	307	9.6	Davon Reed (2013-14)	40
Dwyane Collins (2006-07)	32	274	8.6	Bruce Brown Jr. (2016-17)	33

REBOUNDED

	G	Reb	Avg	3-PT FIELD GOALS ATT.	3FGA
Dwyane Collins (2006-07)	32	207	6.5	Lonnie Walker IV (2017-18)	162
Bruce Brown Jr. (2016-17)	33	186	5.6	DJ Vasiljevic (2016-17)	146
Reggie Johnson (2009-10)	32	148	4.6	Chris Lykes (2017-18)	139
Durand Scott (2009-10)	28	131	4.0	Davon Reed (2013-14)	112
				Shane Larkin (2011-12)	99

FG PCT, Min. 60 made

	G	FGM-A	Pct
Dwyane Collins (2006-07)	32	106-197	.538
Reggie Johnson (2009-10)	32	60-115	.522
Bruce Brown Jr. (2016-17)	33	134-292	.459
Durand Scott (2009-10)	28	126-277	.455
Manu Lecomte (2013-14)	33	85-200	.425

FIELD GOALS MADE

	FGM
Bruce Brown Jr. (2016-17)	134
Lonnie Walker IV (2017-18)	132
Durand Scott (2009-10)	126
Dwyane Collins (2006-07)	106
Chris Lykes (2017-18)	100

FT PCT, Min. 50 made

	G	FTM-A	Pct
Shane Larkin (2011-12)	32	60-70	.857
Isaiah Wong (2019-20)	31	63-76	.829
Reggie Johnson (2009-10)	32	84-107	.785
Manu Lecomte (2013-14)	33	56-72	.778
Bruce Brown Jr. (2016-17)	33	90-121	.744

FREE THROWS MADE

	FTM
Bruce Brown Jr. (2016-17)	90
Reggie Johnson (2009-10)	84
Durand Scott (2009-10)	71
Isaiah Wong (2019-20)	63
Dwyane Collins (2006-07)	62

FREE THROWS ATT.

	FTA
Bruce Brown Jr. (2016-17)	121
Reggie Johnson (2009-10)	107
Dwyane Collins (2006-07)	107
Durand Scott (2009-10)	106
Chris Lykes (2017-18)	82

3-PT FG PCT, Min. 20 made

	G	3FGM-A	Pct
Matt Cross (2020-21)	14	20-50	.400
Manu Lecomte (2013-14)	33	27-68	.397
James Palmer (2014-15)	38	23-63	.365
Davon Reed (2013-14)	33	40-112	.357
Rion Brown (2010-11)	36	32-90	.356

ASSISTS

	Ast	Avg
Durand Scott (2009-10)	113	3.4
Bruce Brown Jr. (2016-17)	106	3.2
Shane Larkin (2011-12)	81	2.5
Manu Lecomte (2013-14)	77	2.3
Chris Lykes (2017-18)	76	2.4

BLOCKED SHOTS

	Blk	Avg
Reggie Johnson (2009-10)	21	0.7
Omar Sherman (2014-15)	20	0.5
Bruce Brown Jr. (2016-17)	18	1.0
Dwyane Collins (2006-07)	18	0.6
Lonnie Walker IV (2017-18)	15	0.5

STEALS

	Stl	Avg
Shane Larkin (2011-12)	50	1.6
Bruce Brown Jr. (2016-17)	49	2.7
Durand Scott (2009-10)	41	1.2
Lonnie Walker IV (2017-18)	30	0.9
Chris Lykes (2017-18)	25	0.8

MINUTES PLAYED

	G	Min	Avg
Bruce Brown Jr. (2016-17)	33	1,053	31.9
Manu Lecomte (2013-14)	33	924	28.0
Durand Scott (2009-10)	28	917	27.8
Lonnie Walker IV (2017-18)	32	888	27.8
Shane Larkin (2011-12)	32	820	25.6



INDIVIDUAL RECORDS - CAREER

POINTS SCORED (FG-FT)

1. Rick Barry, 1962-65 (816-666).....	2,298**
2. Eric Brown, 1985-89 (805-633).....	2,270
3. Don Curnutt, 1967-70 (813-380).....	2,006
4. Darius Rice, 2000-04 (631-343).....	1,865
5. Robert Hite, 2002-06 (622-245).....	1,717
6. Tim James, 1995-99 (681-331).....	1,713
7. Jack McClinton, 2006-09 (542-332).....	1,702
8. Durand Scott, 2009-13 (580-392).....	1,650
9. Dennis Burns, 1985-89 (690-205).....	1,594
10. Dick Hickox, 1958-61 (560-409).....	1,529

** No. 19 in NCAA history and T-No. 10 longest-standing scoring record at any Division I school

FIELD GOALS MADE

1. Rick Barry, 1962-65	816
2. Don Curnutt, 1967-70	813
3. Eric Brown, 1985-89	805
4. Dennis Burns, 1985-89	690
5. Tim James, 1995-99	681
6. Darius Rice, 2000-04	631
7. Robert Hite, 2002-06	622
8. Durand Scott, 2009-13	580
9. Dick Hickox, 1958-61	560
10. Jack McClinton, 2006-09	542

FIELD GOAL ATTEMPTS

1. Don Curnutt, 1967-70	1,816
2. Darius Rice, 2000-04	1,564
3. Rick Barry, 1962-65	1,564
4. Eric Brown, 1985-89	1,504
5. Tim James, 1995-99	1,431
6. Dennis Burns, 1985-89	1,409
7. Robert Hite, 2002-06	1,406
8. Durand Scott, 2009-13	1,285
9. Dick Hickox, 1958-61	1,275
10. Johnny Hemsley, 1996-2000	1,283

FIELD GOAL PERCENTAGE

(Minimum 4 FGM Per Game Played)

1. Eric Brown, 1985-89 (805-1504).....	535
2. Rick Barry, 1962-65 (816-1564).....	522
3. Donald Strong, 1970-71 (167-321).....	520
4. Rusty Parker, 1965-68 (472-915).....	516
5. Tito Horford, 1986-88 (313-613).....	511
6. Sheldon McClellan, 2014-16 (369-748).....	493
Constantin Popa, 1991-95 (452-917).....	493
8. Dennis Burns, 1985-89 (690-1409).....	490
9. Joe Wylie, 1988-91 (501-1032).....	485
10. Kenny Kadji, 2011-13 (305-637).....	479

NOTE: 3-point FGs were adopted in 1986-87

3-POINT FIELD GOALS MADE

1. Jack McClinton, 2006-09	286
2. DJ Vasiljevic, 2016-20	272
3. Steven Edwards, 1992-96	265
4. Darius Rice, 2000-04	260
5. Robert Hite, 2002-06	228
6. Malcolm Grant, 2009-12	223
7. Adrian Thomas, 2005-11	204
8. Davon Reed, 2013-17	202
9. Rion Brown, 2010-14	174
Guillermo Diaz, 2003-06	174

3-POINT FIELD GOALS ATTEMPTED

1. Steven Edwards, 1992-96	766
2. Darius Rice, 2000-04	755
3. DJ Vasiljevic, 2016-20	742
4. Jack McClinton, 2006-09	650
5. Robert Hite, 2002-06	593
6. Malcolm Grant, 2009-12	576
7. Rion Brown, 2010-14	523
8. Adrian Thomas, 2005-11	521
9. Davon Reed, 2013-17	512
10. Johnny Hemsley, 1996-2000	487

3-POINT FG PERCENTAGE, MIN. 75 ATT.

1. Jack McClinton, 2006-09 (286-650).....	440
2. Manu Lecomte, 2013-15 (79-182)	434
3. Thomas Hocker, 1987-90 (53-125).....	424
4. Trevor Burton, 1989-93 (75-189).....	397
5. Davon Reed, 2013-17 (202-512).....	395
6. Adrian Thomas, 2005-11 (204-521).....	392
7. Malcolm Grant, 2009-12 (223-576).....	387
8. Trey McKinney Jones, 2011-13 (99-257).....	385
9. Robert Hite, 2002-06 (228-593).....	384
10. James Jones, 1999-2003 (124-324).....	383

CONSECUTIVE GAMES WITH 3-PT FG MADE

1. Malcolm Grant, 2011-12.....	35
Jack McClinton, 2008-09	35
3. DJ Vasiljevic, 2018-19.....	33
4. Steven Edwards, 1994-95	32
5. Jack McClinton, 2007-08	30
6. Davon Reed, 2016-17.....	27
7. Steven Edwards, 1993.....	26
8. DJ Vasiljevic, 2019-20.....	22
9. Adrian Thomas, 2011.....	20
Johnny Hemsley, 1998-99	20
Steven Edwards, 1995-96	20

FREE THROWS MADE

1. Rick Barry, 1962-65	666
2. Eric Brown, 1985-89	633
3. Dick Hickox, 1958-61	409
4. Durand Scott, 2009-13.....	392
5. Don Curnutt, 1967-70	380
6. Ron Godfrey, 1958-61	348

INDIVIDUAL RECORDS - CAREER

7. Darius Rice, 2000-04	343
8. Mike Wittman, 1964-67	335
9. Jack McClinton, 2006-09	332
10. Tim James, 1995-99	331

FREE THROWS ATTEMPTED

1. Eric Brown, 1985-89	840
2. Rick Barry, 1962-65	786
3. Willie Allen, 1968-71	553
4. Tim James, 1995-99	514
5. Dick Hickox, 1958-61	512
6. Durand Scott, 2009-13	507
7. Ron Godfrey, 1958-61	469
8. Don Curnutt, 1967-70	456
9. Joe Wylie, 1988-91	451
10. Darius Rice, 2000-04	443

FREE THROW PERCENTAGE

(Minimum 2 FTM Per Game Played)

1. Jack McClinton, 2006-09 (332-369)	900
2. Dod Hammond, 1959-60 (64-73)	877
3. Lance Hurdle, 2007-08 (96-111)	865
4. Robert Hite, 2002-06 (245-289)	848
5. Rick Barry, 1962-65 (665-786)	846
6. Rick Jones, 1964-67 (281-337)	834
7. Don Curnutt, 1967-70 (380-456)	833
8. Sheldon McClellan, 2014-16 (272-327)	832
9. James Jones, 1999-2003 (304-366)	831
10. Malcolm Grant, 2009-12 (238-292)	815

REBOUNDS

1. Rick Barry, 1962-65	1,274
2. Willie Allen, 1968-71	916
3. Harry Manushaw, 1958-61	914
4. Tonye Jekiri, 2012-16	901
5. Mike McCoy, 1960-63	857
6. Tim James, 1995-99	856
7. Eric Brown, 1985-89	855
8. Reggie Johnson, 2009-13	842
9. Anthony King, 2003-08	824
10. Edwin Morris, 1955-58	787

ASSISTS*

1. Vernon Jennings, 1996-2000	520
2. Kevin Norris, 1994-98	493
3. John Salmons, 1998-2002	429
4. Kevin Presto, 1985-89	412
5. Durand Scott, 2009-13	404
6. Thomas Hocker, 1987-90	384
7. Anthony Harris, 2002-07	330
8. Michael Gardner, 1991-94	319
9. Steven Edwards, 1992-96	312
10. Malcolm Grant, 2009-12	292

STEALS*

1. Kevin Norris, 1994-98	208
2. Vernon Jennings, 1996-2000	199
3. John Salmons, 1998-2002	192
4. Robert Hite, 2002-06	187
5. Jerome Scott, 1988-92	187
6. Jake Morton, 1988-93	167
7. Durand Scott, 2009-13	166
8. Kevin Presto, 1985-89	154
9. Anthony Lawrence II, 2015-19	144
10. Mike Simmons, 1998-2003	141

BLOCKED SHOTS*

1. Constantin Popa, 1991-95	263
2. Tim James, 1995-99	224
3. Anthony King, 2003-08	219
4. James Jones, 1999-2003	192
5. Julian Gamble, 2008-13	132
6. Tonye Jekiri, 2012-16	126
7. Tito Horford, 1986-88	125
8. Dennis Burns, 1985-89	123
9. Elton Tyler, 1997-2000, 2001-02	114
10. Reggie Johnson, 2009-13	113

PERSONAL FOULS

1. Constantin Popa, 1991-95	375
2. Tonye Jekiri, 2012-16	343
3. Eric Brown, 1985-89	332
4. John Salmons, 1998-2002	316
5. Reggie Johnson, 2009-13	313
6. Hammie Ward, 1989-93	311
7. Jake Morton, 1988-93	308
8. Mario Bland, 1996-2000	305
9. Durand Scott, 2009-13	304
10. Gary Hamilton, 2002-06	297

* Statistic not kept until the 1985-86 season

DISQUALIFICATIONS

1. Mike Hutslar, 1967-70	25
2. Rusty Parker, 1965-68	21
3. Edwin Morris, 1955-58	20
Hammie Ward, 1989-93	18
Bill Soens, 1966-68	18
Eric Brown, 1985-89	18
Constantin Popa, 1991-95	18
8. Ron Godfrey, 1958-61	16
9. Willie Allen, 1968-71	15
Mark Richardson, 1985-89	15

GAMES STARTED^

1. Durand Scott, 2009-13	125
2. Darius Rice, 2000-04	113
3. Robert Hite, 2002-06	109
4. Kevin Norris, 1994-98	108
5. John Salmons, 1998-2002	106

INDIVIDUAL RECORDS - CAREER

Eric Brown, 1985-89	106
7. Anthony King, 2003-08	105
8. Davon Reed, 2013-17	99
9. Alex Fraser, 1993-97	98
10. Mario Bland, 1998-2000	97

CONSECUTIVE GAMES STARTED[^]

1. Kevin Norris, 1994-98	108
2. John Salmons, 1998-2002	106
3. James Jones, 1999-2003	89
4. Davon Reed, 2015-17	84
5. Jerome Scott, 1990-92	72
6. Anthony King, 2004-06	71
7. Guillermo Diaz, 2003-06	69
8. Alex Fraser, 1994-96	67
9. Tim James, 1997-99	61
10. Mario Bland, 1998-2000	58

[^] years listed are the years of consecutive starts

GAMES PLAYED

1. Tonye Jekiri, 2012-16	139
2. Rion Brown, 2010-14	136
3. Durand Scott, 2009-13	132
4. Davon Reed, 2013-17	131
5. Anthony Lawrence II, 2015-19	130
Brian Asbury, 2005-09	130
7. Julian Gamble, 2008-11, 2012-13	129
8. DJ Vasiljevic, 2016-20	128
9. Anthony King, 2003-08	126
10. Elton Tyler, 1997-2000, 2001-02	124
John Salmons, 1998-2002	124

MINUTES PLAYED*

1. Durand Scott, 2009-13	4,238
2. John Salmons, 1998-2002	3,786
3. Eric Brown, 1985-89	3,761
4. Darius Rice, 2000-04	3,727
5. Davon Reed, 2013-17	3,679
6. Robert Hite, 2002-06	3,566
7. Kevin Presto, 1985-89	3,453
8. DJ Vasiljevic, 2016-20	3,381
9. Tim James, 1995-99	3,371
10. James Jones, 1999-2003	3,351

* Statistic not kept until the 1985-86 season

20-POINT GAMES

1. Rick Barry, 1962-65	61
Don Curnutt, 1967-70	61
3. Eric Brown, 1985-89	54
4. Dick Hickox, 1958-61	41
5. Jack McClinton, 2006-09	37
6. Darius Rice, 2000-04	35
7. Mike Wittman, 1964-67	33
8. Johnny Hemsley, 1996-00	29
Joe Wylie, 1988-91	29
10. Tim James, 1995-99	28
Ron Godfrey, 1958-61	28
Willie Allen, 1968-71	28



Darius Rice



James Jones

INDIVIDUAL RECORDS - CAREER - ACC GAMES ONLY

SCORING

##	Player (Seasons)	Pts	Avg
1.	Jack McClinton (2006-09)	888	18.7
2.	Durand Scott (2009-13)	798	12.1
3.	Davon Reed (2013-17)	752	10.4
4.	Chris Lykes (2017-present)	735	14.4
5.	DJ Vasiljevic (2016-20)	662	8.9
6.	Guillermo Diaz (2004-06)	629	19.7
7.	Dwayne Collins (2006-10)	613	9.9
8.	Anthony Lawrence II (2015-18)	573	8.1
9.	Rion Brown (2010-14)	566	8.3
10.	Anthony Harris (2004-07)	560	11.7

REBOUNDING

##	Player (Seasons)	Reb	Avg
1.	Tonye Jekiri (2012-16)	490	6.8
2.	Dwayne Collins (2006-10)	427	6.9
3.	Reggie Johnson (2009-13)	417	6.8
4.	Anthony Lawrence II (2015-19)	335	4.7
5.	Anthony King (2004-08)	319	6.5
6.	Durand Scott (2009-13)	274	4.2
7.	Ebuka Izundu (2015-19)	264	4.4
8.	Brian Asbury (2005-09)	259	4.0
9.	Davon Reed (2013-17)	255	3.5
10.	Jimmy Graham (2005-09)	253	4.5

FIELD GOAL PCT, Min. 1.5 FGM/game

##	Player (Seasons)	FGM-A	Pct
1.	Ebuka Izundu (2015-18)	155-247	.628
2.	Dwayne Collins (2006-10)	236-429	.550
3.	Nysier Brooks (2020-21)	48-92	.522
4.	Kenny Kadji (2011-13)	177-342	.518
5.	Anthony King (2004-08)	131-255	.514
6.	Julian Gamble (2008-13)	107-208	.514
7.	Reggie Johnson (2009-13)	191-376	.508
8.	Tonye Jekiri (2012-16)	166-341	.487
9.	Raymond Hicks (2004-08)	90-190	.474
10.	Jimmy Graham (2005-09)	84-178	.472

FIELD GOALS MADE

##	Player (Seasons)	FGM
1.	Durand Scott (2009-13)	293
2.	Jack McClinton (2006-09)	289
3.	Davon Reed (2013-17)	254
4.	Chris Lykes (2017-present)	241
5.	Dwayne Collins (2006-10)	236
6.	DJ Vasiljevic (2016-20)	228
7.	Guillermo Diaz (2004-06)	213
8.	Anthony Harris (2004-07)	207
9.	Anthony Lawrence II (2015-19)	195
10.	Rion Brown (2010-14)	194

FREE THROW PCT, MIN. 1 FTM/Game

##	Player (Seasons)	FTM-A	Pct
1.	Jack McClinton (2006-09)	170-188	.904
2.	William Frisby (2004-05)	36-42	.857
3.	James Dews (2006-10)	71-84	.845

4.	Sheldon McClellan (2014-16)	142-170	.835
5.	Robert Hite (2004-06)	81-98	.827
6.	Brian Asbury (2005-09)	112-139	.806
7.	Davon Reed (2013-17)	128-159	.805
8.	Malcolm Grant (2009-12)	82-102	.804
9.	Chris Lykes (2017-21)	159-201	.791
10.	Lance Hurdle (2007-09)	77-98	.786

NOTE: Isaiah Wong's mark of .816 (124-152) through 2020-21 would rank sixth if his career was complete

FREE THROWS MADE

##	Player (Seasons)	FTM
1.	Jack McClinton (2006-09)	170
	Durand Scott (2009-13)	170
3.	Chris Lykes (2017-21)	159
4.	Sheldon McClellan (2014-16)	142
5.	Dwayne Collins (2006-10)	141
6.	Davon Reed (2013-17)	128
7.	Guillermo Diaz (2004-06)	126
8.	Reggie Johnson (2009-13)	125
9.	Isaiah Wong (2019-present)	124
10.	Brian Asbury (2005-09)	112

FREE THROWS ATTEMPTED

##	Player (Seasons)	FTA
1.	Dwayne Collins (2006-10)	249
2.	Durand Scott (2009-13)	224
3.	Chris Lykes (2017-21)	201
4.	Reggie Johnson (2009-13)	195
5.	Jack McClinton (2006-09)	188
6.	Guillermo Diaz (2004-06)	177
7.	Sheldon McClellan (2014-16)	170
8.	Davon Reed (2013-17)	159
9.	Isaiah Wong (2019-present)	152
10.	Anthony Lawrence II (2015-18)	147

3-POINT FG PCT, MIN. 100 ATT.

##	Player (Seasons)	3FGM-A	Pct
1.	Kenny Kadji (2011-13)	52-119	.437
2.	Jack McClinton (2006-09)	150-357	.420
3.	Davon Reed (2013-17)	116-286	.406
4.	Adrian Thomas (2005-11)	99-258	.384
5.	Anthony Lawrence II (2015-19)	80-210	.381
6.	Trey McKinney Jones (2011-13)	46-124	.371
7.	Robert Hite (2004-06)	73-198	.369
8.	Guillermo Diaz (2004-06)	77-209	.368
9.	Malcolm Grant (2009-12)	104-285	.365
10.	Sheldon McClellan (2014-16)	55-158	.348

NOTE: Isaiah Wong's mark of .378 (54-143) through 2020-21 would rank sixth if his career was complete



INDIVIDUAL RECORDS - CAREER - ACC GAMES ONLY

3-POINT FIELD GOALS MADE

##	Player (Seasons)	3FGM
1.	Jack McClinton (2006-09)	150
2.	DJ Vasiljevic (2016-22)	139
3.	Davon Reed (2013-17)	116
4.	Malcolm Grant (2009-12)	104
5.	Adrian Thomas (2005-11)	99
6.	Chris Lykes (2017-21)	94
7.	Rion Brown (2010-14)	91
8.	Anthony Lawrence II (2015-18)	80
9.	Guillermo Diaz (2004-06)	77
10.	Robert Hite (2004-06)	73

3-PT FIELD GOALS ATTEMPTED

##	Player (Seasons)	3FGA
1.	DJ Vasiljevic (2016-20)	429
2.	Jack McClinton (2006-09)	357
3.	Davon Reed (2013-17)	286
4.	Malcolm Grant (2009-12)	285
5.	Chris Lykes (2017-21)	283
6.	Rion Brown (2010-14)	271
7.	Adrian Thomas (2005-11)	258
8.	James Dews (2006-10)	218
9.	Anthony Lawrence II (2015-19)	210
10.	Guillermo Diaz (2004-06)	209

ASSISTS

##	Player (Seasons)	Ast	Avg
1.	Anthony Harris (2004-07)	187	3.9
2.	Durand Scott (2009-13)	178	2.7
3.	Angel Rodriguez (2014-16)	151	4.4
4.	Anthony Lawrence II (2015-19)	145	2.0
5.	Chris Lykes (2017-21)	144	2.8
6.	Malcolm Grant (2009-12)	132	2.8
7.	Shane Larkin (2011-13)	128	3.8
8.	Davon Reed (2013-17)	114	1.6
9.	Jack McClinton (2006-09)	111	2.3
10.	Garrus Adams (2009-14)	97	2.5

BLOCKED SHOTS

##	Player (Seasons)	Blk	Avg
1.	Anthony King (2004-08)	90	1.8
2.	Julian Gamble (2008-13)	69	1.2
3.	Tonye Jekiri (2012-16)	62	0.9
4.	Reggie Johnson (2009-13)	50	0.8
5.	Kenny Kadji (2011-13)	48	1.5
6.	Jimmy Graham (2005-09)	45	0.8
7.	Dwayne Collins (2006-10)	43	0.7
8.	Anthony Lawrence II (2015-19)	38	0.5
9.	Ebuka Izundu (2015-18)	34	0.6
10.	Sam Waardenburg (2017-present)	33	0.7

STEALS

##	Player (Seasons)	Stl	Avg
1.	Durand Scott (2009-13)	91	1.4
2.	Anthony Lawrence II (2015-19)	73	1.0
3.	Davon Reed (2013-17)	59	0.8
4.	Guillermo Diaz (2004-06)	57	1.8
5.	Shane Larkin (2011-13)	55	1.6
6.	Brian Asbury (2005-09)	53	0.8
7.	Angel Rodriguez (2014-16)	52	1.5
8.	James Dews (2006-10)	48	0.8
9.	Robert Hite (2004-06)	46	1.4
10.	Tonye Jekiri (2014-16)	44	0.6

MINUTES PLAYED

##	Player (Seasons)	Min	Avg
1.	Durand Scott (2009-13)	2,155	32.7
2.	Davon Reed (2013-17)	2,000	27.8
3.	DJ Vasiljevic (2016-20)	1,926	26.0
4.	Anthony Lawrence II (2015-19)	1,835	25.8
5.	Tonye Jekiri (2012-16)	1,657	23.0
6.	Jack McClinton (2006-09)	1,624	33.8
7.	Rion Brown (2010-14)	1,586	23.3
8.	James Dews (2006-10)	1,579	25.1
9.	Dwayne Collins (2006-10)	1,571	25.1
10.	Chris Lykes (2017-21)	1,530	30.0



Dwayne Collins

OPPONENT TEAM RECORDS - GAME - AGG GAMES ONLY

POINTS

105	at North Carolina	1/31/07
103	at Florida State	1/27/18
99	at Florida State	2/8/20
98	North Carolina	1/23/08
98	Florida State	3/3/07

FIELD GOALS MADE

40	at North Carolina	1/25/20
40	Duke	1/4/20
37	Florida State	2/24/21
36	Georgia Tech	2/20/21
36	at Duke	3/2/19
36	North Carolina	1/23/08
36	at North Carolina	1/31/07
36	at Wake Forest	1/29/05

FIELD GOAL ATTEMPTS

86	at Virginia Tech	2/19/20
76	at Duke	2/7/09
75	North Carolina	1/23/08
74	Duke	1/23/13

FIELD GOAL PERCENTAGE

.683 (28-41)	Duke	1/14/07
.610 (36-59)	at Wake Forest	1/29/05
.608 (31-51)	Duke	1/19/05
.600 (33-55)	at Florida State	1/27/18
.597 (40-67)	Duke	1/4/20

3-PT FIELD GOALS MADE

18	at Boston College	1/12/21
15	Duke	2/20/08
14	at Notre Dame	2/23/20
14	at Virginia Tech	3/8/19
14	at Syracuse	1/24/19
14	at NC State	1/27/09
14	at Duke	3/3/05

3-PT FG ATTEMPTS

39	at Duke	2/7/09
37	Duke	2/20/08
35	at Boston College	1/12/21
34	Virginia Tech	12/8/13

3-PT FG PERCENTAGE, MIN. 10 MADE

.667 (12-18)	at NC State	12/18/05
.625 (10-16)	at Clemson	2/27/08
.611 (11-18)	at NC State	2/4/17
.611 (11-18)	at NC State	1/19/08
.600 (12-20)	Florida State	1/27/19

FREE THROWS MADE

34	Virginia Tech	1/23/07
32	at Florida State	3/8/08
31	at Florida State	2/18/09
29	at Duke	2/19/06

FREE THROW ATTEMPTS

42	at Florida State	3/8/08
42	Virginia Tech	1/23/07
40	at Duke	2/2/08
39	at Florida State	1/27/18

FREE THROW PERCENTAGE, MIN. 10 MADE

1.000 (15-15)	Clemson	2/13/19
.941 (16-17)	at Florida State	2/8/20
.941 (16-17)	at Clemson	1/13/18
.933 (14-15)	Florida State	2/1/17
.933 (14-15)	at Duke	1/2/11

REBOUNDS

51	NC State	1/3/19
51	at North Carolina	3/2/10
51	Maryland	2/5/05
49	at North Carolina	1/31/07
48	at Georgia Tech	2/29/20
48	at Louisville	1/7/20
48	Maryland	1/13/13

ASSISTS

32	at North Carolina	1/25/20
26	North Carolina	1/19/19
26	at North Carolina	1/31/07
25	Virginia Tech	2/6/21
22	at Syracuse	1/24/19
22	at NC State	1/21/18

STEALS

17	Georgia Tech	2/3/11
15	Florida State	1/18/20
15	at Georgia Tech	3/6/11
13	at Georgia Tech	1/3/18
13	Clemson	12/21/08

BLOCKED SHOTS

13	at Georgia Tech	1/3/18
12	at NC State	12/18/05
11	at Syracuse	1/24/19
11	Florida State	1/7/18
11	at NC State	2/4/17

TURNOVERS

23	Duke	2/20/08
22	at Georgia Tech	2/17/08
20	at Maryland	3/1/06
20	Maryland	1/7/06

FOULS

29	Florida State	2/26/12
28	Florida State	2/25/15
27	at Boston College	2/16/15
27	Virginia Tech	1/31/10



OPPONENT TEAM LOWS - GAME - ACC GAMES ONLY

POINTS

38	Clemson	1/18/06
42	at Georgia Tech	1/18/14
42	Boston College	2/22/14

FIELD GOALS MADE

13	at Georgia Tech	1/18/14
13	at Maryland	1/10/07
14	Boston College	2/22/14

FIELD GOAL ATTEMPTS

37	at Virginia Tech	2/27/17
38	at Wake Forest	2/17/07
39	at Wake Forest	2/9/11

FIELD GOAL PERCENTAGE

.224 (13-58)	at Maryland	1/10/07
.254 (15-59)	Clemson	1/18/06
.274 (17-62)	Georgia Tech	2/3/11

3-PT FIELD GOALS MADE

2	at Georgia Tech	2/29/20
2	at Virginia	1/12/16
2	Florida State	1/9/16
2	Georgia Tech	1/28/15
2	at North Carolina	1/10/12
2	at Maryland	3/1/06

3-PT FG ATTEMPTS

7	at Virginia	1/12/16
7	NC State	2/27/10
9	at Florida State	2/1/15
9	at NC State	2/2/13

3-PT FG PERCENTAGE

.105 (2-19)	Florida State	1/9/16
.125 (2-16)	at North Carolina	1/10/12
.143 (4-28)	Notre Dame	2/6/19
.143 (4-28)	Georgia Tech	2/3/11

FREE THROWS MADE

0	Clemson	2/8/15
1	Virginia Tech	12/8/13
2	Georgia Tech	2/15/17

FREE THROW ATTEMPTS

1	Clemson	2/8/15
3	Georgia Tech	2/15/17
3	Virginia Tech	12/8/13

FREE THROW PCT, MIN. 10 ATT

.364 (4-11)	Clemson	1/18/06
.385 (5-13)	at Clemson	2/17/13
.400 (4-10)	Wake Forest	3/8/14

REBOUNDS

17	Georgia Tech	2/15/17
19	Virginia Tech	2/18/15
19	Wake Forest	3/8/14

ASSISTS

4	Maryland	1/13/13
6	Boston College	2/5/13
6	Florida State	1/27/13
6	Georgia Tech	2/3/11

STEALS

0	at Virginia Tech	3/7/15
0	Boston College	2/22/14
0	at Boston College	2/16/06

BLOCKED SHOTS

0	13 times, last at Virginia Tech	3/8/19
---	---------------------------------	--------

TURNOVERS

5	Syracuse	1/25/14
5	Boston College	1/19/10
6	at Syracuse	1/24/19
6	Notre Dame	1/12/17
6	at Notre Dame	3/2/16
6	Louisville	2/27/16
6	Boston College	1/10/15
6	Notre Dame	2/19/14
6	at Clemson	2/17/13

FOULS

7	at Pittsburgh	1/14/17
7	at Georgia Tech	1/24/12
8	at Virginia	3/1/21
8	Notre Dame	1/24/21
8	at Syracuse	1/24/19
8	at Clemson	3/4/14
8	North Carolina	2/15/09

OPPONENT TEAM RECORDS BY HALF (SINCE 2004-05)

POINTS

64	at North Carolina (2nd)	1/31/07
59	Duke (2nd)	2/20/08
59	at Duke (1st)	2/19/06

FIELD GOALS MADE

23	Clemson (2nd)	12/21/08
22	at North Carolina (1st)	1/25/20
22	South Alabama (2nd)	11/28/14
22	at North Carolina (2nd)	1/31/07
21	Florida State (1st)	2/24/21
21	Duke (1st)	1/4/20
21	at North Carolina (2nd)	2/20/16

FIELD GOAL ATTEMPTS

47	South Alabama (2nd)	11/28/14
42	Florida Atlantic (1st)	11/29/04
41	North Carolina (1st)	1/23/08

FIELD GOAL PERCENTAGE, MIN. 15 MADE

.810 (17-21)	Duke (1st)	1/14/07
.750 (15-20)	vs. UCF (2nd)	12/18/10
.708 (17-24)	Binghamton (2nd)	12/20/06

3-PT FIELD GOALS MADE

11	at Penn (1st)	12/4/18
11	at Wake Forest (1st)	2/11/15
10	at Notre Dame (1st)	2/23/20
10	Duke (2nd)	2/20/08

3-PT FG ATTEMPTS

22	at Duke (2nd)	2/7/09
21	North Florida (1st)	11/29/20
21	vs. Akron (2nd)	12/23/10
21	Stetson (2nd)	11/29/08
21	at Duke (2nd)	3/3/05
21	vs. Duke (1st)	3/10/06

3-PT FG PERCENTAGE, MIN. 7 MADE

.800 (8-10)	at NC State (1st)	2/4/17
.778 (7-9)	at Virginia Tech (1st)	1/13/10
.778 (7-9)	at Clemson (1st)	2/27/08
.778 (7-9)	at Louisville (2nd)	12/23/06

FREE THROWS MADE

24	Virginia (2nd)	3/1/08
22	at Florida State (2nd)	3/8/08
22	Virginia Tech (2nd)	1/23/07

FREE THROW ATTEMPTS

37	vs. UCF (2nd)	12/18/10
29	Virginia Tech (2nd)	1/23/07
28	Virginia (2nd)	3/1/08
28	at Clemson (2nd)	2/27/08

FREE THROW PERCENTAGE, MIN. 10 MADE

1.000 (12-12)	at Wake Forest (1st)	1/18/17
1.000 (11-11)	vs. Clemson (2nd)	2/13/19
1.000 (11-11)	vs. North Carolina (1st)	3/9/17
1.000 (11-11)	Florida State (2nd)	2/1/17
1.000 (11-11)	at Clemson (2nd)	1/16/16
1.000 (10-10)	Pittsburgh (1st)	2/9/16
1.000 (10-10)	Florida State (2nd)	1/15/14
1.000 (10-10)	at Duke (2nd)	1/2/11
1.000 (10-10)	North Carolina (1st)	1/23/08

REBOUNDS

31	at North Carolina (1st)	3/2/10
31	Maryland (1st)	2/5/05
29	at Florida State (2nd)	2/8/20
29	vs. Virginia Tech (2nd)	3/14/08
29	at North Carolina (2nd)	1/31/07

ASSISTS

17	at North Carolina (1st)	1/25/20
16	at North Carolina (2nd)	2/20/16
15	at North Carolina (2nd)	1/25/20
15	at Florida (1st)	3/20/09

STEALS

11	Georgia Tech (2nd)	2/3/11
10	at Florida State (1st)	2/26/11

BLOCKED SHOTS

7	at Syracuse (2nd)	1/24/19
7	at NC State (1st)	2/4/17
7	vs. Florida Atlantic (2nd)	12/19/09
7	at Georgia Tech (1st)	3/4/09
7	at Mississippi State (1st)	12/13/07
7	at Massachusetts (2nd)	1/2/07
7	at NC State (1st)	12/18/05

TURNOVERS

15	Nova Southeastern (1st)	11/16/09
15	at Georgia Tech (1st)	2/17/08

FOULS

21	NC State (2nd)	3/7/09
19	Florida State (2nd)	2/26/12
19	Florida Atlantic (2nd)	1/5/09



OPPONENT TEAM LOWS BY HALF (SINCE 2004-05)

POINTS

12	College of Charleston (1st)	12/30/14
14	South Carolina State (1st)	12/6/17
14	Maryland (1st)	1/13/13
15	vs. San Diego (2nd)	11/24/08
15	Wofford (2nd)	12/10/05

FIELD GOALS MADE

4	North Florida (2nd)	12/31/08
5	at Georgia Tech (1st)	1/18/14
5	Florida State (1st)	1/19/11
5	vs. NC State (1st)	3/13/08
5	Birmingham-Southern (1st)	12/3/05

FIELD GOAL ATTEMPTS

12	at Northwestern (2nd)	11/28/06
16	at Virginia Tech (2nd)	2/24/07
17	at Virginia (2nd)	2/26/14
17	at Boston College (2nd)	1/29/12
17	at Wake Forest (2nd)	2/9/11
17	at Virginia Tech (2nd)	2/19/05
17	North Carolina A&T (2nd)	11/22/05

FIELD GOAL PERCENTAGE

.161 (5-31)	Birmingham-Southern (1st)	12/3/05
.190 (4-21)	North Florida (2nd)	12/31/08
.192 (5-26)	Florida State (1st)	1/19/11
.194 (6-31)	at Duke (1st)	2/7/09
.200 (7-35)	Charlotte (1st)	12/5/15
.200 (6-30)	N.C. Central (2nd)	1/3/09

3-PT FIELD GOALS MADE

0	Numerous times, last Louisville (1st)	1/16/21
---	---------------------------------------	---------

3-PT FG ATTEMPTS

1	Columbia (2nd)	12/28/16
1	vs. Marquette (2nd)	3/28/13
2	vs. Virginia (2nd)	3/11/16
2	at Wake Forest (2nd)	2/23/13
2	at Virginia Tech (2nd)	2/24/07

3-PT FG PERCENTAGE, MIN. 10 ATT.

.000 (0-11)	Clemson (1st)	2/13/19
.000 (0-10)	Louisville (1st)	1/16/21
.000 (0-10)	Florida State (2nd)	1/27/13
.000 (0-10)	N.C. Central (2nd)	11/19/10
.000 (0-10)	at Kentucky (2nd)	12/6/08
.000 (0-10)	N.C. Central (2nd)	1/3/09
.071 (1-14)	Notre Dame (2nd)	2/6/19
.071 (1-14)	Georgia Tech (1st)	2/3/11

FREE THROWS MADE

0	Numerous times, last vs. Pittsburgh (1st)	3/9/21
---	---	--------

FREE THROW ATTEMPTS

0	Numerous times, last at Virginia (2nd)	3/1/21
---	--	--------

FREE THROW PERCENTAGE, MIN. 10 ATT.

.167 (2-12)	Florida State (2nd)	1/19/11
.200 (2-10)	Pittsburgh (2nd)	3/5/19
.364 (4-11)	at Clemson (2nd)	2/17/13
.364 (4-11)	Virginia (2nd)	2/5/11
.400 (6-15)	North Carolina A&T (2nd)	12/23/07
.400 (6-15)	at Clemson (2nd)	2/28/07
.400 (4-10)	Georgia Tech (1st)	2/10/10
.400 (4-10)	Maryland (1st)	2/5/05
.400 (6-15)	Morgan State (2nd)	11/19/05

REBOUNDS

7	Wake Forest (2nd)	3/8/14
7	Clemson (2nd)	3/9/13
7	at Florida State (1st)	2/13/13
7	Virginia Tech (2nd)	2/18/15

ASSISTS

0	Princeton (1st)	12/29/15
1	Numerous times, last Clemson (1st)	2/13/19

STEALS

0	Numerous times, last Wake Forest (1st)	2/15/20
---	--	---------

BLOCKED SHOTS

0	Numerous times, last vs. Clemson (1st)	3/10/21
---	--	---------

TURNOVERS

0	at Notre Dame (1st)	2/23/20
0	at Virginia Tech (2nd)	2/19/20
0	Louisville (2nd)	1/6/19
0	Syracuse (2nd)	1/25/14
1	Notre Dame (2nd)	1/12/17
1	vs. Temple (2nd)	3/31/15
1	Boston College (2nd)	1/10/15
1	at Duke (2nd)	2/5/12
1	Boston College (2nd)	1/19/10
1	Ohio State (2nd)	12/2/08
1	NC Central (2nd)	1/3/09
1	at Florida State (2nd)	2/18/09
1	at Temple (1st)	11/27/05

FOULS

1	at Charlotte (1st)	11/25/14
2	Duke (1st)	2/25/17
2	at NC State (1st)	2/4/17
2	Duke (1st)	1/25/16
2	at Syracuse (1st)	1/24/15
2	NC Central (1st)	3/17/15
2	at Clemson (1st)	3/4/14
2	at North Carolina (1st)	1/10/13
2	at Georgia Tech (1st)	1/24/12
2	Missouri State (1st)	3/21/11
2	at Creighton (1st)	3/20/06

OPPONENT INDIVIDUAL RECORDS - GAME

POINTS

58 Danny Ferry, Duke 12/10/88

FIELD GOALS MADE

23 Danny Ferry, Duke 12/10/88

FIELD GOALS ATTEMPTED

31 Victor Page, Georgetown 3/6/97

FIELD GOAL PERCENTAGE

1.000 (11-11) Hakim Warrick, Syracuse 2/14/04

3-PT FIELD GOALS MADE

9 Lewis Clinch, Georgia Tech 3/4/09

9 Mike Hargett, George Mason 11/23/90

3-PT FIELD GOALS ATTEMPTED

20 Terrell Stoglin, Maryland 2/1/12

3-PT FIELD GOAL PERCENTAGE

1.000 (5-5) C.J. Harris, Wake Forest 2/23/13

1.000 (5-5) Jerry McCullough, Pitt 1/12/94

FREE THROWS MADE

17 Seth Allen, Virginia Tech 3/10/16

17 C.J. Harris, Wake Forest 2/9/11

17 Troy Bell, Boston College 1/13/01

17 Jason Lawson, Villanova 3/5/94

FREE THROWS ATTEMPTED

21 Jason Lawson, Villanova 3/5/94

FREE THROW PERCENTAGE

1.000 (17-17) Troy Bell, Boston College 1/13/01

REBOUNDS

24 Darrell Coleman, USF 3/1/88

ASSISTS

14 Markell Johnson, NC State 1/21/18

14 Brandon Knight, Pittsburgh 3/8/02

14 Tommy Amaker, Duke 2/19/86

STEALS

8 Eric Murdock, Providence 1/27/88

BLOCKED SHOTS

13 Kyle Davis, Auburn 3/14/01

TURNOVERS

11 Zlatko Savovic, Lehigh 12/27/01



OPPONENT INDIVIDUAL RECORDS - GAME - ACC GAMES ONLY

POINTS

45	Al Thornton vs. Florida State	3/3/07
41	Sean Singletary vs. Virginia	3/1/08
36	Ryan Kelly at Duke	3/2/13

FIELD GOALS MADE

16	Al Thornton vs. Florida State	3/3/07
13	Olivier Hanlan at Boston College	2/16/15
12	Jerome Robinson vs. Boston Coll.	2/10/18
12	Omer Yurtseven at NC State	1/21/18
12	Sean Singletary vs. Virginia	3/1/08
12	Malcolm Brogdon vs. Virginia	2/22/16

FIELD GOAL ATTEMPTS

26	Olivier Hanlan at Boston College	2/16/15
26	Terrell Stoglin vs. Maryland	2/1/12
25	Sean Singletary vs. Virginia	3/1/08

FG PCT, MIN. 7 MADE

1.000 (7-7)	Montay Brandon at Florida State	2/1/15
1.000 (7-7)	Dez Wells at Maryland	1/29/14
1.000 (7-7)	Ra'Sean Dickey vs. Georgia Tech	12/3/06
.917 (11-12)	Shelden Williams vs. Duke	1/19/05

3-POINT FG MADE

9	Lewis Clinch at Georgia Tech	3/4/09
8	Ty Outlaw at Virginia Tech	2/27/17
7	Michael Devoe vs. Georgia Tech	2/20/21
7	Rich Kelly at Boston College	1/12/21
7	Coby White at North Carolina	2/9/19
7	Ryan Kelly at Duke	3/2/13
7	Toney Douglas vs. Florida State	1/21/09
7	Wayne Ellington at North Carolina	1/17/09

3-POINT FG ATTEMPTS

20	Terrell Stoglin vs. Maryland	2/1/12
16	Lewis Clinch at Georgia Tech	3/4/09
14	Jarell Eddie vs. Virginia Tech	12/8/13
14	Toney Douglas vs. Florida State	1/21/09

3-PT FG PCT, MIN. 5 MADE

1.000 (5-5)	C.J. Harris at Wake Forest	2/23/13
.857 (6-7)	Dinos Mitoglou at Wake Forest	2/11/15
.857 (6-7)	Pat Connaughton vs. ND	2/19/14

FREE THROWS MADE

17	C.J. Harris at Wake Forest	2/9/11
15	Tyler Hansbrough vs. North Carolina	1/23/08
15	Zabian Dowdell vs. Virginia Tech	1/23/07

FREE THROW ATTEMPTS

18	C.J. Harris at Wake Forest	2/9/11
18	Zabian Dowdell vs. Virginia Tech	1/23/07
16	Malcolm Delaney at Virginia Tech	1/13/10
16	Tyler Hansbrough vs. North Carolina	1/23/08

FREE THROW PCT, MIN. 10 MADE

1.000 (11-11)	Al Thornton vs. Florida State	3/3/07
1.000 (11-11)	Jon Scheyer vs. Duke	1/14/07
1.000 (10-10)	Anthony Barber at NC State	1/30/16

REBOUNDS

18	Gani Lawal vs. Georgia Tech	2/10/10
16	Day'Ron Sharpe vs. North Carolina	1/5/21
16	Trevor Booker vs. Clemson	12/21/08
15	Brice Johnson at North Carolina	2/20/16
15	Jahlil Okafor at Duke	1/13/15
15	Jabari Parker vs. Duke	1/22/14
15	Corey Raji vs. Boston College	2/21/09
15	Shelden Williams at Duke	2/19/06
15	Sharrod Ford vs. Clemson	1/26/05
15	Sean May at North Carolina	1/22/05

ASSISTS

14	Markell Johnson at NC State	1/18/18
12	Markell Johnson vs. NC State	2/5/20
12	Tyrese Rice at Boston College	1/16/07
11	Theo Pinson at North Carolina	2/27/18
11	John Gillon at Syracuse	1/4/17
10	Prentiss Hubb at Notre Dame	2/23/20
10	Ty Lawson vs. North Carolina	1/23/08
10	Daniel Ewing at Duke	3/3/05

STEALS

7	Jose Alvarado at Georgia Tech	2/29/20
6	Nickeil Alexander-Walker at Va. Tech	3/8/19
6	Tre Jones at Duke	3/2/19
6	Chris Jones at Louisville	2/3/15
5	Kadary Richmond at Syracuse	1/19/21
5	Grayson Allen vs. Duke	1/15/18
5	Braian Angola vs. Florida State	1/7/18
5	Jordan Roper at Clemson	1/16/16
5	Iman Shumpert at Georgia Tech	3/6/11
5	Seth Curry vs. Duke	2/13/11
5	Iman Shumpert vs. Georgia Tech	2/3/11
5	Jon Scheyer vs. Duke	2/17/10
5	Brian Zoubek vs. Duke	2/17/10

BLOCKED SHOTS

7	Cedric Simmons at NC State	12/18/05
6	CJ Felder vs. Boston College	3/5/21
5	CJ Felder at Boston College	1/12/21
5	Paschal Chukwu at Syracuse	1/24/19
5	Ray Spalding vs. Louisville	1/24/18
5	Omer Yurtseven at NC State	2/4/17
5	Boris Bojanovsky at Florida State	2/14/16
5	Travis McKie at Wake Forest	2/23/13
5	Alade Aminu at Georgia Tech	3/4/09
5	Tyrelle Blair at Boston College	1/15/08

TURNOVERS

9	Rakim Sanders vs. Boston College	3/5/08
8	Michael Gbinije vs. Syracuse	1/2/16
7	Prentiss Hubb vs. Notre Dame	1/24/21
7	Jose Alvarado at Georgia Tech	1/3/18
7	Bernard James at Florida State	2/11/12

OPPONENT INDIVIDUAL RECORDS BY HALF (SINCE 2004-05)

POINTS

31	Sean Singletary vs. Virginia (2nd)	3/1/08
30	Xavier Rathan-Mayes vs. Florida State (2nd) ..	2/25/15
27	Tyler Hansbrough vs. North Carolina (2nd) ..	1/23/08
27	Eric Maynor vs. VCU (2nd)	11/16/07

FIELD GOALS MADE

10	Jordan Parks vs. NC Central (2nd)	3/17/15
10	Eric Maynor vs. VCU (2nd)	11/16/07
9	Adam Pegg vs. Stetson (2nd)	11/9/12

FIELD GOAL ATT.

20	Eric Maynor vs. VCU (2nd)	11/16/07
16	Sean Singletary vs. Virginia (2nd)	3/1/08
16	Dwain Williams vs. Providence (2nd)	11/18/07

FG PCT, MIN. 7 MADE

1.000 (7-7)	Dez Wells at Maryland (2nd)	1/29/14
1.000 (7-7)	Adam Leonard vs. Missouri St. (2nd) ..	3/21/11

3-POINT FG MADE

7	Wayne Ellington at North Carolina (2nd)	1/17/09
6	Coby White at North Carolina (2nd)	2/9/19
6	Xavier Rathan-Mayes vs. Florida St. (2nd) ..	2/25/15
6	Adam Leonard vs. Missouri State (2nd)	3/21/11
6	Lewis Clinch at Georgia Tech (1st)	3/04/09

3-POINT FG ATT.

10	Terrell Stoglin vs. Maryland (2nd)	2/1/12
10	Wayne Ellington at North Carolina (2nd)	1/17/09
10	Patrick Mills vs. Saint Mary's (2nd)	3/21/08

3-PT FG PCT, MIN. 5 MADE

1.000 (6-6)	Coby White at North Carolina (2nd) ..	2/9/19
1.000 (6-6)	Adam Leonard vs. Missouri St. (2nd) ..	3/21/11
1.000 (5-5)	Dinos Mitoglou at Wake Forest (1st) ..	2/11/15
1.000 (5-5)	C.J. Harris at Wake Forest (1st)	2/23/13

FREE THROWS MADE

13	Sean Singletary vs. Virginia (2nd)	3/1/08
11	Seth Allen vs. Virginia Tech (2nd)	3/10/16
11	Toney Douglas at Florida State (2nd)	2/18/09
11	Tyler Hansbrough vs. North Carolina (2nd) ..	1/23/08
11	Zabian Dowdell vs. Virginia Tech (2nd)	1/23/07

FREE THROW ATT.

14	Sean Singletary vs. Virginia (2nd)	3/1/08
14	Zabian Dowdell vs. Virginia Tech (2nd)	1/23/07
12	Arsalan Kazemi vs. Rice (2nd)	12/22/10
12	Malcolm Delaney at Virginia Tech (2nd)	1/13/10
12	Toney Douglas at Florida State (2nd)	2/18/09
12	Tyler Hansbrough vs. North Carolina (2nd) ..	1/23/08

FT PCT, MIN. 8 MADE

1.000 (11-11)	Seth Allen vs. Virginia Tech (2nd)	3/10/16
1.000 (9-9)	Landers Nolley II at Virginia Tech (2nd) ..	2/19/20
1.000 (9-9)	Marquise Reed vs. Clemson (2nd) ..	2/13/19
1.000 (8-8)	Al-Amir Dawes vs. Clemson (2nd)	3/11/20
1.000 (8-8)	C.J. Harris at Wake Forest (2nd)	2/9/11
1.000 (8-8)	Luke Loucks vs. Florida State (2nd) ..	3/9/12
1.000 (8-8)	Tyler Hansbrough at N. Carolina (1st) ..	1/17/09
1.000 (8-8)	Tyrese Rice vs. Boston College (2nd) ..	2/7/07
1.000 (8-8)	Tyler Hansbrough at N. Carolina (1st) ..	1/14/06

REBOUNDS

13	Gani Lawal vs. Georgia Tech (2nd)	2/10/10
12	Tulio Da Silva vs. Missouri State (2nd)	11/21/19
11	Dionte Ferguson vs. South Alabama (2nd) ..	11/28/14
11	Nnanna Egwu vs. Illinois (2nd)	3/24/13
11	Geoff McDermott vs. Providence (2nd)	11/18/07

ASSISTS

8	Kris Dunn vs. Providence (2nd)	12/22/14
8	Kendall Marshall vs. North Carolina (2nd) ..	3/11/11
8	Tyrese Rice at Boston College (1st)	1/16/07

STEALS

5	Nickeil Alexander-Walker vs. Virginia Tech (2nd) ..	1/30/19
5	James Daniel vs. Howard (1st)	11/14/14
5	Jeremy Chappell vs. Robert Morris (2nd) ..	12/14/08
4	Jose Alvarado at Georgia Tech (1st)	2/29/20
4	Tre Jones at Duke (1st)	3/2/19
4	Levi Randolph vs. Alabama (1st)	3/21/15
4	Chris Jones vs. Louisville (2nd)	2/3/15
4	Madison Jones at Wake Forest (2nd)	2/23/13
4	David Williams vs. UNCG (2nd)	1/2/12
4	Mike Coburn at Rutgers (1st)	11/21/10
4	Al Nolen vs. Minnesota (1st)	12/2/09
4	Tony Bethel vs. NC State (1st)	2/8/06

BLOCKED SHOTS

6	Jarvis Varnado at Mississippi State (1st)	12/13/07
6	Stephane Lasme at Massachusetts (2nd)	1/2/07
6	Cedric Simmons at NC State (1st)	12/18/05



TEAM RECORDS - NCAA TOURNAMENT

POINTS SCORED

80	vs. Missouri	3/14/02
79	vs. Buffalo	3/17/16
78	vs. Pacific	3/22/13
78	vs. St. Mary's	3/21/08
75	vs. Lafayette	3/12/99
75	vs. Arkansas	3/17/00
75	vs. Ohio State	3/19/00

FIELD GOALS MADE

28	vs. St. Mary's	3/21/08
27	vs. Lafayette	3/12/99
26	vs. Ohio State	3/19/00
25	vs. Purdue	3/14/99
25	vs. Villanova	3/24/16
25	vs. Loyola Chicago	3/15/18

FIELD GOAL ATTEMPTS

76	vs. Purdue	3/14/99
68	vs. Missouri	3/14/02
63	vs. Marquette	3/28/13
63	vs. St. Mary's	3/21/08
61	vs. UCLA	3/13/98

FIELD GOAL PERCENTAGE

.553 (21-38)	vs. Wichita State	3/19/16
.532 (25-47)	vs. Villanova	3/24/16
.510 (26-51)	vs. Ohio State	3/19/00
.510 (25-49)	vs. Loyola Chicago	3/15/18
.482 (27-56)	vs. Lafayette	3/12/99

3-POINT FIELD GOALS MADE

12	vs. Pacific	3/22/13
10	vs. Villanova	3/24/16
10	vs. Lafayette	3/12/99
10	vs. Tulsa	3/24/00
9	vs. Illinois	3/24/13
9	vs. Texas	3/23/08

3-POINT FIELD GOALS ATTEMPTED

26	vs. Marquette	3/28/13
25	vs. Illinois	3/24/13
23	vs. Missouri	3/14/02
22	vs. Pacific	3/22/13
22	vs. Texas	3/23/08

3-POINT FIELD GOAL PERCENTAGE

.625 (10-16)	vs. Lafayette	3/12/99
.588 (10-17)	vs. Villanova	3/24/16
.588 (10-17)	vs. Tulsa	3/24/00
.583 (7-12)	vs. Wichita State	3/19/16
.583 (7-12)	vs. Arkansas	3/17/00

FREE THROWS MADE

28	vs. Missouri	3/14/02
26	vs. Buffalo	3/17/16
22	vs. Arkansas	3/17/00
19	vs. Texas	3/23/08
18	vs. Pacific	3/22/13

FREE THROWS ATTEMPTED

35	vs. Missouri	3/14/02
34	vs. Buffalo	3/17/16
32	vs. Arkansas	3/17/00
23	vs. Wichita State	3/19/16
22	vs. Texas	3/23/08

FREE-THROW PERCENTAGE

.895 (17-19)	vs. Ohio State	3/19/00
.864 (19-22)	vs. Texas	3/23/08
.857 (18-21)	vs. Pacific	3/22/13
.810 (17-21)	vs. St. Mary's	3/21/08
.800 (12-15)	vs. Purdue	3/14/99
.800 (28-35)	vs. Missouri	3/14/02

REBOUNDS

47	vs. Lafayette	3/12/99
47	vs. St. Mary's	3/21/08
45	vs. Purdue	3/14/99
44	vs. Buffalo	3/17/16
44	vs. UCLA	3/13/98

ASSISTS

20	vs. Lafayette	3/12/99
19	vs. Ohio State	3/19/00
17	vs. Arkansas	3/17/00
14	vs. St. Mary's	3/21/08
13	vs. UCLA	3/13/98

STEALS

12	vs. UCLA	3/13/98
10	vs. Wichita State	3/19/16
10	vs. Lafayette	3/12/99
9	vs. Michigan State	3/17/17
8	vs. Purdue	3/14/99
8	vs. Tulsa	3/24/00

BLOCKED SHOTS

9	vs. Lafayette	3/12/99
7	vs. Loyola Chicago	3/15/18
6	vs. Buffalo	3/17/16
4	vs. Wichita State	3/19/16
4	vs. Pacific	3/22/13
4	vs. Missouri	3/14/02
4	vs. St. Mary's	3/21/08

INDIVIDUAL GAME RECORDS - NCAA TOURNAMENT

POINTS SCORED

38	Jack McClinton vs. St. Mary's.....	3/21/08
31	Johnny Hemsley vs. Lafayette.....	3/12/99
28	Angel Rodriguez vs. Wichita State.....	3/19/16
26	Sheldon McClellan vs. Villanova.....	3/24/16
24	Angel Rodriguez vs. Buffalo.....	3/17/16
24	Johnny Hemsley vs. Ohio State.....	3/19/00

FIELD GOALS MADE

12	Jack McClinton vs. St. Mary's.....	3/21/08
10	Johnny Hemsley vs. Lafayette.....	3/12/99
9	Angel Rodriguez vs. Wichita State.....	3/19/16
9	Johnny Hemsley vs. Ohio State.....	3/19/00
8	Sheldon McClellan vs. Villanova.....	3/24/16

FIELD GOALS ATTEMPTS

21	Tim James vs. Purdue.....	3/14/99
19	Jack McClinton vs. St. Mary's.....	3/21/08
17	Johnny Hemsley vs. UCLA.....	3/13/98
16	Johnny Hemsley vs. Ohio State.....	3/19/00
15	Angel Rodriguez vs. Buffalo.....	3/17/16
15	Johnny Hemsley vs. Lafayette.....	3/12/99
15	Mario Bland vs. Tulsa.....	3/24/00
15	Darius Rice vs. Missouri.....	3/14/02

FIELD GOAL PERCENTAGE, MIN. 6 MADE

.818 (9-11)	Angel Rodriguez vs. Wichita St.	3/19/16
.750 (9-12)	Johnny Hemsley vs. Lafayette.....	3/12/99
.750 (6-8)	Mario Bland vs. UCLA.....	3/13/98
.750 (6-8)	John Salmons vs. Arkansas.....	3/17/00
.667 (8-12)	Sheldon McClellan vs. Villanova ...	3/24/16
.667(6-9)	Tim James vs. UCLA.....	3/13/98

3-POINT FIELD GOALS MADE

9	Johnny Hemsley vs. Lafayette.....	3/12/99
5	Sheldon McClellan vs. Villanova.....	3/24/16
5	Rion Brown vs. Illinois.....	3/24/13
5	Durand Scott vs. Pacific.....	3/22/13
5	Johnny Hemsley vs. Arkansas.....	3/17/00

3-POINT FIELD GOALS ATTEMPTS

12	Johnny Hemsley vs. Lafayette.....	3/12/99
10	Rion Brown vs. Illinois.....	3/24/13
10	Johnny Hemsley vs. Arkansas.....	3/17/00
10	Jack McClinton vs. Texas.....	3/23/08
9	Johnny Hemsley vs. Ohio State.....	3/19/00
9	Marcus Barnes vs. Missouri.....	3/14/02

3-POINT FIELD GOAL PERCENTAGE, MIN. 5 MADE

.750 (9-12)	Johnny Hemsley vs. Lafayette.....	3/12/99
.714 (5-7)	Sheldon McClellan vs. Villanova ...	3/24/16
.625 (5-8)	Durand Scott vs. Pacific.....	3/22/13
.500 (5-10)	Rion Brown vs. Illinois.....	3/24/13
.500 (5-10)	Johnny Hemsley vs. Arkansas.....	3/17/00

FREE THROWS MADE

11	Jack McClinton vs. St. Mary's.....	3/21/08
10	Sheldon McClellan vs. Buffalo.....	3/17/16
10	Darius Rice vs. Missouri.....	3/14/02
9	Angel Rodriguez vs. Buffalo.....	3/17/16
7	Angel Rodriguez vs. Wichita State.....	3/19/16

FREE-THROW ATTEMPTS

13	Sheldon McClellan vs. Buffalo.....	3/17/16
11	Angel Rodriguez vs. Buffalo.....	3/17/16
11	Jack McClinton vs. St. Mary's.....	3/21/08
11	Darius Rice vs. Missouri.....	3/14/02
10	Mario Bland vs. UCLA.....	3/13/98

FREE-THROW PERCENTAGE, MIN. 5 MADE

1.000 (11-11)	Jack McClinton vs. St. Mary's.....	3/21/08
1.000 (6-6)	Elton Tyler vs. Ohio State.....	3/19/00
1.000 (6-6)	John Salmons vs. Ohio State.....	3/19/00
1.000 (5-5)	Shane Larkin vs. Pacific.....	3/22/13
.909 (10-11)	Darius Rice vs. Missouri.....	3/14/02

REBOUNDS

13	Kamari Murphy vs. Buffalo.....	3/17/16
12	Davon Reed vs. Buffalo.....	3/17/16
11	Johnny Hemsley vs. UCLA.....	3/13/98
11	Mario Bland vs. Purdue.....	3/14/99
11	Mario Bland vs. Ohio State.....	3/19/00

ASSISTS

9	Shane Larkin vs. Pacific.....	3/22/13
8	Angel Rodriguez vs. Buffalo.....	3/17/16
8	Vernon Jennings vs. Lafayette.....	3/12/99
8	Vernon Jennings vs. Arkansas.....	3/17/00
7	Vernon Jennings vs. UCLA.....	3/13/98
7	Vernon Jennings vs. Tulsa.....	3/24/00

STEALS

4	Angel Rodriguez vs. Wichita State.....	3/19/16
4	Kevin Norris vs. UCLA.....	3/13/98
4	Johnny Hemsley vs. Lafayette.....	3/12/99
3	Bruce Brown vs. Michigan State.....	3/17/17
3	Ja'Quan Newton vs. Michigan State.....	3/17/17
3	Shane Larkin vs. Pacific.....	3/22/13
3	Vernon Jennings vs. Tulsa.....	3/24/00
3	Vernon Jennings vs. Ohio State.....	3/19/00
3	Vernon Jennings vs. Purdue.....	3/14/99
3	John Salmons vs. Lafayette.....	3/12/99
3	Johnny Hemsley vs. UCLA.....	3/13/98

BLOCKED SHOTS

4	Kamari Murphy vs. Buffalo.....	3/17/16
3	John Salmons vs. Lafayette.....	3/12/99
3	Jimmy Graham vs. Texas.....	3/23/08



INDIVIDUAL CAREER RECORDS - NCAA TOURNAMENT

POINTS SCORED (GAMES), YEARS IN NCAA

114	Johnny Hemsley (6), 1998, 1999, 2000
75	Mario Bland (6), 1998, 1999, 2000
70	John Salmons (6), 1999, 2000, 2002
65	Angel Rodriguez (3), 2016
64	Sheldon McClellan (3), 2016

FIELD GOALS MADE

38	Johnny Hemsley (6), 1998, 1999, 2000
26	John Salmons (6), 1999, 2000, 2002
25	Mario Bland (6), 1998, 1999, 2000
20	Angel Rodriguez (3), 2016
19	Elton Tyler (7), 1998, 1999, 2000, 2002

FIELD GOAL ATTEMPTS

85	Johnny Hemsley (6), 1998, 1999, 2000
54	Mario Bland (6), 1998, 1999, 2000
49	Elton Tyler (7), 1998, 1999, 2000, 2002
48	John Salmons (6), 1999, 2000, 2002
38	Tim James (3), 1998, 1999

FIELD GOAL PERCENTAGE, MIN. 10 MADE

.545 (18-33)	Sheldon McClellan (3), 2016
.542 (26-48)	John Salmons (6), 1999, 2000, 2002
.541 (20-37)	Angel Rodriguez (3), 2016
.515 (17-33)	Jack McClinton (2), 2008
.484 (16-33)	Davon Reed (4), 2016, 2017

3-POINT FIELD GOALS MADE

23	Johnny Hemsley (6), 1998, 1999, 2000
9	Angel Rodriguez (3), 2016
9	Rion Brown (3), 2013
7	Sheldon McClellan (3), 2016
7	Jack McClinton (2), 2008

3-POINT FIELD GOALS ATTEMPTS

47	Johnny Hemsley (6), 1998, 1999, 2000
21	Rion Brown (3), 2013
16	Shane Larkin (3), 2013
16	Jack McClinton (2), 2008
15	Davon Reed (4), 2016, 2017
15	Angel Rodriguez (3), 2016
15	Trey McKinney Jones (3), 2013

3-POINT FIELD GOAL PERCENTAGE, MIN. 6 MADE

.600 (9-15)	Angel Rodriguez (3), 2016
.538 (7-13)	Sheldon McClellan (3), 2016
.489 (23-47)	Johnny Hemsley (6), 1998, '99, 2000
.462 (6-13)	Durand Scott (3), 2013
.438 (7-16)	Jack McClinton (2), 2008

FREE THROWS MADE

23	Mario Bland (6), 1998, 1999, 2000
21	Sheldon McClellan (3), 2016
18	Elton Tyler (7), 1998, 1999, 2000, 2002
16	Angel Rodriguez (3), 2016
15	Johnny Hemsley (6), 1998, 1999, 2000
15	Jack McClinton (2), 2008

FREE THROWS ATTEMPTS

34	Mario Bland (6), 1998, 1999, 2000
27	Sheldon McClellan (3), 2016
22	Elton Tyler (7), 1998, 1999, 2000, 2002
19	Angel Rodriguez (3), 2016
19	Johnny Hemsley (6), 1998, 1999, 2000

FREE-THROW PERCENTAGE, MIN. 9 MADE

1.000 (15-15)	Jack McClinton (2), 2008
.909 (10-11)	Darius Rice (1), 2002
.900 (9-10)	Johnny Hemsley (6), 1998, '99, 2000
.900 (9-10)	Durand Scott (3), 2013
.846 (11-13)	Ja'Quan Newton (5), 2016, '17, '18

REBOUNDS

50	Mario Bland (6), 1998, 1999, 2000
36	Elton Tyler (7), 1998, 1999, 2000, 2002
31	John Salmons (6), 1999, 2000, 2002
30	Johnny Hemsley (6), 1998, 1999, 2000
27	Vernon Jennings (6), 1998, 1999, 2000

ASSISTS

39	Vernon Jennings (6), 1998, 1999, 2000
18	Shane Larkin (3), 2013
17	Angel Rodriguez (3), 2016
17	John Salmons (6), 1999, 2000, 2002
12	Mario Bland (6), 1998, 1999, 2000

STEALS

11	Vernon Jennings (6), 1998, 1999, 2000
9	Angel Rodriguez (3), 2016
9	Johnny Hemsley (6), 1998, 1999, 2000
6	John Salmons (6), 1999, 2000, 2002
5	Ja'Quan Newton (5), 2016, 2017, 2018
5	Shane Larkin (3), 2013
5	Elton Tyler (7), 1998, 1999, 2000, 2002

BLOCKED SHOTS

7	John Salmons (6), 1999, 2000, 2002
6	Kamari Murphy (3), 2016
5	Tim James (3), 1998, 1999
5	Jimmy Graham (2), 2008
4	Julian Gamble (3), 2013

OPPONENT TEAM RECORDS - NCAA TOURNAMENT

POINTS SCORED

93	Missouri	3/14/02
92	Villanova	3/24/16
80	Tulsa	3/24/00
78	Michigan State	3/17/17
75	Texas	3/23/08
73	Purdue	3/14/99

FIELD GOALS MADE

32	Villanova	3/24/16
30	Michigan State	3/17/17
27	Marquette	3/28/13
26	Tulsa	3/24/00
26	Missouri	3/14/02
26	Loyola Chicago	3/15/18

FIELD GOAL ATTEMPTS

61	Illinois 3/24/13	
61	Missouri	3/14/02
60	Lafayette	3/12/99

FIELD GOAL PERCENTAGE

.627 (32-51)	Villanova	3/24/16
.579 (22-38)	Purdue	3/14/99
.566 (30-53)	Michigan State	3/17/17
.540 (27-50)	Marquette	3/28/13
.473 (26-55)	Loyola Chicago	3/15/18
.464 (26-56)	Tulsa	3/24/00

3-POINT FIELD GOALS MADE

13	Texas	3/28/08
10	Villanova	3/24/16
10	Buffalo	3/17/16
9	Pacific 3/22/13	
9	Arkansas	3/17/00

3-POINT FIELD GOAL ATTEMPTS

27	Illinois 3/24/13	
26	Buffalo	3/17/16
26	Pacific 3/22/13	
26	Lafayette	3/12/99
26	Arkansas	3/17/00
26	Texas	3/23/08

3-POINT FIELD GOAL PERCENTAGE

.667 (10-15)	Villanova	3/24/16
.500 (3-6)	Marquette	3/28/13
.500 (13-26)	Texas	3/23/08
.412 (7-17)	Missouri	3/14/02
.385 (10-26)	Buffalo	3/17/16
.385 (5-13)	Purdue	3/14/99

FREE THROWS MADE

34	Missouri	3/14/02
24	Purdue	3/14/99
24	Tulsa	3/24/00
18	Villanova	3/24/16
18	Ohio State	3/19/00

FREE-THROW ATTEMPTS

43	Missouri	3/14/02
37	Purdue	3/14/99
37	Tulsa	3/24/00
26	Ohio State	3/19/00
25	UCLA	3/13/98

FREE-THROW PERCENTAGE

.947 (18-19)	Villanova	3/24/16
.857 (12-14)	Michigan State	3/17/17
.857 (6-7)	Illinois	3/24/13
.791 (34-43)	Missouri	3/14/02
.737 (14-19)	Marquette	3/28/13
.692 (18-26)	Ohio State	3/19/00

REBOUNDS

48	Missouri	3/14/02
41	Tulsa	3/24/00
41	Texas	3/23/08
38	Illinois 3/24/13	
36	Michigan State	3/17/17
36	Marquette	3/28/13

ASSISTS

19	Loyola Chicago	3/15/18
18	Michigan State	3/17/17
18	Purdue	3/14/99
17	Villanova	3/24/16
17	Missouri	3/14/02
17	Texas	3/23/08

STEALS

13	UCLA	3/13/99
12	Lafayette	3/12/99
10	Tulsa	3/24/00
10	Wichita State	3/19/16

BLOCKED SHOTS

7	Texas	3/23/08
6	Arkansas	3/17/00
5	Purdue	3/14/99
4	UCLA	3/13/98
4	Ohio State	3/19/00
4	St. Mary's	3/21/08



INDIVIDUAL OPPONENT GAME RECORDS - NCAA TOURNAMENT

POINTS SCORED

26	A.J. Abrams, Texas	3/23/08
26	J.R. Henderson, UCLA	3/13/98
24	Patrick Mills, St. Mary's	3/21/08
21	Ryan Arcidiacono, Villanova	3/24/16
21	Kris Jenkins, Villanova	3/24/16
21	Toby Bailey, UCLA	3/13/98

FIELD GOALS MADE

11	J.R. Henderson, UCLA	3/13/98
8	Nick Ward, Michigan State	3/17/17
8	Miles Bridges, Michigan State	3/17/17
8	Kris Jenkins, Villanova	3/24/16
8	Brandon Paul, Illinois	3/24/13
8	Patrick Mills, St. Mary's	3/21/08

FIELD GOAL ATTEMPTS

21	Patrick Mills, St. Mary's	3/21/08
20	Brandon Paul, Illinois	3/24/13
17	J.R. Henderson, UCLA	3/13/98
17	Scoonie Penn, Ohio State	3/19/00

FIELD GOAL PERCENTAGE, MIN. 5 MADE

.889 (8-9)	Nick Ward, Michigan State	3/17/17
.800 (8-10)	Kris Jenkins, Villanova	3/24/16
.750 (6-8)	Greg McQuay, Purdue	3/14/99
.714 (5-7)	Davante Gardner, Marquette	3/28/13
.714 (5-7)	Brian Cardinal, Purdue	3/14/99

3-POINT FIELD GOALS MADE

6	Patrick Mills, St. Mary's	3/21/08
6	A.J. Abrams, Texas	3/23/08
6	Travis Fulton, Pacific	3/22/13
5	Kris Jenkins, Villanova	3/24/16
4	Brian Cardinal, Purdue	3/14/99
4	Tyler Griffey, Illinois	3/24/13
4	Clayton Custer, Loyola Chicago	3/15/18

3-POINT FIELD GOAL ATTEMPTS

14	Patrick Mills, St. Mary's	3/21/08
10	D.J. Richardson, Illinois	3/24/13
10	Travis Fulton, Pacific	3/22/13
10	A.J. Abrams, Texas	3/23/08
9	Scoonie Penn, Ohio State	3/19/00

3-POINT FIELD GOAL PCT., MIN. 4 MADE

.833 (5-6)	Kris Jenkins, Villanova	3/24/16
.800 (4-5)	Brian Cardinal, Purdue	3/14/99
.667 (4-6)	Tyler Griffey, Illinois	3/24/13
.667 (4-6)	Nick Perkins, Buffalo	3/17/16
.667 (4-6)	Clayton Custer, Loyola Chicago	3/15/18

FREE THROWS MADE

10	Clarence Gilbert, Missouri	3/14/02
7	Toby Bailey, UCLA	3/13/98
7	Alan Eldridge, Purdue	3/14/99
7	Brandon Kurtz, Tulsa	3/24/00
6	Brian Cardinal, Purdue	3/14/99
6	A.J. Abrams, Texas	3/23/08
6	Rickey Paulding, Missouri	3/14/02

FREE-THROW ATTEMPTS

12	Brandon Kurtz, Tulsa	3/24/00
11	Clarence Gilbert, Missouri	3/14/02
10	Alan Eldridge, Purdue	3/14/99
9	J.R. Henderson, UCLA	3/13/98
9	Toby Bailey, UCLA	3/13/98

FREE-THROW PERCENTAGE, MIN. 6 MADE

1.000 (6-6)	A.J. Abrams, Texas	3/23/08
1.000 (6-6)	Rickey Paulding, Missouri	3/14/02
.909 (10-11)	Clarence Gilbert, Missouri	3/14/02
.778 (7-9)	Toby Bailey, UCLA	3/13/98
.750 (6-8)	Brian Cardinal, Purdue	3/14/99

REBOUNDS

16	Damion James, Texas	3/23/08
12	Nnanna Ekwu, Illinois	3/24/13
12	Daimon Simpson, St. Mary's	3/21/08
11	Trent Lockett, Marquette	3/28/13
11	Toby Bailey, UCLA	3/13/98
11	Travon Bryant, Missouri	3/14/02

ASSISTS

8	D.J. Augustin, Texas	3/23/08
8	Ben Richardson, Loyola Chicago	3/15/18
7	Toby Bailey, UCLA	3/13/98
7	Tony Mayfield, Purdue	3/14/99
7	Kareem Rush, Missouri	3/14/02

STEALS

4	Fred VanVleet, Wichita State	3/19/16
4	Brian Cardinal, Purdue	3/14/99
4	Scoonie Penn, Ohio State	3/19/00
4	Eric Coley, Tulsa	3/24/00
4	Toby Bailey, UCLA	3/13/98

BLOCKED SHOTS

4	Alonzo Lane, Arkansas	3/17/00
4	Ken Johnson, Ohio State	3/19/00
3	Derrick Wilson, Marquette	3/28/13
3	Colin Beatty, Pacific	3/22/13
3	Diamon Simpson, St. Mary's	3/21/08
3	Damion James, Texas	3/23/08
3	Connor Atchley, Texas	3/23/08
3	Eric Coley, Tulsa	3/24/00

RECORDS

TEAM RECORDS - NIT

POINTS

96	vs. Providence	3/19/63
85	vs. Florida Atlantic.....	3/16/11
81	vs. Missouri State	3/21/11
LOW:		
53	vs. Creighton.....	3/20/06

FIELD GOALS MADE

41	vs. Providence	3/19/63
30	vs. Florida Atlantic.....	3/16/11
30	vs. St. Francis (N.Y.)	3/16/63
LOW:		
19	at Richmond.....	3/24/15

FIELD GOALS ATTEMPTS

94	vs. Providence	3/19/63
63	vs. St. Joseph's (Pa.).....	3/12/64
LOW:		
44	NC Central	3/17/15
44	vs. Creighton.....	3/20/06

FIELD GOAL PERCENTAGE

.600 (30-50)	vs. Florida Atlantic.....	3/16/11
.500 (26-52)	vs. Missouri State	3/21/11
.500 (22-44)	NC Central	3/17/15
LOW:		
.311 (19-61)	at Richmond.....	3/24/15

THREE-POINT FG MADE*

13	vs. South Carolina	3/15/05
10	vs. Valparaiso	3/14/12
10	vs. Providence	3/18/09
LOW:		
2	at Richmond.....	3/24/15
2	vs. Alabama	3/23/11

THREE-POINT FG ATTEMPTS*

27	vs. Providence	3/18/09
27	vs. South Carolina	3/15/05
25	vs. Minnesota.....	3/19/12
25	vs. Florida	3/20/09
25	vs. Penn State	3/15/95
LOW:		
12	vs. Michigan.....	3/13/97

3-POINT FIELD GOAL PERCENTAGE

.500 (8-16)	NC Central	3/17/15
.481 (13-27)	vs. South Carolina	3/15/05
.455 (10-22)	vs. Valparaiso	3/14/12
LOW:		
.125 (2-16)	at Richmond.....	3/24/15

FREE THROWS MADE

30	vs. St. Joseph's (Pa.).....	3/12/64
23	at Richmond.....	3/24/15
23	NC Central	3/17/15
LOW:		
4	vs. Valparaiso	3/14/12

FREE THROWS ATTEMPTED

40	vs. St. Joseph's (Pa.).....	3/12/64
28	at Richmond.....	3/24/15
27	Alabama.....	3/21/15
LOW:		
6	vs. Valparaiso	3/14/12
6	vs. Michigan.....	3/22/06

FREE-THROW PERCENTAGE

.920 (23-25)	NC Central.....	3/17/15
.875 (21-24)	vs. Missouri State	3/21/11
.857 (18-21)	vs. Providence	3/18/09
LOW:		
.583 (7-12)	vs. Florida	3/20/09

REBOUNDS

55	vs. Providence	3/19/63
47	at Richmond.....	3/24/15
45	vs. Temple.....	3/31/15
LOW:		
15	vs. St. Joseph's (Pa.).....	3/12/64

ASSISTS**

16	vs. Valparaiso	3/14/12
16	vs. Providence	3/18/09
15	Alabama.....	3/21/15
15	vs. Auburn.....	3/14/01
LOW:		
3	vs. St. Joseph's (Pa.).....	3/12/64

STEALS*

14	vs. Oklahoma State	3/15/06
11	vs. Auburn.....	3/14/01
9	vs. Minnesota.....	3/19/12
LOW:		
1	vs. Florida Atlantic.....	3/16/11

TURNOVERS*

19	vs. Alabama	3/23/11
19	vs. Providence	3/18/09
18	vs. Penn State	3/15/95
LOW:		
7	at Richmond.....	3/24/15
7	vs. Florida Atlantic.....	3/16/11
7	vs. South Carolina	3/15/05

BLOCKED SHOTS*

8	vs. Stanford.....	4/2/15
8	vs. Temple.....	3/31/15
5	vs. Missouri State	3/21/11
5	vs. Michigan.....	3/22/06
LOW:		
0	at Richmond.....	3/24/15
0	vs. Alabama	3/23/11

FOULS

26	vs. Penn State	3/15/95
23	vs. Providence	3/19/63
21	vs. Florida Atlantic.....	3/16/11
21	vs. Providence	3/18/09
21	vs. St. Joseph's (Pa.).....	3/12/64
LOW:		
9	vs. Valparaiso	3/14/12

* Stats not kept in 1963 or 1964

**Stats begin in 1964

NIT ALL-TOURNAMENT TEAM

2014
Sheldon McClellan
Davon Reed



INDIVIDUAL GAME RECORDS - NIT

POINTS SCORED

35	Rick Barry vs. St. Joseph's (Pa.)	3/12/64
29	Mike McCoy vs. St. Francis (N.Y.)	3/16/63
25	Clifton Clark vs. Michigan	3/13/97
25	Jack McClinton vs. Providence	3/18/09
23	Robert Hite vs. South Carolina	3/15/05
23	Malcolm Grant vs. Florida Atlantic	3/16/11

FIELD GOALS MADE

13	Mike McCoy vs. St. Francis (N.Y.)	3/16/63
11	Clifton Clark vs. Michigan	3/13/97
9	Jack McClinton vs. Providence	3/18/09
8	Carl Stavreti vs. Providence	3/19/63
8	Ken Allen vs. Providence	3/19/63
8	Rick Barry vs. St. Joseph's (Pa.)	3/12/64
8	Guillermo Diaz vs. South Carolina	3/15/05
8	Robert Hite vs. South Carolina	3/15/05
8	Guillermo Diaz vs. Michigan	3/22/06

FIELD GOALS ATTEMPTS

24	Mike McCoy vs. St. Francis (N.Y.)	3/16/63
21	Clifton Clark vs. Michigan	3/13/97
21	Jack McClinton vs. Providence	3/18/09
20	Robert Hite vs. Oklahoma State	3/15/06
19	Ken Allen vs. Providence	3/19/63
19	Robert Hite vs. South Carolina	3/15/05

FIELD GOAL PERCENTAGE, MIN. 5 MADE

.750 (6-8)	Reggie Johnson vs. Alabama	3/23/11
.714 (5-7)	Raymond Hicks vs. Michigan	3/22/06
.700 (7-10)	Reggie Johnson vs. FAU	3/16/11
.667 (6-9)	Dwayne Collins vs. Florida	3/20/09
.667 (6-9)	Constantin Popa vs. Penn State	3/15/95

3-POINT FIELD GOALS MADE

7	Jack McClinton vs. Providence	3/18/09
5	Robert Hite vs. South Carolina	3/15/05
4	Guillermo Diaz vs. South Carolina	3/15/05
4	Anthony Harris vs. South Carolina	3/15/05
4	Robert Hite vs. Creighton	3/20/06
4	Guillermo Diaz vs. Michigan	3/22/06
4	Adrian Thomas vs. Missouri State	3/21/11
4	Rion Brown vs. Valparaiso	3/14/12

3-POINT FG ATTEMPTS

14	Jack McClinton vs. Providence	3/18/09
10	Guillermo Diaz vs. South Carolina	3/15/05
10	Robert Hite vs. South Carolina	3/15/05
10	Guillermo Diaz vs. Michigan	3/22/06
9	Steven Edwards vs. Penn State	3/15/95
9	Jack McClinton vs. Florida	3/20/09
9	Adrian Thomas vs. Missouri State	3/21/11

3-POINT FG PERCENTAGE, MIN. 4 MADE

.571 (4-7)	Rion Brown vs. Valparaiso	3/14/12
.571 (4-7)	Anthony Harris vs. So. Carolina	3/15/05
.500 (7-14)	Jack McClinton vs. Providence	3/18/09
.500 (5-10)	Robert Hite vs. South Carolina	3/15/05
.500 (4-8)	Robert Hite vs. Creighton	3/20/06
.444 (4-9)	Adrian Thomas vs. Missouri State	3/21/11

FREE THROWS MADE

19	Rick Barry vs. St. Joseph's (Pa.)	3/12/64
10	Manu Lecomte vs. NC Central	3/17/15
10	Durand Scott vs. Florida Atlantic	3/16/11
9	Davon Reed vs. Alabama	3/21/15
8	Davon Reed at Richmond	3/24/15
8	Guillermo Diaz vs. Oklahoma State	3/15/06
8	Malcolm Grant vs. Florida Atlantic	3/16/11

FREE THROWS ATTEMPTED

22	Rick Barry vs. St. Joseph's (Pa.)	3/12/64
14	Davon Reed vs. Alabama	3/21/15
11	Davon Reed at Richmond	3/24/15
11	Manu Lecomte vs. NC Central	3/17/15
11	Malcolm Grant vs. Florida Atlantic	3/16/11

FREE-THROW PERCENTAGE, MIN. 6 MADE

1.000 (10-10)	Durand Scott vs. FAU	3/16/11
1.000 (6-6)	Manu Lecomte vs. Alabama	3/21/15
1.000 (6-6)	Reggie Johnson vs. Minnesota	3/19/12
90.9 (10-11)	Manu Lecomte vs. NC Central	3/17/15
.875 (7-8)	Durand Scott vs. Alabama	3/23/11
.864 (19-22)	Rick Barry vs. St. Joseph's (Pa.)	3/12/64

REBOUNDS

20	Jack Spisak vs. Providence	3/19/63
20	Rick Barry vs. St. Joseph's (Pa.)	3/12/64
20	Reggie Johnson vs. Florida Atlantic	3/16/11
15	James Jones vs. Auburn	3/14/01
13	Jack Spisak vs. St. Francis (N.Y.)	3/16/63

ASSISTS

6	Davon Reed vs. NC Central	3/17/15
5	Vernon Jennings vs. Georgetown	3/6/97
5	Michael Simmons vs. Auburn	3/14/01
5	Guillermo Diaz vs. South Carolina	3/15/05
5	Denis Clemente vs. Oklahoma State	3/15/06
5	Guillermo Diaz vs. Creighton	3/20/06
5	James Dews vs. Providence	3/18/09

STEALS

6	John Salmons vs. Auburn	3/14/01
4	Robert Hite vs. Oklahoma State	3/15/06
3	DeQuan Jones vs. Minnesota	3/19/12
3	Kevin Norris vs. Michigan	3/13/97
3	Anthony King vs. Oklahoma State	3/15/06
3	Gary Hamilton vs. Oklahoma State	3/15/06
3	Guillermo Diaz vs. Oklahoma State	3/15/06
3	Adrian Thomas vs. Florida	3/20/09
3	DeQuan Jones vs. Alabama	3/23/11

BLOCKED SHOTS

4	Anthony King vs. Michigan	3/22/06
3	Omar Sherman vs. Stanford	4/2/15
3	Davon Reed vs. Temple	3/31/15
3	Anthony King vs. South Carolina	3/15/05
3	DeQuan Jones vs. Missouri State	3/21/11
3	Reggie Johnson vs. Valparaiso	3/14/12

RECORDS

INDIVIDUAL CAREER RECORDS - NIT

POINTS SCORED (GAMES)

73	Robert Hite (4)	2005, 2006
68	Guillermo Diaz (4)	2005, 2006
66	Sheldon McClellan (5)	2015
58	Durand Scott (3)	2011
58	Rick Barry (3)	1963, 1964

FIELD GOALS MADE

27	Robert Hite (4)	2005, 2006
24	Guillermo Diaz (4)	2005, 2006
23	Reggie Johnson (5)	2011, 2012
21	Sheldon McClellan (5)	2015
20	Mike McCoy (2)	1963

FIELD GOAL ATTEMPTS

67	Robert Hite (4)	2005, 2006
55	Guillermo Diaz (4)	2005, 2006
53	Sheldon McClellan (5)	2015
41	Rick Barry (3)	1963, 1964
38	Reggie Johnson (5)	2011, 2012
38	Malcolm Grant (5)	2011, 2012

FIELD GOAL PERCENTAGE, MIN. 9 MADE

.818 (9-11)	Julian Gamble (5)	2009, 2011
.605 (23-38)	Reggie Johnson (5)	2011, 2012
.555 (10-18)	DeQuan Jones (7)	2009, 2011, 2012
.541 (20-37)	Mike McCoy (2)	1963
.523 (11-21)	Clifton Clark (1)	1997

3-POINT FIELD GOALS MADE

14	Robert Hite (4)	2005, 2006
10	Guillermo Diaz (4)	2005, 2006
10	Jack McClinton (2)	2009
8	Adrian Thomas (6)	2006, 2009, 2011
7	Deandre Burnett (5)	2015
7	Rion Brown (5)	2011, 2012
7	Malcolm Grant (5)	2011, 2012

3-POINT FIELD GOALS ATTEMPTED

33	Robert Hite (4)	2005, 2006
28	Adrian Thomas (6)	2006, 2009, 2011
27	Guillermo Diaz (4)	2005, 2006
24	Malcolm Grant (5)	2011, 2012
23	Jack McClinton (2)	2009

3-POINT FIELD GOAL PCT, MIN. 4 MADE

.435 (10-23)	Jack McClinton (2)	2009
.424 (14-33)	Robert Hite (4)	2005, 2006
.417 (5-12)	Anthony Harris (3)	2006
.370 (10-27)	Guillermo Diaz (4)	2005, 2006
.350 (7-20)	Deandre Burnett (5)	2015
.350 (7-20)	Rion Brown (5)	2011, 2012

FREE THROWS MADE

26	Davon Reed (5)	2015
24	Rick Barry (3)	1963, 1964
23	Durand Scott (3)	2011
19	Manu Lecomte (5)	2015
18	Sheldon McClellan (5)	2015

FREE THROWS ATTEMPTED

37	Davon Reed (5)	2015
31	Rick Barry (3)	1963, 1964
26	Durand Scott (3)	2011
22	Rick Barry (1)	1964
21	Manu Lecomte (5)	2015

FREE-THROW PERCENTAGE, MIN. 10 MADE

.909 (10-11)	Reggie Johnson (5)	2011, 2012
.905 (19-21)	Manu Lecomte (5)	2015
.900 (18-20)	Sheldon McClellan (5)	2015
.885 (23-26)	Durand Scott (3)	2011
.774 (24-31)	Rick Barry (3)	1963, 1964

REBOUNDS

49	Reggie Johnson (5)	2011, 2012
38	Rick Barry (3)	1963, 1964
35	Davon Reed (5)	2015
33	Jack Spisak (2)	1963
30	Tonye Jekiri (4)	2015

ASSISTS

19	Davon Reed (5)	2015
14	Guillermo Diaz (4)	2005, 2006
10	Durand Scott (3)	2011
10	Malcolm Grant (5)	2011, 2012
8	Ja'Quan Newton (5)	2015
8	Reggie Johnson (5)	2011, 2012
8	Denis Clemente (3)	2006

STEALS

8	DeQuan Jones, (7)	2009, 2011, 2012
6	John Salmons (1)	2001
6	Guillermo Diaz (4)	2005, 2006
6	Anthony King (3)	2006
6	Gary Hamilton (3)	2006

BLOCKED SHOTS

10	Anthony King (3)	2006
5	Davon Reed (5)	2015
5	Omar Sherman (5)	2015
5	Reggie Johnson (5)	2011, 2012
4	Ivan Cruz Uceda (5)	2015
4	DeQuan Jones (7)	2009, 2011, 2012



OPPONENT TEAM RECORDS - NIT

POINTS

106	Providence	3/19/63
86	St. Joseph's (Pa.)	3/12/64
79	Alabama	3/23/11

LOW:

50	Valparaiso	3/14/12
----	------------	---------

FIELD GOALS MADE

39	Providence	3/19/63
37	St. Joseph's (Pa.)	3/12/64
30	Alabama	3/23/11

LOW:

17	Penn State	3/15/95
----	------------	---------

FIELD GOALS ATTEMPTS

85	Providence	3/19/63
75	St. Joseph's (Pa.)	3/12/64
66	vs. Stanford	4/2/15
66	Missouri State	3/21/11

LOW:

45	Oklahoma State	3/15/06
----	----------------	---------

FIELD GOAL PERCENTAGE

.596 (28-47)	Michigan	3/13/97
.583 (28-48)	Minnesota	3/19/12
.545 (30-55)	Alabama	3/23/11

LOW:

.302 (19-63)	vs. Temple	3/31/15
--------------	------------	---------

THREE-POINT FG MADE*

13	Missouri State	3/21/11
10	Florida	3/20/09
8	NC Central	3/17/15
8	Providence	3/18/09
8	Michigan	3/22/06
8	Creighton	3/20/06

LOW:

2	vs. Temple	3/31/15
---	------------	---------

THREE-POINT FG ATTEMPTS*

29	Missouri State	3/21/11
27	Alabama	3/21/15
27	Valparaiso	3/14/12
27	Florida	3/20/09
27	Providence	3/18/09
27	Creighton	3/20/06

LOW:

12	Michigan	3/13/97
----	----------	---------

3-POINT FIELD GOAL PERCENTAGE, MIN. 4 MADE

.533 (8-15)	Michigan	3/22/06
.500 (6-12)	Michigan	3/13/97
.471 (8-17)	NC Central	3/17/15

LOW:

.105 (2-19)	vs. Temple	3/31/15
-------------	------------	---------

FREE THROWS MADE

28	Providence	3/19/63
24	Penn State	3/15/95
21	Michigan	3/22/06

LOW:

6	Creighton	3/20/06
---	-----------	---------

FREE THROWS ATTEMPTED

34	Providence	3/19/63
29	Penn State	3/15/95
27	Providence	3/18/09

LOW:

8	Creighton	3/20/06
---	-----------	---------

FREE-THROW PERCENTAGE

.955 (21-22)	Michigan	3/22/06
.842 (16-19)	Minnesota	3/19/12
.828 (24-29)	Penn State	3/15/95

LOW:

.556 (10-18)	South Carolina	3/15/05
--------------	----------------	---------

REBOUNDS

60	St. Joseph's (Pa.)	3/12/64
46	Providence	3/19/63
45	vs. Stanford	4/2/15

LOW:

21	NC Central	3/17/15
----	------------	---------

ASSISTS**

20	Florida	3/20/09
17	Michigan	3/13/97
15	Creighton	3/20/06

LOW:

6	FAU	3/16/11
---	-----	---------

6	St. Joseph's (Pa.)	3/12/64
---	--------------------	---------

STEALS*

13	Alabama	3/23/11
10	Auburn	3/14/01
10	Penn State	3/15/95

LOW:

2	Minnesota	3/19/12
---	-----------	---------

2	Creighton	3/20/06
---	-----------	---------

2	South Carolina	3/15/05
---	----------------	---------

TURNOVERS*

22	Oklahoma State	3/15/06
19	Auburn	3/14/01
18	Minnesota	3/19/12

LOW:

6	vs. Temple	3/31/15
---	------------	---------

6	Alabama	3/21/15
---	---------	---------

BLOCKED SHOTS*

15	Auburn	3/14/01
7	vs. Temple	3/31/15
7	Alabama	3/23/11
7	Michigan	3/13/97

LOW:

0	NC Central	3/17/15
---	------------	---------

0	Valparaiso	3/14/12
---	------------	---------

0	Florida	3/20/09
---	---------	---------

FOULS*

25	St. Joseph's (Pa.)	3/12/64
22	Alabama	3/23/11

LOW:

9	Michigan	3/22/06
---	----------	---------

9	Creighton	3/20/06
---	-----------	---------

**Stats began in 1964

*Stats not kept in 1963 or 1964

OPPONENT INDIVIDUAL GAME RECORDS - NIT

POINTS SCORED

38	Ray Flynn (Providence)	3/19/63
30	Steve Courtin (St. Joseph's, Pa.)	3/12/64
26	Jimmy Stone (Providence)	3/19/63
26	Adam Leonard (Missouri State)	3/21/11

FIELD GOALS MADE

16	Ray Flynn (Providence)	3/19/63
13	Steve Courtin (St. Joseph's, Pa.)	3/12/64
11	Jordan Parks (NC Central)	3/17/15

FIELD GOALS ATTEMPTED

26	Ray Flynn (Providence)	3/19/63
19	Jimmy Stone (Providence)	3/19/63
19	Steve Courtin (St. Joseph's, Pa.)	3/12/64

FIELD GOAL PERCENTAGE, MIN. 5 MADE

.900 (9-10)	Rodney Williams (Minnesota)	3/19/12
.857 (6-7)	John Amaechi (Penn State)	3/15/95
.846 (11-13)	Jordan Parks (NC Central)	3/17/15

3-POINT FIELD GOALS MADE

7	Adam Leonard (Missouri State)	3/21/11
4	Johnny Mathies (Creighton)	3/20/06
4	Jimmy Motz (Creighton)	3/20/06
4	Brian McKenzie (Providence)	3/18/09
4	Nick Calathes (Florida)	3/20/09
4	Kyle Weems (Missouri State)	3/21/11
4	Julian Welch (Minnesota)	3/19/12

3-POINT FIELD GOALS ATTEMPTED

11	Johnny Mathies (Creighton)	3/20/06
11	Kyle Weems (Missouri State)	3/21/11
10	Pete Lisicky (Penn State)	3/15/95

3-POINT FIELD GOAL PERCENTAGE, MIN. 4 MADE

1.000 (4-4)	Julian Welch (Minnesota)	3/19/12
.875 (7-8)	Adam Leonard (Missouri St)	3/21/11
.667 (4-6)	Jimmy Motz (Creighton)	3/20/06

FREE THROWS MADE

10	Lester Abram (Michigan)	3/22/06
9	John Amaechi (Penn State)	3/15/95
9	Weyinmi Efejuku (Providence)	3/18/09

FREE THROWS ATTEMPTED

12	Jonathan Kale (Providence)	3/18/09
10	Nimrod Hilliard (NC Central)	3/17/15
10	James Raftery (St. Francis, N.Y.)	3/16/63
10	Jimmy Stone (Providence)	3/19/63
10	John Amaechi (Penn State)	3/15/95
10	Lester Abram (Michigan)	3/22/06
10	Weyinmi Efejuku (Providence)	3/18/09

FREE-THROW PERCENTAGE, MIN. 6 MADE

1.000 (10-10)	Lester Abram (Michigan)	3/22/06
1.000 (7-7)	Obi Enechionya (Temple)	3/31/15
1.000 (6-6)	Vin Flynn (Providence)	3/19/63
1.000 (6-6)	Daniel Horton (Michigan)	3/22/06
.900 (9-10)	John Amaechi (Penn State)	3/15/95
.900 (9-10)	Weyinmi Efejuku (Providence)	3/18/09

REBOUNDS

14	Larry Hofmann (St. Joseph's, Pa.)	3/12/64
12	Anthony Brown (Stanford)	4/2/15
12	Jimmy Stone (Providence)	3/19/63
12	Alex Tyus (Florida)	3/20/09

ASSISTS

8	Travis Conlan (Michigan)	3/13/97
7	Dan Earl (Penn State)	3/15/95
7	Jamison Brewer (Auburn)	3/14/01
7	Nick Calathes (Florida)	3/20/09

STEALS

4	Jesse Morgan (Temple)	3/31/15
4	Levi Randolph (Alabama)	3/21/15
4	JaMychal Green (Alabama)	3/23/11
4	Ryan Broekhoff (Valparaiso)	3/14/12

BLOCKED SHOTS

13	Kyle Davis (Auburn)	3/14/01
5	Obi Enechionya (Temple)	3/31/15
4	Brandon Wallace (South Carolina)	3/15/05



TEAM RECORDS - ACC TOURNAMENT

POINTS SCORED

88	vs. Virginia Tech	3/10/16
87	vs. North Carolina	3/17/13
83	vs. Wake Forest	3/11/10
81	vs. NC State	3/16/13
79	vs. Wake Forest	3/12/19

FIELD GOALS MADE

30	vs. Virginia Tech	3/10/16
30	vs. North Carolina	3/17/13
30	vs. Wake Forest	3/11/10
29	vs. Boston College	3/9/07
27	vs. Wake Forest	3/12/19
27	vs. Duke	3/10/06

FIELD GOAL ATTEMPTS

70	vs. North Carolina	3/8/15
64	vs. Florida State	3/9/12
64	vs. Virginia	3/10/11
64	vs. Virginia	3/10/05
63	vs. Clemson	3/11/20
63	vs. Duke	3/10/06

FIELD GOAL PERCENTAGE

.566 (30-53)	vs. Virginia Tech	3/10/16
.548 (23-42)	vs. Virginia	3/11/16
.537 (29-54)	vs. Clemson	3/10/21
.527 (29-55)	vs. Boston College	3/9/07
.517 (30-58)	vs. Wake Forest	3/11/10

3-POINT FIELD GOALS MADE

12	vs. North Carolina	3/17/13
11	vs. Clemson	3/11/20
10	vs. Florida State	3/9/12
10	vs. Virginia	3/10/11
9	vs. Syracuse	3/8/17
9	vs. North Carolina	3/11/11

3-POINT FIELD GOALS ATTEMPTED

36	vs. Clemson	3/11/20
29	vs. Virginia Tech	3/13/19
29	vs. Virginia	3/10/11
26	vs. North Carolina	3/11/11
25	vs. Virginia Tech	3/12/14
25	vs. Florida State	3/9/12

3-POINT FIELD GOAL PERCENTAGE

.545 (12-22)	vs. North Carolina	3/17/13
.533 (8-15)	vs. Duke	3/13/10
.500 (4-8)	vs. Virginia Tech	3/10/16
.471 (8-17)	vs. Wake Forest	3/11/10
.467 (7-15)	vs. Boston College	3/9/07

FREE THROWS MADE

26	vs. NC State	3/13/08
23	vs. NC State	3/16/13
22	vs. Pittsburgh	3/9/21
22	vs. Maryland	3/8/07
20	vs. Virginia Tech	3/10/16

FREE THROWS ATTEMPTED

30	vs. NC State	3/13/08
30	vs. NC State	3/16/13
28	vs. Pittsburgh	3/9/21
28	vs. Maryland	3/8/07
28	vs. Virginia	3/10/05

FREE-THROW PERCENTAGE, MIN. 6 FTA

1.000 (6-6)	vs. Boston College	3/9/07
.867 (26-30)	vs. NC State	3/13/08
.842 (16-19)	vs. Virginia Tech	3/12/14
.833 (15-18)	vs. Wake Forest	3/11/10
.789 (15-19)	vs. Georgia Tech	3/8/12

REBOUNDS

47	vs. Virginia	3/10/05
46	vs. Virginia Tech	3/12/10
46	vs. Duke	3/10/06
45	vs. Virginia	3/10/11
42	vs. Maryland	3/8/07

ASSISTS

18	vs. Virginia Tech	3/10/16
17	vs. Pittsburgh	3/9/21
14	vs. Wake Forest	3/11/10
14	vs. Duke	3/10/06
13	vs. Syracuse	3/8/17
13	vs. Virginia Tech	3/12/14
13	vs. Florida State	3/9/12
13	vs. North Carolina	3/17/13

STEALS

12	vs. North Carolina	3/11/11
11	vs. Virginia Tech	3/10/16
11	vs. Georgia Tech	3/8/12
11	vs. NC State	3/13/08
10	vs. Notre Dame	3/12/15

BLOCKED SHOTS

7	vs. Maryland	3/8/07
6	vs. North Carolina	3/8/18
6	vs. Virginia	3/10/11
6	vs. Clemson	3/9/06
5	vs. Georgia Tec.	3/11/21
5	vs. Virginia Tech	3/12/10
5	vs. Duke	3/10/06

INDIVIDUAL GAME RECORDS - ACC TOURNAMENT

POINTS SCORED

28	Durand Scott vs. NC State.....	3/16/13
32	Shane Larkin vs. North Carolina.....	3/17/13
23	Shane Larkin vs. NC State.....	3/16/13
25	Kameron McGusty vs. Georgia Tech.....	3/11/21
22	Rion Brown vs. NC State.....	3/13/14
22	Reggie Johnson vs. Wake Forest.....	3/11/10
22	Guillermo Diaz vs. Clemson.....	3/9/06

FIELD GOALS MADE

12	Durand Scott vs. NC State.....	3/16/13
10	Kameron McGusty vs. Georgia Tech.....	3/11/21
10	Durand Scott vs. Duke.....	3/13/10
9	Bruce Brown vs. North Carolina.....	3/9/17
8	Isaiah Wong vs. Clemson.....	3/10/21
8	Sheldon McClellan vs. Virginia Tech.....	3/10/16
8	Rion Brown vs. NC State.....	3/13/14
8	Shane Larkin vs. North Carolina.....	3/17/13
8	Shane Larkin vs. Boston College.....	3/15/13
8	Guillermo Diaz vs. Clemson.....	3/9/06

FIELD GOAL ATTEMPTS

19	Guillermo Diaz vs. Duke.....	3/10/06
18	Durand Scott vs. NC State.....	3/16/13
17	Chris Lykes vs. Virginia Tech.....	3/13/19
17	Jack McClinton vs. Virginia Tech.....	3/14/08
17	Robert Hite vs. Clemson.....	3/9/06

FIELD GOAL PERCENTAGE, MIN. 6 MADE

1.000 (6-6)	Reggie Johnson vs. Wake Forest....	3/11/10
.692 (9-13)	Bruce Brown vs. North Carolina....	3/9/17
.667 (8-12)	DJ Vasiljevic vs. Wake Forest.....	3/12/19
.667 (8-12)	Sheldon McClellan vs. Virginia Tech.	3/10/16
.667 (12-18)	Durand Scott vs. NC State.....	3/16/13
.667 (10-15)	Durand Scott vs. Duke.....	3/13/10

3-POINT FIELD GOALS MADE

6	Trey McKinney Jones vs. North Carolina..	3/17/13
5	Chris Lykes vs. Clemson.....	3/11/20
5	Durand Scott vs. NC State.....	3/16/13
5	Malcolm Grant vs. Florida State.....	3/9/12
4	DJ Vasiljevic vs. Virginia Tech.....	3/13/19
4	DJ Vasiljevic vs. Wake Forest.....	3/12/19
4	Davon Reed vs. Virginia Tech.....	3/12/14
4	Shane Larkin vs. North Carolina.....	3/17/13
4	Shane Larkin vs. Boston College.....	3/15/13
4	Malcolm Grant vs. North Carolina.....	3/11/11
4	Adrian Thomas vs. North Carolina.....	3/11/11
4	Jack McClinton vs. Boston College.....	3/9/07

3-POINT FIELD GOALS ATTEMPTED

11	Chris Lykes vs. Clemson.....	3/11/20
11	Adrian Thomas vs. North Carolina.....	3/11/11
11	Malcolm Grant vs. Virginia.....	3/10/11
11	Jack McClinton vs. Virginia Tech.....	3/14/08
10	DJ Vasiljevic vs. Wake Forest.....	3/13/19
10	Rion Brown vs. Virginia Tech.....	3/12/14

3-POINT FIELD GOAL PERCENTAGE, MIN. 4 MADE

.667 (6-9)	Trey McKinney Jones vs. North Carolina..	3/17/13
.625 (5-8)	Durand Scott vs. NC State.....	3/16/13
.625 (5-8)	Malcolm Grant vs. Florida State....	3/9/12
.571 (4-7)	DJ Vasiljevic vs. Wake Forest.....	3/12/19

.571 (4-7)	Davon Reed vs. Virginia Tech.....	3/12/14
.571 (4-7)	Shane Larkin vs. North Carolina..	3/17/13
.571 (4-7)	Malcolm Grant vs. North Carolina..	3/11/11

FREE THROWS MADE

10	Anthony King vs. Duke.....	3/10/06
10	Guillermo Diaz vs. Virginia.....	3/10/05
9	Isaiah Wong vs. Pittsburgh.....	3/9/21
9	Ja'Quan Newton vs. Virginia.....	3/11/16
8	Shane Larkin vs. North Carolina.....	3/17/13
8	Shane Larkin vs. NC State.....	3/16/13
8	Reggie Johnson vs. Duke.....	3/13/10
8	James Dews vs. NC State.....	3/13/08
8	Brian Asbury vs. Maryland.....	3/8/07

FREE THROWS ATTEMPTED

12	Anthony King vs. Duke.....	3/10/06
12	Guillermo Diaz vs. Virginia.....	3/10/05
11	Ja'Quan Newton vs. Virginia.....	3/11/16
10	Nysier Brooks vs. Georgia Tech.....	3/11/21
10	Isaiah Wong vs. Pittsburgh.....	3/9/21
10	Shane Larkin vs. NC State.....	3/16/13
10	Reggie Johnson vs. Duke.....	3/13/10

FREE-THROW PERCENTAGE, MIN. 6 MADE

1.000 (8-8)	Shane Larkin vs. North Carolina..	3/17/13
1.000 (8-8)	James Dews vs. NC State.....	3/13/08
1.000 (6-6)	Chris Lykes vs. Wake Forest.....	3/12/19
1.000 (6-6)	Angel Rodriguez vs. Virginia Tech.....	3/10/16
1.000 (6-6)	Manu Lecomte vs. Virginia Tech.....	3/11/15
1.000 (6-6)	Malcolm Grant vs. Duke.....	3/13/10
1.000 (6-6)	Reggie Johnson vs. Wake Forest..	3/11/10

REBOUNDS

14	Anthony King vs. Virginia.....	3/10/05
13	Jullian Gamble vs. Wake Forest.....	3/11/10
12	Tonye Jekiri vs. Virginia Tech.....	3/12/14
12	Reggie Johnson vs. Virginia Tech.....	3/12/10
12	Dwayne Collins vs. Maryland.....	3/8/07
12	Robert Hite vs. Clemson.....	3/9/06

ASSISTS

9	Angel Rodriguez vs. Virginia Tech.....	3/10/16
7	Anthony Lawrence II vs. Virginia Tech.....	3/13/19
7	Shane Larkin vs. North Carolina.....	3/17/13
7	Malcolm Grant vs. Virginia.....	3/10/11
7	Lance Hurdle vs. Virginia Tech.....	3/12/09

STEALS

5	Jack McClinton v. NC State.....	3/13/08
4	Anthony Lawrence II vs. North Carolina.....	3/9/17
4	Sheldon McClellan vs. Notre Dame.....	3/12/15
4	Malcolm Grant vs. North Carolina.....	3/11/11

BLOCKED SHOTS

5	Jimmy Graham vs. Maryland.....	3/8/07
4	Anthony King vs. Clemson.....	3/9/06
3	Anthony Lawrence II vs. N. Carolina.....	3/15/18
3	Julian Gamble vs. North Carolina.....	3/17/13
3	Reggie Johnson vs. Virginia.....	3/10/11
3	Reggie Johnson vs. Virginia Tech.....	3/12/10
3	Julian Gamble vs. Wake Forest.....	3/11/10



INDIVIDUAL CAREER RECORDS - ACC TOURNAMENT

POINTS SCORED (GAMES)

124	Durand Scott (9)2010, 2011, 2012, 2013
99	Shane Larkin (5) 2012, 2013
93	Rion Brown (9)2011, 2012, 2013, 2014
88	Malcolm Grant (7)2010, 2011, 2012
80	DJ Vasiljevic (6) 2017, 2018, 2019, 2020
80	Davon Reed (8) 2014, 2015, 2016, 2017

FIELD GOALS MADE

49	Durand Scott (9)2010, 2011, 2012, 2013
32	Shane Larkin (5) 2012, 2013
31	Rion Brown (9)2011, 2012, 2013, 2014
27	Reggie Johnson (10)2010, 2011, 2012, 2013
26	Kameron McGusty (4) 2020, 2021
26	DJ Vasiljevic (6) 2017, 2018, 2019, 2020
26	Davon Reed (8) 2014, 2015, 2016, 2017
26	Julian Gamble (9)2009, 2010, 2011, 2013

FIELD GOAL ATTEMPTS

97	Durand Scott (9)2010, 2011, 2012, 2013
71	Rion Brown (9)2011, 2012, 2013, 2014
67	Shane Larkin (5) 2012, 2013
65	James Dews (8) 2007, 2008, 2009, 2010
64	Malcolm Grant (7)2010, 2011, 2012

FIELD GOAL PERCENTAGE, MIN. 20 MADE

.684 (26-38)	Julian Gamble (9) 2009, '10, '11, '13
.512 (22-43)	Sheldon McClellan (4)2015, '16
.509 (27-53)	Reggie Johnson (10)	..2010, '11, '12, '13
.505 (49-97)	Durand Scott (9) 2010, '11, '12, '13

3-POINT FIELD GOALS MADE

17	DJ Vasiljevic (6) 2017, 2018, 2019, 2020
17	Malcolm Grant (7)2010, 2011, 2012
15	Davon Reed (8) 2014, 2015, 2016, 2017
15	Rion Brown (9)2011, 2012, 2013, 2014
14	Adrian Thomas (6)2009, 2010, 2011
11	Davon Reed (6) 2014, 2015, 2016
11	Shane Larkin (5) 2012, 2013

3-POINT FIELD GOALS ATTEMPTED

43	DJ Vasiljevic (6) 2017, 2018, 2019, 2020
42	Rion Brown (9)2011, 2012, 2013, 2014
40	Malcolm Grant (7)2010, 2011, 2012
35	Adrian Thomas (6)2009, 2010, 2011
34	Davon Reed (8) 2014, 2015, 2016, 2017
33	Jack McClinton (5) 2007, 2008, 2009

3-POINT FIELD GOAL PERCENTAGE, MIN. 9 MADE

.500 (11-22)	Davon Reed (6) 2014, 2015, 2016
.450 (9-20)	Trey McKinney Jones (5) 2012, 2013
.444 (12-27)	Rion Brown (7)2011, 2012, 2013
.425 (17-40)	Malcolm Grant (7)2010, 2011, 2012
.407 (11-27)	Shane Larkin (5) 2012, 2013

FREE THROWS MADE

25	Malcolm Grant (7)2010, 2011, 2012
24	Shane Larkin (5) 2012, 2013
24	Reggie Johnson (10)2010, 2011, 2012, 2013
18	Durand Scott (9)2010, 2011, 2012, 2013
18	Isaiah Wong (4) 2020, 2021

FREE THROWS ATTEMPTED

36	Reggie Johnson (10)2010, 2011, 2012, 2013
28	Malcolm Grant (7)2010, 2011, 2012
27	Shane Larkin (5) 2012, 2013
24	Durand Scott (9)2010, 2011, 2012, 2013
23	Angel Rodriguez (4) 2015, 2016

FREE-THROW PERCENTAGE, MIN. 15 MADE

.941 (16-17)	Jack McClinton (5) 2007, 2008, 2009
.893 (25-28)	Malcolm Grant (7)2010, 2011, 2012
.889 (24-27)	Shane Larkin (5) 2012, 2013
.889 (16-18)	Rion Brown (9)	..2011, 2012, 2013, 2014
.762 (16-21)	Guillermo Diaz (3) 2005, 2006

NOTE: Isaiah Wong's mark of .818 (18-22) through 2020-21 would rank fifth if his career was complete

REBOUNDS

65	Reggie Johnson (10)2010, 2011, 2012, 2013
59	Tonye Jekiri (9) 2013, 2014, 2015, 2016
43	Julian Gamble (9)2009, 2010, 2011, 2013
41	Durand Scott (9)2010, 2011, 2012, 2013
40	Anthony King (5) 2005, 2006, 2008
38	Anthony Lawrence II (7)	.. 2016, 2017, 2018, 2019
33	Kenny Kadji (5) 2012, 2013

ASSISTS

27	Malcolm Grant (7)2010, 2011, 2012
23	Shane Larkin (5) 2012, 2013
18	Ja'Quan Newton (7) 2015, 2016, 2017, 2018
18	Durand Scott (9)2010, 2011, 2012, 2013
16	Anthony Lawrence II (7)	.. 2016, 2017, 2018, 2019

STEALS

13	Durand Scott (9)2010, 2011, 2012, 2013
11	Shane Larkin (5) 2012, 2013
8	Anthony Lawrence II (7)	.. 2016, 2017, 2018, 2019
8	Davon Reed (8) 2014, 2015, 2016, 2017
8	Angel Rodriguez (4) 2015, 2016
8	Sheldon McClellan (4) 2015, 2016
8	Jack McClinton (5) 2007, 2008, 2009

BLOCKED SHOTS

12	Jimmy Graham (7) 2006, 2007, 2008, 2009
11	Julian Gamble (9)2009, 2010, 2011, 2013
10	Reggie Johnson (10)2010, 2011, 2012, 2013
7	Tonye Jekiri (9) 2013, 2014, 2015, 2016
7	Anthony King (5) 2005, 2006, 2008
6	Kenny Kadji (5) 2012, 2013

OPPONENT TEAM RECORDS - ACC TOURNAMENT

POINTS SCORED

82	North Carolina	3/8/18
82	Virginia Tech	3/10/16
82	Florida State	3/9/12
80	Duke	3/10/06

FIELD GOALS MADE

29	Pittsburgh	3/9/21
29	North Carolina	3/8/18
28	North Carolina	3/9/17
27	Virginia Tech	3/13/19
27	Wake Forest	3/12/19
27	North Carolina	3/17/13

FIELD GOAL ATTEMPTS

71	North Carolina	3/8/18
68	Clemson	3/9/06
63	Virginia Tech	3/12/10

FIELD GOAL PERCENTAGE

.528 (28-53)	North Carolina	3/9/17
.520 (26-50)	Virginia	3/11/16
.500 (27-54)	Virginia Tech	3/13/19
.500 (25-50)	NC State	3/16/13
.500 (21-42)	Virginia Tech	3/12/09

3-POINT FIELD GOALS MADE

13	North Carolina	3/17/13
12	Clemson	3/10/21
12	Duke	3/10/06
11	Virginia Tech	3/13/19
11	Boston College	3/9/07

3-POINT FIELD GOALS ATTEMPTED

32	Duke	3/10/06
29	North Carolina	3/17/13
27	Virginia Tech	3/13/19

3-POINT FIELD GOAL PERCENTAGE

.563 (9-16)	Florida State	3/9/12
.522 (12-23)	Clemson	3/10/21
.476 (10-21)	North Carolina	3/11/11
.467 (7-15)	Georgia Tech	3/11/21
.467 (7-15)	Virginia Tech	3/14/08

FREE THROWS MADE

28	Virginia Tech	3/10/16
25	Florida State	3/9/12
19	Notre Dame	3/12/15
19	Virginia Tech	3/12/09

FREE THROWS ATTEMPTED

32	Florida State	3/9/12
31	Virginia Tech	3/10/16
28	Wake Forest	3/11/10

FREE-THROW PERCENTAGE, MIN. 6 FTA

1.000 (6-6)	Clemson	3/10/21
.947 (18-19)	Clemson	3/11/20
.923 (12-13)	Syracuse	3/8/17
.909 (10-11)	North Carolina	3/17/13
.903 (28-31)	Virginia Tech	3/10/16

REBOUNDS

52	North Carolina	3/8/18
51	Virginia Tech	3/14/08
48	Clemson	3/9/06

ASSISTS

21	North Carolina	3/9/17
19	North Carolina	3/8/18
17	Virginia Tech	3/13/19
17	NC State	3/13/14
17	North Carolina	3/17/13
17	North Carolina	3/11/11

STEALS

13	Virginia Tech	3/12/10
11	Maryland	3/8/07
10	NC State	3/16/13

BLOCKED SHOTS

8	North Carolina	3/8/18
8	Florida State	3/9/12
7	Notre Dame	3/12/15
7	Maryland	3/8/07
7	Duke	3/10/06



OPPONENT INDIVIDUAL GAME RECORDS - ACC TOURNAMENT

POINTS SCORED

32	Tyrese Rice (Boston College)	3/9/07
32	J.R. Reynolds (Virginia)	3/10/05
28	Femi Odukale (Pittsburgh)	3/9/21
28	P.J. Hairston (North Carolina)	3/17/13

FIELD GOALS MADE

11	Femi Odukale (Pittsburgh)	3/9/21
10	J.R. Reynolds (Virginia)	3/10/05
9	Nike Sibande (Pittsburgh)	3/9/21
9	Theo Pinson (North Carolina)	3/8/18
9	T.J. Warren (NC State)	3/13/14
9	P.J. Hairston (North Carolina)	3/17/13
9	Tyrese Rice (Boston College)	3/9/07
9	J.J. Redick (Duke)	3/10/06

FIELD-GOAL ATTEMPTS

20	Justin Champagne (Pittsburgh)	3/9/21
18	T.J. Warren (NC State)	3/13/14
17	P.J. Hairston (North Carolina)	3/17/13
17	J.J. Redick (Duke)	3/10/06

FIELD GOAL PERCENTAGE, MIN. 5 MADE

.750 (9-12)	Theo Pinson (North Carolina)	3/8/18
.750 (6-8)	T.J. Warren (North Carolina)	3/16/13
.714 (10-14)	J.R. Reynolds (Virginia)	3/10/05
.714 (5-7)	Michael Snaer (Florida State)	3/9/12

3-POINT FIELD GOALS MADE

6	P.J. Hairston (North Carolina)	3/17/13
6	Scott Wood (NC State)	3/16/13
6	Tyrese Rice (Boston College)	3/9/07

3-POINT FIELD GOALS ATTEMPTED

13	P.J. Hairston (North Carolina)	3/17/13
11	J.J. Redick (Duke)	3/10/06
10	Jarell Eddie (Virginia Tech)	3/12/14
10	Scott Wood (NC State)	3/16/13
10	Harrison Barnes (North Carolina)	3/11/11
10	Tyrese Rice (Boston College)	3/9/07

3-POINT FIELD GOAL PERCENTAGE, MIN. 4 MADE

1.000 (4-4)	Hunter Tyson (Clemson)	3/10/21
.800 (4-5)	Michael Snaer (Florida St.)	3/9/12
.800 (4-5)	Malcolm Delaney (Va. Tech)	3/14/08
.714 (5-7)	J.R. Reynolds (Virginia)	3/10/05

FREE THROWS MADE

14	Malcolm Delaney (Virginia Tech)	3/12/09
11	J.J. Hickson (NC State)	3/13/08
9	Isaiah Hicks (North Carolina)	3/9/17
9	Andrew White III (Syracuse)	3/8/17

FREE THROWS ATTEMPTED

15	Malcolm Delaney (Virginia Tech)	3/12/09
15	J.J. Hickson (NC State)	3/13/08
13	Tyrese Rice (Boston College)	3/9/07

FREE-THROW PERCENTAGE, MIN. 6 MADE

1.000 (9-9)	Isaiah Hicks (North Carolina)	3/9/17
1.000 (8-8)	Al-Amir Dawes (Clemson)	3/11/20
1.000 (8-8)	Luke Loucks (Florida State)	3/9/12
1.000 (6-6)	Curran Scott (Clemson)	3/11/20
1.000 (6-6)	Jerian Grant (Notre Dame)	3/12/15
1.000 (6-6)	Kyle Singler (Duke)	3/13/10
.933 (14-15)	Malcolm Delaney (Virginia Tech)	3/12/09

REBOUNDS

14	J.J. Hickson (NC State)	3/13/08
14	Akin Akingbala (Clemson)	3/9/06
13	Luke Maye (North Carolina)	3/8/18
13	John Henson (North Carolina)	3/11/11
13	Shelden Williams (Duke)	3/10/06

ASSISTS

10	Kendall Marshall (North Carolina)	3/11/11
8	Dexter Strickland (North Carolina)	3/17/13
8	Lorenzo Brown (NC State)	3/16/13
8	Malcolm Delaney (Virginia Tech)	3/12/09

STEALS

4	Lorenzo Brown (NC State)	3/16/13
4	Joe Harris (Virginia)	3/10/11
4	Malcolm Delaney (Virginia Tech)	3/12/10

BLOCKED SHOTS

5	Daniel Miller (Georgia Tech)	3/8/12
5	John Henson (North Carolina)	3/11/11
5	Shelden Williams (Duke)	3/10/06

YEAR-BY-YEAR TEAM STATS - 1955-71

	FG-A	Pct	3FG-A	Pct	FT-A	Pct	Reb	Avg	PF-DQ	A	TO	Blk	Stl	Pts-Avg
1955-56 Miami	789-2043	.386	—	—	592-839	.706	1271	48.9	545-30	—	—	—	—	2170-83.5
Opponents	759-1976	.384	—	—	597-909	.657	1121	42.9	503-16	—	—	—	—	2115-81.3
1956-57 Miami	691-1892	.365	—	—	647-914	.708	1198	46.1	531-24	—	—	—	—	2029-78.0
Opponents	786-1980	.396	—	—	595-880	.676	1343	51.6	546-23	—	—	—	—	2167-83.3
1957-58 Miami	654-1636	.399	—	—	433-623	.697	999	45.4	419-12	—	—	—	—	1741-79.1
Opponents	625-1640	.381	—	—	391-585	.668	943	42.8	435-20	—	—	—	—	1641-74.6
1958-59 Miami	808-1910	.421	—	—	574-825	.696	1252	50.1	510-19	—	—	—	—	2190-87.6
Opponents	769-2004	.384	—	—	481-817	.671	1029	41.1	565-30	—	—	—	—	2029-80.8
1959-60 Miami	882-1961	.449	—	—	663-897	.739	1478	54.7	562-19	—	—	—	—	2427-89.9
Opponents	828-2034	.407	—	—	536-793	.676	1398	51.8	619-36	—	—	—	—	2192-81.2
1960-61 Miami	888-1924	.462	—	—	454-679	.671	1395	51.5	509-20	—	—	—	—	2230-82.6
Opponents	766-1891	.405	—	—	504-721	.699	1208	45.1	501-17	—	—	—	—	2036-75.4
1961-62 Miami	841-1994	.421	—	—	387-567	.683	1434	55.2	492-26	—	—	—	—	2069-79.7
Opponents	803-1875	.426	—	—	439-666	.659	1198	46.1	431-13	—	—	—	—	2045-78.7
1962-63 Miami	982-2151	.457	—	—	545-739	.738	1559	55.7	490-14	—	—	—	—	2509-89.6
Opponents	880-2051	.435	—	—	441-651	.678	1155	41.2	532-30	—	—	—	—	2201-78.6
1963-64 Miami	991-2194	.452	—	—	593-780	.760	1483	54.9	545-19	—	—	—	—	2575-95.4
Opponents	946-2060	.459	—	—	460-707	.645	1268	46.9	577-33	—	—	—	—	2352-87.1
1964-65 Miami	958-2077	.461	—	—	642-807	.796	1462	55.2	521-18	—	—	—	—	2558-98.4
Opponents	865-1970	.436	—	—	460-680	.677	1145	44.0	588-32	—	—	—	—	2190-84.2
1965-66 Miami	850-1920	.437	—	—	571-806	.709	1363	52.4	539-21	—	—	—	—	2271-87.3
Opponents	855-1971	.434	—	—	498-751	.663	1299	50.0	581-27	—	—	—	—	2208-84.9
1965-66 Miami	850-1920	.437	—	—	571-806	.709	1363	52.4	539-21	—	—	—	—	2271-87.3
Opponents	855-1971	.434	—	—	498-751	.663	1299	50.0	581-27	—	—	—	—	2208-84.9
1966-67 Miami	809-1814	.444	—	—	514-712	.722	1333	51.3	490-26	—	—	—	—	2126-81.8
Opponents	831-1839	.452	—	—	429-629	.682	1081	41.7	499-27	—	—	—	—	2091-80.4
1967-68 Miami	905-1936	.467	—	—	558-765	.729	1337	47.8	531-30	—	—	—	—	2368-84.6
Opponents	937-2138	.438	—	—	545-788	.691	1345	48.0	532-18	—	—	—	—	2419-86.4
1968-69 Miami	777-1731	.444	—	—	431-607	.710	1238	51.6	492-23	—	—	—	—	1985-82.0
Opponents	777-1702	.457	—	—	494-684	.722	1017	41.1	448-15	—	—	—	—	2048-85.0
1969-70 Miami	911-2069	.442	—	—	471-684	.692	1289	49.5	527-26	—	—	—	—	2293-88.2
Opponents	992-2051	.484	—	—	537-743	.723	1347	51.8	518-13	—	—	—	—	2521-96.9
1970-71 Miami	849-1954	.435	—	—	445-723	.616	1270	48.8	542-22	—	—	—	—	2143-82.4
Opponents	909-1893	.480	—	—	555-793	.669	1335	51.3	544-19	—	—	—	—	2373-91.3



YEAR-BY-YEAR TEAM STATS - 1985-2004

	FG-A	Pct	3FG-A	Pct	FT-A	Pct	Reb	Avg	PF-DQ	A	TO	Blk	Stl	Pts-Avg
1985-86 Miami	805-1692	.476	—	—	396-603	.657	1059	37.8	468-22	453	441	109	156	2006-71.6
Opponents	902-1910	.472	—	—	327-500	.654	1061	37.9	545-18	499	356	54	228	2131-76.1
1986-87 Miami	869-1922	.452	127-332	.383	467-686	.681	363-791-1263	40.7	609-24	491	534	128	169	2332-75.2
Opponents	857-1954	.439	151-370	.408	470-710	.662	333-698-1150	37.1	621-29	435	433	48	282	2335-75.3
1987-88 Miami	897-1826	.491	132-374	.353	527-736	.716	306-771-1151	37.1	558-9	542	563	175	198	2453-79.1
Opponents	922-2104	.438	116-338	.343	440-645	.682	431-668-1190	38.4	618-12	475	472	60	288	5400-77.4
1988-89 Miami	1024-2083	.492	173-496	.349	588-832	.707	317-739-1164	37.5	678-23	583	513	102	287	2809-90.6
Opponents	1040-2129	.488	146-385	.379	552-838	.659	419-772-1302	42.0	666-23	516	542	62	256	2778-89.6
1989-90 Miami	737-1723	.428	169-460	.367	371-572	.649	283-582-962	34.4	518-16	406	407	77	245	2014-71.9
Opponents	800-1688	.474	117-328	.357	415-606	.685	320-710-1146	40.9	506-22	407	471	71	163	2132-76.1
1990-91 Miami	729-1657	.440	145-386	.376	424-604	.702	333-542-1002	35.8	524-24	381	458	86	230	2027-72.4
Opponents	770-1624	.474	142-426	.333	396-590	.671	298-556-985	35.2	551-16	425	442	84	190	2078-74.2
1991-92 Miami	671-1692	.397	128-404	.314	471-736	.640	375-591-1098	34.3	701-8	372	500	131	259	1941-60.7
Opponents	709-1627	.436	168-446	.377	574-857	.670	431-710-1141	35.7	645-7	440	516	129	248	2160-67.5
1992-93 Miami	692-1600	.433	186-521	.357	359-599	.599	392-586-978	36.2	575-21	449	421	128	421	1929-71.4
Opponents	683-1543	.443	138-356	.388	500-721	.693	389-664-1050	38.9	534-9	397	434	88	204	2004-74.2
1993-94 Miami	638-1523	.419	138-428	.322	276-472	.585	382-685-1067	39.5	537-15	413	543	141	191	1690-62.6
Opponents	645-1626	.397	172-466	.369	447-661	.676	412-616-1028	38.1	483-14	388	371	97	286	1909-70.7
1994-95 Miami	653-1627	.401	155-486	.319	370-568	.651	406-683-1089	38.9	542-15	377	485	123	218	1831-64.5
Opponents	658-1637	.402	177-546	.324	395-590	.669	410-664-1074	38.4	526-20	368	446	87	249	1888-67.4
1995-96 Miami	667-1577	.423	145-455	.319	404-642	.629	411-676-1087	38.8	542-10	392	477	121	224	1883-67.3
Opponents	662-1601	.413	186-514	.362	363-539	.673	370-630-1000	35.7	566-19	363	451	87	229	1873-66.9
1996-97 Miami	695-1169	.416	107-360	.297	390-603	.647	414-691-1105	38.1	560-17	406	488	173	235	1887-65.1
Opponents	632-1662	.380	146-507	.288	411-617	.666	445-681-1126	38.8	558-18	314	488	97	243	1821-62.8
1997-98 Miami	735-1669	.440	114-397	.287	378-572	.661	388-732-1120	40.0	563-11	395	496	120	259	1962-70.1
Opponents	634-1672	.379	165-571	.289	403-622	.648	422-660-1082	38.6	521	352	502	72	241	1836-65.6
1998-99 Miami	791-1671	.473	123-369	.333	473-677	.699	389-791-1180	39.3	521-8	458	575	158	259	2178-72.6
Opponents	695-1810	.384	193-614	.314	367-570	.644	429-607-1036	34.5	587	368	530	81	315	1950-65.0
1999-00 Miami	849-1971	.431	132-440	.300	516-690	.748	489-793-1282	37.7	615-10	498	504	126	286	2346-69.0
Opponents	741-1883	.394	190-637	.298	455-669	.680	467-738-1205	35.4	639	406	615	110	232	2127-62.6
2000-01 Miami	713-1728	.413	206-595	.346	407-568	.717	396-628-1024	35.3	567-10	409	434	137	257	2039-70.3
Opponents	677-1576	.430	187-541	.346	422-597	.707	372-711-1083	37.3	539	392	553	144	219	1963-67.7
2001-02 Miami	818-1902	.430	236-684	.345	523-678	.771	388-786-1174	36.7	593-5	525	460	190	285	2395-74.8
Opponents	754-1885	.400	208-673	.309	440-652	.675	453-780-1233	38.5	609	401	554	121	236	2156-67.4
2002-03 Miami	692-1627	.425	171-513	.333	401-559	.717	370-648-1018	36.4	557-11	393	463	119	272	1956-69.9
Opponents	664-1523	.436	183-503	.364	413-597	.692	318-653-971	34.7	517	348	497	113	240	1924-68.7
2003-04 Miami	793-1765	.449	177-523	.338	385-546	.705	387-673-1060	35.5	572-10	406	462	105	256	2148-71.6
Opponents	736-1629	.452	155-454	.341	440-647	.680	343-674-1017	33.9	514	409	514	111	243	2067-68.9

RECORDS



YEAR-BY-YEAR TEAM STATS - 2004-PRESENT (ACC ERA)

	FG-A	Pct	3FG-A	Pct	FT-A	Pct	Reb	Avg	PF-DQ	A	TO	Blk	Stl	Pts-Avg
2004-05 Miami	761-1768	.430	197-561	.351	352-523	.673	433-714-1147	39.6	484-11	337	376	139	209	2071-71.4
Opponents	724-1700	.426	236-653	.361	336-508	.661	355-669-1024	35.3	503-7	369	398	117	170	2020-69.7
2005-06 Miami	825-1895	.435	218-625	.349	440-631	.697	446-741-1187	34.9	603-10	399	421	135	241	2308-67.9
Opponents	728-1756	.415	245-663	.370	512-711	.720	386-722-1108	32.6	584-5	447	479	126	192	2213-65.1
2006-07 Miami	833-1916	.435	208-588	.354	405-577	.702	451-673-1124	35.1	624-18	398	405	93	202	2279-71.2
Opponents	779-1681	.463	259-677	.383	515-742	.694	341-721-1062	33.2	588-9	460	442	136	171	2332-72.9
2007-08 Miami	867-1985	.437	236-613	.385	572-766	.747	433-860-1293	38.0	638-12	451	454	157	202	2542-74.8
Opponents	803-1972	.407	239-677	.353	464-695	.668	432-790-1222	35.9	678-17	400	494	136	218	2309-67.9
2008-09 Miami	796-1865	.427	251-682	.368	482-706	.683	463-809-1272	39.8	539-8	406	427	122	194	2325-72.7
Opponents	738-1863	.396	226-703	.321	421-579	.727	378-729-1107	34.6	618-18	427	412	125	205	2123-66.3
2009-10 Miami	843-1820	.463	245-670	.366	459-677	.678	385-801-1186	35.9	573-12	461	464	146	229	2390-72.4
Opponents	737-1813	.407	210-635	.331	452-645	.701	371-711-1082	32.8	584-14	417	448	105	239	2136-64.7
2010-11 Miami	872-1955	.446	283-750	.377	552-761	.725	429-879-1308	36.3	650-17	416	498	124	203	2579-71.6
Opponents	833-1999	.417	245-693	.354	522-756	.690	400-771-1171	32.5	674-14	447	430	120	255	2433-67.6
2011-12 Miami	814-1890	.431	250-714	.350	454-630	.721	372-775-1147	34.8	539-14	392	382	118	210	2332-70.7
Opponents	778-1847	.421	209-641	.326	416-609	.683	381-771-1152	34.9	576-16	410	436	120	200	2181-66.1
2012-13 Miami	895-1968	.455	254-701	.362	465-680	.684	369-918-1287	35.8	525-7	408	385	159	223	2509-69.7
Opponents	795-1987	.400	226-694	.326	365-562	.649	365-810-1175	32.6	623-14	389	425	105	193	2181-60.6
2013-14 Miami	712-1690	.421	186-576	.323	419-610	.687	362-778-1140	34.5	522-8	346	335	124	161	2029-61.5
Opponents	695-1713	.406	221-622	.355	353-534	.661	340-718-1058	32.1	538-5	373	319	88	162	1964-59.5
2014-15 Miami	878-2053	.428	292-816	.358	544-729	.746	377-940-1317	34.7	593-14	488	385	126	209	2592-68.2
Opponents	888-2111	.421	232-717	.324	396-602	.658	390-897-1287	33.9	661-12	446	418	127	192	2404-63.3
2015-16 Miami	907-1895	.479	241-643	.375	578-772	.749	330-869-1199	34.3	582-8	438	383	127	215	2633-75.2
Opponents	865-2008	.431	210-611	.344	419-584	.717	363-766-1129	32.3	669-13	398	405	87	185	2359-67.4
2016-17 Miami	813-1800	.452	209-587	.356	443-617	.718	363-813-1176	35.6	515-7	389	417	125	213	2278-69.0
Opponents	761-1817	.419	208-631	.330	386-522	.739	319-724-1043	31.6	553-10	395	392	101	197	2116-64.1
2017-18 Miami	875-1881	.465	247-678	.364	362-547	.662	318-795-1113	34.8	519-6	424	367	130	210	2361-73.8
Opponents	794-1841	.431	215-655	.328	368-517	.712	312-775-1087	34.0	526-8	423	412	108	182	2173-67.9
2018-19 Miami	805-1851	.435	268-805	.333	419-570	.735	292-769-1061	33.2	466-6	413	372	100	212	2297-71.8
Opponents	852-1888	.451	260-744	.349	311-428	.727	326-832-1158	36.2	546-13	455	435	91	182	2275-71.1
2019-20 Miami	796-1855	.429	219-690	.317	396-522	.759	292-777-1069	34.5	447-4	310	374	119	183	2207-71.2
Opponents	862-1945	.443	229-675	.339	317-445	.712	364-831-1195	38.5	505-5	471	384	134	191	2270-73.2
2020-21 Miami	647-1524	.425	150-508	.295	350-500	.700	256-688-944	35.0	333-1	305	340	104	179	1794-66.4
Opponents	722-1610	.448	248-656	.378	224-318	.704	245-691-936	34.7	420-8	401	331	112	188	1916-71.0

1,000 POINTS CLUB

1. RICK BARRY (1962-65) 2,298

Year	GP	FG-A	Pct	3FG-A	Pct	FT-A	Pct	Pts-Avg
62-63	24	162-341	.475	—	—	131-158	.829	455-19.0
63-64	27	314-572	.549	—	—	242-287	.843	870-32.1
64-65	26	340-651	.522	—	—	292-341	.859	973-37.4
TOTAL	77	816-1564	.522	—	—	665-786	.846	2298-29.8

2. ERIC BROWN (1985-89) 2,270

Year	GP	FG-A	Pct	3FG-A	Pct	FT-A	Pct	Pts-Avg
85-86	28	174-346	.503	—	—	112-156	.718	460-16.4
86-87	31	183-388	.472	14-38	.368	114-145	.786	494-15.9
87-88	30	193-333	.580	4-13	.308	161-229	.703	551-18.4
88-89	31	255-437	.584	9-32	.281	246-310	.794	765-24.7
TOTAL	120	805-1504	.535	27-83	.325	633-840	.754	2270-18.9

3. DON CURNUTT (1967-70) 2,006

Year	GP	FG-A	Pct	3FG-A	Pct	FT-A	Pct	Pts-Avg
67-68	28	268-559	.480	—	—	99-120	.825	635-22.7
68-69	24	262-613	.428	—	—	138-170	.812	662-27.6
69-70	25	283-644	.439	—	—	143-166	.861	709-28.4
TOTAL	77	813-1816	.448	—	—	380-456	.833	2006-26.1

4. DARIUS RICE (2000-04) 1,865

Year	GP	FG-A	Pct	3FG-A	Pct	FT-A	Pct	Pts-Avg
00-01	29	140-352	.398	62-183	.339	67-93	.720	409-14.1
01-02	32	155-405	.383	76-208	.365	92-115	.800	478-14.9
02-03	27	170-399	.426	67-184	.364	99-129	.767	506-18.7
03-04	28	166-408	.407	55-180	.306	85-106	.802	472-16.9
TOTAL	116	631-1564	.403	260-755	.344	343-443	.774	1865-16.1

5. ROBERT HITE (2002-06) 1,717

Year	GP	FG-A	Pct	3FG-A	Pct	FT-A	Pct	Pts-Avg
02-03	28	74-187	.396	20-62	.323	35-41	.854	203-7.3
03-04	30	168-344	.488	51-135	.378	68-79	.861	455-15.2
04-05	29	179-429	.417	72-189	.381	71-82	.866	501-17.3
05-06	34	201-446	.451	85-207	.411	71-87	.816	558-16.4
TOTAL	121	622-1406	.442	228-593	.384	245-289	.848	1717-14.2

6. TIM JAMES (1995-99) 1,713

Year	GP	FG-A	Pct	3FG-A	Pct	FT-A	Pct	Pts-Avg
95-96	28	117-221	.529	2-6	.333	46-85	.541	282-10.1
96-97	29	165-380	.434	2-8	.250	73-120	.608	405-14.0
97-98	28	184-379	.485	4-17	.235	97-144	.674	469-16.8
98-99	30	215-451	.477	12-41	.293	115-165	.697	557-18.6
TOTAL	115	681-1431	.476	20-72	.278	331-514	.644	1713-14.9

7. JACK MCCLINTON (2006-09) 1,702

Year	GP	FG-A	Pct	3FG-A	Pct	FT-A	Pct	Pts-Avg
06-07	31	163-403	.404	91-207	.440	102-114	.895	519-16.7
07-08	32	179-418	.428	94-220	.427	114-124	.919	566-17.7
08-09	32	200-445	.449	101-223	.453	116-131	.885	617-19.3
TOTAL	95	542-1266	.428	286-650	.440	332-369	.900	1702-17.9

8. DURAND SCOTT (2009-13) 1,650

Year	GP	FG-A	Pct	3FG-A	Pct	FT-A	Pct	Pts-Avg
09-10	33	126-277	.455	16-58	.276	71-106	.670	339-10.3
10-11	36	162-364	.445	27-69	.391	139-166	.837	490-13.6
11-12	30	136-300	.453	19-61	.311	97-122	.795	388-12.9
12-13	33	156-344	.453	36-102	.353	85-113	.752	433-13.1
TOTAL	132	580-1285	.451	98-290	.338	392-507	.773	1650-12.5

9. DENNIS BURNS (1985-89) 1,594

Year	GP	FG-A	Pct	3FG-A	Pct	FT-A	Pct	Pts-Avg
85-86	28	172-361	.476	—	—	35-60	.583	379-13.5
86-87	29	103-236	.436	1-10	.100	36-61	.590	243-8.4
87-88	31	203-400	.508	5-29	.172	67-106	.632	478-15.4
88-89	31	212-412	.515	3-5	.600	67-104	.644	494-15.9
TOTAL	119	690-1409	.490	9-44	.205	205-331	.619	1594-13.4

10. DICK HICKOX (1958-61) 1,529

Year	GP	FG-A	Pct	3FG-A	Pct	FT-A	Pct	Pts-Avg
58-59	25	161-378	.426	—	—	131-162	.809	453-18.1
59-60	27	219-460	.476	—	—	158-198	.798	596-22.1
60-61	27	180-437	.412	—	—	120-152	.788	480-17.8
TOTAL	79	560-1275	.439	—	—	409-512	.799	1529-19.4

11. JOHNNY HEMSLEY (1996-2000) 1,497

Year	GP	FG-A	Pct	3FG-A	Pct	FT-A	Pct	Pts-Avg
96-97	24	30-87	.345	4-16	.250	19-24	.792	83-3.5
97-98	24	123-300	.410	26-96	.271	66-84	.786	338-14.1
98-99	30	183-408	.449	70-175	.400	98-125	.784	534-17.8
99-00	30	194-488	.398	64-200	.320	90-106	.849	542-18.1
TOTAL	108	530-1283	.413	164-487	.337	273-339	.805	1497-13.9

12. GUILLERMO DIAZ (2003-06) 1,477

Year	GP	FG-A	Pct	3FG-A	Pct	FT-A	Pct	Pts-Avg
03-04	34	132-268	.493	35-76	.461	54-77	.701	353-11.8
04-05	29	190-417	.456	61-168	.363	97-137	.708	538-18.6
05-06	34	194-467	.415	78-214	.364	120-152	.789	586-17.2
TOTAL	93	516-1152	.448	174-458	.380	271-366	.740	1477-15.9

13. STEVEN EDWARDS (1992-96) 1,393

Year	GP	FG-A	Pct	3FG-A	Pct	FT-A	Pct	Pts-Avg
92-93	27	127-304	.418	79-207	.382	97-140	.693	430-15.9
93-94	27	76-213	.357	57-164	.348	34-56	.607	243-9.0
94-95	28	102-285	.358	64-195	.328	91-118	.771	359-12.8
95-96	28	114-295	.386	65-200	.325	68-101	.673	361-12.9
TOTAL	110	419-1097	.382	265-766	.346	290-415	.699	1393-12.7

14. RON GODFREY (1958-61) 1,384

Year	GP	FG-A	Pct	3FG-A	Pct	FT-A	Pct	Pts-Avg
58-59	25	149-329	.453	—	—	106-143	.741	404-16.2
59-60	27	176-389	.452	—	—	159-207	.768	511-18.9
60-61	27	193-401	.481	—	—	83-119	.698	469-17.4
TOTAL	79	518-1119	.463	—	—	348-469	.742	1384-17.5

15. JAMES JONES (1999-2003) 1,356

Year	GP	FG-A	Pct	3FG-A	Pct	FT-A	Pct	Pts-Avg
99-00	33	52-122	.426	10-32	.313	15-18	.833	129-3.9
00-01	29	122-285	.428	41-87	.471	60-74	.811	345-11.9
01-02	32	133-332	.401	33-105	.314	111-132	.841	410-16.9
02-03	28	157-351	.447	40-100	.400	118-142	.831	472-16.9
TOTAL	122	464-1090	.426	124-324	.383	304-366	.831	1356-11.1

16. DAVON REED (2013-17) 1,343

Year	GP	FG-A	Pct	3FG-A	Pct	FT-A	Pct	Pts-Avg
13-14	33	71-207	.343	40-112	.357	35-53	.660	217-6.6
14-15	30	77-164	.470	37-81	.457	56-77	.727	247-8.2
15-16	35	129-275	.469	46-120	.383	84-103	.816	388-11.1
16-17	33	161-372	.433	79-199	.397	90-108	.833	491-14.9
TOTAL	131	438-1018	.430	202-512	.395	265-341	.777	1343-10.3

17. MIKE WITTMAN (1964-67) 1,319

Year	GP	FG-A	Pct	3FG-A	Pct	FT-A	Pct	Pts-Avg
64-65	24	65-141	.461	—	—	37-61	.726	167-7.0
65-66	26	208-446	.466	—	—	151-206	.733	567-21.8
66-67	26	219-453	.483	—	—	147-184	.799	585-22.3
TOTAL	76	492-1040	.473	—	—	335-451	.743	1319-17.4

18. JOE WYLIE (1988-91) 1,297

Year	GP	FG-A	Pct	3FG-A	Pct	FT-A	Pct	Pts-Avg
88-89	25	105-202	.520	3-6	.500	55-104	.529	268-10.7
89-90	28	210-430	.488	3-11	.273	93-153	.595	514-18.4
90-91	28	186-400	.465	0-4	.000	143-194	.737	515-18.4
TOTAL	81	501-1032 </						



1,000 POINTS CLUB

19. WILLIE ALLEN (1968-71) 1,293

Year	GP	FG-A	Pct	3FG-A	Pct	FT-A	Pct	Pts-Avg
68-69	24	134-300	.447	—	—	84-138	.609	352-14.7
69-70	26	164-356	.461	—	—	116-188	.617	444-17.1
70-71	25	184-404	.455	—	—	129-227	.568	497-19.9
TOTAL	75	482-1060	.455	—	—	329-553	.595	1293-17.2

20. JOHN SALMONS (1998-2002) 1,287

Year	GP	FG-A	Pct	3FG-A	Pct	FT-A	Pct	Pts-Avg
98-99	29	61-127	.480	10-41	.244	29-40	.725	161-5.6
99-00	34	109-240	.454	29-85	.341	73-92	.793	320-9.4
00-01	29	137-289	.474	25-71	.352	88-111	.793	387-13.3
01-02	32	137-297	.461	22-71	.310	123-146	.842	419-13.1
TOTAL	124	444-953	.466	86-268	.321	313-389	.805	1287-10.4

21. DJ VASILJEVIC (2016-20) 1,271

Year	GP	FG-A	Pct	3FG-A	Pct	FT-A	Pct	Pts-Avg
16-17	33	65-182	.357	51-146	.349	16-20	.800	197-6.0
17-18	32	104-231	.450	67-163	.411	14-16	.875	289-9.0
18-19	32	125-312	.401	81-221	.367	45-49	.918	376-11.8
19-20	31	138-338	.408	73-212	.344	60-68	.882	409-13.2
TOTAL	128	432-1063	.406	272-742	.367	135-153	.882	1271-9.9

22. CHRIS LYKES (2017-21) 1,256

Year	GP	FG-A	Pct	3FG-A	Pct	FT-A	Pct	Pts-Avg
17-18	32	100-249	.402	48-139	.345	59-82	.720	307-9.6
18-19	32	171-421	.406	61-192	.318	114-146	.781	517-16.2
19-20	26	140-324	.432	51-134	.381	70-86	.814	401-15.4
20-21	2	8-22	.364	5-11	.455	10-11	.909	31-15.5
TOTAL	92	419-1016	.412	165-476	.347	253-325	.778	1256-13.7

23. DWAYNE COLLINS (2006-10) 1,245

Year	GP	FG-A	Pct	3FG-A	Pct	FT-A	Pct	Pts-Avg
06-07	32	106-197	.538	0-0	.000	62-107	.579	274-8.6
07-08	34	120-218	.550	0-0	.000	54-108	.500	294-8.6
08-09	31	109-193	.565	0-0	.000	112-192	.583	330-10.6
09-10	29	128-212	.604	0-0	.000	91-160	.569	347-12.0
TOTAL	126	463-820	.565	0-0	.000	319-567	.563	1245-9.9

24. MIKE McCOY (1960-63) 1,231

Year	GP	FG-A	Pct	3FG-A	Pct	FT-A	Pct	Pts-Avg
60-61	27	88-197	.446	—	—	33-61	.541	209-7.7
61-62	26	199-485	.410	—	—	70-122	.574	468-18.0
62-63	28	237-530	.447	—	—	80-132	.606	554-19.8
TOTAL	81	524-1212	.432	—	—	183-315	.581	1231-15.2

25. MARIO BLAND (1996-2000) 1,199

Year	GP	FG-A	Pct	3FG-A	Pct	FT-A	Pct	Pts-Avg
96-97	29	48-100	.480	0-0	.000	22-37	.595	118-4.1
97-98	27	122-200	.610	0-2	.000	70-117	.598	314-11.6
98-99	30	125-212	.590	6-11	.545	81-124	.653	337-11.2
99-00	34	155-328	.473	4-24	.167	116-159	.730	430-12.6
TOTAL	120	450-840	.536	10-37	.270	289-437	.661	1199-10.0

26. GENE STAGE (1955-58) 1,192

Year	GP	FG-A	Pct	3FG-A	Pct	FT-A	Pct	Pts-Avg
55-56	26	155-353	.439	—	—	68-100	.680	378-14.5
56-57	26	158-375	.421	—	—	145-186	.779	461-17.7
57-58	22	137-303	.452	—	—	79-103	.767	353-16.1
TOTAL	74	450-1031	.436	—	—	292-389	.751	1192-16.1

27. RUSTY PARKER (1965-68) 1,190

Year	GP	FG-A	Pct	3FG-A	Pct	FT-A	Pct	Pts-Avg
65-66	26	140-254	.551	—	—	63-97	.650	343-13.2
66-67	26	118-255	.463	—	—	53-75	.726	289-12.6
67-68	28	214-406	.527	—	—	130-162	.802	558-19.9
TOTAL	80	472-915	.516	—	—	246-334	.737	1190-14.9

28. MALCOLM GRANT (2009-12) 1,185

Year	GP	FG-A	Pct	3FG-A	Pct	FT-A	Pct	Pts-Avg
09-10	33	99-252	.393	61-148	.412	59-78	.756	318-9.6
10-11	36	158-378	.418	94-222	.423	122-143	.853	532-14.8
11-12	31	105-310	.339	68-206	.330	57-71	.803	335-10.8
TOTAL	100	362-940	.385	223-576	.387	238-292	.815	1185-11.9

29. KEVIN PRESTO (1985-89) 1,156

Year	GP	FG-A	Pct	3FG-A	Pct	FT-A	Pct	Pts-Avg
85-86	28	117-253	.462	—	—	57-70	.814	291-10.4
86-87	31	96-239	.402	69-170	.406	70-78	.897	331-10.7
87-88	31	81-200	.405	47-125	.376	56-60	.933	265-8.5
88-89	31	82-219	.374	54-158	.342	51-61	.836	269-8.7
TOTAL	121	376-911	.413	170-453	.375	234-269	.870	1156-9.6

30. JA'QUAN NEWTON (2014-18) 1,145

Year	GP	FG-A	Pct	3FG-A	Pct	FT-A	Pct	Pts-Avg
14-15	34	45-111	.405	4-10	.400	41-64	.641	135-4.0
15-16	31	105-228	.461	9-26	.346	105-143	.734	324-10.5
16-17	30	150-332	.452	11-40	.275	93-133	.699	404-13.5
17-18	32	109-245	.445	7-27	.259	57-92	.620	282-8.8
TOTAL	127	409-916	.447	31-103	.301	296-432	.685	1145-9.0

31. CONSTANTIN POPA (1991-95) 1,132

Year	GP	FG-A	Pct	3FG-A	Pct	FT-A	Pct	Pts-Avg
91-92	32	81-187	.433	0-1	.000	54-100	.540	216-6.8
92-93	27	145-275	.527	0-0	.000	66-111	.595	356-13.2
93-94	27	100-216	.463	0-0	.000	47-67	.701	247-9.1
94-95	27	126-239	.527	0-0	.000	61-84	.726	313-11.6
TOTAL	113	452-917	.493	0-1	.000	228-362	.630	1132-10.0

32. RION BROWN (2010-14) 1,124

Year	GP	FG-A	Pct	3FG-A	Pct	FT-A	Pct	Pts-Avg
10-11	36	51-141	.362	32-90	.356	22-33	.697	157-4.4
11-12	31	73-171	.427	41-104	.394	36-47	.766	223-7.2
12-13	36	79-215	.367	38-130	.292	35-47	.745	231-6.4
13-14	33	174-403	.432	63-199	.317	102-135	.756	513-15.5
TOTAL	136	377-930	.405	174-523	.333	196-262	.748	1124-8.3

33. SHELDON McCLELLAN (2014-16) 1,120

Year	GP	FG-A	Pct	3FG-A	Pct	FT-A	Pct	Pts-Avg
14-15	38	192-397	.484	54-151	.358	112-136	.824	550-14.5
15-16	35	177-351	.504	56-138	.406	160-191	.838	570-16.3
TOTAL	73	369-748	.493	110-289	.381	272-327	.832	1120-15.3

34. JAMES DEWS (2006-10) 1,090

Year	GP	FG-A	Pct	3FG-A	Pct	FT-A	Pct	Pts-Avg
06-07	31	37-108	.343	16-58	.276	7-12	.583	97-3.1
07-08	34	121-283	.428	58-156	.372	49-54	.907	349-10.3
08-09	32	94-239	.393	44-132	.333	31-41	.756	263-8.2
09-10	33	147-328	.448	52-143	.364	35-47	.745	381-11.5
TOTAL	130	399-958	.417	170-489	.348	122-154	.792	1090-8.4

35. WHITEY CAMPBELL (1946-50) 1,076

Year	GP	FG-A	Pct	3FG-A	Pct	FT-A	Pct	Pts-Avg
46-50	—	417	—	—	—	134	—	1076

36. ANTHONY LAWRENCE II (2015-19) 1,043

Year	GP	FG-A	Pct	3FG-A	Pct	FT-A	Pct	Pts-Avg
15-16	33	47-92	.511	18-42	.429	24-40	.600	136-4.1
16-17	33	72-173	.416	35-99	.354	45-62	.726	224-6.8
17-18	32	100-214	.467	38-88	.432	43-63	.683	281-8.8
18-19	32	141-311	.453	51-147	.347	69-91	.758	402-12.6
TOTAL	130	360-790	.456	142-376	.378	181-256	.707	1043-8.0

RECORDS

1,000 POINTS CLUB

T-37. JULIE COHEN (1959-62) 1,042

Year	GP	FG-A	Pct	3FG-A	Pct	FT-A	Pct	Pts-Avg
59-60	27	120-300	.400	—	—	99-152	.651	339-12.6
60-61	27	132-275	.480	—	—	62-95	.653	326-12.1
61-62	26	136-329	.414	—	—	105-143	.734	377-14.5
TOTAL	80	388-904	.429	—	—	266-390	.682	1042-13.0

T-37. DICK MIANI (1952-56) 1,042

Year	GP	FG-A	Pct	3FG-A	Pct	FT-A	Pct	Pts-Avg
52-56	—	392	—	—	—	258	—	1042

39. REGGIE JOHNSON (2009-13) 1,039

Year	GP	FG-A	Pct	3FG-A	Pct	FT-A	Pct	Pts-Avg
09-10	32	60-115	.522	0-0	.000	84-107	.785	204-6.4
10-11	36	165-279	.591	0-0	.000	100-150	.667	430-11.9
11-12	23	88-179	.492	4-11	.364	51-72	.708	231-10.0
12-13	26	57-150	.380	1-10	.100	59-87	.678	174-6.7
TOTAL	117	370-723	.512	5-21	.238	294-416	.707	1,039-8.9

40. JEROME SCOTT (1988-92) 1,038

Year	GP	FG-A	Pct	3FG-A	Pct	FT-A	Pct	Pts-Avg
88-89	17	19-53	.358	6-18	.333	11-21	.524	55-3.2
89-90	27	89-207	.430	19-62	.306	43-65	.662	240-8.9
90-91	28	129-305	.423	33-86	.384	81-114	.711	372-13.3
91-92	32	122-308	.396	27-80	.338	100-142	.704	371-11.6
TOTAL	104	359-873	.411	85-246	.346	235-342	.687	1038-10.0

41. RICK JONES (1964-67) 1,029

Year	GP	FG-A	Pct	3FG-A	Pct	FT-A	Pct	Pts-Avg
64-65	26	100-257	.389	—	—	56-70	.800	256-9.9
65-66	26	160-381	.420	—	—	134-153	.876	454-17.5
66-67	26	114-293	.388	—	—	91-114	.798	319-12.3
TOTAL	78	374-931	.402	—	—	281-337	.834	1029-13.2

1K SCORERS BY UNIFORM NUMBER

Num.*	Total	Players
No. 0	2	Chris Lykes, Ja'Quan Newton
No. 1	2	Durand Scott, DJ Vasiljevic
No. 3	3	Malcolm Grant, Anthony Lawrence II, Kevin Presto
No. 5	2	Davon Reed, John Salmons
No. 10	1	Sheldon McClellan
No. 11	1	Don Curnutt
No. 12	1	Ron Godfrey
No. 13	4	Guillermo Diaz, Dick Hickox, Rick Jones, Gene Stage
No. 14	1	Mike Wittman
No. 15	2	Rion Brown, Joe Wylie
No. 17	2	Whitey Campbell, Dick Miani
No. 20	1	Rusty Parker
No. 21	3	Dwayne Collins, Steven Edwards, Darius Rice
No. 22	1	Robert Hite
No. 23	2	Dennis Burns, James Dews
No. 24	1	Rick Barry
No. 25	1	Julie Cohen
No. 31	1	Johnny Hemsley
No. 32	1	Eric Brown
No. 33	4	Willie Allen, James Jones, Jack McClinton, Constantin Popa
No. 40	1	Tim James
No. 42	1	Reggie Johnson
No. 44	1	Jerome Scott
No. 45	1	Mike McCoy
No. 51	1	Mario Bland

* Based off primary number



Robert Hite



Constantin Popa

ANNUAL LEADERS

SCORING

Year	Player	FG	FT	Pts
1926-27	No records available			
1927-28	Rodger Ashman			169
1928-29	Rodger Ashman	49	18	116
1929-31	No records available			
1931-32	Polger*	71	25	167
1932-38	NO TEAM			
1938-39	No records available			
1939-40	John Tobin	86	24	196
1940-41	John Tobin	71	27	169
1941-42	John Tobin	91	39	221
1943-45	No records available			
1945-46	Louis Edwards	53	17	123
1946-47	Bob Campbell	164	39	367
1947-48	Abe Friedman	92	37	221
1948-49	Bob Campbell	164	39	367
1949-50	Mackey MacDonald	134	48	316
1950-51	Sy Chadroff	107	54	268
1951-52	Sy Chadroff	180	999	459
1952-53	Howard Keene	112	126	350
1953-54	Willie Schayowitz	95	37	227
1954-55	Dick Miani	114	73	301
1955-56	Dick Miani	186	139	511
1956-57	Gene Stage	158	145	461
1957-58	Gene Stage	137	79	353
1958-59	Dick Hickox	161	131	453
1959-60	Dick Hickox	219	158	596
1960-61	Dick Hickox	180	120	480
1961-62	Mike McCoy	199	80	478
1962-63	Mike McCoy	237	80	554
1963-64	Rick Barry	314	242	870
1964-65	Rick Barry	340	293	973
1965-66	Mike Wittman	208	151	567
1966-67	Mike Wittman	219	147	585
1967-68	Don Curnutt	268	99	635
1968-69	Don Curnutt	262	138	662
1969-70	Don Curnutt	283	143	709
1970-71	Willie Allen	184	129	497
1972-85	NO TEAM			
1985-86	Eric Brown	174	112	460
1986-87	Eric Brown	183	114	460
1987-88	Eric Brown	193	161	551
1988-89	Eric Brown	255	246	765
1989-90	Joe Wylie	210	91	514
1990-91	Joe Wylie	186	143	515
1991-92	Jerome Scott	100	122	371
1992-93	Steven Edwards	127	97	430
1993-94	Jamal Johnson	102	53	257
1994-95	Steven Edwards	102	91	359
1995-96	Steven Edwards	114	68	361
1996-97	Tim James	165	73	405
1997-98	Tim James	184	97	469
1998-99	Tim James	215	115	557
1999-00	Johnny Hemsley	194	90	542

Year	Player	FG	FT	Pts
2000-01	Darius Rice	140	67	409
2001-02	Darius Rice	155	92	478
2002-03	Darius Rice	170	99	506
2003-04	Darius Rice	166	85	472
2004-05	Guillermo Diaz	190	97	538
2005-06	Guillermo Diaz	194	120	586
2006-07	Jack McClinton	163	102	519
2007-08	Jack McClinton	179	114	566
2008-09	Jack McClinton	200	116	617
2009-10	James Dews	147	35	381
2010-11	Malcolm Grant	158	122	532
2011-12	Durand Scott	136	97	388
2012-13	Shane Larkin	183	87	522
2013-14	Rion Brown	174	102	513
2014-15	Sheldon McClellan	192	112	550
2015-16	Sheldon McClellan	177	351	570
2016-17	Davon Reed	161	90	491
2017-18	Lonnie Walker IV	132	48	368
2018-19	Chris Lykes	171	114	517
2019-20	DJ Vasiljevic	138	60	409
2020-21	Isaiah Wong	155	102	462

* Last name unknown

Players to lead Miami in scoring at least three straight seasons:

John Tobin	1940, 41, 42
Dick Hickox	1959, 60, 61
Don Curnutt	1968, 69, 70
Eric Brown (4x)	1986, 87, 88, 89
Tim James	1997, 98, 99
Darius Rice (4x)	2001, 02, 03, 04
Jack McClinton	2007, 08, 09



Tim James



ANNUAL LEADERS

REBOUNDS

YEAR	PLAYER	OFF	DEF	TOTAL
1950-51	Howard Keene	—	—	271
1951-52	Howard Keene	—	—	218
1952-54	<i>No records available</i>			
1954-55	Ken Ryskamp	—	—	181
1955-56	Ed Morris	—	—	322
1956-57	Ed Morris	—	—	246
1957-58	Dick Berghoff	—	—	278
1958-59	Harry Manushaw	—	—	372
1959-60	Harry Manushaw	—	—	321
1960-61	Ron Godfrey	—	—	256
1961-62	Mike McCoy	—	—	338
1962-63	Rick Barry	—	—	351
1963-64	Rick Barry	—	—	448
1964-65	Rick Barry	—	—	475
1965-66	Mike Wittman	—	—	260
1966-67	Billy Soens	—	—	330
1967-68	Billy Soens	—	—	299
1968-69	Wayne Canaday	—	—	319
1969-70	Wayne Canaday	—	—	327
1970-71	Willie Allen	—	—	316
1972-85	NO TEAM			
1985-86	Eric Brown	—	—	208
1986-87	Tito Horford	59	178	241
1987-88	Tito Horford	65	206	271
1988-89	Eric Brown	81	168	249
1989-90	Joe Wylie	89	177	266
1990-91	Joe Wylie	110	169	279
1991-92	Constantin Popa	64	88	152
1992-93	Constantin Popa	76	121	197
1993-94	Constantin Popa	57	105	162
1994-95	Constantin Popa	76	114	190
1995-96	Steve Rich	70	90	160
1996-97	Tim James	88	108	196
1997-98	Tim James	90	173	263
1998-99	Tim James	83	163	246
1999-00	Mario Bland	90	147	237
2000-01	John Salmons	62	111	173
2001-02	James Jones	65	138	203
2002-03	James Jones	52	117	169
2003-04	Darius Rice	55	123	178
2004-05	Anthony King	91	134	231
2005-06	Anthony King	104	132	236
2006-07	Dwayne Collins	105	102	207
2007-08	Anthony King	83	156	239
2008-09	Dwayne Collins	95	132	227
2009-10	Dwayne Collins	85	140	225
2010-11	Reggie Johnson	126	221	347
2011-12	Kenny Kadji	58	112	170
2012-13	Kenny Kadji	56	188	244
2013-14	Rion Brown	47	146	193
2014-15	Tonye Jekiri	118	248	366
2015-16	Tonye Jekiri	93	207	300
2016-17	Kamari Murphy	79	162	241
2017-18	Dewan Huell	65	148	213

2018-19	Ebuka Izundu	111	156	267
2019-20	Sam Waardenburg	49	132	181
2020-21	Nysier Brooks	64	92	156

ASSISTS

YEAR	PLAYER	ASSISTS*
1985-86	Bryan Hughes	129
1986-87	Kevin Presto	117
1987-88	Thomas Hocker	136
1988-89	Thomas Hocker	109
1989-90	Thomas Hocker	139
1990-91	Jerome Scott	111
1991-92	Michael Gardner	98
1992-93	Michael Gardner	154
1993-94	Torey McCormick	85
1994-95	Kevin Norris	102
1995-96	Kevin Norris	111
1996-97	Kevin Norris	142
1997-98	Kevin Norris	138
1998-99	Vernon Jennings	167
1999-00	Vernon Jennings	218
2000-01	John Salmons	115
2001-02	John Salmons	195
2002-03	Armondo Surratt	93
2003-04	Armondo Surratt	121
2004-05	Anthony Harris	133
2005-06	Guillermo Diaz	97
2006-07	Anthony Harris	110
2007-08	Lance Hurdle	82
	Jack McClinton	82
2008-09	Jack McClinton	91
2009-10	Malcolm Grant	117
2010-11	Malcolm Grant	115
2011-12	Durand Scott	93
2012-13	Shane Larkin	164
2013-14	Garrius Adams	95
2014-15	Angel Rodriguez	126
2015-16	Angel Rodriguez	158
2016-17	Bruce Brown Jr.	106
2017-18	Ja'Quan Newton	84
2018-19	Chris Lykes	103
2019-20	Harlond Beverly	71
2020-21	Isaiah Wong	64

* Did not become an official NCAA statistic until 1985-86

ANNUAL LEADERS

STEALS

YEAR	PLAYER	STEALS*
1985-86	Bryan Hughes	42
1986-87	Kevin Presto	44
1987-88	Dennis Burns	48
1988-89	Eric Brown	44
1989-90	Jake Morton	45
1990-91	Jerome Scott	70
1991-92	Jerome Scott	77
1992-93	Steven Edwards	56
1993-94	Torey McCormick	43
1994-95	Kevin Norris	49
1995-96	Kevin Norris	45
1996-97	Clifton Clark	47
1997-98	Kevin Norris	68
1998-99	Vernon Jennings	60
1999-00	Vernon Jennings	75
2000-01	John Salmons	57
2001-02	John Salmons	57
2002-03	James Jones	44
2003-04	Robert Hite	61
2004-05	Robert Hite	45
2005-06	Robert Hite	50
2006-07	Brian Asbury	46
2007-08	James Dews	28
2008-09	Dwayne Collins	31
2009-10	Durand Scott	41
2010-11	Durand Scott	43
2011-12	Shane Larkin	50
2012-13	Shane Larkin	71
2013-14	Garrison Adams	42
2014-15	Angel Rodriguez	59
2015-16	Angel Rodriguez	58
2016-17	Bruce Brown Jr.	49
2017-18	Anthony Lawrence II	46
2018-19	Zach Johnson	53
2019-20	Chris Lykes	28
2020-21	Isaiah Wong	30

* Did not become an official NCAA statistic until 1985-86

BLOCKED SHOTS

YEAR	PLAYER	BLOCKS*
1985-86	Tim Harvey	46
1986-87	Tito Horford	45
1987-88	Tito Horford	80
1988-89	Dennis Burns	36
1989-90	Joe Wylie	32
1990-91	Joe Wylie	37
1991-92	Constantin Popa	64
1992-93	Constantin Popa	85
1993-94	Constantin Popa	59
1994-95	Constantin Popa	55
1995-96	Tim James	50
1996-97	Tim James	64
1997-98	Tim James	45
1998-99	Tim James	65
1999-00	Elton Tyler	34
2000-01	Dwayne Wimbley	48
2001-02	James Jones	78
2002-03	James Jones	50
2003-04	Gary Hamilton	26
2004-05	Anthony King	86
2005-06	Anthony King	65
2006-07	Brian Asbury	20
2007-08	Anthony King	48
2008-09	Jimmy Graham	36
2009-10	Dwayne Collins	32
2010-11	Reggie Johnson	45
2011-12	Kenny Kadji	51
2012-13	Julian Gamble	63
2013-14	Donnavan Kirk	46
2014-15	Tonye Jekiri	51
2015-16	Tonye Jekiri	35
2016-17	Dewan Huell/Ebuka Izundu	25
2017-18	Huell/Anthony Lawrence II	31
2018-19	Ebuka Izundu	39
2019-20	Sam Waardenburg	33
2020-21	Nysier Brooks	26

* Did not become an official NCAA statistic until 1985-86



MIAMI 100-POINT GAMES

Date	Opponent	W/L	UM	Opp.	Date	Opponent	W/L	UM	Opp.
1/9/52	Florida Southern	W	106	43	1/19/67	Florida Southern	W	102	83
1/17/55	Tampa	W	103	76	3/1/67	Florida State	W	110	90
2/17/55	at Tampa	W	105	89	12/6/67	at Hawaii	W	102	83
1/24/57	Kentucky Wesleyan	W	100	95	12/12/67	Tampa	W	104	103
1/8/58	Stetson	W	103	80	12/27/67	Dartmouth	W	100	81
12/3/58	Rollins	W	104	87	12/28/67	New York University	W	102	91
12/5/58	Tampa	W	113	71	1/6/68	Pittsburgh	W	100	84
12/8/58	Florida Southern	W	107	80	2/10/68	Florida A&M	W	108	98
1/31/59	Western Kentucky	W	109	95	2/24/68	Creighton	W	106	93
2/23/59	Morehead State	W	102	85	1/5/70	Rhode Island	W	105	95
12/1/59	Rollins	W	110	86	1/23/70	at Florida Southern	W	103	92
12/3/59	Jacksonville	W	106	98	2/7/70	Florida A&M	W	118	111
12/28/59	Brigham Young	W	110	93	2/17/70	La Salle	W	103	96
1/2/60	[15] South Carolina	W OT	107	106	1/8/71	at Florida State	L	106	114
2/18/60	[10] Florida Southern	W	121	85	2/27/71	Florida State	W	100	94
2/22/60	[10] Kentucky Wesleyan	W	104	95	1/31/86	vs. Brooklyn College	W	102	93
2/27/60	[9] Florida State	W	107	89	1/9/87	vs. PR-Rio Piedras	W	111	64
1/4/61	Miami (Ohio)	W 2OT	102	100	2/18/87	Florida International	W	102	81
2/1/61	Rollins	W	103	75	2/28/87	Coppin State	W	115	76
2/18/61	at Tampa	W	108	99	12/21/87	Alabama State	W	110	107
1/6/62	Oklahoma City	L OT	113	118	12/29/87	vs. American	W	104	70
12/13/62	Florida Southern	W	116	93	3/5/88	UCF	W	100	80
1/9/63	at Jacksonville	W	103	91	11/25/88	Maryland Eastern Shore	W	108	80
1/30/63	[18] at Rollins	W	120	72	11/28/88	Oral Roberts	W	108	103
2/5/63	[18] Jacksonville	W	112	105	12/10/88	Duke	L	102	117
2/9/63	Louisville	W	112	84	12/16/88	Long Island University	W	102	66
2/12/63	Rollins	W	144	75	12/28/88	vs. Pennsylvania	W	102	69
2/18/63	Tampa	W	112	91	1/28/89	Marquette	W	106	90
12/3/63	Tampa	W	101	95	2/4/89	Brigham Young	W	107	86
12/12/63	at St. Mary's	W	101	86	2/6/89	South Florida	W 2OT	106	104
12/19/63	Rollins	W	108	90	2/8/89	Tennessee Tech	W	111	101
1/4/64	Rhode Island	W	105	88	2/22/89	at Texas	L	104	123
1/23/64	La Salle	W	121	99	3/2/89	Savannah State	W	107	98
1/28/64	at Rollins	W	127	85	1/1/90	at George Mason	W OT	101	91
1/29/64	at Tampa	W	134	104	1/18/90	Florida State	W 2OT	101	97
2/4/64	Jacksonville	W	117	92	2/16/99	[16/21] Villanova	W	103	82
2/18/64	Florida Southern	W	120	79	11/30/99	[25] Bethune-Cookman	W	102	75
12/1/64	Tampa	W	136	119	1/19/02	[24/20] Providence	W 2OT	102	96
1/13/65	Florida Southern	W	124	93	1/3/04	Savannah State	W	105	65
1/16/65	Jacksonville	W	127	99	11/9/07	Florida Southern	W	104	61
1/23/65	[t-19] at Rollins	W	128	92	11/16/09	Nova Southeastern	W	108	58
1/30/65	Oklahoma City	W	115	92	11/19/15	vs. Mississippi State	W	105	79
2/2/65	Miami (Ohio)	W	115	95	2/19/20	at Virginia Tech	W 3OT	102	95
2/9/65	Tampa	W	141	110					
2/13/65	Loyola (N.O.)	W	115	86					
2/20/65	[t-19] Houston	W	103	91					
2/23/65	[17] Rollins	W	148	79					
12/1/65	Tampa	W	120	91					
12/18/65	Ohio University	W	105	100					
1/28/66	at Florida Southern	W	101	80					
2/12/66	Jacksonville	W	117	104					
2/28/66	Florida State	W	112	90					
3/5/66	La Salle	W	108	102					
1/10/67	Oklahoma City	W	111	109					
1/14/67	Jacksonville	W	106	86					

RECORDS

OPPONENT 100-POINT GAMES

Date	Opponent	W/L	UM	Opp.	Date	Opponent	W/L	UM	Opp.
1/25/52	Western Kentucky	L	74	102	2/26/87	at Florida State	L	84	108
12/21/53	Ohio State	L	81	106	11/27/87	vs. #9 Michigan	L	76	109
2/11/54	at Stetson	L	56	108	12/21/87	Alabama State	W	110	107
2/20/56	Morehead State	L	89	102	12/30/87	vs. #11 Purdue	L	82	110
12/3/56	Kentucky	L	75	114	1/6/88	at #9 Duke	L	69	107
12/8/56	at Akron	L	80	106	2/27/88	DePaul	L	82	101
2/5/59	at Stetson	L	97	110	11/28/88	Oral Roberts	W	108	103
1/2/60	South Carolina	W OT	107	106	12/10/88	#1 Duke	L	102	117
3/8/60	[8] vs. Western Kentucky	L	84	107	12/19/88	at Florida	L	81	101
12/10/60	at Brigham Young	L	80	112	1/7/89	at #5 Georgetown	L	79	112
1/4/61	Miami (Ohio)	W 2OT	102	100	1/24/89	#20 Providence	L	91	106
12/4/61	at Morehead State	L	81	107	2/1/89	New Mexico	L	93	110
1/6/62	Oklahoma City	L OT	113	118	2/6/89	USF	W 2OT	106	104
1/30/62	at Tampa	L	95	113	2/8/89	Tennessee Tech	W	111	101
2/10/62	Loyola (N.O.)	L	70	113	2/22/89	at Texas	L	104	123
2/5/63	Jacksonville	W	112	105	1/10/90	#1 Kansas	L	73	100
3/19/63	vs. Providence	L	96	106	1/27/90	at Notre Dame	L	60	107
1/9/64	at Florida	L	91	114	2/21/90	at Providence	L	67	101
1/29/64	at Tampa	W	134	104	12/27/90	Miami (Ohio)	L 2OT	99	101
12/1/64	at Tampa	W	136	119	1/3/07	at #3 North Carolina	L	64	105
2/9/65	Tampa	W	141	110	1/27/18	[RV/24] at Florida St.	L OT	94	103
12/9/65	at #11 San Francisco	L	89	105					
12/18/65	Ohio University	W	105	100					
1/12/66	at Florida	L	66	111					
2/12/66	Jacksonville	W	117	104					
2/17/66	at Houston	L	96	111					
3/5/66	La Salle	W	108	102					
12/3/66	Florida	L	88	113					
1/10/67	Oklahoma City	W	111	109					
2/18/67	#7/8 Houston	L	86	105					
12/7/67	at Hawaii	L	76	110					
12/12/67	Tampa	W	104	103					
1/12/68	at Florida State	L	93	122					
2/15/68	at #1 Houston	L	64	106					
12/6/68	vs. Florida State	L	84	111					
12/7/68	vs. Florida	L	62	111					
12/12/69	at #2 UCLA	L	69	127					
1/9/70	at Florida State	L	63	114					
1/10/70	at #7 Jacksonville	L	87	121					
1/24/70	at Stetson	L	88	116					
1/29/70	at Tulane	L	90	105					
2/7/70	Florida A&M	W	118	111					
2/12/70	at Centenary	L	86	107					
2/14/70	at #13 Houston	L	98	118					
2/28/70	#9 Florida State	L	96	112					
3/4/70	#6 Jacksonville	L	97	108					
12/29/70	at Maryland	L	77	111					
1/8/71	at Florida State	L	106	114					
1/9/71	at #7 Jacksonville	L	82	124					
1/23/71	at Creighton	L	84	104					
2/6/71	Loyola (N.O.)	L	88	107					
12/21/85	at UCLA	L	64	109					
2/19/86	at #2 Duke	L	82	102					
2/22/86	#14 Notre Dame	L	73	126					
12/6/86	at #1 North Carolina	L	77	122					



OVERTIME GAMES

Overall: 43-50

1OT: 33-43

2OT: 9-7

3OT: 1-0

Home: 22-25

1OT: 15-21 (3-6 ACC)

2OT: 7-4 (2-2 ACC)

ACC play: 5-8

Vs. ranked: 2-7 (1-5 ACC; 2-4 1OT, 0-3 2OT)

Miami ranked: 5-0 (1-0 ACC; 4-0 1OT, 1-0 2OT)

Away: 16-16

1OT: 14-15 (5-7 ACC)

2OT: 1-1

3OT: 1-0 (1-0 ACC)

ACC play: 6-7

Vs. ranked: 2-3 (2-2 ACC; 2-3 1OT)

Miami ranked: 1-2 (0-2 ACC; 1-2 1OT)

Neutral: 5-9

1OT: 4-7

2OT: 1-2

ACC Tournament: 1-1 (1-1 1OT)

Vs. ranked: 0-1 (0-1 2OT)

Miami ranked: n/a

ACC play: 11-15

1OT: 8-13

2OT: 2-2

3OT: 1-0

Postseason: 3-2

1OT: 3-2

NIT: 0-1 (0-1 1OT)

ACC Tournament: 1-1 (1-0 1OT)

BIG EAST Tournament: 2-0 (2-0 1OT)

No games involving a ranked team

Vs. ranked: 4-11

1OT: 4-7 (3-4 ACC)

2OT: 0-4 (0-2 ACC)

ACC play: 3-7

Miami ranked: 6-2

1OT: 5-2 (1-2 ACC)

2OT: 1-0

ACC play: 1-2

Both teams ranked: n/a

Under Larranaga: 11-12

1OT: 7-11 (5-6 ACC)

2OT: 3-1 (2-1 ACC)

3OT: 1-0 (1-0 ACC)

ACC play: 8-7

Postseason: 0-1 (0-1 NIT, 0-1 1OT)

Non-conf. regular season: 3-4 (2-4 1OT, 1-0 2OT)

UM ranked: 2-1 (2-1 1OT)

Vs. ranked: 2-5 (2-4 1OT, 0-1 2OT)

Both teams ranked: n/a

Date	Opponent	W/L	Score
12/29/48	Princeton	L 2OT	55-62
1/12/51	Tampa	L OT	75-77
2/6/51	La Salle	W OT	77-75
2/13/54	at Florida Southern	W 2OT	77-70
12/30/58	Miami (Ohio)	L OT	87-89
1/2/60	[15] South Carolina	W OT	107-106
1/13/60	[15] at Jacksonville	W OT	78-70
1/4/61	Miami (Ohio)	W 2OT	102-100
1/13/61	at Jacksonville	W OT	93-84
1/6/62	Oklahoma City	L OT	113-118
11/30/62	Florida	W OT	91-87
1/12/63	at Florida State	L OT	74-77
12/14/63	at Nevada	W OT	81-78
12/28/63	vs. Syracuse	L OT	85-86
2/15/64	at Loyola (N.O.)	W OT	97-90
12/28/65	Louisville	L OT	84-85
2/1/69	Morehead State	W OT	92-91
3/1/69	Florida State	L OT	86-89
12/13/69	at Pepperdine	L OT	90-93
12/19/70	vs. Oklahoma City	L OT	91-94
1/29/71	at Florida Southern	L OT	95-96

Program Rebirth

1/18/86	Arizona	L OT	74-81
12/29/86	vs. Yale	W OT	78-75
1/24/87	Marquette	W OT	91-89
1/31/87	at San Diego State	W OT	83-82
2/1/88	vs. Marist	W OT	79-76
2/4/88	Monmouth	L OT	62-64
1/3/89	at Rutgers	W OT	99-94
2/6/89	USF	W 2OT	106-104
1/1/90	at George Mason	W OT	101-91
1/18/90	Florida State	W 2OT	101-97
12/19/90	at SMU	L 2OT	88-93
12/27/90	vs. Miami (Ohio)	L 2OT	99-101
2/11/91	Memphis	L OT	82-83

Joined BIG EAST

3/4/92	#22 Seton Hall **	L OT	82-90
2/25/95	at Boston College **	W OT	77-71
2/28/95	Pittsburgh **	W OT	76-68
12/23/95	Clemson	L OT	52-66
2/20/96	St. John's **	W 2OT	96-91
1/18/97	Georgetown **	W OT	68-65
3/5/97	at St. John's +	W OT	76-68
1/20/99	Connecticut **	L OT	68-70
3/5/00	#18/21 St. John's **	W OT	74-70
1/22/01	at St. John's **	L OT	63-67
1/15/02	[24/20] Pittsburgh **	W OT	76-69
1/19/02	[24/20] Providence **	W 2OT	102-96
3/7/02	vs. Georgetown +	W OT	84-76
12/3/02	at Florida Atlantic	L OT	73-74
12/21/02	vs. #13 Florida	L 2OT	93-94
1/4/03	North Carolina	W OT	64-61
1/11/03	at #3 Connecticut **	L OT	80-83
2/8/03	Villanova **	L OT	67-72
1/10/04	#15 Pittsburgh **	L 2OT	80-84
1/31/04	Georgetown **	L OT	80-87

OVERTIME GAMES

Date	Opponent	W/L	Score
2/4/04	at Rutgers **	L OT	70-72
2/11/04	Boston College **	L OT	72-74
Joined ACC			
11/27/04	vs. Xavier	L OT	70-83
2/5/05	#22/24 Maryland *	W OT	75-73
1/29/06	at Florida State *	W OT	84-78
2/8/06	#16/15 NC State *	L 2OT	77-86
2/28/07	at Clemson *	L OT	70-74
3/3/07	Florida State *	L OT	90-98
3/9/07	vs. Boston College ^	L OT	71-74
1/19/08	[21/24] at NC State *	L OT	77-79
3/8/08	at Florida State *	L OT	72-75
1/25/09	Virginia Tech *	L OT	83-88
1/27/09	at NC State *	L OT	81-84
2/7/09	at #4/3 Duke *	L OT	75-78
2/5/11	at Virginia *	W OT	70-68
3/10/11	vs. Virginia ^	W OT	69-62
Larrañaga Arrived			
11/25/11	at Ole Miss	L OT	61-64
12/17/11	vs. Florida Atlantic	W 2OT	93-90
2/1/12	Maryland *	W 2OT	90-86
2/5/12	at #7/5 Duke *	W OT	78-74
12/25/12	vs. Indiana State	L OT	55-57
11/08/13	St. Francis Brooklyn	L OT	62-66
11/11/13	Georgia Southern	W OT	81-80
11/28/13	vs. George Washington	L OT	63-71
12/8/13	Virginia Tech *	L OT	60-61
2/5/14	#25/22 Pittsburgh *	L OT	55-59
1/3/15	#3 Virginia *	L 2OT	80-89
2/16/15	Boston College *	W 2OT	89-86
4/2/15	vs. Stanford \$	L OT	64-66
12/1/16	[21] Nebraska	W OT	77-72
2/20/17	at #18/19 Virginia *	W OT	54-48
1/24/18	[RV/24] Louisville *	W OT	78-75
1/27/18	[RV/24] at Florida State *	L OT	94-103
2/9/19	at #8 North Carolina *	L OT	85-88
12/31/19	at Clemson *	W OT	73-68
1/18/20	#9 Florida State *	L OT	79-83
2/19/20	at Virginia Tech *	W 3OT	102-95
3/7/20	Syracuse *	W OT	69-65
2/6/21	#16 Virginia Tech *	L OT	76-80

* ACC game

** BIG EAST game

^ ACC Tournament

+ BIG EAST Tournament

\$ NIT



SEASON OPENERS

Season Opener All-Time*	56-14
at home	47-10 (1-1 1OT)
on the road	7-2
at a neutral site	2-2
in overtime	1-1 (1-1 1OT)
vs. ranked teams	0-2
at home	0-1
at a neutral site	0-1
as a ranked team	2-0
at home	2-0
longest winning streak	20 (1993-94 to 2012-13)
longest losing streak	3 (1939-40 to 1941-42)

Season Opener Since Rebirth	31-5
at home	25-4 (0-1 1OT)
on the road	4-0
at a neutral site	2-1
in overtime	0-1 (0-1 1OT)
vs. ranked teams	0-2
at home	0-1
as a ranked team	2-0
at home	2-0

Season Opener Since Joining ACC	15-2
at home	14-2 (0-1 1OT)
at a neutral site	1-0
in overtime	0-1 (0-1 1OT)
vs. ranked teams	0-1
at home	0-1
as a ranked team	2-0
at home	2-0

Season Opener Under Jim Larrañaga	8-2
at home	8-2 (0-1 1OT)
in overtime	0-1 (0-1 1OT)
vs. ranked teams	0-1
at home	0-1
as a ranked team	1-0
at home	1-0

Home Opener All-Time*	58-12
in overtime	1-1 (1-1 1OT)
vs. ranked teams	0-2
as a ranked team	3-0
longest winning streak	20 (1993-94 to 2012-13)
longest losing streak	3 (1939-40 to 1941-42)

Home Opener Since Rebirth	32-4
in overtime	0-1 (0-1 1OT)
vs. ranked teams	0-1
as a ranked team	3-0

Home Opener Since Joining ACC	15-2
in overtime	0-1 (0-1 1OT)
vs. ranked teams	0-1
as a ranked team	2-0

Home Opener Under Jim Larrañaga	8-2
in overtime	0-1 (0-1 1OT)
vs. ranked teams	0-1
as a ranked team	1-0

Road Opener All-Time*^A	29-40
in overtime	1-2 (1-2 1OT)
vs. ranked teams	3-8
as a ranked team	3-0 (1-0 1OT)
with both teams ranked	1-1
longest winning streak	5 (1997-98 to 2001-02)
longest losing streak [#]	8 (1985-86 to 1992-93)

Road Opener Since Rebirth	17-19
in overtime	1-2 (1-2 1OT)
vs. ranked teams	3-4
as a ranked team	3-0 (1-0 1OT)
with both teams ranked	1-0

Road Opener Since Joining ACC	10-7
in overtime	1-1 (1-1 1OT)
vs. ranked teams	3-2
as a ranked team	3-0 (1-0 1OT)
with both teams ranked	1-0

Road Opener Under Jim Larrañaga	6-4
in overtime	1-1 (1-1 1OT)
vs. ranked teams	2-1
as a ranked team	2-0 (1-0 1OT)
with both teams ranked	1-0

Neutral-Site Opener All-Time*	28-27
in overtime	2-4 (1-2 1OT, 1-2 2OT)
vs. ranked teams	0-5 (0-1 2OT)
as a ranked team	3-0
longest winning streak	7 (1959-60 to 1965-66)
longest losing streak	4 (1987-88 to 1990-91)

Neutral-Site Opener Since Rebirth	18-18
in overtime	2-4 (1-2 1OT, 1-2 2OT)
vs. ranked teams	0-5 (0-1 2OT)
as a ranked team	3-0

Neutral-Site Opener Since Joining ACC	12-5
in overtime	1-2 (1-0 2OT, 0-2 1OT)
vs. ranked teams	0-1
as a ranked team	2-0

Neutral-Site Opener Under Jim Larrañaga	8-2
in overtime	1-1 (1-0 2OT, 0-1 1OT)
vs. ranked teams	0-1
as a ranked team	1-0

* 1931-32 is excluded, as schedule is unavailable and Miami played no senior colleges

^A Miami played no road games in 1926-27, its first season

[#] Miami also lost its last five road openers prior to the program rebirth, making it a non-continuous streak of 13

NOTE: Lone season opener in league play was Nov. 5, 2019, at home against #5/5 Louisville (L, 87-74)

ACC OPENERS

ACC Openers (joined in 2004-05)	6-11
at home	4-6 (0-1 1OT, 0-1 2OT)
on the road	2-5
in overtime	0-2 (0-1 1OT, 0-1 2OT)
vs. ranked teams	1-8 (0-1 2OT)
at home	1-4 (0-1 2OT)
on the road	0-4
as a ranked team	3-0
at home	2-0
on the road	1-0
with both teams ranked	0-0
longest winning streak	3 (2015-16 to 2017-18)
longest losing streak	4 (2008-09 to 2011-12)

ACC Openers Under Jim Larrañaga	4-6
at home	2-5 (0-1 1OT, 0-1 2OT)
on the road	2-1
in overtime	0-2 (0-1 1OT, 0-1 2OT)
vs. ranked teams	0-4 (0-1 2OT)
at home	0-3 (0-1 2OT)
on the road	0-1
as a ranked team	2-0
at home	1-0
on the road	1-0
with both teams ranked	0-0

ACC Home Openers	11-6
in overtime	0-2 (0-1 1OT, 0-1 2OT)
vs. ranked teams	4-4 (0-1 2OT)
as a ranked team	3-0
with both teams ranked	1-0
longest winning streak	4 (2004-05 to 2007-08)
longest losing streak	3 (2018-19 to 2020-21)

ACC Home Openers Under Jim Larrañaga	5-5
in overtime	0-2 (0-1 1OT, 0-1 2OT)
vs. ranked teams	1-3 (0-1 2OT)
as a ranked team	2-0
with both teams ranked	1-0

ACC Road Openers	6-11
in overtime	0-0
vs. ranked teams	3-7
as a ranked team	1-2
with both teams ranked	0-1
longest winning streak	1, 6x
longest losing streak	3 (2009-10 to 2011-12)

ACC Road Openers Under Jim Larrañaga	4-6
in overtime	0-0
vs. ranked teams	1-4
as a ranked team	1-1
with both teams ranked	0-1

NOTE: ranking notations include the Associated Press and/or USA TODAY Coaches Poll

RECORDS BY MONTH (SINCE REBIRTH)

November	120-36
since joining ACC	77-25
under Jim Larrañaga	45-14
December	157-87
since joining ACC	79-27
under Jim Larrañaga	44-15
January	129-160
since joining ACC	60-72
under Jim Larrañaga	35-42
February	135-142
since joining ACC	66-62
under Jim Larrañaga	45-35
March	75-77
since joining ACC	47-44
under Jim Larrañaga	31-23
April	0-1
since joining ACC	0-1
under Jim Larrañaga	0-1



WATSCO CENTER RECORDS [OPENED JAN. 4, 2003]

INDIVIDUAL - MIAMI

Points	43	Darius Rice vs. Connecticut, 1/20/03
FGM	16	Darius Rice vs. Connecticut, 1/20/03
FGA	27	Darius Rice vs. Connecticut, 1/20/03
FG Pct.	1.000 (6-6)	Sheldon McClellan vs. South Alabama, 11/28/14
3FGM	7	4x, last Jack McClinton vs. N. Carolina, 2/15/09
3FGA	12	Jack McClinton vs. N. Carolina, 2/15/09
		Jack McClinton vs. Virginia Tech, 1/25/09
		Jack McClinton vs. Virginia, 3/1/08
3FG Pct.	1.000 (4-4)	 Jack McClinton vs. Ohio State, 12/2/08
		Anthony Lawrence II vs. Notre Dame, 2/3/16
FTM	16	Jack McClinton vs. NC State, 3/7/09
FTA	16	Jack McClinton vs. NC State, 3/7/09
		 Dwayne Collins vs. Florida Atlantic, 1/5/09
FT Pct.	1.000 (16-16)		..Jack McClinton vs. NC State, 3/7/09
Rebounds	19		Ebuka Izundu vs. Stephen F. Austin, 11/13/18
Assists	11	Angel Rodriguez vs. Duke, 1/25/16
Steals	6	Angel Rodriguez vs. Syracuse, 1/2/16
Blocks	13	Anthony King vs. Fla. Atlantic, 11/29/04
Turnovers	10	Durand Scott vs. Georgia Tech, 2/3/11

INDIVIDUAL - OPPONENT

Points	45	Al Thornton, Florida State, 3/3/07
FGM	16	Al Thornton, Florida State, 3/3/07
FGA	23	Jarrell Eddie, Virginia Tech, 12/8/13
FG Pct.	1.000 (11-11)	 Hakim Warrick, Syracuse, 2/14/04
		 Michael Devoe, Georgia Tech, 2/20/21
		 Toney Douglas, Florida State, 1/21/09
3FGM	7	Michael Devoe, Georgia Tech, 2/20/21
		 Toney Douglas, Florida State, 1/21/09
3FGA	17	..	Carter Hendricksen, North Florida, 11/29/20
3FG Pct.	1.000 (4-4)	Leaky Black, North Carolina, 1/5/21
			..Isaac McGlone, Eastern Kentucky, 12/19/14
FTM	15	Zabian Dowdell, Virginia Tech, 1/23/07
		 Tyler Hansbrough, North Carolina, 1/23/08
FTA	18	Zabian Dowdell, Virginia Tech, 1/23/07
FT Pct.	1.000 (11-11)	 Jon Scheyer, Duke, 1/14/07
		Al Thornton, Florida State, 3/3/07
Rebs	18	Gani Lawal, Georgia Tech, 2/10/10
Assists	12	Markell Johnson, NC State, 2/5/20
Steals	6	..	Nickeil Alexander-Walker, Va. Tech, 1/30/19
		Chris Jones, Louisville, 2/3/15
		Jeremy Chappell, Robert Morris, 12/14/08
Blocks	6	Joakim Noah, Florida, 12/22/05
Turnovers	9	Tavarus Alston, NC A&T, 12/21/09
		 Rakim Sanders, Boston College, 3/5/08
		 Jason Willis, NC A&T, 12/23/07

TEAM - MIAMI

Pts (Game)	108	vs. Nova Southeastern, 11/16/09
Pts (Half)	61	vs. Nova Southeastern (1H), 11/16/09
Comb. Pts	191	Miami 96, Duke 95, 2/20/08
FGM	41	vs. Florida Southern, 11/9/07
FGA	78	vs. Florida Southern, 11/9/07
FG Pct	.667 (30-45)	...	vs. Birmingham Southern, 12/3/05
3FGM	18	vs. Coppin State, 12/21/19
3FGA	38	vs. Coppin State, 12/21/19
3FG Pct	.727 (8-11)	vs. Louisville, 2/27/16
FTM	32	vs. North Florida, 12/31/08
FTA	42	vs. North Florida, 12/31/08
		vs. Alabama State, 11/28/07
FT Pct.*	.933 (14-15)	vs. Boston College, 1/15/11
Rebounds	56	vs. Florida Southern, 11/15/08
Assists	29	vs. Florida Southern, 11/9/07
Steals	15	vs. Florida Southern, 11/9/07
		 vs. Penn, 1/2/08
Blocks	14	vs. North Carolina, 1/4/03
Turnovers	24	vs. Florida State, 1/18/20

* Minimum 10 attempts

TEAM - OPPONENT

Pts (Game)	98	North Carolina, 1/23/08
		 Florida State, 3/3/07
Pts (Half)	59	Duke (2H), 2/20/08
FGM	40	Duke, 1/4/20
FGA	79	South Alabama, 11/28/14
FG Pct.	.644 (38-59)	Syracuse, 2/14/04
3FGM	15	Duke, 2/20/08
3FGA	40	North Florida, 11/29/20
3FG Pct.	.571 (4-7)	NC State, 2/27/10
FTM	34	Virginia Tech, 1/23/07
FTA	42	Virginia Tech, 1/23/07
FT Pct.	1.000 (16-16)	Georgia Southern, 11/11/13
			1.000 (15-15)Clemson, 2/13/19
Rebs	47	Morgan State, 11/24/07
Assists	26	North Carolina, 1/19/19
Steals	17	Georgia Tech, 2/3/11
Blocks	10	Florida, 12/22/05
		 Florida State, 1/18/20
Turnovers	28	Georgia Tech, 2/3/11

HOME ATTENDANCE

TOP 10 HOME ATTENDANCE FIGURES

Att	Opponent	Site	Result	Score	Date
15,147	Connecticut	Miami Arena	L	70-68 (OT)	1/20/99
11,263	Connecticut	Miami Arena	L	75-67	3/4/95
11,051	Ohio State	National Car Rental Center	W	72-64	12/27/98
10,896	Georgetown	Miami Arena	L	75-58	2/15/92
10,497	Rutgers	Miami Arena	W	68-63	2/27/99
10,419	Georgetown	Miami Arena	W	68-65 (OT)	1/18/97
10,231	Connecticut	Miami Arena	L	77-58	1/18/92
10,140	North Carolina	National Car Rental Center	L	78-68	12/18/99
10,135	Connecticut	Miami Arena	W	68-66	2/2/02
10,037	Notre Dame	Miami Arena	L	90-77	2/23/02

YEARLY HOME ATTENDANCE (since rebirth)

Year	Site	Total	Games	Avg.
1985-86	Knight Center	54,544	18	3,030
1986-87	Knight Center	43,129	17	2,537
1987-88	Knight Center	41,343	18	2,297
1988-89	Miami Arena	48,968	17	2,880
1989-90	Miami Arena	33,505	16	2,094
1990-91	Miami Arena	33,406	15	2,227

Conference Games

Total	Games	Avg.
—	—	—
—	—	—
—	—	—
—	—	—
—	—	—
—	—	—

Joined BIG EAST

1991-92	Miami Arena	56,677	14	4,048	46,380	9	5,153
1992-93	Miami Arena	51,262	15	3,417	41,169	9	4,574
1993-94	Miami Arena	38,219	15	2,548	28,154	9	3,128
1994-95	Miami Arena	53,953	15	3,597	43,630	9	4,848
1995-96	Miami Arena	46,150	16	2,884	34,186	9	3,798
1996-97	Miami Arena	60,517	15	4,034	48,093	9	5,344
1997-98	Miami Arena	65,958	14	4,711	47,132	9	5,236
1998-99	Miami Arena	75,560	13	5,812	57,609	9	6,401
1999-00	Miami Arena	63,920	16	3,995	33,268	8	4,159
2000-01	Miami Arena	46,364	16	2,898	26,718	8	3,340
2001-02	Miami Arena	65,466	15	4,364	51,248	8	6,406
2002-03	Miami Arena/BUC*	50,397	14	3,600	35,203	8	4,400
2003-04	BankUnited Center	45,813	18	2,545	26,160	8	3,270

Joined ACC

2004-05	BankUnited Center	68,842	16	4,303	51,027	8	6,378
2005-06	BankUnited Center	68,247	16	4,265	46,091	8	5,761
2006-07	BankUnited Center	51,974	15	3,465	34,065	8	4,258
2007-08	BankUnited Center	69,152	16	4,322	49,115	8	6,139
2008-09	BankUnited Center	72,599	16	4,537	45,155	8	5,644
2009-10	BankUnited Center	75,411	16	4,713	44,319	8	5,540
2010-11	BankUnited Center	80,963	17	4,763	47,048	8	5,881

Under Jim Larrañaga

2011-12	BankUnited Center	70,854	18	3,936	39,981	8	4,998
2012-13	BankUnited Center	87,212	15	5,814	65,646	9	7,294
2013-14	BankUnited Center	92,424	16	5,776	56,957	9	6,329
2014-15	BankUnited Center	91,991	18	5,111	55,322	9	6,147
2015-16	BankUnited Center	112,110	16	7,007	64,313	9	7,146
2016-17	Watsco Center [^]	113,701	16	7,106	65,480	9	7,276
2017-18	Watsco Center	99,639	14	7,117	65,138	9	7,238
2018-19	Watsco Center	106,316	16	6,645	61,189	9	6,799
2019-20	Watsco Center	79,415	14	5,673	59,753	10	5,975
2020-21+	Watsco Center	0	15	0	0	10	0
Totals		2,316,001	567	4,085+	1,369,549	259	5,500+

* Played the first five home games of the season at Miami Arena and the final nine at the BankUnited Center

[^] BankUnited Center name changed to Watsco Center before the 2016-17 season

+ No tickets were sold due to the COVID-19 pandemic and that season is excluded from the "Avg." calculation



TOP ATTENDANCES AT WATSCO CENTER / HOME RECORDS BY VENUE

Date	Opponent	Total	Result
1/15/18	[25/23] #5/5 Duke	7,972	L, 75-83
2/25/17	#10/11 Duke	7,972	W, 55-50
1/12/17	#20 Notre Dame	7,972	L, 62-67
1/25/16	[15/13] #24/20 Duke	7,972	W, 80-69
1/9/16	[12/11] Florida State	7,972	W, 72-59
12/8/15	[17/20] Florida	7,972	W, 66-55
2/28/15	#15/18 North Carolina	7,972	L, 64-73
1/22/14	#18 Duke	7,972	L, 46-67
3/9/13	[6/7] Clemson	7,972	W, 62-49
2/19/13	[2/2] Virginia	7,972	W, 54-50
2/9/13	[8/11] North Carolina	7,972	W, 87-61
1/27/13	[25] Florida State	7,972	W, 71-47
1/23/13	[25] #1 Duke	7,972	W, 90-63
2/13/11	#5 Duke	7,972	L, 71-81

2/15/09	#3 North Carolina	7,200	L, 65-69
1/12/19	Wake Forest	7,197	W, 76-65
1/24/18	Louisville	7,190	W, 78-75 OT
11/25/17	North Florida	7,189	W, 86-65
1/31/10	Virginia Tech	7,189	W, 82-75
1/31/18	Pitt	7,169	W, 69-57
3/3/18	Virginia Tech	7,164	W, 69-68
1/19/19	#13/15 North Carolina	7,131	L, 76-85
1/27/19	#RV/23 Florida State	7,122	L, 66-78
1/25/14	#2 Syracuse	7,122	L, 52-64
11/10/17	Gardner-Webb	7,073	W, 77-45
2/15/12	#8/7 North Carolina	7,071	L, 64-73
1/4/20	#2 Duke	7,049	L, 62-95
3/6/10	Florida State	7,014	L, 60-61
2/24/18	Boston College	7,010	W, 79-78
1/23/08	#5/4 North Carolina	7,000	L, 82-98
1/12/08	[25] Georgia Tech	7,000	W, 78-68
12/3/06	#21/25 Georgia Tech	7,000	W, 90-82
2/12/06	#23/24 North Carolina	7,000	L, 70-80
1/18/06	Clemson	7,000	W, 62-38
12/22/05	#5 Florida	7,000	L, 67-77
2/26/05	Georgia Tech	7,000	L, 72-76
2/15/05	#5 Wake Forest	7,000	L, 63-68
2/5/05	#22/24 Maryland	7,000	W, 75-73 OT
1/19/05	#4 Duke	7,000	L, 83-92

Date	Opponent	Total	Result
Other Crowds of 7,000+			
1/7/18	Florida State	7,647	W, 80-74
11/5/19	#5 Louisville	7,576	L, 74-87
2/27/13	[5/7] Virginia Tech	7,434	W, 76-58
1/15/14	Florida State	7,413	L, 53-63
3/6/13	[6/7] Georgia Tech	7,394	L, 69-71
2/13/18	#1/3 Virginia	7,333	L, 50-59
2/26/12	#15/16 Florida State	7,261	W, 78-62

MIAMI'S RECORD AT ...

Year	Home Site	Home	(Site Total)	Away	Neutral	Total
1985-86	Knight Center	12-6		1-8	1-0	14-14
1986-87	Knight Center	9-8		1-6	5-2	15-16
1987-88	Knight Center	11-7	(32-21)	3-5	3-2	17-14
1988-89	Miami Arena	12-5		2-6	5-1	19-12
1989-90	Miami Arena	11-5		2-8	0-2	13-15
1990-91	Miami Arena	8-7		0-11	1-1	9-19
1991-92	Miami Arena	4-10		0-11	4-3	8-24
1992-93	Miami Arena	10-5		0-10	0-2	10-17
1993-94	Miami Arena	5-10		2-9	0-1	7-20
1994-95	Miami Arena	11-4		4-8	0-1	15-13
1995-96	Miami Arena	12-4		2-8	1-1	15-13
1996-97	Miami Arena	12-3		3-9	1-1	16-13
1997-98	Miami Arena	11-3		7-5	0-2	18-10
1998-99	Miami Arena	11-2		10-3	2-2	23-7
1999-00	Miami Arena	11-4		8-2	4-5	23-11
2000-01	Miami Arena	12-4		4-8	0-1	16-13
2001-02	Miami Arena	13-2		5-4	6-2	24-8
2002-03	Miami Arena	5-0	(148-68)			
	BankUnited Center	4-5	first game Jan. 4, 2003	2-10	0-2	11-17
2003-04	BankUnited Center	10-8		3-6	1-2	14-16
2004-05	BankUnited Center	11-5		5-6	0-2	16-13
2005-06	BankUnited Center	11-5		4-8	3-3	18-16
2006-07	BankUnited Center	8-7		3-9	1-4	12-20
2007-08	BankUnited Center	14-2		4-6	5-3	23-11
2008-09	BankUnited Center	12-4		5-7	2-2	19-13
2009-10	BankUnited Center	12-4		2-8	6-1	20-13
2010-11	BankUnited Center	13-4		4-9	4-2	21-15
2011-12	BankUnited Center	14-4		5-8	1-1	20-13
2012-13	BankUnited Center	14-1		10-3	5-3	29-7
2013-14	BankUnited Center	8-8		7-6	2-2	17-16
2014-15	BankUnited Center	12-6		8-4	5-3	25-13
2015-16	BankUnited Center	15-1		6-5	6-2	27-8
2016-17	Watsco Center	14-2		4-6	3-4	21-12
2017-18	Watsco Center	11-3		8-4	3-3	22-10
2018-19	Watsco Center	11-5		0-10	3-3	14-18
2019-20	Watsco Center	9-5		4-8	2-3	15-16
2020-21	Watsco Center	7-8	(210-87)	1-8	2-1	10-17
Totals		390-176		139-252	86-75	616-503

RECORDS



RESULTS

Regular Season Tournaments/Events.....	230-232
Series Records.....	233-235
All-Time Series Results.....	236-253
Year-by-Year Results	254-278

21 22

MEDIA GUIDE





REGULAR SEASON TOURNAMENTS/EVENTS

ALL-TOURNAMENT TEAMS

2001 Virgin Islands Paradise Jam

John Salmons Tournament MVP
Darius Rice All-Tournament Team

2001 Orange Bowl Basketball Classic

James Jones Game MVP

2007 O'Reilly Auto Parts Puerto Rico Tip-Off

Jack McClinton All-Tournament Team

2011 Orange Bowl Basketball Classic

Kenny Kadji Game MVP

2014 Gildan Charleston Classic

Angel Rodriguez Most Valuable Player
Tonye Jekiri All-Tournament Team

2015 Puerto Rico Tip Off

Angel Rodriguez Most Outstanding Player
Sheldon McClellan All-Tournament Team
Tonye Jekiri All-Tournament Team

2016 Hoophall Miami Invitational

Kamari Murphy Tournament MVP

2017 Diamond Head Classic

Dewan Huell All-Tournament Team

2018 Wooden Legacy

Zach Johnson All-Tournament Team

1954-55

Blue Gray Tournament (Montgomery, Ala.)
12/17 vs. Tennessee L, 89-80
12/18 vs. Washington & Lee W, 80-75

1955-56

Orange Bowl Classic (Miami, Fla.)
12/29 vs. Tulane W, 86-75
12/30 vs. West Virginia L, 83-78
Senior Bowl Classic (Mobile, Ala.)
1/04 vs. Memphis State L, 79-71
1/05 vs. Clemson L, 98-76

1956-57

Orange Bowl Classic (Miami, Fla.)
12/27 vs. Connecticut L, 74-70
12/28 vs. Valparaiso L, 81-76
12/29 vs. Seton Hall L, 92-80

1957-58

Montgomery Classic (Montgomery, Ala.)
12/13 vs. Mississippi L, 66-64
12/14 vs. Texas Christian L, 82-59

1958-59

Steel Bowl Classic (Pittsburgh, Pa.)
12/12 vs. Pittsburgh L, 69-65
12/13 vs. Clemson L, 66-61
The Citadel Invitational (Charleston, S.C.)
12/20 vs. The Citadel L, 93-77
Hurricane Classic
12/29 vs. Tulane W, 94-74
12/30 vs. Miami (Ohio) L, 89-87 (OT)

1959-60

Hurricane Classic
12/28 vs. Brigham Young W, 110-93
12/29 vs. Xavier W, 87-69

1960-61

Hurricane Classic
12/28 vs. Army W, 82-75
12/29 vs. Holy Cross W, 77-71

1961-62

Hurricane Classic
12/28 vs. Miami (Ohio) W, 83-73
12/29 vs. Temple L, 85-67

1962-63

Hurricane Classic
12/27 vs. Cornell W, 94-85
12/28 vs. Pittsburgh W, 86-85

1963-64

Hurricane Classic
12/27 vs. Army W, 79-71
12/28 vs. Syracuse L, 86-85 (OT)

1964-65

Steel Bowl (Pittsburgh, Pa.)
12/4 vs. Duquesne W, 99-95
12/5 vs. Pittsburgh W, 85-71
Hurricane Classic
12/28 vs. Yale W, 86-71
12/29 vs. Maryland W, 80-73

1965-66

Hurricane Classic
12/27 vs. Boston W, 81-60
12/28 vs. Louisville L, 86-84 (OT)

1966-67

Volunteer Classic
12/16 vs. Clemson L, 73-64
12/17 vs. Auburn W, 87-73
Hurricane Classic
12/27 vs. Pennsylvania W, 82-78
12/28 vs. #17 Western Kentucky L, 94-89

1967-68

Hurricane Classic
12/27 vs. Dartmouth W, 100-81
12/28 vs. NYU W, 102-91

1968-69

Sunshine State Classic (Jacksonville, Fla.)
12/6 vs. Florida State L, 111-84
12/7 vs. Florida L, 111-62
Marshall Tournament (Huntington, W.Va.)
12/20 vs. Yale W, 77-71
12/21 vs. Maryland L, 95-92
Hurricane Classic
12/27 vs. Pittsburgh W, 72-70
12/28 vs. Illinois L, 86-76

REGULAR SEASON TOURNAMENTS/EVENTS

1969-70

Steel Bowl (Pittsburgh, Pa.)	
12/5 vs. Pittsburgh	W, 85-67
12/6 vs. Duquesne	L, 94-88
Hurricane Classic	
12/29 vs. Seton Hall	L, 76-69
12/30 vs. #5 Ohio	L, 99-74

1970-71

Husker Classic (Lincoln, Neb.)	
12/18 vs. Nebraska	L, 85-58
12/19 vs. Oklahoma City	L, 94-91 (OT)

1985-86

AMI Classic	
11/29 vs. Georgia State	W, 82-77
11/30 vs. Georgia	W, 81-78
Orange Bowl Tournament	
12/27 vs. Brown	L, 62-61
12/28 vs. Manhattan	W, 79-61

1986-87

AMI Classic	
11/28 vs. Central Florida	W, 64-54
11/29 vs. Penn State	L, 74-61
Palm Beach Hurricane Classic	
12/29 vs. Yale	W, 78-75 (OT)
12/30 vs. Stanford	W, 71-58
Puerto Rico Tournament	
1/8 vs. Bayamon (PR)	W, 75-54
1/9 vs. Rio Piedras (PR)	W, 111-64
1/10 vs. Radford	W, 66-62

1987-88

Great Alaska Shootout (Anchorage, Alaska)	
11/27 vs. #9 Michigan	L, 109-76
11/28 vs. Duquesne	W, 84-73
11/29 vs. Alaska Anchorage	L, 78-77
City of Miami Classic (Miami, Fla.)	
12/4 vs. Colgate	W, 96-68
12/5 vs. South Carolina	L, 76-63
Eastern Airlines Palm Beach Classic (Fla.)	
12/29 vs. American	W, 104-70
12/30 vs. #11 Purdue	L, 110-82

1988-89

Chaminade Classic (Honolulu, Hawaii)	
12/23 vs. Saint Louis	L, 86-73
12/24 vs. Eastern Illinois	W, 83-68
12/25 vs. Old Dominion	W, 77-76
Eastern Airlines Palm Beach Classic (Fla.)	
12/28 vs. Penn	W, 102-69
12/30 vs. Wichita State	W, 81-59

1989-90

Eastern Airlines Palm Beach Classic (Fla.)	
12/27 vs. Lehigh	L, 83-59
12/29 vs. Boston College	L, 69-60

1990-91

Eastern Airlines Palm Beach Classic (Fla.)	
12/27 vs. Miami (Ohio)	L, 101-99
12/28 vs. Mississippi St.	W, 74-67

1991-92

San Juan Shootout (San Juan, Puerto Rico)	
11/29 vs. Maine	W, 62-57
11/30 vs. Eastern Kentucky	L, 66-61
12/1 vs. Tennessee	W, 72-60
Palm Beach Classic (Palm Beach, Fla.)	
12/27 vs. Marshall	W, 70-55
12/29 vs. George Washington	L, 78-64

1994-95

Orange Bowl Classic (Miami, Fla. - Miami Arena)	
12/28 vs. UNLV	L, 56-55

1995-96

Orange Bowl Classic (Miami, Fla. - Miami Arena)	
12/27 vs. Tennessee	L, 56-54

1996-97

Orange Bowl Classic (Miami, Fla. - Miami Arena)	
12/28 vs. DePaul	W, 61-45

1997-98

Orange Bowl Classic (Miami, Fla. - Miami Arena)	
12/27 vs. #23 Georgia Tech	L, 69-61

1998-99

Orange Bowl Classic (Sunrise, Fla.)	
12/27 vs. Ohio State	W, 72-64

1999-00

Orange Bowl Classic (Sunrise, Fla.)	
12/18 vs. #7/9 North Carolina	L, 78-68
San Juan Shootout (San Juan, Puerto Rico)	
12/20 vs. UL-Lafayette	L, 66-60
12/21 vs. Detroit-Mercy	W, 68-64
12/22 vs. Illinois State	L, 87-78

2000-01

Orange Bowl Classic (Sunrise, Fla.)	
12/16 vs. Nebraska	L, 72-64

2001-02

Paradise Jam (U.S. Virgin Islands)	
11/18 vs. Eastern Michigan	W, 93-56
11/19 vs. UAB	W, 81-79
11/20 vs. Clemson	W, 67-65
Orange Bowl Classic (Miami, Fla. - AA Arena)	
12/15 vs. #21/24 Indiana	W, 58-53

2002-03

Orange Bowl Classic (Miami, Fla. - AA Arena)	
12/21 vs. #13 Florida	L, 94-93 (2OT)

2003-04

Las Vegas Tournament (Coral Gables, Fla.)	
11/21 vs. Lubbock Christian	W, 86-66
11/23 vs. UL-Monroe	W, 78-60
Las Vegas Tournament (Las Vegas, Nev.)	
11/25 vs. Rhode Island	L, 54-53
11/26 vs. Bradley	L, 83-82
Orange Bowl Classic (Miami, Fla. - AA Arena)	
12/20 vs. Temple	W, 72-66



REGULAR SEASON TOURNAMENTS/EVENTS

2004-05

Orange Bowl Classic (Miami, Fla. - AA Arena)
11/27 vs. Xavier L, 83-70 (OT)

2005-06

BCA Classic (Seattle, Wash.)
11/13 vs. Texas-Arlington W, 76-65
11/14 vs. Air Force L, 57-53
11/15 vs. Wisc.-Green Bay W, 80-54
Orange Bowl Classic (Sunrise, Fla.)
12/31 vs. Louisville L, 58-43

2006-07

American Youth Classic (Evansville, Ind.)
11/17 vs. Evansville W, 74-69
11/18 vs. Buffalo L, 60-57
11/19 vs. Cleveland State L, 78-67
Orange Bowl Classic (Sunrise, Fla.)
12/30 vs. Nebraska L, 82-67

2007-08

Puerto Rico Tip-Off (San Juan, Puerto Rico)
11/15 vs. Marist W, 85-61
11/16 vs. VCU W, 69-63
11/18 vs. Providence W, 64-58
Orange Bowl Classic (Sunrise, Fla.)
12/29 vs. [19] Winthrop L, 76-70

2008-09

Paradise Jam (U.S. Virgin Islands)
11/21 [17/16] vs. Southern Miss W, 70-60
11/23 [17/16] vs. #2 Connecticut L, 76-63
11/24 [22/21] vs. San Diego W, 80-45

2009-10

Charleston Classic (Charleston, S.C.)
11/19 vs. Tulane W, 74-54
11/20 vs. UNC Wilmington W, 67-60
11/22 vs. South Carolina W, 85-70
Orange Bowl Classic (Sunrise, Fla.)
12/19 vs. Florida Atlantic W, 87-69

2010-11

Las Vegas Holiday Hoops Classic (Las Vegas)
12/12 Stetson (at UM) W, 68-54
12/21 vs. Oral Roberts W, 69-56
12/22 vs. Rice W, 73-67
12/23 vs. Akron W, 69-61
Orange Bowl Classic (Sunrise, Fla.)
12/18 vs. UCF L, 84-78

2011-12

Orange Bowl Classic (Sunrise, Fla.)
12/17 vs. Florida Atlantic W, 93-90 (2OT)

2012-13

Diamond Head Classic (Honolulu, Hawaii)
12/22 at Hawai'i W, 73-58
12/23 vs. #4/5 Arizona L, 69-50
12/25 vs. Indiana State L, 57-55 (OT)

2013-14

Wooden Legacy (Anaheim, Calif.)
11/18 at Co. of Charleston W, 70-54
11/28 vs. George Washington L, 71-63 (OT)
11/29 at Cal St. Fullerton W, 48-46
12/1 vs. Arizona State W, 60-57

2014-15

Charleston Classic (Charleston, S.C.)
11/20 vs. Drexel W, 66-46
11/21 vs. Akron W, 79-51
11/23 vs. Charlotte W, 77-58
11/25 at #17/20 Charlotte W, 77-74

2015-16

Puerto Rico TipOff (San Juan, P.R.)
11/19 vs. Mississippi State W, 105-79
11/20 vs. #16 Utah W, 90-66
11/22 vs. #22/20 Butler W, 85-75

2016-17

AdvoCare Invitational (Orlando, Fla.)
11/24 vs. Stanford W, 67-53
11/25 vs. #21/22 Iowa State L, 73-56
11/27 vs. Florida L, 65-56
Hoophall Miami Invitational (Miami, Fla. - AA Arena)
12/3 vs. Wofford College W, 74-57

2017-18

Hoophall Miami Invitational (Miami, Fla. - AA Arena)
12/2 vs. Princeton W, 80-52
Hawaiian Airlines Diamond Head Classic
12/23 at Hawai'i W, 75-57
12/23 vs. New Mexico State L, 63-54
12/25 vs. Middle Tennessee W, 84-81

2018-19

Wooden Legacy (Fullerton, Calif.)
11/22 vs. La Salle W, 85-49
11/23 vs. Fresno State W, 78-76
11/25 vs. Seton Hall L, 83-81
Hoophall Miami Invitational (Miami, Fla. - AA Arena)
12/1 vs. Yale L, 77-73

2019-20

Charleston Classic (Charleston, S.C.)
11/21 vs. Missouri State W, 74-70
11/22 vs. Florida L, 78-58
11/24 vs. Connecticut L, 80-55
Air Force Reserve Basketball Hall of Fame Invitational (Brooklyn, N.Y.)
12/17 vs. Temple W, 78-77

SERIES RECORDS

Opponent	Record	1st Mtg.	Last Mtg.	Opponent	Record	1st Mtg.	Last Mtg.
Agoga	2-0	1928-29	1928-29	Coast Guard	2-0	1/11/46	1/26/46
Air Force	0-1	11/14/05	11/14/05	Colgate	1-0	12/4/87	12/4/87
Akron	2-1	12/8/56	11/21/14	College of Charleston	4-0	1946-47	12/19/15
Alabama	1-2	12/13/68	3/21/15	Colorado	0-1	1/3/57	1/3/57
Alabama A&M	1-0	12/14/19	12/14/19	Columbia	3-1	12/18/52	12/28/16
UAB	1-0	11/19/01	11/19/01	Connecticut	8-17	12/27/56	11/24/19
Alabama State	2-1	12/21/87	11/28/07	Coppin State	3-0	2/28/87	12/21/19
Alaska-Anchorage	0-1	11/29/87	11/29/87	Cornell	1-0	12/27/62	12/27/62
Albany Ga. Blues	0-1	1938-39	1938-39	Creighton	3-2	12/10/64	3/20/06
Alcorn State	1-0	11/14/06	11/14/06	Culver-Stockton	1-0	1951-52	1951-52
Alumni	1-0	1941-42	1941-42	Dartmouth	3-1	12/27/50	12/17/90
American	2-1	2/13/71	12/29/87	Davidson	3-1	2/27/89	2/1/92
Appalachian State	2-0	12/30/04	12/23/12	Dayton	1-7	12/5/56	12/6/90
Arizona	0-3	1/18/86	12/23/12	DePaul	1-6	2/27/88	12/28/96
Arizona State	1-2	1/20/90	12/1/13	Detroit-Mercy	2-0	12/21/99	11/24/12
Arkansas	1-0	3/17/00	3/17/00	Drexel	1-0	11/20/14	11/20/14
Arkansas-Pine Bluff	1-0	12/18/02	12/18/02	Duke	8-22	12/21/62	2/1/21
Armstrong State	1-0	2/16/87	2/16/87	Duquesne	2-1	12/4/64	11/28/88
Army	3-0	2/8/58	12/27/63	Eastern Airlines	1-0	1939-40	1939-40
Auburn	1-1	12/17/66	3/14/01	Eastern Illinois	2-1	3/7/49	12/18/00
Banana River A.F.	1-0	2/28/47	2/28/47	Eastern Kentucky	2-2	12/16/67	12/19/14
Baptist	2-0	1/23/71	12/1/89	Eastern Michigan	1-0	11/18/01	11/18/01
Barry	2-0	11/23/91	12/11/92	Eglin Field	0-1	2/24/53	2/24/53
Bethune-Cookman	6-0	12/5/88	11/17/18	Elon	0-1	2/6/40	2/6/40
Binghamton	0-1	12/20/06	12/20/06	Evansville	1-0	11/17/06	11/17/06
Birmingham-Southern	1-0	12/3/05	12/3/05	Fairfield	0-1	1/2/86	1/2/86
Boca Chica	1-0	1951-52	1951-52	Fairleigh Dickinson	1-1	2/10/87	1/4/88
Boca Raton AAF	1-2	1/25/46	1/29/47	Florida	24-47	2/15/28	11/22/19
Boston College	26-27	12/4/62	3/5/21	Florida A&M	8-0	2/10/68	12/18/01
Boston University	2-0	12/27/65	12/5/17	Florida Atlantic	24-1	2/14/89	11/8/19
Bowling Green	0-1	2/1/52	2/1/52	FGCU	3-2	2009-10	12/12/20
Boynton	1-0	1939-40	1939-40	FIU	12-1	2/18/87	12/12/08
Bradley	1-1	12/22/55	11/26/03	Florida Southern	60-8	1/25/28	11/15/08
Brandeis	0-1	1/4/54	1/4/54	Florida State	36-51	12/19/50	2/24/21
Brigham Young	2-2	12/28/59	2/4/89	Fordham	1-1	12/22/70	12/30/94
Brooklyn College	3-0	1/31/86	1/12/90	Ft. Lauderdale NAS	0-1	2/4/46	2/4/46
Brown	1-1	12/19/67	12/27/85	Fresno State	1-0	11/23/18	11/23/18
Bucknell	2-0	1/4/69	1/3/70	Furman	0-2	1/4/52	1/3/55
Buffalo	3-1	12/19/93	3/17/16	Gardner-Webb	1-0	11/10/17	11/10/17
Butler	1-0	11/22/15	11/22/15	George Mason	1-1	1/1/90	11/23/90
Cal State Fullerton	1-0	11/29/13	11/29/13	George Washington	2-3	2/11/71	12/16/17
Campbell	1-0	12/29/18	12/29/18	Georgetown	12-19	1/24/55	2/7/04
Caribbean A.S.	1-0	1945-46	1945-46	Georgia	1-3	1938-39	12/22/92
Centenary	2-2	12/10/59	2/12/70	Georgia Southern	1-0	11/11/13	11/11/13
Central Connecticut St.	1-0	2/15/90	2/15/90	Georgia State	3-0	11/29/85	12/18/98
UCF	8-2	11/28/86	11/12/19	Georgia Tech	14-12	1/3/53	3/11/21
Charlotte	7-4	11/21/97	12/05/15	Hartford	3-1	3/3/86	12/11/99
Checker Cab	1-0	1948-49	1948-49	Havana	5-1	2/3/28	1/8/49
Church League All-Stars	1-0	1928-29	1928-29	Hawai'i	4-1	12/6/67	12/22/17
The Citadel	1-1	12/20/58	11/22/85	Hofstra	1-0	1/4/86	1/4/86
Cincinnati	1-0	2/6/47	2/6/47	Holy Cross	1-0	12/29/61	12/29/61
City Hall	1-0	1928-29	1928-29				
Clemson	14-17	1/5/56	3/10/21				
Cleveland State	0-1	11/19/06	11/19/06				

SERIES RECORDS

Opponent	Record	1st Mtg.	Last Mtg.	Opponent	Record	1st Mtg.	Last Mtg.
Houston	5-9	1/25/56	2/20/71	Mississippi	3-1	12/21/49	11/25/11
Houston Baptist	1-0	12/19/18	12/19/18	Mississippi College	1-0	1/19/56	1/19/56
Howard	2-1	12/6/91	11/14/14	Mississippi State	3-2	12/13/57	11/19/15
Illinois	3-1	12/28/69	12/2/19	Missouri	0-1	3/14/02	3/14/02
Illinois State	0-1	12/22/99	12/22/99	Missouri State	2-0	3/14/02	11/21/19
Indiana State	0-1	12/25/12	12/25/12	Monmouth	1-1	2/4/88	11/23/99
Indiana	1-0	12/15/01	12/15/01	Morehead State	4-3	1/18/47	2/1/71
Iona	1-0	1/7/60	1/7/60	Morgan State	2-0	11/19/05	11/24/07
Iowa State	0-1	11/25/16	11/25/16	Mount St. Mary's	1-0	12/8/66	12/8/66
Jacksonville Navy	1-2	1941-42	1941-42	Muffetts	2-0	12/14/48	12/6/49
Jacksonville	28-6	12/2/57	12/19/20	Murray State	2-1	1/30/53	12/8/61
Jewish Prog. AA-Atlanta	0-1	1938-39	1938-39	Navy	1-1	11/12/17	11/12/17
Junior C. of C.	1-1	1928-29	1928-29	Navy Rec. Barracks	0-1	1/16/46	1/16/46
Kansas	1-3	1/17/87	1/16/91	Nebraska	2-4	11/30/51	12/1/15
Kentucky	1-3	12/3/56	12/6/08	Nevada	1-1	12/14/63	12/11/66
Kentucky Wesleyan	4-1	1/31/56	2/22/60	New Hampshire	1-0	11/23/02	11/23/02
Key West Navy	1-0	1951-52	1951-52	New Mexico	0-2	1/29/87	2/1/89
Lafayette	4-1	1/11/71	11/25/06	New Mexico State	0-1	12/23/18	12/23/18
La Salle	9-9	2/5/51	11/22/18	New Orleans	0-2	1/7/86	2/15/86
Lehigh	7-1	12/4/70	11/9/18	New York University	1-1	12/29/54	12/28/67
Long Island	1-0	12/16/88	12/16/88	Niagara	1-0	12/10/64	12/10/64
Louisiana	1-1	12/20/99	11/16/15	Norfolk State	2-0	1/2/05	2/1/14
Louisiana Monroe	1-0	11/23/03	11/23/03	North Carolina	8-26	1/13/50	1/5/21
LSU	3-1	12/11/50	12/27/01	North Carolina A&T	4-0	12/22/03	12/21/09
Louisville	5-13	1/5/51	1/16/21	UNC Asheville	1-0	12/1/93	12/1/93
Loyola Chicago	0-1	3/15/18	3/15/18	NC Central	4-0	1/3/09	3/17/15
Loyola (MD)	1-0	12/30/13	12/30/13	NC State	12-15	1939-40	1/9/21
Loyola (N.O.)	9-7	12/10/52	12/10/52	UNC Greensboro	2-0	2/15/11	1/2/12
Lubbock Christian	1-0	11/21/03	11/21/03	UNC Wilmington	1-1	12/29/92	11/20/09
Maine	1-0	11/29/91	11/29/91	North Florida	6-0	12/20/07	11/29/20
Manhattan	1-0	12/28/85	12/28/85	Northeastern	2-1	1/31/91	11/27/15
Marist	2-1	2/1/88	11/15/07	Northeastern Illinois	2-0	11/25/94	11/24/95
Marquette	2-3	3/5/86	3/28/13	Northern Iowa	1-0	11/27/98	11/27/98
Marshall	2-1	1941-42	12/27/91	Northwestern	0-1	11/28/06	11/28/06
Maryland	13-9	1/28/49	1/29/14	Notre Dame	12-14	2/22/86	2/14/21
UMBC	3-0	1/11/88	12/9/03	Nova Southeastern	1-0	11/16/09	11/16/09
Maryland Eastern Shore	3-0	2/12/86	11/25/88	Ohio State	2-2	12/21/53	12/2/08
Massachusetts	4-0	12/12/04	12/1/12	Ohio University	1-1	12/21/53	12/30/69
McDill Field	2-0	2/19/46	1/31/48	Oklahoma City	5-4	2/10/58	1/22/71
McNeese State	1-0	11/24/10	11/24/10	Oklahoma State	1-0	3/15/06	3/15/06
Mediterranean A.S.	1-0	1945-46	1945-46	Old Dominion	1-0	12/26/88	12/26/88
Memphis	5-8	1/4/56	12/6/11	Oral Roberts	2-1	11/28/88	12/21/10
Mercer	1-1	1938-39	2/3/90	Oregon State	0-1	12/1/69	12/1/69
Miami Beach	1-0	1928-29	1928-89	Pacific	1-0	3/22/13	3/22/13
Miami Beach All-Stars	1-0	12/3/52	12/3/52	Penn State	0-4	11/29/86	3/15/95
Miami Beach Canoe Club	2-0	2/21/28	2/23/28	Pennsylvania	6-4	1/2/48	12/4/18
Miami (Ohio)	5-4	1/17/47	12/27/90	Pensacola NAS	2-0	2/14/47	2/15/47
Michigan	0-4	11/27/87	3/22/06	Pepperdine	2-1	12/13/69	12/30/10
Michigan State	1-1	11/28/12	3/17/17	Pi Chi	2-0	1939-40	12/30/10
Middle Tennessee	1-0	12/25/18	12/25/18	Pittsburgh	24-20	12/26/47	3/9/21
Minnesota	2-1	12/2/09	11/29/17	Ponce de Leon	0-1	1928-29	1928-29
				Princeton	3-1	12/28/48	12/2/17
				Providence	15-16	12/8/62	12/22/14

SERIES RECORDS

Opponent	Record	1st Mtg.	Last Mtg.	Opponent	Record	1st Mtg.	Last Mtg.
Purdue	1-3	12/30/87	12/8/20	Tennessee-Martin	1-0	12/29/00	12/29/00
Purdue Fort Wayne	1-0	12/30/03	12/30/03	Tennessee Tech	5-0	3/7/47	11/11/11
Quinnipiac	2-0	12/29/99	11/16/19	Texas	1-2	12/19/87	3/23/08
Radford	1-0	1/10/87	1/10/87	Texas A&M	3-0	12/19/56	11/26/02
Redland	1-0	1928-29	1928-29	Texas Arlington	1-0	11/13/05	11/13/05
Rhode Island	4-1	1/3/62	11/25/03	Texas Christian	0-1	12/14/57	12/14/57
Rice	1-0	12/22/10	12/22/10	Texas Rio Grande Valley	1-0	11/13/15	11/13/15
Richmond	1-0	3/24/15	3/24/15	Texas Southern	1-0	11/14/13	11/14/13
Rider	1-0	12/18/85	12/18/85	Texas Tech	1-0	12/22/52	12/22/52
Rio Grande	0-1	12/19/53	12/19/53	Toledo	1-0	12/6/56	12/6/56
Robert Morris	2-0	11/30/94	12/14/08	Toronto	1-0	1/8/59	1/8/59
Rollins	36-13	1/14/28	2/23/65	Towson	1-0	1/11/86	1/11/86
Rutgers	10-6	1/3/89	11/28/18	Tulane	5-4	1/22/47	11/19/09
Sacred Heart	1-0	1/2/06	1/2/06	Tulsa	1-1	2/22/62	3/24/00
St. Francis Brooklyn	1-1	3/16/63	11/8/13	Turner's Sports Shop	2-2	1928-29	1930-31
St. Francis (PA)	2-0	1/5/87	12/30/01	UCLA	0-4	12/12/69	3/13/98
St. John's	14-16	1/3/63	12/27/08	UNLV	0-2	12/28/94	11/29/96
St. Joseph's (PA)	1-3	1/20/51	2/6/91	Utah	2-0	1/3/66	11/20/15
Saint Louis	0-2	3/16/61	12/23/88	Valparaiso	1-1	12/28/56	3/14/12
St. Mary's (CA)	5-0	12/12/63	3/21/08	Villanova	10-14	2/18/92	3/24/16
St. Peter's	1-0	1/19/63	1/19/63	Virginia	12-13	2/10/66	3/1/21
St. Thomas	2-0	12/3/69	12/17/87	VCU	3-1	2/22/88	11/16/07
Sam Houston State	1-0	12/17/93	12/17/93	Virginia Tech	24-19	1/10/01	2/6/21
San Diego	1-0	11/24/08	11/24/08	Volks A.C.	0-1	2/10/28	2/10/28
San Diego State	1-1	1/31/87	2/6/88	Wagner	0-1	12/29/93	12/29/93
San Francisco	2-1	12/8/60	12/9/65	Wake Forest	12-13	2/5/40	1/30/21
Santa Clara	0-3	12/6/60	12/7/65	Washington	0-3	12/1/67	1/15/90
Savannah State	5-0	3/2/89	12/08/14	Washington & Lee	1-0	12/18/54	12/18/54
Sebring A.C.	1-0	2/16/28	2/16/28	West Virginia	7-8	12/30/55	12/10/11
Sebring Firemen	1-0	1930-31	1930-31	Western Carolina	1-0	11/11/16	11/11/16
Seton Hall	8-16	12/29/56	11/25/18	Western Kentucky	1-13	3/8/47	12/28/66
Seventh Naval District	0-1	1/17/46	1/17/46	Wichita State	2-0	12/30/88	3/19/16
Shenandoah Presb.	1-0	1940-41	1940-41	William & Mary	1-0	2/2/66	2/2/66
South Alabama	1-0	11/28/14	11/28/14	Winthrop	2-2	12/14/86	12/29/07
South Carolina	6-3	12/17/48	11/22/09	Wisconsin	0-2	12/7/85	12/8/86
South Carolina State	2-1	11/23/04	12/6/16	Wisconsin-Green Bay	2-2	12/9/85	12/06/14
South Carolina Upstate	1-0	11/28/09	11/28/09	Wofford	3-0	11/20/04	12/3/16
USF	6-2	1/23/88	2/25/91	Xavier	2-1	2/2/56	11/27/04
Southern Cal	0-2	12/1/90	12/27/92	Yale	4-3	12/29/50	12/11/18
Southern Illinois	1-0	11/14/97	11/14/97	YMHA	2-0	1940-41	12/15/48
SMU	0-2	12/19/90	12/19/90	Definite 2021-22 Opponents listed in Bold			
Southern Miss	2-1	12/1/55	11/21/08	Possible 2021-22 Opponents listed in <i>Italics</i>			
Southwest Texas State	0-1	12/4/92	12/4/92				
Spring Hill College	0-2	12/14/55	12/14/55				
Stanford	2-2	12/30/86	11/24/16				
Stephen F. Austin	1-0	11/13/18	11/13/18				
Stetson	50-33	1/20/28	12/4/20				
Syracuse	9-20	11/28/63	1/19/21				
Tampa	44-10	1939-40	2/18/69				
Teachers College of Conn.	1-0	12/15/50	12/15/50				
Temple	3-2	12/29/61	12/17/19				
Tennessee	1-3	12/17/54	12/22/96				



ALL-TIME SERIES RESULTS DATE / UM RANK / OPPONENT RANK / RESULT / LOCATON

AGOGA (2-0)

Home: 2-0 Away: 0-0
 Neutral: 0-0 Under Coach L: 0-0
 Since rebirth in 1985: 0-0
 1928-29 W 49-19 H
 1928-29 W 63-33 H

AIR FORCE (0-1)

Home: 0-0 Away: 0-0
 Neutral: 0-1 Under Coach L: 0-0
 Since rebirth in 1985: 0-1
 11/14/05 L 57-53 N

AKRON (2-1)

Home: 0-0 Away: 0-1
 Neutral: 2-0 Under Coach L: 1-0
 Since rebirth in 1985: 2-0
 12/8/56 L 106-80 A
 12/23/10 W 69-61 N
 11/21/14 W 79-51 N

ALABAMA (1-2)

Home: 1-0 Away: 0-2
 Neutral: 0-0 Under Coach L: 1-0
 Since rebirth in 1985: 1-2
 12/13/68 L 85-72 A
 3/23/11 L 79-64 A+
 3/21/15 W 73-66 H+
 + NIT

UAB (1-0)

Home: 0-0 Away: 0-0
 Neutral: 1-0 Under Coach L: 0-0
 Since rebirth in 1985: 1-0
 11/19/01 W 81-79 N

ALABAMA A&M (1-0)

Home: 1-0 Away: 0-0
 Neutral: 0-0 Under Coach L: 1-0
 Since rebirth in 1985: 1-0
 12/14/19 W 88-74 H

ALABAMA STATE (2-1)

Home: 2-1 Away: 0-0
 Neutral: 0-0 Under Coach L: 0-0
 Since rebirth in 1985: 2-1
 12/21/87 W 110-107 H
 12/16/89 L 98-81 H
 11/28/07 W 83-74 H

ALASKA ANCHORAGE (0-1)

Home: 0-0 Away: 0-1
 Neutral: 0-0 Under Coach L: 0-0
 Since rebirth in 1985: 0-1
 11/29/87 L 78-77 A

ALBANY GA. BLUES (0-1)

Home: 0-1 Away: 0-0
 Neutral: 0-0 Under Coach L: 0-0
 Since rebirth in 1985: 0-0
 1938-39 L 53-35 H

ALCORN STATE (1-0)

Home: 1-0 Away: 0-0
 Neutral: 0-0 Under Coach L: 0-0
 Since rebirth in 1985: 1-0
 11/14/06 W 96-57 H

ALUMNI (1-0)

Home: 1-0 Away: 0-0
 Neutral: 0-0 Under Coach L: 0-0
 Since rebirth in 1985: 0-0
 1941-42 W 52-32 H

AMERICAN (2-1)

Home: 1-0 Away: 0-1
 Neutral: 1-0 Under Coach L: 0-0
 Since rebirth in 1985: 2-0
 2/13/71 L 93-82 A
 2/26/86 W 73-64 H
 12/29/87 W 104-70 N

APPALACHIAN STATE (2-0)

Home: 2-0 Away: 0-0
 Neutral: 0-0 Under Coach L: 1-0
 Since rebirth in 1985: 2-0
 12/30/04 W 80-63 H
 12/30/11 W 84-54 H

ARIZONA (0-3)

Home: 0-1 Away: 0-1
 Neutral: 0-1 Under Coach L: 0-1
 Since rebirth in 1985: 0-3
 1/18/86 L 81-74 OT H
 12/19/89 - 20 L 83-53 A
 12/23/12 - 4/5 L 69-50 N

ARIZONA STATE (1-2)

Home: 0-1 Away: 0-1
 Neutral: 1-0 Under Coach L: 1-0
 Since rebirth in 1985: 1-2
 1/20/90 L 62-58 H
 12/23/91 L 62-57 A
 12/1/13 W 60-57 N

ARKANSAS (1-0)

Home: 0-0 Away: 0-0
 Neutral: 1-0 Under Coach L: 0-0
 Since rebirth in 1985: 1-0
 3/17/00 23/25 - W 75-71 N\$
 \$ NCAA Tournament

ARKANSAS-PINE BLUFF (1-0)

Home: 1-0 Away: 0-0
 Neutral: 0-0 Under Coach L: 0-0
 Since rebirth in 1985: 1-0
 12/18/02 W 79-42 H

ARMSTRONG STATE (1-0)

Home: 1-0 Away: 0-0
 Neutral: 0-0 Under Coach L: 0-0
 Since rebirth in 1985: 1-0
 2/16/87 W 97-47 H

ARMY (3-0)

Home: 3-0 Away: 0-0
 Neutral: 0-0 Under Coach L: 0-0
 Since rebirth in 1985: 0-0
 2/8/58 W 92-82 H
 12/28/60 W 82-75 H
 12/27/63 W 79-71 H

AUBURN (1-1)

Home: 0-0 Away: 0-1
 Neutral: 1-0 Under Coach L: 0-0
 Since rebirth in 1985: 0-1
 12/17/66 W 87-73 N
 3/14/01 L 60-58 A+
 + NIT

BANANA RIVER A.F. (1-0)

Home: 1-0 Away: 0-0
 Neutral: 0-0 Under Coach L: 0-0
 Since rebirth in 1985: 0-0
 2/28/47 W 68-48 H

BAPTIST (2-0)

Home: 2-0 Away: 0-0
 Neutral: 0-0 Under Coach L: 0-0
 Since rebirth in 1985: 2-0
 1/23/86 W 71-60 H
 12/1/89 W 77-67 H

BARRY (2-0)

Home: 2-0 Away: 0-0
 Neutral: 0-0 Under Coach L: 0-0
 Since rebirth in 1985: 2-0
 11/23/91 W 80-67 H
 12/11/92 W 81-64 H

BETHUNE-COOKMAN (6-0)

Home: 6-0 Away: 0-0
 Neutral: 0-0 Under Coach L: 1-0
 Since rebirth in 1985: 6-0
 12/5/88 W 88-72 H
 2/4/93 W 78-54 H
 12/10/93 W 82-54 H
 11/30/99 /25 - W 102-75 H
 12/30/09 W 73-55 H
 11/17/18 W 78-70 H

BINGHAMTON (0-1)

Home: 0-1 Away: 0-0
 Neutral: 0-0 Under Coach L: 0-0
 Since rebirth in 1985: 0-1
 12/20/06 L 79-74 H

BIRMINGHAM-SOUTHERN (1-0)

Home: 1-0 Away: 0-0
 Neutral: 0-0 Under Coach L: 0-0
 Since rebirth in 1985: 1-0
 12/3/05 W 82-55 H

BOCA CHICA (1-0)

Home: 1-0 Away: 0-0
 Neutral: 0-0 Under Coach L: 0-0
 Since rebirth in 1985: 0-0
 1951-52 W 90-53 H

BOCA RATON AAF (1-2)

Home: 0-2 Away: 1-0
 Neutral: 0-0 Under Coach L: 0-0
 Since rebirth in 1985: 0-0
 1/25/46 L 55-40 H
 2/5/46 L 48-41 H
 1/29/47 W 61-43 A

ALL-TIME SERIES RESULTS DATE / UM RANK / OPPONENT RANK / RESULT / LOCATION

BOSTON COLLEGE (26-27)

Home: 15-11 Away: 10-14
 Neutral: 1-2 Under Coach L: 13-3
 Since rebirth in 1985: 25-27

12/4/62		W 72-69	A
12/29/89		L 69-60	N
1/21/92		L 51-50	H
2/22/92		L 55-49	A
2/10/93		W 75-71	H
2/27/93		L 70-58	A
1/15/94	- 20/20	L 69-49	A
2/16/94		L 79-63	H
1/21/95		W 69-68	H
2/25/95		W 77-71	OT A
2/10/96	- 22/21	L 62-58	H
1/2/97	- 25/25	L 65-62	A
2/19/97		L 59-57	H
1/28/98		W 67-57	A
12/8/98		W 77-64	H
1/24/99	25 -	W 75-67	A
1/22/00		W 62-54	H
1/7/01		L 73-72	H
1/13/01	- 24	L 82-73	A
1/29/02	15/16 -	L 70-65	H
2/10/02	12/11 -	L 76-63	A
2/15/03		L 76-65	A
3/1/03		L 72-68	H
2/11/04		L 74-72	OT H
1/21/06	- 21/21	L 65-61	H
2/16/06	- 13/15	L 65-54	A
1/16/07		L 82-63	A
2/7/07		L 75-68	H
3/9/07		L 74-71	OT N#
1/15/08	21/24 -	L 76-66	A
3/5/08		W 74-61	H
1/10/09	- 24/17	W 77-71	A
2/21/09		W 69-58	H
12/6/09		L 61-60	A
1/19/10		L 79-75	H
1/15/11		W 72-71	H
2/23/11		W 73-64	A
1/29/12		W 76-54	A
3/3/12		W 77-56	H
1/16/13		W 60-59	A
2/5/13	8/11 -	W 72-50	H
3/15/13	9/10 -	W 69-58	N#
2/22/14		W 69-42	H
1/10/15		W 60-56	H
2/16/15		W 89-86	2OT A
1/20/16	15/14 -	W 67-53	A
1/25/17		W 78-77	H
2/10/18	25/25 -	L 72-70	A
2/24/18		W 79-78	H
2/17/19		L 64-57	A
2/12/20		W 85-58	H
1/12/21		L 82-64	A
3/5/21		W 80-76	H

ACC Tournament

BOSTON UNIVERSITY (2-0)

Home: 2-0 Away: 0-0
 Neutral: 0-0 Under Coach L: 1-0
 Since rebirth in 1985: 1-0

12/27/65		W 81-60	H
12/5/17	10/11 -	W 69-54	H

BOWLING GREEN (0-1)

Home: 0-1 Away: 0-0
 Neutral: 0-0 Under Coach L: 0-0
 Since rebirth in 1985: 0-0

2/1/52		L 78-67	H
--------	--	---------	---

BOYNTON (1-0)

Since rebirth in 1985: 0-0

1939-40		W 41-29	
---------	--	---------	--

BRADLEY (1-1)

Home: 1-0 Away: 0-0
 Neutral: 0-1 Under Coach L: 0-0
 Since rebirth in 1985: 0-1

12/22/55		W 80-73	H
11/26/03		L 83-82	N

BRANDEIS (0-1)

Home: 0-1 Away: 0-0
 Neutral: 0-0 Under Coach L: 0-0
 Since rebirth in 1985: 0-0

1/4/54		L 68-48	H
--------	--	---------	---

BRIGHAM YOUNG (2-2)

Home: 2-1 Away: 0-1
 Neutral: 0-0 Under Coach L: 0-0
 Since rebirth in 1985: 1-1

12/28/59		W 110-93	H
12/10/60		L 112-80	A
2/9/88	- 8	L 99-86	H
2/4/89		W 107-86	H

BROOKLYN COLLEGE (3-0)

Home: 2-0 Away: 0-0
 Neutral: 1-0 Under Coach L: 0-0
 Since rebirth in 1985: 3-0

1/31/86		W 102-93	N
3/7/87		W 83-64	H
1/12/90		W 94-61	H

BROWN (1-1)

Home: 1-1 Away: 0-0
 Neutral: 0-0 Under Coach L: 0-0
 Since rebirth in 1985: 0-1

12/19/67		W 72-71	H
12/27/85		L 62-61	H

BUCKNELL (2-0)

Home: 2-0 Away: 0-0
 Neutral: 0-0 Under Coach L: 0-0
 Since rebirth in 1985: 0-0

1/4/69		W 89-84	H
1/3/70		W 93-88	H

BUFFALO (3-1)

Home: 1-0 Away: 1-0
 Neutral: 1-1 Under Coach L: 1-0
 Since rebirth in 1985: 3-1

12/19/93		W 63-57	A
11/22/96		W 78-61	H
11/18/06		L 60-57	N
3/17/16	10/11 -	W 79-72	N\$

\$ NCAA Tournament

BUTLER (1-0)

Home: 0-0 Away: 0-0
 Neutral: 1-0 Under Coach L: 1-0
 Since rebirth in 1985: 1-0

11/22/15	- 22/20	W 85-75	N
----------	---------	---------	---

CAL STATE FULLERTON (1-0)

Home: 0-0 Away: 0-0
 Neutral: 1-0 Under Coach L: 1-0
 Since rebirth in 1985: 1-0

11/29/13		W 48-46	N
----------	--	---------	---

CAMPBELL (1-0)

Home: 1-0 Away: 0-0
 Neutral: 0-0 Under Coach L: 1-0
 Since rebirth in 1985: 1-0

12/29/18		W 73-62	H
----------	--	---------	---

CARIBBEAN A.S. (1-0)

Home: 1-0 Away: 0-1
 Neutral: 0-0 Under Coach L: 0-0
 Since rebirth in 1985: 0-0

1945-46		W 46-41	H
---------	--	---------	---

CENTENARY (2-2)

Home: 2-0 Away: 0-2
 Neutral: 0-0 Under Coach L: 0-0
 Since rebirth in 1985: 0-0

12/10/59		L 84-77	A
1/26/61		W 86-74	H
1/15/70		W 94-78	H
2/12/70		L 107-86	A

CENTRAL CONN. STATE (1-0)

Home: 1-0 Away: 0-0
 Neutral: 0-0 Under Coach L: 0-0
 Since rebirth in 1985: 1-0

2/15/90		W 62-40	H
---------	--	---------	---

UCF (8-2)

Home: 4-1 Away: 4-0
 Neutral: 0-1 Under Coach L: 2-1
 Since rebirth in 1985: 8-2

11/28/86		W 64-54	H
3/5/88		W 100-80	H
12/11/98		W 66-56	H
11/19/99		W 87-54	A
12/9/00		W 83-72	H
12/27/02		W 62-51	A
12/18/10		L 84-78	N
12/18/12		W 72-50	A
11/21/13		L 63-58	H
11/12/19		W 79-70	A

CHARLOTTE (7-4)

Home: 5-1 Away: 1-3
 Neutral: 1-0 Under Coach L: 5-0
 Since rebirth in 1985: 7-4

11/21/97	- 17/17	W 89-72	H
11/23/98		L 66-59	A
12/7/99		L 75-65	H
11/28/00		L 95-63	A
12/22/01		W 64-56	H
12/15/02		L 69-64	A
12/22/11		W 76-61	A
12/14/12		W 77-46	H
11/23/14		W 77-58	N



ALL-TIME SERIES RESULTS DATE / UM RANK / OPPONENT RANK / RESULT / LOCATION

11/25/14 17/20 – W 77-74 A
 12/05/15 21 – W 88-60 H

CHECKER CAB (1-0)
 Home: 1-0 Away: 0-0
 Neutral: 0-0 Under Coach L: 0-0
 Since rebirth in 1985: 0-0
 1948-49 W 73-33 H

CHURCH LEAGUE ALL-STARS (1-0)
 Home: 1-0 Away: 0-0
 Neutral: 0-0 Under Coach L: 0-0
 Since rebirth in 1985: 0-0
 1928-29 W 68-23 H

THE CITADEL (1-1)
 Home: 1-0 Away: 0-1
 Neutral: 0-0 Under Coach L: 0-0
 Since rebirth in 1985: 1-0
 12/20/58 L 93-77 A
 11/22/85 W 85-77 H

CINCINNATI (1-0)
 Home: 1-0 Away: 0-0
 Neutral: 0-0 Under Coach L: 0-0
 Since rebirth in 1985: 0-0
 2/6/47 W 57-54 H

CITY HALL (1-0)
 Home: 1-0 Away: 0-0
 Neutral: 0-0 Under Coach L: 0-0
 Since rebirth in 1985: 0-0
 1928-29 W 28-20 H

CLEMSON (14-17)
 Home: 8-4 Away: 3-9
 Neutral: 3-4 Under Coach L: 8-6
 Since rebirth in 1985: 14-14
 1/5/56 L 98-96 N
 12/13/58 L 66-61 N
 12/16/66 L 73-64 N
 12/20/94 L 75-55 A
 12/23/95 L 66-52 OT H
 11/20/01 W 67-65 N
 1/26/05 W 69-65 H
 2/12/05 W 83-77 A
 1/18/06 W 65-61 H
 3/9/06 W 66-63 N#
 2/28/07 L 74-70 OT A
 1/27/08 W 75-72 H
 2/27/08 – /25 L 79-69 A
 12/21/08 – 25/25 L 91-72 H
 2/13/10 L 74-66 A
 1/8/11 L 79-72 A
 2/20/11 L 63-59 H
 1/18/12 W 76-73 H
 2/17/13 3/4 – W 45-43 A
 3/9/13 6/7 – W 62-49 H
 3/4/14 L 58-54 A
 2/8/15 W 56-45 H
 1/16/16 8/9 – L 76-65 A
 2/18/17 W 71-65 H
 1/13/18 18/19 19/17 L 72-63 A
 2/17/19 W 65-64 H
 12/31/19 W 73-68 OT A
 3/11/20 L 69-64 N#
 1/2/21 L 66-65 H
 2/27/21 L 66-58 A

3/10/21 W 67-64 N#
 # ACC Tournament

CLEVELAND STATE (0-1)
 Home: 0-0 Away: 0-0
 Neutral: 0-1 Under Coach L: 0-0
 Since rebirth in 1985: 0-1
 11/19/06 L 78-67 N

COAST GUARD (2-0)
 Home: 2-0 Away: 0-0
 Neutral: 0-0 Under Coach L: 0-0
 Since rebirth in 1985: 0-0
 1/11/46 W 46-45 H
 1/26/46 W 52-45 H

COLGATE (1-0)
 Home: 1-0 Away: 0-0
 Neutral: 0-0 Under Coach L: 0-0
 Since rebirth in 1985: 1-0
 12/4/87 W 96-68 H

COLLEGE OF CHARLESTON (4-0)
 Home: 2-0 Away: 1-0
 Neutral: 1-0 Under Coach L: 3-0
 Since rebirth in 1985: 3-0
 3/6/47 W 56-52 N
 11/18/13 W 70-54 A
 12/30/14 W 67-40 H
 12/19/15 15/19 – W 85-63 H

COLORADO (0-1)
 Home: 0-1 Away: 0-0
 Neutral: 0-0 Under Coach L: 0-0
 Since rebirth in 1985: 0-0
 1/3/57 L 73-66 H

COLUMBIA (3-1)
 Home: 3-1 Away: 0-0
 Neutral: 0-0 Under Coach L: 1-0
 Since rebirth in 1985: 3-0
 12/18/52 L 65-59 H
 12/29/95 W 69-62 H
 11/21/00 W 65-41 H
 12/28/16 W 78-67 H

CONNECTICUT (8-17)
 Home: 6-5 Away: 2-10
 Neutral: 0-2 Under Coach L: 0-1
 Since rebirth in 1985: 8-16
 12/27/56 L 74-70 H
 1/2/92 – 5 L 85-62 A
 1/18/92 – 8 L 77-58 H
 1/26/93 W 80-65 H
 2/13/93 L 88-72 A
 2/5/94 – 5/6 L 73-57 A
 2/22/94 – 5 L 74-49 H
 1/31/95 L 82-57 H
 3/4/95 – 4/5 L 75-67 H
 1/6/96 – 7/6 L 73-52 A
 1/22/97 W 69-46 H
 2/15/97 L 72-52 A
 1/6/98 – 8/8 W 76-67 H
 1/20/99 25 1/1 L 70-68 OT H
 2/20/99 16/21 2/2 W 73-71 A
 2/19/00 – 18/18 W 63-57 A
 1/20/01 – 15/15 W 77-74 H
 2/24/01 L 60-53 A

1/5/02 21/21 – L 76-75 A
 2/2/02 15/16 17/22 W 68-66 H
 1/11/03 – 3/3 L 83-80 OT A
 1/20/03 – 11/8 W 77-76 H
 2/18/04 – 8/8 L 76-63 A
 11/23/08 17/16 2/2 L 76-63 N
 11/24/19 L 80-55 N

COPPIN STATE (3-0)
 Home: 3-0 Away: 0-0
 Neutral: 0-0 Under Coach L: 1-0
 Since rebirth in 1985: 3-0
 2/28/87 W 115-76 H
 1/20/88 W 64-54 H
 12/21/19 W 91-60 H

CORNELL (1-0)
 Home: 1-0 Away: 0-0
 Neutral: 0-0 Under Coach L: 0-0
 Since rebirth in 1985: 0-0
 12/27/62 W 94-74 H

CREIGHTON (3-2)
 Home: 2-1 Away: 1-1
 Neutral: 0-0 Under Coach L: 0-0
 Since rebirth in 1985: 1-0
 2/10/64 L 124-94 H
 2/5/66 W 91-81 H
 2/24/68 W 106-93 H
 1/23/71 L 104-84 A
 3/20/06 W 53-52 A+
 + NIT

CULVER-STOCKTON (1-0)
 Home: 1-0 Away: 0-0
 Neutral: 0-0 Under Coach L: 0-0
 Since rebirth in 1985: 0-0
 1951-52 W 68-54 H

DARTMOUTH (3-1)
 Home: 3-0 Away: 0-0
 Neutral: 0-0 Under Coach L: 0-0
 Since rebirth in 1985: 1-1
 12/27/50 W 61-52 H
 12/27/67 W 100-81 H
 12/20/86 L 88-86 H
 12/17/90 W 72-60 H

DAVIDSON (3-1)
 Home: 2-0 Away: 1-1
 Neutral: 0-0 Under Coach L: 0-0
 Since rebirth in 1985: 3-1
 2/27/89 W 90-78 H
 2/10/90 W 72-64 A
 2/2/91 W 79-67 H
 2/1/92 L 66-62 A

ALL-TIME SERIES RESULTS DATE / UM RANK / OPPONENT RANK / RESULT / LOCATION

DAYTON (1-7)

Home: 1-2 Away: 0-5
 Neutral: 0-0 Under Coach L: 0-0
 Since rebirth in 1985: 1-3

12/5/56	L	87-48	A
2/21/67	L	80-79	H
2/1/68	L	98-60	A
12/11/70	L	91-77	A
2/8/86	L	79-68	A
2/14/87	L	92-78	H
3/8/88	L	90-89	A
12/6/90	W	87-82	H

DEPAUL (1-6)

Home: 1-3 Away: 0-3
 Neutral: 0-0 Under Coach L: 0-0
 Since rebirth in 1985: 1-6

2/27/88	L	101-82	H
2/11/89	L	87-79	A
1/31/90	L	76-48	A
2/12/90	L	66-49	H
2/23/91	- 25	L 66-53	H
3/6/91	L	75-58	A
12/28/96	W	61-45	H

DETROIT-MERCY (2-0)

Home: 1-0 Away: 0-0
 Neutral: 1-0 Under Coach L: 1-0
 Since rebirth in 1985: 2-0

12/21/99	W	68-64	N
11/24/12	W	77-62	H

DREXEL (1-0)

Home: 0-0 Away: 0-0
 Neutral: 1-0 Under Coach L: 1-0
 Since rebirth in 1985: 1-0

11/20/14	W	66-46	N
----------	---	-------	---

DUKE (8-22)

Home: 6-9 Away: 2-11
 Neutral: 0-2 Under Coach L: 6-7
 Since rebirth in 1985: 7-22

12/21/62	- 2	W 71-69	H
2/19/86	- 2	L 104-82	A
12/22/86	- -	L 74-67	H
1/6/88	- 9	L 107-69	A
12/10/88	- 1	L 117-102	H
1/19/05	- 4/4	L 92-83	H
3/3/05	- 6/6	L 83-59	A
2/19/06	- 2/2	L 92-71	A
3/10/06	- 3/3	L 80-76	N#
1/14/07	- 11/11	L 85-63	H
2/2/08	- 3/3	L 88-73	A
2/20/08	- 5/4	W 96-95	H
2/7/09	- 4/3	L 78-75	OT A
2/17/10	- 6/6	L 74-81	H
3/13/10	- 4/4	L 77-74	N#
1/2/11	- 1/1	L 74-63	A
2/13/11	- 5/5	L 81-71	H
2/5/12	- 7/5	W 78-74	OT A
1/23/13	25 1/1	W 90-63	H
3/2/13	5/7 3/3	L 79-76	A
1/22/14	- 18/18	L 67-46	H
1/13/15	- 4/4	W 90-74	A
1/25/16	15/16 24/20	W 80-69	H
1/21/17	- 18/18	L 70-58	A
2/25/17	- 10/11	W 55-50	H
1/15/18	25/23 5/5	L 83-75	H

3/2/19	- 3/2	L 87-57	A
1/4/20	- 2/2	L 95-62	H
1/21/20	- 8/8	L 89-59	A
2/1/21		W 77-75	H

ACC Tournament

DUQUESNE (2-1)

Home: 0-0 Away: 1-1
 Neutral: 1-0 Under Coach L: 0-0
 Since rebirth in 1985: 1-0

12/4/64	W	99-95	A
12/6/69	L	94-88	A
11/28/87	W	84-73	N

EASTERN AIRLINES (1-0)

1939-40	W	30-25	
---------	---	-------	--

EASTERN ILLINOIS (2-1)

Home: 1-0 Away: 0-0
 Neutral: 1-1 Under Coach L: 0-0
 Since rebirth in 1985: 2-0

3/7/49	L	89-73	N
12/24/88	W	83-68	N
12/18/00	W	83-73	H

EASTERN KENTUCKY (2-2)

Home: 2-1 Away: 0-0
 Neutral: 0-1 Under Coach L: 0-1
 Since rebirth in 1985: 1-2

12/16/67	W	93-87	H
11/30/91	L	66-61	N
11/24/97	W	86-64	H
12/19/14 18/19	-	L 72-44	H

EASTERN MICHIGAN (1-0)

Home: 0-0 Away: 0-0
 Neutral: 1-0 Under Coach L: 0-0
 Since rebirth in 1985: 1-0

11/18/01	W	93-56	N
----------	---	-------	---

EGLIN FIELD (0-1)

Home: 0-0 Away: 0-1
 Neutral: 0-0 Under Coach L: 0-0
 Since rebirth in 1985: 0-0

2/24/53	L	66-64	A
---------	---	-------	---

ELON (0-1)

Home: 0-0 Away: 0-1
 Neutral: 0-0 Under Coach L: 0-0
 Since rebirth in 1985: 0-0

2/6/40	L	58-30	A
--------	---	-------	---

EVANSVILLE (1-0)

Home: 0-0 Away: 1-0
 Neutral: 0-0 Under Coach L: 0-0
 Since rebirth in 1985: 1-0

11/17/06	W	74-69	A
----------	---	-------	---

FAIRFIELD (0-1)

Home: 0-1 Away: 0-0
 Neutral: 0-0 Under Coach L: 0-0
 Since rebirth in 1985: 0-1

1/2/86	L	56-47	H
--------	---	-------	---

FAIRLEIGH DICKINSON (1-1)

Home: 1-0 Away: 0-0
 Neutral: 0-1 Under Coach L: 0-0
 Since rebirth in 1985: 1-1

2/10/87	L	73-70	N
1/4/88	W	81-68	H

FLORIDA (24-47)

Home: 17-15 Away: 7-29
 Neutral: 0-3 Under Coach L: 2-2
 Since rebirth in 1985: 4-11

2/15/28	W	40-39	A
1939-40	L	36-23	A
1939-40	L	53-26	A
1940-41	L	48-35	H
1940-41	L	62-50	H
1941-42	L	47-31	A
1941-42	L	37-34	A
12/20/46	W	36-33	H
12/21/46	W	39-35	H
1/3/47	L	42-28	A
1/4/47	L	61-28	A
12/19/47	W	67-50	H
12/20/47	L	58-55	H
2/20/48	L	72-50	A
2/21/48	W	52-49	A
1/14/49	W	75-65	H
1/15/49	W	44-42	H
2/22/49	L	90-56	A
2/23/49	W	60-50	A
12/10/49	L	60-53	H
2/18/50	L	66-46	A
2/2/51	L	78-71	H
2/13/51	L	71-61	A
12/17/51	L	69-65	A
2/18/52	W	76-68	H
12/16/52	W	75-73	H
2/2/53	L	78-56	A
12/12/53	W	85-75	H
1/15/54	L	75-52	A
12/16/54	L	70-61	H
1/13/55	L	80-68	A
12/19/55	L	74-69	H
1/13/56	L	87-85	A
12/15/56	L	89-65	H
1/10/57	L	98-63	A
12/21/57	L	73-64	H
1/16/58	L	75-70	A
12/17/58	W	92-82	H
1/15/59	L	85-70	A
12/19/59	W	79-77	H
1/14/60	15 -	W 70-65	A
12/17/60	W	93-74	H
1/11/61	L	81-73	A
12/16/61	W	66-61	H
1/11/62	L	74-62	A
11/30/62	W	91-87	OT H
1/10/63	W	86-77	A
12/7/63	W	95-79	H
1/9/64	L	114-91	A
12/19/64	W	67-58	H
1/21/65	t-19 -	L 86-69	A
12/4/65	L	77-66	H
1/12/66	L	111-66	A
12/3/66	L	113-88	H
2/8/67	L	73-57	A
12/7/68	L	111-62	H
12/17/85	L	81-64	H



ALL-TIME SERIES RESULTS DATE / UM RANK / OPPONENT RANK / RESULT / LOCATION

1/27/86		L 75-53	A
2/21/87	- 18	L 99-60	A
2/15/88		L 83-73	H
12/19/88		L 101-81	A
2/19/90		W 62-59	H
12/30/90		L 62-60	A
12/21/02	- 13/13	L 94-93	2OT N
12/04/04	- 19/18	W 72-65	A
12/22/05	- 5/5	L 77-67	H
3/20/09		L 74-60	A+
11/17/14	- 8/7	W 69-67	A
12/8/15	17/20 -	W 66-55	H
11/27/16		L 65-56	N
11/22/19		L 78-58	N
+ NIT			

FLORIDA A&M (8-0)

Home: 8-0	Away: 0-0		
Neutral: 0-0	Under Coach L: 1-0		
Since rebirth in 1985: 5-0			
2/10/68	W 108-98	H	
2/8/69	W 94-91	H	
2/7/70	W 118-111	H	
12/4/93	W 91-47	H	
12/10/94	W 67-53	H	
12/9/95	W 77-53	H	
12/18/01	W 90-62	H	
11/16/18	11/12 -	W 90-59	H

FLORIDA ATLANTIC (24-1)

Home: 16-0	Away: 5-1	
Neutral: 3-0	Under Coach L: 4-0	
Since rebirth in 1985: 24-1		
2/14/89	W 79-74	N
11/25/91	W 83-53	H
12/19/92	W 84-61	H
11/26/93	W 85-53	H
1/4/94	W 79-62	A
11/28/94	W 76-59	H
3/2/95	W 80-70	A
11/27/95	W 76-56	A
12/20/95	W 61-51	H
11/24/96	W 83-74	H
11/16/97	W 69-47	H
11/13/98	W 97-73	A
12/27/99	W 89-52	H
11/18/00	W 76-59	A
11/26/01	W 74-48	H
12/3/02	L 74-73	OT A
12/27/03	W 76-51	H
11/29/04	W 84-68	H
1/5/09	W 85-69	H
12/19/09	W 87-69	N
3/16/11	W 85-62	H+
12/17/11	W 93-90	2OT N
12/16/16	W 76-56	H
12/22/18	W 75-55	H
11/8/19	W 74-60	H
+ NIT		

FGCU (3-2)

Home: 2-1	Away: 1-1	
Neutral: 0-0	Under Coach L: 1-2	
Since rebirth in 1985: 3-2		
11/25/09	W 77-58	H
11/27/10	W 87-75	A
11/22/11	W 60-50	H
11/13/12	L 63-51	A
12/12/20	L 66-62	H

FIU (12-1)

Home: 10-1	Away: 2-0		
Neutral: 0-0	Under Coach L: 0-0		
Since rebirth in 1985: 12-1			
2/18/87	W 102-81	H	
3/12/88	W 92-76	H	
3/6/89	W 89-82	H	
3/6/90	W 83-55	H	
3/4/91	W 87-65	H	
3/2/92	W 68-63	H	
12/1/92	L 72-64	H	
12/3/01	W 77-59	H	
12/6/03	W 89-72	H	
12/07/04	W 80-67	A	
11/11/06	W 73-50	H	
12/8/07	W 67-53	A	
12/12/08	1/25 -	W 76-50	H

FLORIDA SOUTHERN (60-8)

Home: 31-3	Away: 29-5	
Neutral: 0-0	Under Coach L: 0-0	
Since rebirth in 1985: 2-0		
1/25/28	L 40-26	A
2/18/28	W 38-18	H
1928-29	L 39-15	A
1928-29	W 36-29	H
1930-31	W 27-24	H
1930-31	L 40-21	A
1939-40	W 43-42	A
1939-40	W 37-30	A
1940-41	W 57-43	A
1940-41	W 41-33	H
1940-41	L 50-38	H
1941-42	W 41-21	H
1941-42	W 40-25	H
1941-42	W 41-34	A
1941-42	W 38-32	A
2/11/46	W 45-40	H
2/12/46	W 53-47	H
2/20/46	W 46-43	A
12/13/46	W 38-25	H
12/14/46	L 41-37	H
2/7/47	W 55-43	A
2/8/47	W 61-43	A
2/6/48	L 59-50	A
2/7/48	W 52-43	A
2/27/48	W 76-44	H
2/28/48	W 59-42	H
2/8/49	W 68-47	A
2/9/49	W 68-57	A
1/20/50	W 69-59	H
1/21/50	W 59-49	H
12/9/50	W 64-61	A
2/9/51	W 79-65	H
1/9/52	W 106-43	H
2/7/52	W 58-41	A
12/1/52	W 83-60	H
2/13/54	W 77-70	2OT A

12/13/54	W 58-44	H	
2/16/55	W 73-71	A	
12/3/55	W 92-80	H	
2/10/56	W 91-90	A	
12/1/56	W 84-69	H	
2/8/57	L 95-85	A	
2/5/58	W 84-69	A	
2/17/58	W 76-58	H	
12/8/58	W 107-80	H	
2/2/59	W 79-76	A	
2/6/60	W 88-71	A	
2/18/60	10 -	W 121-85	H
12/15/60	W 87-54	H	
2/4/61	W 92-80	A	
12/14/61	W 96-67	H	
2/3/62	W 82-73	A	
12/13/62	W 116-93	H	
2/2/63	18 -	W 99-83	A
2/1/64	W 85-78	A	
2/18/64	W 120-79	H	
1/13/65	W 124-93	H	
2/5/65	W 94-82	A	
1/15/66	W 89-66	H	
1/28/66	W 101-80	A	
1/19/67	W 102-72	H	
1/27/67	W 55-49	A	
1/27/68	W 94-76	A	
1/28/69	W 87-73	A	
1/23/70	W 103-92	A	
1/29/71	L 96-95	OT H	
11/9/07	W 104-61	H	
11/15/08	17/16 -	W 96-60	H

FLORIDA STATE (36-51)

Home: 28-16	Away: 8-33		
Neutral: 0-2	Under Coach L: 8-13		
Since rebirth in 1985: 15-28			
12/19/50	W 80-61	H	
1/1/52	W 93-56	H	
2/11/52	W 76-73	A	
2/28/52	L 73-70	N	
1/9/53	W 93-65	H	
2/23/53	L 81-75	A	
1/9/54	W 78-61	H	
2/5/54	L 76-69	A	
12/20/54	L 71-66	A	
2/25/55	L 86-80	H	
1/7/56	L 78-76	A	
2/25/56	W 91-85	H	
1/12/57	W 85-77	A	
2/23/57	W 98-82	H	
1/18/58	L 71-70	A	
2/22/58	W 86-66	H	
12/19/58	W 85-79	H	
1/17/59	L 93-69	A	
2/28/59	W 92-85	H	
1/16/60	15 -	W 93-91	A
2/27/60	9 -	W 107-89	H
1/14/61	L 89-78	A	
2/25/61	W 75-73	H	
1/13/62	L 65-60	A	
2/24/62	L 83-80	H	
1/12/63	L 77-74	OT A	
2/23/63	W 99-70	H	
1/11/64	L 80-78	A	
2/29/64	W 82-80	H	
1/9/65	L 67-66	A	
3/1/65	1/17 -	W 82-75	H

ALL-TIME SERIES RESULTS DATE / UM RANK / OPPONENT RANK / RESULT / LOCATION

1/7/66	L	78-62	A
2/28/66	W	112-90	H
1/7/67	L	61-60	A
3/1/67	W	110-90	H
1/12/68	L	122-93	A
3/1/68	W	96-84	H
12/6/68	L	111-84	H
1/10/69	L	86-81	A
3/1/69	L	89-86	H
1/9/70	L	104-63	A
2/28/70	- 9	L	112-96 H
1/8/71	L	114-106	A
2/27/71	W	100-94	H
1/20/86	W	83-75	H
2/3/86	L	90-72	A
2/4/87	W	63-57	H
2/26/87	L	108-84	A
1/18/90	W	101-97	2OT H
2/17/90	L	92-73	A
12/8/02	L	72-55	A
12/14/03	L	67-58	H
1/15/05	W	64-63	H
2/22/05	W	65-49	A
1/29/06	W	84-78	OT A
3/5/06	L	64-61	H
1/20/07	L	86-67	A
3/3/07	L	98-90	OT H
2/6/08	L	62-55	H
3/8/08	L	75-72	OT A
1/21/09	W	75-69	H
2/18/09	L	80-67	A
2/6/10	L	71-65	A
3/6/10	L	61-60	H
1/19/11	L	55-53	H
2/26/11	L	65-59	A
2/11/12	- 15/17	L	64-59 A
2/26/12	- 15/16	W	78-62 H
3/9/12	- 17/17	L	82-71 N#
1/27/13	25 -	W	71-47 H
2/13/13	3/4 -	W	74-68 A
1/15/14	L	63-53	H
2/10/14	W	77-73	A
2/1/15	L	55-54	A
2/25/15	23/23 -	W	81-77 H
1/9/16	12/11 -	W	72-59 H
2/14/16	12/11 -	W	67-65 A
2/1/17	- 15/16	L	75-57 H
3/4/17	25/25 15/17	L	66-57 A
1/7/18	15/17 24/RV	W	80-74 H
1/27/18	RV/24 -	L	103-94 OT A
1/9/19	- 13/13	L	68-62 A
1/27/19	- RV/23	L	78-66 H
1/18/20	- 9/9	W	83-79 OT H
2/8/20	- 8/8	L	99-81 A
1/27/21	- 16/16	L	81-59 A
2/24/21	- 11/9	L	88-71 H

ACC Tournament

FORDHAM (1-1)

Home:	1-1	Away:	0-0
Neutral:	0-0	Under Coach L:	0-0
Since rebirth in 1985:	1-0		
12/22/70	L	85-83	H
12/30/94	W	55-43	H

FORT LAUDERDALE NAS (0-1)

Home:	0-1	Away:	0-0
Neutral:	0-0	Under Coach L:	0-0
Since rebirth in 1985:	0-0		
2/4/46	L	32-31	H

FRESNO STATE (1-0)

Home:	0-0	Away:	0-0
Neutral:	1-0	Under Coach L:	1-0
Since rebirth in 1985:	1-0		
11/23/18	W	78-76	N

FURMAN (0-2)

Home:	0-2	Away:	0-0
Neutral:	0-0	Under Coach L:	0-0
Since rebirth in 1985:	0-0		
1/4/52	L	55-53	H
1/3/55	L	91-74	H

GARDNER-WEBB (1-0)

Home:	1-0	Away:	0-0
Neutral:	0-0	Under Coach L:	1-0
Since rebirth in 1985:	1-0		
11/10/18 13/12	W	77-45	H

GEORGE MASON (1-1)

Home:	0-1	Away:	1-0
Neutral:	0-0	Under Coach L:	0-0
Since rebirth in 1985:	1-1		
1/1/90	W	101-91	OT A
11/23/90	L	97-91	H

GEORGE WASHINGTON (2-3)

Home:	1-0	Away:	1-1
Neutral:	0-2	Under Coach L:	2-1
Since rebirth in 1985:	2-2		
2/21/71	L	83-81	A
12/29/91	L	78-64	N
11/28/13	L	71-63	OT N
12/22/16	W	72-64	H
12/16/17	6/8 -	W	59-50 A

GEORGETOWN (12-19)

Home:	7-5	Away:	3-8
Neutral:	2-6	Under Coach L:	0-0
Since rebirth in 1985:	11-19		
1/24/55	W	84-81	H
1/2/88	- 18	L	82-78 H
1/7/89	- 5	L	112-79 A
1/25/92	L	60-40	A
2/15/92	L	75-58	H
3/13/92	- 21	L	77-64 N^
1/2/93	- 10	W	80-69 H
3/3/93	L	82-64	A
3/11/93	L	67-40	N^
12/7/93	L	61-47	H
1/29/94	L	77-40	A
1/7/95	- 12/13	L	71-64 A
2/4/95	- 13/13	W	67-61 H
3/10/95	- 24	L	69-58 N^
1/13/96	- 5/5	L	72-67 A
3/7/96	- 6/6	L	92-62 N^
1/4/97	W	69-67	A
1/18/97	W	68-65	OT H
3/6/97	L	63-59	N^
12/6/97	W	66-56	H
3/4/98	L	62-56	N^
12/30/98	W	64-63	A

2/6/99	25 -	W	71-58 H
3/4/99	9/10 -	W	65-54 N^
1/15/00	L	65-61	A
2/7/00	W	77-55	H
1/2/02	21/21 23/24	W	79-71 A
3/7/02	21/21	W	84-76 OT N^
2/22/03	L	74-72	H
1/31/04	L	87-80	OT H
2/7/04	L	80-64	A

^ BIG EAST Tournament

GEORGIA (1-3)

Home:	1-1	Away:	0-2
Neutral:	0-0	Under Coach L:	0-0
Since rebirth in 1985:	1-2		
1938-39	L	41-19	A
11/3/85	W	81-78	H
12/14/90	- 11	L	78-60 H
12/22/92	L	69-67	A

GEORGIA SOUTHERN (1-0)

Home:	1-0	Away:	0-0
Neutral:	0-0	Under Coach L:	1-0
Since rebirth in 1985:	1-0		
11/11/13	W	81-80	OT H

GEORGIA STATE (3-0)

Home:	2-0	Away:	1-0
Neutral:	0-0	Under Coach L:	0-0
Since rebirth in 1985:	3-0		
11/29/85	W	82-72	H
12/12/97	W	80-64	H
12/18/98	W	76-55	A

GEORGIA TECH (14-12)

Home:	7-5	Away:	6-6
Neutral:	1-1	Under Coach L:	7-6
Since rebirth in 1985:	13-11		
1/3/53	W	82-60	H
2/27/67	L	90-84	A
12/27/97	- /23	L	9-61 H
1/06/05	- 9/10	L	80-69 A
2/26/05	L	76-72	H
2/4/06	W	70-53	A
12/3/06	- 21/25	W	90-82 H
1/12/08	25 -	W	78-68 H
2/17/08	W	64-63	A
3/4/09	L	78-68	A
2/10/10	- 20/20	W	64-62 H
2/3/11	W	59-57	H
3/6/11	L	66-57	A
1/24/12	W	64-49	A
3/8/12	W	54-36	N#
1/5/13	W	62-49	A
3/6/13	6/7 -	L	71-69 H
1/18/14	W	56-42	A
1/28/15	23/23 -	L	70-50 H
2/17/16	17/15 -	W	75-68 A
2/15/17	W	70-61	H
1/3/18	15/17 -	L	64-54 A
2/23/19	W	80-65	H
2/29/20	L	63-57	A
2/20/21	L	87-60	H
3/11/21	L	70-66	N#

ACC Tournament



ALL-TIME SERIES RESULTS DATE / UM RANK / OPPONENT RANK / RESULT / LOCATION

HARTFORD (3-1)

Home: 3-1 Away: 0-0
 Neutral: 0-0 Under Coach L: 0-0
 Since rebirth in 1985: 3-1
 3/3/86 W 66-62 H
 2/27/90 L 62-58 H
 12/13/96 W 74-58 H
 12/11/99 W 97-61 H

HAVANA (5-1)

Home: 5-1 Away: 0-0
 Neutral: 0-0 Under Coach L: 0-0
 Since rebirth in 1985: 0-0
 2/3/28 W 38-14 H
 1928-29 L 26-22 H
 1938-39 W 38-34 H
 1938-39 W 46-40 H
 1/7/49 W 73-57 H
 1/8/49 W 66-53 H

HAWAII (4-1)

Home: 1-0 Away: 3-1
 Neutral: 0-0 Under Coach L: 2-0
 Since rebirth in 1985: 2-0
 12/6/67 W 102-83 A
 12/7/67 L 110-76 A
 1/31/69 W 84-82 H
 12/22/12 W 73-58 A
 12/23/17 6/7 - W 75-57 A

HOFSTRA (1-0)

Home: 1-0 Away: 0-0
 Neutral: 0-0 Under Coach L: 0-0
 Since rebirth in 1985: 1-0
 1/4/86 W 70-63 H

HOLY CROSS (1-0)

Home: 1-0 Away: 0-0
 Neutral: 0-0 Under Coach L: 0-0
 Since rebirth in 1985: 0-0
 12/29/61 W 77-71 H

HOUSTON (5-9)

Home: 4-5 Away: 1-4
 Neutral: 0-0 Under Coach L: 0-0
 Since rebirth in 1985: 0-0
 1/25/56 L 95-77 H
 12/22/56 W 67-63 H
 12/9/59 W 72-63 A
 1/23/60 11 - L 88-79 H
 1/21/61 W 89-78 H
 2/8/62 L 80-69 H
 1/24/63 W 71-70 H
 2/13/64 L 93-83 A
 2/20/65 t19 - W 103-91 H
 2/17/66 L 111-96 A
 2/18/67 - 7/8 L 105-86 H
 2/15/68 - 1 L 106-64 A
 2/14/70 - 13 L 118-98 A
 2/20/71 L 99-93 H

HOUSTON BAPTIST (1-0)

Home: 1-0 Away: 0-0
 Neutral: 0-0 Under Coach L: 1-0
 Since rebirth in 1985: 1-0
 12/19/18 W 80-73 H

HOWARD (2-1)

Home: 2-1 Away: 0-0
 Neutral: 0-0 Under Coach L: 1-0
 Since rebirth in 1985: 2-1
 12/6/91 L 64-55 H
 11/29/01 W 87-71 H
 11/14/14 W 84-49 H

ILLINOIS (3-1)

Home: 1-1 Away: 1-0
 Neutral: 1-0 Under Coach L: 3-0
 Since rebirth in 1985: 3-0
 12/28/69 L 86-76 H
 3/24/13 5/4 - W 63-59 NS\$
 12/2/14 15/15 24/25 W 70-61 H
 12/2/19 W 81-79 A
\$ NCAA Tournament

ILLINOIS STATE (0-1)

Home: 0-0 Away: 0-0
 Neutral: 0-1 Under Coach L: 0-0
 Since rebirth in 1985: 0-1
 12/22/99 L 87-78 N

INDIANA (1-0)

Home: 0-0 Away: 0-0
 Neutral: 1-0 Under Coach L: 0-0
 Since rebirth in 1985: 1-0
 12/15/01 - 21/24 W 58-53 N

INDIANA STATE (0-1)

Home: 0-0 Away: 0-0
 Neutral: 0-1 Under Coach L: 0-1
 Since rebirth in 1985: 0-1
 12/25/12 L 57-55 OT N

IONA (1-0)

Home: 0-0 Away: 1-0
 Neutral: 0-0 Under Coach L: 0-0
 Since rebirth in 1985: 0-0
 1/7/60 14 - W 69-67 A

IOWA STATE (0-1)

Home: 0-0 Away: 0-0
 Neutral: 0-1 Under Coach L: 0-1
 Since rebirth in 1985: 0-1
 11/25/16 - 21/22 L 56-73 N

JACKSONVILLE (27-7)

Home: 16-2 Away: 11-4
 Neutral: 0-0 Under Coach L: 2-0
 Since rebirth in 1985: 5-0
 12/2/57 W 89-87 H
 1/17/58 L 86-72 A
 1/16/59 W 64-62 A
 2/14/59 W 95-93 H
 12/3/59 W 106-98 H
 1/13/60 15 - W 78-70 OT A
 1/13/61 W 93-84 OT A
 2/20/61 W 96-80 H
 12/2/61 W 93-80 H
 1/10/62 W 90-89 A
 1/9/63 W 103-91 A
 2/5/63 18 - W 112-105 H
 1/8/64 W 97-92 A
 2/4/64 W 117-92 H
 1/7/65 W 86-82 A
 1/16/65 W 127-99 H

1/8/66 L 71-69 A
 2/12/66 W 117-104 H
 1/6/67 W 75-70 A
 1/14/67 W 106-86 H
 1/13/68 W 72-67 A
 1/18/68 W 76-75 H
 1/11/69 W 94-87 A
 2/25/69 W 95-86 H
 1/10/70 - 7 L 121-87 A
 3/4/70 - 6 L 108-97 H
 1/9/71 - 7 L 124-82 A
 3/2/71 - 9 L 94-75 H
 12/18/96 W 74-57 H
 11/29/97 W 74-70 A
 11/12/10 W 89-77 H
 11/16/12 W 73-57 H
 12/19/20 W 73-64 H

JACKSONVILLE NAVY (1-1)

Home: 1-0 Away: 0-1
 Neutral: 0-0 Under Coach L: 0-0
 Since rebirth in 1985: 0-0
 1941-42 W 44-18 H
 1941-42 L 46-25 A

JEWISH PROG. ATLANTA (0-1)

Home: 0-1 Away: 0-0
 Neutral: 0-0 Under Coach L: 0-0
 Since rebirth in 1985: 0-0
 1938-39 L 39-24 H

JUNIOR C. OF C. (1-1)

Home: 1-1 Away: 0-0
 Neutral: 0-0 Under Coach L: 0-0
 Since rebirth in 1985: 0-0
 1928-29 W 25-24 H
 1928-29 L 28-23 H

KANSAS (1-3)

Home: 1-1 Away: 0-2
 Neutral: 0-0 Under Coach L: 0-0
 Since rebirth in 1985: 1-3
 1/17/87 - 20 L 82-47 A
 1/12/89 - 12 W 87-86 H
 1/10/90 - 1 L 100-73 H
 1/16/91 L 73-60 A

KENTUCKY (1-3)

Home: 0-1 Away: 1-2
 Neutral: 0-0 Under Coach L: 0-0
 Since rebirth in 1985: 1-2
 12/3/56 L 114-75 A
 12/5/98 - 8/8 L 74-65 A
 1/29/00 - 16/18 L 60-57 H
 12/6/08 21/22 - W 73-67 A

KENTUCKY WESLEYAN (4-1)

Home: 3-1 Away: 1-0
 Neutral: 0-0 Under Coach L: 0-0
 Since rebirth in 1985: 0-0
 1/31/56 L 86-82 H
 1/24/57 W 100-95 H
 12/16/57 W 96-78 A
 1/26/59 W 69-64 H
 2/22/60 10 - W 104-95 H

ALL-TIME SERIES RESULTS DATE / UM RANK / OPPONENT RANK / RESULT / LOCATION

KEY WEST NAVY (1-0)

Home: 1-0 Away: 0-0
 Neutral: 0-0 Under Coach L: 0-0
 Since rebirth in 1985: 0-0
 1951-52 W 85-55 H

LAFAYETTE (4-1)

Home: 3-1 Away: 0-0
 Neutral: 1-0 Under Coach L: 0-0
 Since rebirth in 1985: 3-1
 1/11/71 W 78-75 H
 1/14/91 L 73-57 H
 3/12/99 10/12 - W 75-54 N\$
 11/24/01 W 79-69 H
 11/25/06 W 98-66 H
 \$ NCAA Tournament

LA SALLE (9-9)

Home: 7-3 Away: 1-6
 Neutral: 1-0 Under Coach L: 5-0
 Since rebirth in 1985: 5-0
 2/5/51 L 95-84 H
 2/6/51 W 77-75 OT H
 1/7/61 L 88-74 A
 1/25/62 L 73-61 H
 1/4/63 L 78-76 A
 1/23/64 W 121-99 H
 12/8/64 L 90-86 A
 3/5/66 W 108-102 H
 12/7/66 L 99-82 A
 1/2/68 L 92-84 H
 12/11/68 L 96-71 A
 2/17/70 W 103-96 H
 12/9/70 L 97-77 A
 1/2/13 W 76-59 H
 12/22/13 W 71-58 H
 12/22/15 13/16 - W 95-49 A
 11/22/17 11/11 - W 57-46 N
 11/22/18 W 85-49 N

LEHIGH (7-1)

Home: 7-0 Away: 0-0
 Neutral: 0-1 Under Coach L: 1-0
 Since rebirth in 1985: 6-1
 12/4/70 W 74-67 H
 12/27/89 L 83-59 N
 1/9/91 W 99-67 H
 12/30/96 W 68-32 H
 12/27/00 W 71-52 H
 12/30/02 W 68-62 H
 12/9/06 W 79-58 H
 11/9/18 W 83-62 H

LONG ISLAND (1-0)

Home: 1-0 Away: 0-0
 Neutral: 0-0 Under Coach L: 0-0
 Since rebirth in 1985: 1-0
 12/16/88 W 102-66 H

LOUISIANA (1-1)

Home: 1-0 Away: 0-0
 Neutral: 0-1 Under Coach L: 1-0
 Since rebirth in 1985: 1-1
 12/20/99 L 66-60 N
 11/16/15 W 93-77 H

LOUISIANA MONROE (1-0)

Home: 1-0 Away: 0-0
 Neutral: 0-0 Under Coach L: 0-0
 Since rebirth in 1985: 1-0
 11/23/03 W 78-60 H

LSU (3-1)

Home: 1-0 Away: 1-1
 Neutral: 1-0 Under Coach L: 0-0
 Since rebirth in 1985: 1-0
 12/11/50 W 68-62 H
 12/11/52 L 86-58 A
 12/11/57 W 73-65 A
 12/27/01 24/23 - W 68-61 N

LOUISVILLE (5-13)

Home: 5-6 Away: 0-6
 Neutral: 0-1 Under Coach L: 3-6
 Since rebirth in 1985: 3-8
 1/5/51 L 73-60 H
 12/29/52 L 84-74 H
 1/31/57 L 89-60 H
 1/30/61 - 7 W 71-69 H
 12/6/61 L 77-59 A
 2/9/63 W 94-84 H
 12/28/65 L 85-84 OT H
 12/31/05 - 10/10 L 58-43 N
 12/23/06 L 82-59 A
 2/3/15 - 9/8 L 63-55 H
 2/21/15 - 12/12 L 55-53 A
 2/27/16 12/11 11/- W 73-65 H
 2/11/17 - 4/4 L 71-66 A
 1/24/18 RV/24 - W 78-75 OT H
 1/6/19 L 90-73 A
 11/5/19 - 5/5 L 87-74 H
 1/7/20 - 13/11 L 74-58 A
 1/16/21 - 16/18 W 78-72 H

LOYOLA CHICAGO (0-1)

Home: 0-0 Away: 0-0
 Neutral: 0-1 Under Coach L: 0-1
 Since rebirth in 1985: 0-1
 3/15/18 22/24 - L 64-62 N\$
 \$ NCAA Tournament

LOYOLA (MD) (1-0)

Home: 1-0 Away: 0-0
 Neutral: 0-0 Under Coach L: 1-0
 Since rebirth in 1985: 1-0
 12/30/13 W 71-48 H

LOYOLA (N.O.) (9-7)

Home: 6-3 Away: 3-4
 Neutral: 0-0 Under Coach L: 0-0
 Since rebirth in 1985: 0-0
 12/10/52 L 71-54 A
 12/10/55 W 83-82 A
 12/10/57 L 76-52 H
 1/25/58 W 89-82 H
 2/16/59 W 93-84 H
 12/12/59 W 86-70 A
 2/11/61 W 65-61 H
 2/10/62 L 113-70 H
 2/15/64 W 97-90 OT A
 2/13/65 W 115-86 H
 2/19/66 L 89-76 A
 2/11/67 W 68-66 H
 2/17/68 L 86-84 A

2/15/69 W 89-80 H
 1/31/70 L 98-84 A
 2/6/71 L 107-88 H

LUBBOCK CHRISTIAN (1-0)

Home: 1-0 Away: 0-0
 Neutral: 0-0 Under Coach L: 0-0
 Since rebirth in 1985: 1-0
 11/21/03 W 86-66 H

MAINE (1-0)

Home: 0-0 Away: 0-0
 Neutral: 1-0 Under Coach L: 0-0
 Since rebirth in 1985: 1-0
 11/29/91 W 62-57 N

MANHATTAN (1-0)

Home: 1-0 Away: 0-0
 Neutral: 0-0 Under Coach L: 0-0
 Since rebirth in 1985: 1-0
 12/28/85 W 79-61 H

MARIST (2-1)

Home: 0-1 Away: 1-0
 Neutral: 1-0 Under Coach L: 0-0
 Since rebirth in 1985: 2-1
 2/1/88 W 79-76 OT A
 2/18/88 L 73-62 H
 11/15/07 W 85-61 N

MARQUETTE (2-3)

Home: 2-0 Away: 0-2
 Neutral: 0-1 Under Coach L: 0-1
 Since rebirth in 1985: 2-3
 3/5/86 L 84-62 A
 1/24/87 W 91-89 OT H
 1/16/88 L 65-51 A
 1/28/89 W 106-90 H
 3/28/13 5/4 15/16 L 71-61 N\$
 \$ NCAA Tournament

MARSHALL (2-1)

Home: 1-1 Away: 0-0
 Neutral: 1-0 Under Coach L: 0-0
 Since rebirth in 1985: 1-0
 1941-42 L 37-33 H
 2/23/71 W 89-88 H
 12/27/91 W 70-55 N

MARYLAND (13-9)

Home: 10-4 Away: 1-5
 Neutral: 2-0 Under Coach L: 2-2
 Since rebirth in 1985: 9-5
 1/28/49 L 43-42 H
 1/29/49 W 58-48 H
 2/1/54 L 63-57 H
 1/22/62 L 71-68 H
 12/29/64 W 80-73 H
 1/30/68 W 93-73 H
 12/21/68 W 92-85 N
 12/29/70 L 111-77 H
 2/5/05 - 22/24 W 75-73 OT H
 1/7/06 - 14/12 W 84-70 H
 3/1/06 L 65-61 A
 1/10/07 - /25 W 63-58 A
 3/8/07 - 17/21 W 67-62 N#
 2/23/08 W 78-63 H
 1/14/09 W 62-60 H



ALL-TIME SERIES RESULTS DATE / UM RANK / OPPONENT RANK / RESULT / LOCATION

1/31/09 L 73-68 A
 1/26/10 L 81-59 A
 3/2/11 W 80-66 H
 2/1/12 W 90-86 2OT H
 2/21/12 L 75-70 A
 1/13/13 W 54-47 H
 1/29/14 L 74-71 A

ACC Tournament

UMBC (3-0)

Home: 3-0 Away: 0-0
 Neutral: 0-0 Under Coach L: 0-0
 Since rebirth in 1985: 3-0
 1/11/88 W 75-56 H
 11/27/89 W 91-74 H
 12/9/03 W 61-52 H

MARYLAND EASTERN SHORE (3-0)

Home: 3-0 Away: 0-0
 Neutral: 0-0 Under Coach L: 0-0
 Since rebirth in 1985: 3-0
 2/12/86 W 77-55 H
 1/14/87 W 88-66 H
 11/25/88 W 108-80 H

MASSACHUSETTS (4-0)

Home: 2-0 Away: 2-0
 Neutral: 0-0 Under Coach L: 2-0
 Since rebirth in 1985: 4-0
 12/12/04 W 80-53 H
 1/2/07 W 72-71 A
 12/3/11 W 83-75 H
 12/1/12 W 75-62 A

MCDILL FIELD (2-0)

Home: 0-0 Away: 2-0
 Neutral: 0-0 Under Coach L: 0-0
 Since rebirth in 1985: 0-0
 2/19/46 W 54-50 A
 1/31/48 W 67-48 A

MCNEESE STATE (1-0)

Home: 1-0 Away: 0-0
 Neutral: 0-0 Under Coach L: 0-0
 Since rebirth in 1985: 1-0
 11/24/10 W 79-59 H

MEMPHIS (5-8)

Home: 3-2 Away: 2-5
 Neutral: 0-1 Under Coach L: 0-1
 Since rebirth in 1985: 3-5
 1/4/56 L 79-71 N
 1/18/64 W 78-69 H
 2/15/66 L 86-72 A
 2/2/67 W 88-63 H
 12/13/68 L 67-44 A
 1/21/91 L 80-72 A
 2/11/91 L 83-82 OT H
 12/22/97 W 65-57 A
 12/22/98 W 80-64 A
 12/4/99 L 82-72 A
 12/21/00 W 66-57 H
 11/15/10 - 19/19 L 72-68 A
 12/6/11 - 21/20 L 71-54 H

Formerly Memphis State

MERCER (1-1)

Home: 1-0 Away: 0-1
 Neutral: 0-0 Under Coach L: 0-0
 Since rebirth in 1985: 1-0
 1938-39 L 56-37 A
 2/3/90 W 53-47 H

MIAMI BEACH (1-0)

Home: 1-0 Away: 0-0
 Neutral: 0-0 Under Coach L: 0-0
 Since rebirth in 1985: 0-0
 1928-29 W 66-18 H

MIAMI BEACH ALL-STARS (1-0)

Home: 1-0 Away: 0-0
 Neutral: 0-0 Under Coach L: 0-0
 Since rebirth in 1985: 0-0
 12/3/52 W 70-45 H

MIAMI BEACH CANOE CLUB (2-0)

Home: 2-0 Away: 0-0
 Neutral: 0-0 Under Coach L: 0-0
 Since rebirth in 1985: 0-0
 2/21/28 W 52-21 H
 2/23/28 W 18-9 H

MIAMI (OHIO) (5-4)

Home: 4-2 Away: 1-1
 Neutral: 0-1 Under Coach L: 0-0
 Since rebirth in 1985: 0-1
 1/17/47 L 60-44 A
 1/10/55 L 75-73 H
 12/30/58 L 89-87 OT H
 12/21/59 W 83-78 A
 1/4/61 W 102-100 2OT H
 12/28/61 W 83-73 H
 2/2/65 - 20 W 100-85 H
 2/22/69 W 74-68 H
 12/27/90 L 101-99 2OT N

MICHIGAN (0-4)

Home: 0-0 Away: 0-3
 Neutral: 0-1 Under Coach L: 0-0
 Since rebirth in 1985: 0-4
 11/27/87 - 9 L 109-76 N
 3/13/97 L 76-63 A+
 11/29/05 L 74-53 A
 3/22/06 L 71-65 A+
 + NIT

MICHIGAN STATE (1-1)

Home: 1-0 Away: 0-0
 Neutral: 0-1 Under Coach L: 1-1
 Since rebirth in 1985: 1-1
 11/28/12 - 13/14 W 67-59 H
 3/17/17 L 58-78 N\$
 \$ NCAA Tournament

MIDDLE TENNESSEE (1-0)

Home: 0-0 Away: 0-0
 Neutral: 1-0 Under Coach L: 1-0
 Since rebirth in 1985: 1-0
 12/25/17 6/7 - W 84-81 N

MINNESOTA (2-1)

Home: 1-1 Away: 1-0
 Neutral: 0-0 Under Coach L: 1-1
 Since rebirth in 1985: 2-1
 12/2/09 W 63-58 H
 3/19/12 L 78-60 H+
 11/29/17 10/13 12/12 W 86-81 A
 + NIT

MISSISSIPPI (3-1)

Home: 3-0 Away: 0-1
 Neutral: 0-0 Under Coach L: 0-1
 Since rebirth in 1985: 1-1
 12/21/49 W 82-67 H
 12/22/49 W 55-43 H
 11/30/10 W 86-73 H
 11/25/11 L 64-61 OT A

MISSISSIPPI COLLEGE (1-0)

Home: 1-0 Away: 0-0
 Neutral: 0-0 Under Coach L: 0-0
 Since rebirth in 1985: 0-0
 1/19/56 W 89-84 H

MISSISSIPPI STATE (3-2)

Home: 0-1 Away: 1-0
 Neutral: 2-1 Under Coach L: 1-0
 Since rebirth in 1985: 3-1
 12/13/57 L 66-64 N
 12/28/90 W 74-67 N
 12/11/06 L 70-52 H
 12/13/07 W 64-58 A
 11/19/15 W 105-79 N

MISSOURI (0-1)

Home: 0-0 Away: 0-0
 Neutral: 0-1 Under Coach L: 0-0
 Since rebirth in 1985: 0-1
 3/14/02 2/121 - L 93-80 N\$
 \$ NCAA Tournament

MISSOURI STATE (2-0)

Home: 1-0 Away: 0-0
 Neutral: 1-0 Under Coach L: 1-0
 Since rebirth in 1985: 2-0
 3/21/11 W 81-72 H+
 11/21/19 W 74-70 N
 + NIT

MONMOUTH (1-1)

Home: 1-1 Away: 0-0
 Neutral: 0-0 Under Coach L: 0-0
 Since rebirth in 1985: 1-1
 2/4/88 L 64-62 OT H
 11/23/99 /24 - W 67-46 H

MOREHEAD STATE (4-3)

Home: 3-2 Away: 1-1
 Neutral: 0-0 Under Coach L: 0-0
 Since rebirth in 1985: 0-0
 1/18/47 W 61-56 A
 2/20/56 L 102-89 H
 2/23/59 W 102-85 H
 2/23/61 W 85-70 H
 12/4/61 L 107-81 A
 2/1/69 W 92-91 OT H
 2/1/71 L 76-75 H

ALL-TIME SERIES RESULTS DATE / UM RANK / OPPONENT RANK / RESULT / LOCATION

MORGAN STATE (2-0)

Home: 2-0 Away: 0-0
 Neutral: 0-0 Under Coach L: 0-0
 Since rebirth in 1985: 2-0
 11/19/05 W 83-51 H
 11/24/07 W 55-51 H

MOUNT ST. MARY'S (1-0)

Home: 0-0 Away: 1-0
 Neutral: 0-0 Under Coach L: 0-0
 Since rebirth in 1985: 0-0
 12/8/66 W 86-83 A

MUFFETS (2-0)

Home: 2-0 Away: 0-0
 Neutral: 0-0 Under Coach L: 0-0
 Since rebirth in 1985: 0-0
 12/14/48 W 69-51 H
 12/6/49 W 78-37 H

MURRAY STATE (2-1)

Home: 1-1 Away: 1-0
 Neutral: 0-0 Under Coach L: 0-0
 Since rebirth in 1985: 0-0
 1/30/53 L 69-65 H
 12/14/59 W 92-80 H
 12/8/61 W 69-67 A

NAVY (1-1)

Home: 1-0 Away: 0-0
 Neutral: 0-1 Under Coach L: 1-0
 Since rebirth in 1985: 1-1
 2/7/87 L 78-62 N
 11/12/18 13/12 W 89-55 H

NAVY REC. BARRACKS (0-1)

Home: 0-1 Away: 0-0
 Neutral: 0-0 Under Coach L: 0-0
 Since rebirth in 1985: 0-0
 1/16/46 L 46-43 H

NEBRASKA (2-4)

Home: 1-1 Away: 1-2
 Neutral: 0-1 Under Coach L: 1-1
 Since rebirth in 1985: 1-3
 12/22/51 W 70-60 H
 12/18/71 L 85-58 A
 12/16/00 L 72-64 N
 12/30/06 L 82-67 H
 12/4/13 L 60-49 A
 12/1/15 21 - W 77-72 OT A

NEVADA (1-1)

Home: 0-0 Away: 1-1
 Neutral: 0-0 Under Coach L: 0-0
 Since rebirth in 1985: 0-0
 12/14/63 W 81-78 OT A
 12/11/66 L 89-79 A

NEW HAMPSHIRE (1-0)

Home: 1-0 Away: 0-0
 Neutral: 0-0 Under Coach L: 0-0
 Since rebirth in 1985: 1-0
 11/23/02 W 93-58 H

NEW MEXICO (0-2)

Home: 0-1 Away: 0-1
 Neutral: 0-0 Under Coach L: 0-0
 Since rebirth in 1985: 0-2
 1/29/87 L 87-78 A
 2/1/89 L 110-93 H

NEW MEXICO STATE (0-1)

Home: 0-0 Away: 0-0
 Neutral: 0-1 Under Coach L: 0-1
 Since rebirth in 1985: 0-1
 12/23/17 6/7 - L 63-54 N

NEW ORLEANS (0-2)

Home: 0-1 Away: 0-1
 Neutral: 0-0 Under Coach L: 0-0
 Since rebirth in 1985: 0-2
 1/7/86 L 64-57 A
 2/15/86 L 85-75 H

NEW YORK UNIVERSITY (1-1)

Home: 1-1 Away: 0-0
 Neutral: 0-0 Under Coach L: 0-0
 Since rebirth in 1985: 0-0
 12/29/54 L 74-67 H
 12/28/67 W 102-91 H

NIAGARA (1-0)

Home: 0-0 Away: 1-0
 Neutral: 0-0 Under Coach L: 0-0
 Since rebirth in 1985: 0-0
 12/10/64 W 74-67 A

NORFOLK STATE (2-0)

Home: 2-0 Away: 0-0
 Neutral: 0-0 Under Coach L: 1-0
 Since rebirth in 1985: 2-0
 1/2/05 W 76-58 H
 2/1/14 W 64-49 H

NORTH CAROLINA (8-26)

Home: 3-10 Away: 4-12
 Neutral: 1-4 Under Coach L: 6-10
 Since rebirth in 1985: 8-24
 1/13/50 L 55-53 H
 1/14/50 L 66-51 H
 12/6/86 - 1 L 122-77 A
 2/5/90 - 25 L 87-74 A
 12/18/99 - 7/9 L 78-68 N
 12/4/00 - 14/12 L 67-45 A
 1/4/03 W 64-61 OT H
 1/7/04 - 12/13 L 89-64 A
 1/22/05 - 6/6 L 87-67 A
 1/14/06 - 20/20 W 81-70 A
 2/12/06 - 23/24 L 80-70 H
 1/31/07 - 3/3 L 105-64 A
 1/23/08 - 5/4 L 98-82 H
 1/17/09 - 5/6 L 82-65 A
 2/15/09 - 3/3 L 69-65 H
 3/2/10 L 69-62 A
 1/26/11 L 74-71 H
 3/11/11 - 6/7 L 61-59 N#
 1/10/12 - 3/3 L 73-56 A
 2/15/12 - 8/7 L 73-64 H
 1/10/13 W 68-59 A
 2/9/13 8/11 - W 87-61 H
 3/17/13 9/10 - W 87-77 N#
 1/8/14 W 63-57 A

2/28/15 - 15/18 L 73-64 H
 2/20/16 11/10 5/4 L 96-71 A
 1/28/17 - 9/6 W 77-62 H
 3/9/17 - 6/6 L 78-53 N#
 2/27/18 - 9/9 W 91-88 A
 3/8/18 24/25 12/11 L 82-65 N#
 1/19/19 - 13/15 L 85-76 H
 2/9/19 - 8/8 L 88-85 OT A
 1/25/20 L 94-71 A
 1/5/21 L 67-65 H

ACC Tournament

NORTH CAROLINA A&T (4-0)

Home: 4-0 Away: 0-0
 Neutral: 0-0 Under Coach L: 0-0
 Since rebirth in 1985: 4-0
 12/22/03 W 81-62 H
 11/22/05 W 87-62 H
 12/23/07 22/22 - W 95-64 H
 12/21/09 W 80-59 H

UNC ASHEVILLE (1-0)

Home: 1-0 Away: 0-0
 Neutral: 0-0 Under Coach L: 0-0
 Since rebirth in 1985: 1-0
 12/1/93 W 82-60 H

NC CENTRAL (4-0)

Home: 4-0 Away: 0-0
 Neutral: 0-0 Under Coach L: 1-0
 Since rebirth in 1985: 4-0
 1/3/09 W 76-42 H
 11/14/09 W 83-53 H
 11/19/10 W 88-65 H
 3/17/15 W 75-71 H+
 + NIT

UNC GREENSBORO (2-0)

Home: 1-0 Away: 1-0
 Neutral: 0-0 Under Coach L: 1-0
 Since rebirth in 1985: 2-0
 2/15/11 W 78-58 A
 1/2/12 W 99-89 H

NC STATE (12-15)

Home: 5-6 Away: 5-8
 Neutral: 2-1 Under Coach L: 8-8
 Since rebirth in 1985: 12-14
 1939-40 L 46-35 A
 1/9/05 - /24 W 67-66 H
 12/18/05 - 21/19 L 81-69 A
 2/8/06 - 16/15 L 86-77 2OT H
 2/10/07 W 80-65 H
 1/19/08 21/24 - L 79-77 OT A
 3/13/08 W 63-50 N#
 1/27/09 L 84-81 OT A
 3/7/09 W 72-64 H
 2/27/10 L 71-66 H
 1/23/11 L 72-70 A
 1/22/12 L 78-73 H
 2/29/12 L 77-73 A
 2/2/13 14/15 19/19 W 79-78 A
 3/16/13 9/10 - W 81-71 N#
 2/8/14 L 65-55 H
 3/1/14 W 80-65 A
 3/13/14 L 67-58 N#
 1/22/15 W 65-60 H



ALL-TIME SERIES RESULTS DATE / UM RANK / OPPONENT RANK / RESULT / LOCATION

1/30/16 15/13 – L 85-69 A
 12/31/16 W 81-63 H
 2/4/17 W 84-79 A
 1/21/18 25/23 – W 86-81 A
 1/3/19 – 18/19 L 87-82 H
 1/15/20 L 80-63 A
 2/5/20 L 83-72 H
 1/9/21 W 64-59 A
 # ACC Tournament

UNC WILMINGTON (1-1)
 Home: 0-1 Away: 0-0
 Neutral: 1-0 Under Coach L: 0-0
 Since rebirth in 1985: 1-1
 12/29/92 L 88-73 H
 11/20/09 W 67-60 N

NORTH FLORIDA (6-0)
 Home: 5-0 Away: 1-0
 Neutral: 0-0 Under Coach L: 4-0
 Since rebirth in 1985: 6-0
 12/20/07 22/22 – W 85-63 H
 12/31/08 W 94-41 H
 11/19/11 W 75-62 H
 11/16/16 W 94-56 A
 11/25/18 11/11 – W 86-65 H
 11/29/20 W 77-59 H

NORTHEASTERN (3-0)
 Home: 3-0 Away: 0-0
 Neutral: 0-0 Under Coach L: 1-0
 Since rebirth in 1985: 3-0
 1/31/91 W 79-63 H
 11/25/00 W 92-86 H
 11/27/15 15/19 – L 78-77 H

NORTHEASTERN ILLINOIS (2-0)
 Home: 2-0 Away: 0-0
 Neutral: 0-0 Under Coach L: 0-0
 Since rebirth in 1985: 2-0
 11/25/94 W 66-48 H
 11/24/95 W 81-58 H

NORTHERN IOWA (1-0)
 Home: 1-0 Away: 0-0
 Neutral: 0-0 Under Coach L: 0-0
 Since rebirth in 1985: 1-0
 11/27/98 W 78-69 H

NORTHWESTERN (0-1)
 Home: 0-0 Away: 0-1
 Neutral: 0-0 Under Coach L: 0-0
 Since rebirth in 1985: 0-1
 11/28/06 L 61-59 A

NOTRE DAME (12-14)
 Home: 6-6 Away: 5-7
 Neutral: 1-1 Under Coach L: 5-6
 Since rebirth in 1985: 12-14
 2/22/86 – 14 L 126-73 H
 3/5/87 – 20 L 65-49 A
 1/27/90 L 107-60 A
 1/12/91 L 60-52 H
 1/23/96 W 72-64 H
 2/28/96 W 71-59 A
 2/25/97 L 69-60 A
 2/14/98 W 66-57 H
 2/22/98 W 65-59 A

1/9/99 L 71-68 H
 1/25/00 W 63-49 A
 2/26/00 W 55-52 H
 3/9/00 23 – W 61-58 N^
 2/23/02 17/13 L 90-77 H
 1/28/04 L 72-62 A
 2/19/14 W 71-64 H
 1/17/15 – 12/12 L 70-75 A
 3/12/15 – 11/9 L 63-70 N#
 2/3/16 17/15 – W 79-70 H
 3/2/16 7 – W 68-50 A
 1/12/17 20/20 L 62-67 H
 2/19/18 W 77-74 A
 2/6/19 W 62-47 H
 2/23/20 L 87-71 A
 1/24/21 L 73-59 H
 2/14/21 L 71-61 A
 ^ BIG EAST Tournament
 # ACC Tournament

NOVA SOUTHEASTERN (1-0)
 Home: 1-0 Away: 0-0
 Neutral: 0-0 Under Coach L: 0-0
 Since rebirth in 1985: 1-0
 11/16/09 W 108-58 H

OHIO STATE (2-2)
 Home: 1-2 Away: 0-0
 Neutral: 1-0 Under Coach L: 0-0
 Since rebirth in 1985: 2-1
 12/21/53 L 106-81 H
 12/27/98 W 72-64 H
 3/19/00 23/25 8/8 W 75-62 N\$
 12/2/08 21/22 – L 73-68 H
 \$ NCAA Tournament

OHIO UNIVERSITY (1-1)
 Home: 1-1 Away: 0-0
 Neutral: 0-0 Under Coach L: 0-0
 Since rebirth in 1985: 0-0
 12/18/65 W 105-100 H
 12/30/69 – 5 L 99-74 H

OKLAHOMA CITY (5-4)
 Home: 5-2 Away: 0-1
 Neutral: 1-0 Under Coach L: 0-0
 Since rebirth in 1985: 0-0
 2/10/58 W 83-66 H
 1/29/60 11 – W 97-84 H
 1/6/62 L 118-113 OTH
 1/30/65 W 115-92 H
 1/10/67 W 111-109 H
 2/26/70 L 91-90 H
 12/19/70 L 94-91 OT N
 1/2/71 W 90-87 H
 1/22/71 L 88-75 A

OKLAHOMA STATE (1-0)
 Home: 1-0 Away: 0-0
 Neutral: 0-0 Under Coach L: 0-0
 Since rebirth in 1985: 1-0
 3/15/06 W 62-59 H+
 + NIT

OLD DOMINION (1-0)
 Home: 0-0 Away: 0-0
 Neutral: 1-0 Under Coach L: 0-0
 Since rebirth in 1985: 1-0
 12/26/88 W 77-76 N

ORAL ROBERTS (2-1)
 Home: 1-0 Away: 0-1
 Neutral: 1-0 Under Coach L: 0-0
 Since rebirth in 1985: 2-1
 11/28/88 W 108-103 H
 2/25/89 L 99-92 A
 12/21/10 W 69-56 N

OREGON STATE (0-1)
 Home: 0-1 Away: 0-0
 Neutral: 0-0 Under Coach L: 0-0
 Since rebirth in 1985: 0-0
 12/1/69 L 86-81 H

PACIFIC (1-0)
 Home: 0-0 Away: 0-0
 Neutral: 1-0 Under Coach L: 1-0
 Since rebirth in 1985: 1-0
 3/22/13 5/4 – W 78-49 N\$
 \$ NCAA Tournament

PENN STATE (0-4)
 Home: 0-2 Away: 0-2
 Neutral: 0-0 Under Coach L: 0-0
 Since rebirth in 1985: 0-4
 11/29/86 L 74-61 H
 11/27/90 L 93-67 A
 1/25/91 L 69-57 H
 3/15/95 L 62-56 A+
 + NIT

PENNSYLVANIA (6-4)
 Home: 5-3 Away: 0-1
 Neutral: 1-0 Under Coach L: 1-1
 Since rebirth in 1985: 3-1
 1/2/48 L 53-46 H
 12/29/49 W 64-62 H
 12/30/49 W 53-51 H
 12/29/51 L 89-64 H
 12/28/53 L 67-54 H
 12/27/66 W 82-78 H
 12/28/88 W 102-69 N
 1/2/08 W 88-62 H
 11/19/16 W 74-62 H
 12/4/18 L 89-75 A

PENSACOLA NAS (2-0)
 Home: 2-0 Away: 0-0
 Neutral: 0-0 Under Coach L: 0-0
 Since rebirth in 1985: 0-0
 2/14/47 W 69-50 H
 2/15/47 W 64-36 H

PEPPERDINE (2-1)
 Home: 1-0 Away: 1-1
 Neutral: 0-0 Under Coach L: 0-0
 Since rebirth in 1985: 2-0
 12/13/69 L 93-90 OT A
 1/3/10 W 86-63 A
 12/30/10 W 94-59 H

ALL-TIME SERIES RESULTS DATE / UM RANK / OPPONENT RANK / RESULT / LOCATION

PI CHI (2-0)

Home: 0-0 Away: 0-0
 Neutral: 2-0 Under Coach L: 0-0
 Since rebirth in 1985: 0-0
 1939-40 W 42-29 N
 1940-41 W 45-27 N

PITTSBURGH (24-20)

Home: 14-8 Away: 8-10
 Neutral: 2-2 Under Coach L: 803
 Since rebirth in 1985: 17-16
 12/26/47 W 43-40 A
 12/21/48 W 58-52 H
 12/22/48 L 80-48 H
 1/18/51 L 81-56 A
 2/9/55 L 78-72 H
 12/12/58 L 69-65 A
 12/28/62 W 86-85 H
 12/5/64 W 85-71 A
 1/6/68 W 100-84 H
 12/27/68 W 72-70 H
 12/5/69 W 85-67 A
 1/29/92 L 82-52 A
 2/4/92 L 77-55 H
 3/12/92 W 83-71 N[^]
 1/6/93 - 24 L 85-78 A
 1/23/93 - 20 L 86-84 H
 1/12/94 L 83-55 A
 2/1/94 L 80-71 H
 2/18/95 L 67-61 A
 2/25/95 W 76-68 OT H
 1/20/96 W 66-57 H
 1/8/97 L 76-72 A
 2/5/97 W 78-63 H
 1/3/98 W 73-65 A
 1/30/99 23/25 - L 60-54 A
 2/23/99 11/13 - W 85-52 H
 2/1/00 W 64-60 H
 2/31/00 W 74-66 A
 1/8/01 L 62-51 A
 3/7/01 L 78-69 N[^]
 1/15/02 24/20 - W 76-69 OT H
 3/8/02 21/21 7/7 L 76-71 N[^]
 1/10/04 - 1/10 L 84-80 2OT H
 2/5/14 - 25/22 L 59-55 OT H
 3/4/15 W 67-63 A
 2/9/16 12/11 - W 65-63 H
 1/14/17 W 72-46 A
 12/30/17 15/16 - W 67-53 A
 1/31/18 W 69-57 H
 3/5/19 W 76-63 H
 1/12/20 W 66-58 H
 2/2/20 L 62-57 A
 12/16/20 L 70-55 H
 3/9/21 W 79-73 N#

[^] B/IG EAST Tournament
 # ACC Tournament

PONCE DE LEON (0-1)

Home: 0-1 Away: 0-0
 Neutral: 0-0 Under Coach L: 0-0
 Since rebirth in 1985: 0-0
 1928-29 L 12-11 H

PRINCETON (3-1)

Home: 2-1 Away: 0-0
 Neutral: 1-0 Under Coach L: 2-0
 Since rebirth in 1985: 2-0
 12/28/48 W 37-35 H
 12/29/48 L 62-55 2OT H
 12/29/15 13/15 - W 76-64 H
 12/21/17 10/13 - W 80-52 N

PROVIDENCE (15-16)

Home: 7-6 Away: 7-8
 Neutral: 1-2 Under Coach L: 0-1
 Since rebirth in 1985: 14-15
 12/8/62 W 82-75 A
 3/19/63 L 106-96 N+
 1/20/87 L 92-88 H
 A 1/27/88 W 83-77 A
 1/24/89 - 20 L 106-91 H
 A 2/21/90 L 101-67 A
 2/12/92 L 73-51 H
 3/7/92 L 62-57 A
 1/19/93 W 75-66 H
 2/16/93 L 75-60 A
 1/8/94 L 81-59 A
 2/26/94 L 88-60 H
 1/18/95 W 81-75 A
 2/11/95 W 69-63 H
 A 2/14/96 L 77-54 A
 3/2/96 W 66-59 H
 1/15/97 W 71-69 H
 2/4/98 W 64-54 H
 2/18/98 L 59-57 A
 2/13/99 16/21 - W 69-65 A
 2/16/00 L 47-45 H
 1/16/01 W 78-64 A
 1/20/01 L 80-70 H
 1/19/02 24/20 - W 102-96 OT H
 2/26/02 22/18 - W 81-65 A
 1/29/03 W 60-57 H
 2/18/03 L 73-63 A
 2/21/04 - 19/17 L 70-57 A
 11/18/07 W 64-58 N
 3/18/09 W 78-66 A+
 12/22/14 L 76-62 N
 + NIT

PURDUE (1-3)

Home: 1-0 Away: 0-1
 Neutral: 0-2 Under Coach L: 1-1
 Since rebirth in 1985: 1-3
 12/30/87 - 11 L 110-82 N
 3/14/99 10/12 - L 73-63 N\$
 11/29/11 L 76-65 A
 12/8/20 W 58-54 H
 \$ NCAA Tournament

PURDUE FORT WAYNE (1-0)

Home: 1-0 Away: 0-0
 Neutral: 0-0 Under Coach L: 0-0
 Since rebirth in 1985: 1-0
 12/30/03 W 75-52 H

QUINNIPIAC (2-0)

Home: 2-0 Away: 0-0
 Neutral: 0-0 Under Coach L: 1-0
 Since rebirth in 1985: 2-0
 12/29/99 W 80-66 H
 11/16/19 W 80-52 H

RADFORD (1-0)

Home: 0-0 Away: 0-0
 Neutral: 1-0 Under Coach L: 0-0
 Since rebirth in 1985: 1-0
 1/10/87 W 66-62 N

REDLAND (1-0)

Home: 1-0 Away: 0-0
 Neutral: 0-0 Under Coach L: 0-0
 Since rebirth in 1985: 0-0
 1928-29 W 42-11 H

RHODE ISLAND (4-1)

Home: 3-0 Away: 1-0
 Neutral: 0-1 Under Coach L: 0-0
 Since rebirth in 1985: 0-1
 1/3/62 W 80-70 H
 12/6/62 W 88-80 A
 1/4/64 W 105-88 H
 1/5/70 W 105-95 H
 11/25/03 L 54-53 N

RICE (1-0)

Home: 0-0 Away: 0-0
 Neutral: 1-0 Under Coach L: 0-0
 Since rebirth in 1985: 1-0
 12/22/10 W 73-67 N

RICHMOND (1-0)

Home: 0-0 Away: 1-0
 Neutral: 0-0 Under Coach L: 1-0
 Since rebirth in 1985: 1-0
 3/24/15 W 63-61 A+
 + NIT

RIDER (1-0)

Home: 1-0 Away: 0-0
 Neutral: 0-0 Under Coach L: 0-0
 Since rebirth in 1985: 1-0
 12/18/85 W 81-58 H

RIO GRANDE (0-1)

Home: 0-1 Away: 0-0
 Neutral: 0-0 Under Coach L: 0-0
 Since rebirth in 1985: 0-0
 12/19/53 L 89-88 H

ROBERT MORRIS (2-0)

Home: 2-0 Away: 0-0
 Neutral: 0-0 Under Coach L: 0-0
 Since rebirth in 1985: 2-0
 11/30/94 W 66-51 H
 12/14/08 /25 - W 70-62 H

ROLLINS (36-13)

Home: 20-4 Away: 16-9
 Neutral: 0-0 Under Coach L: 0-0
 Since rebirth in 1985: 0-0
 1/14/28 W 52-15 H
 1/23/28 L 32-21 A
 1928-29 W 34-15 H
 1928-29 W 34-13 A
 1930-31 L 32-22 H
 1930-31 W 41-39 H
 1930-31 L 39-36 A
 1930-31 L 26-22 A
 1938-39 W 48-29 H
 1938-39 L 49-45 H



ALL-TIME SERIES RESULTS DATE / UM RANK / OPPONENT RANK / RESULT / LOCATION

1938-39	W 52-39	A
1938-39	L 42-28	A
1939-40	L 51-50	H
1939-40	L 38-25	H
1939-40	L 56-49	A
1939-40	W 50-49	A
1940-41	W 55-29	H
1940-41	W 57-41	H
1940-41	W 44-35	A
2/11/50	W 70-54	A
12/7/50	L 59-58	A
1/10/51	W 79-54	H
12/15/51	L 78-63	A
2/15/52	W 98-61	H
2/5/53	W 68-60	A
2/12/53	W 95-69	H
2/4/54	L 85-71	A
1/8/55	W 93-76	H
2/12/55	W 77-69	A
1/21/56	W 86-72	H
2/9/56	W 89-82	A
1/19/57	W 63-51	H
2/7/57	W 93-86	A
1/13/58	W 90-71	H
1/30/58	L 72-68	A
12/3/58	W 104-87	H
2/6/59	W 84-81	A
12/1/59	W 110-86	H
2/2/60	11 - W 90-79	A
12/1/60	W 80-62	A
2/1/61	W 103-75	H
1/31/62	W 89-67	A
2/19/62	W 92-54	H
1/30/63	18 - W 120-72	A
2/12/63	W 144-75	H
12/19/63	W 108-90	H
1/28/64	W 127-85	A
1/23/65	1/19 - W 128-95	A
2/23/65	1/17 W 148-79	H

RUTGERS (10-6)

Home:	6-1	Away:	3-5
Neutral:	1-0	Under Coach L:	2-1
Since rebirth in 1985:	10-6		
1/3/89	W 99-94	OT A	
2/25/96	L 71-55	A	
3/6/96	W 77-67	N ^A	
2/2/97	L 60-59	A	
2/8/97	W 53-50	H	
12/2/97	W 63-55	H	
1/13/99	W 74-62	A	
2/27/99	11/13 - W 68-63	H	
2/5/00	W 58-52	A	
2/17/02	13/11 - L 64-61	A	
1/21/04	W 73-63	H	
2/4/04	L 72-70	OT A	
11/21/10	L 61-45	A	
11/15/11	W 72-57	H	
11/30/16	W 73-61	H	
11/28/18	L 57-54	H	

^A BIG EAST Tournament

SACRED HEART (1-0)

Home:	1-0	Away:	0-0
Neutral:	0-0	Under Coach L:	0-0
Since rebirth in 1985:	1-0		
1/2/06	W 63-57	H	

ST. FRANCIS BROOKLYN (1-1)			
Home:	0-1	Away:	0-0
Neutral:	1-0	Under Coach L:	0-1
Since rebirth in 1985:	0-1		
3/16/63	W 71-70	N+	
11/8/13	L 66-62	OT H	
+ NIT			

ST. FRANCIS (PA) (2-0)

Home:	2-0	Away:	0-0
Neutral:	0-0	Under Coach L:	0-0
Since rebirth in 1985:	2-0		
1/5/87	W 85-82	H	
12/30/01	24/23 -	W 71-48	H

ST. JOHN'S (14-16)

Home:	8-5	Away:	6-11
Neutral:	0-0	Under Coach L:	0-0
Since rebirth in 1985:	13-14		
1/3/63	W 67-59	A	
12/12/64	- 10/13	L 79-77	H
2/25/67	- 17	L 97-70	A
1/4/92	L 83-69	A	
1/14/92	- 17	W 45-42	H
1/16/93	L 78-74	A	
2/20/93	- 25	W 82-77	H
1/22/94	L 75-63	H	
2/8/94	L 78-63	A	
1/11/95	W 82-79	A	
2/13/95	W 71-69	H	
2/20/96	W 96-91	2OT H	
12/3/96	L 61-57	H	
2/22/97	L 77-73	A	
3/5/97	W 76-68	OT A ^A	
1/13/98	L 73-64	A	
1/6/99	- 10/9	W 84-79	H
2/3/99	25 9/10	W 73-70	A
3/5/99	9/10 10/9	L 62-59	A ^A
3/5/00	- 18/21	W 74-70	H
3/10/00	23 19/20	L 58-57	A ^A
1/22/01	L 67-63	OT A	
2/10/01	L 85-79	2OT H	
1/8/02	21/20	L 71-60	A
2/13/02	13/11	W 79-56	H
2/2/03	L 77-74	A	
3/8/03	L 76-73	H	
1/14/04	W 70-64	A	
12/2/07	W 66-47	H	
12/27/08	W 70-56	A	
^A BIG EAST Tournament			

ST. JOSEPH'S (PA) (1-3)

Home:	1-0	Away:	0-2
Neutral:	0-1	Under Coach L:	0-0
Since rebirth in 1985:	1-1		
1/20/51	L 58-47	A	
3/12/64	L 86-76	N+	
1/3/91	L 92-79	A	
2/6/91	W 87-64	H	
+ NIT			

SAINT LOUIS (0-2)

Home:	0-0	Away:	0-0
Neutral:	0-2	Under Coach L:	0-0
Since rebirth in 1985:	0-1		
3/16/61	L 58-56	N+	
12/23/88	L 86-71	N	
+ NIT			

ST. MARY'S (CA) (5-0)

Home:	4-0	Away:	1-0
Neutral:	0-0	Under Coach L:	0-0
Since rebirth in 1985:	1-0		
12/12/63	W 101-86	A	
12/15/64	W 89-77	H	
12/4/67	W 77-70	H	
12/19/69	W 91-84	H	
3/21/08	W 78-64	N ^S	
^S NCAA Tournament			

ST. PETER'S (1-0)

Home:	1-0	Away:	0-0
Neutral:	0-0	Under Coach L:	0-0
Since rebirth in 1985:	0-0		
1/19/63	W 91-75	H	

ST. THOMAS (2-0)

Home:	2-0	Away:	0-0
Neutral:	0-0	Under Coach L:	0-0
Since rebirth in 1985:	1-0		
12/3/69	W 62-60	H	
12/17/87	W 71-47	H	
<i>Formerly Biscayne College</i>			

SAM HOUSTON STATE (1-0)

Home:	1-0	Away:	0-0
Neutral:	0-0	Under Coach L:	0-0
Since rebirth in 1985:	1-0		
12/17/93	W 73-58	H	

SAN DIEGO (1-0)

Home:	0-0	Away:	0-0
Neutral:	1-0	Under Coach L:	0-0
Since rebirth in 1985:	1-0		
11/24/08	22/21 -	W 80-45	N

SAN DIEGO STATE (1-1)

Home:	0-1	Away:	1-0
Neutral:	0-0	Under Coach L:	0-0
Since rebirth in 1985:	1-1		
1/31/87	W 83-82	OT A	
2/6/88	L 56-49	H	

SAN FRANCISCO (2-1)

Home:	1-0	Away:	1-1
Neutral:	0-0	Under Coach L:	0-0
Since rebirth in 1985:	0-0		
12/8/60	W 68-56	A	
12/17/63	W 95-83	H	
12/9/65	- 11	L 105-89	A

SANTA CLARA (0-3)

Home:	0-0	Away:	0-3
Neutral:	0-0	Under Coach L:	0-0
Since rebirth in 1985:	0-0		
12/6/60	L 66-65	A	
12/10/63	L 86-77	A	
12/7/65	L 78-74	A	

ALL-TIME SERIES RESULTS

DATE / UM RANK / OPPONENT RANK / RESULT / LOCATION

SAVANNAH STATE (5-0)

Home: 4-0 Away: 1-0
 Neutral: 0-0 Under Coach L: 2-0
 Since rebirth in 1985: 5-0
 3/2/89 W 107-98 H
 11/30/02 W 91-57 H
 1/3/04 W 105-65 H
 12/19/13 W 68-51 A
 12/8/14 20/21 - W 70-39 H

SEBRING A.C. (1-0)

Home: 0-0 Away: 1-0
 Neutral: 0-0 Under Coach L: 0-0
 Since rebirth in 1985: 0-0
 2/16/28 W 36-23 A

SEBRING FIREMEN (1-0)

Home: 0-0 Away: 1-0
 Neutral: 0-0 Under Coach L: 0-0
 Since rebirth in 1985: 0-0
 1930-31 W 38-35 A

SETON HALL (8-16)

Home: 5-7 Away: 3-6
 Neutral: 0-3 Under Coach L: 0-1
 Since rebirth in 1985: 7-14
 12/29/56 L 92-80 H
 12/29/69 L 93-90 H
 1/4/71 W 89-81 H
 1/7/92 - 18 L 64-52 A
 3/4/92 - 22 L 90-82 OT H
 12/7/92 - 6 L 65-56 A
 2/23/93 - 14 L 85-73 H
 1/26/94 L 77-48 H
 2/19/94 L 85-63 A
 3/10/94 L 69-51 N^
 1/2/95 L 72-54 A
 2/22/95 W 61-57 H
 12/2/95 W 80-70 H
 1/10/96 L 66-63 A
 2/10/97 W 61-51 A
 12/31/97 W 78-65 A
 2/24/98 L 76-71 H
 1/27/99 23/25 - W 77-71 H
 1/11/00 W 71-64 A
 2/1/01 - 22/25 W 72-66 H
 1/18/03 L 76-53 A
 3/12/03 L 67-52 N^
 2/24/04 L 76-66 H
 11/25/18 L 83-81 N

^ BIG EAST Tournament

SHENANDOAH PRESB. (1-0)

Under Coach L: 0-0
 Since rebirth in 1985: 0-0
 1940-41 W 50-36

SOUTH ALABAMA (1-0)

Home: 1-0 Away: 0-0
 Neutral: 0-0 Under Coach L: 1-0
 Since rebirth in 1985: 1-0
 11/28/14 17/20 - W 87-75 H

SOUTH CAROLINA (6-3)

Home: 5-2 Away: 0-1
 Neutral: 1-0 Under Coach L: 0-0
 Since rebirth in 1985: 1-2
 12/17/48 W 59-40 H

12/18/48 W 65-64 H
 12/14/49 W 64-54 H
 12/15/49 W 57-56 H
 2/5/55 L 83-77 H
 12/6/60 15 - W 107-106 OT H
 12/5/87 L 76-63 H
 3/15/05 L 69-67 A+
 11/22/09 W 85-70 N
 + NIT

SOUTH CAROLINA STATE (2-1)

Home: 2-1 Away: 0-0
 Neutral: 0-0 Under Coach L: 1-0
 Since rebirth in 1985: 2-1
 11/23/04 L 60-50 H
 12/12/09 W 91-54 H
 12/6/16 W 82-46 H

SOUTH CAROLINA UPSTATE (1-0)

Home: 1-0 Away: 0-0
 Neutral: 0-0 Under Coach L: 0-0
 Since rebirth in 1985: 1-0
 11/28/09 W 70-41 H

USF (6-2)

Home: 4-0 Away: 2-2
 Neutral: 0-0 Under Coach L: 0-0
 Since rebirth in 1985: 6-2
 1/23/88 W 80-75 H
 3/1/88 W 92-71 A
 2/6/89 W 106-104 2OT H
 2/18/89 W 85-78 A
 1/6/90 L 93-77 A
 2/24/90 W 81-73 H
 12/5/90 L 79-71 A
 2/25/91 W 67-58 H

SOUTHERN CAL (0-2)

Home: 0-0 Away: 0-1
 Neutral: 0-1 Under Coach L: 0-0
 Since rebirth in 1985: 0-2
 12/1/90 L 92-71 A
 12/27/92 L 86-66 N

SOUTHERN ILLINOIS (1-0)

Home: 0-0 Away: 1-0
 Neutral: 0-0 Under Coach L: 0-0
 Since rebirth in 1985: 1-0
 11/14/97 W 73-61 A

SMU (0-2)

Home: 0-1 Away: 0-1
 Neutral: 0-0 Under Coach L: 0-0
 Since rebirth in 1985: 0-2
 12/19/90 L 93-88 2OT A
 12/20/91 L 69-60 H

SOUTHERN MISS (2-1)

Home: 1-0 Away: 0-1
 Neutral: 1-0 Under Coach L: 0-0
 Since rebirth in 1985: 1-0
 12/1/55 L 63-61 A
 2/16/57 W 85-78 H
 11/21/08 17/16 - W 70-60 N
Formerly Mississippi Southern

SOUTHWEST TEXAS STATE (0-1)

Home: 0-1 Away: 0-0
 Neutral: 0-0 Under Coach L: 0-0
 Since rebirth in 1985: 0-0
 12/4/92 L 60-57 H

SPRING HILL COLLEGE (0-2)

Home: 0-1 Away: 0-1
 Neutral: 0-0 Under Coach L: 0-0
 Since rebirth in 1985: 0-0
 12/14/55 L 79-71 A
 2/2/57 L 84-75 H

STANFORD (2-2)

Home: 0-0 Away: 0-1
 Neutral: 2-1 Under Coach L: 1-1
 Since rebirth in 1985: 2-2
 12/30/86 W 71-58 N
 1/16/89 L 93-59 A
 4/2/15 L 66-64 OT N+
 11/24/16 W 67-53 N
 + NIT

STEPHEN F. AUSTIN (1-0)

Home: 1-0 Away: 0-0
 Neutral: 0-0 Under Coach L: 1-0
 Since rebirth in 1985: 1-0
 11/13/18 W 96-58 H

STETSON (50-33)

Home: 31-13 Away: 19-20
 Neutral: 0-0 Under Coach L: 2-0
 Since rebirth in 1985: 10-0
 1/20/28 W 33-25 H
 1/24/28 L 32-26 A
 1928-29 W 35-13 H
 1928-29 L 20-13 A
 1930-31 L 36-16 H
 1930-31 L 37-15 A
 1939-40 L 33-29 H
 1939-40 L 39-27 H
 1939-40 L 48-42 A
 1939-40 L 46-37 A
 1940-41 L 46-29 H
 1940-41 L 51-41 H
 1940-41 L 45-40 A
 1940-41 W 40-35 A
 1941-42 L 47-42 A
 1941-42 L 42-34 A
 1941-42 L 44-37 H
 1941-42 W 46-36 H
 1/24/47 L 53-46 H
 1/25/47 W 74-50 H
 2/21/47 W 54-41 A
 2/22/47 W 44-38 A
 1/16/48 L 49-46 A
 1/17/48 W 59-39 A
 2/14/48 L 41-36 H
 2/5/49 W 53-42 H
 2/11/49 W 81-46 A
 2/12/49 W 70-58 A
 1/7/50 W 65-58 H
 2/8/50 W 88-61 A
 2/9/50 W 82-63 A
 1/24/51 W 82-55 H
 2/14/51 W 78-66 A
 1/14/52 W 88-57 H
 2/9/52 W 80-74 A



ALL-TIME SERIES RESULTS DATE / UM RANK / OPPONENT RANK / RESULT / LOCATION

1/12/53	W 71-70	H	1/8/00	- 7/8	L 67-55	H	12/1/66	W 72-63	A	
2/4/53	L 80-77	A	2/13/01	- 10/7	W 68-57	A	1/16/67	W 97-86	H	
1/18/54	L 85-63	H	1/26/03		L 54-49	H	12/12/67	W 104-103	H	
2/11/54	L 108-56	A	2/14/04	- /25	L 91-74	H	1/10/68	L 78-76	A	
2/14/55	L 89-85	A	1/4/14	- 2/2	L 49-44	A	1/6/69	L 62-61	A	
2/22/55	W 79-77	H	1/25/14	- 2/2	L 64-52	H	2/18/69	W 95-79	H	
1/16/56	W 85-79	H	1/24/15		W 66-62	A	TEACHERS COLL. OF CONN. (1-0)			
2/8/56	L 91-84	A	1/2/16	13/15 -	W 64-51	H	Home: 1-0	Away: 0-0		
1/7/57	W 89-81	H	1/4/17		L 70-55	A	Neutral: 0-0	Under Coach L: 0-0		
2/6/57	L 95-93	A	3/8/17		W 62-57	N#	Since rebirth in 1985: 0-0			
1/8/58	W 103-80	H	2/17/18		L 62-55	H	12/15/50	W 60-48	H	
2/15/58	W 92-85	A	1/24/19		L 73-53	A	TEMPLE (3-2)			
2/5/59	L 110-97	A	3/7/20		W 69-65	OT H	Home: 0-1	Away: 0-1		
2/19/59	W 99-81	H	1/19/21		L 83-57	A	Neutral: 3-0	Under Coach L: 2-0		
2/5/60	W 94-86	A	# ACC Tournament				Since rebirth in 1985: 3-1			
2/11/60	10 -	L 73-72	H	TAMPA (44-10)			12/29/61	L 85-67	H	
2/3/61	L 76-68	A	Home: 24-3	Away: 20-7			12/20/03	W 72-66	N	
2/15/61	W 91-84	H	Neutral: 0-0	Under Coach L: 0-0			12/27/05	L 73-56	A	
2/2/62	W 79-70	A	Since rebirth in 1985: 0-0				3/31/15	W 60-57	N+	
2/13/62	W 86-78	H	1939-40	W 39-31	A		12/17/19	W 78-77	N	
2/1/63	18 -	L 66-64	A	1941-42	W 38-34	H	TENNESSEE (1-3)			
2/26/63	W 75-60	H	1941-42	W 52-38	H		Home: 0-1	Away: 0-1		
1/31/64	W 81-75	A	2/18/46	W 44-23	A		Neutral: 1-1	Under Coach L: 0-0		
2/22/64	W 87-70	H	1/10/47	W 53-27	H		Since rebirth in 1985: 1-2			
2/4/65	W 86-84	A	1/11/47	W 52-34	H		12/17/54	L 89-80	N	
2/16/65	W 95-84	H	1/31/47	W 53-25	A		12/1/91	W 72-60	N	
1/27/66	W 89-78	A	2/1/47	W 82-36	A		12/27/95	L 56-54	H	
2/24/66	W 86-77	H	12/12/47	L 47-35	H		12/22/96	L 78-65	A	
1/26/67	L 56-53	A	12/13/47	W 58-46	H		TENNESSEE-MARTIN (1-0)			
2/14/67	W 95-84	H	2/3/48	W 60-55	A		Home: 1-0	Away: 0-0		
1/26/68	W 72-67	A	2/4/48	W 86-67	A		Neutral: 0-0	Under Coach L: 0-0		
2/20/68	W 88-71	H	A 2/19/49	W 74-57	H		Since rebirth in 1985: 1-0			
1/29/69	W 98-90	A	2/25/49	L 81-58	A		12/29/00	W 70-54	H	
2/4/69	L 87-83	H	1/6/50	W 76-61	H		TENNESSEE TECH (4-0)			
1/24/70	L 116-88	A	2/6/50	L 67-55	A		Home: 3-0	Away: 0-0		
2/21/70	L 95-86	H	1/12/51	L 77-75	OT H		Neutral: 1-0	Under Coach L: 1-0		
1/30/71	L 90-74	A	2/24/51	L 94-74	A		Since rebirth in 1985: 3-0			
2/8/71	L 91-76	H	1/18/52	W 87-61	H		3/7/47	W 55-51	N	
12/2/03	W 91-70	H	2/23/52	W 87-78	A		2/8/89	W 111-101	H	
12/18/04	W 81-50	H	1/16/53	L 72-65	H		12/23/04	W 69-57	H	
12/27/05	W 65-56	H	2/21/53	L 86-84	A		11/11/11	W 69-58	H	
12/16/06	W 89-64	H	2/12/54	W 69-65	A		TEXAS (1-2)			
12/17/07	22/22 -	W 89-53	2/22/54	W 67-59	H		Home: 1-0	Away: 0-1		
11/29/08	22/21 -	W 79-65	1/17/55	W 103-76	H		Neutral: 0-1	Under Coach L: 0-0		
12/16/09	W 69-49	A	2/17/55	W 105-89	A		Since rebirth in 1985: 1-2			
12/12/10	W 68-54	H	12/6/55	W 96-59	H		3/7/47	W 55-51	N	
11/9/12	W 87-79	H	2/11/56	W 94-74	A		2/8/89	W 111-101	H	
12/4/20	W 82-60	H	12/11/56	W 97-84	H		12/23/04	W 69-57	H	
SYRACUSE (9-20)			2/9/57	W 78-77	A		11/11/11	W 69-58	H	
Home: 5-10	Away: 3-10		12/5/57	W 69-67	H		TEXAS A&M (3-0)			
Neutral: 1-0	Under Coach L: 4-6		1/31/58	W 90-84	A		Home: 2-0	Away: 1-0		
Since rebirth in 1985: 9-19			12/5/58	W 113-71	H		Neutral: 0-0	Under Coach L: 0-0		
12/28/63	L 86-85	OT H	2/3/59	W 86-84	A		Since rebirth in 1985: 2-0			
1/11/92	- 20	L 73-57	12/5/59	W 98-65	H		12/19/87	W 85-56	H	
2/29/92	- 22	L 68-63	2/3/60	W 74-73	A		2/22/89	L 123-104	A	
1/9/93	- 21	L 89-81	A 12/3/60	W 93-64	H		3/23/08	- 7/7	L 75-72	N\$
2/6/93		W 81-74	2/18/61	W 108-99	A		\$ NCAA Tournament			
12/22/93	- 21/18	L 81-52	1/30/62	L 113-95	A		TEXAS A&M (3-0)			
3/1/94	- 14	L 71-69	2/17/62	W 96-81	H		Home: 2-0	Away: 1-0		
12/6/94	- 19/19	L 83-65	1/29/63	W 78-76	A		Neutral: 0-0	Under Coach L: 0-0		
1/28/95	- 6/6	L 76-51	2/18/63	W 112-91	H		Since rebirth in 1985: 2-0			
1/3/96	- 11/12	W 75-66	12/3/63	W 101-95	H		12/19/56	W 86-80	H	
2/1/96	- 18/16	L 72-51	1/29/64	W 134-104	A		12/9/01	W 64-55	A	
12/7/96	- 19/17	W 67-63	12/1/64	W 136-119	A		11/26/02	W 78-72	H	
1/18/98	- 15/15	L 85-67	A 2/9/65	W 141-110	H					
2/10/98	- 23/20	L 72-63	12/1/65	W 120-91	H					
2/8/99	16/21	18/17	W 76-63	A 12/9/66	W 83-71	A				

ALL-TIME SERIES RESULTS DATE / UM RANK / OPPONENT RANK / RESULT / LOCATION

TEXAS ARLINGTON (1-0)

Home: 0-0 Away: 0-0
 Neutral: 1-0 Under Coach L: 0-0
 Since rebirth in 1985: 1-0
 11/13/05 W 76-65 N

TEXAS CHRISTIAN (0-1)

Home: 0-0 Away: 0-0
 Neutral: 0-1 Under Coach L: 0-0
 Since rebirth in 1985: 0-0
 12/14/57 L 82-59 N

TEXAS RIO GRANDE VALLEY (1-0)

Home: 1-0 Away: 0-0
 Neutral: 0-0 Under Coach L: 1-0
 Since rebirth in 1985: 1-0
 11/13/15 W 86-59 H

TEXAS SOUTHERN (1-0)

Home: 1-0 Away: 0-0
 Neutral: 0-0 Under Coach L: 1-0
 Since rebirth in 1985: 1-0
 11/14/13 W 84-69 H

TEXAS TECH (1-0)

Home: 1-0 Away: 0-0
 Neutral: 0-0 Under Coach L: 0-0
 Since rebirth in 1985: 0-0
 12/22/52 W 79-64 H

TOLEDO (1-0)

Home: 0-0 Away: 1-0
 Neutral: 0-0 Under Coach L: 0-0
 Since rebirth in 1985: 0-0
 12/6/56 W 68-67 A

TORONTO (1-0)

Home: 1-0 Away: 0-0
 Neutral: 0-0 Under Coach L: 0-0
 Since rebirth in 1985: 0-0
 1/8/59 W 97-75 H

TOWSON (1-0)

Home: 1-0 Away: 0-0
 Neutral: 0-0 Under Coach L: 0-0
 Since rebirth in 1985: 1-0
 1/11/86 W 71-66 H

TULANE (5-4)

Home: 4-2 Away: 0-2
 Neutral: 1-0 Under Coach L: 0-0
 Since rebirth in 1985: 2-0
 1/22/47 L 60-39 H
 12/29/55 W 86-75 H
 12/29/58 W 94-72 H
 2/3/68 L 99-88 A
 1/16/69 L 90-79 H
 1/29/70 L 105-90 A
 1/16/71 W 74-71 H
 3/3/90 W 93-60 H
 11/19/09 W 74-54 N

TULSA (1-1)

Home: 1-0 Away: 0-0
 Neutral: 0-1 Under Coach L: 0-0
 Since rebirth in 1985: 0-1
 2/22/62 W 83-66 H
 3/24/00 23/25 18/19 L 80-71 N\$
 \$ NCAA Tournament

TURNER'S SPORTS SHOP (2-2)

Home: 2-2 Away: 0-0
 Neutral: 0-0 Under Coach L: 0-0
 Since rebirth in 1985: 0-0

1928-29 W 43-23 H
 1928-29 W 36-17 H
 1928-29 L 36-27 H
 1930-31 L 33-24 H

UCLA (0-4)

Home: 0-1 Away: 0-2
 Neutral: 0-1 Under Coach L: 0-0
 Since rebirth in 1985: 0-3
 12/12/69 - 2 L 127-69 A
 12/21/85 L 109-64 A
 12/1/88 L 91-66 H
 3/13/98 - 19/20 L 65-62 N \$
 \$ NCAA Tournament

UNLV (0-2)

Home: 0-1 Away: 0-1
 Neutral: 0-0 Under Coach L: 0-0
 Since rebirth in 1985: 0-2
 12/28/94 L 56-55 H
 11/29/96 L 55-43 A

UTAH (2-0)

Home: 1-0 Away: 0-0
 Neutral: 1-0 Under Coach L: 1-0
 Since rebirth in 1985: 1-0
 1/3/66 W 88-87 H
 11/20/15 - 16 W 90-66 N

VALPARAISO (1-1)

Home: 1-1 Away: 0-0
 Neutral: 0-0 Under Coach L: 1-0
 Since rebirth in 1985: 1-0
 12/28/56 L 81-76 H
 3/14/12 W 66-50 H+
 + NIT

VILLANOVA (10-14)

Home: 5-6 Away: 5-7
 Neutral: 0-1 Under Coach L: 0-1
 Since rebirth in 1985: 10-14
 2/18/92 L 74-50 A
 2/25/92 L 61-50 H
 1/30/93 L 82-69 A
 3/6/93 W 77-76 H
 2/12/94 L 77-58 H
 3/5/94 L 83-63 A
 1/25/95 - 22/25 L 92-62 H
 2/7/95 - 16/18 L 73-63 A
 12/5/95 - 2/2 L 70-68 H
 1/27/96 - 7/7 L 90-62 A
 1/11/97 - 8/7 W 61-59 A
 1/22/98 W 78-63 H
 1/31/98 L 78-75 A
 2/16/99 16/21 - W 103-82 H
 1/11/00 W 67-66 A

2/17/01 W 80-62 A
 3/3/01 W 65-53 H
 1/24/02 22/19 - W 76-58 H
 2/5/02 12/11 - W 65-56 A
 2/8/03 L 72-67 OT H
 2/25/03 L 75-56 A
 1/25/04 L 76-69 H
 3/2/04 W 59-56 A
 3/24/16 10/11 6/6 L 92-69 N\$
 \$ NCAA Tournament

VIRGINIA (12-13)

Home: 7-3 Away: 4-8
 Neutral: 1-2 Under Coach L: 3-9
 Since rebirth in 1985: 10-13
 2/10/66 W 80-75 H
 12/10/66 W 80-78 A
 1/12/05 W 91-80 A
 3/10/05 L 66-65 N #
 1/24/06 L 71-51 A
 2/3/07 L 81-70 A
 2/21/07 - 24/19 W 68-60 H
 3/1/08 W 95-93 H
 2/26/09 W 62-55 A
 1/16/10 23 - L 75-57 A
 2/23/10 W 74-62 H
 2/5/11 W 70-68 OT H
 3/10/11 W 69-62 OT N#
 1/7/12 - 21/23 L 52-51 A
 2/19/13 2/2 - W 54-50 H
 2/26/14 - 12/11 L 65-40 A
 1/3/15 - 3/3 L 89-80 2OT H
 1/12/16 8/9 13/11 L 66-58 A
 2/22/16 12/11 3 W 64-61 H
 3/11/16 11 4 L 73-68 N#
 2/20/17 - 18/19 W 54-48 OT A
 2/13/18 - 1/3 L 59-50 H
 2/2/19 - 3/3 L 56-46 A
 3/4/20 - 22/22 L 46-44 H
 3/1/21 - 21/20 L 62-51 A
 # ACC Tournament

VCU (3-1)

Home: 1-1 Away: 1-0
 Neutral: 1-0 Under Coach L: 0-0
 Since rebirth in 1985: 3-1
 2/22/88 W 96-93 A
 1/9/89 L 87-77 H
 2/9/91 W 73-58 H
 11/16/07 W 69-63 N

VIRGINIA TECH (24-19)

Home: 12-6 Away: 8-10
 Neutral: 4-3 Under Coach L: 14-9
 Since rebirth in 1985: 24-19
 1/10/01 L 85-74 A
 2/6/01 W 86-61 H
 1/12/02 21/20 - W 77-68 A
 3/2/02 22/18 - W 83-77 H
 2/11/03 W 85-65 H
 3/5/03 W 79-71 A
 1/17/04 W 65-59 A
 2/2/05 L 73-63 H
 2/19/05 L 71-58 A
 2/22/06 W 70-59 H
 1/23/07 - 24/23 L 92-85 H
 2/24/07 L 73-57 A
 2/9/08 W 74-71 A



ALL-TIME SERIES RESULTS DATE / UM RANK / OPPONENT RANK / RESULT / LOCATION

3/14/08		L	63-49	N#			
1/25/09		L	88-83	OT	H		
3/12/09		L	65-47	N#			
1/13/10	23	-	L	81-66	A		
1/31/10		W	82-75	H			
3/12/10		W	70-65	N#			
1/30/11		L	72-68	A			
2/9/12		W	65-49	H			
1/30/13	14/15	-	W	73-64	A		
2/27/13	5/7	-	W	76-58	H		
12/8/13		L	61-60	OT	H		
2/15/14		L	52-45	A			
3/12/14		W	57-53	N#			
2/18/15		W	76-52	H			
3/7/15		W	82-61	A			
3/11/15		W	59-49	N#			
2/17/16	11/10	-	W	65-49	H		
3/5/16	7	-	L	77-62	A		
3/10/16	11	-	W	88-82	N#		
2/8/17		-	W	74-68	H		
2/27/17	25/25	-	L	66-61	A		
2/3/18		W	84-75	A			
3/3/18		W	69-68	H			
1/30/19		-	12/11	L	82-70	H	
3/8/19		-	15/16	L	84-70	A	
3/13/19		-	16/15	L	71-56	N#	
1/28/20		W	71-61	H			
2/19/20		W	102-95	3OT	A		
12/29/20		-	24/RV	L	80-78	A	
2/6/21		-	16/16	L	80-76	OT	H

ACC Tournament

VOLKS A.C. (0-1)

Home:	1-0	Away:	0-0
Neutral:	0-0	Under Coach L:	0-0
Since rebirth in 1985:	0-0		
2/10/28	L	42-26	H

WAGNER (0-1)

Home:	0-1	Away:	0-0
Neutral:	0-0	Under Coach L:	0-0
Since rebirth in 1985:	0-1		
12/29/93	L	57-55	H

WAKE FOREST (12-13)

Home:	9-2	Away:	1-11		
Neutral:	2-0	Under Coach L:	7-5		
Since rebirth in 1985:	12-12				
2/5/40	L	46-17	A		
1/28/91	L	72-66	A		
1/29/05	-	5/5	L	94-82	A
2/15/05	-	5/5	L	68-63	H
1/31/06	W	78-69	H		
1/6/07	L	59-58	H		
2/17/07	L	74-69	A		
1/29/08	L	70-68	A		
2/4/09	-	7/6	W	79-52	H
1/9/10	W	67-66	H		
2/2/10	L	62-53	A		
3/11/10	W	83-62	N#		
2/9/11	W	74-73	A		
12/18/12	W	74-56	H		
2/23/13	2/2	-	L	80-65	A
3/8/14	W	69-56	H		
2/11/15	L	72-70	A		
1/23/16	15/14	-	W	77-63	H
1/18/17		L	96-79	A	
2/7/18	25/25	-	W	87-81	H

1/12/19	W	76-65	H
2/26/19	L	76-75	A
3/12/19	W	79-71	N#
2/15/20	W	71-54	H
1/30/21	L	66-54	A

ACC Tournament

WASHINGTON (0-3)

Home:	0-0	Away:	0-3
Neutral:	0-0	Under Coach L:	0-0
Since rebirth in 1985:	0-1		
12/1/67	L	96-54	A
12/2/67	L	81-80	A
1/15/90	L	83-67	A

WASHINGTON & LEE (1-0)

Home:	0-0	Away:	0-0
Neutral:	1-0	Under Coach L:	0-0
Since rebirth in 1985:	0-0		
12/18/54	W	80-75	N

WEST VIRGINIA (7-8)

Home:	5-3	Away:	2-5		
Neutral:	0-0	Under Coach L:	0-1		
Since rebirth in 1985:	7-7				
12/30/55	L	83-78	H		
1/5/91	L	71-67	A		
2/6/96	W	68-65	H		
2/17/96	L	72-69	A		
3/1/97	L	82-54	H		
1/10/98	-	25/21	L	98-84	A
2/28/98	-	19/19	W	70-66	H
1/16/99	W	64-55	A		
1/5/00	W	66-58	H		
2/22/00	W	68-50	A		
2/28/01	W	73-66	H		
1/7/03	L	68-63	A		
3/6/04	L	58-53	H		
12/4/10	W	79-76	H		
12/10/11	L	77-66	A		

WESTERN CAROLINA (1-0)

Home:	1-0	Away:	0-0
Neutral:	0-0	Under Coach L:	1-0
Since rebirth in 1985:	1-0		
11/11/16	W	92-43	H

WESTERN KENTUCKY (1-13)

Home:	1-8	Away:	0-4		
Neutral:	0-1	Under Coach L:	0-0		
Since rebirth in 1985:	0-0				
3/8/47	L	55-46	A		
1/21/49	L	78-45	H		
1/22/49	L	63-47	H		
1/27/50	L	65-61	H		
1/28/50	L	78-61	H		
2/15/50	L	79-57	A		
2/16/50	L	83-47	A		
1/16/51	L	89-47	A		
1/26/51	L	68-64	H		
1/25/52	L	102-74	H		
1/22/53	L	98-56	H		
1/31/59	W	109-95	H		
3/8/60	8	-	L	107-84	N+
12/28/66	-	17	L	94-89	H

+ NIT

WICHITA STATE (2-0)

Home:	0-0	Away:	0-0		
Neutral:	2-0	Under Coach L:	1-0		
Since rebirth in 1985:	2-0				
12/30/88	W	81-59	N		
3/19/16	10/11	-	W	65-57	N\$

\$ NCAA Tournament

WILLIAM & MARY (1-0)

Home:	1-0	Away:	0-0
Neutral:	0-0	Under Coach L:	0-0
Since rebirth in 1985:	0-0		
2/2/66	W	88-66	H

WINTHROP (2-2)

Home:	2-1	Away:	0-0		
Neutral:	0-1	Under Coach L:	0-0		
Since rebirth in 1985:	2-2				
12/14/86	L	63-55	H		
1/9/88	W	62-60	H		
12/16/96	W	81-56	H		
12/29/07	19/19	-	L	76-70	N

WISCONSIN (0-2)

Home:	0-1	Away:	0-1
Neutral:	0-0	Under Coach L:	0-0
Since rebirth in 1985:	0-2		
12/7/85	L	88-66	A
12/8/86	L	65-54	H

WISCONSIN GREEN BAY (2-2)

Home:	0-2	Away:	1-0		
Neutral:	1-0	Under Coach L:	0-1		
Since rebirth in 1985:	2-2				
12/9/85	W	67-63	A		
1/3/87	L	62-45	H		
11/15/05	W	80-54	N		
12/6/14	15/15	-	L	68-55	H

WOFFORD (3-0)

Home:	2-0	Away:	0-0
Neutral:	1-0	Under Coach L:	1-0
Since rebirth in 1985:	3-0		
11/20/04	W	67-64	H
12/10/05	W	71-40	H
12/3/16	W	74-57	N

XAVIER (2-1)

Home:	2-0	Away:	0-0	
Neutral:	0-1	Under Coach L:	0-0	
Since rebirth in 1985:	0-1			
2/2/56	W	77-75	H	
12/29/59	W	87-69	H	
11/27/04	L	83-70	OT	N

YALE (4-3)

Home:	2-2	Away:	0-0	
Neutral:	2-1	Under Coach L:	0-1	
Since rebirth in 1985:	1-1			
12/29/50	L	78-62	H	
12/27/51	L	70-68	H	
12/27/55	W	92-90	H	
12/28/64	W	86-71	H	
12/20/68	W	77-71	N	
12/29/86	W	78-75	OT	N
12/1/18	L	77-73	N	

ALL-TIME SERIES RESULTS

DATE / UM RANK / OPPONENT RANK / RESULT / LOCATION

YMHA (2-0)

Home: 2-0 Away: 0-0
 Neutral: 0-0 Under Coach L: 0-0
 Since rebirth in 1985: 0-0
 1940-41 W 48-39 H
 12/15/48 W 61-46 H

7TH NAVAL DISTRICT (0-1)

Home: 0-1 Away: 0-0
 Neutral: 0-0 Under Coach L: 0-0
 Since rebirth in 1985: 0-0
 1/17/46 L 53-19 H

\$ NCAA Tournament

+ NIT

ACC Tournament

^ BIG EAST Tournament

The 1926-27 season, the first in program history, is excluded from all series records/results because Miami only played freshman teams.





YEAR-BY-YEAR RESULTS

[] MIAMI RANK #OPPONENT RANK

1926-27

Record: 7-1 (all against freshman teams)

Art Webb, Head Coach

1/8	Rollins	W	45-20
	YMCA	W	55-11
	St. Petersburg	W	45-23
	Havana	L	23-28
	Oglethorpe	W	49-26
	Stetson	W	38-18
	Florida Southern	W	54-24
	Florida	W	39-20
Season Totals:			348-170

1927-28

Record: 8-4

Art Webb, Head Coach

1/14	Rollins	W	52-15
1/20	Stetson	W	33-25
1/23	at Rollins	L	21-32
1/24	at Stetson	L	26-32
1/25	at Florida Southern	L	26-40
2/3	Havana	W	38-14
2/10	Volks AC	L	26-42
2/15	at Florida	W	40-39
2/16	at Sebring AC	W	36-23
2/18	Florida Southern	W	38-18
2/21	Mia Beach Canoe Club	W	52-21
2/23	Mia Beach Canoe Club	W	18-9
Season Totals:			406-310

1928-29

Record: 13-6

Tom McCann, Head Coach

	Rollins	W	34-15
	Havana	L	22-26
	Ponce de Leon	L	11-12
	Miami Beach	W	66-18
	Stetson	W	35-13
	Agoga	W	49-19
	at Rollins	W	34-13
	at Florida Southern	L	15-39
	at Stetson	L	13-20
	Church League All-Stars	W	68-23
	Turner's Sports Shop	W	43-17
	Turner's Sports Shop	W	36-17
	Florida Southern	W	36-29
	Junior C. of C.	W	25-24
	Agoga	W	63-33

	Junior C. of C.	L	23-28
	Redland	W	42-11
	City Hall	W	28-20
	Turner's Sports Shop	L	27-36
Season Totals:			670-419

No team in 1929-30

1930-31

Record: 3-7

Art Webb, Head Coach

	Turner's Sports Shop	L	24-33
	Rollins	L	22-32
	Rollins	W	41-39
	Florida Southern	W	27-24
	Stetson	L	16-36
	at Sebring Fireman	W	38-35
	at Stetson	L	15-37
	at Florida Southern	L	21-40
	at Rollins	L	26-29
	at Rollins	L	22-26
Season Totals:			252-331

1931-32

Record: 17-1

Tom McCann, Head Coach

Won South Florida AAU title

No team from 1932-33 to 1937-38

1938-39

Record: 4-6

Hart Morris, Head Coach

	Havana	W	38-34
	Havana	W	46-40
	Rollins	W	48-29
	Rollins	L	45-49
	at Rollins	W	52-39
	at Rollins	L	28-42
	at Mercer	L	37-56
	at Georgia	L	19-41
	Jewish Progressive AA, Atlanta	L	24-39
	Albany Ga. Blues	L	35-53
Season Totals:			372-422

YEAR-BY-YEAR RESULTS

[] MIAMI RANK

#OPPONENT RANK

1939-40

Record: 8-12

Hart Morris, Head Coach

Stetson	L	29-33
Stetson	L	27-39
Rollins	L	50-51
Rollins	L	25-38
at NC State	L	35-46
2/5 at Wake Forest	L	17-46
at Elon	L	30-58
2/8 at Florida	L	23-36
2/9 at Florida	L	26-53
at Tampa	W	39-31
at Florida Southern	W	43-42
at Rollins	L	49-56
at Rollins	W	50-49
at Stetson	L	43-48
at Stetson	L	37-46
at Florida Southern	W	37-30
Eastern Air Lines	W	30-25
Boynton %	W	41-29
Pi Chi %	W	42-29
Freshmen %	W	43-39

Season Totals: 716-824

% Gold Ball Tournament

1940-41

Record: 10-6

Hart Morris, Head Coach

Stetson	L	29-46
Stetson	L	41-51
YMHA	W	48-39
Rollins	W	55-29
Rollins	W	57-41
at Florida Southern	W	57-43
at Rollins	W	44-35
at Stetson	L	40-45
at Stetson	W	40-35
Florida Southern	W	41-33
Florida Southern	L	38-50
2/21 Florida	L	35-48
2/22 Florida	L	50-62
Pi Chi %	W	45-27
Shenandoah Presbyterian %	W	50-36
Freshmen %	W	37-34

Season Totals: 707-654

% Gold Ball Tournament

1941-42

Record: 9-7

Hart Morris, Head Coach

Marshall	L	33-37
Jacksonville Navy	W	44-18
Florida Southern	W	41-21
Florida Southern	W	40-25
Alumni	W	52-32
2/5 at Florida	L	31-47
2/6 at Florida	L	34-37
at Florida Southern	W	41-34
at Florida Southern	W	38-32
at Stetson	L	42-47
at Stetson	L	34-42
Tampa	W	38-34
Tampa	W	52-38
at Jacksonville Navy	L	25-46
Stetson	L	37-44
Stetson	W	46-36

Season Totals: 628-570

No team from 1942-43 to 1944-45

1945-46

Record: 8-5

W.H. Steers, Head Coach

1/11 Coast Guard	W	46-45
1/16 Navy Rec. Barracks	L	43-46
1/17 7th Navy District	L	19-53
1/25 Boca Raton AAF	L	40-55
1/26 Coast Guard	W	54-45
2/4 Ft. Lauderdale NAS	L	31-32
2/5 Boca Raton AAF	L	41-48
2/9 Caribbean A.S.	W	46-41
2/11 Florida Southern	W	45-40
2/12 Florida Southern	W	53-47
2/18 at Tampa	W	44-23
2/19 at McDill Field	W	54-50
2/20 at Florida Southern	W	46-43

Season Totals: 560-568

1946-47

Record: 20-7

Hart Morris, Head Coach

12/13 Florida Southern	W	38-25
12/14 Florida Southern	L	25-41
12/20 Florida	W	36-33
12/21 Florida	W	39-35
1/3 at Florida	L	28-42
1/4 at Florida	L	28-61
1/10 Tampa	W	53-27



YEAR-BY-YEAR RESULTS

[] MIAMI RANK

#OPPONENT RANK

1/11	Tampa	W	52-34
1/17	at Miami (Ohio)	L	44-60
1/18	at Morehead State	W	61-56
1/22	Tulane	L	39-60
1/24	Stetson	L	46-53
1/25	Stetson	W	74-50
1/29	at Boca Raton AAF	W	61-43
1/31	at Tampa	W	53-25
2/1	at Tampa	W	82-36
2/6	Cincinnati	W	57-54
2/7	at Florida Southern	W	55-43
2/8	at Florida Southern >	W	61-43
2/14	Pensacola NAS	W	69-50
2/15	Pensacola NAS	W	64-36
2/21	at Stetson	W	54-41
2/22	at Stetson	W	44-38
2/28	Banana River AF	W	68-48
3/6	City Coll. of Charleston	W	56-52
3/7	Tennessee Tech	W	55-51
3/8	Western Kentucky	L	46-55
Season Totals:			1400-1192
> 100th program victory			

1947-48

Record: 11-7

Hart Morris, Head Coach

12/12	Tampa	L	35-47
12/13	Tampa	W	58-46
12/19	Florida	W	67-50
12/20	Florida	L	55-58
12/26	Pittsburgh	W	43-40
1/2	Pennsylvania	L	46-53
1/16	at Stetson	L	46-49
1/17	at Stetson	W	59-39
1/31	at McDill Field	W	67-38
2/3	at Tampa	W	60-55
2/4	at Tampa	W	86-67
2/6	at Florida Southern	L	50-59
2/7	at Florida Southern	W	52-43
2/14	Stetson	L	36-41
2/20	at Florida	L	50-72
2/21	at Florida	W	52-49
2/27	Florida Southern	W	76-44
2/28	Florida Southern	W	59-42
Season Totals:			997-902

1948-49

Record: 19-8

Hart Morris, Head Coach

??	Checker Cab	W	73-33
12/14	Muffets	W	69-51
12/15	YMHA	W	61-46
12/17	South Carolina	W	59-40
12/18	South Carolina	W	65-64
12/21	Pittsburgh	W	58-52
12/22	Pittsburgh	L	48-80
12/28	Princeton	W	37-35
12/29	Princeton	L 2OT	55-62
1/7	Havana	W	73-57
1/8	Havana	W	66-53
1/14	Florida	W	75-65
1/15	Florida	W	44-42
1/21	Western Kentucky	L	45-78
1/22	Western Kentucky	L	47-63
1/28	Maryland	L	42-43
1/29	Maryland	W	58-48
2/5	Stetson	W	53-42
2/8	at Florida Southern	W	68-47
2/9	at Florida Southern	W	68-57
2/11	at Stetson	W	81-46
2/12	at Stetson	W	70-58
2/19	Tampa	W	74-57
2/22	at Florida	L	56-90
2/23	at Florida	W	60-50
2/25	at Tampa	L	58-81
3/7	vs. Eastern Illinois \$	L	73-89
Season Totals:			1633-1515
\$ NAIB Tournament (Kansas City, Mo.)			

1949-50

Record: 14-9

Hart Morris, Head Coach

12/7	Muffets	W	78-37
12/10	Florida	L	53-60
12/14	South Carolina	W	64-54
12/15	South Carolina	W	57-56
12/21	Mississippi	W	82-67
12/22	Mississippi	W	55-43
12/29	Pennsylvania	W	64-62
12/30	Pennsylvania	W	53-51
1/6	Tampa	W	76-61
1/7	Stetson	W	65-58
1/13	North Carolina	L	53-55
1/14	North Carolina	L	51-66
1/20	Florida Southern	W	69-59
1/21	Florida Southern	W	59-49
1/27	Western Kentucky	L	61-65

YEAR-BY-YEAR RESULTS

[] MIAMI RANK #OPPONENT RANK

1/28	Western Kentucky	L	61-78
2/6	at Tampa	L	55-67
2/8	at Stetson	W	88-61
2/9	at Stetson >	W	82-63
2/11	Rollins	W	70-54
2/15	at Western Kentucky	L	57-79
2/16	at Western Kentucky	L	47-83
2/18	at Florida	L	46-66
Season Totals:			1446-1393
> 150th program victory			

1950-51

Record: 10-12

Hart Morris, Head Coach

12/7	at Rollins	L	58-59
12/9	at Florida Southern	W	64-61
12/11	LSU	W	68-62
12/15	Teachers Coll. of CT	W	60-48
12/19	Florida State	W	80-61
12/27	Dartmouth	W	61-52
12/29	Yale University	L	62-78
1/5	Louisville	L	60-73
1/10	Rollins	W	79-54
1/12	Tampa	L OT	75-77
1/16	at Western Kentucky	L	47-89
1/18	at Pittsburgh	L	56-81
1/20	at St. Joseph's (Pa.)	L	47-58
1/24	Stetson	W	82-55
1/26	Western Kentucky	L	64-68
2/2	Florida	L	71-78
2/5	La Salle	L	84-95
2/6	La Salle	W OT	77-75
2/9	Florida Southern	W	79-65
2/13	at Florida	L	61-71
2/14	at Stetson	W	78-66
2/24	at Tampa	L	74-94
Season Totals:			1487-1520

1951-52

Record: 14-8

Hart Morris, Head Coach

	Boca Chica	W	90-53
	Key West Navy	W	85-55
12/12	Culver-Stockton	W	68-54
12/15	at Rollins	L	63-78
12/17	at Florida	L	65-69
12/22	Nebraska	W	70-60
12/27	Yale	L	68-70
12/29	Pennsylvania	L	64-89
1/4	Furman	L	53-55
1/9	Florida Southern	W	106-43

1/11	Florida State	W	93-56
1/14	Stetson	W	88-57
1/18	Tampa	W	87-61
1/25	Western Kentucky	L	74-102
2/1	Bowling Green	L	67-78
2/7	at Florida Southern	W	58-41
2/9	at Stetson	W	80-74
2/11	at Florida State	W	76-63
2/15	Rollins	W	98-61
2/18	Florida	W	76-68
2/23	at Tampa	W	87-78
2/28	vs. Florida State \$	L	70-73
Season Totals:			1633-1515
\$ NAIB District Tournament (DeLand, Fla.)			

1952-53

Record: 8-12

Dave Wike, Head Coach

12/1	Florida Southern	W	83-60
12/3	Miami Beach All-Stars	W	70-45
12/10	at Loyola (N.O.)	L	54-71
12/11	at LSU	L	58-86
12/16	Florida	W	75-73
12/18	Columbia	L	59-65
12/22	Texas Tech	W	79-64
12/29	Louisville	L	74-84
1/3	Georgia Tech	W	82-60
1/9	Florida State	W	93-65
1/12	Stetson	W	71-70
1/16	Tampa	L	65-72
1/22	Western Kentucky	L	56-98
1/30	Murray State	L	65-69
2/2	at Florida	L	56-78
2/4	at Stetson	L	77-80
2/5	at Rollins	W	68-60
2/12	Rollins	W	95-69
2/21	at Tampa	L	84-86
2/23	at Florida State	L	75-81
2/24	at Eglin Field	L	64-66
Season Totals:			1433-1457

1953-54

Record: 5-10

Dave Wike, Head Coach

12/12	Florida	W	85-75
12/19	Rio Grande	L	88-98
12/21	Ohio State	L	81-106
12/28	Pennsylvania	L	54-67
1/4	Brandeis	L	48-68
1/9	Florida State	W	78-61
1/15	at Florida	L	52-75



YEAR-BY-YEAR RESULTS

[] MIAMI RANK #OPPONENT RANK

1/18	Stetson	L	63-85
2/1	Maryland	L	57-63
2/4	at Rollins	L	71-85
2/5	at Florida State	L	69-76
2/11	at Stetson	L	56-108
2/12	at Tampa	W	69-65
2/13	at Fla. Southern	W 2OT	77-70
2/22	Tampa	W	67-59
Season Totals:			1015-1161

1954-55

Record: 9-11

Bruce Hale, Head Coach

12/13	Florida Southern	W	58-44
12/16	Florida	L	61-70
12/17	vs. Tennessee %	L	80-89
12/18	vs. Washington & Lee %	W	80-75
12/20	at Florida State	L	66-71
12/29	New York University	L	67-74
1/3	Furman	L	74-91
1/8	Rollins	W	93-76
1/10	Miami (Ohio)	L	73-75
1/13	at Florida	L	68-80
1/17	Tampa	W	103-76
1/24	Georgetown	W	84-81
2/5	South Carolina	L	77-83
2/9	Pittsburgh	L	72-78
2/12	at Rollins	W	77-69
2/14	at Stetson	L	85-89
2/16	at Florida Southern	W	73-71
2/17	at Tampa	W	105-89
2/22	Stetson	W	79-77
2/25	Florida State	L	80-86
Season Totals:			1642-1619

1955-56

Record: 14-12

Bruce Hale, Head Coach

12/3	Florida Southern	W	92-80
12/6	Tampa >	W	96-59
12/10	at Southern Miss	L	61-63
12/12	at Loyola (N.O.)	W	83-82
12/14	at Spring Hill College	L	71-79
12/19	Florida	L	69-74
12/22	Bradley	W	80-73
12/27	Yale	W	92-90
12/29	vs. Tulane +	W	86-75
12/30	vs. West Virginia +	L	78-83
1/4	vs. Memphis State %	L	71-79
1/5	vs. Clemson^	L	96-98

1/7	at Florida State	L	76-78
1/9	Mississippi College	W	89-84
1/13	at Florida	L	85-87
1/16	Stetson	W	85-79
1/21	Rollins	W	86-72
1/25	Houston	L	77-95
1/31	Kentucky Wesleyan	L	82-86
2/2	Xavier	W	77-75
2/8	at Stetson	L	84-91
2/9	at Rollins	W	89-82
2/10	at Florida Southern	W	91-90
2/11	at Tampa	W	94-74
2/20	Morehead State	L	89-102
2/25	Florida State	W	91-85
Season Totals:			2170-2115

+ Orange Bowl Classic (Miami, Fla.)
 % Senior Bowl Classic (Mobile, Ala.)
 > 200th program victory

1956-57

Record: 13-13

Bruce Hale, Head Coach

12/1	Florida Southern	W	84-69
12/3	Kentucky	L	75-114
12/5	at Dayton	L	48-87
12/6	at Toledo	W	68-67
12/8	at Akron	L	80-106
12/11	Tampa	W	97-84
12/15	Florida	L	65-89
12/19	Texas A&M	W	86-80
12/22	Houston	W	67-63
12/27	vs. Connecticut +	L	70-74
12/28	vs. Valparaiso +	L	76-81
12/29	vs. Seton Hall +	L	80-92
1/3	Colorado	L	66-73
1/7	Stetson	W	89-81
1/10	at Florida	L	63-98
1/12	at Florida State	W	85-77
1/19	Rollins	W	63-51
1/24	Kentucky Wesleyan	W	100-95
1/31	Louisville	L	60-89
2/2	Spring Hill	L	75-84
2/6	at Stetson	L	93-95
2/7	at Rollins	W	93-86
2/8	at Florida Southern	L	85-95
2/9	at Tampa	W	78-77
2/26	Southern Miss	W	85-78
2/23	Florida State	W	98-82
Season Totals:			2029-2167

+ Orange Bowl Classic

YEAR-BY-YEAR RESULTS

[] MIAMI RANK

#OPPONENT RANK

1957-58

Record: 14-8

Bruce Hale, Head Coach

12/2	Jacksonville	W	89-87
12/5	Tampa	W	69-67
12/10	Loyola (N.O.)	L	62-76
12/11	at LSU	W	73-65
12/13	vs. Mississippi State %	L	64-66
12/14	vs. Texas Christian %	L	59-82
12/16	at Kentucky Wesleyan	W	96-78
12/21	Florida	L	64-73
1/8	Stetson	W	103-80
1/13	Rollins	W	90-71
1/16	at Florida	L	70-75
1/17	Jacksonville	L	72-86
1/18	at Florida State	L	70-71
1/25	Loyola (N.O.)	W	89-82
1/30	at Rollins	L	68-72
1/31	at Tampa	W	90-84
2/5	at Florida Southern	W	84-69
2/8	Army	W	92-82
2/10	Oklahoma City	W	83-66
2/15	at Stetson	W	92-85
2/17	Florida Southern	W	76-58
2/22	Florida State	W	86-66
Season Totals:			1741-1652
% Montgomery Classic (Montgomery, Ala.)			

1958-59

Record: 18-7

Bruce Hale, Head Coach

12/3	Rollins	W	104-87
12/5	Tampa	W	113-71
12/8	Florida Southern	W	107-80
12/12	vs. Pittsburgh %	L	65-69
12/13	vs. Clemson %	L	61-66
12/17	Florida	W	92-82
12/19	Florida State	W	85-79
12/20	vs. The Citadel ^	L	77-93
12/29	vs. Tulane !	W	94-72
12/30	vs. Miami (Ohio) !	L OT	87-89
1/8	Toronto	W	97-55
1/15	at Florida	L	70-85
1/16	at Jacksonville	W	64-62
1/17	at Florida State	L	69-93
1/26	Kentucky Wesleyan	W	69-64
1/31	Western Kentucky	W	109-95
2/2	at Florida Southern >	W	79-76
2/3	at Tampa	W	86-84
2/5	at Stetson	L	97-110
2/6	at Rollins	W	84-81

2/14	Jacksonville	W	95-93
2/16	Loyola (N.O.)	W	93-84
2/19	Stetson	W	99-81
2/23	Morehead State	W	102-85
2/28	Florida State	W	92-85
Season Totals:			2190-2029
% Steel Bowl Classic (Pittsburgh, Pa.)			
^ The Citadel Invitational (Charleston, S.C.)			
! Hurricane Classic			
> 250th program victory			

1959-60

Record: 23-4

NCAA Tournament

Bruce Hale, Head Coach

12/1	Rollins	W	110-86
12/3	Jacksonville	W	106-98
12/5	Tampa	W	98-65
12/9	at Houston	W	72-63
12/10	at Centenary	L	77-84
12/12	at Loyola (N.O.)	W	86-70
12/14	Murray State	W	92-80
12/19	Florida	W	79-77
12/21	at Miami (Ohio)	W	83-78
12/28	vs. Brigham Young !	W	110-93
12/29	vs. Xavier !	W	87-69
1/2	[15] South Carolina	W OT	107-106
1/7	[14] at Iona	W	69-67
1/13	[15] at Jacksonville	W OT	78-70
1/14	[15] at Florida	W	70-65
1/16	[15] at Florida State	W	93-91
1/23	[11] Houston	L	79-88
1/29	[11] Oklahoma City	W	97-84
2/2	[11] at Rollins	W	90-79
2/3	[11] at Tampa	W	74-73
2/4	[11] at Stetson	W	94-86
2/6	[11] at Florida Southern	W	88-71
2/11	[10] Stetson	L	72-73
2/18	[10] Florida Southern	W	121-85
2/22	[10] Kentucky Wesleyan	W	104-95
2/27	[9] Florida State	W	107-89
3/8	[8] vs. Western Kentucky \$	L	84-107
Season Totals:			2427-2192
! Hurricane Classic			
\$ NCAA Tournament (Lexington, Ky.)			



YEAR-BY-YEAR RESULTS

[] MIAMI RANK

#OPPONENT RANK

1960-61

Record: 20-7

NIT

Bruce Hale, Head Coach

12/1	at Rollins	W	80-62
12/3	Tampa	W	93-64
12/6	at Santa Clara	L	65-66
12/8	at San Francisco	W	68-56
12/10	at Brigham Young	L	80-112
12/15	Florida Southern	W	87-54
12/17	Florida	W	93-74
12/28	vs. Army !	W	82-75
12/29	vs. Holy Cross !	W	77-71
1/4	Miami (Ohio)	W2OT	102-100
1/7	at La Salle	L	74-88
1/11	at Florida	L	73-81
1/13	at Jacksonville	W OT	93-84
1/14	at Florida State	L	78-89
1/21	Houston	W	89-78
1/26	Centenary	W	86-74
1/30	#7 Louisville	W	71-69
2/1	Rollins	W	103-75
2/3	at Stetson	L	68-76
2/4	at Florida Southern	W	92-80
2/11	Loyola (N.O.)	W	65-61
2/15	Stetson	W	91-84
2/18	at Tampa	W	108-99
2/20	Jacksonville	W	96-80
2/23	Morehead State	W	85-70
2/25	Florida State >	W	75-73
3/16	vs. Saint Louis \$	L	56-58
Season Totals:			2230-2036

! Hurricane Classic

\$ National Invitational Tournament (New York, N.Y.)

> 300th program victory

1961-62

Record: 14-12

Bruce Hale, Head Coach

12/2	Jacksonville	W	93-80
12/4	at Morehead State	L	81-107
12/6	at Louisville	L	59-77
12/8	at Murray State	W	69-67
12/14	Florida Southern	W	96-67
12/16	Florida	W	66-61
12/28	vs. Miami (Ohio) !	W	83-73
12/29	vs. Temple !	L	67-85
1/3	Rhode Island	W	80-70
1/6	Oklahoma City	L OT	113-118
1/10	at Jacksonville	W	90-89
1/11	at Florida	L	62-74

1/13	at Florida State	L	60-65
1/22	Maryland	L	68-71
1/25	La Salle	L	61-73
1/30	at Tampa	L	95-113
1/31	at Rollins	W	89-67
2/2	at Stetson	W	79-70
2/3	at Florida Southern	W	82-73
2/8	Houston	L	69-80
2/10	Loyola (N.O.)	L	70-113
2/13	Stetson	W	86-78
2/17	Tampa	W	96-81
2/19	Rollins	W	92-54
2/22	Tulsa	W	83-66
2/24	Florida State	L	80-83
Season Totals:			2069-2045
! Hurricane Classic			

1962-63

Record: 23-5

NIT

Bruce Hale, Head Coach

11/30	Florida	W OT	91-87
12/4	at Boston College	W	72-69
12/6	at Rhode Island	W	88-80
12/8	at Providence	W	82-75
12/13	Florida Southern	W	116-93
12/21	#2 Duke	W	71-69
12/27	vs. Cornell !	W	94-85
12/28	vs. Pittsburgh !	W	86-85
1/3	[15] at St. John's	W	67-59
1/4	[15] at La Salle	L	76-78
1/9	at Jacksonville	W	103-91
1/10	at Florida	W	86-77
1/12	at Florida State	L OT	74-77
1/19	St. Peter's	W	99-75
1/24	Houston	W	71-70
1/29	at Tampa	W	78-76
1/30	[18] at Rollins	W	120-72
2/1	[18] at Stetson	L	64-66
2/2	[18] at Florida Southern	W	99-83
2/5	[18] Jacksonville	W	112-105
2/9	Louisville	W	112-84
2/12	Rollins	W	144-75
2/16	Loyola (N.O.)	L	77-84
2/18	Tampa	W	112-81
2/23	Florida State	W	99-70
2/26	Stetson	W	75-60
3/16	vs. St. Francis (N.Y.) \$	W	71-70
3/19	vs. Providence \$	L	96-106
Season Totals:			2505-2212
! Hurricane Classic			
\$ National Invitational Tournament (New York, N.Y.)			

YEAR-BY-YEAR RESULTS

[] MIAMI RANK

#OPPONENT RANK

1963-64

Record: 20-7

NIT

Bruce Hale, Head Coach

12/3	Tampa	W	101-95
12/7	Florida	W	95-79
12/10	at Santa Clara	L	77-86
12/12	at St. Mary's (CA)	W	101-86
12/14	at Nevada	W OT	81-78
12/17	San Francisco	W	95-83
12/19	Rollins	W	108-90
12/27	vs. Army !	W	79-71
12/28	vs. Syracuse !	L OT	85-86
1/4	Rhode Island	W	105-88
1/8	Jacksonville	W	97-92
1/9	at Florida	L	91-114
1/11	at Florida State	L	78-80
1/18	Memphis State	W	78-69
1/23	La Salle	W	121-99
1/28	at Rollins	W	127-85
1/29	at Tampa >	W	134-104
1/31	at Stetson	W	81-75
2/1	at Florida Southern	W	85-78
2/4	Jacksonville	W	117-92
2/10	Creighton	L	94-124
2/13	at Houston	L	83-93
2/15	at Loyola (N.O.)	W OT	97-90
2/18	Florida Southern	W	120-79
2/22	Stetson	W	87-70
2/29	Florida State	W	82-80
3/12	vs. St. Joseph's (Pa.) \$	L	76-86
Season Totals:			2575-2352

! Hurricane Classic

\$ National Invitational Tournament (N.Y.)

> 350th program victory

1964-65

Record: 22-4

Bruce Hale, Head Coach

12/1	at Tampa	W	136-119
12/4	vs. Duquesne %	W	99-95
12/5	vs. Pittsburgh %	W	85-71
12/8	at La Salle	L	86-90
12/10	at Niagra	W	74-67
12/12	#10/13 St. John's	L	77-79
12/15	St. Mary's (CA)	W	89-77
12/19	Florida	W	67-58
12/28	vs. Yale !	W	86-71
12/29	vs. Maryland !	W	80-73
1/7	at Jacksonville	W	86-82

1/9	at Florida State	L	66-67
1/13	Florida Southern	W	124-93
1/16	Jacksonville	W	127-99
1/21	[/t-19] at Florida	L	69-86
1/23	[/t-19] at Rollins	W	128-92
1/30	Oklahoma City	W	115-92
2/2	#/20Miami (Ohio)	W	100-85
2/4	at Stetson	W	86-84
2/5	at Florida Southern	W	94-82
2/9	Tampa	W	141-110
2/13	Loyola (N.O.)	W	115-86
2/16	Stetson	W	95-84
2/20	[/t-19] Houston	W	103-91
2/23	[/17] Rollins	W	148-79
3/1	[/17] Florida State	W	82-75
Season Totals:			2558-2190

% Steel Bowl (Pittsburgh, Pa.)

! Hurricane Classic

1965-66

Record: 15-11

Bruce Hale, Head Coach

12/1	Tampa	W	120-91
12/4	Florida	L	66-77
12/7	at Santa Clara	L	74-78
12/9	at #11 San Francisco	L	89-105
12/11	at Nevada	L	79-89
12/18	Ohio University	W	105-100
12/27	vs. Boston University !	W	81-60
12/28	vs. Louisville !	L OT	84-85
1/3	Utah University	W	88-87
1/7	at Florida State	L	62-78
1/8	at Jacksonville	L	69-71
1/12	at Florida	L	66-111
1/15	Florida Southern	W	89-66
1/27	at Stetson	W	89-78
1/28	at Florida Southern	W	101-80
1/29	at Tampa	W	83-71
2/2	William & Mary	W	88-66
2/5	Creighton	W	91-81
2/10	Virginia	W	80-75
2/12	Jacksonville	W	117-104
2/15	at Memphis State	L	72-86
2/17	at Houston	L	96-111
2/19	at Loyola (N.O.)	L	76-89
2/24	Stetson	W	86-77
2/28	Florida State	W	112-90
3/5	La Salle	W	108-102
Season Totals:			2271-2208

! Hurricane Classic



YEAR-BY-YEAR RESULTS

[] MIAMI RANK #OPPONENT RANK

1966-67

Record: 15-11

Bruce Hale, Head Coach

12/1 at Tampa	W	72-63
12/3 Florida	L	88-113
12/7 at La Salle	L	82-99
12/8 at Mount St. Mary's	W	86-83
12/10 at Virginia	W	80-78
12/16 vs. Clemson %	L	64-73
12/17 vs. Auburn %	W	87-73
12/27 vs. Pennsylvania!	W	82-78
12/28 vs. #/17 Western Kentucky!	L	89-94
1/6 at Jacksonville >	W	75-70
1/7 at Florida State	L	60-61
1/10 Oklahoma City	W	111-109
1/14 Jacksonville	W	106-86
1/16 Tampa	W	97-86
1/19 Florida Southern	W	102-73
1/26 at Stetson	L	53-56
1/27 at Florida Southern	W	55-49
2/2 Memphis State	W	88-63
2/8 at Florida	L	57-73
2/11 Loyola (N.O.)	W	68-66
2/14 Stetson	W	95-84
2/18 #7/8 Houston	L	86-105
2/21 Dayton	L	79-80
2/25 at #/17 St. John's	L	70-97
2/27 at Georgia Tech	L	84-90
3/1 Florida State	W	110-90

Season Totals: 2126-2091

% Volunteer Classic (Knoxville, Tenn.)

! Hurricane Classic

> 400th program victory

1967-68

Record: 17-11

Ron Godfrey, Head Coach

12/1 at Washington	L	54-96
12/2 at Washington	L	80-81
12/4 at St. Mary's (CA)	W	77-70
12/6 at Hawaii	W	102-83
12/7 at Hawaii	L	76-110
12/12 Tampa	W	104-103
12/16 Eastern Kentucky	W	93-87
12/19 Brown	W	72-71
12/27 vs. Dartmouth !	W	100-81
12/28 vs. New York University !	W	102-91
1/2 La Salle	L	84-92
1/6 Pittsburgh	W	100-84
1/10 at Tampa	L	76-78

1/12 at Florida State	L	93-122
1/13 at Jacksonville	W	72-67
1/18 Jacksonville	W	76-75
1/26 at Stetson	W	72-67
1/27 at Florida Southern	W	94-76
1/30 Maryland	W	93-73
2/1 at Dayton	L	60-98
2/3 at Tulane	L	88-99
2/10 Florida A&M	W	108-98
2/13 at Memphis State	L	44-67
2/15 at #1 Houston	L	64-106
2/17 at Loyola (N.O.)	L	84-86
2/20 Stetson	W	88-71
2/24 Creighton	W	106-93
3/1 Florida State	W	96-84
Season Totals:		2368-2419

! Hurricane Classic

1968-69

Record: 14-10

Ron Godfrey, Head Coach

12/6 vs. Florida State +	L	84-111
12/7 vs. Florida +	L	62-111
12/11 at La Salle	L	71-96
12/13 at Alabama	L	72-85
12/20 vs. Yale %	W	77-71
12/21 vs. Maryland %	W	92-85
12/27 vs. Pittsburgh !	W	72-70
12/28 vs. Illinois !	L	76-86
1/4 Bucknell	W	89-84
1/6 at Tampa	L	61-62
1/10 at Florida State	L	81-86
1/11 at Jacksonville	W	94-87
1/16 Tulane	L	79-90
1/28 at Florida Southern	W	87-83
1/29 at Stetson	W	98-90
1/31 Hawaii	W	84-82
2/1 Morehead State	W OT	92-91
2/4 Stetson	L	83-87
2/8 Florida A&M	W	94-91
2/15 Loyola (N.O.)	W	89-80
2/18 Tampa	W	95-79
2/22 Miami (Ohio)	W	74-68
2/25 Jacksonville	W	95-86
3/1 Florida State	L OT	86-89
Season Totals:		1985-2048

+ Sunshine State Classic (Jacksonville, Fla.)

% Marshall Tournament (Huntington, W.Va.)

! Hurricane Classic

YEAR-BY-YEAR RESULTS

[] MIAMI RANK #OPPONENT RANK

1969-70

Record: 9-17

Ron Godfrey, Head Coach

12/1	Oregon State	L	81-86
12/3	Biscayne	W	62-60
12/5	vs. Pittsburgh %	W	85-67
12/6	vs. Duquesne %	L	88-94
12/12	at #2 UCLA	L	69-127
12/13	at Pepperdine	L OT	90-93
12/19	at St. Mary's (CA)	W	91-84
12/29	vs. Seton Hall !	L	69-76
12/30	vs. #5 Ohio University !	L	74-99
1/3	Bucknell	W	93-88
1/5	Rhode Island	W	105-95
1/9	at Florida State	L	63-114
1/10	at #7 Jacksonville	L	87-121
1/15	Centenary	W	94-78
1/23	at Florida Southern	W	103-92
1/24	at Stetson	L	88-116
1/29	at Tulane	L	90-105
1/31	at Loyola (N.O.)	L	84-98
2/7	Florida A&M	W	118-111
2/12	at Centenary	L	86-107
2/14	at #13 Houston	L	98-118
2/17	La Salle	W	103-96
2/21	Stetson	L	86-95
2/26	Oklahoma City	L	90-91
2/28	#9 Florida State	L	96-112
3/4	#6 Jacksonville	L	97-108

Season Totals:

2290-2521

% Steel Bowl (Pittsburgh, Pa.)

! Hurricane Classic

1970-71

Record: 7-19

Ron Godfrey, Head Coach

12/4	Lehigh >	W	74-67
12/9	at La Salle	L	77-97
12/11	at Dayton	L	77-91
12/18	vs. Nebraska %	L	58-85
12/19	vs. Oklahoma City %	L OT	91-94
12/22	Fordham	L	83-85
12/29	at Maryland	L	77-111
1/2	Oklahoma City	W	90-87
1/4	Seton Hall	W	89-81
1/8	at Florida State	L	106-114
1/9	at #7 Jacksonville	L	82-124
1/11	Lafayette	W	78-75
1/16	Tulane	W	74-71
1/22	at Oklahoma City	L	75-88
1/23	at Creighton	L	84-104

1/29	at Florida Southern	L OT	95-96
1/30	at Stetson	L	74-90
2/1	Morehead State	L	75-76
2/6	Loyola (N.O.)	L	88-107
2/8	Stetson	L	76-91
2/11	at George Washington	L	81-83
2/13	at American	L	82-93
2/20	Houston	L	93-99
2/23	Marshall	W	89-88
2/27	Florida State	W	100-94
3/2	#9 Jacksonville	L	75-94

Season Totals:

2143-2373

% Husker Classic (Lincoln, Neb.)

> 450th program victory

No team from 1971-72 to 1984-85

1985-86

Record: 14-14

Bill Foster, Head Coach

11/22	The Citadel	W	85-77
11/29	Georgia State %	W	82-72
11/30	Georgia %	W	81-78
12/7	at Wisconsin	L	66-88
12/9	at Wisconsin Green Bay	W	67-63
12/17	Florida	L	64-81
12/18	Rider	W	81-58
12/21	at UCLA	L	64-109
12/27	Brown +	L	61-62
12/28	Manhattan +	W	79-61
1/2	Fairfield	L	47-56
1/4	Hofstra	W	70-63
1/7	at New Orleans	L	57-64
1/11	Towson State	W	71-66
1/18	Arizona	L OT	74-81
1/20	Florida State	W	83-75
1/23	Baptist	W	71-60
1/27	at Florida	L	53-75
1/31	vs. Brooklyn College ^	W	102-93
2/3	at Florida State	L	72-90
2/8	at Dayton	L	68-79
2/12	Maryland Eastern Shore	W	77-55
2/15	New Orleans	L	75-85
2/19	at #2 Duke	L	82-104
2/22	#14 Notre Dame	L	73-126
2/26	American	W	73-64
3/3	Hartford	W	66-62
3/5	at Marquette	L	62-84

Season Totals:

2006-2131

% AMI Classic (Knight Center, Miami, Fla.)

+ Orange Bowl Tournament (Knight Center, Miami, Fla.)

^ West Palm Beach Auditorium



YEAR-BY-YEAR RESULTS

[] MIAMI RANK

#OPPONENT RANK

1986-87

Record: 15-16

Bill Foster, Head Coach

11/28 UCF %	W	64-54
11/29 Penn State %	L	61-74
12/6 at #1 North Carolina	L	77-122
12/8 Wisconsin	L	54-65
12/14 Winthrop	L	55-63
12/20 Dartmouth	L	86-88
12/22 Duke	L	67-74
12/29 vs. Yale !	W OT	78-75
12/30 vs. Stanford !	W	71-58
1/3 Wisconsin-Green Bay	L	45-62
1/5 St. Francis (Pa.)	W	85-82
1/8 vs. PR-Bayamon ^	W	74-54
1/9 vs. PR-Rio Piedras ^	W	111-64
1/10 vs. Radford ^	W	66-62
1/14 Maryland Eastern Shore	W	88-66
1/17 at #20 Kansas	L	47-82
1/20 Providence	L	88-92
1/24 Marquette	W OT	91-89
1/29 at New Mexico	L	78-87
1/31 at San Diego State	W OT	83-82
2/4 Florida State	W	63-57
2/7 vs. Navy +	L	62-78
2/10 at Farleigh Dickinson @	L	70-73
2/14 Dayton	L	78-92
2/16 Armstrong State	W	97-47
2/18 FIU	W	102-81
2/21 at #18 Florida	L	60-99
2/26 at Florida State	L	84-108
2/28 Coppin State	W	115-76
3/5 #20 Notre Dame	L	49-65
3/7 Brooklyn College	W	83-64

Season Totals: 2332-2335

% AMI Classic (Miami, Fla.)

! Palm Beach Hurricane Classic

^ Puerto Rico Tournament

+ Baltimore Arena (Baltimore, Md.)

@ at Meadowlands (East Rutherford, N.J.)

1987-88

Record: 17-14

Bill Foster, Head Coach

11/27 vs. #9 Michigan ^	L	76-109
11/28 vs. Duquesne ^	W	84-73
11/29 vs. Alaska Anchorage ^	L	77-78
12/4 Colgate %	W	96-68
12/5 South Carolina %	L	63-76
12/17 St. Thomas	W	71-47
12/19 Texas	W	86-85
12/21 Alabama State	W	110-107
12/29 vs. American !	W	104-70
12/30 vs. #11 Purdue !	L	82-110
1/2 #18 Georgetown	L	78-82
1/4 Farleigh Dickinson	W	81-68
1/6 at #9 Duke	L	69-107
1/9 Winthrop	W	62-60
1/11 UMBC	W	75-56
1/16 at Marquette	L	51-65
1/20 Coppin State	W	64-54
1/23 USF	W	80-75
1/27 at Providence	W	83-77
2/1 Marist @	W OT	79-76
2/4 Monmouth	L OT	62-64
2/6 San Diego State	L	49-56
2/9 at #8 Brigham Young	L	86-99
2/15 Florida	L	73-83
2/18 Marist	L	62-72
2/22 at VCU	W	96-93
2/27 DePaul	L	82-101
3/1 at USF >	W	92-71
3/5 UCF	W	100-80
3/8 at Dayton	L	89-90
3/12 FIU	W	92-76

Season Totals: 2006-2131

^ Great Alaska Shootout (Anchorage, Alaska)

% City of Miami Classic

! Eastern Airlines Palm Beach Classic

@ at Madison Square Garden (New York, N.Y.)

> 500th program victory

YEAR-BY-YEAR RESULTS

[] MIAMI RANK #OPPONENT RANK

1988-89

Record: 19-12

Bill Foster, Head Coach

11/25 Maryland Eastern Shore	W	108-80
11/28 Oral Roberts	W	108-103
12/1 UCLA	L	66-91
12/5 Bethune-Cookman	W	88-72
12/10 #1 Duke	L	102-117
12/16 Long Island	W	102-66
12/19 at Florida	L	81-101
12/23 vs. Saint Louis ^	L	71-86
12/24 vs. Eastern Illinois ^	W	83-68
12/25 vs. Old Dominion ^	W	77-76
12/28 vs. Pennsylvania !	W	102-69
12/30 vs. Wichita State !	W	81-59
1/3 at Rutgers	W OT	99-94
1/7 at #5 Georgetown	L	79-112
1/9 VCU	L	77-87
1/12 #12 Kansas	W	87-86
1/16 at Stanford	L	59-93
1/24 #20 Providence	L	91-106
1/28 Marquette	W	106-90
2/1 New Mexico	L	93-110
2/4 Brigham Young	W	107-86
2/6 USF	W2OT	106-104
2/8 Tennessee Tech	W	111-101
2/11 at DePaul	L	79-87
2/14 vs. Florida Atlantic @	W	79-74
2/18 at USF	W	85-78
2/22 at Texas	L	104-123
2/25 at Oral Roberts	L	92-99
2/27 Davidson	W	90-78
3/2 Savannah State	W	107-98
3/6 FIU	W	89-82
Season Totals:		2809-2778

^ Chaminade Classic (Honolulu, Hawaii)

! Eastern Airlines Palm Beach Classic

@ at West Palm Beach Auditorium

1989-90

Record: 13-15

Bill Foster, Head Coach

11/27 UMBC	W	91-74
12/1 Baptist	W	77-67
12/6 Dayton	W	87-82
12/16 Alabama State	L	81-98
12/19 at #20 Arizona	L	53-83
12/27 vs. Lehigh !	L	59-83
12/29 vs. Boston College !	L	60-69
1/1 at George Mason	W OT	101-91
1/6 at USF	L	77-93

1/10 #1 Kansas	L	73-100
1/12 Brooklyn College	W	94-61
1/15 at Washington	L	67-83
1/18 Florida State	W 2OT	101-97
1/20 Arizona State	L	58-62
1/27 at Notre Dame	L	60-107
1/31 at DePaul	L	48-76
2/3 Mercer	W	53-47
2/5 at #25 North Carolina	L	74-87
2/10 at Davidson	W	72-64
2/12 DePaul	L	49-66
2/15 Central Conn. State	W	62-40
2/17 at Florida State	L	73-92
2/19 Florida	W	62-59
2/21 at Providence	L	67-101
2/24 USF	W	81-73
2/27 Hartford	L	58-62
3/3 Tulane	W	93-60
3/6 FIU	W	83-55
Season Totals:		2014-2132

! Eastern Airlines Palm Beach Classic

1990-91

Record: 9-19

Leonard Hamilton, Head Coach

11/23 George Mason	L	91-97
11/27 at Penn State	L	67-93
12/1 at Southern Cal	L	71-92
12/5 at USF	L	71-79
12/14 #11 Georgia	L	60-78
12/17 Dartmouth	W	72-60
12/19 at SMU	L 2OT	88-93
12/27 vs. Miami (Ohio) !	L 2OT	99-101
12/28 vs. Mississippi State !	W	74-67
12/30 at Florida	L	60-62
1/3 at St. Joseph's (Pa.)	L	79-92
1/5 at West Virginia	L	67-71
1/9 Lehigh	W	99-67
1/12 Notre Dame	L	52-60
1/14 Lafayette	L	57-73
1/16 at Kansas	L	60-73
1/21 at Memphis State	L	72-80
1/25 Penn State	L	57-69
1/28 at Wake Forest	L	66-72
1/31 Northeastern	W	79-63
2/2 Davidson	W	79-67
2/6 St. Joseph's (Pa.)	W	87-64
2/9 VCU	W	73-58
2/11 Memphis State	L OT	82-83
2/23 DePaul	L	53-66
2/25 USF	W	67-58



YEAR-BY-YEAR RESULTS

[] MIAMI RANK

#OPPONENT RANK

3/4	FIU	W	87-65
3/6	at #25 DePaul	L	58-75
Season Totals:			2027-2078
! Eastern Airlines Palm Beach Classic			

1991-92

Record: 8-24, 1-17 BIG EAST

Leonard Hamilton, Head Coach

11/23	Barry	W	80-67
11/25	Florida Atlantic	W	83-53
11/29	vs. Maine ^	W	62-57
11/30	vs. Eastern Kentucky ^	L	61-66
12/1	vs. Tennessee ^	W	72-60
12/6	Howard	L	55-64
12/20	SMU	L	60-69
12/23	at Arizona State	L	57-62
12/27	vs. Marshall !	W	70-55
12/29	vs. George Washington !	L	64-78
1/2	at #5 Connecticut*	L	62-85
1/4	at St. John's*	L	69-83
1/7	at #18 Seton Hall*	L	52-64
1/11	at #20 Syracuse*	L	57-73
1/14	#17 St. John's*	W	45-42
1/18	#8 Connecticut*	L	58-77
1/21	Boston College*	L	50-51
1/25	at Georgetown*	L	40-60
1/29	at Pittsburgh*	L	52-82
2/1	at Davidson	L	62-66
2/4	Pittsburgh*	L	55-77
2/12	Providence*	L	51-73
2/15	Georgetown*	L	58-75
2/18	at Villanova*	L	50-74
2/22	at Boston College*	L	49-55
2/25	Villanova*	L	50-61
2/29	#22 Syracuse*	L	63-68
3/2	FIU	W	68-63
3/4	#22 Seton Hall*	L OT	82-90
3/7	at Providence*	L	57-62
3/12	vs. Pittsburgh # >	W	83-71
3/13	vs.#21 Georgetown #	L	64-77
Season Totals:			1941-2160

^ San Juan Shootout (Puerto Rico)

! Palm Beach Classic

* BIG EAST game

BIG EAST Tournament (New York, N.Y.)

> 550th program victory

1992-93

Record: 10-17, 7-11 BIG EAST

Leonard Hamilton, Head Coach

12/1	FIU	L	64-72
12/4	Southwest Texas State	L	57-60
12/7	at #6 Seton Hall*	L	56-65
12/11	Barry	W	81-64
12/19	Florida Atlantic	W	84-61
12/22	at Georgia	L	67-69
12/27	Southern Cal	L	66-86
12/29	UNC Wilmington	L	73-88
1/2	#10 Georgetown*	W	80-69
1/6	at #24 Pittsburgh*	L	78-85
1/9	at #21 Syracuse*	L	81-89
1/16	at St. John's*	L	74-78
1/19	Providence*	W	75-66
1/23	#20 Pittsburgh*	L	84-86
1/26	Connecticut*	W	80-65
1/30	at Villanova*	L	69-82
2/4	Bethune-Cookman	W	78-54
2/6	Syracuse*	W	81-74
2/10	Boston College*	W	75-71
2/13	at Connecticut*	L	72-88
2/16	at Providence*	L	60-75
2/20	#25 St. John's*	W	82-77
2/23	#14 Seton Hall*	L	73-85
2/27	at Boston College*	L	58-70
3/3	at Georgetown*	L	64-82
3/6	Villanova*	W	77-76
3/11	vs. Georgetown #	L	40-67
Season Totals:			1929-2004

* BIG EAST game

BIG EAST Tournament (New York, N.Y.)

1993-94

Record: 7-20, 0-18 BIG EAST

Leonard Hamilton, Head Coach

11/26	Florida Atlantic	W	85-53
12/1	UNC Asheville	W	82-60
12/4	Florida A&M	W	91-47
12/7	Georgetown*	L	47-61
12/10	Bethune-Cookman	W	82-54
12/17	Sam Houston State	W	73-58
12/19	at Buffalo	W	63-57
12/22	at #21/18 Syracuse*	L	52-81
12/29	Wagner	L	55-57
1/4	at Florida Atlantic	W	79-62
1/8	at Providence*	L	59-81
1/12	at Pittsburgh*	L	55-83
1/15	at #20/20 Boston College*	L	49-69
1/22	St. John's*	L	63-75

YEAR-BY-YEAR RESULTS

[] MIAMI RANK #OPPONENT RANK

1/26	Seton Hall*	L	48-77
1/29	at Georgetown*	L	40-77
2/1	Pittsburgh*	L	71-80
2/5	at #5/6 Connecticut*	L	57-73
2/8	at St. John's*	L	63-78
2/12	Villanova*	L	58-77
2/16	Boston College*	L	63-79
2/19	at Seton Hall*	L	63-85
2/22	#5 Connecticut*	L	49-74
2/26	Providence*	L	60-88
3/1	#14 Syracuse*	L	69-71
3/5	at Villanova*	L	63-83
3/10	vs. Seton Hall #	L	51-69
Season Totals:			1690-1909

* BIG EAST game

BIG EAST Tournament (New York, N.Y.)

1994-95

Record: 15-13, 9-9 BIG EAST

NIT

Leonard Hamilton, Head Coach

11/25	Northeastern Illinois	W	66-48
11/28	Florida Atlantic	W	76-59
11/30	Robert Morris	W	66-51
12/6	#19/19 Syracuse*	L	65-83
12/10	Florida A&M	W	67-53
12/20	at Clemson	L	55-75
12/28	UNLV +	L	55-56
12/30	Fordham	W	55-43
1/2	at Seton Hall*	L	54-72
1/7	at #12/13 Georgetown*	L	64-71
1/11	at St. John's*	W	82-79
1/18	at Providence*	W	81-75
1/21	Boston College*	W	69-68
1/25	#22/25 Villanova*	L	62-92
1/28	at #6/6 Syracuse*	L	51-76
1/31	at #4/5 Connecticut*	L	57-82
2/4	#13/13 Georgetown*	W	67-61
2/7	at #16/18 Villanova*	L	63-73
2/11	Providence*	W	69-63
2/13	St. John's*	W	71-69
2/18	at Pittsburgh*	L	61-67
2/22	Seton Hall*	W	61-57
2/25	at Boston College*	W OT	77-71
2/28	Pittsburgh*	W OT	76-68
3/2	at Florida Atlantic	W	80-70
3/4	#4/5 Connecticut*	L	67-75
3/10	vs. #24 Georgetown #	L	58-69
3/15	at Penn State \$	L	56-62
Season Totals:			1831-1888

+ Orange Bowl Classic (Miami, Fla. – Miami Arena)

* BIG EAST game

BIG EAST Tournament (New York, N.Y.)

\$ NIT (University Park, Pa.)

1995-96

Record: 15-13, 8-10 BIG EAST

Leonard Hamilton, Head Coach

11/24	Northeastern Illinois	W	81-58
11/27	at Florida Atlantic	W	76-56
12/2	Seton Hall*	W	80-70
12/5	#2/2 Villanova*	L	68-70
12/9	Florida A&M	W	77-53
12/16	Winthrop	W	81-56
12/20	Florida Atlantic	W	61-51
12/23	Clemson	L OT	52-66
12/27	Tennessee +	L	54-56
12/29	Columbia	W	69-62
1/3	#11/12 Syracuse*	W	75-66
1/6	at #7/6 Connecticut*	L	52-73
1/10	at Seton Hall*	L	63-66
1/13	at #5/5 Georgetown*	L	67-72
1/20	Pittsburgh*	W	66-57
1/23	Notre Dame*	W	72-64
1/27	at #7/7 Villanova*	L	62-90
2/1	at #18/16 Syracuse*	L	51-72
2/6	West Virginia*	W	68-65
2/10	#22/21 Boston College*	L	58-62
2/14	at Providence*	L	54-77
2/17	at West Virginia*	L	69-72
2/20	St. John's*	W 2OT	96-91
2/25	at Rutgers*	L	55-71
2/28	at Notre Dame*	W	71-59
3/2	Providence*	W	66-59
3/6	vs. Rutgers #	W	77-67
3/7	vs. #6/6 Georgetown #	L	62-92
Season Totals:			1883-1873

+ Orange Bowl Classic (Miami, Fla. – Miami Arena)

* BIG EAST game

BIG EAST Tournament (New York, N.Y.)

1996-97

Record: 16-13, 9-9 BIG EAST

NIT

Leonard Hamilton, Head Coach

11/22	Buffalo	W	78-61
11/24	Florida Atlantic	W	83-74
11/29	at UNLV	L	43-55
12/3	St. John's*	L	57-61
12/7	#19/17 Syracuse*	W	67-63
12/13	Hartford	W	74-58
12/18	Jacksonville	W	74-57
12/22	at Tennessee	L	65-78



YEAR-BY-YEAR RESULTS

[] MIAMI RANK #OPPONENT RANK

12/28 DePaul +	W	61-45
12/30 Lehigh	W	68-32
1/2 at #25/25 Boston College*	L	62-65
1/4 at Georgetown*	W	69-67
1/8 at Pittsburgh*	L	72-76
1/11 at #8/7 Villanova*	W	61-59
1/15 Providence*	W	71-69
1/18 Georgetown*	W OT	68-65
1/22 Connecticut*	W	69-46
2/2 at Rutgers*	L	59-60
2/5 Pittsburgh*	W	78-63
2/8 Rutgers*	W	53-50
2/10 at Seton Hall*	W	61-51
2/15 at Connecticut*	L	52-72
2/19 Boston College*	L	57-59
2/22 at St. John's*	L	73-77
2/25 at Notre Dame*	L	60-69
3/1 West Virginia*	L	54-82
3/5 at St. John's #	W OT	76-68
3/6 vs. Georgetown #	L	59-63
3/13 vs. Michigan \$	L	63-76

Season Totals: 1105-1126

+ Orange Bowl Classic (Miami, Fla. – Miami Arena)

* BIG EAST game

BIG EAST Tournament (New York, N.Y.)

\$ NIT (Ann Arbor, Mich.)

> 600th program victory

1997-98

Record: 18-10, 11-7 BIG EAST

NCAA Tournament

Leonard Hamilton, Head Coach

11/14 at Southern Illinois	W	73-61
11/16 Florida Atlantic	W	69-47
11/21 #17/17 Charlotte	W	89-72
11/24 Eastern Kentucky	W	86-64
11/29 at Jacksonville	W	74-70
12/2 Rutgers*	W	63-55
12/6 Georgetown*	W	66-56
12/12 Georgia State	W	80-64
12/22 at Memphis	W	65-57
12/27 #/23 Georgia Tech +	L	61-69
12/31 at Seton Hall*	W	78-65
1/3 at Pittsburgh*	W	73-65
1/6 #8/8 Connecticut*	W	76-67
1/10 at #25/21 West Virginia*	L	84-98
1/13 at St. John's*	L	64-73
1/18 at #15/15 Syracuse*	L	67-85
1/22 Villanova*	W	78-63
1/28 at Boston College*	W	67-57
1/31 at Villanova*	L	75-78
2/4 Providence*	W	64-54

2/10 #23/20 Syracuse*	L	63-72
2/14 Notre Dame*	W	66-57
2/18 at Providence*	L	57-59
2/22 at Notre Dame*	W	65-59
2/24 Seton Hall*	L	71-76
2/28 #19/19 West Virginia*	W	70-66
3/4 vs. Georgetown #	L	56-62
3/13 vs. #19/20 UCLA \$	L	62-65

Season Totals: 1962-1836

+ Orange Bowl Classic (Miami, Fla. – Miami Arena)

* BIG EAST game

BIG EAST Tournament (New York, N.Y.)

\$ NCAA Tournament (Atlanta, Ga.)

1998-99

Record: 23-7, 15-3 BIG EAST

NCAA Tournament

Leonard Hamilton, Head Coach

11/13 at Florida Atlantic	W	97-73
11/23 at Charlotte	L	59-66
11/27 Northern Iowa	W	78-69
12/5 at #8/8 Kentucky	L	65-74
12/8 Boston College*	W	77-64
12/11 UCF	W	66-56
12/18 at Georgia State	W	76-55
12/22 Memphis	W	80-64
12/27 Ohio State +	W	72-64
12/30 at Georgetown*	W	64-63
1/6 #10/9 St. John's*	W	84-79
1/9 Notre Dame*	L	68-71
1/13 at Rutgers*	W	74-62
1/16 at West Virginia*	W	64-55
1/20 [25] #1 Connecticut*	L OT	68-70
1/24 [25] at Boston College*	W	75-67
1/27 [23/25] Seton Hall*	W	77-71
1/30 [23/25] at Pittsburgh*	L	54-60
2/3 [25] at #9/10 St. John's*	W	73-70
2/6 [25] Georgetown*	W	71-58
2/8 [16/21] at #18/17 Syracuse*	W	76-63
2/13 [16/21] at Providence*	W	69-65
2/16 [16/21] Villanova*	W	103-82
2/20 [16/21] at #2 Connecticut*	W	73-71
2/23 [11/13] Pittsburgh*	W	85-52
2/27 [11/13] Rutgers*	W	68-63
3/4 [9/10] vs. Georgetown #	W	65-54
3/5 [9/10] at #10/9 St. John's#	L	59-62
3/12 [10/12] vs. Lafayette \$	W	75-54
3/14 [10/12] vs. Purdue \$	L	63-73

Season Totals: 2178-1950

+ Orange Bowl Classic (Sunrise, Fla.)

* BIG EAST game

YEAR-BY-YEAR RESULTS

[] MIAMI RANK

OPPONENT RANK

BIG EAST Tournament (New York, N.Y.)

\$ NCAA Tournament (Boston, Mass.)

1999-2000

Record: 23-11, 13-3 BIG EAST

BIG EAST Regular Season Co-Champions

NCAA Sweet 16

Leonard Hamilton, Head Coach

11/19 at UCF	W	81-54
11/23 [24] Monmouth	W	67-46
11/30 [25] Bethune-Cookman	W	102-75
12/4 at Memphis	L	72-82
12/7 Charlotte	L	65-75
12/11 Hartford	W	97-61
12/18 vs. #7/9 North Carolina +	L	78-68
12/20 vs. Louisiana^	L	60-66
12/21 vs. Detroit Mercy^	W	68-64
12/22 vs. Illinois State^	L	78-87
12/27 Florida Atlantic	W	89-52
12/29 Quinnipiac	W	80-66
1/5 West Virginia*	W	66-58
1/8 #7/8 Syracuse*	L	55-67
1/11 at Seton Hall*	W	71-64
1/15 at Georgetown*	L	61-65
1/17 at Villanova*	W	67-66
1/22 Boston College*	W	62-54
1/25 at Notre Dame*	W	63-49
1/29 #16/18 Kentucky	L	57-60
2/1 Pittsburgh*	W	64-60
2/5 at Rutgers*	W	58-52
2/7 Georgetown*	W	77-55
2/16 Providence*	L	45-47
2/19 at #18/18 Connecticut*	W	63-57
2/22 at West Virginia*	W	68-50
2/26 Notre Dame*	W	55-52
2/29 at Pittsburgh*	W	74-66
3/5 #18/21 St. John's*	W OT	74-70
3/9 [23] vs. Notre Dame #	W	61-58
3/10 [23] at #19/20 St. John's #	L	57-58
3/17 [23/25] vs. Arkansas \$	W	75-71
3/19 [23/25] vs. #8/8 Ohio State \$	W	75-62
3/24 [23/25] vs. #18/19 Tulsa \$\$	L	71-80
Season Totals:		2346-2127

+ Orange Bowl Classic (Sunrise, Fla.)

^ San Juan Shootout (Puerto Rico)

* BIG EAST game

BIG EAST Tournament (New York, N.Y.)

\$ NCAA Tournament (Nashville, Tenn.)

\$\$ NCAA Tournament (Austin, Texas)

2000-01

Record: 16-13, 8-8 BIG EAST

NIT

Perry Clark, Head Coach

11/18 at Florida Atlantic	W	76-59
11/21 Columbia	W	65-41
11/25 Northeastern	W	92-86
11/28 at Charlotte	L	63-95
12/4 at #14/12 North Carolina	L	45-67
12/9 UCF	W	83-72
12/16 vs. Nebraska +	L	64-72
12/18 Eastern Illinois	W	83-73
12/21 Memphis	W	66-57
12/27 Lehigh	W	71-52
12/29 Tennessee-Martin	W	70-54
1/3 at Pittsburgh*	L	51-62
1/7 Boston College*	L	72-73
1/10 at Virginia Tech*	L	74-85
1/13 at #24 Boston College*	L	73-82
1/16 at Providence*	W	78-64
1/20 #15/15 Connecticut*	W	77-74
1/22 at St. John's*	L OT	63-67
1/28 Providence*	L	70-80
2/1 #22/25 Seton Hall*	W	72-66
2/6 Virginia Tech*	W	86-61
2/10 St. John's*	L 2OT	79-85
2/13 at #10/7 Syracuse*	W	68-57
2/17 at Villanova*	W	80-62
2/24 at Connecticut*	L	53-60
2/28 West Virginia*	W	73-66
3/3 Villanova*	W	65-53
3/7 vs. Pittsburgh #	L	69-78
3/14 vs. Auburn \$	L	58-60
Season Totals:		2039-1963

+ Orange Bowl Classic (Sunrise, Fla.)

* BIG EAST game

BIG EAST Championship (New York, N.Y.)

\$ NIT (Auburn, Ala.)

2001-02

Record: 24-8, 10-6 BIG EAST

NCAA Tournament

Perry Clark, Head Coach

11/18 vs. Eastern Michigan ^	W	93-56
11/19 vs. UAB ^	W	81-79
11/20 vs. Clemson ^	W	67-65
11/24 Lafayette	W	79-69
11/26 Florida Atlantic	W	74-48
11/29 Howard >	W	87-71
12/3 FIU	W	77-59
12/8 at Texas A&M	W	64-55
12/15 vs. #21/24 Indiana +	W	58-53



YEAR-BY-YEAR RESULTS

[] MIAMI RANK #OPPONENT RANK

12/18 Florida A&M	W	90-62
12/22 Charlotte	W	64-56
12/27 [24/23] at LSU	W	68-61
12/30 [24/23] St. Francis (Pa.)	W	71-48
1/2 [21/21] at #23/24 Georgetown*	W	79-71
1/5 [21/21] at Connecticut*	L	75-76
1/8 [21/20] at St. John's*	L	60-71
1/12 [21/20] at Virginia Tech*	W	77-68
1/15 [24/20] Pittsburgh*	W 2OT	76-69
1/19 [24/20] Providence*	W OT	102-96
1/24 [22/19] Villanova*	W	76-58
1/29 [15/16] Boston College*	L	65-70
2/2 [15/16] #17/22 Connecticut*	W	68-66
2/5 [12/11] at Villanova*	W	65-56
2/10 [12/11] at Boston College*	L	63-76
2/13 [13/11] St. John's*	W	79-56
2/17 [13/11] at Rutgers*	L	61-64
2/23 [17/13] Notre Dame*	L	77-90
2/26 [22/18] at Providence*	W	81-65
3/2 [22/18] Virginia Tech*	W	83-77
3/7 [21/21] vs. Georgetown #	W OT	84-76
3/8 [21/21] vs. #7/7 Pittsburgh#	L	71-76
3/14 [21/21] vs. Missouri \$	L	80-93
Season Totals:		2395-2156

^ Virgin Islands Paradise Jam (St. Thomas, V.I.)
 + Orange Bowl Classic (Miami, Fla. – AA Arena)
 * BIG EAST game
 # BIG EAST Championship (New York, N.Y.)
 \$ NCAA Tournament (Albuquerque, N.M.)
 > 700th program victory

2002-03

Record: 11-17, 4-12 BIG EAST

Perry Clark, Head Coach

11/23 New Hampshire	W	93-58
11/26 Texas A&M	W	78-72
11/30 Savannah State	W	91-57
12/3 at Florida Atlantic	L OT	73-74
12/8 at Florida State	L	55-72
12/15 at Charlotte	L	64-69
12/18 Arkansas-Pine Bluff	W	79-42
12/21 vs. #13/13 Florida +	L 2OT	93-94
12/27 at UCF	W	62-51
12/30 Lehigh	W	68-62
1/4 North Carolina @	W OT	64-61
1/7 at West Virginia*	L	63-68
1/11 at #3/3 Connecticut*	L OT	80-83
1/18 at Seton Hall*	L	53-76
1/20 #11/8 Connecticut*	W	77-76
1/26 Syracuse*	L	49-54
1/29 Providence*	W	60-57

2/2 at St. John's*	L	74-77
2/8 Villanova*	L OT	67-72
2/11 Virginia Tech*	W	85-65
2/15 at Boston College*	L	65-76
2/18 at Providence*	L	63-73
2/22 Georgetown*	L	72-74
2/25 at Villanova*	L	56-75
3/1 Boston College*	L	68-72
3/5 at Virginia Tech*	W	79-71
3/8 St. John's*	L	73-76
3/12 vs. Seton Hall #	L	52-67
Season Totals:		1956-1924

+ Orange Bowl Classic (Miami, Fla. – AA Arena)
 * BIG EAST game
 @ First game at BankUnited Center (now Watsco)
 # BIG EAST Championship (New York, N.Y.)

2003-04

Record: 14-16, 4-12 BIG EAST

Perry Clark, Head Coach

11/21 Lubbock Christian ^	W	86-66
11/23 Louisiana Monroe ^	W	78-60
11/25 vs. Rhode Island &	L	53-54
11/26 vs. Bradley &	L	82-83
12/2 Stetson	W	91-70
12/6 FIU	W	89-72
12/9 UMBC	W	61-52
12/14 Florida State	L	58-67
12/20 vs. Temple +	W	72-66
12/22 North Carolina A&T	W	81-62
12/27 Florida Atlantic	W	76-51
12/30 IPFW	W	75-52
1/3 Savannah State	W	105-65
1/7 at #12/13 North Carolina	L	64-89
1/10 #15/15 Pittsburgh*	L 2OT	84-80
1/14 at St. John's*	W	70-64
1/17 at Virginia Tech*	W	65-59
1/21 Rutgers*	W	73-63
1/25 Villanova*	L	69-76
1/28 at Notre Dame*	L	62-72
1/31 Georgetown*	L OT	80-87
2/4 at Rutgers*	L OT	70-72
2/7 at Georgetown*	L	64-80
2/11 Boston College*	L OT	72-74
2/14 #-/25 Syracuse*	L	74-91
2/18 at #8/8 Connecticut*	L	63-76
2/21 at #19/17 Providence*	L	57-70
2/24 Seton Hall*	L	66-76
3/2 at Villanova*	W	59-56
3/6 West Virginia*	L	53-58
Season Totals:		2148-2067

YEAR-BY-YEAR RESULTS

[] MIAMI RANK

#OPPONENT RANK

^ Las Vegas Tournament (Coral Gables, Fla.)
 & Las Vegas Tournament (Las Vegas, Nev.)
 + Orange Bowl Classic (Miami, Fla. – AA Arena)
 * BIG EAST game

2004-05

Record: 16-13, 7-9 ACC
NIT

Frank Haith, Head Coach

11/20	Wofford	W	67-64
11/23	South Carolina State	L	50-60
11/27	vs. Xavier +	L OT	70-83
11/29	Florida Atlantic	W	84-68
12/4	at #19/18 Florida	W	72-65
12/7	at FIU	W	80-67
12/12	Massachusetts	W	80-53
12/18	Stetson	W	81-50
12/23	Tennessee Tech >	W	69-57
12/30	Appalachian State	W	80-63
1/2	Norfolk State	W	76-58
1/6	at #9/10 Georgia Tech*	L	69-80
1/9	#/24 NC State*	W	67-66
1/12	at Virginia*	W	91-80
1/15	Florida State*	W	64-63
1/19	#4/4 Duke*	L	83-92
1/22	at #6/6 North Carolina*	L	67-87
1/26	Clemson*	W	69-65
1/29	at #5/5 Wake Forest*	L	82-94
2/2	Virginia Tech*	L	63-73
2/5	#22/24 Maryland*	W OT	75-73
2/12	at Clemson*	W	83-77
2/15	#5/5 Wake Forest*	L	63-68
2/19	at Virginia Tech*	L	58-71
2/22	at Florida State*	W	65-49
2/26	Georgia Tech*	L	72-76
3/3	at #6/6 Duke*	L	59-83
3/10	vs. Virginia #	L	65-66
3/15	at South Carolina \$	L	67-69

Season Totals: 2071-2020

+ Orange Bowl Classic (Miami, Fla. – AA Arena)

* ACC Game

ACC Tournament (Washington, D.C.)

\$ NIT (Columbia, S.C.)

> 750th program victory

2005-06

Record: 18-16, 7-9 ACC
NIT

Frank Haith, Head Coach

11/13	vs. Texas Arlington ^	W	76-65
11/14	vs. Air Force ^	L	53-57
11/15	vs. Green Bay ^	W	80-54
11/19	Morgan State	W	83-51
11/22	North Carolina A&T	W	87-62
11/27	at Temple	L	56-73
11/29	at Michigan @	L	53-74
12/3	Birmingham-Southern	W	82-55
12/10	Wofford	W	71-40
12/18	at #21/19 NC State*	L	69-81
12/22	#5/5 Florida	L	67-77
12/27	Stetson	W	65-56
12/31	vs. #10/10 Louisville +	L	43-58
1/2	Sacred Heart	W	63-57
1/7	#14/12 Maryland*	W	84-70
1/14	at #20/20 North Carolina*	W	81-70
1/18	Clemson*	W	62-38
1/21	#21/21 Boston College*	L	61-65
1/24	at Virginia*	L	51-71
1/29	at Florida State*	W OT	84-78
1/31	Wake Forest*	W	78-69
2/4	at Georgia Tech*	W	70-53
2/8	#16/15 NC State*	L 2OT	77-86
2/12	#23/24 North Carolina*	L	70-80
2/16	at #13/15 Boston College*	L	54-65
2/19	at #2/2 Duke*	L	71-92
2/22	Virginia Tech*	W	70-59
3/1	at Maryland*	L	61-65
3/5	Florida State*	L	64-67
3/9	vs. Clemson #	W	66-63
3/10	vs. #3/3 Duke #	L	76-80
3/15	Oklahoma State \$	W	62-59
3/20	at Creighton \$\$	W	53-52
3/22	at Michigan \$\$\$	L	65-71

Season Totals: 2308-2213

^ BCA Classic (Seattle, Wash.)

@ ACC/Big Ten Challenge

+ Orange Bowl Classic (Sunrise, Fla.)

* ACC Game

ACC Tournament (Greensboro, N.C.)

\$ NIT (Coral Gables, Fla.)

\$\$ NIT (Omaha, Neb.)

\$\$\$ NIT (Ann Arbor, Mich.)



YEAR-BY-YEAR RESULTS

[] MIAMI RANK

#OPPONENT RANK

2006-07

Record: 12-20, 4-12 ACC

Frank Haith, Head Coach

11/11	FIU	W	73-50
11/14	Alcorn State	W	96-57
11/17	at Evansville ^	W	74-69
11/18	vs. Buffalo ^	L	57-60
11/19	vs. Cleveland State ^	L	67-78
11/25	Lafayette	W	98-66
11/28	at Northwestern @	L	59-61
12/3	#21/25 Georgia Tech*	W	90-82
12/9	Lehigh	W	79-58
12/11	Mississippi State	L	52-70
12/16	Stetson	W	89-64
12/20	Binghamton	L	74-79
12/23	at Louisville	L	59-82
12/30	vs. Nebraska +	L	67-82
1/2	at Massachusetts	W	72-71
1/6	Wake Forest*	L	58-59
1/10	at #1/25 Maryland*	W	63-58
1/14	#11/11 Duke*	L	63-85
1/16	at Boston College*	L	63-82
1/20	at Florida State*	L	67-86
1/23	#24/23 Virginia Tech*	L	85-92
1/31	at #3/3 North Carolina*	L	64-105
2/3	at Virginia*	L	70-81
2/7	Boston College*	L	68-75
2/10	NC State*	W	80-65
2/17	at Wake Forest*	L	69-74
2/21	#24/19 Virginia*	W	68-60
2/24	at Virginia Tech*	L	57-73
2/28	at Clemson*	L OT	70-74
3/3	Florida State*	L OT	90-98
3/8	vs. #17/21 Maryland #	W	67-62
3/9	vs. Boston College #	L OT	71-74

Season Totals: 2279-2332

^ American Youth Classic (Evansville, Ill.)

@ ACC/Big Ten Challenge

+ Orange Bowl Classic (Sunrise, Fla.)

* ACC Game

ACC Tournament (Tampa, Fla.)

2007-08

Record: 23-11, 8-8 ACC

NCAA Tournament

Frank Haith, Head Coach

11/9	Florida Southern	W	104-61
11/15	vs. Marist ^	W	85-61
11/16	vs. VCU ^	W	69-63
11/18	vs. Providence ^	W	64-58
11/24	Morgan State	W	55-51

11/28	Alabama State	W	83-74
12/2	St. John's	W	66-47
12/8	at FIU	W	67-53
12/13	at Mississippi State	W	64-58
12/17	[22/22] Stetson	W	89-53
12/20	[22/22] North Florida >	W	85-63
12/23	[22/22] North Carolina A&T	W	95-64
12/29	[19/19] vs. Winthrop +	L	70-76
1/2	Penn	W	88-62
1/12	[25] Georgia Tech*	W	78-68
1/15	[21/24] at Boston College*	L	66-76
1/19	[21/24] at NC State*	L OT	77-79
1/23	#5/4 North Carolina*	L	82-98
1/27	#1/25 Clemson*	W	75-72
1/29	at Wake Forest*	L	68-70
2/2	at #3/3 Duke*	L	73-88
2/6	Florida State*	L	55-62
2/9	at Virginia Tech*	W	74-71
2/17	at Georgia Tech*	W	64-63
2/20	#5/4 Duke*	W	96-95
2/23	Maryland*	W	78-63
2/27	at Clemson*	L	69-79
3/1	Virginia*	W	95-93
3/5	Boston College*	W	74-61
3/8	at Florida State*	L OT	72-75
3/13	vs. NC State #	W	63-50
3/14	vs. Virginia Tech #	L	49-63
3/21	vs. St. Mary's (Calif.) \$	W	78-64
3/23	vs. #7/7 Texas \$	L	72-75
Season Totals:			2542-2309

^ Puerto Rico Tip-Off Classic (San Juan, P.R.)

+ Orange Bowl Classic (Sunrise, Fla.)

* ACC Game

ACC Tournament (Charlotte, N.C.)

\$ NCAA Tournament (Little Rock, Ark.)

> 800th program victory

2008-09

Record: 19-13, 7-9 ACC

NIT

Frank Haith, Head Coach

11/15	[17/16] Florida Southern	W	96-60
11/21	[17/16] vs. Southern Miss ^	W	70-60
11/23	[17/16] vs. #2/2 Connecticut^	L	63-76
11/24	[22/21] vs. San Diego ^	W	80-45
11/29	[22/21] Stetson	W	79-65
12/2	[21/22] Ohio State @	L	68-73
12/6	[21/22] at Kentucky	W	73-67
12/12	[25] FIU	W	76-50
12/14	[25] Robert Morris	W	70-62
12/21	#25/25 Clemson*	L	72-91

YEAR-BY-YEAR RESULTS

[] MIAMI RANK #OPPONENT RANK

12/27	at St. John's	W	70-56
12/31	North Florida	W	94-41
1/3	NC Central	W	76-42
1/5	Florida Atlantic	W	85-69
1/10	at #24/17 Boston College*	W	77-71
1/14	Maryland*	W	62-60
1/17	at #5/6 North Carolina*	L	65-82
1/21	Florida State*	W	75-69
1/25	Virginia Tech*	L OT	83-88
1/27	at NC State*	L OT	81-84
1/31	at Maryland*	L	68-73
2/4	#7/6 Wake Forest*	W	79-52
2/7	at #4/3 Duke*	L OT	75-78
2/15	#3/3 North Carolina*	L	65-69
2/18	at Florida State*	L	67-80
2/21	Boston College*	W	69-58
2/26	at Virginia*	W	62-55
3/4	at Georgia Tech*	L	68-78
3/7	NC State*	W	72-64
3/12	vs. Virginia Tech #	L	47-65
3/18	at Providence \$	W	78-66
3/20	at Florida \$\$	L	60-74
Season Totals:			2325-2123

^ Paradise Jam (U.S. Virgin Islands)
 @ ACC/Big Ten Challenge
 * ACC Game
 # ACC Tournament (Atlanta, Ga.)
 \$ NIT (Providence, R.I.)
 \$\$ NIT (Gainesville, Fla.)

2009-10

Record: 20-13, 4-12 ACC
Frank Haith, Head Coach

11/14	NC Central	W	83-53
11/16	Nova Southeastern	W	108-58
11/19	vs. Tulane ^	W	74-54
11/20	vs. UNC Wilmington ^	W	67-60
11/22	vs. South Carolina ^	W	85-70
11/25	FGCU	W	77-58
11/28	USC Upstate	W	70-41
12/2	Minnesota @	W	63-58
12/6	at Boston College*	L	60-61
12/12	South Carolina State	W	91-54
12/16	at Stetson	W	69-49
12/19	vs. Florida Atlantic +	W	87-69
12/21	North Carolina A&T	W	80-59
12/30	Bethune-Cookman	W	73-55
1/3	at Pepperdine	W	86-63
1/9	Wake Forest*	W	67-66
1/13	[23/RV] at Virginia Tech*	L	66-81
1/16	[23/RV] at Virginia*	L	57-75

1/19	Boston College*	L	75-79
1/26	at Maryland*	L	59-81
1/31	Virginia Tech*	W	82-75
2/2	at Wake Forest*	L	53-62
2/6	at Florida State*	L	65-71
2/10	#20/20 Georgia Tech*	W	64-62
2/13	at Clemson*	L	66-74
2/17	#6/6 Duke*	L	74-81
2/23	Virginia*	W	74-62
2/27	NC State*	L	66-71
3/2	at North Carolina*	L	62-69
3/6	Florida State*	L	60-61
3/11	vs. Wake Forest #	W	83-62
3/12	vs. Virginia Tech #	W	70-65
3/13	vs. #4/4 Duke #	L	74-77
Season Totals:			2390-2136

^ Charleston Classic (Charleston, S.C.)
 @ Big Ten/ACC Challenge
 + Orange Bowl Classic (Sunrise, Fla.)
 * ACC Game
 # ACC Tournament (Greensboro, N.C.)

2010-11

Record: 21-15, 6-10 ACC
NIT

Frank Haith, Head Coach

11/12	Jacksonville	W	89-77
11/15	at #19/19 Memphis	L	68-72
11/19	NC Central	W	88-65
11/21	at Rutgers	L	45-61
11/24	McNeese State	W	79-59
11/27	at FGCU	W	87-75
11/30	Ole Miss	W	86-73
12/4	West Virginia	W	79-76
12/12	Stetson	W	68-54
12/18	vs. UCF +	L	78-84
12/21	vs. Oral Roberts ^	W	69-56
12/22	vs. Rice ^	W	73-67
12/23	vs. Akron ^	W	69-61
12/30	Pepperdine	W	94-59
1/2	at #1/1 Duke*	L	63-74
1/8	at Clemson*	L	72-79
1/15	Boston College*	W	72-71
1/19	Florida State*	L	53-55
1/23	at NC State*	L	70-72
1/26	North Carolina*	L	71-74
1/30	at Virginia Tech*	L	68-72
2/3	Georgia Tech*	W	59-57
2/5	Virginia*	W OT	70-68
2/9	at Wake Forest*	W	74-73
2/13	#5/5 Duke*	L	71-81



YEAR-BY-YEAR RESULTS

[] MIAMI RANK #OPPONENT RANK

2/15	at UNC Greensboro	W	78-58
2/20	Clemson*	L	59-63
2/23	at Boston College*	W	73-64
2/26	at Florida State*	L	59-65
3/2	Maryland*	W	80-66
3/6	at Georgia Tech*	L	57-66
3/10	vs. Virginia #	W OT	69-62
3/11	vs. #6/7 North Carolina #	L	59-61
3/16	Florida Atlantic \$	W	85-62
3/21	Missouri State \$	W	81-72
3/23	at Alabama \$\$	L	64-79
Season Totals:			2579-2433

^ Las Vegas Holiday Hoops Classic
 + Orange Bowl Classic (Sunrise, Fla.)
 * ACC Game
 # ACC Tournament (Atlanta, Ga.)
 \$ NIT (Coral Gables, Fla.)
 \$\$ NIT (Tuscaloosa, Ala.)

2011-12

Record: 20-13, 9-7 ACC

NIT

Jim Larrañaga, Head Coach

11/11	Tennessee Tech	W	69-58
11/15	Rutgers	W	72-57
11/19	North Florida	W	75-62
11/22	FGCU	W	60-50
11/25	at Ole Miss	L OT	61-64
11/29	at Purdue @	L	65-76
12/3	Massachusetts	W	83-75
12/6	#21/20 Memphis	L	54-71
12/10	at West Virginia	L	66-77
12/17	vs. Florida Atlantic +	W 2OT	93-90
12/22	at Charlotte	W	76-61
12/30	Appalachian State	W	84-54
1/2	UNC Greensboro	W	99-89
1/7	at #21/23 Virginia*	L	51-52
1/10	at #3/3 North Carolina*	L	56-73
1/18	Clemson*	W	76-73
1/22	NC State*	L	73-78
1/24	at Georgia Tech*	W	64-49
1/29	at Boston College*	W	76-54
2/1	Maryland*	W 2OT	90-86
2/5	at #7/5 Duke*	W OT	78-74
2/9	Virginia Tech*	W	65-49
2/11	at #15/17 Florida State*	L	59-64
2/15	#8/7 North Carolina*	L	64-73
2/18	Wake Forest*	W	74-56
2/21	at Maryland*	L	70-75
2/26	#15/16 Florida State*	W	78-62
2/29	at NC State*	L	73-77

3/3	Boston College*	W	77-56
3/8	vs. Georgia Tech #	W	54-36
3/9	vs. #17/17 Florida State #	L	71-82
3/14	Valparaiso \$	W	66-50
3/19	Minnesota \$	L	60-78
Season Totals:			2332-2181

@ ACC/Big Ten Challenge
 + Orange Bowl Classic (Sunrise, Fla.)
 * ACC game
 # ACC Tournament (Atlanta, Ga.)
 \$ NIT (Coral Gables, Fla.)

2012-13

Record: 29-7, 15-3 ACC

ACC Champions

NCAA Sweet 16

Jim Larrañaga, Head Coach

11/9	Stetson	W	87-79
11/13	at FGCU	L	51-63
11/16	Jacksonville	W	73-57
11/24	Detroit	W	77-62
11/28	#13/14 Michigan State @	W	67-59
12/1	at Massachusetts	W	75-62
12/14	Charlotte	W	77-46
12/18	at UCF	W	72-50
12/22	at Hawaii ^>	W	73-58
12/23	vs. #4/5 Arizona ^	L	50-69
12/25	vs. Indiana State ^	L OT	55-57
1/2	La Salle	W	76-59
1/5	at Georgia Tech*	W	62-49
1/10	at North Carolina*	W	68-59
1/13	Maryland*	W	54-47
1/16	at Boston College*	W	60-59
1/23	[25/RV] #1/1 Duke*	W	90-63
1/27	[25/RV] Florida State*	W	71-47
1/30	[14/15] at Virginia Tech*	W	73-64
2/2	[14/15] at #19/19 NC State*W	W	79-58
2/5	[8/11] Boston College*	W	72-50
2/9	[8/11] North Carolina*	W	87-61
2/13	[3/4] at Florida State*	W	74-68
2/17	[3/4] at Clemson*	W	45-43
2/19	[2/2] Virginia*	W	54-50
2/23	[2/2] at Wake Forest*	L	65-80
2/27	[5/7] Virginia Tech*	W	76-58
3/2	[5/7] at #3/3 Duke*	L	76-79
3/6	[6/7] Georgia Tech*	L	69-71
3/9	[6/7] Clemson*	W	62-49
3/15	[9/10] vs. Boston College #	W	69-58
3/16	[9/10] vs. NC State #	W	81-71
3/17	[9/10] vs. North Carolina #	W	87-77
3/22	[5/4] vs. Pacific \$	W	78-49

YEAR-BY-YEAR RESULTS [] MIAMI RANK # OPPONENT RANK

3/24 [5/4] vs. Illinois \$ W 63-59
 3/28 [5/4] vs. #15/16 Marquette \$\$ L 61-71
 Season Totals: 2509-2181

* ACC Game

@ Big Ten/ACC Challenge

^ Diamond Head Classic (Honolulu, Hawaii)

ACC Tournament (Greensboro, N.C.)

\$ NCAA Tournament (Austin, Texas)

\$\$ NCAA Sweet 16 (Washington, D.C.)

> 900th program victory

2013-14

Record: 17-16, 7-11 ACC

Jim Larrañaga, Head Coach

11/8 St. Francis Brooklyn L OT 62-66
 11/11 Georgia Southern W OT 81-80
 11/14 Texas Southern W 84-69
 11/18 at College of Charleston & W 70-54
 11/21 UCF L 58-63
 11/28 vs. George Washington ^ L OT 63-71
 11/29 vs. Cal State Fullerton ^ W 48-46
 12/1 vs. Arizona State ^ W 60-57
 12/4 at Nebraska @ L 49-60
 12/8 Virginia Tech* L OT 60-61
 12/19 at Savannah State W 68-51
 12/22 La Salle W 71-58
 12/30 Loyola (MD) W 71-48
 1/4 at #2/2 Syracuse* L 44-49
 1/8 at North Carolina* W 63-57
 1/15 Florida State* L 53-63
 1/18 at Georgia Tech* W 56-42
 1/22 #18/18 Duke* L 46-67
 1/25 #2/2 Syracuse* L 52-64
 1/29 at Maryland* L 71-74
 2/1 Norfolk State W 64-49
 2/5 #25/22 Pittsburgh* L OT 55-59
 2/8 NC State* L 55-56
 2/10 at Florida State* W 77-73
 2/15 at Virginia Tech* L 45-52
 2/19 Notre Dame* W 71-64
 2/22 Boston College* W 69-42
 2/26 at #12/11 Virginia* L 40-65
 3/1 at NC State* W 80-65
 3/4 at Clemson* L 54-58
 3/8 Wake Forest* W 69-56
 3/12 vs. Virginia Tech # W 57-53
 3/13 vs. NC State # L 58-67
 Season Totals: 2209-1964

& Wooden Legacy (Charleston, S.C.)
 ^ Wooden Legacy (Anaheim, Calif.)
 @ Big Ten/ACC Challenge

* ACC Game

ACC Tournament (Greensboro, N.C.)

2014-15

Record: 25-13, 10-8 ACC

NIT Championship Game

Jim Larrañaga, Head Coach

11/14 Howard W 84-49
 11/17 at #8/7 Florida W 69-67
 11/20 vs. Drexel ^ W 66-46
 11/21 vs. Akron ^ W 79-51
 11/23 vs. Charlotte ^ W 77-58
 11/25 [17/20] at Charlotte & W 77-74
 11/28 [17/20] South Alabama W 87-75
 12/2 [15] #24/25 Illinois @ W 70-61
 12/6 [15] Green Bay L 55-68
 12/8 [20/21] Savannah State W 70-39
 12/19 [18/19] Eastern Kentucky L 44-72
 12/22 vs. Providence % L 62-76
 12/30 College of Charleston W 67-40
 1/3 #3/3 Virginia* L 2OT 80-89
 1/10 Boston College* W 60-56
 1/13 at #4/4 Duke* W 90-74
 1/17 at #12/12 Notre Dame* L 70-75
 1/22 NC State* W 65-60
 1/24 at Syracuse* W 66-62
 1/28 [23] Georgia Tech* L 50-70
 2/1 [23] at Florida State* L 54-55
 2/3 #9/8 Louisville* L 55-63
 2/8 Clemson* W 56-45
 2/11 at Wake Forest* L 70-72
 2/16 at Boston College* W 2OT 89-86
 2/18 Virginia Tech* W 76-52
 2/21 at #12/12 Louisville* L 53-55
 2/25 Florida State* W 81-77
 2/28 #15/18 North Carolina* L 64-73
 3/4 at Pittsburgh* W 67-63
 3/7 at Virginia Tech* W 82-61
 3/11 vs. Virginia Tech # W 59-49
 3/12 vs. #11/9 Notre Dame # L 63-70
 3/17 NC Central \$ W 75-71
 3/21 Alabama \$ W 73-66
 3/24 at Richmond \$\$ W 63-61
 3/31 vs. Temple \$\$\$ W 60-57
 4/2 vs. Stanford \$\$\$ L OT 64-66
 Season Totals: 2592-2404

^ Gildan Charleston Classic (Charleston, S.C.)
 & Gildan Charleston Classic (Charlotte, N.C.)

@ ACC/Big Ten Challenge
 % Brooklyn Holiday Hoops Invitational, (N.Y.)

* ACC Game



YEAR-BY-YEAR RESULTS

[] MIAMI RANK

#OPPONENT RANK

ACC Tournament (Greensboro, N.C.)
\$ NIT (Coral Gables, Fla.)
\$\$ NIT (Richmond, Va.); \$\$\$ NIT (New York, N.Y.)

2015-16

Record: 27-8, 13-5 ACC

NCAA Sweet 16

Jim Larrañaga, Head Coach

11/13 UT Rio Grande Valley	W	86-59
11/16 Louisiana	W	93-77
11/19 vs. Mississippi State ^	W	105-79
11/20 vs. #16/16 Utah ^	W	90-66
11/22 vs. #22/20 Butler ^	W	85-75
11/27 [15/19] Northeastern	L	77-78
12/1 [21] at Nebraska @	W OT	77-72
12/5 [21] Charlotte	W	88-60
12/8 [17/20] Florida	W	66-55
12/19 [15/19] College of Charleston	W	85-63
12/22 [13/16] at La Salle	W	95-49
12/29 [13/15] Princeton	W	76-64
1/2 [13/15] Syracuse*	W	64-51
1/9 [12/11] Florida State*	W	72-59
1/12 [8/9] at #13/11 Virginia*	L	58-66
1/16 [8/9] at Clemson*	L	65-76
1/20 [15/14] at Boston College*	W	67-53
1/23 [15/14] Wake Forest*	W	77-63
1/25 [15/13] #24/20 Duke*	W	80-69
1/30 [15/13] at NC State*	L	69-85
2/3 [17/15] Notre Dame*	W	79-70
2/7 [17/15] at Georgia Tech*	W	75-68
2/9 [12/11] Pittsburgh*	W	65-63
2/14 [12/11] at Florida State*	W	67-65
2/17 [11/10] Virginia Tech*	W	65-49
2/20 [11/10] at #5/4 North Carolina*	L	71-96
2/22 [12/11] #3/3 Virginia*	W	64-61
2/27 [12/11] #11/- Louisville*	W	73-65
3/2 [7] at Notre Dame*	W	68-50
3/5 [7] at Virginia Tech*	L	62-77
3/10 [11] vs. Virginia Tech #	W	88-82
3/11 [11] vs. #4 Virginia #	L	68-73
3/17 [10/11] vs. Buffalo \$	W	79-72
3/19 [10/11] vs. Wichita State \$	W	65-57
3/24 [10/11] vs. #6/6 Villanova \$\$	L	69-92

Season Totals: 2633-2359

^ Puerto Rico Tip-Off (San Juan, P.R.)

@ Big Ten/ACC Challenge

* ACC Game

ACC Tournament (Washington, D.C.)

\$ NCAA Tournament (Providence, R.I.)

\$\$ NCAA Tournament (Louisville, Ky.)

2016-17

Record: 21-12, 10-8 ACC

NCAA Tournament

Jim Larrañaga, Head Coach

11/11 Western Carolina	W	92-43
11/16 at North Florida	W	94-56
11/19 Penn	W	74-62
11/24 vs. Stanford ^	W	67-53
11/25 vs. #21/22 Iowa State ^	L	56-73
11/27 vs. Florida ^	L	56-65
11/30 Rutgers @	W	73-61
12/3 vs. Wofford %	W	74-57
12/6 South Carolina State	W	82-46
12/16 Florida Atlantic	W	76-56
12/22 George Washington >	W	72-64
12/28 Columbia	W	78-67
12/31 NC State *	W	81-63
1/4 at Syracuse *	L	55-70
1/12 #20/20 Notre Dame *	L	62-67
1/14 at Pittsburgh *	W	72-46
1/18 at Wake Forest *	L	79-96
1/21 at #18/18 Duke *	L	58-70
1/25 Boston College *	W	78-77
1/28 #9/6 North Carolina *	W	77-62
2/1 #15/16 Florida State *	L	57-75
2/4 at NC State *	W	84-79
2/8 Virginia Tech *	W	74-68
2/11 at #4/4 Louisville *	L	66-71
2/15 Georgia Tech *	W	70-61
2/18 Clemson *	W	71-65
2/20 at #18/19 Virginia *	W OT	54-48
2/25 #10/11 Duke *	W	55-50
2/27 [25/25] at Virginia Tech *	L	61-66
3/4 [25/25] at #15/17 Florida State *	L	57-66
3/8 vs. Syracuse #	W	62-57
3/9 vs. #6/6 North Carolina #	L	53-78
3/17 vs. Michigan State \$	L	58-78

Season Totals: 2278-2116

^ AdvoCare Invitational, Orlando, Fla.

@ ACC/Big Ten Challenge

% Hoophall Miami Invitational (Miami, Fla. - AA Arena)

* ACC Game

ACC Tournament (Brooklyn, N.Y.)

\$ NCAA Tournament (Tulsa, Okla.)

> 1,000th program victory

YEAR-BY-YEAR RESULTS

[] MIAMI RANK

#OPPONENT RANK

2017-18

Record: 22-10, 11-7 ACC

NCAA Tournament

Jim Larrañaga, Head Coach

11/10 [13/12]	Gardner-Webb	W	77-45
11/12 [13/12]	Navy	W	89-55
11/16 [11/12]	Florida A&M	W	90-59
11/22 [11/11]	vs. La Salle!	W	57-46
11/25 [11/11]	North Florida	W	86-65
11/29 [10/13]	at #12/12 Minnesota @	W	86-81
12/2 [10/13]	vs. Princeton %	W	80-52
12/5 [10/11]	Boston University	W	69-54
12/16 [6/8]	at George Washington	W	59-50
12/22 [6/7]	at Hawaii^	W	75-57
12/23 [6/7]	vs. New Mexico State ^	L	54-63
12/25 [15/16]	vs. Middle Tennessee ^	W	84-81
12/30 [15/16]	at Pittsburgh*	W	67-53
1/3 [15/17]	at Georgia Tech*	L	54-64
1/7 [15/17]	#24/RV Florida State*	W	80-74
1/13 [18/19]	at #19/17 Clemson*	L	63-72
1/15 [25/23]	#5 Duke*	L	75-83
1/21 [25/23]	at NC State*	W	86-81
1/24 [RV/24]	Louisville*	W OT	78-75
1/27 [RV/24]	at Florida State*	L OT	94-103
1/31	Pittsburgh*	W	69-57
2/3	at Virginia Tech*	W	84-75
2/7 [25/25]	Wake Forest*	W	87-81
2/10 [25/25]	at Boston College*	L	70-72
2/13 #1/3	Virginia*	L	50-59
2/17	Syracuse*	L	55-62
2/19	at Notre Dame*	W	77-74
2/24	Boston College*	W	79-78
2/27	at #9/9 North Carolina*	W	91-88
3/3	Virginia Tech*	W	69-68
3/8 [24/25]	vs. #12/11 UNC #	L	65-82
3/15 [22/24]	vs. Loyola Chicago \$	L	62-64
Season Totals:			2361-2173

! Reading, Pa.

@ Big Ten/ACC Challenge

% Hoophall Miami Invitational (Miami, Fla. –AAArena)

^ Diamond Head Classic (Honolulu, Hawaii)

* ACC Game

ACC Tournament (Brooklyn, N.Y.)

\$ NCAA Tournament (Dallas, Texas)

2018-19

Record: 14-18, 5-13 ACC

Jim Larrañaga, Head Coach

11/9	Lehigh	W	83-62
11/13	Stephen F. Austin	W	96-58
11/17	Bethune-Cookman	W	78-70
11/22	La Salle ^	W	85-49
11/23	Fresno State ^	W	78-76
11/25	Seton Hall ^	L	81-83
11/28	Rutgers @	L	54-57
12/1	Yale %	L	54-57
12/4	at Penn	L	75-89
12/19	Houston Baptist	W	80-73
12/22	Florida Atlantic	W	75-55
12/29	Campbell	W	73-62
1/3	#18/19 NC State*	L	82-87
1/6	at Louisville*	L	73-90
1/9	at #13/13 Florida State*	L	62-68
1/12	Wake Forest*	W	76-65
1/19	#13/15 North Carolina*	L	76-85
1/24	at Syracuse*	L	53-73
1/27	#RV/23 Florida State*	L	66-78
1/30	#12/11 Virginia Tech*	L	70-82
2/2	at #3 Virginia*	L	46-56
2/6	Notre Dame*	W	62-47
2/9	at #8 North Carolina*	L OT	85-88
2/13	Clemson*	W	65-64
2/17	at Boston College*	L	57-64
2/23	Georgia Tech*	W	80-65
2/26	at Wake Forest*	L	75-76
3/2	at #3/2 Duke*	L	57-87
3/5	Pittsburgh*	W	76-63
3/8	at #15/16 Virginia Tech*	L	70-84
3/12	Wake Forest #	W	79-71
3/13	#16/15 Virginia Tech #	L	56-71
Season Totals:			2297-2275

@ ACC/Big Ten Challenge

% Hoophall Miami Invitational (Miami, Fla. –AAArena)

^ Wooden Legacy (Fullerton, Calif.)

* ACC Game

ACC Tournament (Charlotte, N.C.)

2019-20

Record: 15-16, 7-13 ACC

Jim Larrañaga, Head Coach

11/5	#5/5 Louisville*	L	74-87
11/8	Florida Atlantic	W	74-60
11/12	at UCF	W	79-70
11/16	Quinnipiac	W	80-52
11/21	vs. Missouri State ^	W	74-70
11/22	vs. Florida ^	L	58-78



YEAR-BY-YEAR RESULTS

[] MIAMI RANK #OPPONENT RANK

11/24 vs. Connecticut ^	L	55-80
12/2 at Illinois @	W	81-79
12/14 Alabama A&M	W	88-74
12/17 vs. Temple %	W	78-77
12/21 Coppin State	W	91-60
12/31 at Clemson*	W OT	73-68
1/4 #2/2 Duke*	L	62-95
1/7 at 13/11 Louisville*	L	58-74
1/12 Pittsburgh*	W	66-58
1/15 at NC State*	L	63-80
1/18 #9/9 Florida State*	L OT	79-83
1/21 at #8/8 Duke*	L	59-89
1/25 at North Carolina*	L	71-94
1/28 Virginia Tech*	W	71-61
2/2 at Pittsburgh*	L	57-62
2/5 NC State*	L	72-83
2/8 at #8/8 Florida State*	L	81-99
2/12 Boston College*	W	85-58
2/15 Wake Forest*	W	71-54
2/19 at Virginia Tech*	W 3OT	102-95
2/23 at Notre Dame*	L	71-87
2/29 at Georgia Tech*	L	57-63
3/4 #22/22 Virginia*	L	44-46
3/7 Syracuse*	W OT	69-65
3/11 vs. Clemson #	L	64-69
Season Totals:		2207-2270

1/30 at Wake Forest*	L	54-66
2/1 Duke*	W	77-75
2/6 #16/16 Virginia Tech*	L OT	76-80
2/14 at Notre Dame*	L	61-71
2/20 Georgia Tech*	L	60-87
2/24 #11/9 Florida State*	L	71-88
2/27 at Clemson*	L	58-66
3/1 at #21/20 Virginia*	L	51-62
3/5 Boston College*	W	80-76
3/9 vs. Pittsburgh #	W	79-73
3/10 vs. Clemson #	W	67-64
3/11 vs. Georgia Tech #	L	66-70
* ACC Game		
@ ACC/Big Ten Challenge		
# ACC Tournament (Greensboro, N.C.)		

* ACC Game

^ Charleston Classic (Charleston, S.C.)

@ Big Ten/ACC Challenge

% Air Force Reserve Basketball Hall of Fame Invitational (Brooklyn, N.Y.)

ACC Tournament (Greensboro, N.C.)

2020-21

Record: 10-17, 4-15 ACC

Jim Larrañaga, Head Coach

11/29 North Florida	W	77-59
12/4 Stetson	W	82-60
12/8 Purdue @	W	58-54
12/12 FGCU	L	62-66
12/16 Pittsburgh*	L	55-70
12/19 Jacksonville	W	73-64
12/29 at #24/RV Virginia Tech*	L	78-80
1/2 Clemson*	L	65-66
1/5 North Carolina*	L	65-67
1/9 at NC State*	W	64-59
1/12 at Boston College*	L	62-84
1/16 #16/18 Louisville*	W	78-72
1/19 at Syracuse*	L	57-83
1/24 Notre Dame*	L	59-73
1/27 at #16/16 Florida State*	L	59-81

2021-22 SCHEDULE

OCT. 20	VS NOVA SOUTHEASTERN (EXHIB.)
NOV. 9	VS CANISIUS
NOV. 13	VS UCF
NOV. 16	@ FAU
NOV. 21	VS FLORIDA A&M
NOV. 25	VS DAYTON
NOV. 26	VS KANSAS/NORTH TEXAS
NOV. 28	VS TBD
DEC. 1	@ PENN STATE
DEC. 4	VS CLEMSON
DEC. 8	VS LIPSCOMB
DEC. 12	VS FORDHAM
DEC. 20	VS STETSON
DEC. 29	VS NC STATE
JAN. 1	VS WAKE FOREST
JAN. 5	VS SYRACUSE
JAN. 8	@ DUKE
JAN. 11	@ FLORIDA STATE
JAN. 18	VS NORTH CAROLINA
JAN. 22	VS FLORIDA STATE
JAN. 26	@ VIRGINIA TECH
JAN. 29	@ GEORGIA TECH
FEB. 2	VS NOTRE DAME
FEB. 5	@ VIRGINIA
FEB. 9	VS GEORGIA TECH
FEB. 12	@ WAKE FOREST
FEB. 16	@ LOUISVILLE
FEB. 19	VS VIRGINIA
FEB. 22	@ PITTSBURGH
FEB. 26	@ VIRGINIA TECH
MAR. 2	@ BOSTON COLLEGE
MAR. 5	@ SYRACUSE

HOME

AWAY

NEUTRAL

MIAMI HURRICANES MEN'S BASKETBALL

IT'S ALL ABOUT THE U



fms bonds, Inc.



MIAMI