



STETSON HATTERS

2021-22 BASKETBALL NOTES

Stetson University Athletic Communications • 421 N. Woodland Blvd., Unit 8359 • DeLand, FL 32723
Basketball Contact: Mark Weaver • mweaver3@stetson.edu • @weaves_17 • Office: 386.822.8937 • Mobile: 845.554.2294

GAME #11 THE HURRICANES

Stetson (4-6) vs Miami (8-3)

Dec. 20, 2021 • Watsco Center (7972) • Coral Gables, Florida

THE MATCHUP



STETSON
2021-22 RECORD
4-6

LAST GAME
vs Col. of Charleston
W, 67-59

HEAD COACH
Donnie Jones
Pikeville (1988)
3rd Season

LEADERS

SCORING (ppg)
Rob Perry, 13.7
Chase Johnston, 12.5

REBOUNDS/pg
Josh Smith, 6.1
Rob Perry, 5.6

ASSISTS/pg
Stephan Swenson, 5.0
Giancarlo Valdez, 2.1



University of Miami
2021-22 RECORD
8-3

LAST GAME
at Fordham
W, 72-66

HEAD COACH
Jim Larrañaga
Providence (1971)
10th Season

LEADERS

SCORING (ppg)
Kameron McGusty, 17.6
Isaiah Wong, 15.4

REBOUNDS/pg
Kameron McGusty, 5.6
Jordan Miller, 5.5

ASSISTS/pg
Charlie Moore, 3.0
Kameron McGusty, 1.9

UNDER THE HAT

•Head coach Donnie Jones is in his third season at the helm of the Hatters. He led Stetson to a 12-15 record last season as the Hatters became the first No.7 seed to win its quarterfinal contest since the Hatters pulled it off in 2016 against NJIT.

•On Dec. 16 Stetson ended its 12-game losing streak to College of Charleston as the Hatters topped the Cougars 67-59

•Christiaan Jones recorded a season-high 23 points against CoC

•Stetson has held its opponents to less than 60 points per game for three straight games

•Hatters have not beaten the Canes since Feb. 8, '17

•Last faced Miami on 12/4/20 (L, 82-60)

•Donnie Jones last faced Larrañaga and the Hurricanes back on 11/21/13 when his UCF Knights topped the Canes 63-58

•Jones and Larrañaga faced off in the 2006 Final Four while Jones was at Florida

•After the Hatters face Miami, the Hatters return home for two in a row to close out non-conference play against Piedmont and Point University

•Hatters begin ASUN Conference action on Tuesday, Jan. 4 against Liberty

SCHEDULE & RESULTS

DATE	TIME	OPPONENT	RESULTS
11/9/21	7:30 PM	vs Florida Memorial	W, 74-67
11/12/21	7:30 PM	at Georgia Tech	L, 77-55
11/17/21	7:00 PM	at Miami (OH)	L, 80-65
11/19/21	8:00 PM	at Lamar	W, 60-59
11/27/21	3:00 PM	vs Campbell	L, 60-58
12/1/21	7:00 PM	at Florida Atlantic	L, 83-73
12/4/21	7:00 PM	at FIU	L, 72-65
12/11/21	3:00 PM	vs Ohio	L, 55-45
12/13/21	7:00 PM	vs Johnson (FL)	W, 104-58
12/16/21	7:00 PM	vs College of Charleston	W, 67-59
12/20/21	7:00 PM	at Miami (FL)	
12/22/21	2:00 PM	vs Piedmont	
12/30/21	3:00 PM	vs Point	
1/4/22	7:00 PM	vs *Liberty	
1/8/22	5:00 PM	at *North Florida	
1/11/22	7:00 PM	at *Jacksonville	
1/15/22	4:00 PM	vs *Kennesaw State	
1/18/22	7:00 PM	vs *Florida Gulf Coast	
1/22/22	4:30 PM	at *North Alabama	
1/27/22	7:30 PM	vs *Bellarmine	
1/29/22	4:00 PM	vs *Eastern Kentucky	
2/3/22	8:15 PM	at *Lipscomb	
2/5/22	4:15 PM	at *Central Arkansas	
2/9/22	7:30 PM	vs *Jacksonville State	
2/12/22	4:00 PM	at *Florida Gulf Coast	
2/17/22	7:00 PM	vs *Jacksonville	
2/19/22	7:00 PM	at *Liberty	
2/23/22	7:00 PM	at *Kennesaw State	
2/26/22	1:00 PM	vs *North Florida	

SERIES NOTES

- Monday's game will be the 84th all-time meeting between Stetson and Miami
- Hatters are 32-51 all-time vs the Canes
- Hatters are in the midst of a 10-game losing streak to the Hurricanes

STETSON PROBABLE STARTERS (Subject to change)

No.	Name	Pos.	Ht.	Yr.	Hometown	PPG	RPG	APG	Min.
0	Christiaan Jones	G	6-5	Gr.	Columbia, S.C.	11.6	4.4	1.5	27.3
2021 ASUN All-Tournament team; only player to earn honor twice; fifth in school history in games played									
11	Chase Johnston	G	6-2	RSO.	Boca Raton, Fla.	12.5	2.8	1.3	30.6
2021 ASUN Freshman of the Year; ASUN All-Freshman Team; Kyle Macy Freshman All-America Team; broke the all-time program record in 3-point field goals with 79; 2nd in the ASUN and 18th in the NCAA in treys made									
15	Mahamadou Diawara	F	6-10	Jr.	Bamako, Mali	6.1	4.3	0.2	13.7
2021 ASUN Honor Roll; Ranked 3rd in the ASUN in 2021 in FG% and blocks									
30	Stephan Swenson	G	6-2	So.	Brussels, Belgium	5.2	1.3	5.0	23.4
2021 ASUN Honor Roll; played in all 27 games; led the ASUN in assists (104); fifth freshman in Stetson history to record 100 assists in a season former HS teammate of Chase Johnston									
35	Alvin Turnblin	F/C	6-7	Fr.	Sebring, Florida	4.4	1.1	0.3	12.7
Played himself into the regular rotation beginning at Lamar University where he scored his first career points. Recorded double figures in back-to-back games against FIU (10) and Johnson (12). Started his first career game against Johnson on Dec. 13									

@STETSONMBB

www.GoHatters.com

@STETSONMBB

GAME INFORMATION

Game 11: Stetson at University of Miami

Series Record: 32-51

Last Meeting: 12/4/20, L, 82-60

TV: ESPN+

Live Stats: miamihurricanes.com

STETSON HATTERS

2020-21 BASKETBALL ROSTER

No.	Name	Pos.	Ht.	Wt.	Yr.	Hometown
0	Christiaan Jones	G	6-5	195	Gr.	Columbia, S.C.
1	Wheza Panzo	G/F	6-7	210	Jr.	Mississauga, Ontario
2	Rob Perry	G	6-4	210	Jr.	Orlando, Fla.
3	Tasos Cook	G	6-2	180	Fr.	Westerville, Ohio
4	Keith Lamar	G	6-6	195	So.	Stockbridge, Ga.
5	Giancarlo Valdez	G	6-3	170	So.	Santo Domingo, D.R.
11	Chase Johnston	G	6-2	185	So.	Boca Raton, Fla.
12	Josh Smith	F	6-8	215	So.	Monrovia, Ind.
15	Mahamadou Diawara	F/C	6-10	249	Jr.	Bamako, Mali
21	Aubin Gateretse	F/C	6-11	210	Fr.	Charleroi, Belgium
22	Davante Robinson	G	6-0	190	Jr.	Oklahoma City, Okla.
23	James Nichols	G/F	6-5	210	Fr.	Deerfield Beach, Fla.
24	Alex Crawford	F	6-7	187	Fr.	Chula Vista, Calif.
30	Stephan Swenson	G	6-2	195	So.	Brussels, Belgium
33	Wyatt Hollmann	F	6-7	210	R-Jr.	DeLand, Fla.
35	Alvin Tumblin	F	6-7	205	Fr.	Sebring, Fla.

Head Coach: Donnie Jones (Pikeville, 1988 – 3rd season)

Assistant Coach: Shawn Finney (Fairmont State, 1985 – 1st season)

Assistant Coach: Jonathan Mitchell (Rutgers, 2011 – 3rd season)

Assistant Coach: Adam Williams (Marshall, 2009 – 3rd season)

Director of Operations: Luis Guzman (Temple, 2010 – 3rd season)

Volunteer Assistant: Andrew Wingreen (Northland International, 2011 – 3rd season)

Pronunciations

0-Christiaan Jones	Christian
1-Wheza Panzo	Whey-za Panzoh
3-Tasos Cook	Tah-Zos
15-Mahamadou Diawara	Muh-hama-doo Jah-war-uh
21-Aubin Gateretse	Aw-bin Gayter-et-see
22-Davante Robinson	Duh-von-tay
30-Stephan Swenson	Stef-on
33-Wyatt Hollmann	Wholeman

STETSON HATTERS

2020-21 BASKETBALL NOTES

SEASON TOTALS

2021-2022 Stetson University Men's Basketball Overall Statistics (as of Dec 16, 2021)

Overall Record: 4-6 Conf: 0-0 Home: 3-2 Away: 1-4 Neutral: 0-0

#	Player	GP-GS	MIN	AVG	FG		3PT		FT		Rebounds				PF	DQ	A	TO	BLK	STL	PTS	AVG
					FG-FGA	FG%	3FG-FGA	3FG%	FT-FTA	FT%	OFF	DEF	TOT	AVG								
02	Perry, Rob	9-9	271	30.1	45-120	.375	15-53	.283	18-23	.783	7	43	50	5.6	16	0	19	19	3	3	123	13.7
11	Johnston, Chase	10-10	306	30.6	46-106	.434	29-73	.397	4-7	.571	6	22	28	2.8	18	0	13	13	2	13	125	12.5
00	Jones, Christiaan	10-9	273	27.3	43-95	.453	11-35	.314	19-24	.792	6	38	44	4.4	13	0	15	13	2	17	116	11.6
12	Smith, Josh	10-6	229	22.9	25-59	.424	7-22	.318	9-11	.818	15	46	61	6.1	13	0	8	12	4	4	66	6.6
15	Diawara, Mahamadou	10-7	137	13.7	24-50	.480	0-0	.000	13-23	.565	24	19	43	4.3	21	1	2	16	1	2	61	6.1
30	Swenson, Stephan	10-7	244	24.4	21-49	.429	4-15	.267	6-9	.667	3	10	13	1.3	20	0	50	20	1	14	52	5.2
35	Tumblin, Alvin	7-2	89	12.7	15-22	.682	0-3	.000	1-5	.200	4	4	8	1.1	6	0	2	7	4	6	31	4.4
21	Gateretse, Aubin	10-0	108	10.8	11-21	.524	0-0	.000	9-17	.529	8	15	23	2.3	15	0	3	11	8	2	31	3.1
22	Robinson, Davante	1-0	5	5.0	1-2	.500	1-1	1.000	0-0	.000	0	0	0	0.0	0	0	0	0	1	0	3	3.0
24	Crawford, Alex	5-0	31	6.2	5-6	.833	1-2	.500	0-1	.000	1	7	8	1.6	2	0	3	1	2	2	11	2.2
05	Valdez, Giancarlo	10-0	109	10.9	8-22	.364	0-10	.000	3-6	.500	0	12	12	1.2	15	0	21	17	1	3	19	1.9
01	Panzo, Wheza	10-0	107	10.7	5-18	.278	4-14	.286	2-3	.667	6	17	23	2.3	4	0	7	4	2	1	16	1.6
03	Cook, Tasos	7-0	60	8.6	4-13	.308	1-4	.250	0-2	.000	0	0	0	0.0	2	0	3	1	0	6	9	1.3
33	Hollmann, Wyatt	1-0	5	5.0	0-2	.000	0-1	.000	0-0	.000	1	1	2	2.0	0	0	0	0	0	0	0	0.0
04	Lamar, Keith	6-0	26	4.3	0-4	.000	0-4	.000	0-0	.000	0	3	3	0.5	0	0	1	0	0	1	0	0.0
Total		10	2000	200.0	253-589	.430	73-237	.308	84-131	.641	106	254	360	36.0	145	1	147	140	31	74	663	66.30
Opponents			2000	200.0	255-584	.437	74-227	.326	86-121	.711	90	253	343	34.3	140	1	144	123	16	67	670	67.00

Team Statistics	Stet	OPP
SCORING	663	670
Points Per Game	66.3	67.0
Scoring Margin	-0.7	-
FIELD GOALS-ATT	253-589	255-584
Field Goal Pct	.430	.437
3 POINT FG-ATT	73-237	74-227
3PT FG Pct	.308	.326
3PT Made Per Game	7.3	7.4
FREE THROWS-ATT	84-131	86-121
FT Pct	.641	.711
FT Made Per Game	8.4	8.6
REBOUNDS	360	343
Rebounds Per Game	36.0	34.3
Rebounds Margin	1.7	-
ASSISTS	147	144
Assists Per Game	14.7	14.4
TURNOVERS	140	123
Turnovers Per Game	14.0	12.3
Turnovers Margin	-1.7	-
Assist/Turnover Ratio	1.1	1.2
STEALS	74	67
Steals Per Game	7.4	6.7
BLOCKS	31	16
Blocks Per Game	3.1	1.6
ATTENDANCE	2,200	9,961
Dates/Avg Per Date	5-440	5-1,992
Neutral Site #/Avg	-	0-0

Conf	Date	Opponent	W/L	Score	Att.
	11/09/21	FLA. MEMORIAL	W	74-67	526
	11/12/21	at Georgia Tech	L	52-77	4,082
	11/17/21	at Miami (OH)	L	65-80	1,000
	11/19/21	at Lamar University	W	60-59	3,532
	11/27/21	CAMPBELL	L	58-60	387
	12/01/21	at Fla. Atlantic	L	73-83	1,347
	12/04/21	at FIU	L	65-72	0
	12/11/21	OHIO	L	45-55	473
	12/13/21	JOHNSON (FL)	W	104-58	415
	12/16/21	COL. OF CHARLESTON	W	67-59	399

* = Conference game

Score by Periods	1st	2nd	Total
Stetson	283	380	663
Opponents	331	339	670

STETSON HATTERS

2020-21 BASKETBALL NOTES

GAME #8 @ OHIO

Stetson 67, College of Charleston 59

##	Player	MIN	FG	3PT	FT	ORB-DRB	REB	PF	A	TO	BLK	STL	PTS
00	Jones,Christiaan	37	8-21	3-11	4-4	2-7	9	1	3	1	1	3	23
11	Johnston,Chase	30	5-9	3-6	1-4	0-3	3	1	2	2	0	2	14
15	Diawara,Mahamadou	20	3-6	0-0	0-0	2-3	5	4	0	2	0	0	6
30	Swenson,Stephan	33	2-3	0-0	1-2	0-1	1	3	7	1	1	1	5
35	Tumblin,Alvin	20	1-2	0-1	0-0	0-2	2	2	1	3	2	2	2
12	Smith,Josh	25	5-11	0-1	2-3	4-6	10	2	1	1	0	0	12
01	Panzo,Wheza	12	1-2	1-1	0-1	0-3	3	0	0	2	1	0	3
05	Valdez,GianCarlo	8	1-1	0-0	0-0	0-0	0	2	0	3	0	0	2
03	Cook,Tasos	6	0-1	0-1	0-0	0-0	0	0	1	0	0	0	0
21	Gateretse,Aubin	6	0-0	0-0	0-0	0-0	0	1	0	0	2	0	0
24	Crawford,Alex	3	0-0	0-0	0-0	0-0	0	0	0	0	0	0	0
TM	TEAM	0	0-0	0-0	0-0	0-4	4	0	0	1	0	0	0
TOTALS	-	200	26-56	7-21	8-14	8-29	37	16	15	16	7	8	67

THE LAST TIME THE HATTERS...

Scored 90 points

92 vs. Kennesaw State, 2/2/19 (W, 92-75)

Scored 100 points

116 vs. Johnson (Fla.), 11/7/18 (W, 116-66)

Scored 110 points

116 vs. Johnson (Fla.), 11/7/18 (W, 116-66)

Scored less than 50 points

45 vs. Ohio, 12/11/21 (L, 55-45)

Scored less than 40 points

38 at Florida State, 11/18/09 (L, 38-80)

Scored less than 20 points in a half

19 at UCF, 11/30/16 (L, 45-81)

Scored less than 15 points in a half

14 at Ohio State, 11/18/19 (L, 51-66)

Allowed 90-99 points

93 vs. Jacksonville, 2/13/19 (L, 70-93)

Allowed 100-109 points

103 at Jacksonville, 1/25/17 (L, 92-103)

Allowed 110-119 points

113 at Duke, 12/1/18 (L, 49-113)

Allowed 120+ points

125 vs. Saint Leo, 11/30/91 (W, 143-125)

Allowed less than 50 points

42 vs. Kennesaw State, 2/15/20 (W, 59-42)

Allowed less than 20 points in a half

13 (1H) at North Alabama, 1/16/20 (W, 54-49)

Allowed less than 10 points in a half

9 (2H) vs. Trinity Baptist, 11/5/19 (W, 84-26)

Won by 20 points

25 vs. Ave Maria, 1/2/17 (W, 95-72)

Won by 30 points

33 vs. Edward Waters, 12/01/17 (W, 85-52)

Won by 40 points

45 vs. Webber Int'l, 12/17/08 (W, 80-35)

Won by 50 Points

58 vs. Trinity Baptist, 11/5/19 (W, 84-26)

Lost by 20 points

25 at Georgia Tech, 11/12/21 (L, 77-52)

Lost by 30 points

35 at Ohio State, 11/18/19 (L, 51-86)

Lost by 40 points

41 at West Virginia, 11/20/15 (L, 103-62)

Lost by 50 or more points

64 at Duke, 12/1/18 (L, 49-113)

Shot 50 percent FG

53.4 vs. North Florida, 2/27/20 (L, 72-85)

Shot 60 percent FG

60.5 vs. NJIT, 1/23/20 (W, 65-64)

Allowed 50 percent FG shooting

50.0 at NJIT, 2/20/20 (L, 69-78)

Allowed 60 percent FG

60.0 vs. NJIT, 1/24/19 (L, 59-82)

Shot 90 percent from FT line

96.2 (25-26) vs. North Alabama, 3/3/20 (W, 82-72)

Shot less than 50 percent from FT line

47.8 vs. Kennesaw State, 2/15/20 (W, 59-42)

Shot less than 40 percent from FT line

27.3 at Duquesne, 12/6/17 (L, 59-73)

Made 20 FTs

25 vs. North Alabama, 3/3/20 (W, 82-72)

Made 30 FTs

31 vs. SIU Edwardsville, 11/18/17 (L, 76-80)

Made 15 3FGs

16 vs. Ave Maria, 11/20/17 (W, 87-53)

Did not make a 3FG

vs. North Florida, 2/27/20 (L, 72-85)

Had 50 rebounds

50 vs. Johnson (Fla.), 11/13/18 (W, 104-58)

Had 20 or more assists

23 vs. Trinity Baptist, 11/5/19 (W, 84-26)

Had 10 or more steals

10 vs. North Florida, 2/27/20 (L, 72-85)

Had 15 or more steals

18 vs. Palm Beach Atl., 11/20/06 (W, 80-63)

Had 8 or more blocks

8 vs. Florida College, 11/26/19 (W, 72-60)

Won five straight games

1/7/13 thru 1/19/13

Won 10 straight games

1/31/81 thru 2/28/81

Defeated a ranked opponent

No. 16 West Virginia, 12/21/82 (W, 76-69)

Lost to non-Division I

Palm Beach Atlantic, 11/26/10 (L, 55-61)

Won an OT game

at South Alabama, 11/22/17 (W, 81-77)

Lost an OT game

vs. FGCU, 1/11/20 (L, 62-66)

Played two OTs

vs. Tennessee State, 12/14/15 (L, 93-90, 2OT)

Played three OTs

vs. FGCU, 1/25/11 (L, 103-111 [3ot])

Had two Hatters with 20 points

Perry (25) & Johnston (20) vs. Florida Memorial, 11/9/21

Had three Hatters with 20 points

Newton (33), Doyle (21), Rivera (20) vs. Florida A&M, 11/26/16

Had five Hatters in double figures

Aninye (21), Diawara (14), Perry (13), Jones (12), Panzo 11 vs. North Alabama, 3/3/20

INDIVIDUAL

Scored 25-29 points

Rob Perry (25) vs. FMU, 11/9/21

Scored 30-34 points

Rob Perry (34) at Western Illinois, 11/9/19

Scored 35 or more points

Jason Alexander (36) vs. FIU, 2/24/96

Made 5 or more 3FG

Chase Johnson vs Johnson, 12/13/21

Made 10 or more FT

Rob Perry (11) vs. FMU, 11/9/21

Recorded 10 or more rebounds

Josh Smith (10) vs College of Charleston, 12/16/21

Recorded 15 or more rebounds

Mahamadou Diawara (15) vs. FIU, 12/22/19 (L, 67-83)

Recorded 20 or more rebounds

Randy Anderson (20) vs. Centenary, 1/15/87

Was perfect from field (min. 5 att.)

Leo Goodman (6-6) vs. NJIT, 1/11/18

Was perfect from field (min. 8 att.)

Brian Pegg (8-8) vs. Edward Waters, 11/14/14*

Recorded 15 or more assists

A. Rivera (15) vs. Webber Int'l, 11/10/17*

Recorded 10 or more assists

A. Rivera (10) vs. Edward Waters, 12/01/17

Recorded 5 or more steals

Kenny Aninye (5) vs. Iona, 11/22/19

Recorded 5 or more blocks

Adam Webb (5) vs. Edward Waters, 1/3/19

Had a double-double (pts/reb)

Josh Smith (12/10) vs College of Charleston 12/16/21

Had a double-double (pts/ast)

A. Rivera (20/12) vs. Florida A&M, 11/26/16

Had a 20-10 game

Josh Smith (24/10) at Miami 11/17/21

Had a 20-15 game

Garfield Blair (24 pts/16 reb) vs. Mercer, 2/16/09

Had a 30-10 game

D. Newton (33-11) vs. Florida A&M, 11/26/16

*-Stetson record

TEAM RECORDS

Points.....	143 vs. St. Leo (11-30-91)
Points in a Half.....	73 vs. St. Leo (11-30-91)
Field Goals Made	51, three times, last vs. St. Leo (11-30-91)
Field Goal Attempts.....	103 vs. Georgia Southern (2-2-55)
Field Goal Percentage.....	71.1 (32-45) at Hardin-Simmons (1-19-89)
3-Point Field Goals Made.....	18 vs. Iona (12-30-91)
3-Point Field Goal Attempts.....	41 vs. Florida Gulf Coast (1-25-11)
3-Point Field Goal Percentage	100.0 (6-6) vs. Georgia Southern (3-6-90)
Free Throws Made.....	52 vs. Georgia Southern (3-2-57)
Free Throw Attempts	68 vs. Georgia Southern (3-2-57)
Free Throw Percentage	100.0 (17-17) vs. St. Thomas (1-30-76)
.....	100.0 (6-6) vs. Florida (11/27/07)
Rebounds	78 vs. Hartwick (12-21-67)
Assists	30, twice, last vs. Southeastern Louisiana (3-3-94)
Steals.....	19 vs. Anderson (12-29-98)
Blocked Shots	11 vs. Samford (2-28-91); vs. Trinity Baptist (11-5-19)
Largest Win Margin	68 (85-17) vs. Tampa (1-26-42)
Largest Loss Margin.....	64 (113-49) at Duke (12-1-01)
Largest Home Win.....	68 (85-17) vs. Tampa (1-26-42)
Largest Road Win.....	43 (106-63) vs. Georgia State (3-7-89)
Largest Home Loss	36 (103-67) vs. Georgia Southern (1-30-92)
Largest Road Loss	64 (49-113) at Duke (12/1/18)
Fewest Points (modern day).....	38 vs. Texas (11-14-08) vs. FSU (11/18/09)
Fewest Points, Half (modern day)	10 vs. Florida State (11-18-09)
Most Points Allowed	126 vs. Oral Roberts (2-17-79)
Most Points Allowed, Half.....	66 at Troy State (2-27-03)
Fewest Point Allowed	4 vs. St. Pete JC (3-6-46)
Fewest Points Allowed (modern day)	36 vs. Johnson & Wales (11-24-08)
Fewest Points Allowed, Half	2 vs. St. Pete JC (3-6-46)
Fewest Points Allowed, Half (modern day)	9 vs. Trinity Baptist (11-5-19)

INDIVIDUAL RECORDS

Points.....	48 by Mel Daniels vs. UNC Wilmington (2-19-77)
Field Goals Made	20 by Bob Jenkins vs. Frederick (2-17-66)
Field Goals Attempted.....	36 by Earnest Killum vs. Georgia Southern (3-7-70)
Field Goal Pct. (min. 12 att.).....	92.3 (12-13) by Chad Lambert vs. FIU (1-25-96)
Consecutive FG Made.....	16 by Jim Ramsey vs. Mercer (2-12-81)
.....	16 by Jim Ramsey vs. Samford (2-14-81)
.....	16 by Jim Ramsey vs. Jacksonville (2-17-81)
3-Point FG Made	8 by Luke Doyle vs. Florida Tech (12-30-15)
.....	8 by Alex Urosecic vs. Eckerd (11-29-89)
3-Point FG Attempted.....	12 by Aaron Graham vs. Belmont (2-13-12)
.....	12 by Joel Naburgs vs. FGCU (1-25-11)
.....	12 by Mark Brisker vs. St. Leo (11-30-91)
.....	12 by A.J. Smith vs. Belmont (2-2-09)
.....	12 by Mark Brisker vs. Bethune-Cookman (11-25-91)
3-Point FG Pct	100.0 (6-6) by Jason Alexander vs. Fla. Atlantic (1-27-96)
Free Throws Made.....	21 by Barry Faith vs. Chicago State (2-28-72)
.....	21 by Jason Alexander at Mercer (2-11-95)
Free Throws Attempted	23 by Jason Alexander at Mercer (2-11-95)
Free Throw Pct.	1.000 (18-18) by Bill Hester vs. Miami (2-14-65)
Consecutive FT Made	21 by Barry Faith vs. Chicago St. (2-28-72)
Rebounds	25 by Ralph Miller vs. Pikeville (12-9-57)
Assists	15 by Angel Rivera vs. Webber (11-10-17); Brad Weston vs. Louisiana (1-18-82)
Steals	8 by B.J. Glasford vs. Campbell (11-30-17); 2x by Alexis McMillan, last vs. Campbell (1-25-03)
Blocked Shots	8, three times by Lorenzo Williams, last vs. Samford (1-31-91)



CHRISTIAAN JONES

Position: G Class: Graduate Student

Height: 6-5 Hometown: Columbia, S.C.

Weight: 195 High School: Cardinal Newman

Date	Opponent	PTS	MIN	FGM-FGA	3PM-3PA	FTM-FTA	REB	AST	BLK	STL	TO	PF
11/09	FMU	8	31	3-10	0-1	2-2	3	2	1	1	1	0
11/12	Georgia Tech	8	25	2-6	1-4	3-5	4	0	0	0	1	1
11/17	Miami (OH)	12	24	5-10	2-5	0-0	1	0	0	0	0	1
11/19	Lamar	12	36	5-10	1-2	1-2	8	3	0	0	0	2
11/27	Campbell	13	33	4-10	1-3	4-5	6	3	0	4	3	1
12/1	Fla. Atlantic	6	25	2-5	1-1	1-2	4	1	0	2	3	2
12/4	FIU	10	28	4-9	0-3	2-2	4	1	0	3	0	2
12/11	Ohio	8	17	3-6	2-4	0-0	2	2	0	1	3	3
12/13	Johnson	16	17	7-8	0-1	2-2	3	0	0	3	1	0
12/16	Col. of Charleston	23	37	8-21	3-11	4-4	9	3	1	3	1	1



WHEZA PANZO

Position: G/F

Class: Junior

Height: 6-7

Hometown: Mississauga, Ontario, Canada

Weight: 210

High School: Hamilton Heights Christian Academy

Date	Opponent	PTS	MIN	FGM-FGA	3PM-3PA	FTM-FTA	REB	AST	BLK	STL	TO	PF
11/09	FMU	3	16	1-2	1-2	0-0	4	0	0	0	0	0
11/12	Georgia Tech	0	3	0-1	0-1	0-0	0	0	0	0	0	0
11/17	Miami (OH)	3	20	1-3	1-3	0-0	1	1	0	1	0	0
11/19	Lamar	0	3	0-0	0-0	0-0	0	0	0	0	0	0
11/27	Campbell	0	4	0-0	0-0	0-0	0	0	0	0	0	0
12/1	Fla. Atlantic	0	13	0-0	0-0	0-0	1	2	0	0	0	0
12/4	FIU	2	9	0-2	0-1	2-2	8	2	1	0	1	3
12/11	Ohio	3	21	1-3	1-3	0-0	4	1	0	0	1	0
12/13	Johnson	2	6	1-5	0-3	0-0	2	1	0	0	0	1
12/16	Col. of Charleston	3	12	1-2	1-1	0-1	3	0	1	0	2	0



ROB PERRY

Position: G

Class: Junior

Height: 6-4

Hometown: Orlando, Fla.

Weight: 210

High School: Oak Ridge HS

Date	Opponent	PTS	MIN	FGM-FGA	3PM-3PA	FTM-FTA	REB	AST	BLK	STL	TO	PF
11/09	FMU	25	22	6-13	2-4	11-12	5	1	0	0	1	3
11/12	Georgia Tech	2	34	1-10	0-4	0-0	6	3	0	0	3	1
11/17	Miami (OH)	10	30	4-12	1-7	1-2	6	1	0	0	3	3
11/19	Lamar	19	34	6-15	2-5	5-6	11	4	0	0	1	2
11/27	Campbell	19	38	7-15	5-9	0-0	5	0	0	1	2	1
12/1	Fla. Atlantic	15	37	7-18	1-7	0-0	4	2	0	1	5	2
12/4	FIU	5	20	2-12	0-5	1-3	9	2	1	0	1	2
12/11	Ohio	17	35	8-16	1-7	0-0	2	2	2	1	2	1
12/13	Johnson	11	21	4-9	3-5	0-0	2	4	0	0	1	1




TASOS COOK

Position: G
Height: 6-2
Weight: 180

Class: Freshman
Hometown: Westerville,
Ohio
High School: Westerville
Central

Date	Opponent	PTS	MIN	FGM-FGA	3PM-3PA	FTM-FTA	REB	AST	BLK	STL	TO	PF
11/12	Georgia Tech	2	2	1-1	0-0	0-0	0	0	0	0	0	0
11/19	Lamar	0	2	0-0	0-0	0-0	0	0	0	0	0	0
12/1	Fla. Atlantic	0	5	0-0	0-0	0-0	0	0	0	0	0	0
12/4	FIU	5	19	2-2	1-1	0-2	0	0	0	2	0	0
12/11	Ohio	0	10	0-4	0-1	0-0	0	0	0	0	0	0
12/13	Johnson	2	16	1-5	0-1	0-0	0	2	0	4	1	2
12/16	Col. of Charleston	0	6	0-1	0-1	0-0	0	1	0	0	0	0



KEITH LAMAR

Position: G
Height: 6-6
Weight: 190

Class: Sophomore
Hometown: Stockbridge,
Ga.
High School: Eagle's Land-
ing

Date	Opponent	PTS	MIN	FGM-FGA	3PM-3PA	FTM-FTA	REB	AST	BLK	STL	TO	PF
11/09	FMU	0	4	0-0	0-0	0-0	1	0	0	0	0	0
11/12	Georgia Tech	0	4	0-1	0-1	0-0	0	0	0	1	0	0
11/19	Lamar	0	2	0-1	0-1	0-0	0	0	0	0	0	0
12/1	Fla. Atlantic	0	7	0-0	0-0	0-0	1	0	0	0	0	0
12/11	Ohio	0	2	0-1	0-1	0-0	0	0	0	0	0	0
12/13	Johnson	0	7	0-1	0-1	0-0	1	1	0	0	0	0



GIANCARLO VALDEZ

Position: G
Height: 6-3
Weight: 170

Class: Sophomore
Hometown: Santo Domingo,
D.R.
High School: Decatur (Ala.)
Heritage Christian Academy

Date	Opponent	PTS	MIN	FGM-FGA	3PM-3PA	FTM-FTA	REB	AST	BLK	STL	TO	PF
11/09	FMU	0	14	0-1	0-1	0-0	1	2	0	0	1	2
11/12	Georgia Tech	4	17	2-4	0-2	0-0	3	5	1	2	2	1
11/17	Miami (OH)	2	22	1-4	0-3	0-0	2	4	0	0	2	4
11/19	Lamar	3	11	1-3	0-1	1-1	2	3	0	0	3	3
11/27	Campbell	0	4	0-1	0-1	0-0	0	0	0	0	2	0
12/1	Fla. Atlantic	0	1	0-0	0-0	0-0	0	0	0	0	1	0
12/4	FIU	1	17	0-2	0-1	1-2	1	1	0	1	3	2
12/11	Ohio	0	1	0-1	0-0	0-0	0	0	0	0	0	1
12/13	Johnson	7	14	3-5	0-1	1-3	3	6	0	0	0	0
12/16	Col. of Charleston	2	8	1-1	0-0	0-0	0	0	0	0	3	2



CHASE JOHNSTON

Position: G
Height: 6-2
Weight: 185

Class: Sophomore
Hometown: Boca Raton,
Fla.
High School: Westminster
Academy

Date	Opponent	PTS	MIN	FGM-FGA	3PM-3PA	FTM-FTA	REB	AST	BLK	STL	TO	PF
11/09	FMU	20	34	8-17	3-11	1-1	3	0	0	4	5	1
11/12	Georgia Tech	13	35	5-13	3-8	0-0	4	0	0	3	2	2
11/17	Miami (OH)	9	31	3-7	3-7	0-0	2	3	0	1	1	2
11/19	Lamar	9	34	3-8	1-2	2-2	4	1	0	1	0	1
11/27	Campbell	15	33	5-12	5-10	0-0	1	1	2	0	0	3
12/1	Fla. Atlantic	18	36	7-12	4-6	0-0	4	3	0	1	1	3
12/4	FIU	7	21	3-11	1-9	0-0	4	0	0	0	1	2
12/11	Ohio	3	31	1-6	1-4	0-0	2	2	0	1	0	1
12/13	Johnson	17	21	6-11	5-10	0-0	1	1	0	0	1	2
12/16	Col. of Charleston	14	30	5-9	3-6	1-4	3	2	0	2	2	1



JOSH SMITH

Position: F
Height: 6-8
Weight: 215

Class: Sophomore
Hometown: Monrovia, Ind.
High School: Monrovia HS

Date	Opponent	PTS	MIN	FGM-FGA	3PM-3PA	FTM-FTA	REB	AST	BLK	STL	TO	PF
11/09	FMU	8	28	3-5	1-3	1-2	5	2	0	1	1	0
11/12	Georgia Tech	11	21	5-9	1-3	0-0	6	0	1	0	2	2
11/17	Miami (OH)	24	29	7-15	4-9	6-6	10	0	1	0	1	1
11/19	Lamar	2	20	1-3	0-1	0-0	2	1	0	0	2	2
11/27	Campbell	0	30	0-2	0-0	0-0	10	2	1	2	0	1
12/1	Fla. Atlantic	3	14	1-2	1-1	0-0	1	0	0	0	1	1
12/4	FIU	2	17	1-2	0-0	0-0	2	0	0	0	2	3
12/11	Ohio	4	31	2-8	0-3	0-0	11	0	0	0	1	1
12/13	Johnson	0	14	0-2	0-1	0-0	4	2	1	1	1	0
12/16	Col. of Charleston	12	25	5-11	0-1	2-3	10	1	0	0	1	2



MAHAMADOU DIAWARA

Position: F/C
Height: 6-10
Weight: 249

Class: Junior
Hometown: Bamako, Mali
High School: Massanutten
Military Academy

Date	Opponent	PTS	MIN	FGM-FGA	3PM-3PA	FTM-FTA	REB	AST	BLK	STL	TO	PF
11/09	FMU	6	18	2-3	0-0	2-4	6	0	0	0	2	3
11/12	Georgia Tech	1	12	0-2	0-0	1-2	3	1	0	0	2	0
11/17	Miami (OH)	0	2	0-0	0-0	0-0	0	0	0	0	1	0
11/19	Lamar	0	6	0-2	0-0	0-0	2	0	0	0	1	0
11/27	Campbell	2	8	1-1	0-0	0-0	1	0	0	0	1	3
12/1	Fla. Atlantic	18	16	7-11	0-0	4-8	6	0	0	1	1	5
12/4	FIU	12	18	5-7	0-0	2-3	7	0	1	0	3	3
12/11	Ohio	7	24	2-6	0-0	3-4	7	0	0	0	2	3
12/13	Johnson	9	13	4-12	0-0	1-2	6	1	0	1	1	0
12/16	Col. of Charleston	6	20	3-6	0-0	0-0	5	0	0	0	2	4



AUBIN GATERETSE

Position: F/C
Height: 6-11
Weight: 210

Class: Freshman
Hometown: Charleroi, Belgium
High School: Calusa Prep School

Date	Opponent	PTS	MIN	FGM-FGA	3PM-3PA	FTM-FTA	REB	AST	BLK	STL	TO	PF
11/09	FMU	0	5	0-1	0-0	0-0	1	0	1	1	1	1
11/12	Georgia Tech	4	13	2-5	0-0	0-0	1	0	0	1	1	0
11/17	Miami (OH)	0	18	0-0	0-0	0-0	5	1	0	0	1	3
11/19	Lamar	3	14	1-1	0-0	1-4	3	0	1	0	1	3
11/27	Campbell	2	8	0-0	0-0	2-2	0	0	0	0	1	0
12/1	Fla. Atlantic	5	12	2-4	0-0	1-2	2	1	0	0	1	2
12/4	FIU	5	15	1-3	0-0	3-4	1	0	1	0	2	4
12/11	Ohio	0	6	0-0	0-0	0-0	3	0	0	0	2	1
12/13	Johnson	12	11	5-7	0-0	2-5	7	1	3	0	1	0
12/16	Col. of Charleston	0	6	0-0	0-0	0-0	0	0	2	0	0	1



DAVANTE ROBINSON

POSITION Guard
HT./WT. 6-0 / 190
CLASS Junior
HOMETOWN Oklahoma City, Okla.
HIGHSCHOOL Destiny Christian School

Date	Opponent	PTS	MIN	FGM-FGA	3PM-3PA	FTM-FTA	REB	AST	BLK	STL	TO	PF
12/13	Johnson	3	5	1-2	1-1	0-0	0	0	1	0	0	0



JAMES NICHOLS

POSITION Guard/Forward

HT./WT. 6-5 / 210

MAJOR Entrepreneurship

CLASS Freshman

HOMETOWN Deerfield Beach, Fla.

HIGHSCHOOL Highlands Christian Academy




ALEX CRAWFORD

Position: F/C
Height: 6-7
Weight: 187

Class: Freshman
Hometown: Chula Vista,
Calif.
High School: Coronado
High School

Date	Opponent	PTS	MIN	FGM-FGA	3PM-3PA	FTM-FTA	REB	AST	BLK	STL	TO	PF
11/12	Georgia Tech	0	3	0-0	0-0	0-0	0	0	0	0	0	0
11/19	Lamar	0	3	0-0	0-0	0-0	1	0	0	0	0	0
12/11	Ohio	0	6	0-1	0-1	0-0	1	0	0	0	0	0
12/13	Johnson	11	16	5-5	1-1	0-1	6	3	2	2	1	2
12/16	Col. of Charleston	0	3	0-0	0-0	0-0	0	0	0	0	0	0



STEPHAN SWENSON

Position: G
Height: 6-2
Weight: 195

Class: Sophomore
Hometown: Brussels, Belgium
High School: Westminster (Fla.) Academy


Date	Opponent	PTS	MIN	FGM-FGA	3PM-3PA	FTM-FTA	REB	AST	BLK	STL	TO	PF
11/09	FMU	4	28	2-5	0-2	0-2	2	7	0	6	4	1
11/12	Georgia Tech	7	26	3-8	1-4	0-0	1	4	0	3	3	2
11/17	Miami (OH)	5	24	2-4	1-2	0-0	0	6	0	1	2	4
11/19	Lamar	5	23	2-6	1-3	0-0	1	3	0	0	1	3
11/27	Campbell	7	32	3-7	1-3	0-0	1	7	0	1	2	2
12/1	Fla. Atlantic	8	27	3-5	0-0	2-2	0	6	0	1	3	0
12/4	FIU	6	19	2-4	0-1	2-2	0	2	0	0	2	1
12/11	Ohio	3	16	1-5	0-0	1-1	2	2	0	0	2	3
12/13	Johnson	2	16	1-2	0-0	0-0	5	6	0	1	0	1
12/16	Col. of Charleston	5	33	2-3	0-0	1-2	1	7	1	1	1	3



WYATT HOLLMANN

POSITION Forward
HT./WT. 6-7 / 210
MAJOR Finance
CLASS Redshirt Junior
HOMETOWN DeLand, Fla.
HIGHSCHOOL DeLand HS

Date	Opponent	PTS	MIN	FGM-FGA	3PM-3PA	FTM-FTA	REB	AST	BLK	STL	TO	PF
12/13	Johnson	0	5	0-2	0-1	0-0	2	0	0	0	0	0



ALVIN TUMBLIN

Position: F/C
Height: 6-7
Weight: 205

Class: Freshman
Hometown: Sebring, Fla.
High School: Santa Fe
Catholic

Date	Opponent	PTS	MIN	FGM-FGA	3PM-3PA	FTM-FTA	REB	AST	BLK	STL	TO	PF
11/12	Georgia Tech	0	5	0-0	0-0	0-0	0	0	0	1	0	0
11/19	Lamar	7	12	3-8	0-2	1-1	2	1	1	0	1	1
11/27	Campbell	0	10	0-0	0-0	0-2	0	0	0	0	0	1
12/1	Fla. Atlantic	0	7	0-0	0-0	0-0	0	0	0	0	0	0
12/4	FIU	10	17	5-6	0-0	0-2	1	0	0	1	0	1
12/13	Johnson	12	18	6-6	0-0	0-0	3	0	1	2	3	1
12/16	Col. of Charleston	2	20	1-2	0-1	0-0	2	1	2	2	3	2