



TULANE WOMEN'S BASKETBALL

5 WNBA DRAFT PICKS | 11 NCAA TOURNAMENT APPEARANCES | 7 ALL-AMERICANS | 4 CONFERENCE TITLES | 5 CONFERENCE TOURNAMENT TITLES

GAME SIX & SEVEN

TULANE (4-0) vs. WYOMING (2-2)



11.26.21 | 2 P.M. CST | DENVER, CO. | HAMILTON GYMNASIUM (2,500)

TULANE GREEN WAVE
Head Coach: Lisa Stockton
Record at TU: 544-300 (28th year)
Overall: 607-327 (31st year)

WYOMING COWGIRLS
Head Coach: Gerald Mattinson
Record at Wyoming: 33-24 (3rd year)
Overall: 33-24 (3rd year)



TULANE (4-0) vs. TEXAS A&M - CORPUS CHRISTI (3-1)



11.27.21 | 2 P.M. CST | DENVER, CO. | HAMILTON GYMNASIUM (2,500)

TULANE GREEN WAVE
Head Coach: Lisa Stockton
Record at TU: 544-300 (28th year)
Overall: 607-327 (31st year)

TEXAS A&M - CORPUS CHRISTI ISLANDERS
Head Coach: Royce Chadwick
Record at A&M - CC: 129-138 (10th year)
Overall: 692-259 (38th year)



STARTING FIVE

1. Tulane is off to a 4-1 start to the season with wins over Southeastern Louisiana (66-58), Alabama (69-66), TCU (88-78) and South Alabama (86-53).
2. Last time out Tulane dropped its first contest of the season on the road 75-58 against LSU. Dynah Jones led the Green Wave with 18 points in the game, including scoring 11 points in the third quarter.
3. Redshirt senior Moon Ursin was named the American Athletic Conference Player of the Week for her performances against TCU and South Alabama. Against the Horned Frogs Ursin posted a career-high 28 points to go with 10 rebounds.
4. This will be the first meeting between the Green Wave and Wyoming. Tulane and the Islanders have met twice in program history. The two teams have split the two matchups with the Wave taking the first game 57-53 (Jan. 5, 2004) and the Islanders winning the latest contest 75-57 (Dec. 7, 2004).
5. Head coach Lisa Stockton is ranked 18th among active head coaches in career wins with 607. She has amassed 544 victories with Tulane.



Redshirt junior Dynah Jones scored 11 of her 18 points on the road against LSU in a third quarter outburst shooting 4-of-4 from the field and 2-of-2 from downtown.

(notes continue on page 5)

TULANE PROBABLE STARTERS



#0 Arsula CLARK
R-Senior >> Guard
GP/GS..... 5/5
PPG..... 10.4
RPG..... 5.6
APG..... 3.6
FG%..... .400




#14 Dynah JONES
R-Junior >> Guard
GP/GS..... 5/5
PPG..... 14.2
RPG..... 4.2
FG%..... .479
3P%..... .600



#11 Moon URSIN
R-Senior >> Guard
GP/GS..... 5/5
PPG..... 15.6
RPG..... 8.4
FG%..... .462
3P%..... .455



#23 Krystal FREEMAN
R-Senior >> Forward
GP/GS..... 5/5
PPG..... 11.0
RPG..... 8.0
FG%..... .375
SPG..... 1.4



#42 Mia HEIDE
R-Junior >> Forward
GP/GS..... 5/5
PPG..... 8.2
RPG..... 6.4
BPG..... 1.8
FG%..... .519

10

Tulane returns 10 letterwinners from the 2020-21 season including four starters. Four of the top five scorers for the Green Wave are among the returners including redshirt seniors Krystal Freeman and Arsula Clark.

14

Fourteen players saw action for the Green Wave in Saturday's 86-53 win over South Alabama. All 12 players made at least one basket with five of those players scoring their first points of the season.

607

Lisa Stockton's career victories as a head coach. With a victory on February 23, 2021 at Memphis, the Green Wave's head coach of 27 years cracked the big career milestone of 600.

TULANE SCHEDULE/RESULTS

4-0, 0-0 THE AMERICAN

DATE	OPPONENT	TIME/RESULT	TV
NOV. 9	SOUTHEASTERN LOUISIANA	W, 66-58	ESPN+
Nov. 14	at Alabama	W, 69-66	SECN+
NOV. 17	TCU	W, 88-78	ESPN+
NOV. 20	SOUTH ALABAMA	W, 86-53	ESPN+
Nov. 23	at LSU	L, 58-75	SECN+
Nov. 26	Wyoming+	2 p.m.	
Nov. 27	Texas A&M-Corpus Christi+	2 p.m.	
Dec. 4	Arkansas-Pine Bluff^	3:30 p.m.	
DEC. 5	at Miami^	1 p.m.	
DEC. 8	TROY	6 P.M.	ESPN+
DEC. 20	TEXAS SOUTHERN%	12 P.M.	ESPN+
DEC. 21	TBD%	TBA	ESPN+
DEC. 30	WOFFORD	6 P.M.	ESPN+
JAN. 2	*at Houston	2 p.m.	ESPN+
JAN. 5	*UCF	6 P.M.	ESPN+
JAN. 12	*USF	6 P.M.	ESPN+
JAN. 15	*at SMU	2 p.m.	ESPN+
JAN. 19	*MEMPHIS	6 P.M.	ESPN+
JAN. 22	*WICHITA STATE	2 P.M.	ESPN+
JAN. 26	*at UCF	5 p.m.	ESPN+
JAN. 29	*ECU	3 P.M.	ESPN+
Feb. 6	*at USF	11 a.m.	ESPNU
Feb. 10	*at Memphis	7 p.m.	ESPN+
FEB. 13	*CINCINNATI	2 P.M.	ESPN+
Feb. 16	*at Tulsa	6:30 p.m.	ESPN+
FEB. 20	*HOUSTON	5 P.M.	ESPNU
FEB. 23	*SMU	3 P.M.	ESPN+
Feb. 26	*at Temple	1 p.m.	ESPN+
March 2	*at Wichita State	6 p.m.	ESPN+
March 8	#First Round	TBD	TBD
March 9	#Quarterfinals	TBD	TBD
March 10	#Semifinals	TBD	TBD
March 11	#Championship	TBD	TBD

* American Athletic Conference game
+ Pioneer Thanksgiving Classic (Denver, Colo.)
^ Miami Holiday Classic (Miami, Fla.)
% Tulane Holiday Tournament
AAC Tournament (Fort Worth, Texas)
All times Central | Home games in **BOLD CAPS**

Series w/WU: First ever meeting
First Result N/A
Last Result N/A
Current Streak N/A

Series w/TAMU-CC: Tied 1-1
First Result TU won, 57-53 (Jan. 5, 2004)
Last Result TAMU-CC won, 75-57 (Dec. 7, 2004)
Current Streak LSU won 1

Radio WRBH 88.3
Play-by-Play Gus Kattengell

Women's Basketball Contact: Connor McGinnis | Phone: (504) 865-5504 | E-mail: cmcginnis1@tulane.edu | Twitter: @ConnorMcGinnis3
Strategic Communications Office: James W. Wilson Jr. Intercollegiate Athletics Center | 2950 Ben Weiner Drive | New Orleans, La. | 70118





QUICK FACTS

General Information

Name Tulane University
 Location New Orleans, La.
 Founded 1834
 Enrollment 13,449
 Conference American Athletic
 Nickname Green Wave
 Colors Olive (PMS #342) and Blue (PMS #279)
 Home Arena Avron B. Fogelman Arena in the Devlin Fieldhouse (4,100)
 President Dr. Michael Fitts
 Ben Weiner Director of Athletics Chair Troy Dannen

Program History

First Year of Women's Basketball 1975-76
 First Head Coach Karen Womack
 All-Time Record 727-577
 NCAA Tournament Appearances 11 (1995-2003, 2010, 2015)
 Record in NCAA Tournament 3-11
 WNIT Appearances 8 (2007, 2011-14, 2016-17, 2021)
 Record in WNIT 10-8

Team Information

2020-21 Overall Record 18-9
 American Conference Record (Finish) 12-6 (4th)
 Conference Tournament Result Semifinals
 Postseason WNIT
 Starters Returning/Lost 4/1
 Players Returning/Lost 10/3
 Newcomers 4

Coaching/Support Staff

Head Coach Lisa Stockton
 Alma Mater, Year Wake Forest, 1986
 Record at Tulane (Seasons) 544-301 (28th Season)
 Career Record (Seasons) 607-328 (31st Season)
 Associate Head Coach Alan Frey (16th Season)
 Assistant Coaches Chandra Dorsey (2nd Season)
 Olivia Grayson (2nd Season)
 Director of Operations Lauren Flaum (2nd season)
 Assistant Director, Student Athlete Development and Video Janet Butler (2nd season)
 Graduate Assistant Destiny Thomas (1st season)
 Program Coordinator Sean Keating
 Basketball Office Phone (504) 314-7660
 Best Time to Reach Coach Stockton Contact Connor McGinnis

Strategic Communications

Primary Office Phone (504) 865-5569
 Assistant Director/WBB Contact Connor McGinnis
 McGinnis' Office Phone (504) 865-5504
 McGinnis' Cell Phone: (504) 214-6003
 McGinnis' E-Mail: cmcginnis1@tulane.edu
 Ticket Office Phone (504) 314-7095
 Athletic Department Website www.TulaneGreenWave.com

Starters Returning

No.	Player	Ht.	Cl.	Pos.	GP/GS	PPG	RPG
0	Arsula Clark	5-9	RSr.	G	26/26	12.3	4.2
14	Dynah Jones	5-9	RJr.	G	27/20	8.4	2.6
23	Krystal Freeman	6-0	RSr.	F	27/27	12.3	7.8
42	Mia Heide	6-3	RJr.	F	26/23	4.9	5.8

Other Returning Letterwinners

No.	Player	Ht.	Cl.	Pos.	GP/GS	PPG	RPG
1	Kaila Anderson	5-5	RSr.	G	23/0	2.3	0.4
12	Sierra Cheatham	6-0	RSr.	G	26/6	4.0	2.4
15	Anijah Grant	6-3	RSo.	F	21/0	2.3	2.4
21	Irina Parau	6-1	RSo.	F	26/4	1.8	2.5
22	McKenzi Carter	6-1	RFr.	F	7/0	0.1	0.4
24	Chiara Grattini	5-9	RFr.	G	9/0	0.0	0.2

Newcomers

No.	Player	Ht.	Cl.	Pos.	Previous School
2	Kierra Middleton	5-7	Fr.	G	Midlothian HS
3	Marta Galic	6-0	RSo.	G	San Francisco
5	Kahia Warmesley	5-8	RFr.	G	Southern Miss
11	Moon Ursin	5-6	RSr.	G	Baylor

Letterwinners Lost

No.	Player	Ht.	Cl.	Pos.	GP/GS	PPG	RPG
2	Erin Gutierrez	5-7	Sr.	G	4/0	1.5	0.3
11	Salma Bates	5-7	So.	G	26/6	4.7	1.9
25	Jerkaila Jordan	5-9	Fr.	G	27/27	16.7	3.9

Follow on Social Media

Twitter @GreenWaveWBB
 Facebook @GreenWaveWBB
 Instagram @GreenWaveWBB

Radio Information

Radio Network WBRH 88.3 FM
 Play-By-Play Announcer Gus Kattengell



2021-22 ROSTER

NUMERICAL

NO.	NAME	POS.	HT.	CL.	EXP.	HOMETOWN/HIGH SCHOOL (PREVIOUS SCHOOL)
0	Arsula Clark	G	5-9	RSr.	2L	Miami, Fla. (ULM/Douglasville [Ga.])
1	Kaila Anderson	G	5-5	RSr.	4L	Kenner, La. (University Lab)
2	Kierra Middleton	G	5-7	Fr.	HS	Arlington, Texas (Midlothian HS)
3	Marta Galic	G	6-0	RSO.	TR.	Zagreb, Croatia (San Francisco/Sportska Gimnazija)
5	Kahia Warmasley	G	5-8	RFr.	TR.	Shreveport, La. (Southern Miss/Mansfield HS)
11	Moon Ursin	G	5-6	RSr.	TR.	Destrehan, La. (Baylor/Destraham HS)
12	Sierra Cheatham	G	6-0	RSr.	4L	Houston, Texas (Clear Springs)
14	Dynah Jones	G	5-10	RJr.	3L	New Orleans, La. (John Curtis Christian)
15	Anijah Grant	F	6-3	RSO.	2L	Orlando, Fla. (Oak Ridge)
21	Irina Parau	F	6-1	RSO.	2L	Cluj-Napoca, Romania (Nicolae Balcescu)
22	McKenzi Carter	F	6-1	RFr.	1L	Fort Worth, Texas (Fort Worth Country Day)
23	Krystal Freeman	F	6-0	RSr.	4L	Pineville, La. (Pineville)
24	Chiara Grattini	G	5-9	RFr.	1L	Turin, Italy (IIS Giordano Bruno)
42	Mia Heide	F	6-5	RJr.	3L	Austin, Texas (Austin)

ALPHABETICAL

NO.	NAME	POS.	HT.	CL.	EXP.	HOMETOWN/HIGH SCHOOL/PREVIOUS SCHOOL
1	Kaila Anderson	G	5-5	RSr.	4L	Kenner, La. (University Lab)
22	McKenzi Carter	F	6-1	RFr.	1L	Fort Worth, Texas (Fort Worth Country Day)
12	Sierra Cheatham	G	6-0	RSr.	4L	Houston, Texas (Clear Springs)
0	Arsula Clark	G	5-9	RSr.	2L	Miami, Fla. (ULM/Douglasville [Ga.])
23	Krystal Freeman	F	6-0	RSr.	4L	Pineville, La. (Pineville HS)
3	Marta Galic	G	6-0	RSO.	TR.	Zagreb, Croatia (San Francisco/Sportska Gimnazija)
15	Anijah Grant	F	6-3	RSO.	2L	Orlando, Fla. (Oak Ridge)
24	Chiara Grattini	G	5-9	RFr.	1L	Turin, Italy (IIS Giordano Bruno)
42	Mia Heide	F	6-5	RJr.	3L	Austin, Texas (Austin)
14	Dynah Jones	G	5-10	RJr.	3L	New Orleans, La. (John Curtis Christian)
2	Kierra Middleton	G	5-7	Fr.	HS	Arlington, Texas (Midlothian HS)
21	Irina Parau	F	6-1	RSO.	2L	Cluj-Napoca, Romania (Nicolae Balcescu)
11	Moon Ursin	G	5-6	RSr.	TR.	Destrehan, La. (Baylor/Destraham HS)
5	Kahia Warmasley	G	5-8	RFr.	TR.	Shreveport, La. (Southern Miss/Mansfield HS)

COACHING STAFF

HEAD COACH: Lisa Stockton (Wake Forest, 1986), 28th year

ASSOCIATE HEAD COACH: Alan Frey (New Orleans, 1988), 16th year

ASSISTANT COACH: Chandra Dorsey (Mississippi, 2001), 2nd year

ASSISTANT COACH: Olivia Grayson (Tulane, 2013 and 2016), 2nd year

DIRECTOR OF OPERATIONS: Lauren Flaum (Eastern Michigan, 2009), 2nd year

ASSISTANT DIRECTOR, STUDENT-ATHLETE DEVELOPMENT AND VIDEO: Janet Butler (Louisiana College, 2011), 2nd year

GRADUATE ASSISTANT: Destiny Thomas (Clemson, 2021), 1st year

STUDENT ASSISTANT: Dene' Mimms

PRONUNCIATION GUIDE

Kaila Anderson
Sierra Cheatham
Arsula Clark
Marta Galic
Anijah Grant
Chiara Grattini

KAY-luh
CHEAT-um
ar-SOO-luh
gall-ITCH
uh-NY-zhuh
KEY-are-uh Grat-teen-ee

Mia Heide
Irina Parau
Kahia Warmasley
Alan Frey

HY-DEE
eye-REE-nuh puh-RAU
KY-uh
Fry



2021-22 OVERALL STATS



2021-22 Tulane Women's Basketball Combined Team Statistics All games

Page 1/1
as of Nov 25, 2021

Game Records

Record	Overall	Home	Away	Neutral
ALL GAMES	4-1	3-0	1-1	0-0
CONFERENCE	0-0	0-0	0-0	0-0
NON-CONFERENCE	4-1	3-0	1-1	0-0

Score by Periods

Team	1st	2nd	3rd	4th	OT	TOT
Tulane	90	77	87	91	22	367
Opponents	88	70	74	86	12	330

Team Box Score

No.	Player	Total			3-Point		F-Throw		Rebounds				PF DQ A TO BLK STL PTS AVG									
		GP-GS	MIN	AVG	FG-FGA	FG%	3FG-3FGA	3FG%	FT-FTA	FT%	OFF	DEF	TOT	AVG	PF	DQ	A	TO	BLK	STL	PTS	AVG
11	URSIN, Moon	5-5	175:34	35.1	30-65	.462	10-22	.455	8-8	1.000	15	27	42	8.4	6	0	7	12	1	5	78	15.6
14	JONES, Dynah	5-5	137:39	27.5	23-48	.479	9-15	.600	16-25	.640	4	17	21	4.2	11	0	12	9	1	8	71	14.2
23	FREEMAN, Krystal	5-5	152:11	30.4	21-56	.375	4-23	.174	9-12	.750	14	26	40	8.0	7	0	1	13	5	7	55	11.0
0	CLARK, Arsula	5-5	137:43	27.5	18-45	.400	0-3	.000	16-24	.667	9	19	28	5.6	4	0	18	16	1	4	52	10.4
42	HEIDE, Mia	5-5	116:13	23.2	14-27	.519	0-0	.000	13-15	.867	15	17	32	6.4	15	0	5	8	9	0	41	8.2
12	CHEATHAM, Sierra	5-0	81:35	16.3	9-23	.391	6-18	.333	0-0	.000	5	11	16	3.2	5	0	2	4	0	4	24	4.8
22	CARTER, McKenzi	1-0	04:22	4.4	1-1	1.000	1-1	1.000	0-0	.000	1	0	1	1.0	1	0	0	1	1	0	3	3.0
5	WARMSLEY, Kahia	2-0	16:47	8.4	2-9	.222	0-6	.000	2-3	.667	1	0	1	0.5	0	0	4	1	0	0	6	3.0
24	GRATTINI, Chiara	1-0	04:22	4.4	1-1	1.000	0-0	.000	1-2	.500	0	0	0	0.0	0	0	0	1	0	0	3	3.0
15	GRANT, Anijah	5-0	55:36	11.1	5-17	.294	0-0	.000	4-4	1.000	11	10	21	4.2	10	0	0	4	1	1	14	2.8
1	ANDERSON, Kaila	5-0	65:41	13.1	3-16	.188	2-15	.133	2-4	.500	1	5	6	1.2	4	0	16	7	0	1	10	2.0
2	MIDDLETON, Kierra	1-0	08:16	8.3	1-3	.333	0-0	.000	0-0	.000	0	1	1	1.0	1	0	0	1	1	1	2	2.0
21	PARAU, Irina	5-0	56:59	11.4	2-12	.167	1-5	.200	0-0	.000	3	8	11	2.2	0	0	0	2	2	1	5	1.0
3	GALIC, Marta	5-0	37:02	7.4	1-11	.091	1-7	.143	0-0	.000	1	13	14	2.8	2	0	1	6	0	0	3	0.6
Team											11	10	21					6				
Total		5	1050		131-334	.392	34-115	.296	71-97	.732	91	164	255	51.0	66	0	66	91	22	32	367	73.4
Opponents		5	1050		125-343	.364	30-112	.268	50-75	.667	66	123	189	37.8	96	4	63	67	15	48	330	66.0

Team Statistics

	TULANE	OPP
Scoring	367	330
Points per game	73.4	66.0
Scoring margin	+7.4	-
Field goals-att	131-334	125-343
Field goal pct	.392	.364
3 point fg-att	34-115	30-112
3-point FG pct	.296	.268
3-pt FG made per game	6.8	6.0
Free throws-att	71-97	50-75
Free throw pct	.732	.667
F-Throws made per game	14.2	10.0
Rebounds	255	189
Rebounds per game	51.0	37.8
Rebounding margin	+13.2	-
Assists	66	63
Assists per game	13.2	12.6
Turnovers	91	67
Turnovers per game	18.2	13.4
Turnover margin	-4.8	-
Assist/turnover ratio	0.7	0.9
Steals	32	48
Steals per game	6.4	9.6
Blocks	22	15
Blocks per game	4.4	3.0
Winning streak	0	-
Home win streak	3	-
Attendance	1500	7674
Home games-Avg/Game	3-500	2-3837
Neutral site-Avg/Game	-	0-0

Team Results

Date	Opponent		Score	Att.
11/09/2021	Southeastern La.	W	66-58	506
11/14/2021	at Alabama	W	69-66	1792
11/17/2021	TCU	Wot2	88-78	438
11/20/2021	South Alabama	W	86-53	556
11/23/2021	at LSU	L	58-75	5882





2021-22 TEAM STATS



2021-22 Tulane Women's Basketball Team Game-by-Game All games

Page 1/1
as of Nov 25, 2021

Opponent	Date	Score		Total		3-Pointers		Free throws		Rebounds										
				FG-FGA	PCT	3FG-3FGA	PCT	FT-FTA	PCT	OFF	DEF	TOT	AVG	PF	A	TO	BLK	STL	PTS	AVG
Southeastern La.	11/09/2021	66-58	W	24-60	.400	5-19	.263	13-17	.765	11	29	40	40.0	8	12	18	5	10	66	66.0
at Alabama	11/14/2021	69-66	W	24-59	.407	3-11	.273	18-24	.750	18	29	47	43.5	14	10	20	7	7	69	67.5
TCU	11/17/2021	88-78	Wot2	31-82	.378	9-31	.290	17-23	.739	20	45	65	50.7	17	19	15	3	4	88	74.3
South Alabama	11/20/2021	86-53	W	31-67	.463	10-27	.370	14-17	.824	21	39	60	53.0	11	16	21	5	4	86	77.3
at LSU	11/23/2021	58-75	L	21-66	.318	7-27	.259	9-16	.563	21	22	43	51.0	16	9	17	2	7	58	73.4
Total		367		131-334	.392	34-115	.296	71-97	.732	91	164	255	51.0	66	66	91	22	32	367	73.4
Opponents		330		125-343	.364	30-112	.268	50-75	.667	66	123	189	37.8	96	63	67	15	48	330	66.0

Tulane Averages

Games Played	Points/game	FG Pct	3FG Pct	FT Pct	Rebounds/game	Assists/game	Turnovers/game	Assist/Turnover ratio	Steals/game	Blocks/game
5	73.4	39.2	29.6	73.2	51.0	13.2	18.2	0.7	6.4	4.4



2021-22 Tulane Women's Basketball Opponents Game-by-Game All games

Page 1/1
as of Nov 25, 2021

Opponent	Date	Score		Total		3-Pointers		Free throws		Rebounds										
				FG-FGA	PCT	3FG-3FGA	PCT	FT-FTA	PCT	OFF	DEF	TOT	AVG	PF	A	TO	BLK	STL	PTS	AVG
Southeastern La.	11/09/2021	66-58	W	24-65	.369	4-13	.308	6-7	.857	12	25	37	37.0	16	11	17	2	8	58	58.0
at Alabama	11/14/2021	69-66	W	21-62	.339	12-32	.375	12-16	.750	13	19	32	34.5	20	11	15	3	12	66	62.0
TCU	11/17/2021	88-78	Wot2	27-83	.325	8-29	.276	16-24	.667	15	35	50	39.7	25	15	10	2	8	78	67.3
South Alabama	11/20/2021	86-53	W	21-66	.318	5-28	.179	6-13	.462	10	17	27	36.5	20	10	12	2	13	53	63.8
at LSU	11/23/2021	58-75	L	32-67	.478	1-10	.100	10-15	.667	16	27	43	37.8	15	16	13	6	7	75	66.0
Total		330		125-343	.364	30-112	.268	50-75	.667	66	123	189	37.8	96	63	67	15	48	330	66.0
Tulane		367		131-334	.392	34-115	.296	71-97	.732	91	164	255	51.0	66	66	91	22	32	367	73.4

Opponents Averages

Games Played	Points/game	FG Pct	3FG Pct	FT Pct	Rebounds/game	Assists/game	Turnovers/game	Assist/Turnover ratio	Steals/game	Blocks/game
5	66.0	36.4	26.8	66.7	37.8	12.6	13.4	0.9	9.6	3.0





2021-22 TULANE'S RECORD WHEN...

	OVERALL	HOME	ROAD*
Overall	4-1	3-0	1-1
Scoring first	4-1	3-0	1-1
Leading after the first quarter	2-0	2-0	0-0
Leading at halftime	2-0	2-0	0-0
Leading after the third quarter	4-0	3-0	1-0
Leading with five minutes left	3-0	2-0	1-0

SCORING

TU <60 Points	0-1	0-0	0-1
TU 60-69 Points	2-0	1-0	1-0
TU 70-79 Points	0-0	0-0	0-0
TU >79 Points	2-0	2-0	0-0
Opp. <60 Points	2-0	2-0	0-0
Opp. 60-69 Points	1-0	0-0	1-0
Opp. 70-79 Points	1-1	1-0	0-1
Opp. >79 Points	0-0	0-0	0-0

TULANE OFFENSE

Shoots > 50% FG	0-0	0-0	0-0
Shoots > 40% 3FG	0-0	0-0	0-0
Shoots > 70% FT	4-0	3-0	1-0
TU FG% > Opp. FG%	4-0	3-0	1-0
TU 3FG% > Opp. 3FG%	2-1	2-0	0-1
TU FT% > Opp. FT%	2-0	2-0	0-0

OPPONENT OFFENSE

Shoots < 40% FG	4-0	3-0	1-0
Shoots < 40% 3FG	4-1	3-0	1-1
Shoots < 70% FT	2-1	2-0	0-1

MISCELLANEOUS

TU has >1 A/TO ratio	0-0	0-0	0-0
TU outrebounds	4-0	3-0	1-0
TU < turnovers than opp.	0-0	0-0	0-0
TU more bench points	2-0	1-0	1-0
Following a TU win	3-1	2-0	1-1
Following a TU loss	0-0	0-0	0-0
2+ score in double figures	4-1	3-0	1-1
3+ score in double figures	4-0	3-0	1-0

MONTHS

November	4-1	3-0	1-1
December	0-0	0-0	0-0
January	0-0	0-0	0-0
February	0-0	0-0	0-0
March	0-0	0-0	0-0

DAYS

Sunday	1-0	0-0	1-0
Monday	0-0	0-0	0-0
Tuesday	1-1	1-0	0-1
Wednesday	1-0	1-0	0-0
Thursday	0-0	0-0	0-0
Friday	0-0	0-0	0-0
Saturday	1-0	1-0	0-0

*neutral-site games included in road numbers

TULANE (4-1, 0-0)

2021-22 Team Stats	TLN	Opp.
Points	367	330
Points per game	73.4	66.0
Field goals/att.	131-334	125-343
Field goal %	.392	.364
3-point/att.	34-115	30-112
3-point %	.296	.268
Free throws/att.	71-97	50-75
Free throw %	.732	.667
Rebounds per game	51.0	37.8
Assists per game	13.2	12.6
Steals per game	6.4	9.6

2021-22 Tulane Statistical Leaders

Scoring	FGM	FGA	FG%	Pts	PPG
Ursin	30	65	.462	78	15.6
Jones	23	48	.479	71	14.2

Rebounds	Off.	Def.	Total	RPG
Ursin	15	27	42	8.4
Freeman	14	26	40	8.0

Passing	Ast.	TO	APG
Clark	18	16	3.6
Anderson	16	7	3.2

3-Pointers	3PM	3PA	3P%
Ursin	10	22	.455
Jones	9	15	.600

WU/CC (2-2, 0-0)/(3-1, 0-0)

2021-22 Team Stats	WU/CC	Opp.
Points	230/280	211/243
Points per game	57.5/70.0	52.8/60.8
Field goals/att.	87-226/99-251	83-234/85-237
Field goal %	.385/.394	.355/.359
3-point/att.	15-72/9-55	25-85/28-94
3-point %	.208/.164	.294/.298
Free throws/att.	41-55/73-111	20-29/45-78
Free throw %	.745/.658	.690/.577
Rebounds per game	40.5/47.0	35.3/37.0
Assists per game	12.5/16.0	12.0/14.0
Steals per game	5.5/10.5	6.3/8.8

2021-22 WU/CC Statistical Leaders

Scoring	FGM	FGA	FG%	Pts	PPG
(WU) Bradshaw	26	59	.441	64	16.0
(CC) Serrata	24	52	.462	65	16.3

Rebounds	Off.	Def.	Total	RPG
(WU) Sanchez Ramos	3	23	26	6.5
(CC) Westbrook	15	36	51	12.8

Passing	Ast.	TO	APG
(WU) Olson	16	5	4.0
(CC) Verano	18	20	4.5

3-Pointers	3PM	3PA	3P%
(WU) Bradshaw	6	24	.250
(CC) Willstedt	4	10	.400

2021-22 NCAA TEAM RANKING

Category	TLN	WU/CC
Assists Per Game	172	217/72
Assist/Turnover Ratio	214	101/115
Blocks Per Game	72	266/237
Fewest Fouls	107	4/162
Fewest Turnovers	266	35/136
FG Percentage	211	230/206
FG Percentage Defense	108	82/92
FT Percentage	101	79/245
Rebound Margin	21	102/47
Rebounds Per Game	3	114/13
Scoring Defense	235	37/147
Scoring Margin	139	173/122
Scoring Offense	87	284/125
Steals Per Game	295	317/77
3-Point Percent Defense	120	183/191
3-Point Percent	192	324/345
3-Pointers Per Game	109	301/344
Turnover Margin	317	254/121
Turnovers Per Game	242	26/177

rankings accurate through games played 11/24

SERIES HISTORY – WYOMING / TEXAS A&M - CC

- This will be the first meeting between the Green Wave and the Cowgirls in program history.
- Tulane's matchup with the Islanders will be the third all-time meeting between the two programs. The Green Wave is 1-1 against Texas A&M - Corpus Christi.
- The Wave won the first meeting against the Islanders 57-53 on the road on Jan. 5, 2004, but Texas A&M - Corpus Christi took the last matchup 75-57 in New Orleans on Dec. 7, 2004.

SCOUTING THE COWGIRLS

- Wyoming is coming off a 71-48 win at home over Chadron State on Monday.
- Two players scored in double figures and the Cowgirls shot 42.1 percent from the field in the win over the Eagles.
- McKinley Bradshaw leads Wyoming in the scoring column averaging 16 points per game while shooting 44.1 percent from the field.
- The Cowgirls rank in the top five nationally for the fewest fouls committed (33) and lead the nation for the fewest personal fouls per game (8.2).
- Wyoming welcomes back three starters from last season in Tommi Olson, Alba Sanchez Ramos and Quinn Weidemann.
- The Cowgirls return more than 78 percent of its scoring, 79 percent of its rebounding and nearly 88 percent of its assist production from the 2020-21 campaign.
- Head coach Gerald Mattinson holds an overall record of 33-24 in his third season at Wyoming.

SCOUTING THE ISLANDERS

- Texas A&M - Corpus Christi is coming off an 81-61 win at home over Pacific on Monday.
- Four players posted double digits in the scoring column for the Islanders in the win. Makinna Serrata led the team with 28 points and nine rebounds in the contest.
- Serrata leads Texas A&M - Corpus Christi averaging 16.3 points per contest. Alecia Westbrook averages just shy of a double-double for the Islanders tallying 9.3 points and 12.8 rebounds

per contest.

- The Islanders were picked to finish fifth out of eight in the Southland Conference Preseason Poll after finishing with a 17-3 conference record last season.
- Head coach Royce Chadwick holds an overall record of 128-138 in his 10th season at Texas A&M - Corpus Christi. He is 692-259 all-time in 39 seasons as a head coach.

CAREER NUMBERS WATCH

Coming up soon:

- Krystal Freeman is 36 points behind 10th, (Terry Johnson, 1,358) in Tulane history, 44 rebounds from 800 and 21 3PM from 100.
- Sierra Cheatham is 38 3PM from 200.
- Kaila Anderson is two assists from 300, 14 steals from 100 and 24 3PM from 100.
- Arsula Clark is 38 rebounds from 700, 22 assists from 200 and 23 steals from 100.
- Mia Heide is 51 rebounds from 500 and 13 assists from 100.
- Dynah Jones 31 3PM from 100 and nine steals from 100.
- Anijah Grant is 28 points from 100 and four rebounds from 100.
- Irina Parau is 20 points from 200.

CRASHING WAVE ON THE BOARDS

- Tulane ranks third in the nation in rebounds per game at 51.0.
- The Green Wave is also in the top 25 nationally in total rebounds (8th), offensive rebounds per game (7th), defensive rebounds per game (11th) and rebound margin (21st).





LIFE IN THE AMERICAN

2021-22 PRESEASON AAC POLL

TEAM	All Games		AAC Games	
	W-L	PCT.	W-L	PCT.
1. USF (10)	4-2	.667	0-0	----
2. UCF (1)	3-1	.750	0-0	----
3. Tulane	4-1	.800	0-0	----
4. Houston	2-2	.500	0-0	----
5. Temple	2-3	.400	0-0	----
6. Cincinnati	3-2	.600	0-0	----
7. ECU	3-3	.500	0-0	----
8. Wichita St.	4-1	.800	0-0	----
9. Tulsa	4-0	1.000	0-0	----
10. SMU	2-2	.500	0-0	----
11. Memphis	4-1	.800	0-0	----

TULANE PRESEASON AMERICAN HONORS

Krystal Freeman Second Team All-Conference

2021-22 AAC STANDINGS

TEAM	All Games		AAC Games	
	W-L	PCT.	W-L	PCT.
1. Tulsa	4-0	1.000	0-0	----
2. Memphis	4-1	.800	0-0	----
3. Tulane	4-1	.800	0-0	----
4. Wichita St.	4-1	.800	0-0	----
5. UCF	3-1	.750	0-0	----
6. USF	4-2	.667	0-1	----
7. Cincinnati	3-2	.600	0-0	----
8. ECU	3-3	.500	0-0	----
9. Houston	2-2	.500	0-0	----
10. SMU	2-2	.500	0-0	----
11. Temple	2-3	.400	0-0	----

MOON SHOT

- Redshirt senior Moon Ursin returns to Louisiana and comes to Tulane after four winning seasons at Baylor including an NCAA National Championship season in 2019.
- Ursin played under LSU head coach Kim Mulkey during her time with the Bears including the championship season in 2019.
- Ursin helped lead Baylor to four regular season Big 12 Championships and three Big 12 Tournament Championships.
- She earned Second Team All-Big 12 honors in 2021 averaging 12.6 points and 6.6 rebounds for the Bears.
- Ursin was a three-time Gatorade Player of the Year and a two-time Miss Basketball in the state of Louisiana while playing at Destrehan High School.

HOMETOWN DEBUT

- Redshirt senior Moon Ursin posted 15 points and eight rebounds against Southeastern Louisiana Nov. 9 in her Tulane debut.
- The Destrehan, Louisiana, native joined the Green Wave after spending four seasons at Baylor. While with the Bears, Ursin was a member of the 2019 NCAA Championship team.

WAVE OF BALANCE

- Tulane has four players averaging double figures in scoring through four games.
- Moon Ursin (16.3 ppg), Dynah Jones (13.3 ppg), Krystal Freeman (12.8) and Arsula Clark (10.8) pace the Green Wave in the scoring column.
- All 14 players have made at least one basket so far this season.

UPTOWN DOUBLE-DOUBLE FACTORY

- Moon Ursin, Krystal Freeman and Mia Heide each logged double-doubles against TCU on Nov. 17, 2021. Ursin recorded 28 points and 10 rebounds, Freeman posted 15 points and 12 boards, and Heide added 14 points and 13 rebounds.
- This was the first time in program history three Tulane players registered double-doubles in the same game.
- Juniors Arsula Clark and Krystal Freeman both logged double-doubles against South Alabama on Dec. 7, 2019. Clark recorded 14 points and 15 rebounds, while Freeman added 12 points and 12 boards.

RETURNING THE OFFENSE

- Tulane will bring back 67.8 percent of its scoring and 82.3 percent of its rebounding from the 2020-21 season.
- The four redshirt seniors (Krystal Freeman, Arsula Clark, Sierra Cheatham and Kaila Anderson) on the roster for the Olive Blue combined for 807 total points, 391 rebounds, 154 assists and 92 steals last season.

FREEMAN IS BACK

- Redshirt senior Krystal Freeman is averaging just shy of a double-double through the first five games of her final season in Uptown.
- Freeman is averaging 12.8 points and 9.3 rebounds per game this season.
- She recorded back-to-back double-doubles against Alabama (14 points, 11 rebounds) and TCU (15 points, 12 rebounds) for the 23rd and 24th of her career.
- Last season, the Pineville, La., native ranked second in The American in rebounds (211) and third in rebounds per game (7.8). She also played the second most minutes in the conference (856:45).

AMBASSADOR CHEATHAM

- Redshirt senior Sierra Cheatham was named the Ambassador Award winner by the American Athletic Conference the past three seasons.
- Cheatham is the only person to win the award three times in conference history.
- The award is given annually to the student-athlete who most exemplifies the ideals of sportsmanship on the court – ethical behavior, fair play and integrity – along with community service off the court.

CLARK STEPS UP

- Redshirt senior Arsula Clark carried the momentum from her strong season in 2020-21 into the new year by scoring 13 points to go with five assists against SLU.
- Clark stepped up last season for the Green Wave as a transfer from Louisiana Monroe. She led the team with 80 assists, 110 free throws made and 156 free throws attempted.
- She was tied for second on the team with 12.3 points per

game and added 4.2 rebounds.

- Clark narrowly missed recording the first triple-double in program history when she logged 18 points, nine rebounds and eight assists in the win over Cincinnati on Jan. 18, 2020.

CLARK SCORES 1,000

- Senior Arsula Clark scored the 1,000th point of her career with an and-one against Wichita State on Feb. 16, 2020.
- She spent her first two seasons at Louisiana Monroe, where she scored 711 points.
- Clark has scored 741 points since joining the Wave to give her a total of 1,450 points for her entire college career.

SINGLE-DIGIT QUARTERS

- The Olive and Blue have made a point to be strong defensively under coach Stockton. This season Tulane has held its opponents to fewer than 10 points in a quarter twice limiting Alabama to eight and South Alabama to nine in the second quarter.
- Last season, Tulane held Temple to single digits twice in the same game allowing just six points in the third quarter and three in the fourth on Jan. 30. The Green Wave also held Cincinnati to three points in the second quarter Feb. 7.
- The Olive and Blue have held opponents to five or fewer points in a quarter 20 times since the NCAA moved to the four quarters format in the 2015-16 season.
- Tulane held opponents to single-digits in a quarter 15 times last season.

MORE THAN A QUARTER CENTURY WITH COACH

- Now in her 28th year with the Green Wave women's basketball program in 2021-22 it's hard to imagine anyone else at the helm besides Coach Lisa Stockton. Her numbers are staggering: three different conferences, five conference tournament championships, four conference regular-season championships, seven All-Americans, 11 NCAA Tournament berths, eight WNIT spots and 544 wins. No one in the history of Tulane women's basketball is even close to Stockton's career numbers.

STOCKTON THE LEGEND

- Tulane head coach Lisa Stockton has amassed 607 NCAA wins in her 30-year coaching career. This number currently ranks 18th among all active Division I coaches. Stockton has the most wins of any coach in the American Athletic Conference.

WINS AMONG ACTIVE COACHES

1. Tara VanDerveer, Stanford - 1,129

...

16. Kathleen Delaney-Smith, Harvard - 618

17. Mike McLaughlin, Penn - 609

18. Lisa Stockton, Tulane - 607

#LOCKEDINFORSTOCKTON

- With a victory over Nicholls on December 4, 2018, Coach Lisa Stockton recorded her 500th victory at Tulane. In her 27 years with the Green Wave, Stockton is averaging 20 wins per season – and rising. She is currently the nation's 10th-longest tenured coach at a D1 school. She has more than eight times as many wins as the second-place coach in program history (Joline Matsunami, 1985-90, 60 wins). She was honored for her 500th win on January 26, 2019 against Wichita State.





AP POLL (AS OF NOVEMBER 22)

TEAM (first-place votes)	RECORD	PTS
1. South Carolina(30)	6-0	750
2. Maryland	6-0	710
3. UConn	3-1	696
4. Indiana	4-0	630
5. NC State	4-1	623
6. Baylor	3-1	564
7. Stanford	3-1	560
8. Iowa	4-0	557
9. Arizona	4-0	489
10. Louisville	3-1	481
11. Tennessee	4-0	424
12. Michigan	5-0	396
13. Iowa State	4-0	392
14. Texas	3-1	339
15. Oregon	3-2	285
16. Oregon State	3-0	254
17. Florida State	4-0	234
18. South Florida	4-2	228
19. UCLA	3-0	222
20. Kentucky	3-1	191
21. Ohio State	3-0	150
22. West Virginia	3-0	128
23. exas A&M	4-0	126
24. Virginia Tech	5-0	105
25. Florida Gulf Coast	5-0	63

Others receiving votes: Georgia 54, Georgia Tech 40, Notre Dame 14, Colorado 10, Washington State 8, DePaul 6, BYU 6, Arkansas 6, Duke 4, Michigan State 3, Gonzaga 1, Oklahoma 1

COACHES POLL (AS OF NOVEMBER 23)

TEAM (first-place votes)	RECORD	PTS
1. South Carolina(31)	6-0	799
2. UConn	3-1	741
3. Maryland	6-0	730
4. NC State	4-1	686
5. Stanford(1)	3-1	672
6. Indiana	4-0	653
7. Louisville	3-1	590
8. Baylor	3-1	526
9. Michigan	5-0	493
10. Tennessee	4-0	488
11. Iowa	4-0	469
12. Arizona	4-0	450
13. Oregon	3-2	393
14. Iowa State	4-0	327
15. UCLA	3-0	324
16. Texas	3-1	290
17. Kentucky	3-1	287
18. Texas A&M	4-0	259
19. Oregon State	3-0	223
20. South Florida	4-2	193
21. Georgia	4-0	179
22. Florida State	4-0	116
23. West Virginia	3-0	104
24. Ohio State	3-0	89
25. Georgia Tech	4-1	75

Others receiving votes: Virginia Tech 62, Florida Gulf Coast 42, Gonzaga 36, Notre Dame 14, North Carolina 13, Missouri State 12, Colorado 11, **UCF 10**, Washington State 9, Michigan State 9, BYU 5, Wake Forest 5, Oklahoma 4, **Tulane 3**, Utah 3, Ole Miss 3, Arkansas 2, Belmont 1

Bold & Italics denote teams on the 2021-22 Tulane Schedule

THREE-POINT DEFENSE

- Green Wave opponents shot 26.9 percent from behind the arc last season. This figure ranked third in the AAC.
- Tulane opened this season by holding the Southeastern to 30.8 percent (4-of-13) from downtown on Nov. 9.
- The Green Wave then limited South Alabama to 17.9 percent shooting from beyond the arc on Saturday, Nov. 20.
- The good 3-point defense started in the 2019-20 season as Jackson State shot 15.8 percent from behind the arc. This was the lowest 3-point percentage by a Tulane opponent since Memphis shot 11.1 percent on 2/2/2019.

CARDIAC WAVE

- Following a season of tight contests, Tulane won back-to-back games decided by fewer than 10 points to open the season. The Green Wave topped Alabama 69-66 on the road Sunday, Nov. 14, after defeating Southeastern Louisiana 66-58 in the season opener Nov. 9.
- Tulane played its first overtime game since 2019 when it defeated TCU in double overtime 88-78 on Wednesday. The Green Wave lost in its previous overtime bout to Houston on Dec. 1, 2019.
- The Olive and Blue had 14 of their 27 games decided by 10 points or less last season. The Green Wave went 7-7 in those games.
- Within those 14 games, nine were decided by five points or less. Tulane went 5-4 in games decided by five points or less last season, including going 3-1 in games decided by two points.

KEEP IT IN LOUISIANA

- The Green Wave have made it a habit of keeping talent in the state of Louisiana. Tulane currently has six players and four staff members who hail from Louisiana.
- Krystal Freeman, Kaila Anderson, Dynah Jones, Dene' Mimms, Moon Ursin and Kahia Warmsley are all from Louisiana. Anderson, Mimms, and Ursin are all from the New Orleans area.
- The staff features four members from the state in Alan Frey,

Chandra Dorsey, Olivia Grayson and Janet Butler.

OVERSEAS CONNECTION

- The 2020-21 Tulane roster boasts three players from overseas in redshirt sophomores Irina Parau and Marta Galic and redshirt freshman Chiara Grattini.
- Parau, a native of Romania, joined the Green Wave in 2019. She has appeared in 57 games in the Olive and Blue and is averaging 3.1 points and 2.6 rebounds in her career.
- Grattini, a native of Italy, joined the Olive and Blue in 2020 and appeared in seven games last season.
- Galic, a native of Croatia, joined Tulane prior to the 2021-22 season after spending the previous three years at the University of San Francisco.

HOLIDAY TOUR

- The Green Wave will take part in three different holiday tournaments between Thanksgiving and Christmas this season.
- Tulane will face Wyoming and Texas A&M Corpus Christi in the Pioneer Thanksgiving Classic in Denver, Colorado, Nov. 26-27.
- The Wave will then take the tour to South Florida for the Miami Holiday Classic where it will play UAPB and Miami Dec. 4-5.
- The Olive and Blue will bring their holiday tour to a close by hosting the Tulane Holiday Tournament Dec. 20-21. Tulane will face Texas Southern and UALR/Bradley.

2021-22 HOME-AWAY BREAKDOWN

Category	HOME (3-0)	AWAY (1-1)*
Points Per Game	80.0	63.5
Opponent Points Per Game	63.0	70.5
Field goal percentage	.411	.360
Opponent field goal percentage	.336	.411
3-point percentage	.312	.263
Opponent 3-point percentage	.243	.310
Free throw percentage	.772	.675
Opponent free throw percentage	.636	.710
Rebounds per game	55.0	45.0
Opponent rebounds per game	38.0	37.5
Assists per game	15.7	9.5
Opponent assists per game	12.0	13.5
Steals per game	6.0	7.0
Opponent steals per game	9.7	9.5
Turnovers per game	18.0	18.5
Opponent turnovers per game	13.0	14.0

Score by Quarters	1ST	2ND	3RD	4TH	OT	TOTAL
Tulane (HOME)	64	48	50	56	22	240
Opponents (HOME)	44	39	44	50	12	189
Tulane (AWAY)	26	29	37	35	---	127
Opponents (AWAY)	44	---	---	---	---	---
31 30	36	---	141	---	---	---





THE LAST TIME...

Tulane scored 100 points or more	Dec. 21, 2017 vs. Troy (Tulane 106, Troy 75)
Tulane scored 90 points or more	Jan. 6, 2018 vs. Houston (Houston 98, Tulane 92 [OT])
Tulane scored 50 points or fewer	March 10, 2021 vs. USF (AACT) (USF 51, Tulane 47)
Tulane scored 40 points or fewer	Feb. 19, 2020 at UConn (UConn 74, Tulane 31)
Tulane gave up 100 points or more	Jan. 22, 2017, at No. 1 UConn (Tulane 56, No. 1 UConn 100)
Tulane gave up 90 points or more	Feb. 21, 2018 vs. UConn (UConn 91, Tulane 47)
Tulane gave up 40 points or fewer	Dec. 30, 2019 vs. Georgia Southern (Tulane 56, Georgia Southern 40)
Tulane won by 40+ points	Nov. 25, 2020 vs. Nicholls State (Tulane 88, Nicholls State 43)
Tulane won an overtime game	Nov. 17, 2021 vs. TCU (Tulane 88, TCU 78 [2OT])
Tulane lost an overtime game	Feb. 1, 2020 vs. Houston (Houston 66, Tulane 60 [OT])
Tulane made 10 or more 3-pointers	Nov. 20, 2021, 10 vs. South Alabama (Tulane 86, South Alabama 53)
A Tulane opponent made 10 or more 3-pointers	Nov. 14, 2021, 12 at Alabama (Tulane 69, Alabama 66)
A Tulane player scored 30+ points	Feb. 16, 2020, Arsula Clark, 31, vs. Wichita State (Wichita State 69, Tulane 68)
A Tulane player scored 40+ points	Jan. 3, 1990, Carmen Jones, 43, vs. Alabama (Alabama 71, Tulane 63)
An opposing player scored 30+ points	Jan. 16, 2019, Megan Walker, 34, vs. UConn (UConn 75, Tulane 33)
A Tulane player had a triple-double	Never
An opposing player had a triple-double	Feb. 14, 2008, Valeriya Berezhyńska, Rice, 14 p, 12 r, 10 a (Rice 78, Tulane 73)
No Green Wave scored double figures	Feb. 19, 2020 at UConn (UConn 74, Tulane 31)
No opposing player scored double figures	Jan. 21, 2018 vs. Tulsa (Tulane 70, Tulsa 39)
Two Green Wave players had a double-double in the same game	Nov. 17, 2021 vs. TCU, Moon Ursin 28 p, 10 r, Krystal Freeman 15 p, 12 r and Mia Heide 14 p, 13 r (Tulane 88, TCU 78)
A Green Wave player had 15+ rebounds	Dec. 19, 2020, Krystal Freeman, 17 vs. Southeastern (Tulane 70, Southeastern 54)
A Green Wave player had 20+ rebounds	Jan. 5, 2019, Krystal Freeman, 20 vs. ECU (Tulane 68, ECU 57)
A Green Wave player had 25+ rebounds	Never
An opposing player had 15+ rebounds	March 10, 2021, Bethy Mununga vs. USF (AACT), 18 (USF 51, Tulane 47)
An opposing player had 20+ rebounds	Feb. 9, 2016, Alisia Jenkins, South Florida, 20 (Tulane 65, #22/20 USF 77)
An opposing player had 25+ rebounds	Never
A Green Wave player had 10+ assists	Nov. 14, 2019, Kaila Anderson, 10 vs. MTSU (MTSU 64, Tulane 62)
A Green Wave player had 15+ assists	Nov. 12, 2016, Leslie Vorpahl, 15, vs. Grambling (Grambling 56, Tulane 79)
A Green Wave opponent had 10+ assists	Dec. 20, 2019, Ciani Cryor, 14, at Texas Southern (Texas Southern 72, Tulane 62)
A Green Wave opponent had 15+ assists	Never
A Green Wave player made 5+ 3-pointers	Feb. 4, 2020, Sierra Cheatham, 6 at Memphis (Memphis 64, Tulane 62)
A Green Wave player made 8+ 3-pointers	Jan. 13, 2013, Danielle Blagg, 8, at Marshall (Tulane 67, Marshall 57)
A Green Wave player made 10+ 3-pointers	Never
An opposing player made 5+ threes	March 19, 2021, Mary Crompton, 5 vs. Illinois State (WNIT) (Tulane 75, Illinois State 67)
An opposing player made 8+ threes	Never
Tulane shot 60 pct. FG or better	Dec. 29, 2010, .640 (32-50) vs. Nicholls State (Nicholls 65, Tulane 84)
Tulane shot 30 pct. FG or lower	March 10, 2021, .278 (15-54) vs. USF [AACT] (USF 51, Tulane 47)
An opponent shot 60 pct. FG or better	Feb. 21, 2018, .667 (36-54) vs. UConn (UConn 91, Tulane 47)
An opponent shot 30 pct. FG or lower	March 10, 2021, .279 (17-61) vs. USF [AACT] (USF 51, Tulane 47)
An opponent shot 25 pct. FG or lower	Nov. 5, 2019, .227 (17-75) vs. Jackson State (Tulane 82, Jackson State 46)
An opponent shot 20 pct. FG or lower	March 17, 2011, .169 (12-71), vs. Southern (Tulane 61, Southern 31)
Tulane forced 30 or more turnovers	Nov. 14, 2014, 34, vs. Mississippi Valley State (MVSU 47, Tulane 87)
Tulane committed 30 or more turnovers	Feb. 29, 2020, 34 at ECU (ECU 53, Tulane 50)
Tulane had 20 or more steals	Nov. 14, 2014, 21, vs. Mississippi Valley State (MVSU 47, Tulane 87)
A Tulane opponent had 20 or more steals	Jan. 22, 2017, at UConn, 20 (Tulane 56, No. 1 UConn 100)
Tulane blocked 10 or more shots	Jan. 18, 2020, vs. Cincinnati, 10 (Tulane 64, Cincinnati 59)
Tulane won 5+ games in a row	Jan. 30-Feb. 13, 2021, 6-game streak
Tulane won 10+ games in a row	Jan. 12-Feb. 15, 2007, 10-game streak
Tulane lost 5+ games in a row	Feb. 1-Feb. 29, 2020, 7-game streak
Tulane lost 10+ games in a row	Jan. 5-Feb. 2, 1991, 11-game streak
Tulane won 5+ in a row at home	Jan. 30-Feb. 13, 2021, 5-game streak
Tulane won 10+ in a row at home	Feb. 14-Dec. 28, 2016, 11-game streak
Tulane won 15+ in a row at home	Dec. 27, 1997-Jan. 14, 1999, 17-game streak
Tulane lost 5+ in a row at home	Jan. 27-Feb. 22, 1990, 5-game streak
Tulane lost 10+ in a row at home	Never
Tulane won 5+ in a row away from home	Dec. 20, 2013-Feb. 12, 2014, 7-game streak
Tulane won 10+ in a row away from home	Nov. 25, 1996-Jan. 26, 1997, 10-game streak



LISA STOCKTON

HEAD COACH • 28th SEASON

Wake Forest, 1986 • Greensboro, N.C. • Career Record: 606-328

Head Coach Lisa Stockton will embark upon her 28th season at the helm of the Tulane women's basketball program for the 2021-22 campaign and 31st overall as a head coach.

Stockton's career record of 607-328 as a collegiate head coach is good for a .649 winning percentage and she is 544-301 (.644) during her time at Tulane, including a 249-175 (.585) mark in conference play. In 2018, Stockton won her 500th game as the head coach of the Green Wave when Tulane defeated Nicholls 71-46 on December 4.

She is among the top 50 winningest college women's basketball coaches of all time and 19th among active coaches heading into the 2021-22 season.

Stockton has led the Green Wave to the postseason 18 times (11 NCAAs, 7 WNITs) and claimed conference Coach of the Year honors three times (Metro in 1995, C-USA in 2007 and 2010). In addition, Tulane has won four C-USA regular-season championships (1996-97, 1998-99, 2006-07, 2009-10) and the C-USA tournament title on five occasions (1997, 1999, 2000, 2001, 2010).

Stockton is one of two active coaches to take a Top 50 academic institution as listed in U.S. and World Report to at least 11 NCAA Tournaments, joining Tara Vanderveer of Stanford. Notre Dame's Muffet McGraw and North Carolina's Sylvia Hatchell were part of the group prior to their retirement. In addition, 20 of her players have become members of Tulane's 1,000-Point Club.

Taking the reins of a program that had never been to the NCAA Tournament and whose only postseason appearance came via the WNIT the year prior to her arrival, Stockton made her presence at Tulane felt right away. Her 1994-95 club went 19-10 overall and 9-3 in the now-defunct Metro Conference. The Green Wave's league record was good for second-place in the final Metro standings – a high-water mark for the program – and Stockton's team earned an at-large bid to the NCAAs.

Tulane's trip to "The Big Dance" was the first of nine consecutive NCAA bids for Stockton-coached teams and the first of nine straight winning seasons. A year later, a 21-10 record in 1995-96 was the first of what has now become 15 straight 20-plus win seasons with the Green Wave including a school-record 27 wins in 1996-97 and again in 1999-2000.

While the postseason streak was snapped in 2004, Stockton reloaded her team for success with the addition of four freshmen to an already young-but-talented squad that did not feature a senior on the active roster for the 2005-06 season. As the Tulane student-body began the move-in process for the school year, however, the Tulane community, the New Orleans area and the Gulf Coast region was rocked to its core as Hurricane Katrina made landfall on Aug. 29, 2005, and the subsequent floodwaters consumed the area.

Relocated to Lubbock, Texas, and the campus of Texas Tech University for the semester, Stockton's Green Wave finished what has become known as the "Katrina Season" 15-12 and sparked a run of 12 straight winning seasons that remained alive until 2017-18.

The following year, Stockton's troops went 26-7, won the C-USA regular-season title with a 13-3 league mark and returned to the postseason for the first time since 2003 as Tulane advanced to the second round of the 2007 WNIT. Three years later, the Green Wave won another C-USA regular-season crown with a 12-4 conference record, finished the year 26-7 overall and returned to the NCAA Tournament. In each of the next two seasons, Stockton guided the Green Wave to 23-11 overall record, advanced to the C-USA Championship games and a trip to the second round of the 2011 and 2012 WNIT. In 2013, the Green Wave finished 24-9 and accomplished a program first when they advanced to the round of 16 in the WNIT.

The Green Wave closed out their tenure with C-USA in 2014, as Coach Stockton recorded a final tally of 397 total victories while in the league, which stood as a C-USA best.

The 2014-15 season issued in a new era for Stockton and the Green Wave, competing in the American Athletic Conference for the first time. Tulane responded with a 22-11 overall record, a run to the semifinals in the conference tournament, and ended the program's five-year NCAA Tournament drought, traveling to Durham for a first round match-up vs. Mississippi

State, marking the program's 11th NCAA Tournament appearance. The 2014-15 season also witnessed Coach Stockton capture her 500th career victory, as she became the 32nd active Division-I women's basketball coach to reach the prestigious 500-win club.

In 2015-16, the Wave's 23-12 record resulted in a WNIT berth which led to a run to the third round, they made their second straight American Conference Tournament semifinal, handed No. 1 UConn its largest deficit of the season, went 3-0 against SEC competition and tied the program record for most wins at home with 14.

In 2016-17 the Green Wave took a strength of schedule ranked 35th in the country and went 18-15 overall, achieving their 12th straight winning season and eighth consecutive trip to the postseason. In addition, Stockton's Green Wave once again tied its longest run in the WNIT by reaching the third round, produced their ninth straight year with 10 or more wins at home (12-5) and most notably took a 100-game win streak team in No. 1 UConn to its limit with a 63-60 loss - marking the second closest any team had gotten to the upset and closest any American squad had gotten, besting USF's 16-point loss in January of 2016.

Tulane's eight-year postseason streak came to an end in 2017-18, but the campaign was highlighted by the individual excellence of guard Kolby Morgan. Finishing out her career, Morgan eclipsed 2,000 points and scored 600 points for the third straight year, becoming the first Green Wave player to ever do that. Morgan ended her career ranking second in points in team history and first in games started, field goals made and field goals attempted. She was named LSWA First Team All-State for the second straight year and Second Team All-AAC for the third straight year.

The Green Wave got better in 2018-19 but just missed out on a postseason berth in Stockton's 25th year as head coach. Still, progress was evident as sophomore Krystal Freeman went from little-used freshman to the American Athletic Conference's Most Improved Player after racking up 14.4 points and 7.5 rebounds per game. She was also named Second Team All-Conference, and Dynah Jones was on the All-Freshman Team and Sierra Cheatham won the program's first Ambassador Award. Stockton won her 500th career game at Tulane in December when the Green Wave defeated Nicholls.

Tulane posted the best conference start in program-history winning the first six games in American Athletic Conference play in the 2019-20 season. Freeman's performance continued to improve as she led the team with 15.0 points and 7.7 rebounds. She was named Second Team All-Conference, while Jones collected Sixth Player of the Year honors. Cheatham became the first player in conference history to win the Ambassador Award twice.

In 2020-21 the Wave reached the WNIT for the eighth time in Stockton's tenure putting together an 18-9 overall record and 12-6 in league play to finish fourth in the AAC. Jerkaila Jordan led the team averaging 16.7 points and 3.9 rebounds per game. She earned First Team All-Conference and All-Freshman Team selection while also being named the AAC Freshman of the Year by a unanimous vote. Freeman picked up another All-AAC honor being selected Third Team All-Conference, while Cheatham claimed her third straight Ambassador Award.

While team success has been the ultimate goal for Stockton and the Green Wave since the 1994-95 season, individual recognition has been a mainstay at Tulane during that time as well. In 25 years under its current head coach, Tulane has seen 25 different student-athletes earn all-conference honors 41 times (nine first-team, 18 second-team and 14 third-team) and 12 receive All-Freshman recognition.

In addition, Stockton's players have earned conference Defensive Player of the Year (Janell In addition, Stockton's players have earned conference Defensive Player of the Year (Janell Burse/C-USA/1999,2000,2001), Sixth Player of the Year (Burse/C-USA/1999, Grace Daley/C-USA/1997, Teana McKiver/C-USA/2001) and Freshman of the Year (Barbara Farris/Metro/1995, Daley/C-USA/1997, Danielle Blagg/C-USA/2012) on three occasions each, as well as Player of the Year (Burses/C-USA/2000), Newcomer of the Year (Indira Kaljo/C-USA/2009), Most Improved Player (Krystal Freeman/AAC/2019) once apiece. At the 10th anniversary of Conference USA in 2005, Burse and Daley were named to C-USA Team of the Decade, making Tulane one of two schools to have multiple players on the prestigious list.





Tulane student-athletes have also garnered national honors under Stockton's watch as well as Farris (1987), Daley (1998-2000), Burse (2000-01), McKiver (2002-03) and Jamie Kaplan (2013-14) all earned All-America recognition. Ashley Langford was a Freshman All-American in 2006 and Chassity Brown was named to the WBCA All-Region IV Team in 2010. In addition, seven of Stockton's former student-athletes – Burse, Daley, Farris, McKiver, Montagnino, Langford and Slaughter – have been elected into the Tulane Athletics Hall of Fame.

For some of Stockton's prized pupils, success on the court did not end once their collegiate eligibility expired. Five former Green Wave standouts have gone on to play in the WNBA – including Farris and Burse who won WNBA Championships with the Detroit Shock in 2003 and Seattle Storm in 2004, respectively – and many more have enjoyed pro playing careers overseas.

But what Stockton may be most proud of is her student-athletes' collective accomplishments in the classroom as every four-year player has completed their degrees under her watch.

Forty-three women's basketball players earned C-USA Commissioner's Honor Roll recognition 93 times for holding GPAs of 3.2 or higher since the 1995-96 season. Six student-athletes – Brooke Blankenship ('10-'11, '11-'12, '13-'14), Kiki Cizmar ('96-'97), Jamie Kaplan ('12-'13, '13-'14), Courtnie Latham ('13-'14), Gwen Slaughter ('02-'03), Britt Themann ('99-'00, '00-'01, '01-'02, '02-'03), Christy Thomaskutty ('95-'96) and Leslie Vorpahl ('13-'14) – claimed C-USA Commissioner's Academic Medal honors for maintaining at least a 3.75 GPA. Ashley Langford ('08-'09) and Jami Montagnino ('06-'07) were named C-USA Scholar Athletes, and Themann earned a C-USA Postgraduate Scholarship in 2003.

Furthermore, after joining The American, Stockton's point guards have shone the brightest after collecting the American Scholar-Athlete Award twice in the past five years, courtesy of Leslie Vorpahl (2017) and Jamie Kaplan (2015). Kaplan was also named a Senior CLASS First Team All-American for her body of work both on and off the court. For three-consecutive years 2019-21, Sierra Cheatham has earned the league's Ambassador Award for tremendous contributions to the community.

Stockton's impact has not been limited to her players, however, as four former assistant coaches at Tulane went on to become collegiate head coaches: Katie Meier (Charlotte and Miami [Fla.]), Kellie Kennedy (Loyola-New Orleans), Michele Savage (Davidson) and Jenny Yopp (Portland State and Illinois State).

While Stockton's teams and student-athletes have achieved success both on the court and in the classroom, these accomplishments are nothing that the head coach herself did not earn while she was a collegiate player.

Following a standout prep career at Western Guilford High School, Stockton packed her bags for Wake Forest University. During her four-year career with the Demon Deacons from 1983-86, she set the school's career records in scoring (1,347), scoring average (12.1 ppg), field goals made (592), field goals attempted (1,262), field goal percentage (.462), assists (330), steals (206) and minutes played (3,385).

Stockton still holds the Wake Forest record for consecutive games started with 97 and still ranks in the top 10 for points, made field goals, assists and steals. As a senior during the 1985-86 season, Stockton was named honorable-mention Fast Break All-American after scoring 473 points and hitting 204-of-415 shots (.491), pulling down 94 rebounds, dishing out 97 assists and tallying 58 steals.

She was named ACC Player of the Week and claimed MVP honors of the Dartmouth Tournament as a junior and was named MVP of the James Madison Invitational and of the Demon Deacon team as a senior.

Stockton earned a spot on the ACC Academic Honor Roll following each of her final two seasons at Wake Forest and graduated cum laude with a bachelor's degree in health and sports science in 1986.

She was drafted by the National Women's Basketball Association following her senior season but chose instead to begin her coaching career as a volunteer assistant at the University of North Carolina for the 1986-87 season where she helped the Tar Heels go 19-10 overall, finish third in the ACC with a 9-5 league record and advance to the second-round of the NCAA Tournament. Stockton also enveloped herself in post-graduate studies and completed her master's degree in 1987.

From there, Stockton accepted her first collegiate head coaching position at Division III Greensboro College. In three seasons there, she helped guide the Pride to a combined 63-27 record. Along the way, six players earned all-conference honors, including first-team selections Lorraine Orr and Susan Gasperson in 1987-88, Gasperson in 1988-89, and Tara Thompson in 1989-90.

She returned to the Division I level the following year when she accepted the top assistant position at Georgia Tech where she was responsible for coordinating recruiting efforts, monitoring academic progress, supervise scheduling and coaching the offense. In four years with Stockton on the staff in Atlanta, the Ramblin' Wreck combined to go 63-52, including a 20-13 mark in 1991-92 when North Carolina won the WNIT. The following season, Georgia Tech went 16-11, finished tied

for fourth in the ACC with an 8-8 league record and advanced to the NCAA Tournament for the first time in school history.

Along with her Coach of the Year accolades, Stockton was named one of CitiBusiness' Women of the Year in 2007. She is a member of the NCAA Women's Basketball Issues Committee and also serves on the Academic Subcommittee for the issues committee. Stockton has also served two terms on the Kodak All-American Committee, twice chaired the C-USA Women's Basketball Coaches and served four terms as the WBCA Conference Captain.

In her 25 seasons, Stockton has built Tulane into a winning program with victories over ranked programs, tournament championships and a succession of All-Americans and future professional players piling wins on top of wins. on the Academic Subcommittee for the issues committee. Stockton has also served two terms on the Kodak All-American Committee, twice chaired the C-USA Women's Basketball Coaches and served four terms as the WBCA Conference Captain.

In her 25 seasons, Stockton has built Tulane into a winning program with victories over ranked programs, tournament championships and a succession of All-Americans and future professional players piling wins on top of wins.

THE STOCKTON FILE...

Date of Birth: April 1, 1964

Hometown: Greensboro, N.C.

Alma Mater: Wake Forest, 1986

Education: B.S. Health and Sports Science

Playing Experience

High School: Western Guilford, 1978-82

College: Wake Forest, 1982-86

NWBA: Drafted in 1986

Coaching Experience

1986-87: Graduate Assistant, North Carolina

1987-90: Head Coach, Greensboro College

1990-94: Assistant Coach, Georgia Tech

1994-Present: Head Coach, Tulane

Year-by-Year Record as a College Head Coach

Year	School	Overall	Pct	Conf/Finish	Pct	Postseason
1987-88	Greensboro	20-7	.741	10-4/t-2nd DIAC	.714	-----
1988-89	Greensboro	25-12	.676	9-3/t-2nd DIAC	.667	-----
1989-90	Greensboro	18-8	.692	8-2/t-1st DIAC	.800	-----
1994-95	Tulane	19-10	.655	9-3/2nd Metro	.750	NCAA (1st Round)
1995-96	Tulane	21-10	.677	9-5/t-2nd C-USA Red	.643	NCAA (1st Round)
1996-97	Tulane	27-5	.844	12-2/1st C-USA Red	.857	NCAA (2nd Round)
1997-98	Tulane	21-7	.750	12-4/2nd C-USA National	.750	NCAA (1st Round)
1998-99	Tulane	24-6	.800	12-4/1st C-USA National	.750	NCAA (1st Round)
1999-2000	Tulane	27-5	.844	12-4/1st C-USA National	.750	NCAA (2nd Round)
2000-01	Tulane	22-10	.688	12-4/1st C-USA National	.750	NCAA (1st Round)
2001-02	Tulane	24-11	.686	8-6/t-3rd C-USA	.571	NCAA (2nd Round)
2002-03	Tulane	19-10	.655	8-6/t-3rd C-USA	.571	NCAA (1st Round)
2003-04	Tulane	10-18	.357	3-11/t-8th C-USA	.214	-----
2004-05	Tulane	11-16	.407	3-11/t-9th C-USA	.214	-----
2005-06	Tulane	15-12	.556	8-8/t-5th C-USA	.500	-----
2006-07	Tulane	26-7	.788	13-3/1st C-USA	.813	WNIT (2nd Round)
2007-08	Tulane	16-14	.533	6-10/t-9th C-USA	.375	-----
2008-09	Tulane	18-14	.563	9-7/6th C-USA	.563	-----
2009-10	Tulane	26-7	.788	12-4/1st C-USA	.750	NCAA (1st Round)
2010-11	Tulane	23-11	.676	9-7/4th C-USA	.563	WNIT (2nd Round)
2011-12	Tulane	23-11	.676	9-7/t-3rd C-USA	.563	WNIT (2nd Round)
2012-13	Tulane	24-9	.727	11-5/t-2nd C-USA	.688	WNIT (3rd Round)
2013-14	Tulane	20-11	.645	11-5/4th C-USA	.688	WNIT (1st Round)
2014-15	Tulane	22-11	.667	11-7/t-5th American	.611	NCAA (1st Round)
2015-16	Tulane	23-12	.657	11-7/5th American	.611	WNIT (3rd Round)
2016-17	Tulane	18-15	.545	7-9/t-5th American	.438	WNIT (3rd Round)
2017-18	Tulane	14-17	.452	5-11/9th American	.313	-----
2018-19	Tulane	15-15	.500	5-11/t-9th American	.313	-----
2019-20	Tulane	14-17	.452	8-8/5th American	.500	-----
2020-21	Tulane	18-9	.667	12-6/4th American	.667	WNIT (Round of 16)
2021-22	Tulane	4-1	.800	-----	-----	-----
Greensboro Record (3 yrs)		63-27	.700	27-9	.750	
Tulane Record (27 yrs)		544-301	.644	247-175	.585	11 NCAA, 8 WNIT
Career Record (30 yrs)		607-328	.649	275-184	.599	11 NCAA, 8 WNIT

As An Assistant Coach

Year	School	Overall	Pct	Conf/Finish	Pct	Postseason
1986-87	North Carolina	19-10	.655	9-5/3rd ACC	.643	NCAA (2nd Round)
1990-91	Georgia Tech	15-13	.546	3-11/7th ACC	.214	-----
1991-92	Georgia Tech	20-13	.606	6-10/7th ACC	.375	WNIT Champions
1992-93	Georgia Tech	16-11	.594	8-8/T4th ACC	.500	NCAA (1st Round)
1993-94	Georgia Tech	12-15	.444	5-11/7th ACC	.313	-----





ARSULA CLARK

#0 • REDSHIRT SENIOR • GUARD • 5-9
Miami, Fla. • ULM/Douglasville (Ga.) HS

INDIVIDUAL HIGHLIGHTS

- Scored the 1,000th point of her career with an and-one to start the game vs. Wichita State (February 16, 2020)
- Named AAC Weekly Honor Roll four times in her career with the latest coming on January 18, 2021
- Scored a season-high 38 and went 10-of-13 from the free throw line on the road against East Carolina (December 22, 2020)
- Grabbed a career-high 15 rebounds against South Alabama (December 7, 2019)
- Named to the WNIT Memphis Regional All-Tournament Team after putting up 21 points, five assists and four rebounds in a win over Illinois State (March 19, 2021)

2021-22 SEASON HIGHS

POINTS.....	17 VS. SOUTH ALABAMA (11/20)
FG MADE.....	7 VS. SOUTH ALABAMA (11/20)
THREES.....	TBD
REBOUNDS.....	8 AT LSU (11/23)
ASSISTS.....	5, 2X, LAST AT ALABAMA (11/14)
FTS.....	5, 2X, LAST AT ALABAMA (11/14)
STEALS.....	2 AT LSU (11/23)
BLOCKS.....	1 VS. SOUTH ALABAMA (11/20)
MINUTES.....	35 AT LSU (11/23)

CAREER HIGHS

POINTS.....	33 VS. ARKANSAS STATE (3/8/19)
FG MADE.....	11 VS. ARKANSAS STATE (3/8/19)
THREES.....	2, 2X LAST AT SOUTH ALABAMA (12/1/20)
REBOUNDS.....	15 VS. SOUTH ALABAMA (12/7/19)
ASSISTS.....	8 VS. CINCINNATI (1/18/20)
FTS.....	12, 2X, LAST AT USF(2/20/21)
STEALS.....	7 VS. TULSA (1/8/20)
BLOCKS.....	4 VS. MCNEESE STATE (11/26/17)
MINUTES.....	40, 2X, LAST AT ECU (12/22/20)

2021-22 GAME-BY-GAME STATISTICS

Date	Opponent	GS	MIN	FG-A	3P-A	FT-A	RB	A	TO	BLK	STL	PTS
11/9	Southeastern La.	*	33	4-10	0-0	5-6	5	5	3	0	1	13
11/14	Alabama	*	34	3-8	0-0	5-8	4	5	6	0	1	11
11/17	TCU	*	16	1-5	0-1	0-0	4	1	0	0	0	2
11/20	South Alabama	*	24	7-11	0-1	3-4	7	3	3	1	0	17
11/23	LSU	*	35	3-11	0-1	3-6	8	4	4	0	2	9

YEAR	G-GS	MIN-AVG.	FG-A	PCT.	3FG-A	PCT.	FT-A	PCT.	OFF-DEF-REB	AVG.	PF-D	AST	TO	BLK	STL	TP	AVG.
2017-18*	30-25	902-30.1	124-291	.426	0-2	.000	65-100	.650	61-117-178	5.9	80-1	82	118	22	43	313	10.4
2018-19*	28-25	918-32.8	142-354	.401	0-5	.000	114-170	.671	82-121-203	7.3	54-1	57	102	15	36	398	14.2
2019-20	31-28	916-29.5	132-296	.446	2-8	.250	129-190	.679	61-91-152	4.9	65-0	84	111	5	41	395	12.7
2020-21	26-26	795-30.6	102-238	.429	6-25	.240	110-156	.705	35-74-109	4.2	39-0	80	71	2	34	320	12.3
2021-22	5-5	142-28.4	18-45	.400	0-3	.000	16-24	.667	9-19-28	5.6	4-0	18	16	1	4	52	10.4
TOTAL	120-109	3672-30.6	518-1224	.423	8-43	.186	434-640	.678	248-422-680	5.6	242-2	321	418	45	158	1478	12.3

* - PLAYED AT ULM





KAILA ANDERSON

#1 • REDSHIRT SENIOR • GUARD • 5-5
Kenner, La. • University Lab

INDIVIDUAL HIGHLIGHTS

- Dished out a career-high 10 assists vs. MTSU on November 14, 2019
- Played a career-high 35 minutes and recorded eight assists vs. SMU on February 24, 2019
- Set a new career high with four made 3-pointers and 14 total points at Houston on February 20, 2019
- Tied her then career-high with nine assists against ECU on January 5 and then again on January 8, 2019 at Temple
- Tallied at least five assists in 15 of Tulane's games in 2018-19

2021-22 SEASON HIGHS

POINTS..... 5 VS. SOUTH ALABAMA (11/20)
 FG MADE..... 2 VS. SOUTH ALABAMA (11/20)
 THREES..... 1, 2X, LAST VS. SOUTH ALABAMA (11/20)
 REBOUNDS..... 3 VS. SOUTH ALABAMA (11/20)
 ASSISTS..... 5 VS. SOUTH ALABAMA (11/20)
 FTS..... 1, 2X, LAST AT ALABAMA (11/14)
 STEALS..... 1 AT ALABAMA (11/14)
 BLOCKS..... TBD
 MINUTES..... 15, 2X, LAST VS. SOUTH ALABAMA (11/20)

CAREER HIGHS

POINTS..... 14 AT HOUSTON (2/20/19)
 FG MADE..... 4, 4X, LAST VS. TULSA (2/10/21)
 THREES..... 4 AT HOUSTON (2/20/19)
 REBOUNDS..... 6, 2X, LAST VS. USF (3/8/19)
 ASSISTS..... 10 VS. MTSU (11/14/19)
 FTS..... 3, 3X, LAST VS. SMU (2/24)
 STEALS..... 3, 5X, LAST VS. SOUTHERN MISS. (12/4/19)
 BLOCKS..... 1, 7X, LAST VS. GEORGIA SOUTHERN (12/30/19)
 MINUTES..... 35, 2X, LAST VS. SOUTH ALABAMA (12/7/19)

2021-22 GAME-BY-GAME STATISTICS

Date	Opponent	GS	MIN	FG-A	3P-A	FT-A	RB	A	TO	BLK	ST	PTS
11/9	Southeastern La.	14	0-3	0-3	1-2	0	4	2	0	0	0	1
11/14	Alabama	10	1-2	1-2	1-2	0	3	2	0	1	4	4
11/17	TCU	15	0-3	0-3	0-0	2	4	1	0	0	0	0
11/20	South Alabama	15	2-5	1-4	0-0	3	5	1	0	0	5	5
11/23	LSU	11	0-3	0-3	0-0	1	0	1	0	0	0	0

YEAR	G-GS	MIN-AVG.	FG-A	PCT.	3FG-A	PCT.	FT-A	PCT.	OFF-DEF-REB	AVG.	PF-D	AST	TO	BLK	STL	TP	AVG.
2017-18	29-1	500-17.2	28-105	.267	14-62	.226	12-22	.545	4-43-47	1.6	54-2	67	64	1	21	82	2.8
2018-19	30-26	741-24.7	48-131	.366	30-90	.333	21-25	.840	9-57-66	2.2	58-1	129	77	4	31	147	4.9
2019-20	29-14	463-16.0	18-78	.231	17-64	.266	9-18	.500	5-33-38	1.3	41-0	61	49	2	22	62	2.1
2020-21	23-0	222-9.6	19-49	.388	13-38	.342	1-2	.500	1-8-9	0.4	22-0	25	9	0	11	52	2.3
2021-22	5-0	65-13.0	3-16	.187	2-15	.133	2-4	.500	1-5-6	1.2	4-0	16	7	0	1	10	2.0
TOTAL	116-41	1991-17.2	116-379	.306	76-269	.283	45-71	.634	20-146-166	1.4	179-3	298	205	7	86	353	3.0





KIERRA MIDDLETON

#2 • FRESHMAN • GUARD • 5-7

Arlington, Texas • Midlothian HS

INDIVIDUAL HIGHLIGHTS

- Scored her first points (2) and registered her first rebound, block and steal against South Alabama (November 20, 2021)
- Led Midlothian High School to the Texas 5A Regional Final
- Named District 14 Offensive Player of the Year her sophomore season and first team all-district as a freshman
- Led the Lady Drive Nation in scoring on the EYBL AAU circuit

2021-22 SEASON HIGHS

POINTS.....	2 VS. SOUTH ALABAMA (11/20)
FG MADE.....	1 VS. SOUTH ALABAMA (11/20)
THREES.....	TBD
REBOUNDS.....	1 VS. SOUTH ALABAMA (11/20)
ASSISTS.....	TBD
FTS.....	TBD
STEALS.....	1 VS. SOUTH ALABAMA (11/20)
BLOCKS.....	1 VS. SOUTH ALABAMA (11/20)
MINUTES.....	8 VS. SOUTH ALABAMA (11/20)

CAREER HIGHS

POINTS.....	2 VS. SOUTH ALABAMA (11/20/21)
FG MADE.....	1 VS. SOUTH ALABAMA (11/20/21)
THREES.....	TBD
REBOUNDS.....	1 VS. SOUTH ALABAMA (11/20/21)
ASSISTS.....	TBD
FTS.....	TBD
STEALS.....	1 VS. SOUTH ALABAMA (11/20/21)
BLOCKS.....	1 VS. SOUTH ALABAMA (11/20/21)
MINUTES.....	8 VS. SOUTH ALABAMA (11/20/21)

2021-22 GAME-BY-GAME STATISTICS

Date	Opponent	GS	MIN	FG-A	3P-A	FT-A	RB	A	TO	BL	ST	PTS
11/9	Southeastern La.	--	--	--	--	--	--	--	--	--	--	--
11/14	Alabama	--	--	--	--	--	--	--	--	--	--	--
11/17	TCU	--	--	--	--	--	--	--	--	--	--	--
11/20	South Alabama	8	1-3	0-0	0-0	1	0	1	1	1	1	2
11/23	LSU	--	--	--	--	--	--	--	--	--	--	--

YEAR	G-GS	MIN-AVG.	FG-A	PCT.	3FG-A	PCT.	FT-A	PCT.	OFF-DEF-REB	AVG.	PF-D	AST	TO	BLK	STL	TP	AVG.
2021-22	1-0	8-8.0	1-3	.333	0-0	.000	0-0	.000	0-1-1	1.0	1-0	0	1	1	1	2	2.0
TOTAL	1-0	8-8.0	1-3	.333	0-0	.000	0-0	.000	0-1-1	1.0	1-0	0	1	1	1	2	2.0





MARTA GALIC

#3 • REDSHIRT SOPHOMORE • GUARD • 6-0
Zagreb, Croatia • San Francisco

INDIVIDUAL HIGHLIGHTS

- Matched her career high with 10 rebounds and scored her first points at Tulane against South Alabama (November 20, 2021)
- Scored in double figures in 10 of her 25 appearances for San Francisco in 2020-21
- Logged her first career double-double with 20 points and 10 rebounds against Fresno State (December 13, 2020)
- Posted 12 points and five rebounds against an NCAA Tournament team, Gonzaga (January 16, 2021)
- Recorded her second 20-point game of the season and added seven rebounds and one assist against Pacific (February 6, 2021)

2021-22 SEASON HIGHS

POINTS.....	3 VS. SOUTH ALABAMA (11/20)
FG MADE.....	1 VS. SOUTH ALABAMA (11/20)
THREES.....	1 VS. SOUTH ALABAMA (11/20)
REBOUNDS.....	10 VS. SOUTH ALABAMA (11/20)
ASSISTS.....	1 VS. SOUTH ALABAMA (11/20)
FTS.....	TBD
STEALS.....	TBD
BLOCKS.....	TBD
MINUTES.....	14 VS. SOUTH ALABAMA (11/20)

CAREER HIGHS

POINTS*	20, 2X, LAST VS. PACIFIC (2/6/21)
FG MADE*	7, 3X, VS. BYU (2/27/21)
THREES*	5 VS. PACIFIC (2/6/21)
REBOUNDS^	10 VS. SOUTH ALABAMA (11/20/21)
ASSISTS*	4 AT SANTA CLARA (2/2/19)
FTS*	5 VS. FRESNO STATE (12/13/20)
STEALS*	4, 2X, LAST VS. WILLIAM JESSUP (12/18/20)
BLOCKS*	2 VS. SAINT MARY'S (1/17/19)
MINUTES*	35 VS. UC DAVIS (12/15/18)

^ LAST AT TULANE
* AT SAN FRANCISCO

2021-22 GAME-BY-GAME STATISTICS

Date	Opponent	GS	MIN	FG-A	3P-A	FT-A	RB	A	TO	BL	ST	PTS
11/9	Southeastern La.	12	0-3	0-1	0-0	1	0	1	0	0	0	0
11/14	Alabama	4	0-1	0-1	0-0	2	0	1	0	0	0	0
11/17	TCU	5	0-4	0-2	0-0	1	0	1	0	0	0	0
11/20	South Alabama	14	1-3	1-3	0-0	10	1	1	0	0	3	3
11/23	LSU	1	0-0	0-0	0-0	0	0	2	0	0	0	0

YEAR	G-GS	MIN-AVG.	FG-A	PCT.	3FG-A	PCT.	FT-A	PCT.	OFF-DEF-REB	AVG.	PF-D	AST	TO	BLK	STL	TP	AVG.
2018-19*	29-13	576-19.9	76-172	.442	19-53	.358	19-25	.760	21-76-97	3.3	49-0	32	57	6	32	190	6.6
2020-21*	25-0	354-14.2	78-188	.415	26-85	.306	12-22	.545	20-64-84	3.4	44-0	14	25	5	19	194	7.8
2021-22	5-0	36-7.2	1-11	.091	1-7	.143	0-0	.000	1-13-14	2.8	2-0	1	6	0	0	3	0.6
TOTAL	59-13	961-16.3	155-367	.422	46-143	.321	31-47	.659	42-153-195	3.3	95-0	47	88	11	51	387	6.6

* - PLAYED AT SAN FRANCISCO



KAHIA WARMSLEY

#5 • REDSHIRT FRESHMAN • GUARD • 5-8

Shreveport, La. • Southern Miss.

INDIVIDUAL HIGHLIGHTS

- Scored six points and added two assists in her first action at Tulane (November 20, 2021)
- Finished second on the team at Southern Miss in scoring, averaging 9.1 points and 3.3 rebounds per game in 2020-21
- Logged a career-high 25 points against UTSA on January 23, 2021
- Scored in double figures in seven games for the Golden Eagles in 2020-21

2021-22 SEASON HIGHS

POINTS..... 6 VS. SOUTH ALABAMA (11/20)
 FG MADE..... 2 VS. SOUTH ALABAMA (11/20)
 THREES..... TBD
 REBOUNDS 1 VS. SOUTH ALABAMA (11/20)
 ASSISTS 2, 2X, LAST AT LSU (11/23S)
 FTS 2 VS. SOUTH ALABAMA (11/20)
 STEALS..... TBD
 BLOCKS..... TBD
 MINUTES 13 VS. SOUTH ALABAMA (11/20)

CAREER HIGHS*

POINTS..... 25 VS. UTSA (1/23/21)
 FG MADE..... 10 VS. UTSA (1/23/21)
 THREES..... 3 VS. UTSA (1/23/21)
 REBOUNDS 8 VS. LOUISIANA TECH (1/30/21)
 ASSISTS 5 VS. FIU (2/19/21)
 FTS..... 3, 2X, LAST AT FAU (2/26/21)
 STEALS..... 5 AT FAU (2/26/21)
 BLOCKS 1, 2X, LAST AT NORTH TEXAS (2/12/21)
 MINUTES 40 AT FAU (2/26/21)

*AT SOUTHERN MISS

2021-22 GAME-BY-GAME STATISTICS

Date	Opponent	GS	MIN	FG-A	3P-A	FT-A	RB	A	TO	BL	ST	PTS
11/9	Southeastern La.	--	--	--	--	--	--	--	--	--	--	--
11/14	Alabama	--	--	--	--	--	--	--	--	--	--	--
11/17	TCU	--	--	--	--	--	--	--	--	--	--	--
11/20	South Alabama	13	2-6	0-3	2-3	1	2	1	0	0	0	6
11/23	LSU	3	0-3	0-3	0-0	0	2	0	0	0	0	0

YEAR	G-GS	MIN-AVG.	FG-A	PCT.	3FG-A	PCT.	FT-A	PCT.	OFF-DEF-REB	AVG.	PF-D	AST	TO	BLK	STL	TP	AVG.
2020-21*	16-12	413-25.8	62-154	.403	6-32	.188	16-25	.640	15-37-52	3.3	25-0	36	37	2	18	146	9.1
2021-22	2-0	16-8.0	2-9	.222	0-6	.000	2-3	.667	1-0-1	0.5	0-0	4	1	0	0	6	3.0
TOTAL	18-12	429-23.8	64-163	.393	6-38	.159	18-28	.642	16-37-53	2.9	25-0	40	38	2	18	152	8.4

* - PLAYED AT USM





MOON URSIN

#11 • REDSHIRT SENIOR • GUARD • 5-6
Destrehan, La. • Baylor/Destrehan HS

INDIVIDUAL HIGHLIGHTS

- Named American Athletic Conference Player of the Week following her performances against TCU and South Alabama
- Tallied a career high 28 points on 10-of-17 shooting along with 10 rebounds in a win over TCU (November 17, 2021)
- Scored 15 points and added eight rebounds in her debut at Tulane (vs. Southeastern Louisiana, November 9, 2021)
- Earned Second Team All-Big 12 Conference honors in 2021
- Helped lead Baylor to four regular season Big 12 Championships and three Big 12 Tournament Championships
- Member of the NCAA National Championship squad in 2019

2021-22 SEASON HIGHS

POINTS..... 28 VS. TCU (11/17)
 FG MADE..... 10 VS. TCU (11/17)
 THREES..... 3, 2X, LAST VS. TCU (11/17)
 REBOUNDS..... 10, 2X, LAST AT LSU (11/23)
 ASSISTS..... 2, 3X, LAST AT LSU (11/23)
 FTS..... 5 VS. TCU (11/17)
 STEALS..... 2, 2X, LAST AT ALABAMA (11/14)
 BLOCKS..... 1 VS. TCU (11/17)
 MINUTES..... 47 VS. TCU (11/17)

CAREER HIGHS

POINTS..... 28 VS. TCU (11/17/21)
 FG MADE..... 10 VS. TCU (11/17/21)
 THREES^..... 3, 3X, LAST VS. TCU (11/17/21)
 REBOUNDS*..... 15 AT IOWA STATE (1/31/21)
 ASSISTS*..... 8 VS. KANSAS ST. (2/27/21)
 FTS*..... 6, 2X, LAST VS. VIRGINIA TECH (3/23/21)
 STEALS*..... 4 VS. MCNEESE (12/19/20)
 BLOCKS*..... 2, 4X, LAST VS. JACKSON ST. (3/21/21)
 MINUTES..... 47 VS. TCU (11/17/21)

*AT BAYLOR

^ LAST AT TULANE

2021-22 GAME-BY-GAME STATISTICS

Date	Opponent	GS	MIN	FG-A	3P-A	FT-A	RB	A	TO	BL	ST	PTS
11/9	Southeastern La.	*	33	6-11	3-6	0-0	8	1	1	0	2	15
11/14	Alabama	*	35	5-14	1-3	1-1	9	0	3	0	2	12
11/17	TCU	*	47	10-17	3-5	5-5	10	2	3	1	0	28
11/20	South Alabama	*	24	3-9	2-5	2-2	5	2	3	0	0	10
11/23	LSU	*	37	6-14	1-3	0-0	10	2	2	0	1	13

YEAR	G-GS	MIN-AVG.	FG-A	PCT.	3FG-A	PCT.	FT-A	PCT.	OFF-DEF-REB	AVG.	PF-D	AST	TO	BLK	STL	TP	AVG.
2017-18*	28-1	294-10.5	33-88	.375	4-24	.167	10-18	.556	20-35-55	2.0	23-0	22	26	1	14	80	2.9
2018-19*	38-1	452-11.9	58-116	.500	16-38	.421	20-32	.625	24-64-88	2.3	35-0	55	25	4	20	152	4.0
2019-20*	30-3	463-15.4	62-131	.473	12-37	.324	18-28	.643	21-68-89	3.0	25-0	41	23	10	23	154	5.1
2020-21*	31-31	983-31.7	158-330	.479	26-67	.388	49-65	.754	61-144-205	6.6	54-1	118	47	10	39	391	12.6
2021-22	5-5	176-35.2	30-65	.461	10-22	.454	8-8	1.000	15-27-42	8.4	6-0	7	12	1	5	78	15.6
TOTAL	132-41	2368-17.9	341-730	.467	68-188	.362	105-151	.695	141-338-479	3.6	143-1	243	134	26	101	855	6.5

* - PLAYED AT BAYLOR





SIERRA CHEATHAM

#12 • REDSHIRT SENIOR • GUARD • 6-0

Houston, Texas • Clear Springs HS

INDIVIDUAL HIGHLIGHTS

- The first player in conference history to win the AAC's Ambassador Award in three-consecutive seasons
- Set a new career high with nine rebounds at Temple on January 7, 2019, just missing her first career double-double
- Made a career-high six threes and scored 20 points at Memphis February 4, 2020
- Scored 18 points against Texas State on December 22, 2018, leading Tulane to an overtime win and earning a spot on the Tulane Classic All-Tournament Team
- Named to The American's honor roll on January 6, 2020 and January 10, 2019

2021-22 SEASON HIGHS

POINTS.....	8 VS. TCU (11/17)
FG MADE.....	3 VS. TCU (11/17)
THREES.....	2, 2X, LAST AT LSU (11/23)
REBOUNDS.....	5 AT LSU (11/23)
ASSISTS.....	1 VS. TCU (11/17)
FTS.....	TBD
STEALS.....	2 AT LSU (11/23)
BLOCKS.....	TBD
MINUTES.....	32 VS. TCU (11/17)

CAREER HIGHS

POINTS.....	22 VS. WASHINGTON (11/18/18)
FG MADE.....	8 VS. WASHINGTON (11/18/18)
THREES.....	6 AT MEMPHIS (2/4/20)
REBOUNDS.....	9, 2X, LAST VS. TULSA (1/8/20)
ASSISTS.....	5, 2X, LAST VS. NICHOLLS ST. (11/25/20)
FTS.....	4 VS. HOUSTON (1/6/18)
STEALS.....	6 VS. CLEVELAND STATE (11/24/18)
BLOCKS.....	5 VS. MEMPHIS (2/16/19)
MINUTES.....	43 VS. TULSA (1/8/20)

2021-22 GAME-BY-GAME STATISTICS

Date	Opponent	GS	MIN	FG-A	3P-A	FT-A	RB	A	TO	BLK	STL	PTS
11/9	Southeastern La.	7	1-2	0-1	0-0	1	0	0	0	1	2	
11/14	Alabama	10	2-3	1-2	0-0	3	0	0	0	1	5	
11/17	TCU	32	3-8	2-7	0-0	3	1	1	0	0	8	
11/20	South Alabama	13	1-3	1-3	0-0	4	1	1	0	0	3	
11/23	LSU	18	2-7	2-6	0-0	5	0	2	0	2	6	

YEAR	G-GS	MIN-AVG.	FG-A	PCT.	3FG-A	PCT.	FT-A	PCT.	OFF-DEF-REB	AVG.	PF-D	AST	TO	BLK	STL	TP	AVG.
2017-18	31-10	543-17.5	55-149	.369	37-106	.349	9-14	.643	23-35-58	1.9	52-0	25	38	6	25	156	5.0
2018-19	30-29	853-28.4	90-219	.411	53-155	.342	20-29	.690	19-82-101	3.4	47-0	30	43	19	39	253	8.4
2019-20	31-30	852-27.5	65-215	.302	46-171	.269	15-23	.652	20-99-119	3.8	47-0	31	35	20	23	191	6.2
2020-21	26-6	394-15.2	38-106	.358	20-76	.263	8-11	.727	16-46-62	2.4	29-0	20	14	6	15	104	4.0
2021-22	5-0	80-16.0	9-23	.391	6-18	.333	0-0	.000	5-11-16	3.2	5-0	2	4	0	4	24	4.8
TOTAL	123-75	2722-22.1	257-712	.361	162-526	.308	52-77	.675	83-273-356	2.9	180-0	108	135	51	106	728	5.9





DYNAH JONES

#14 • REDSHIRT JUNIOR • GUARD • 5-10
New Orleans, La. • John Curtis Christian

INDIVIDUAL HIGHLIGHTS

- Dished a career-best eight assists to go with 19 points in a win over TCU (November 17, 2021)
- Named to the American Athletic Conference All-Freshman Team in 2019 & Won Sixth Player of the Year in 2020
- Logged a season-high 19 points, on 8-of-12 shooting, three rebounds, two assists and two steals in a win over Memphis (January 2, 2021)
- Scored in double-figures 11 times in the 2020-21 season
- Led Tulane with 18 points against USF on February 6, 2019 and 17 points vs. Memphis on February 16, 2019
- Erupted for 22 points against No. 18 California on November 24, 2018 including a 4-of-5 performance from the 3-point line

2021-22 SEASON HIGHS

POINTS.....	19 VS. TCU (11/17)
FG MADE.....	6, 2X, LAST AT LSU (11/23)
THREES.....	4 AT LSU (11/23)
REBOUNDS.....	5, 2X, LAST VS. SOUTH ALABAMA (11/20)
ASSISTS.....	8 VS. TCU (11/17)
FTS.....	6 VS. TCU (11/17)
STEALS.....	3 VS. SOUTHEASTERN LOUISIANA (11/9)
BLOCKS.....	1 VS. SOUTHEASTERN LOUISIANA (11/9)
MINUTES.....	39 VS. TCU (11/17)

CAREER HIGHS

POINTS.....	22 VS. CAL (11/23/18)
FG MADE.....	9 VS. CAL (11/23/18)
THREES.....	4 VS. CAL (11/23/18)
REBOUNDS.....	7 VS. MEMPHIS (2/16/19)
ASSISTS.....	8 VS. TCU (11/17/21)
FTS.....	6 VS. TCU (11/17/21)
STEALS.....	6 VS. FAMU (12/30/18)
BLOCKS.....	2 VS. USF (3/8/19)
MINUTES.....	39 VS. TCU (11/17/21)

2021-22 GAME-BY-GAME STATISTICS

Date	Opponent	GS	MIN	FG-A	3P-A	FT-A	RB	A	TO	BL	ST	PTS
11/9	Southeastern La.	*	28	6-13	1-3	3-3	5	1	1	1	3	16
11/14	Alabama	*	28	5-11	0-1	5-6	3	1	2	0	2	15
11/17	TCU	*	39	5-12	3-4	6-10	4	8	5	0	2	19
11/20	South Alabama	*	12	1-2	1-1	0-0	5	1	1	0	0	3
11/23	LSU	*	30	6-10	4-6	2-6	4	1	0	0	1	18

YEAR	G-GS	MIN-AVG.	FG-A	PCT.	3FG-A	PCT.	FT-A	PCT.	OFF-DEF-REB	AVG.	PF-D	AST	TO	BLK	STL	TP	AVG.
2018-19	30-9	514-17.1	90-239	.377	24-77	.312	33-56	.589	28-46-74	2.5	70-2	48	73	6	31	237	7.9
2019-20	31-8	517-16.7	64-182	.352	11-41	.268	40-74	.541	24-46-70	2.3	69-3	42	77	6	21	179	5.8
2020-21	27-20	617-22.8	79-190	.416	25-80	.313	45-68	.662	21-48-69	2.6	42-0	43	62	3	31	228	8.4
2021-22	5-5	137-27.4	23-48	.479	9-15	.600	16-25	.640	4-17-21	4.2	11-0	12	9	1	8	71	14.2
TOTAL	93-42	1785-19.2	256-659	.388	69-213	.324	134-223	.601	77-157-234	2.5	192-4	145	220	16	91	715	7.7





ANIJAH GRANT

#15 • REDSHIRT SOPHOMORE • FORWARD • 6-3
Orlando, Fla. • Oak Ridge HS

INDIVIDUAL HIGHLIGHTS

- Opened the AAC Tournament with career-high 11 points against Temple on March 9, 2021
- Blocked a career-high four shots and scored four points in a win over Memphis (January 2, 2021)
- Grabbed a career-best seven rebounds and added six points in a win over Temple (January 30, 2021)
- Scored her first career points and her season-high (four points) at Wichita State on January 5, 2020
- Pulled down a season-high five rebounds against Memphis (January 11, 2020)

2021-22 SEASON HIGHS

POINTS.....	8 VS. SOUTH ALABAMA (11/20)
FG MADE.....	4 VS. SOUTH ALABAMA (11/20)
THREES.....	TBD
REBOUNDS.....	9 VS. SOUTH ALABAMA (11/20)
ASSISTS.....	TBD
FTS.....	2, 2X, LAST VS. TCU (11/17)
STEALS.....	1 VS. SOUTH ALABAMA (11/20)
BLOCKS.....	1 AT ALABAMA (11/14)
MINUTES.....	16 VS. SOUTH ALABAMA (11/20)

CAREER HIGHS

POINTS.....	11 VS. TEMPLE (3/9/21)
FG MADE.....	4, 2X, LAST VS. SOUTH ALABAMA (11/20/21)
THREES.....	N/A
REBOUNDS.....	9 VS. SOUTH ALABAMA (11/20/21)
ASSISTS.....	1 VS. USF (3/10/21)
FTS.....	3 VS. TEMPLE (3/9/21)
STEALS.....	2 VS. TEMPLE (3/9/21)
BLOCKS.....	4 VS. MEMPHIS (1/2/21)
MINUTES.....	22 VS. TEMPLE (3/9/21)

2021-22 GAME-BY-GAME STATISTICS

Date	Opponent	GS	MIN	FG-A	3P-A	FT-A	RB	A	TO	BL	ST	PTS
11/9	Southeastern La.	5	0-2	0-0	2-2	1	0	1	0	0	0	2
11/14	Alabama	14	0-3	0-0	0-0	5	0	2	1	0	0	0
11/17	TCU	12	0-2	0-0	2-2	6	0	0	0	0	0	2
11/20	South Alabama	16	4-9	0-0	0-0	9	0	0	0	0	1	8
11/23	LSU	11	1-1	0-0	0-0	0	0	1	0	0	0	2

YEAR	G-GS	MIN-AVG.	FG-A	PCT.	3FG-A	PCT.	FT-A	PCT.	OFF-DEF-REB	AVG.	PF-D	AST	TO	BLK	STL	TP	AVG.
2019-20	14-0	83-5.9	3-11	.273	0-0	.000	4-8	.500	12-12-24	1.7	11-0	0	2	1	2	10	0.7
2020-21	21-0	188-9.0	19-36	.528	0-1	.000	10-18	.556	23-28-51	2.4	28-0	2	10	10	3	48	2.3
2021-22	5-0	58-11.6	5-17	.294	0-0	.000	4-4	1.000	11-10-21	4.2	10-0	0	4	1	1	14	2.8
TOTAL	40-0	329-8.2	27-64	.422	0-1	.000	18-30	.600	46-50-96	2.4	49-0	2	16	12	6	72	1.8





IRINA PARAU

#21 • REDSHIRT SOPHOMORE • FORWARD • 6-1
Cluj-Napoca, Romania • Nicolae Balcescu

INDIVIDUAL HIGHLIGHTS

- Logged a season-high 11 points on 4-of-5 shooting from the floor and 3-of-3 from three, while adding five rebounds and one block at Middle Tennessee (December 9, 2020)
- Made her first career start against Central Arkansas November 22, 2019
- Scored a season-high 13 points against Texas Southern December 20, 2019
- Grabbed a season-high eight rebounds in the win at Washington
- Played a season-high 35 minutes against Colorado December 21, 2019

2021-22 SEASON HIGHS

POINTS.....	5 VS. SOUTH ALABAMA (11/20)
FG MADE.....	2 VS. SOUTH ALABAMA (11/20)
THREES.....	1 VS. SOUTH ALABAMA (11/20)
REBOUNDS.....	7 VS. SOUTHEASTERN LOUISIANA (11/9)
ASSISTS.....	TBD
FTS.....	TBD
STEALS.....	1 VS. SOUTH ALABAMA (11/20)
BLOCKS.....	1, 2X, LAST VS. SOUTH ALABAMA (11/20)
MINUTES.....	19 VS. SOUTHEASTERN LOUISIANA (11/9)

CAREER HIGHS

POINTS.....	13 VS. TEXAS SOUTHERN (12/20/19)
FG MADE.....	5 VS. TEXAS SOUTHERN (12/20/19)
THREES.....	3, 2X, LAST AT MTSU (12/9/20)
REBOUNDS.....	8 AT WASHINGTON (11/10)
ASSISTS.....	4 VS. TEXAS SOUTHERN (12/20/19)
FTS.....	3, 4X, LAST VS. ILLINOIS ST. (3/19/21)
STEALS.....	2, 2X, LAST VS. SOUTH ALABAMA (12/1/20)
BLOCKS.....	2 VS. TEXAS SOUTHERN (12/20/19)
MINUTES.....	35 VS. COLORADO (12/21/19)

2021-22 GAME-BY-GAME STATISTICS

Date	Opponent	GS	MIN	FG-A	3P-A	FT-A	RB	A	TO	BL	ST	PTS
11/9	Southeastern La.		19	0-2	0-1	0-0	7	0	2	0	0	0
11/14	Alabama		4	0-0	0-0	0-0	1	0	0	0	0	0
11/17	TCU		6	0-0	0-0	0-0	0	0	0	1	0	0
11/20	South Alabama		18	2-5	1-2	0-0	1	0	0	1	1	5
11/23	LSU		9	0-5	0-2	0-0	2	0	0	0	0	0

YEAR	G-GS	MIN-AVG.	FG-A	PCT.	3FG-A	PCT.	FT-A	PCT.	OFF-DEF-REB	AVG.	PF-D	AST	TO	BLK	STL	TP	AVG.
2019-20	31-8	543-17.5	47-129	.364	17-62	.274	17-23	.739	23-61-84	2.7	58-1	27	38	8	6	128	4.1
2020-21	26-4	299-11.5	17-61	.279	4-19	.211	9-16	.563	26-38-64	2.5	22-0	10	12	6	6	47	1.8
2021-22	5-0	56-11.2	2-12	.167	1-5	.200	0-0	.000	3-8-11	2.2	0-0	0	2	2	1	5	1.0
TOTAL	62-12	898-14.5	66-202	.328	22-86	.256	26-39	.667	52-107-159	2.6	80-1	37	52	16	13	180	2.9





McKenzi Carter

#22 • REDSHIRT FRESHMAN • GUARD/FORWARD • 6-1
Fort Worth, Texas • Fort Worth Country Day

INDIVIDUAL HIGHLIGHTS

- Made her first three-pointer and recorded her first block against South Alabama (November 20, 2021)
- Scored her first career point and collected two rebounds in a win over Nicholls State (November 25, 2020)
- Recorded the first steal of her career in a win over Memphis (January 2, 2021)
- Led Fort Worth Country Day to the Texas State Championship Tournament in her first three seasons in high school
- Scored over 2,000 points in her high school career

2021-22 SEASON HIGHS

POINTS.....	3 VS. SOUTH ALABAMA (11/20)
FG MADE.....	1 VS. SOUTH ALABAMA (11/20)
THREES.....	1 VS. SOUTH ALABAMA (11/20)
REBOUNDS.....	1 VS. SOUTH ALABAMA (11/20)
ASSISTS.....	TBD
FTS.....	TBD
STEALS.....	TBD
BLOCKS.....	1 VS. SOUTH ALABAMA (11/20)
MINUTES.....	4 VS. SOUTH ALABAMA (11/20)

CAREER HIGHS

POINTS.....	3 VS. SOUTH ALABAMA (11/20/21)
FG MADE.....	1 VS. SOUTH ALABAMA (11/20/21)
THREES.....	1 VS. SOUTH ALABAMA (11/20/21)
REBOUNDS.....	2 VS. NICHOLLS ST. (11/25/20)
ASSISTS.....	TBD
FTS.....	1 VS. NICHOLLS ST. (11/25/20)
STEALS.....	1, 2X, LAST AT MEMPHIS (2/23/21)
BLOCKS.....	1 VS. SOUTH ALABAMA (11/20/21)
MINUTES.....	7 VS. NICHOLLS ST. (11/25/20)

2021-22 GAME-BY-GAME STATISTICS

Date	Opponent	GS	MIN	FG-A	3P-A	FT-A	RB	A	TO	BL	ST	PTS
11/9	Southeastern La.	--	--	--	--	--	--	--	--	--	--	--
11/14	Alabama	--	--	--	--	--	--	--	--	--	--	--
11/17	TCU	--	--	--	--	--	--	--	--	--	--	--
11/20	South Alabama	4	1-1	1-1	0-0	1	0	1	1	0	3	
11/23	LSU	--	--	--	--	--	--	--	--	--	--	--

YEAR	G-GS	MIN-AVG.	FG-A	PCT.	3FG-A	PCT.	FT-A	PCT.	OFF-DEF-REB	AVG.	PF-D	AST	TO	BLK	STL	TP	AVG.
2020-21	7-0	26-3.7	0-6	.000	0-5	.000	1-2	.500	0-3-3	0.4	0-0	0	1	0	2	1	0.1
2020-21	1-0	4-4.0	1-1	1.000	1-1	1.000	0-0	.000	1-0-1	1.0	1-0	0	1	1	0	3	3.0
TOTAL	8-0	30-3.8	1-7	.143	1-6	.167	1-2	.500	1-3-4	0.5	1-0	0	2	1	2	4	0.5





KRYSTAL FREEMAN

#23 • REDSHIRT SENIOR • FORWARD • 6-0
Pineville, La. • Pineville HS

INDIVIDUAL HIGHLIGHTS

- Recorded back-to-back double-doubles against Alabama (Nov. 14, 14 points, 11 rebounds) and TCU (Nov. 17, 15 points, 12 rebounds)
- Named Third Team All-AAC in 2021; Earned AAC Weekly Honor Roll on three occasions
- Named Second Team All-AAC in 2020; Earned Preseason First Team All-AAC prior to 2020-21 season
- Named Second Team All-American Athletic Conference and won the league's Most Improved Player award in 2019
- Surpassed the 1,000-point mark while scoring a season-best 25 points against Southeastern Louisiana on December 6, 2020
- Set a new career high with 30 points and hit a game-winning three at SMU on January 15, 2020
- Has logged 24 career double-doubles at Tulane

2021-22 SEASON HIGHS

POINTS.....	15 VS. TCU (11/17)
FG MADE.....	7 VS. TCU (11/17)
THREES.....	2 VS. SOUTH ALABAMA (11/20)
REBOUNDS.....	12 VS. TCU (11/17)
ASSISTS.....	1 VS. SOUTHEASTERN LOUISIANA (11/9)
FTS.....	4, 2X, LAST AT LSU (11/23)
STEALS.....	3 VS. SOUTHEASTERN LOUISIANA (11/9)
BLOCKS.....	3 VS. SOUTHEASTERN LOUISIANA (11/9)
MINUTES.....	42 VS. TCU (11/17)

CAREER HIGHS

POINTS.....	30 AT SMU (1/5/20)
FG MADE.....	14 AT CINCINNATI (2/23/20)
THREES.....	4, 2X, LAST AT SMU (1/5/20)
REBOUNDS.....	20 VS. ECU (1/7/19)
ASSISTS.....	5, 2X, LAST AT UCF (12/15/20)
FTS.....	7 VS. CENTRAL MICHIGAN (12/29/18)
STEALS.....	5, 2X, LAST AT HOUSTON (1/6/21)
BLOCKS.....	4 VS. GEORGIA SOUTHERN (12/30/19)
MINUTES.....	43 AT HOUSTON (2/20/19)

2021-22 GAME-BY-GAME STATISTICS

Date	Opponent	GS	MIN	FG-A	3P-A	FT-A	RB	A	TO	BL	ST	PTS
11/9	Southeastern La.	*	36	5-10	1-4	1-1	8	1	4	3	3	12
11/14	Alabama	*	35	5-12	0-3	4-5	11	0	1	2	0	14
11/17	TCU	*	42	7-21	1-9	0-2	12	0	1	0	2	15
11/20	South Alabama	*	19	4-6	2-4	0-0	6	0	5	0	1	10
11/23	LSU	*	22	0-7	0-3	4-4	3	0	2	0	1	4

YEAR	G-GS	MIN-AVG.	FG-A	PCT.	3FG-A	PCT.	FT-A	PCT.	OFF-DEF-REB	AVG.	PF-D	AST	TO	BLK	STL	TP	AVG.
2017-18	22-0	187-8.5	19-46	.413	0-0	.000	4-7	.571	11-31-42	1.9	13-0	6	13	6	3	42	1.9
2018-19	30-30	960-32.0	184-366	.503	3-14	.214	60-85	.706	76-148-224	7.5	71-2	29	68	26	26	431	14.4
2019-20	31-31	1061-34.2	189-416	.454	39-111	.351	47-73	.644	71-168-239	7.7	65-0	41	74	24	53	464	15.0
2020-21	27-27	857-31.7	130-302	.430	33-122	.270	38-48	.792	47-164-211	7.8	52-1	29	41	10	32	331	12.3
2021-22	5-5	154-30.8	21-56	.375	4-23	.174	9-12	.750	14-26-40	8.0	7-0	1	13	5	7	55	11.0
TOTAL	115-93	3219-28.0	543-1186	.458	79-270	.293	158-225	.702	219-537-756	6.6	208-3	106	208	71	121	1323	11.5





CHIARA GRATTINI

#24 • REDSHIRT FRESHMAN • GUARD • 5-9
Turin, Italy • IIS Giordano Bruno

INDIVIDUAL HIGHLIGHTS

- Scored her first career points against South Alabama (November 20, 2021)
- Recorded her first assist and steal of her career in a win over Memphis (January 2, 2021)
- Was a standout for Reyer Venezia and Giants Marghera in Italy
- Helped Reyer Venezia win the U18 and U20 Italian National Championship in 2018 and 2019, respectively
- Earned a spot on the U16 Italian National Team in 2017 and led them to the European Youth Olympics Festival

2021-22 SEASON HIGHS

POINTS.....	3 VS. SOUTH ALABAMA (11/20)
FG MADE.....	1 VS. SOUTH ALABAMA (11/20)
THREES.....	TBD
REBOUNDS.....	TBD
ASSISTS.....	TBD
FTS.....	1 VS. SOUTH ALABAMA (11/20)
STEALS.....	TBD
BLOCKS.....	TBD
MINUTES.....	4 VS. SOUTH ALABAMA (11/20)

CAREER HIGHS

POINTS.....	3 VS. SOUTH ALABAMA (11/20/21)
FG MADE.....	1 VS. SOUTH ALABAMA (11/20/21)
THREES.....	TBD
REBOUNDS.....	1, 2X, LAST VS. TULSA (2/10/21)
ASSISTS.....	1, 2X, LAST AT CINCINNATI (1/9/21)
FTS.....	1 VS. SOUTH ALABAMA (11/20/21)
STEALS.....	1 VS. MEMPHIS (1/2/21)
BLOCKS.....	TBD
MINUTES.....	7 VS. NICHOLLS ST. (11/25/20)

2021-22 GAME-BY-GAME STATISTICS

Date	Opponent	GS	MIN	FG-A	3P-A	FT-A	RB	A	TO	BL	ST	PTS
11/9	Southeastern La.	--	--	--	--	--	--	--	--	--	--	--
11/14	Alabama	--	--	--	--	--	--	--	--	--	--	--
11/17	TCU	--	--	--	--	--	--	--	--	--	--	--
11/20	South Alabama	4	1-1	0-0	1-2	0	0	1	0	0	0	3
11/23	LSU	--	--	--	--	--	--	--	--	--	--	--

YEAR	G-GS	MIN-AVG.	FG-A	PCT.	3FG-A	PCT.	FT-A	PCT.	OFF-DEF-REB	AVG.	PF-D	AST	TO	BLK	STL	TP	AVG.
2020-21	9-0	28-3.1	0-7	.000	0-3	.000	0-2	.000	0-2-2	0.2	4-0	2	4	0	1	0	0.0
2020-21	1-0	4-4.0	1-1	1.000	0-0	.000	1-2	.500	0-0-0	0.4	0-0	0	1	0	0	3	3.0
TOTAL	10-0	32-3.3	1-8	.125	0-3	.000	1-4	.250	0-2-2	0.2	4-0	2	5	0	1	3	0.8



MIA HEIDE

#42 • REDSHIRT JUNIOR • FORWARD • 6-3
Austin, Texas • Austin HS

INDIVIDUAL HIGHLIGHTS

- Recorded her first career double-double with 14 points and 13 rebounds against TCU (November 17, 2021)
- Matched a career-best five blocks twice in 2020-21 (at Wichita State February 3, 2021 and at Memphis February 23, 2021)
- Scored a career-high 13 points on 6-of-8 shooting with seven rebounds and three assists against Temple (January 20, 2021)
- Logged a career-high 14 rebounds and added five blocks vs. Cincinnati on January 18, 2020
- Recorded a career-high four assists vs. UCF January 22, 2020

2021-22 SEASON HIGHS

POINTS.....	14 VS. TCU (11/17)
FG MADE.....	5 VS. TCU (11/17)
THREES.....	TBD
REBOUNDS.....	13 VS. TCU (11/17)
ASSISTS.....	3 VS. TCU (11/17)
FTS.....	6 VS. SOUTH ALABAMA (11/20)
STEALS.....	TBD
BLOCKS.....	4 AT ALABAMA (11/14)
MINUTES.....	36 VS. TCU (11/17)

CAREER HIGHS

POINTS.....	14 VS. TCU (11/17/21)
FG MADE.....	6 VS. TEMPLE (1/30/21)
THREES.....	N/A
REBOUNDS.....	14 VS. CINCINNATI (1/18/20)
ASSISTS.....	4, 2X, LAST VS. UCF (1/22/20)
FTS.....	6 VS. SOUTH ALABAMA (11/20/21)
STEALS.....	3, 3X, LAST AT TULSA (3/6/20)
BLOCKS.....	5, 3X, LAST VS. CINCINNATI (1/28/20)
MINUTES.....	38, 2X, LAST AT WICHITA STATE (2/3/21)

2021-22 GAME-BY-GAME STATISTICS

Date	Opponent	GS	MIN	FG-A	3P-A	FT-A	RB	A	TO	BL	ST	PTS
11/9	Southeastern La.	*	13	2-4	0-0	1-3	2	0	1	1	0	5
11/14	Alabama	*	26	3-5	0-0	2-2	7	1	2	4	0	8
11/17	TCU	*	36	5-10	0-0	4-4	13	3	3	1	0	14
11/20	South Alabama	*	16	1-3	0-0	6-6	6	1	1	1	0	8
11/23	LSU	*	23	3-5	0-0	0-0	4	0	1	2	0	6

YEAR	G-GS	MIN-AVG.	FG-A	PCT.	3FG-A	PCT.	FT-A	PCT.	OFF-DEF-REB	AVG.	PF-D	AST	TO	BLK	STL	TP	AVG.
2018-19	30-4	372-12.4	34-81	.420	0-0	.000	9-27	.333	26-58-84	2.8	49-0	12	33	22	14	77	2.6
2019-20	31-23	694-22.4	46-122	.377	0-0	.000	17-52	.327	66-117-183	5.9	85-4	39	58	56	16	109	3.5
2020-21	26-23	558-21.5	48-96	.500	0-0	.000	31-44	.705	53-97-150	5.8	79-3	31	34	43	19	127	4.9
2021-22	5-5	114-22.8	14-27	.519	0-0	.000	13-15	.867	15-17-32	6.4	15-0	5	8	9	0	41	8.2
TOTAL	92-55	1738-18.9	142-326	.436	0-0	.000	70-138	.507	160-289-449	4.9	228-7	87	133	130	49	354	3.8





TELEVISION/RADIO SPOT CHART



#0 ARSULA CLARK
R-SR. // G // 5-9
Miami, Fla.



#1 KAILA ANDERSON
R-SR. // PG // 5-5
Kenner, La.



#2 KIERRA MIDDLETON
FR. // G // 5-7
Arlington, Texas



#3 MARTA GALIC
R-SO. // G // 6-0
Zagreb, Croatia



#5 KAHIA WARMSLEY
R-FR. // G // 5-8
Shreveport, La.




#11 MOON URSIN
R-SR. // G // 5-6
Destrehan, La.



#12 SIERRA CHEATHAM
R-SR. // G // 6-0
Houston, Texas



#14 DYNAH JONES
R-JR. // G // 5-10
New Orleans, La.



#15 ANIJAH GRANT
R-SO. // F // 6-3
Orlando, Fla.



#21 IRINA PARAU
R-SO. // F // 6-1
Cluj-Napoca, Romania




#22 MCKENZIE CARTER
R-FR. // F // 6-1
Fort Worth, Texas



#23 KRYSTAL FREEMAN
R-SR. // F // 6-0
Pineville, La.



#24 CHIARA GRATTINI
R-FR. // G // 5-9
Turin, Italy



#42 MIA HEIDE
R-JR. // F // 6-5
Austin, Texas



LISA STOCKTON
Head Coach
Greensboro, N.C.



ALAN FREY
Associate Head Coach
New Orleans, La.



CHANDRA DORSEY
Assistant Coach
Pine Grove, La.



OLIVIA GRAYSON
Assistant Coach
Metairie, La.



Southeastern La. (0-1,0-0 Southland) -vs- Tulane (1-0,0-0 AAC)
11/09/21 at Avron B. Fogelman Arena in Devlin Fieldhouse, New Orleans, LA

Date: 11/09/21
Time: 12:00 PM
Attendance: 506
Site: Avron B. Fogelman Arena in Devlin Fieldhouse, New Orleans, LA
Referees: Josh Hall, Jules Gallien, Nicole Brannon

Score By Period	1	2	3	4	Total
Southeastern La.	16	17	12	13	58
Tulane	14	15	25	12	66

Southeastern La. 58

#	Player	GS	MIN	FG	3PT	FT	ORB-DRB	REB	PF	A	TO	BLK	STL	PTS
25	Williams,Caitlyn	*	23	3-5	1-1	2-2	2-4	6	3	2	1	0	0	9
23	Ducksworth,Breonna	*	24	4-8	0-0	0-0	0-1	1	2	1	2	0	0	8
35	Kelly,Natalie	*	27	2-6	0-0	1-1	2-5	7	3	1	2	1	0	5
55	Giaratano,Halley	*	35	2-8	0-1	0-0	4-4	8	2	3	2	1	2	4
03	Carrier,Morgan	*	13	0-3	0-2	0-0	0-1	1	1	1	1	0	0	0
11	Cunningham,Cierria	24	6-13	1-1	2-2	0-6	6	1	1	4	0	3	15	
15	Harvey,Dajia	19	4-11	2-6	0-0	0-1	1	0	0	0	0	2	10	
31	Home,Alexius	23	2-9	0-1	0-0	3-1	4	2	0	2	0	1	4	
13	Brown,Chrissy	9	1-1	0-0	1-2	0-0	0	1	2	2	0	0	3	
05	Bell,Taylor	2	0-1	0-1	0-0	0-1	1	0	0	0	0	0	0	
44	Davis,Morgan	1	0-0	0-0	0-0	0-0	0	1	0	0	0	0	0	
TM TEAM		0	0-0	0-0	0-0	1-1	2	0	0	1	0	0	0	
Totals		-	200	24-65	4-13	6-7	12-25	37	16	11	17	2	8	58

Team Summary	FG	3PT	FT
1st Quarter	6-18 33.33%	2-6 33.33%	2-2 100.00%
2nd Quarter	7-15 46.67%	2-4 50.00%	1-1 100.00%
3rd Quarter	5-17 29.41%	0-1 0.00%	2-2 100.00%
4th Quarter	6-15 40.00%	0-2 0.00%	1-2 50.00%
Total	24-65 36.9%	4-13 30.8%	6-7 85.7%

Technical Fouls: none Second Chance Points: 4 Scores Tied: 8 times(s) Points In the Paint: 38 Fast Break Points: 18
Lead Changed: 4 times(s) Points off Turnovers: 19 Bench Points: 32 Largest Lead: 0 0

Tulane 66

#	Player	GS	MIN	FG	3PT	FT	ORB-DRB	REB	PF	A	TO	BLK	STL	PTS
14	Jones,Dynah	*	28	6-13	1-3	3-3	1-4	5	3	1	1	1	3	16
11	Ursin,Moon	*	33	6-11	3-6	0-0	2-6	8	0	1	1	0	2	15
00	Clark,Arsula	*	33	4-10	0-0	5-6	2-3	5	1	5	3	0	1	13
23	Freeman,Krystal	*	36	5-10	1-4	1-1	3-5	8	1	1	4	3	3	12
42	Heide,Mia	*	13	2-4	0-0	1-3	0-2	2	1	0	1	1	0	5
12	Cheatham,Sierra	7	1-2	0-1	0-0	1-0	1	0	0	0	0	0	1	2
15	Grant,Anjiah	5	0-2	0-0	2-2	1-0	1	0	0	1	0	0	0	2
01	Anderson,Kaila	14	0-3	0-3	1-2	0-0	0	0	4	2	0	0	1	1
21	Parau,Irina	19	0-2	0-1	0-0	1-6	7	0	0	2	0	0	0	0
03	Galic,Marta	12	0-3	0-1	0-0	0-1	1	2	0	1	0	0	0	0
TM TEAM		0	0-0	0-0	0-0	0-2	2	0	0	2	0	0	0	0
Totals		-	200	24-60	5-19	13-17	11-29	40	8	12	18	5	10	66

Team Summary	FG	3PT	FT
1st Quarter	4-12 33.33%	1-4 25.00%	5-8 62.50%
2nd Quarter	6-13 46.15%	0-2 0.00%	3-4 75.00%
3rd Quarter	10-20 50.00%	3-7 42.86%	2-2 100.00%
4th Quarter	4-15 26.67%	1-6 16.67%	3-3 100.00%
Total	24-60 40.0%	5-19 26.3%	13-17 76.5%

Technical Fouls: none Second Chance Points: 11 Scores Tied: 8 times(s) Points In the Paint: 36 Fast Break Points: 22
Lead Changed: 4 times(s) Points off Turnovers: 20 Bench Points: 5 Largest Lead: 0 0

TCU (1-1,0-0 Big 12) -vs- Tulane (3-0,0-0 AAC)
11/17/21 at Avron B. Fogelman Arena in Devlin Fieldhouse, New Orleans, LA

Date: 11/17/21
Time: 6:00 PM
Attendance: 438
Site: Avron B. Fogelman Arena in Devlin Fieldhouse, New Orleans, LA
Referees: Courtney Robinson, Scott Yarbrough, Isaac Johnson

Score By Period	1	2	3	4	OT 1	OT 2	Total
TCU	14	13	19	20	8	4	78
Tulane	19	18	10	19	8	14	88

TCU 78

#	Player	GS	MIN	FG	3PT	FT	ORB-DRB	REB	PF	A	TO	BLK	STL	PTS
20	Heard,Lauren	*	39	8-25	1-3	6-8	2-7	9	3	5	1	0	2	23
32	Morris,Patricia	*	22	1-3	0-0	2-4	2-3	5	5	0	0	2	0	4
01	Jackson,Aahlyyah	*	32	1-2	1-2	0-0	0-2	2	4	2	1	0	2	3
23	Berry,Michelle	*	38	1-11	0-5	0-0	1-5	6	4	3	0	0	0	2
04	Adika,Okako	*	10	0-4	0-3	0-0	1-1	2	2	2	0	0	1	0
13	Diggs,Tavy	38	6-14	0-1	3-6	1-10	11	3	1	3	0	1	15	
15	Holmes,Aja	25	4-11	3-10	2-2	0-1	1	0	0	0	1	1	13	
05	Morris,Yummy	22	3-6	0-0	1-2	5-2	7	1	0	2	0	0	7	
02	Manumaleuga,Tara	5	2-3	2-3	0-0	0-0	0	0	0	1	0	0	6	
10	Bradley,Paige	15	1-4	1-2	2-2	0-2	2	0	2	1	0	1	5	
24	Mokwuah,Kayla	4	0-0	0-0	0-0	0-0	0	3	0	1	0	0	0	
TM TEAM		0	0-0	0-0	0-0	3-2	5	0	0	0	0	0	0	
Totals		-	250	27-83	8-29	16-24	15-35	50	25	15	10	2	8	78

Team Summary	FG	3PT	FT
1st Quarter	6-21 28.57%	2-8 25.00%	0-0 0.00%
2nd Quarter	5-15 33.33%	2-7 28.57%	1-2 50.00%
3rd Quarter	5-15 33.33%	2-5 40.00%	7-10 70.00%
4th Quarter	6-15 40.00%	1-4 25.00%	7-10 70.00%
OT 1	3-7 42.86%	1-1 100.00%	1-2 50.00%
OT 2	2-10 20.00%	0-4 0.00%	0-0 0.00%
Total	27-83 32.5%	8-29 27.6%	16-24 66.7%

Technical Fouls: none Second Chance Points: 12 Scores Tied: 13 times(s) Points In the Paint: 32 Fast Break Points: 10
Lead Changed: 14 times(s) Points off Turnovers: 14 Bench Points: 46 Largest Lead: 0 0

Tulane 88

#	Player	GS	MIN	FG	3PT	FT	ORB-DRB	REB	PF	A	TO	BLK	STL	PTS
11	Ursin,Moon	*	47	10-17	3-5	5-5	3-7	10	2	2	3	1	0	28
14	Jones,Dynah	*	39	5-12	3-4	6-10	0-4	4	3	8	5	0	2	19
23	Freeman,Krystal	*	42	7-21	1-9	0-2	3-9	12	1	0	1	0	2	15
42	Heide,Mia	*	36	5-10	0-0	4-4	5-8	13	4	3	3	1	0	14
00	Clark,Arsula	*	16	1-5	0-1	0-0	0-4	4	0	1	0	0	0	2
12	Cheatham,Sierra	32	3-8	2-7	0-0	1-2	3	4	1	1	1	0	0	8
15	Grant,Anjiah	12	0-2	0-0	2-2	1-5	6	2	0	0	0	0	2	
01	Anderson,Kaila	15	0-3	0-3	0-0	1-1	2	1	4	1	0	0	0	
21	Parau,Irina	6	0-0	0-0	0-0	0-0	0	0	0	0	1	0	0	
03	Galic,Marta	5	0-4	0-2	0-0	1-0	1	0	0	1	0	0	0	
TM TEAM		0	0-0	0-0	0-0	5-5	10	0	0	0	0	0	0	
Totals		-	250	31-82	9-31	17-23	20-45	65	17	19	15	3	4	88

Team Summary	FG	3PT	FT
1st Quarter	8-16 50.00%	1-5 20.00%	2-3 66.67%
2nd Quarter	6-20 30.00%	1-6 16.67%	5-6 83.33%
3rd Quarter	4-18 22.22%	2-9 22.22%	0-0 0.00%
4th Quarter	7-16 43.75%	3-6 50.00%	2-4 50.00%
OT 1	3-6 50.00%	0-2 0.00%	2-4 50.00%
OT 2	3-6 50.00%	2-3 66.67%	6-6 100.00%

Tulane (2-0,0-0 AAC) -vs- Alabama (1-1,0-0 SEC)
11/14/21 at Coleman Coliseum, Tuscaloosa, AL

Date: 11/14/21
Time: 2:00 PM
Attendance: 1,792
Site: Coleman Coliseum, Tuscaloosa, AL
Referees: Stephanie Barksdale, Teresa Stuck, Joseph Vasily

Score By Period	1	2	3	4	Total
Tulane	14	17	19	19	69
Alabama	26	8	15	17	66

Tulane 69

#	Player	GS	MIN	FG	3PT	FT	ORB-DRB	REB	PF	A	TO	BLK	STL	PTS
14	Jones,Dynah	*	28	5-11	0-1	5-6	1-2	3	2	1	2	0	2	15
23	Freeman,Krystal	*	35	5-12	0-3	4-5	3-8	11	2	0	1	2	0	14
11	Ursin,Moon	*	35	5-14	1-3	1-1	4-5	9	1	0	3	0	2	12
00	Clark,Arsula	*	34	3-8	0-0	5-8	1-3	4	1	5	6	0	1	11
42	Heide,Mia	*	26	3-5	0-0	2-2	4-3	7	4	1	2	4	0	8
12	Cheatham,Sierra	10	2-3	1-1	0-0	1-2	3	0	0	0	0	0	1	5
01	Anderson,Kaila	10	1-2	1-2	1-2	0-0	0	1	3	2	0	1	4	
15	Grant,Anjiah	14	0-3	0-0	0-0	2-3	5	3	0	2	1	0	0	
03	Galic,Marta	4	0-1	0-1	0-0	0-2	2	0	0	1	0	0	0	
21	Parau,Irina	4	0-0	0-0	0-0	1-0	1	0	0	0	0	0	0	
TM TEAM		0	0-0	0-0	0-0	1-1	2	0	0	1	0	0	0	
Totals		-	200	24-59	3-11	18-24	18-29	47	14	10	20	7	7	69

Team Summary	FG	3PT	FT
1st Quarter	5-17 29.41%	0-2 0.00%	4-5 80.00%
2nd Quarter	7-15 46.67%	3-5 60.00%	0-0 0.00%
3rd Quarter	6-17 35.29%	0-2 0.00%	7-11 63.64%
4th Quarter	6-10 60.00%	0-2 0.00%</	



Tulane (4-1,0-0 AAC) -vs- LSU (3-1,0-0 SEC)
 11/23/21 at Maravich Assembly Center, Baton Rouge, LA

Date: 11/23/21
 Time: 6:00 PM
 Attendance: 5,882
 Site: Maravich Assembly Center, Baton Rouge, LA
 Referees: Angel Kent, Douglas Knight, Bryan Enterline

Score By Period	1	2	3	4	Total
Tulane	12	12	18	16	58
LSU	18	23	15	19	75

Tulane 58

#	Player	GS	MIN	FG	3PT	FT	ORB-DRB	REB	PF	A	TO	BLK	STL	PTS
14	Jones,Dynah	*	30	6-10	4-6	2-6	0-4	4	2	1	0	0	1	18
11	Ursin,Moon	*	37	6-14	1-3	0-0	5-5	10	2	2	2	0	1	13
00	Clark,Arsula	*	35	3-11	0-1	3-6	6-2	8	2	4	4	0	2	9
42	Heide,Mia	*	23	3-5	0-0	0-0	2-2	4	3	0	1	2	0	6
23	Freeman,Krystal	*	22	0-7	0-3	4-4	2-1	3	1	0	2	0	1	4
12	Cheatham,Sierra		18	2-7	2-6	0-0	1-4	5	1	0	2	0	2	6
15	Grant,Anjah		11	1-1	0-0	0-0	0-0	0	4	0	1	0	0	2
01	Anderson,Kaila		11	0-3	0-3	0-0	0-1	1	1	0	1	0	0	0
21	Parau,Irina		9	0-5	0-2	0-0	1-1	2	0	0	0	0	0	0
05	Warmley,Kahia		3	0-3	0-3	0-0	0-0	0	0	2	0	0	0	0
03	Galic,Marta		1	0-0	0-0	0-0	0-0	0	0	0	2	0	0	0
TM	TEAM		0	0-0	0-0	0-0	4-2	6	0	0	2	0	0	0
Totals			-	200	21-66	7-27	9-16	21-22	43	16	9	17	2	7 58

Team Summary	FG	3PT	FT
1st Quarter	5-16 31.25 %	0-4 0.00 %	2-2 100.00 %
2nd Quarter	4-13 30.77 %	2-6 33.33 %	2-2 100.00 %
3rd Quarter	7-16 43.75 %	2-7 28.57 %	2-6 33.33 %
4th Quarter	5-21 23.81 %	3-10 30.00 %	3-6 50.00 %
Total	21-66 31.8 %	7-27 25.9 %	9-16 56.3 %

Technical Fouls: none Second Chance Points: 16 Scores Tied: 2 times(s) Points in the Paint: 24 Fast Break Points: 4
 Lead Changed: 1 times(s) Points off Turnovers: 11 Bench Points: 8 Largest Lead: 0 0

LSU 75

#	Player	GS	MIN	FG	3PT	FT	ORB-DRB	REB	PF	A	TO	BLK	STL	PTS
24	Aifuwa,Faustine	*	28	8-10	0-0	1-4	6-2	8	3	1	1	3	0	17
03	Pointer,Khayla	*	40	6-15	1-4	1-2	1-3	4	1	6	4	0	1	14
45	Morris,Alexis	*	39	5-13	0-4	2-2	0-5	5	2	5	3	0	2	12
01	Cherry,Jallin	*	37	5-16	0-2	0-0	2-4	6	5	2	1	1	2	10
32	Trasi,Awa	*	10	3-4	0-0	1-1	1-2	3	0	0	1	0	0	7
00	Newby,Autum		35	3-5	0-0	5-6	3-6	9	1	2	1	1	2	11
20	Gusters,Hannah		7	2-4	0-0	0-0	1-0	1	3	0	1	1	0	4
10	Payne,Ryann		4	0-0	0-0	0-0	0-0	0	0	0	0	0	0	0
14	Shematsi,Sarah		0+	0-0	0-0	0-0	0-0	0	0	0	0	0	0	0
15	Petty,Ajae		0+	0-0	0-0	0-0	0-0	0	0	0	0	0	0	0
21	Ware,Timia		0+	0-0	0-0	0-0	0-0	0	0	0	0	0	0	0
23	Bartlett,Amani		0+	0-0	0-0	0-0	0-0	0	0	0	0	0	0	0
30	Hall,Grace		0+	0-0	0-0	0-0	0-0	0	0	0	0	0	0	0
TM	TEAM		0	0-0	0-0	0-0	2-5	7	0	0	1	0	0	0
Totals			-	200	32-67	1-10	10-15	16-27	43	15	16	13	6	7 75

Team Summary	FG	3PT	FT
1st Quarter	9-19 47.37 %	0-2 0.00 %	0-0 0.00%
2nd Quarter	10-17 58.82 %	1-5 20.00 %	2-2 100.00 %
3rd Quarter	5-18 27.78 %	0-2 0.00 %	5-8 62.50 %
4th Quarter	8-13 61.54 %	0-1 0.00 %	3-5 60.00 %
Total	32-67 47.8 %	1-10 10.0 %	10-15 66.7 %

