



WAKE FOREST

2021-22 MEN'S BASKETBALL



GAME 14

WAKE FOREST DEMON DEACONS

11-2 | 1-1 ACC

Head Coach: Steve Forbes
Record at Wake Forest: 18-18; Second Season
Career Record: 314-123
Last Game: L, 73-69 at Louisville

VS

Miami Hurricanes

10-3 | 2-0 ACC

Head Coach: Jim Larranaga
Record at Miami: 200-130; 10th Season
Career Record: 670-464
Last Game: W, 91-83 vs NC State

JANUARY 1, 2022 - 6:00 P.M. - WATSCO CENTER

TV - ESPNU - DAVE O'BRIEN AND CORY ALEXANDER

RADIO - WAKE FOREST LEARFIELD IMG SPORTS NETWORK - STAN COTTEN AND MARK 'DINGER' FREIDINGER



Quick Comparison - 2021-22

80.2	PPG	75.2
.478	FG%	.466
.339	3FG%	.342
36.1	RPG	31.8



TOP OF THE LINE

Wake Forest is in the top 5 in the ACC in multiple statistical categories, both offensively and defensively -

- T-2nd in field goal percentage (47.8 %)
- 2nd in scoring offense (80.2/game)
- 3rd in scoring margin (+12.69)
- 4th in defensive rebounds per game (27.4)
- 5th in steals (7.5/game)
- 5th in 3-pt field goal percentage defense (.316)
- 5th in free throw percentage (73.9%)
- 6th in assists (14.4/game)

THE OPPONENT

SERIES RECORD

- Wake Forest leads the series 13-12 and 10-1 at the Joel. The Hurricanes hold the 9-2 advantage in the Watsco Center. The Deacs defeated the Canes 66-54 on Jan. 30, 2021 in Winston-Salem but have not won in Coral Cables since Jan. 6, 2007.

MIAMI PROJECTED STARTERS

#	Name	Pos.	Ht.	Wt.	Cl.
2	Isaiah Wong	G	6-3	185	Jr.
3	Charlie Moore	G	5-11	180	R-Sr.
11	Jordan Miller	G	6-7	195	Sr.
22	Deng Gak	F	6-11	220	R-Sr.
23	Kameron McGusty	G	6-5	190	R-Sr.

WAKE FOREST PROJECTED STARTERS

#	Name	Pos.	Ht.	Wt.	Cl.	Min./G	Pts./G	Notes
0	Jake LaRavia	F	6-8	235	Jr	33.4	14.1	2nd in the ACC in FG percentage (59.6)
1	Isaiah Mucius	F	6-8	205	Sr.	24.4	9.2	8th in the ACC in 3-pt FGs made (28 total, 2.15/game)
4	Daivien Williamson	G	6-2	180	Sr.	31.2	13.5	Leads the ACC in free throw percentage (92.5%)
13	Dallas Walton	C	7-0	230	Grad.	25.1	8.0	7th in the ACC in blocked shots (19 total, 1.5/game)
31	Alondes Williams	G	6-5	210	Grad.	32.9	20.5	Leads the ACC in assists (5.1 apg)

NOVEMBER

10	William & Mary	ACCNX	W, 77-59
12	Western Carolina	ACCNX	W, 87-75
17	Charleston So.	ACCNX	W, 95-59
20	N.C. A&T	ACCNX	W, 87-63
23	Kennesaw State	ACCN	W, 92-61
26	Oregon State ^{ECC}	CBSSN	W, 80-77
27	LSU	CBSSN	L, 75-61
30	Northwestern ^{BIG}	ESPNUW,77-73 (OT)	

DECEMBER

4	at Virginia Tech	ACCN	W, 80-61
11	USC Upstate	RSN	W, 79-53
14	VMI	RSN	W, 77-70
17	Charlotte ^{HOF}	ACCN	W, 82-79
22	Boston College	ACCN	Postponed
29	at Louisville	ACCN	L, 73-69

JANUARY

1	at Miami	ESPNU	6 P.M.
4	Florida State	RSN	7 P.M.
8	Syracuse	RSN	2 P.M.
12	Duke	ACCN	7 P.M.
15	at Virginia	RSN	4:30 P.M.
19	at Georgia Tech	ESPNU	7 P.M.
22	North Carolina	ACCN	8 P.M.
22	at Syracuse	ACCN	6 P.M.

FEBRUARY

2	Pittsburgh	ESPN2/U	7 P.M.
5	at Florida State	RSN	12 P.M.
9	at NC State	ACCN	7 P.M.
12	Miami	RSN	3 P.M.
15	at Duke	ESPN/2	7 P.M.
19	Notre Dame	RSN	3 P.M.
23	at Clemson	ACCN	8 P.M.
26	Louisville	ACCN	7 P.M.

MARCH

2	NC State	RSN	9 P.M.
---	----------	-----	--------

QUICK FACTS

UNIVERSITY QUICK FACTS

Location Winston-Salem, NC 27109
 Founded 1834 in Wake Forest, NC
 Enrollment 5,033 undergraduate
 Affiliation NCAA Division I
 Conference Atlantic Coast
 Colors Old Gold & Black
 President Dr. Susan Wenthe
 Faculty Athletic Rep..... Dr. Peter Brubaker
 Athletic Director John Currie
 Athletic Department Phone ... (336) 758-4620
 Ticket Office Phone (888) 758-DEAC

ARENA INFORMATION

Arena Lawrence Joel Veterans Memorial Coliseum
 Capacity 14,665
 Opened 1989-90
 Record in Facility 360-127

PROGRAM HISTORY

Years of Basketball..... 114th
 First Season of Basketball 1906
 All-Time Head Coaches 23
 All-Time Record 1,554-1,258
 Winning Seasons 66
 20+ Win Seasons 21
 All-Time ACC Record..... 444-552
 ACC Championships..... 4(1961, 1962, 1995, 1996)
 Winning ACC Seasons 24
 NCAA Tournament Appearances(Last)23 (2017)
 NCAA Tournament Record..... 28-23
 NCAA Sweet 16's 10
 NCAA Elite Eight..... 7
 NCAA Final Four..... 1 (1962)
 NIT Appearances (Last) 6 (2006)
 NIT Record 10-5
 NIT Championships..... 1 (2000)

COACHING STAFF

Head Coach Steve Forbes
 Alma Mater, Year..... Southern Arkansas '88
 Record at Wake Forest 9-16
 Record Overall 303-121
 Assistant Coach Jason Shay
 Years at WFU/Alma Mater 1st/Iowa '95
 Assistant Coach B.J. McKie
 Years at WFU/Alma Mater .. 1st/South Carolina '99
 Assistant Coach Brooks Savage
 Years at WFU/Alma Mater1st/Tennessee '08
 Dir. of Basketball Operations Frank Davis
 Years at WFU/Alma Mater 1st/Tennessee Tech '10
 Director of Athletic Performance .. Mike Starke
 Director of Player Development..... Antanas Kavaliauskas
 Director of Player Relations Joe Hugley
 Video Coordinator..... Chris Forbes
 Special Assistant..... Matt Woodely
 Sports Medicine Greg Collins
 Equipment Manager..... Tyler Shore
 Basketball Office Phone..... (336) 758-5622

TEAM INFORMATION

2020-21 Overall Record 6-16
 Home / Away / Neutral 5-6/1-9/0-1
 2019-20 ACC Record / Finish 3-15/14th
 Overall Letterwinners Returning/Lost 4/6
 Starters Returning/Lost 2/5
 Newcomers 8

KEY STORYLINES

BY THE NUMBERS

- 11** Wake Forest's 11-1 start to the 2021-22 season marks the program's best start through 11 games since the 2008-09 season (17-1). The Deacs are also the first ACC team to reach double-digit wins this season.
- 53.2** The Demon Deacons shot 50 percent or better from the field in the opening five games of the season. This year's squad is the first to shoot 50 percent or better from the field in the first five games since the 2000-01 season.
- 71.6** Coach Forbes holds a career win percentage of 71.6 over 15 seasons as a head coach, 10 of those 15 seasons were winning-record seasons
- 1** Daivien Williamson is first in the league and 11th in the nation in free throw percentage at 92.5 percent. He is 37-40 from the line and went 12-13 at the line against LSU.

RETURNERS ON THE RISE

Daivien Williamson

Winston-Salem native Daivien Williamson eclipsed the 1,000 point mark against Charleston Southern. He became the 54th member of the club at Wake Forest and his current 1,126 points put him 40th on the list.

Career points:

- 2018-19 (East Tennessee State): 315 (33 games)
- 2019-20 (East Tennessee State): 352 (34 games)
- 2020-21 (Wake Forest): 284 (22 games)
- 2021-22 (Wake Forest): 175 (13 games)

Heading into Saturday's game, Williamson is first in the league and 11th in the nation in free throw percentage (92.5, 37-40) and 11th in the league in three-pointers made with 26 (2.0/game).

2021-22 Free Throws:

- William and Mary: 2-2
- Western Carolina: 4-4
- Charleston Southern: 4-4
- North Carolina A&T: 2-2
- Kennesaw State: 2-2
- Oregon State: 3-3
- LSU: 12-13
- Northwestern: 1-2
- USC Upstate: 4-4
- VMI: 2-2
- Charlotte: 1-2

Isaiah Mucius

With 417 career rebounds, Mucius is only 83 rebounds away from becoming the 37th player to amass 500 rebounds for the Deacs. Additionally, Mucius is 232 points away from becoming the 55th Demon Deacon to join the 1000-point club.

Additionally, Isaiah Mucius is eighth in the ACC in 3-point FGs made with 28, averaging 2.2 a game. He was the first Demon Deacon to knock down four triples in back to back games since Jonah Antonio in 2020 when he made four against North Carolina A&T and Kennesaw State.

He was the team leader in rebounding in 20-21 (5.2/game) and was second on team in minutes in 20-21 (25.5/game). Has played in every single game during his Wake Forest career and is the only player on the roster that is a true senior.

KEY STORYLINES

FRESH FACES MAKING FAST IMPACT

The 2021-22 Demon Deacon squad features eight newcomers, four transfers and four true freshmen.

Transfers:

- Graduate forward Khadim Sy (Ole Miss)
- Graduate center Dallas Walton (Colorado)
 - Walton finished his debut performance with four blocks, the most in any Demon Deacon debut in the 21st century. Walton is currently sixth in the ACC in blocked shots with 17. He tied his career of four on Saturday against USC Upstate.
 - Walton grabbed a career-high 10 rebounds against LSU, and the Colorado native's three offensive rebounds are the most he has grabbed since the 2017-18 season (four on Jan. 27, 2018).
 - Dallas Walton's 17 points against Virginia Tech mark his season-high and are the second-most points the Colorado native has scored in his career.
- Graduate guard Alondes Williams (Oklahoma)
- Junior forward Jake LaRavia (Indiana State)
 - Through 11 games, LaRavia has tallied 22 steals (2.0/game), which is third in the ACC
 - He is second in the ACC and 28th in the nation in field goal percentage (59.6)
 - LaRavia registered a career-high six steals in the Deacs win over Western Carolina. He was the first Demon Deacon to tally ten steals over their first two games since Jeff Teague had five steals in each of his first two games to open the 2008-09 season.
 - With five offensive rebounds against Virginia Tech, the junior from Indianapolis grabbed 16 offensive rebounds over four games.

All three grad transfers bring postseason experience

- Dallas Walton with Colorado (NCAAT)
- Alondes Williams with Oklahoma (NCAAT)
- Khadim Sy with Virginia Tech (NCAAT) and Ole Miss (NIT)

Freshmen:

- Guard Robert McCray (Columbia S.C.)
 - McCray was the South Carolina high school Player of the Year during his senior season 2020-21.
- Guard Lucas Taylor (Wake Forest, N.C.)
- Guard Cameron Hildreth (Worthing, England)
 - Hildreth became the first freshman this century to score 10+ points in the first three games of their collegiate careers.
- Center Matthew Marsh (Reading, England)
 - Cameron Hildreth and Matthew Marsh each have high-level experience on an international stage as Hildreth played with professional teams Worthing Thunder and Surrey Scorchers in England and Matthew Marsh played with professional development teams in Spain and France for two years.

MAN MAN THE MAN

Alondes (Man man) Williams is proving to be one of the best players in the country and one of, if not the most valuable transfer to come out of the off-season.

After reeling in back-to-back ACC Player of the Week honors, graduate guard Alondes Williams was named the U.S. Basketball Writers Association Oscar Robertson National Player of the Week on December 21.

Williams is the first Wake Forest player in program history to receive the honor (since it was first awarded in the 2009-10 season) and the first ACC player since January 31, 2021.

The Wisconsin native led Wake Forest to non-conference wins over VMI and Charlotte two weeks ago as he posted team highs in points (70), rebounds (13), assists (10), field goals made (26), free throws made (14) and minutes (79:07).

Williams set a new career high with 36 points against VMI as he shot 11-of-20 (55 percent) from the field while going 12-of-13 (92.3 percent) from the free throw line. He also added five rebounds and dished three assists against the Keydets.

Williams became the first Wake Forest player over the past 25 seasons to record at least 30 points, 5 rebounds and 5 assists in a game as he followed up his 36-point outing with 34 points on 15 makes, eight rebounds and seven assists against Charlotte.

The performance also helped Williams become the first Wake Forest player to log back-to-back 30-point games since former All-American Jeff Teague had 30 and 34 against BYU and North Carolina in January, 2009.

Prior to his scoring eruptions against VMI and Charlotte, Williams recorded 16 points, 14 rebounds, and 10 assists against USC Upstate Dec. 11 for the Deacs' first triple-double since Tim Duncan (14 points, 15 rebounds, and 10 blocks) against Maryland on January 13, 1996.

Williams also scored 32 points against Western Carolina Nov. 12, becoming the first Demon Deacon to have three 30+ point games in a season since Jeff Teague in 08-09.

Heading into Saturday, Williams is second in the ACC in scoring, averaging 20.5 points per game. He is fifth in the league, behind LaRavia, in field goal percentage, shooting at a 55.7 percent clip from the field. He leads the league in assists, averaging 5.1 a game, which is good for 42nd in the nation.

FORBES ERA RECORD WHEN...

Home	13-6
Road	2-10
Neutral.....	2-2
Ranked Opponent (either AP or Coaches)	0-6
Unranked Opponent.....	15-12
Leads at halftime	14-4
Trails at halftime	2-14
Tied at halftime	1-0
Goes into overtime	2-1
Leads by 10 or more points	16-2
Trails by 10 or more points	2-16
Shoots 50% or better	8-1
Shoots less than 50%	5-2
Shoots less than 45%	3-4
Shoots less than 40%	1-11
Opponent shoots 50% or better.....	2-10
Opponent shoots less than 50%.....	3-6
Opponent shoots less than 45%.....	2-1
Opponent shoots less than 40%.....	10-1
Has higher FG% than opponent.....	12-0
Has lower FG% than opponent.....	5-17
Has same FG% as opponent.....	0-0
Outrebounds its opponent.....	11-5
Outrebounded by opponent.....	6-11
Has same rebounds as opponent.....	0-2
Has more off rebounds than opponent..	8-10
Has fewer off rebounds than opponent....	8-5
Has same off rebounds as opponent	1-3
Has fewer turnovers than opponent.....	9-6
Has more turnovers than opponent	5-12
Has same turnovers as opponent.....	3-0
Has fewer than 10 turnovers	2-5
Opponent has fewer than 10 turnovers.....	1-5
Shoots more FTs than opponent.....	11-6
Shoots fewer FTs than opponent	3-11
Shoots the same FTs as opponent	3-1
Game decided by 10 points or less or OT	5-3
Game decided by 5 points or less or OT.....	6-4
Scores <60 points.....	0-5
Scores 60-69 points	2-10
Scores 70-79 points	7-2
Scores 80-89 points	5-1
Scores 90+ points.....	6-0
Allows <60 points.....	5-0
Allows 60-69 points.....	6-2
Allows 70-79 points.....	6-10
Allows 80-89 points.....	0-5
Allows 90+ points.....	0-1
Wins the tip.....	12-9
Loses the tip.....	5-10
White uniforms.....	13-5
Black uniforms.....	3-11
Grey uniforms	1-2

GAME-BY-GAME LEADERS

Game	Points	Rebounds	Assists
William&Mary	Alondes Williams (22)	Carter Whitt (7)	Hildreth/Whitt (4)
Western Carolina	Alondes Williams (32)	Alondes Williams (8)	Alondes Williams (4)
Charleston Southern	Jake LaRavia (24)	Cameron Hildreth (8)	Carter Whitt (7)
North Carolina A&T	Alondes Williams (19)	Khadim Sy (6)	Jake LaRavia (5)
Kennesaw State	Jake LaRavia (19)	Three People (7)	Jake LaRavia (6)
Oregon State	Alondes Williams (24)	Jake LaRavia (7)	Jake LaRavia (5)
LSU	Daivien Williamson (20)	Dallas Walton (10)	Cameron Hildreth (4)
Northwestern	Williams/LaRavia (21)	Alondes Williams (9)	Alondes Williams (4)
Virginia Tech	Daivien Williamson (19)	LaRavia/Williams (7)	Alondes Williams (9)
USC Upstate	Williams/Whitt (16)	Alondes Williams (14)	Alondes Williams (10)
VMI	Alondes Williams (36)	Dallas Walton (9)	Alondes Williams (3)
Charlotte	Alondes Williams (34)	Williams/Mucius (8)	Alondes Williams (7)
at Louisville	Williams/LaRavia (15)	Walton/LaRavia (7)	Alondes Williams (7)

Game-by-Game P-R-A

Opponent	Date	Score	0	1	2	4	10	11	13	20	23	25	31
William & Mary	11/10/2021	77-59 W	LARAVIA,JA	MUCIUS,ISA	HILDRETH,C	WILLIAMSON	INGRAHAM,T	WHITT,CART	WALTON,DAL	SY,KHADIM	TAYLOR,LUC	MCCRAY,ROB	WILLIAMS,A
Western Caro.	11/12/2021	87-75 W	6-5-2	6-6-0	13-1-0	24-2-2	DNP	0-1-1	0-4-0	6-6-0	DNP	DNP	32-8-4
Charleston So.	11/17/2021	95-59 W	24-1-3	5-5-0	10-8-4	16-0-0	DNP	2-5-7	11-5-0	12-5-0	0-0-0	0-2-1	10-5-5
N.C. A&T	11/20/2021	87-63 W	9-5-5	16-3-1	1-5-2	18-1-2	DNP	4-0-4	2-4-1	2-6-0	0-0-0	8-1-0	19-2-3
Kennesaw St.	11/23/2021	92-61 W	19-7-6	15-2-0	11-3-4	7-3-3	DNP	5-2-1	5-7-0	12-3-0	0-0-1	0-0-0	14-7-4
vs Oregon St.	11/26/2021	80-77 Wot	17-7-5	9-5-0	5-5-0	14-1-0	DNP	2-0-0	9-6-2	0-0-0	DNP	0-0-0	24-3-4
vs LSU	11/27/2021	61-75 L	15-8-2	0-0-0	0-1-4	20-3-0	DNP	0-0-0	6-10-0	3-3-2	0-0-0	3-1-1	14-8-3
Northwestern	11/30/2021	77-73 Wot	21-7-2	12-5-2	0-2-1	9-3-1	DNP	4-2-0	7-4-3	3-2-1	DNP	DNP	21-9-4
at Virginia Tech	12/04/2021	80-61 W	10-7-2	9-2-1	6-3-1	19-3-2	DNP	2-1-1	17-2-1	7-0-0	DNP	DNP	10-7-9
USC Upstate	12/11/2021	79-53 W	6-6-1	5-1-1	0-2-1	9-2-0	DNP	16-6-2	14-5-2	7-6-1	1-0-0	DNP	16-14-10
VMI	12/14/2021	77-70 W	DNP	11-3-1	12-8-0	7-6-1	DNP	0-3-0	7-9-1	4-8-0	DNP	DNP	36-5-3
vs Charlotte	12/17/2021	82-79 W	DNP	20-8-4	0-2-0	8-4-0	DNP	0-1-2	14-3-2	6-2-2	0-0-0	DNP	34-8-7
at Louisville	12/29/2021	69-73 L	15-7-4	9-3-0	4-5-0	14-2-0	DNP	0-1-0	6-7-0	6-6-1	DNP	DNP	15-4-7

Opponent	Date	Score	33	40	45	51	52	55
William & Mary	11/10/2021	77-59 W	DNP	DNP	DNP	DNP	DNP	DNP
Western Caro.	11/12/2021	87-75 W	DNP	DNP	DNP	DNP	DNP	DNP
Charleston So.	11/17/2021	95-59 W	DNP	DNP	DNP	DNP	2-1-0	3-1-0
N.C. A&T	11/20/2021	87-63 W	8-3-0	DNP	0-1-0	0-0-0	0-0-0	0-0-1
Kennesaw St.	11/23/2021	92-61 W	2-2-0	DNP	DNP	DNP	2-2-0	DNP
vs Oregon St.	11/26/2021	80-77 Wot	0-1-0	DNP	DNP	DNP	DNP	DNP
vs LSU	11/27/2021	61-75 L	DNP	DNP	DNP	DNP	DNP	DNP
Northwestern	11/30/2021	77-73 Wot	DNP	DNP	DNP	DNP	DNP	DNP
at Virginia Tech	12/04/2021	80-61 W	DNP	DNP	DNP	DNP	DNP	DNP
USC Upstate	12/11/2021	79-53 W	2-1-0	1-0-0	0-0-0	0-1-0	2-1-0	0-0-0
VMI	12/14/2021	77-70 W	DNP	DNP	DNP	DNP	DNP	DNP
vs Charlotte	12/17/2021	82-79 W	DNP	DNP	DNP	DNP	DNP	DNP
at Louisville	12/29/2021	69-73 L	DNP	DNP	DNP	DNP	DNP	DNP

ON THIS DAY...

JAN.
1

THE RECORD:
2-1

THE STREAK:
W2

LAST TIME:
W, 81-65, East Carolina

TOTAL GAMES

Year	Score	Opponent	Place
2006-07	W, 81-65	East Carolina	Winston-Salem, N.C.
1976-77	W, 84-73	Richmond	Richmond, Va.
1965-66	L, 76-92	Duke	Greensboro, N.C.

MEDIA INFORMATION

CREDENTIALS AND PARKING

Credentials pickup / Media entrance will be at the West Lobby. Credentials allow access only to assigned media seating -- or specific sections designated for photographers and videographers -- and do not provide access to the floor, suites or other areas. Parking will be provided digitally via email roughly 24 hours prior to each game.

Throughout the season, media interested in covering the Demon Deacons at LJVM Coliseum and on the road will need to make a credential request through Wake Forest, not through the opposing ACC school staff.

Lucy Berres (berresl@wfu.edu) will accept all credential requests and will work to determine availability for a specific site.

NBA Scouts that wish to attend a game at LJVM may apply for a credential in the media seating or purchase a ticket for a different seat. All NBA Scouts must fill out the Google Form on the 2021-22 Men's Basketball Media Center page. Parking will be provided digitally via email roughly 24 hours prior to each game.

COVID-19 REGULATIONS

Metal detection and bag check will take place upon entry into the concourse. Once in the arena, members of the media will remain in Section 113 seating or their assigned shooting location for the safety of others. A mask must be worn at all times in Joel Coliseum.

POSTGAME INTERVIEWS

All postgame interviews will be conducted online through Zoom.

Coach Steve Forbes and select Demon Deacon student-athletes will be available as soon as possible following games for both home and away events. Links for the video conference, or phone numbers to dial into the conference, will be provided to the media prior to tipoff.

Wake Forest Athletics staff will have the Zoom press conference recorded and student-athletes and Steve Forbes will also appear on the Wake Forest Sports Properties radio broadcast postgame show.

Opposing team's head coach and select student-athletes will be made available via Zoom. Please contact a member of their communications staff for additional information.

For individual interview requests throughout the season, please contact Lucy Berres (berresl@wfu.edu) or Ryan Susic (Sosicr@wfu.edu).

2021-22 ROSTER & BREAKDOWN

ROSTER BREAKDOWN

BY CLASS

Seniors (7)
 Khadim Sy (Graduate)
 Alondes Williams (Graduate)
 Dallas Walton (Graduate)
 Anthony Mathis, Jr.
 Miles Lester
 Isaiah Mucius
 Daivien Williamson

Juniors (2)

Jake LaRavia
 Grant van Beveren

Sophomores (1)

Damari Monsanto

Freshmen (8)

Carter Whitt
 Lucas Taylor
 Cameron Hildreth
 Matthew Marsh
 Robert McCray
 Kevin Dunn
 RJ Kennah
 Luc Robinson

BY STATE/COUNTRY

North Carolina (4)

Daivien Williamson
 Carter Whitt
 Lucas Taylor
 Kevin Dunn

England (2)

Cameron Hildreth
 Matthew Marsh

Colorado (1)

Dallas Walton
 RJ Kennah

New York (1)

Isaiah Mucius

Wisconsin (1)

Alondes Williams

Indiana (1)

Jake LaRavia

South Carolina (1)

Robert McCray

Senegal (1)

Khadim Sy

Florida (1)

Damari Monsanto

Georgia (1)

Grant van Beveren

Kansas (1)

Miles Lester

Kentucky (1)

Anthony Mathis, Jr.

Ohio (1)

Luc Robinson

NUMERICAL ROSTER

No.	Name	Pos.	Ht.	Wt.	Yr.	Hometown	High School (Previous College)
0	Jake LaRavia	F	6'8"	235	JR	Indianapolis, Ind.	Lawrence Central (Indiana State)
1	Isaiah Mucius	F	6'8"	205	SR	East Patchogue, N.Y.	Brewster Academy
2	Cameron Hildreth	G	6'4"	195	FR	Worthing, England	Surrey Scorchers/Worthing Thunder
4	Daivien Williamson	G	6'2"	165	SR	Winston-Salem, N.C.	Winston-Salem Prep (ETSU)
11	Carter Whitt	G	6'3"	180	FR	Raleigh, N.C.	Leesville Road
13	Dallas Walton	C	7'0"	230	GR	Arvada, Colo.	Arvade West (Colorado)
20	Khadim Sy	F	6'10"	240	GR	Dakar, Senegal	Oak Hill Academy (Ole Miss)
23	Lucas Taylor	G	6'5"	195	FR	Wake Forest, N.C.	Heritage High School
25	Robert McCray	G	6'3"	185	FR	Columbia, S.C.	AC Flora
31	Alondes Williams	G	6'5"	210	GR	Milwaukee, Wis.	Riverside High School (Oklahoma)
33	Matthew Marsh	C	7'1"	250	FR	Cornwall, England	ASVEL/FC Barcelona
40	RJ Kennah	G	6'5"	180	FR	Parker, Colo.	Kent Denver High School
44	Luc Robinson	F	6'10"	260	FR	Cincinnati, Ohio	Indian Hills
45	Anthony Mathis, Jr.	G	6'0"	185	SR	Louisville, Ky.	Kentucky Country Day
51	Kevin Dunn	G	6'2"	205	FR	Winston-Salem, N.C.	Choate Rosemary Hall
52	Grant van Beveren	F	6'6"	215	JR	Alpharetta, Ga.	Chattahoochee
55	Miles Lester	G	6'0"	180	R-SR	Wichita, Kan.	Wilbraham & Mason Academy

ALPHABETICAL ROSTER

No.	Name	Pos.	Ht.	Wt.	Yr.	Hometown	Previous School/High School
51	Kevin Dunn	G	6'2"	205	FR	Winston-Salem, N.C.	Choate Rosemary Hall
2	Cameron Hildreth	G	6'4"	195	FR	Worthing, England	Surrey Scorchers/Worthing Thunder
40	RJ Kennah	G	6'5"	180	FR	Parker, Colo.	Kent Denver High School
0	Jake LaRavia	F	6'8"	235	JR	Indianapolis, Ind.	Lawrence Central (Indiana State)
55	Miles Lester	G	6'0"	180	R-SR	Wichita, Kan.	Wilbraham & Mason Academy
33	Matthew Marsh	C	7'1"	250	FR	Cornwall, England	ASVEL/FC Barcelona
45	Anthony Mathis, Jr.	G	6'0"	185	SR	Louisville, Ky.	Kentucky Country Day
25	Robert McCray	G	6'3"	185	FR	Columbia, S.C.	AC Flora
	Damari Monsanto	G	6'6"	225	R-SO	Pembroke Pines, Fla.	Western High School (ETSU)
1	Isaiah Mucius	F	6'8"	205	SR	East Patchogue, N.Y.	Brewster Academy
44	Luc Robinson	F	6'10"	260	FR	Cincinnati, Ohio	Indian Hills
20	Khadim Sy	F	6'10"	240	GR	Dakar, Senegal	Oak Hill Academy (Ole Miss)
23	Lucas Taylor	G	6'5"	195	FR	Wake Forest, N.C.	Heritage High School
52	Grant van Beveren	F	6'6"	215	SO	Alpharetta, Ga.	Chattahoochee
13	Dallas Walton	C	7'0"	230	GR	Arvada, Colo.	Arvade West (Colorado)
11	Carter Whitt	G	6'3"	180	FR	Raleigh, N.C.	Leesville Road
31	Alondes Williams	G	6'5"	210	GR	Milwaukee, Wis.	Riverside High School (Oklahoma)
4	Daivien Williamson	G	6'2"	165	SR	Winston-Salem, N.C.	Winston-Salem Prep (ETSU)


COACHING & SUPPORT STAFF

Head Coach	Steve Forbes	2nd Season/Southern Arkansas '88
Assistant Coach	Jason Shay	1st Season/Iowa '95
Assistant Coach	B.J. McKie	2nd Season/South Carolina '99
Assistant Coach	Brooks Savage	2nd Season/Tennessee '08
Director of Basketball Operations	Frank Davis	2nd Season/Tennessee Tech '10
Director of Sports Performance	Mike Starke	2nd Season/Concordia College '13
Director of Player Development	Antanas Kavaliauskas	2nd Season/Texas A&M '07
Director of Player Relations	Joe Hugley	2nd Season/Central Connecticut St. '19
Special Assistant to the Head Coach	Matt Woodley	2nd Season/Drake '00
Video Coordinator	Chris Forbes	2nd Season/East Tennessee St. '18
Graduate Manager	Isaiah Tisdale	1st season/East Tennessee St. '20
Student Athlete Services	Jane Caldwell	23rd Season/UNC Greensboro
Sports Medicine	Mark Armour	1st Season/Southeastern Louisiana '07
Equipment	Roxann Moody	20th Season/Wake Forest '82
Communications	Lucy Berres	2nd Season/Illinois State '16

PRONUNCIATION GUIDE

Isaiah Mucius.....Myou-cee-iss
 Khadim SyHa-Deem See

2021-22 PHOTO ROSTER




JAKE LARAVIA
Jr. / 6-8 / 235 / f
Indianapolis, Ind.
Lawrence Central
(Indiana State)

0



ISAIAH MUCIUS
Sr. / 6-8 / 195 / F
East Patchogue, N.Y.
Brewster Academy

1




CAMERON HILDRETH
Fr. / 6-4 / 195 / G
Worthing, England
Surry Scortchers
Worthing Thunder

2




DAIVIEN WILLIAMSON
Sr. / 6-1 / 180 / G
Winston-Salem, N.C.
Winston-Salem Prep
(East Tennessee St.)

4



CARTER WHITT
Fr. / 6-3 / 180 / G
Raleigh, N.C.
Leesville Road

11




DALLAS WALTON
Gr. / 7-0 / 230 / F/C
Arvada, Co.
Arvada West
(Colorado)

13




KHADIM SY
Gr. / 6-10 / 240 / F
Dakar, Senegal
Oak Hill Academy
(Ole Miss)

20




LUCAS TAYLOR
Fr. / 6-5 / 195 / G
Wake Forest, N.C.
Heritage High School

23




ROBERT MCCRAY
Fr. / 6-4 / 185 / G
Columbia, S.C.
AC Florida

25




ALONDES WILLIAMS
Gr. / 6-5 / 210 / G
Milwaukee, Wis.
Riverside High School
(Oklahoma)

31




MATTHEW MARSH
Fr. / 7-1 / 250 / F/C
Cornwall, England
ASVEL
FC Barcelona

33



RJ KENNAH
Fr. / 6-5 / 180 / G
Parker, Colo.
Kent Denver High School

40




LUC ROBINSON
Fr. / 6-10 / 260 / F
Cincinnati, Ohio
Indian Hills

44




ANTHONY MATHIS, JR.
Sr. / 6-1 / 185 / G
Louisville, Ky.
Kentucky Country Day
(Navy)

45




KEVIN DUNN
Fr. / 6-2 / 205 / G
Winston-Salem, N.C.
Choate Rosemary Hall

51



GRANT VAN BEVEREN
So. / 6-6 / 215 / F
Alpharetta, Ga.
Chattahoochee

52



MILES LESTER
R-Jr. / 6-0 / 170 / G
Wichita, Kan.
Wilbraham & Monson
(Rice)

55



STEVE FORBES
Head Coach
2nd Season
Southern Arkansas '88



JASON SHAY
Assistant Coach
1st Season
Iowa '95



BJ MCKIE
Assistant Coach
2nd Season
South Carolina '99



BROOKS SAVAGE
Assistant Coach
2nd Season
Tennessee '08



0 JAKELARAVIA

Junior / 6-8 / 235 / F / Indianapolis, IND.

14.1 PPG | 3.0 APG | 5.8 RPG | 59.6% FG | 33.3 MPG

Season/CAREER HIGHS

POINTS
 Career: 27, vs. Ball State (12/19/20)
 Season: 24 vs. Charleston Southern (11/17/21)

REBOUNDS
 Career: 14, at Valparaiso (2/26/21)
 Season: 8, vs. LSU (11/27/21)

FIELD GOALS
 Career: 10, vs. Charleston Southern (11/17/21)
 Season: 10, vs. Charleston Southern (11/17/21)

FIELD GOAL ATTEMPTS
 Career: 15 at Valparaiso (2/26/21)
 Season: 14 vs. Charleston Southern (11/17/21)

3-POINTERS
 Career: 2, 7x - last at St. Louis (12/15/20)
 Season: 2, 3x - last vs. Northwestern (11/30/21)

3-POINT ATTEMPTS
 Career: 4, 2x - last vs. Northwestern (11/30/21)
 Season: 4, vs. Northwestern (11/30/21)

FREE THROWS
 Career: 13, vs. Ball State (12/19/20)
 Season: 7, at Louisville (12/29/21)

FREE THROW ATTEMPTS
 Career: 14, vs. Ball State (12/19/20)
 Season: 9, at Louisville (12/29/21)

ASSISTS
 Career: 6, vs. Kennesaw State (11/23/21)
 Season: 6, vs. Kennesaw State (11/23/21)

TURNOVERS
 Career: 5 vs. William & Mary (11/10/21)
 Season: 5 vs. William & Mary (11/10/21)

BLOCKS
 Career: 6, 2x - last at Southern Illinois (2/26/20)
 Season: 2, 2x - last vs. North Carolina A&T (11/20/21)

STEALS
 Career: 6 vs. Western Carolina (11/12/21)
 Season: 6 vs. Western Carolina (11/12/21)

MINUTES
 Career: 44 vs. Northwestern (11/30/21)
 Season: 44 vs. Northwestern (11/30/21)

2021-22 GAME-BY-GAME STATS

#0 LARAVIA, Jake

Opponent	Date	GS	MIN	Total		3-Pointers		Free throws		Rebounds				PF	A	TO	BLK	STL	PTS	AVG	
				FG-FGA	PCT	3FG-3FGA	PCT	FT-FTA	PCT	OFF	DEF	TOT	AVG								
William & Mary	11/10/2021	*	30:01	6-9	.667	1-1	1.000	0-2	.000	2	2	4	4.0	2	1	5	1	4	13	13.0	
Western Caro.	11/12/2021	*	32:51	3-6	.500	0-0	.000	0-2	.000	1	4	5	4.5	3	2	1	0	6	6	9.5	
Charleston So.	11/17/2021	*	27:28	10-14	.714	1-3	.333	3-4	.750	1	0	1	3.3	2	3	4	2	2	24	14.3	
N.C. A&T	11/20/2021	*	26:29	3-6	.500	2-3	.667	1-2	.500	3	2	5	3.8	3	5	4	2	0	9	13.0	
Kennesaw St.	11/23/2021	*	35:22	6-9	.667	1-3	.333	6-7	.857	3	4	7	4.4	4	6	1	0	2	19	14.2	
vs Oregon St.	11/26/2021	*	41:12	6-9	.667	0-0	.000	5-6	.833	5	2	7	4.8	2	5	2	0	3	17	14.7	
vs LSU	11/27/2021	*	31:46	5-7	.714	2-3	.667	3-4	.750	5	3	8	5.3	4	2	2	0	1	15	14.7	
Northwestern	11/30/2021	*	44:14	7-10	.700	2-4	.500	5-5	1.000	1	6	7	5.5	3	2	1	0	2	21	15.5	
at Virginia Tech	12/04/2021	*	35:05	3-7	.429	1-1	1.000	3-4	.750	5	2	7	5.7	3	2	0	0	1	10	14.9	
USC Upstate	12/11/2021	*	23:39	3-6	.500	0-2	.000	0-0	.000	2	4	6	5.7	3	1	1	0	1	6	14.0	
at Louisville	12/29/2021	*	39:08	4-11	.364	0-3	.000	7-9	.778	2	5	7	5.8	2	4	1	1	0	15	14.1	
Totals			11	367:15	56-94	.596	10-23	.435	33-45	.733	30	34	64	5.8	31	33	22	6	22	155	14.1

Player Averages

Games Played	Minutes/game	Points/game	FG Pct	3FG Pct	FT Pct	Rebounds/game	Assists/game	Turnovers/game	Assist/Turnover ratio	Steals/game	Blocks/game
11	33.4	14.1	59.6	43.5	73.3	5.8	3.0	2.0	1.5	2.0	0.5

LARAVIA, Jake

SEASON	TEAM	GP-GS	MIN/AVG	Field Goals		3-Point		F-Throws		Rebounds				Scoring						
				FG-FGA	FG%	3FG-3FGA	3FG%	FT-FTA	FT%	OFF	DEF	TOT	AVG	PF-FO	A	TO	BLK	STL	PTS	AVG
2019-20	ISU	30-25	738/24.6	111-210	.529	11-27	.407	50-80	.625	77	99	176	5.9	95-1	47	53	35	16	283	9.4
2020-21	ISU	25-25	731/29.2	105-222	.473	10-32	.313	88-113	.779	57	100	157	6.3	72-3	58	52	21	38	308	12.3
2021-22	Wake	11-11	367/33.4	56-94	.596	10-23	.435	33-45	.733	30	34	64	5.8	31-0	33	22	6	22	155	14.1
TOTAL FOR Wake		11-11	367/33.4	56-94	.596	10-23	.435	33-45	.733	30	34	64	5.8	31-0	33	22	6	22	155	14.1
TOTAL		66-61	1836/27.8	272-526	.517	31-82	.378	171-238	.718	164	233	397	6.0	198-4	138	127	62	76	746	11.3



1 ISAIAH MUCIUS

Senior / 6-8 / 205 / F / EAST PATCHOGUE, N.Y.

9.2 PPG | 3.5 RPG | 0.8 SPG | 38.9% 3FG | 24.5 MPG

SEASON/CAREER HIGHS

- POINTS**
 Career: 27, at North Carolina (1/20/21)
 Season: 20, vs. Charlotte (12/17/21)
- REBOUNDS**
 Career: 12, vs. Notre Dame (3/9/21)
 Season: 8, vs. Charlotte (12/17/21)
- FIELD GOALS**
 Career: 9, 2x - last at North Carolina (1/20/21)
 Season: 7, vs. Charlotte (12/17/21)
- FIELD GOAL ATTEMPTS**
 Career: 19, vs. Notre Dame (3/9/21)
 Season: 13, vs. Charlotte (12/17/21)
- 3-POINTERS**
 Career: 7 at North Carolina (1/20/21)
 Season: 4, 3x - last vs. Charlotte (12/17/21)
- 3-POINT ATTEMPTS**
 Career: 12 at North Carolina (1/20/21)
 Season: 10, vs. Charlotte (12/17/21)
- FREE THROWS**
 Career: 8, vs. Florida State (3/9/19)
 Season: 4, vs. Western Carolina (11/12/21)
- FREE THROW ATTEMPTS**
 Career: 11, vs. Florida State (3/9/19)
 Season: 4, 2x - last vs. Northwestern (11/30/21)
- ASSISTS**
 Career: 4, vs. Charlotte (12/17/21)
 Season: 4, vs. Charlotte (12/17/21)
- TURNOVERS**
 Career: 4, 2x last vs Longwood (11/27/20)
 Season: 2, 2x - last at Louisville (12/29/21)
- BLOCKS**
 Career: 2, vs. Charlotte (12/17/21)
 Season: 2, vs. Charlotte (12/17/21)
- STEALS**
 Career: 3, 2x - last vs Delaware State (11/25/20)
 Season: 2, vs. VMI (12/14/21)
- MINUTES**
 Career: 39, vs. Northwestern (11/30/21)
 Season: 39, vs. Northwestern (11/30/21)

2021-22 GAME-BY-GAME STATS

#1 MUCIUS, Isaiah

Opponent	Date	GS	MIN	Total		3-Pointers		Free throws		Rebounds				PF				PTS	AVG		
				FG-FGA	PCT	3FG-3FGA	PCT	FT-FTA	PCT	OFF	DEF	TOT	AVG	PF	A	TO	BLK			STL	
William & Mary	11/10/2021	*	12:46	1-4	.250	1-4	.250	0-0	.000	0	3	3	3.0	5	1	1	0	1	3	3.0	
Western Caro.	11/12/2021	*	19:21	1-7	.143	0-3	.000	4-4	1.000	3	3	6	4.5	2	0	1	0	0	6	4.5	
Charleston So.	11/17/2021	*	17:51	2-6	.333	1-3	.333	0-0	.000	0	5	5	4.7	2	0	1	0	1	5	4.7	
N.C. A&T	11/20/2021	*	21:01	5-8	.625	4-7	.571	2-2	1.000	2	1	3	4.3	1	1	0	0	1	16	7.5	
Kennesaw St.	11/23/2021	*	27:06	5-8	.625	4-7	.571	1-3	.333	0	2	2	3.8	3	0	1	0	0	15	9.0	
vs Oregon St.	11/26/2021	*	32:29	3-9	.333	3-9	.333	0-0	.000	0	5	5	4.0	3	0	0	0	1	9	9.0	
vs LSU	11/27/2021	*	21:52	0-8	.000	0-4	.000	0-0	.000	0	0	0	3.4	0	0	2	0	1	0	7.7	
Northwestern	11/30/2021	*	39:02	3-8	.375	3-7	.429	3-4	.750	1	4	5	3.6	3	2	0	0	1	12	8.3	
at Virginia Tech	12/04/2021	*	18:48	4-5	.800	1-2	.500	0-0	.000	0	2	2	3.4	1	1	0	0	0	9	8.3	
USC Upstate	12/11/2021	*	16:54	2-5	.400	1-4	.250	0-0	.000	0	1	1	3.2	1	1	1	1	1	5	8.0	
VMI	12/14/2021	*	35:07	3-9	.333	3-8	.375	2-2	1.000	0	3	3	3.2	1	1	1	0	2	11	8.3	
vs Charlotte	12/17/2021	*	36:38	7-13	.538	4-10	.400	2-2	1.000	2	6	8	3.6	3	4	1	2	1	20	9.3	
at Louisville	12/29/2021	*	18:56	3-4	.750	3-4	.750	0-0	.000	1	2	3	3.5	4	0	2	0	0	9	9.2	
Totals			13	317:51	39-94	.415	28-72	.389	14-17	.824	9	37	46	3.5	29	11	11	3	10	120	9.2

Player Averages

Games Played	Minutes/game	Points/game	FG Pct	3FG Pct	FT Pct	Rebounds/game	Assists/game	Turnovers/game	Assist/Turnover ratio	Steals/game	Blocks/game
13	24.4	9.2	41.5	38.9	82.4	3.5	0.8	0.8	1.0	0.8	0.2

MUCIUS, Isaiah

SEASON	TEAM	GP-GS	MIN/AVG	Field Goals		3-Point		F-Throws		Rebounds				Scoring						
				FG-FGA	FG%	3FG-3FGA	3FG%	FT-FTA	FT%	OFF	DEF	TOT	AVG	PF-FO	A	TO	BLK	STL	PTS	AVG
2018-19	Wake	31-1	677/21.8	70-219	.320	19-81	.235	43-70	.614	40	76	116	3.7	37-0	23	31	8	12	202	6.5
2019-20	Wake	30-22	686/22.9	92-216	.426	18-52	.346	18-36	.500	41	99	140	4.7	63-2	28	39	9	14	220	7.3
2020-21	Wake	22-22	562/25.5	81-192	.422	27-79	.342	37-52	.712	40	75	115	5.2	46-2	13	34	8	10	226	10.3
2021-22	Wake	13-13	318/24.4	39-94	.415	28-72	.389	14-17	.824	9	37	46	3.5	29-1	11	11	3	10	120	9.2
TOTAL		96-58	2242/23.4	282-721	.391	92-284	.324	112-175	.640	130	287	417	4.3	175-5	75	115	28	46	768	8.0



2 CAMERON HILDRETH

Freshman / 6-4 / 195 / G / Worthing, England

5.5 PPG | 1.6 APG | 3.8 RPG | 47.2% FG | 17.5 MPG

SEASON/CAREER HIGHS

POINTS
 Career: 13 vs. Western Carolina (11/12/21)
 Season: 13 vs. Western Carolina (11/12/21)

REBOUNDS
 Career: 8, 2x - last vs. VMI (12/14/21)
 Season: 8, 2x - last vs. VMI (12/14/21)

FIELD GOALS
 Career: 4, 3x - last vs. Charleston Southern (11/17/21)
 Season: 4, 3x - last vs. Charleston Southern (11/17/21)

FIELD GOAL ATTEMPTS
 Career: 7, 2x - last vs. VMI (12/14/21)
 Season: 7, 2x - last vs. VMI (12/14/21)

3-POINTERS
 Career: 2 vs. Western Carolina (11/12/21)
 Season: 2 vs. Western Carolina (11/12/21)

3-POINT ATTEMPTS
 Career: 3, 2x - last vs. Western Carolina (11/12/21)
 Season: 2, 4x - last at Louisville (12/29/21)

FREE THROWS
 Career: 5, vs. VMI (12/14/21)
 Season: 5, vs. VMI (12/14/21)

FREE THROW ATTEMPTS
 Career: 6, vs. VMI (12/14/21)
 Season: 6, vs. VMI (12/14/21)

ASSISTS
 Career: 4, 4x - last vs. LSU (11/27/21)
 Season: 4, 4x - last vs. LSU (11/27/21)

TURNOVERS
 Career: 4 vs. LSU (11/27/21)
 Season: 4 vs. LSU (11/27/21)

BLOCKS
 Career: 2 vs. William & Mary (11/10/21)
 Season: 2 vs. William & Mary (11/10/21)

STEALS
 Career: 1, seven times
 Season: 1, seven times

MINUTES
 Career: 26 Western Carolina (11/12/21)
 Season: 26 vs. Western Carolina (11/12/21)

2020-21 GAME-BY-GAME STATS

#2 HILDRETH, Cameron

Opponent	Date	GS	MIN	Total		3-Pointers		Free throws		Rebounds				PF	A	TO	BLK	STL	PTS	AVG
				FG-FGA	PCT	3FG-3FGA	PCT	FT-FTA	PCT	OFF	DEF	TOT	AVG							
William & Mary	11/10/2021		22:40	4-7	.571	0-2	.000	2-4	.500	2	3	5	5.0	1	4	2	2	0	10	10.0
Western Caro.	11/12/2021		26:26	4-6	.667	2-2	1.000	3-3	1.000	0	1	1	3.0	4	0	3	0	1	13	11.5
Charleston So.	11/17/2021		19:22	4-5	.800	0-1	.000	2-2	1.000	1	7	8	4.7	1	4	1	0	0	10	11.0
N.C. A&T	11/20/2021		15:40	0-1	.000	0-0	.000	1-2	.500	0	5	5	4.8	2	2	2	0	0	1	8.5
Kennesaw St.	11/23/2021		22:43	3-3	1.000	1-1	1.000	4-4	1.000	1	2	3	4.4	1	4	1	0	1	11	9.0
vs Oregon St.	11/26/2021		17:54	2-4	.500	1-1	1.000	0-0	.000	0	5	5	4.5	3	0	2	0	1	5	8.3
vs LSU	11/27/2021		11:52	0-1	.000	0-0	.000	0-0	.000	0	1	1	4.0	1	4	4	0	0	0	7.1
Northwestern	11/30/2021		08:01	0-2	.000	0-1	.000	0-0	.000	1	1	2	3.8	0	1	2	0	0	0	6.3
at Virginia Tech	12/04/2021		16:01	3-5	.600	0-2	.000	0-0	.000	0	3	3	3.7	0	1	0	0	1	6	6.2
USC Upstate	12/11/2021		19:47	0-3	.000	0-2	.000	0-0	.000	1	1	2	3.5	0	1	1	0	1	0	5.6
VMI	12/14/2021		23:39	3-7	.429	1-3	.333	5-6	.833	3	5	8	3.9	3	0	0	0	0	12	6.2
vs Charlotte	12/17/2021		06:39	0-3	.000	0-1	.000	0-0	.000	1	1	2	3.8	3	0	1	0	1	0	5.7
at Louisville	12/29/2021		16:05	2-6	.333	0-2	.000	0-0	.000	1	4	5	3.8	3	0	0	0	1	4	5.5
Totals		0	226:49	25-53	.472	5-18	.278	17-21	.810	11	39	50	3.8	22	21	19	2	7	72	5.5

Player Averages

Games Played	Minutes/game	Points/game	FG Pct	3FG Pct	FT Pct	Rebounds/game	Assists/game	Turnovers/game	Assist/Turnover ratio	Steals/game	Blocks/game
13	17.4	5.5	47.2	27.8	81.0	3.8	1.6	1.5	1.1	0.5	0.2

HILDRETH, Cameron

		Field Goals		3-Point		F-Throws		Rebounds				Scoring								
SEASON	TEAM	GP-GS	MIN/AVG	FG-FGA	FG%	3FG-3FGA	3FG%	FT-FTA	FT%	OFF	DEF	TOT	AVG	PF-FO	A	TO	BLK	STL	PTS	AVG
2021-22	Wake	13-0	227/17.4	25-53	.472	5-18	.278	17-21	.810	11	39	50	3.8	22-0	21	19	2	7	72	5.5
TOTAL		13-0	227/17.4	25-53	.472	5-18	.278	17-21	.810	11	39	50	3.8	22-0	21	19	2	7	72	5.5



4 DAIVIEN WILLIAMSON

Senior / 6-1 / 180 / G / WINSTON-SALEM, N.C.

13.5 PPG | 2.5 RPG | 1.3 SPG | 45.5% FG | 31.2 MPG

SEASON/CAREER HIGHS

POINTS
 Career: 27, at North Carolina (1/20/21)
 Season: 24, vs. Western Carolina (11/12/21)

REBOUNDS
 Career: 7, vs Catawba (12/31/2020)
 Season: 6, vs. VMI (12/14/21)

FIELD GOALS
 Career: 9, 3x - last at NC State (1/27/21)
 Season: 8, 2x - last at Virginia Tech (12/4/21)

FIELD GOAL ATTEMPTS
 Career: 15, at North Carolina (1/20/21)
 Season: 14, at Virginia Tech (12/4/21)

3-POINTERS
 Career: 5, 2x - last vs Notre Dame (3/9/21)
 Season: 4, 3x - last vs. North Carolina A&T (11/20/21)

3-POINT ATTEMPTS
 Career: 8, at Pittsburgh (3/2/21)
 Season: 7, 3x - last vs. Oregon State (11/26/21)

FREE THROWS
 Career: 12, vs. LSU (11/27/21)
 Season: 12, vs. LSU (11/27/21)

FREE THROW ATTEMPTS
 Career: 13, vs. LSU (11/27/21)
 Season: 13, vs. LSU (11/27/21)

ASSISTS
 Career: 10, at Chattanooga (2/5/20)
 Season: 3, vs. Kennesaw State (11/23/21)

TURNOVERS
 Career: 6, vs Pitt (1/23/21)
 Season: 3, vs. Kennesaw State (11/23/21)

BLOCKS
 Career: 1 (four times)
 Season: N/a

STEALS
 Career: 4, 2x - last vs. North Carolina A&T (11/20/21)
 Season: 4, 2x - last vs. North Carolina A&T (11/20/21)

MINUTES
 Career: 41, vs. Oregon State (11/26/21)
 Season: 41, vs. Oregon State (11/26/21)

2021-22 GAME-BY-GAME STATS

#4 WILLIAMSON, Daivien

Opponent	Date	GS	MIN	Total		3-Pointers		Free throws		Rebounds				PF	A	TO	BLK	STL	PTS	AVG	
				FG-FGA	PCT	3FG-3FGA	PCT	FT-FTA	PCT	OFF	DEF	TOT	AVG								
William & Mary	11/10/2021	*	27:45	3-7	.429	2-4	.500	2-2	1.000	0	2	2	2.0	3	0	1	0	2	10	10.0	
Western Caro.	11/12/2021	*	35:13	8-10	.800	4-6	.667	4-4	1.000	0	2	2	2.0	0	2	2	0	1	24	17.0	
Charleston So.	11/17/2021	*	24:25	4-7	.571	4-4	1.000	4-4	1.000	0	0	0	1.3	1	0	0	0	4	16	16.7	
N.C. A&T	11/20/2021	*	28:35	6-11	.545	4-7	.571	2-2	1.000	0	1	1	1.3	2	2	0	0	4	18	17.0	
Kennesaw St.	11/23/2021	*	32:44	2-8	.250	1-7	.143	2-2	1.000	0	3	3	1.6	0	3	3	0	2	7	15.0	
vs Oregon St.	11/26/2021	*	41:05	5-13	.385	1-7	.143	3-3	1.000	0	1	1	1.5	1	0	2	0	1	14	14.8	
vs LSU	11/27/2021	*	28:14	4-12	.333	0-5	.000	12-13	.923	1	2	3	1.7	1	0	1	0	0	20	15.6	
Northwestern	11/30/2021	*	33:35	3-7	.429	2-4	.500	1-2	.500	0	3	3	1.9	0	1	0	0	9	14.8		
at Virginia Tech	12/04/2021	*	34:40	8-14	.571	3-6	.500	0-0	.000	0	3	3	2.0	1	2	1	0	0	19	15.2	
USC Upstate	12/11/2021	*	20:15	2-4	.500	1-2	.500	4-4	1.000	0	2	2	2.0	1	0	2	0	1	9	14.6	
VMI	12/14/2021	*	29:54	2-11	.182	1-5	.200	2-2	1.000	0	6	6	2.4	1	1	2	0	1	7	13.9	
vs Charlotte	12/17/2021	*	38:27	3-9	.333	1-5	.200	1-2	.500	1	3	4	2.5	0	0	0	0	1	8	13.4	
at Louisville	12/29/2021	*	30:59	6-11	.545	2-6	.333	0-0	.000	0	2	2	2.5	4	0	1	0	0	14	13.5	
Totals			13	405:51	56-124	.452	26-68	.382	37-40	.925	2	30	32	2.5	15	11	15	0	17	175	13.5

Player Averages

Games Played	Minutes/game	Points/game	FG Pct	3FG Pct	FT Pct	Rebounds/game	Assists/game	Turnovers/game	Assist/Turnover ratio	Steals/game	Blocks/game
13	31.2	13.5	45.2	38.2	92.5	2.5	0.8	1.2	0.7	1.3	0.0

WILLIAMSON, Daivien

SEASON	TEAM	GP-GS	MIN/AVG	Field Goals		3-Point		F-Throws		Rebounds				Scoring						
				FG-FGA	FG%	3FG-3FGA	3FG%	FT-FTA	FT%	OFF	DEF	TOT	AVG	PF-FO	A	TO	BLK	STL	PTS	AVG
2018-19	ETSU	33-16	731/22.2	109-213	.512	27-70	.386	70-85	.824	10	55	65	2.0	34-0	81	44	1	18	315	9.5
2019-20	ETSU	34-14	948/27.9	122-252	.484	38-102	.373	70-87	.805	6	62	68	2.0	46-0	89	72	2	24	352	10.4
2020-21	Wake	22-21	753/34.2	97-213	.455	35-94	.372	55-70	.786	1	46	47	2.1	29-0	56	43	1	29	284	12.9
2021-22	Wake	13-13	406/31.2	56-124	.452	26-68	.382	37-40	.925	2	30	32	2.5	15-0	11	15	0	17	175	13.5
TOTAL FOR Wake	35-34	1159/33.1	153-337	.454	61-162	.377	92-110	.836	3	76	79	2.3	44-0	67	58	1	46	459	13.1	
TOTAL	102-64	2838/27.8	384-802	.479	126-334	.377	232-282	.823	19	193	212	2.1	124-0	237	174	4	88	1126	11.0	



11 CARTERWHITT

Freshman / 6-3 / 180 / G / Raleigh, N.C.

3.1 PPG | 1.7 APG | 2.2 RPG | 33.3% FG | 15.3 MPG

SEASON/CAREER HIGHS

POINTS
 Career: 16, vs. USC-Upstate (12/11/21)
 Season: 16, vs. USC-Upstate (12/11/21)

REBOUNDS
 Career: 7, vs. William & Mary (11/10/21)
 Season: 7, vs. William & Mary (11/10/21)

FIELD GOALS
 Career: 6, vs. USC-Upstate (12/11/21)
 Season: 6, vs. USC-Upstate (12/11/21)

FIELD GOAL ATTEMPTS
 Career: 12, vs. Notre Dame (3/9/21)
 Season: 9, vs. USC-Upstate (12/11/21)

3-POINTERS
 Career: 4, vs. USC-Upstate (12/11/21)
 Season: 4, vs. USC-Upstate (12/11/21)

3-POINT ATTEMPTS
 Career: 7, vs. USC-Upstate (12/11/21)
 Season: 7, vs. USC-Upstate (12/11/21)

FREE THROWS
 Career: 2, 2x - last at Duke (1/9/21)
 Season: 1 vs. North Carolina A&T (11/20/21)

FREE THROW ATTEMPTS
 Career: 2, five times
 Season: 2, vs. North Carolina A&T (11/20/21)

ASSISTS
 Career: 9, at Florida State (2/13/21)
 Season: 7 vs. Charleston Southern (11/17/21)

TURNOVERS
 Career: 7, at Duke (1/9/21)
 Season: 4, 3x - last vs. USC-Upstate (12/11/21)

BLOCKS
 Career: 1, vs. VMI (12/14/21)
 Season: 1, vs. VMI (12/14/21)

STEALS
 Career: 3, at Duke (1/9/21)
 Season: 1, 4x - last vs. USC-Upstate (12/11/21)

MINUTES
 Career: 33, vs. Notre Dame (3/9/21)
 Season: 25, 2x - last vs. Charleston Southern (11/17/21)

2021-22 GAME-BY-GAME STATS

#11 WHITT, Carter

Opponent	Date	GS	MIN	Total		3-Pointers		Free throws		Rebounds				PF	A	TO	BLK	STL	PTS	AVG
				FG-FGA	PCT	3FG-3FGA	PCT	FT-FTA	PCT	OFF	DEF	TOT	AVG							
William & Mary	11/10/2021		25:01	2-8	.250	1-4	.250	0-0	.000	2	5	7	7.0	0	4	4	0	1	5	5.0
Western Caro.	11/12/2021		09:27	0-2	.000	0-2	.000	0-0	.000	0	1	1	4.0	0	1	2	0	0	0	2.5
Charleston So.	11/17/2021		25:13	1-3	.333	0-1	.000	0-0	.000	0	5	5	4.3	1	7	3	0	1	2	2.3
N.C. A&T	11/20/2021		16:57	1-3	.333	1-3	.333	1-2	.500	0	0	0	3.3	2	4	2	0	0	4	2.8
Kennesaw St.	11/23/2021		11:52	2-5	.400	1-2	.500	0-0	.000	0	2	2	3.0	0	1	2	0	1	5	3.2
vs Oregon St.	11/26/2021		10:11	1-3	.333	0-1	.000	0-0	.000	0	0	0	2.5	0	0	0	0	0	2	3.0
vs LSU	11/27/2021		11:46	0-3	.000	0-2	.000	0-0	.000	0	0	0	2.1	1	0	4	0	0	0	2.6
Northwestern	11/30/2021		13:18	2-6	.333	0-1	.000	0-0	.000	0	2	2	2.1	0	0	0	0	0	4	2.8
at Virginia Tech	12/04/2021		08:47	1-1	1.000	0-0	.000	0-0	.000	0	1	1	2.0	0	1	1	0	0	2	2.7
USC Upstate	12/11/2021		20:53	6-9	.667	4-7	.571	0-1	.000	1	5	6	2.4	0	2	4	0	1	16	4.0
VMI	12/14/2021		13:36	0-2	.000	0-2	.000	0-0	.000	0	3	3	2.5	0	0	2	1	0	0	3.6
vs Charlotte	12/17/2021		19:56	0-1	.000	0-1	.000	0-0	.000	0	1	1	2.3	0	2	0	0	0	0	3.3
at Louisville	12/29/2021		11:04	0-2	.000	0-1	.000	0-0	.000	0	1	1	2.2	0	0	0	0	0	0	3.1
Totals			0 198:01	16-48	.333	7-27	.259	1-3	.333	3	26	29	2.2	4	22	24	1	4	40	3.1

Player Averages

Games Played	Minutes/game	Points/game	FG Pct	3FG Pct	FT Pct	Rebounds/game	Assists/game	Turnovers/game	Assist/Turnover ratio	Steals/game	Blocks/game
13	15.2	3.1	33.3	25.9	33.3	2.2	1.7	1.8	0.9	0.3	0.1

WHITT, Carter

SEASON	TEAM	GP-GS	MIN/AVG	Field Goals		3-Point		F-Throws		Rebounds				Scoring						
				FG-FGA	FG%	3FG-3FGA	3FG%	FT-FTA	FT%	OFF	DEF	TOT	AVG	PF-FO	A	TO	BLK	STL	PTS	AVG
2020-21	Wake	19-10	424/22.3	35-107	.327	14-42	.333	6-9	.667	3	38	41	2.2	27-0	51	52	0	13	90	4.7
2021-22	Wake	13-0	198/15.2	16-48	.333	7-27	.259	1-3	.333	3	26	29	2.2	4-0	22	24	1	4	40	3.1
TOTAL		32-10	622/19.4	51-155	.329	21-69	.304	7-12	.583	6	64	70	2.2	31-0	73	76	1	17	130	4.1



13 DALLAS WALTON

Grad / 7-0 / 230 / C / Arvada, COLO.

8.0 PPG | 5.3 RPG | 1.5 BPG | 47.1% FG | 25.2 MPG

SEASON/CAREER HIGHS

POINTS
 Career: 22, vs. Washington (12/20/20)
 Season: 17, at Virginia Tech (12/4/21)

REBOUNDS
 Career: 10, vs. LSU (11/27/21)
 Season: 10, vs. LSU (11/27/21)

FIELD GOALS
 Career: 7, 2x - last at Virginia Tech (12/4/21)
 Season: 7, at Virginia Tech (12/4/21)

FIELD GOAL ATTEMPTS
 Career: 13 vs. Washington (1/20/18)
 Season: 10, 2x - last vs. Charlotte (12/17/21)

3-POINTERS
 Career: 2, vs. Omaha 12/16/20
 Season: 1, 5x - last vs. USC-Upstate (12/11/21)

3-POINT ATTEMPTS
 Career: 3, 5x - last at Virginia Tech (12/4/21)
 Season: 3, 5x - last at Virginia Tech (12/4/21)

FREE THROWS
 Career: 10, vs. Washington (1/20/18)
 Season: 7, vs. VMI (12/14/21)

FREE THROW ATTEMPTS
 Career: 10, vs. Washington (1/20/18)
 Season: 8, vs. VMI (12/14/21)

ASSISTS
 Career: 4, vs. USC (2/21/18)
 Season: 3, vs. Northwestern (11/30/21)

TURNOVERS
 Career: 3, 5x - last vs. Western Carolina (11/12/21)
 Season: 3 vs. Western Carolina (11/12/21)

BLOCKS
 Career: 4, 3x - last vs. USC-Upstate (12/11/21)
 Season: 4, 2x - last vs. USC-Upstate (12/11/21)

STEALS
 Career: 3 vs Grand Canyon (12/22/20)
 Season: 1, 5x - last at Louisville (12/29/21)

MINUTES
 Career: 33, 3x - last vs. VMI (12/14/21)
 Season: 33, 3x - last vs. VMI (12/14/21)

2021-22 GAME-BY-GAME STATS

#13 WALTON, Dallas

Opponent	Date	GS	MIN	Total		3-Pointers		Free throws		Rebounds				PF	A	TO	BLK	STL	PTS	AVG	
				FG-FGA	PCT	3FG-3FGA	PCT	FT-FTA	PCT	OFF	DEF	TOT	AVG								
William & Mary	11/10/2021	*	22:03	3-7	.429	0-3	.000	0-0	.000	0	4	4	4.0	3	0	1	4	1	6	6.0	
Western Caro.	11/12/2021	*	17:08	0-4	.000	0-1	.000	0-3	.000	1	3	4	4.0	3	0	3	0	0	0	3.0	
Charleston So.	11/17/2021	*	15:57	4-6	.667	1-3	.333	2-6	.333	0	5	5	4.3	1	0	1	2	1	11	5.7	
N.C. A&T	11/20/2021	*	12:29	1-2	.500	0-1	.000	0-0	.000	2	2	4	4.3	1	1	0	0	0	2	4.8	
Kennesaw St.	11/23/2021	*	19:43	2-4	.500	0-0	.000	1-1	1.000	0	7	7	4.8	1	0	2	3	0	5	4.8	
vs Oregon St.	11/26/2021	*	29:26	4-7	.571	0-0	.000	1-2	.500	2	4	6	5.0	5	2	0	0	0	9	5.5	
vs LSU	11/27/2021	*	32:54	2-8	.250	1-3	.333	1-2	.500	3	7	10	5.7	2	0	0	2	0	6	5.6	
Northwestern	11/30/2021	*	33:03	3-8	.375	1-3	.333	0-0	.000	0	4	4	5.5	3	3	2	2	0	7	5.8	
at Virginia Tech	12/04/2021	*	30:58	7-10	.700	1-3	.333	2-2	1.000	0	2	2	5.1	3	1	1	0	1	17	7.0	
USC Upstate	12/11/2021	*	24:51	6-8	.750	1-1	1.000	1-2	.500	0	5	5	5.1	0	2	1	4	0	14	7.7	
VMI	12/14/2021	*	32:15	0-4	.000	0-2	.000	7-8	.875	2	7	9	5.5	2	1	2	1	1	7	7.6	
vs Charlotte	12/17/2021	*	30:11	6-10	.600	0-1	.000	2-2	1.000	0	3	3	5.3	1	2	1	0	0	14	8.2	
at Louisville	12/29/2021	*	24:49	3-9	.333	0-2	.000	0-0	.000	2	5	7	5.4	4	0	0	1	1	6	8.0	
Totals			13	325:47	41-87	.471	5-23	.217	17-28	.607	12	58	70	5.4	29	12	14	19	5	104	8.0

Player Averages

Games Played	Minutes/game	Points/game	FG Pct	3FG Pct	FT Pct	Rebounds/game	Assists/game	Turnovers/game	Assist/Turnover ratio	Steals/game	Blocks/game
13	25.1	8.0	47.1	21.7	60.7	5.4	0.9	1.1	0.9	0.4	1.5

WALTON, Dallas

SEASON	TEAM	GP-GS	MIN/AVG	Field Goals		3-Point		F-Throws		Rebounds				Scoring						
				FG-FGA	FG%	3FG-3FGA	3FG%	FT-FTA	FT%	OFF	DEF	TOT	AVG	PF-FO	A	TO	BLK	STL	PTS	AVG
2017-18	CU	30-25	557/18.6	70-152	.461	5-13	.385	26-37	.703	27	75	102	3.4	59-1	21	28	34	7	171	5.7
2019-20	CU	28-0	170/6.1	17-41	.415	2-7	.286	9-11	.818	14	18	32	1.1	22-0	10	10	5	4	45	1.6
2020-21	CU	26-23	388/14.9	55-100	.550	9-19	.474	49-58	.845	21	52	73	2.8	59-1	13	23	17	12	168	6.5
2021-22	Wake	13-13	326/25.1	41-87	.471	5-23	.217	17-28	.607	12	58	70	5.4	29-1	12	14	19	5	104	8.0
TOTAL FOR Wake	13-13	326/25.1	41-87	.471	5-23	.217	17-28	.607	12	58	70	5.4	29-1	12	14	19	5	104	8.0	
TOTAL	97-61	1441/14.9	183-380	.482	21-62	.339	101-134	.754	74	203	277	2.9	169-3	56	75	75	28	488	5.0	



20 KHADIMSY

GRAD / 6-10 / 240 / F / DAKAR SENEGAL

5.8 PPG | 4.1 RPG | 0.8 BPG | 47.5% FG | 19.2 MPG

SEASON/CAREER HIGHS

POINTS
 Career: 20, vs. Southeastern Louisiana (12/21/19)
 Season: 12, 2x - last vs. Kennesaw State (11/23/21)

REBOUNDS
 Career: 10 vs. New Mexico (11/24/16)
 Season: 8, vs. VMI (12/14/21)

FIELD GOALS
 Career: 7, 2x - last vs. Mississippi State (2/11/20)
 Season: 5 vs. Kennesaw State (11/23/21)

FIELD GOAL ATTEMPTS
 Career: 12, 2x - last at Georgia (2/25/20)
 Season: 7, 3x - last vs. USC-Upstate (12/11/21)

3-POINTERS
 Career: 3 vs. Auburn (1/6/21)
 Season: 2 vs. Charleston Southern (11/17/21)

3-POINT ATTEMPTS
 Career: 3, 5x - last at Louisville (12/29/21)
 Season: 3, 3x - last at Louisville (12/29/21)

FREE THROWS
 Career: 6 vs. Arkansas (1/11/20)
 Season: 2, 3x - last vs. North Carolina A&T (11/20/21)

FREE THROW ATTEMPTS
 Career: 7 vs. Charleston Southern (12/20/16)
 Season: 4 vs. North Carolina A&T (11/20/21)

ASSISTS
 Career: 3 vs. Butler (12/3/19)
 Season: 2, 2x - last vs. Charlotte (12/17/21)

TURNOVERS
 Career: 5 vs. Alabama (2/22/20)
 Season: 2, 3x - last vs. USC-Upstate (12/11/21)

BLOCKS
 Career: 3, 3x - last at Mississippi State (3/7/20)
 Season: 2, 2x - last vs. VMI (12/14/21)

STEALS
 Career: 2, 6 times, Last vs. William & Mary (11/10/21)
 Season: 2, vs. William & Mary (11/10/21)

MINUTES
 Career: 37, vs. Auburn (1/28/20)
 Season: 28, 2x - last at Louisville (12/29/21)

2021-22 GAME-BY-GAME STATS

#20 SY, Khadim

Opponent	Date	GS	MIN	Total		3-Pointers		Free throws		Rebounds				PF	A	TO	BLK	STL	PTS	AVG
				FG-FGA	PCT	3FG-3FGA	PCT	FT-FTA	PCT	OFF	DEF	TOT	AVG							
William & Mary	11/10/2021		23:45	3-5	.600	1-1	1.000	0-1	.000	2	4	6	6.0	1	0	1	0	2	7	7.0
Western Caro.	11/12/2021		19:34	2-7	.286	0-1	.000	2-2	1.000	2	4	6	6.0	5	0	1	2	1	6	6.5
Charleston So.	11/17/2021		15:03	4-5	.800	2-2	1.000	2-2	1.000	0	5	5	5.7	3	0	0	0	0	12	8.3
N.C. A&T	11/20/2021		14:25	0-3	.000	0-3	.000	2-4	.500	0	6	6	5.8	1	0	0	0	0	2	6.8
Kennesaw St.	11/23/2021		17:13	5-7	.714	1-1	1.000	1-2	.500	1	2	3	5.2	2	0	1	1	1	12	7.8
vs Oregon St.	11/26/2021		03:39	0-2	.000	0-1	.000	0-0	.000	0	0	0	4.3	0	0	1	1	0	0	6.5
vs LSU	11/27/2021		14:21	1-2	.500	1-1	1.000	0-0	.000	3	0	3	4.1	0	2	2	0	0	3	6.0
Northwestern	11/30/2021		12:43	1-3	.333	0-1	.000	1-3	.333	0	2	2	3.9	4	1	2	0	1	3	5.6
at Virginia Tech	12/04/2021		20:45	3-3	1.000	0-0	.000	1-2	.500	0	0	0	3.4	0	0	1	1	1	7	5.8
USC Upstate	12/11/2021		25:03	3-7	.429	1-3	.333	0-0	.000	2	4	6	3.7	2	1	2	1	0	7	5.9
VMI	12/14/2021	*	25:36	2-5	.400	0-2	.000	0-0	.000	3	5	8	4.1	4	0	1	2	0	4	5.7
vs Charlotte	12/17/2021	*	28:17	3-6	.500	0-0	.000	0-0	.000	0	2	2	3.9	3	2	1	1	0	6	5.8
at Louisville	12/29/2021		28:10	2-6	.333	1-3	.333	1-2	.500	2	4	6	4.1	3	1	1	1	0	6	5.8
Totals		2	248:34	29-61	.475	7-19	.368	10-18	.556	15	38	53	4.1	28	7	14	10	6	75	5.8

Player Averages

Games Played	Minutes/game	Points/game	FG Pct	3FG Pct	FT Pct	Rebounds/game	Assists/game	Turnovers/game	Assist/Turnover ratio	Steals/game	Blocks/game
13	19.1	5.8	47.5	36.8	55.6	4.1	0.5	1.1	0.5	0.5	0.8

SY, Khadim

SEASON	TEAM	GP-GS	MIN/AVG	Field Goals		3-Point		F-Throws		Rebounds				Scoring						
				FG-FGA	FG%	3FG-3FGA	3FG%	FT-FTA	FT%	OFF	DEF	TOT	AVG	PF-FO	A	TO	BLK	STL	PTS	AVG
2019-20	OM	31-29	732/23.6	106-202	.525	7-26	.269	61-84	.726	47	123	170	5.5	112-9	23	52	25	21	280	9.0
2020-21	OM	14-2	155/11.1	18-44	.409	5-17	.294	2-2	1.000	10	16	26	1.9	16-0	4	8	4	6	43	3.1
2021-22	Wake	13-2	249/19.1	29-61	.475	7-19	.368	10-18	.556	15	38	53	4.1	28-1	7	14	10	6	75	5.8
TOTAL FOR Wake		13-2	249/19.1	29-61	.475	7-19	.368	10-18	.556	15	38	53	4.1	28-1	7	14	10	6	75	5.8
TOTAL		58-33	1136/19.6	153-307	.498	19-62	.306	73-104	.702	72	177	249	4.3	156-10	34	74	39	33	398	6.9



23 LUCASTAYLOR

FRESHMAN / 6-5 / 195 / G / WAKE FOREST, N.C.

0.2 PPG | 0.2 APG | 0.5 SPG | 0.0 % FG | 4.5 MPG

SEASON/CAREER HIGHS

POINTS
 Career: 1, vs. USC-Upstate (12/11/21)
 Season: 1, vs. USC-Upstate (12/11/21)

REBOUNDS
 Career: N/a
 Season: N/a

FIELD GOALS
 Career: N/a
 Season:

FIELD GOAL ATTEMPTS
 Career: 2, 2x - last vs. USC-Upstate (12/11/21)
 Season: 2, 2x - last vs. USC-Upstate (12/11/21)

3-POINTERS
 Career: N/a
 Season: N/a

3-POINT ATTEMPTS
 Career: 2, vs. USC-Upstate (12/11/21)
 Season: 2, vs. USC-Upstate (12/11/21)

FREE THROWS
 Career: 1, vs. USC-Upstate (12/11/21)
 Season: 1, vs. USC-Upstate (12/11/21)

FREE THROW ATTEMPTS
 Career: 2, vs. USC-Upstate (12/11/21)
 Season: 2, vs. USC-Upstate (12/11/21)

ASSISTS
 Career: 1, vs. Kennesaw State (11/23/21)
 Season: 1, vs. Kennesaw State (11/23/21)

TURNOVERS
 Career: 2 vs. North Carolina A&T (11/20/21)
 Season: 2 vs. North Carolina A&T (11/20/21)

BLOCKS
 Career: N/a
 Season: N/a

STEALS
 Career: 2 vs. North Carolina A&T (11/20/21)
 Season: 2 vs. North Carolina A&T (11/20/21)

MINUTES
 Career: 11 vs. Charleston Southern (11/17/21)
 Season: 11 vs. Charleston Southern (11/17/21)

2021-22 GAME-BY-GAME STATS

#23 TAYLOR, Lucas

Opponent	Date	GS	MIN	Total		3-Pointers		Free throws		Rebounds				PF	A	TO	BLK	STL	PTS	AVG
				FG-FGA	PCT	3FG-3FGA	PCT	FT-FTA	PCT	OFF	DEF	TOT	AVG							
William & Mary	11/10/2021		02:16	0-1	.000	0-1	.000	0-0	.000	0	0	0	0.0	0	0	0	0	0	0	0.0
Charleston So.	11/17/2021		11:52	0-2	.000	0-0	.000	0-0	.000	0	0	0	0.0	0	0	0	0	1	0	0.0
N.C. A&T	11/20/2021		06:18	0-0	.000	0-0	.000	0-0	.000	0	0	0	0.0	0	0	2	0	2	0	0.0
Kennesaw St.	11/23/2021		03:08	0-0	.000	0-0	.000	0-0	.000	0	0	0	0.0	0	1	0	0	0	0	0.0
vs LSU	11/27/2021		02:57	0-1	.000	0-1	.000	0-0	.000	0	0	0	0.0	1	0	0	0	0	0	0.0
USC Upstate	12/11/2021		03:07	0-2	.000	0-2	.000	1-2	.500	0	0	0	0.0	0	0	0	0	0	1	0.2
vs Charlotte	12/17/2021		00:38	0-0	.000	0-0	.000	0-0	.000	0	0	0	0.0	0	0	0	0	0	0	0.1
Totals		0	30:16	0-6	.000	0-4	.000	1-2	.500	0	0	0	0.0	1	1	2	0	3	1	0.1

Player Averages

Games Played	Minutes/game	Points/game	FG Pct	3FG Pct	FT Pct	Rebounds/game	Assists/game	Turnovers/game	Assist/Turnover ratio	Steals/game	Blocks/game
7	4.3	0.1	0.0	0.0	50.0	0.0	0.1	0.3	0.5	0.4	0.0

TAYLOR, Lucas

SEASON	TEAM	GP-GS	MIN/AVG	Field Goals		3-Point		F-Throws		Rebounds				Scoring						
				FG-FGA	FG%	3FG-3FGA	3FG%	FT-FTA	FT%	OFF	DEF	TOT	AVG	PF-FO	A	TO	BLK	STL	PTS	AVG
2021-22	Wake	7-0	30/4.3	0-6	.000	0-4	.000	1-2	.500	0	0	0	0.0	1-0	1	2	0	3	1	0.1
TOTAL		7-0	30/4.3	0-6	.000	0-4	.000	1-2	.500	0	0	0	0.0	1-0	1	2	0	3	1	0.1



25 ROBERT MCCRAY

FRESHMAN / 6-4 / 185 / G / COLUMBIA S.C.

2.0 PPG | 0.3 APG | 0.8 RPG | 40.0% FG | 6.3 MPG

SEASON/CAREER HIGHS

POINTS

Career: 8 vs. North Carolina A&T (11/20/21)
 Season: 8 vs. North Carolina A&T (11/20/21)

REBOUNDS

Career: 2 vs. Charleston Southern (11/17/21)
 Season: 2 vs. Charleston Southern (11/17/21)

FIELD GOALS

Career: 3 vs. North Carolina A&T (11/20/21)
 Season: 3 vs. North Carolina A&T (11/20/21)

FIELD GOAL ATTEMPTS

Career: 4, 2x - last vs. North Carolina A&T (11/20/21)
 Season: 4, 2x - last vs. North Carolina A&T (11/20/21)

3-POINTERS

Career: 2 vs. North Carolina A&T (11/20/21)
 Season: 2 vs. North Carolina A&T (11/20/21)

3-POINT ATTEMPTS

Career: 3 vs. North Carolina A&T (11/20/21)
 Season: 3 vs. North Carolina A&T (11/20/21)

FREE THROWS

Career: 1 vs. William & Mary (11/10/21)
 Season: 1 vs. William & Mary (11/10/21)

FREE THROW ATTEMPTS

Career: 2 vs. William & Mary (11/10/21)
 Season: 2 vs. William & Mary (11/10/21)

ASSISTS

Career: 1, 2x - last vs. LSU (11/27/21)
 Season: 1, 2x - last vs. LSU (11/27/21)

TURNOVERS

Career: 1, 3x - last vs. LSU (11/27/21)
 Season: 1, 3x - last vs. LSU (11/27/21)

BLOCKS

Career: N/a
 Season: N/a

STEALS

Career: 1, 2x - last vs. LSU (11/27/21)
 Season: 1, 2x - last vs. LSU (11/27/21)

MINUTES

Career: 11 vs. Charleston Southern (11/17/21)
 Season: 11 vs. Charleston Southern (11/17/21)

2021-22 GAME-BY-GAME STATS

#25 MCCRAY, Robert

Opponent	Date	GS	MIN	Total		3-Pointers		Free throws		Rebounds				PF	A	TO	BLK	STL	PTS	AVG	
				FG-FGA	PCT	3FG-3FGA	PCT	FT-FTA	PCT	OFF	DEF	TOT	AVG								
William & Mary	11/10/2021		02:16	0-0	.000	0-0	.000	1-2	.500	1	0	1	1.0	0	0	1	0	0	1	1.0	
Charleston So.	11/17/2021		11:59	0-4	.000	0-2	.000	0-0	.000	0	2	2	1.5	0	1	0	0	1	0	0.5	
N.C. A&T	11/20/2021		10:21	3-4	.750	2-3	.667	0-0	.000	0	1	1	1.3	1	0	1	0	0	8	3.0	
Kennesaw St.	11/23/2021		02:32	0-0	.000	0-0	.000	0-0	.000	0	0	0	1.0	0	0	0	0	0	0	2.3	
vs Oregon St.	11/26/2021		02:28	0-0	.000	0-0	.000	0-0	.000	0	0	0	0.8	0	0	0	0	0	0	1.8	
vs LSU	11/27/2021		09:05	1-2	.500	1-2	.500	0-0	.000	1	0	1	0.8	1	1	1	0	1	3	2.0	
Totals			0	38:41	4-10	.400	3-7	.429	1-2	.500	2	3	5	0.8	2	2	3	0	2	12	2.0

Player Averages

Games Played	Minutes/game	Points/game	FG Pct	3FG Pct	FT Pct	Rebounds/game	Assists/game	Turnovers/game	Assist/Turnover ratio	Steals/game	Blocks/game
6	6.4	2.0	40.0	42.9	50.0	0.8	0.3	0.5	0.7	0.3	0.0

MCCRAY, Robert

		Field Goals		3-Point		F-Throws		Rebounds				Scoring								
SEASON	TEAM	GP-GS	MIN/AVG	FG-FGA	FG%	3FG-3FGA	3FG%	FT-FTA	FT%	OFF	DEF	TOT	AVG	PF-FO	A	TO	BLK	STL	PTS	AVG
2021-22	Wake	6-0	39/6.4	4-10	.400	3-7	.429	1-2	.500	2	3	5	0.8	2-0	2	3	0	2	12	2.0
TOTAL		6-0	39/6.4	4-10	.400	3-7	.429	1-2	.500	2	3	5	0.8	2-0	2	3	0	2	12	2.0



31 ALONDES WILLIAMS

GRAD / 6-5 / 210 / G / MILWAUKEE, WIS.

20.5 PPG | 5.1 APG | 6.4 RPG | 55.7% FG | 33.0 MPG

SEASON/CAREER HIGHS

POINTS

Career: 36, vs. VMI (12/14/21)
Season: 36, vs. VMI (12/14/21)

REBOUNDS

Career: 14, vs. USC-Upstate (12/11/21)
Season: 14, vs. USC-Upstate (12/11/21)

FIELD GOALS

Career: 15, vs. Charlotte (12/17/21)
Season: 15, vs. Charlotte (12/17/21)

FIELD GOAL ATTEMPTS

Career: 23, vs. Charlotte (12/17/21)
Season: 23, vs. Charlotte (12/17/21)

3-POINTERS

Career: 3, 2x - last vs. North Carolina A&T (11/20/21)
Season: 3, 2x - last vs. North Carolina A&T (11/20/21)

3-POINT ATTEMPTS

Career: 6, 2x - last at Louisville (12/29/21)
Season: 6, 2x - last at Louisville (12/29/21)

FREE THROWS

Career: 12, vs. VMI (12/14/21)
Season: 12, vs. VMI (12/14/21)

FREE THROW ATTEMPTS

Career: 14, vs. Oregon State (11/26/21)
Season: 14, vs. Oregon State (11/26/21)

ASSISTS

Career: 10, vs. USC-Upstate (12/11/21)
Season: 10, vs. USC-Upstate (12/11/21)

TURNOVERS

Career: 6, at Virginia Tech (12/4/21)
Season: 6, at Virginia Tech (12/4/21)

BLOCKS

Career: 2 at Iowa State (2/20/21)
Season: 1, 6x - last at Virginia Tech (12/4/21)

STEALS

Career: 3, 2x - last vs. Western Carolina (11/12/21)
Season: 3, 2x - last vs. Western Carolina (11/12/21)

MINUTES

Career: 41, vs. Northwestern (11/30/21)
Season: 41 vs. Northwestern (11/30/21)

2021-22 GAME-BY-GAME STATS

#31 WILLIAMS, Alondes

Opponent	Date	GS	MIN	Total		3-Pointers		Free throws		Rebounds				PF	A	TO	BLK	STL	PTS	AVG	
				FG-FGA	PCT	3FG-3FGA	PCT	FT-FTA	PCT	OFF	DEF	TOT	AVG								
William & Mary	11/10/2021	*	26:49	9-12	.750	1-3	.333	3-3	1.000	1	2	3	3.0	1	3	1	1	3	22	22.0	
Western Caro.	11/12/2021	*	40:00	13-18	.722	0-3	.000	6-10	.600	2	6	8	5.5	2	4	1	0	3	32	27.0	
Charleston So.	11/17/2021	*	23:50	4-8	.500	0-0	.000	2-2	1.000	1	4	5	5.3	1	5	1	0	1	10	21.3	
N.C. A&T	11/20/2021	*	26:47	7-9	.778	3-4	.750	2-3	.667	0	2	2	4.5	0	3	0	1	0	19	20.8	
Kennesaw St.	11/23/2021	*	20:17	6-10	.600	1-3	.333	1-3	.333	1	6	7	5.0	3	4	4	1	1	14	19.4	
vs Oregon St.	11/26/2021	*	37:38	7-15	.467	1-4	.250	9-14	.643	0	3	3	4.7	3	4	4	1	0	24	20.2	
vs LSU	11/27/2021	*	35:13	5-14	.357	1-4	.250	3-4	.750	3	5	8	5.1	2	3	5	1	2	14	19.3	
Northwestern	11/30/2021	*	41:04	8-15	.533	2-4	.500	3-4	.750	0	9	9	5.6	3	4	3	0	2	21	19.5	
at Virginia Tech	12/04/2021	*	34:56	4-7	.571	1-2	.500	1-4	.250	1	6	7	5.8	3	9	6	1	1	10	18.4	
USC Upstate	12/11/2021	*	31:19	5-11	.455	1-5	.200	5-5	1.000	2	12	14	6.6	1	10	2	0	2	16	18.2	
VMI	12/14/2021	*	39:53	11-20	.550	2-6	.333	12-13	.923	1	4	5	6.5	2	3	1	0	1	36	19.8	
vs Charlotte	12/17/2021	*	39:14	15-23	.652	2-5	.400	2-3	.667	2	6	8	6.6	3	7	2	0	1	34	21.0	
at Louisville	12/29/2021	*	30:49	4-14	.286	1-6	.167	6-7	.857	2	2	4	6.4	4	7	2	0	0	15	20.5	
Totals			13	427:49	98-176	.557	16-49	.327	55-75	.733	16	67	83	6.4	28	66	32	6	17	267	20.5

Player Averages

Games Played	Minutes/game	Points/game	FG Pct	3FG Pct	FT Pct	Rebounds/game	Assists/game	Turnovers/game	Assist/Turnover ratio	Steals/game	Blocks/game
13	32.9	20.5	55.7	32.7	73.3	6.4	5.1	2.5	2.1	1.3	0.5

WILLIAMS, Alondes

SEASON	TEAM	GP-GS	MIN/AVG	Field Goals		3-Point		F-Throws		Rebounds				Scoring						
				FG-FGA	FG%	3FG-3FGA	3FG%	FT-FTA	FT%	OFF	DEF	TOT	AVG	PF-FO	A	TO	BLK	STL	PTS	AVG
2019-20	OU	31-11	516/16.6	71-162	.438	17-60	.283	28-44	.636	11	49	60	1.9	60-4	18	35	2	11	187	6.0
2020-21	OU	24-14	445/18.5	65-135	.481	4-24	.167	26-31	.839	19	48	67	2.8	37-0	32	23	6	17	160	6.7
2021-22	Wake	13-13	428/32.9	98-176	.557	16-49	.327	55-75	.733	16	67	83	6.4	28-0	66	32	6	17	267	20.5
TOTAL FOR Wake		13-13	428/32.9	98-176	.557	16-49	.327	55-75	.733	16	67	83	6.4	28-0	66	32	6	17	267	20.5
TOTAL		68-38	1389/20.4	234-473	.495	37-133	.278	109-150	.727	46	164	210	3.1	125-4	116	90	14	45	614	9.0



33 MATTHEW MARSH

FRESHMAN / 7-1 / 250 / C / CORNWALL, ENGLAND

3.0 PPG | 1.8 RPG | 0.8 SPG | 37.5% FG | 7.3 MPG

SEASON/CAREER HIGHS

POINTS

Career: 8 vs. North Carolina A&T (11/20/21)
Season: 8 vs. North Carolina A&T (11/20/21)

REBOUNDS

Career: 3 vs. North Carolina A&T (11/20/21)
Season: 3 vs. North Carolina A&T (11/20/21)

FIELD GOALS

Career: 3 vs. North Carolina A&T (11/20/21)
Season: 3 vs. North Carolina A&T (11/20/21)

FIELD GOAL ATTEMPTS

Career: 4 vs. North Carolina A&T (11/20/21)
Season: 4 vs. North Carolina A&T (11/20/21)

3-POINTERS

Career:
Season:

3-POINT ATTEMPTS

Career:
Season:

FREE THROWS

Career: 2, 3x - last vs. USC-Upstate (12/11/21)
Season: 2, 3x - last vs. USC-Upstate (12/11/21)

FREE THROW ATTEMPTS

Career: 4 vs. North Carolina A&T (11/20/21)
Season: 4 vs. North Carolina A&T (11/20/21)

ASSISTS

Career:
Season:

TURNOVERS

Career: 1, vs. Oregon State (11/26/21)
Season: 1, vs. Oregon State (11/26/21)

BLOCKS

Career:
Season:

STEALS

Career: 1, 3x - last vs. Oregon State (11/26/21)
Season: 1, 3x - last vs. Oregon State (11/26/21)

MINUTES

Career: 12 vs. North Carolina A&T (11/20/21)
Season: 12 vs. North Carolina A&T (11/20/21)

2021-22 GAME-BY-GAME STATS

#33 MARSH, Matthew

Opponent	Date	GS	MIN	Total		3-Pointers		Free throws		Rebounds				PF	A	TO	BLK	STL	PTS	AVG
				FG-FGA	PCT	3FG-3FGA	PCT	FT-FTA	PCT	OFF	DEF	TOT	AVG							
N.C. A&T	11/20/2021		11:41	3-4	.750	0-0	.000	2-4	.500	1	2	3	3.0	0	0	0	0	1	8	8.0
Kennesaw St.	11/23/2021		04:48	0-2	.000	0-1	.000	2-2	1.000	1	1	2	2.5	1	0	0	0	1	2	5.0
vs Oregon St.	11/26/2021		08:58	0-0	.000	0-0	.000	0-0	.000	0	1	1	2.0	2	0	1	0	1	0	3.3
USC Upstate	12/11/2021		03:07	0-2	.000	0-0	.000	2-2	1.000	0	1	1	1.8	0	0	0	0	0	2	3.0
Totals		0	28:34	3-8	.375	0-1	.000	6-8	.750	2	5	7	1.8	3	0	1	0	3	12	3.0

Player Averages

Games Played	Minutes/game	Points/game	FG Pct	3FG Pct	FT Pct	Rebounds/game	Assists/game	Turnovers/game	Assist/Turnover ratio	Steals/game	Blocks/game
4	7.1	3.0	37.5	0.0	75.0	1.8	0.0	0.3	0.0	0.8	0.0

HIGHLIGHTS

- spent the 2020-21 season playing for ASVEL's youth squad in the French Pro-A/Jeep Elite league, where he played in 14 contests and averaged 7.3 points and 4.1 rebounds in 16.9 minutes per game...
- spent time in FC Barcelona's development program which is one of the premier franchises in the world....
- after playing for the Reading Rockets in England's Junior National Basketball League at the age of 15, he made Great Britain's U-16 National Team and led the squad in points (12.5) and rebounds (9.3) per game...
- recorded his best game against Sweden when he had 18 points and 14 rebounds in 30 minutes of action...
- Following his stint with the national team, he moved from England to Spain where played with FC Barcelona's U-18 youth development team...
- became the first British player to ever play for the Spanish club, where the team were two-time Catalanian Champions...
- At the age of 18 he traveled from Spain to France to play for ASVEL Lyon-Villeurbanne, which is Tony Parker's youth development program...
- during his time with the U-21 team, they won the French Championship and he was named the third-best player in the league...
- was also selected to England's Senior National Team in the Eurobasket Qualifiers when he was 18...
- played in the Adidas Next Generation Tournament in 2019 20...
- was a member of a team that won the NBA's Basketball Without Borders Tournament where he was also named an All-Star.

MARSH, Matthew

SEASON	TEAM	Field Goals		3-Point		F-Throws		Rebounds				Scoring								
		GP-GS	MIN/AVG	FG-FGA	FG%	3FG-3FGA	3FG%	FT-FTA	FT%	OFF	DEF	TOT	AVG	PF	FO	A	TO	BLK	STL	PTS
2021-22	Wake	4-0	29/7.1	3-8	.375	0-1	.000	6-8	.750	2	5	7	1.8	3-0	0	1	0	3	12	3.0
TOTAL		4-0	29/7.1	3-8	.375	0-1	.000	6-8	.750	2	5	7	1.8	3-0	0	1	0	3	12	3.0



40

RJKENNAH

FRESHMAN / 6-5 / 180 / G / PARKER COLO.

HIGHLIGHTS



44

LUCROBINSON

FRESHMAN / 6-10 / 260 / F / CINCINNATI, OHIO

HIGHLIGHTS



45 ANTHONY MATHIS JR
SENIOR / 6-0 / 185 / G / LOUISVILLE KY.

HIGHLIGHTS

- Scored 2,475 career points in high school at Kentucky Country Day



51 KEVIN DUNN
FRESHMAN / 6-2 / 205 / G / WINSTON-SALEM, N.C.

HIGHLIGHTS



52 GRANT VAN BEVEREN

JUNIOR / 6-6 / 215 / F / ALPHARETTA, GA.

HIGHLIGHTS

2020-21 Season (Sophomore)

- Appeared in one game off the bench...added two points in the season opening win against Delaware State

2019-20 Season (Freshman)

- Appeared in six games off the bench...Scored first career points with a basket vs. Boston College (Jan. 19)...Made collegiate debut at Davidson (Nov. 22)

High School

- Top rebounder in Georgia during his senior season at Chattahoochee High School...Averaged 16 points and 20 rebounds per game during senior year...Helped Chattahoochee win a state championship in volleyball...Played for AAU programs SBC, GA Redstorm and D Favors Celtics

Personal

- Born April 7, 2001 in Atlanta, Ga....Son of Heidi and Raymond van Beveren...Has a two siblings: Gavin van Beveren and Colby Allen Carter...Father played basketball at SMU...Mother played volleyball at Clemson...Aunt, the late Heather Holmes, played volleyball at Clemson and was the head volleyball coach at Wake Forest from 2005-12...Uncle, Michael Holmes, played and coached baseball at Wake Forest and is the director of amateur scouting for the San Francisco Giants



55 MILES LESTER

R-SENIOR / 6-0 / 180 / G / WICHITA KAN.

HIGHLIGHTS

2020-21 Season (Redshirt Junior)

- Appeared in two games off the bench...

2019-20 Season (Redshirt Sophomore)

- Appeared in seven games off the bench...Had a rebound at Penn State (Dec. 4)...Made Demon Deacon debut at Davidson (Nov. 22)

2018-19 Season (Sophomore)

- Sat out due to NCAA transfer rules

2017-18 Season (Freshman at Rice)

- Appeared in 29 games, making five starts...Averaged 3.1 points and 1.6 assists in 12.4 minutes per game...Shot 37.7 percent from 3-point range...Three double-figure scoring games...Scored a season-high 13 points vs. Western Kentucky (Feb. 17)...Had 11 points in back-to-back games at New Mexico (Dec. 19) and vs. Texas State (Dec. 22)...Had a season-high five assists vs. Texas State (Dec. 22)...Named to the Conference USA Commissioner's Honor Roll

2021-22 TEAM GAME-BY-GAME

Opponent	Date	Score	W	Total		3-Pointers		Free throws		Rebounds				PF	A	TO	BLK	STL	PTS	AVG
				FG-FGA	PCT	3FG-3FGA	PCT	FT-FTA	PCT	OFF	DEF	TOT	AVG							
William & Mary	11/10/2021	77-59	W	31-60	.517	7-23	.304	8-14	.571	11	26	37	37.0	16	13	17	8	14	77	77.0
Western Caro.	11/12/2021	87-75	W	31-60	.517	6-18	.333	19-28	.679	11	26	37	37.0	19	9	14	2	12	87	82.0
Charleston So.	11/17/2021	95-59	W	35-65	.538	10-21	.476	15-20	.750	5	34	39	37.7	12	20	11	4	12	95	86.3
N.C. A&T	11/20/2021	87-63	W	29-55	.527	16-35	.457	13-21	.619	8	25	33	36.5	14	19	12	3	8	87	86.5
Kennesaw St.	11/23/2021	92-61	W	32-57	.561	10-25	.400	18-24	.750	9	33	42	37.6	16	19	15	5	9	92	87.6
vs Oregon St.	11/26/2021	80-77	Wot	28-62	.452	6-23	.261	18-25	.720	7	21	28	36.0	19	11	13	2	7	80	86.3
vs LSU	11/27/2021	61-75	L	18-58	.310	6-25	.240	19-23	.826	16	18	34	35.7	13	12	22	3	5	61	82.7
Northwestern	11/30/2021	77-73	Wot	27-59	.458	10-25	.400	13-18	.722	3	31	34	35.5	16	14	10	2	6	77	82.0
at Virginia Tech	12/04/2021	80-61	W	33-52	.635	7-16	.438	7-12	.583	7	21	28	34.7	11	17	10	2	5	80	81.8
USC Upstate	12/11/2021	79-53	W	28-62	.452	9-30	.300	14-18	.778	9	38	47	35.9	9	18	15	6	8	79	81.5
VMI	12/14/2021	77-70	W	21-58	.362	7-28	.250	28-31	.903	10	34	44	36.6	13	6	9	4	5	77	81.1
vs Charlotte	12/17/2021	82-79	W	34-65	.523	7-23	.304	7-9	.778	7	23	30	36.1	13	17	7	3	4	82	81.2
at Louisville	12/29/2021	69-73	L	24-63	.381	7-27	.259	14-18	.778	10	26	36	36.1	24	12	7	3	2	69	80.2
Total		1043		371-776	.478	108-319	.339	193-261	.739	113	356	469	36.1	195	187	162	47	97	1043	80.2
Opponents		878		319-779	.409	98-310	.316	142-203	.700	120	324	444	34.2	236	153	190	33	82	878	67.5

Wake Forest Averages

Games Played	Points/game	FG Pct	3FG Pct	FT Pct	Rebounds/game	Assists/game	Turnovers/game	Assist/Turnover ratio	Steals/game	Blocks/game
13	80.2	47.8	33.9	73.9	36.1	14.4	12.5	1.2	7.5	3.6

2021-22 OPPONENT GAME-BY-GAME

Opponent	Date	Score		Total		3-Pointers		Free throws		Rebounds				PF	A	TO	BLK	STL	PTS	AVG
				FG-FGA	PCT	3FG-3FGA	PCT	FT-FTA	PCT	OFF	DEF	TOT	AVG							
William & Mary	11/10/2021	77-59	W	22-57	.386	6-19	.316	9-14	.643	12	24	36	36.0	17	17	21	2	10	59	59.0
Western Caro.	11/12/2021	87-75	W	26-57	.456	12-33	.364	11-17	.647	8	25	33	34.5	23	12	19	0	6	75	67.0
Charleston So.	11/17/2021	95-59	W	25-68	.368	5-21	.238	4-8	.500	12	29	41	36.7	17	4	22	2	7	59	64.3
N.C. A&T	11/20/2021	87-63	W	23-59	.390	10-25	.400	7-14	.500	10	22	32	35.5	17	12	17	2	5	63	64.0
Kennesaw St.	11/23/2021	92-61	W	23-61	.377	7-23	.304	8-15	.533	8	18	26	33.6	21	12	13	3	8	61	63.4
vs Oregon St.	11/26/2021	80-77	Wot	27-58	.466	2-14	.143	21-26	.808	5	25	30	33.0	22	7	13	5	6	77	65.7
vs LSU	11/27/2021	61-75	L	27-59	.458	5-18	.278	16-17	.941	11	22	33	33.0	20	12	17	2	14	75	67.0
Northwestern	11/30/2021	77-73	Wot	26-69	.377	7-21	.333	14-18	.778	14	31	45	34.5	17	16	10	5	8	73	67.8
at Virginia Tech	12/04/2021	80-61	W	23-56	.411	8-27	.296	7-8	.875	11	14	25	33.4	13	14	12	2	3	61	67.0
USC Upstate	12/11/2021	79-53	W	20-61	.328	6-25	.240	7-11	.636	7	27	34	33.5	14	8	15	2	9	53	65.6
VMI	12/14/2021	77-70	W	26-66	.394	13-40	.325	5-6	.833	7	29	36	33.7	25	17	10	1	2	70	66.0
vs Charlotte	12/17/2021	82-79	W	32-60	.533	7-22	.318	8-15	.533	7	26	33	33.7	12	10	10	4	2	79	67.1
at Louisville	12/29/2021	69-73	L	19-48	.396	10-22	.455	25-34	.735	8	32	40	34.2	18	12	11	3	2	73	67.5
Total		878		319-779	.409	98-310	.316	142-203	.700	120	324	444	34.2	236	153	190	33	82	878	67.5
Wake Forest		1043		371-776	.478	108-319	.339	193-261	.739	113	356	469	36.1	195	187	162	47	97	1043	80.2

Opponents Averages

Games Played	Points/game	FG Pct	3FG Pct	FT Pct	Rebounds/game	Assists/game	Turnovers/game	Assist/Turnover ratio	Steals/game	Blocks/game
13	67.5	40.9	31.6	70.0	34.2	11.8	14.6	0.8	6.3	2.5

NATIONAL RANKINGS AS OF DEC. 27

ASSOCIATED PRESS

1	Baylor (61)	11-0	1,525	1
2	Duke	11-1	1,448	2
3	Purdue	11-1	1,371	3
4	Gonzaga	10-2	1,335	4
5	UCLA	8-1	1,296	5
6	Kansas	9-1	1,233	7
7	Southern Cal	12-0	994	8
8	Iowa State	12-0	985	9
9	Arizona	11-1	973	6
10	Michigan State	10-2	901	11
11	Auburn	11-1	826	12
12	Houston	11-3	801	13
13	Ohio State	8-2	787	14
14	Tennessee	9-2	729	19
15	Seton Hall	9-1	716	15
16	LSU	12-0	609	17
17	Texas	9-2	567	16
18	Kentucky	9-2	459	20
19	Alabama	9-3	426	10
20	Colorado State	10-0	366	21
21	Providence	11-1	315	22
22	Villanova	11-2	312	23
23	Xavier	11-2	237	18
24	Wisconsin	9-2	207	24
25	Texas Tech	9-2	121	25

Receiving votes: Illinois 72, Oklahoma 62, West Virginia 52, Loyola Chicago 39, UConn 34, Michigan 7, Colorado 5, San Francisco 4, Wake Forest 4, Iowa 2, Davidson 2, Minnesota 1, Creighton 1, Memphis 1.

USA TODAY COACHES

1	Baylor (32)	11-0	800	1
2	Duke	11-1	760	2
3	Purdue	11-1	712	3
4	Gonzaga	10-2	690	4
5	UCLA	8-1	666	6
6	Kansas	9-1	647	7
7	Arizona	11-1	561	4
8	Iowa State	12-0	514	8
9	Southern Cal	12-0	506	9
10	Michigan St	10-2	476	10
11	Auburn	11-1	453	12
12	Ohio St.	8-2	410	13
13	Seton Hall	9-2	378	15
14	Houston	11-3	338	14
15	Tennessee	9-2	334	19
16	Louisiana State	12-0	295	16
17	Kentucky	9-2	279	18
18	Texas	9-2	254	17
19	Alabama	9-3	220	11
20	Colorado St.	10-0	199	21
21	Providence	12-1	181	23
22	Villanova	8-4	175	22
23	Wisconsin	9-2	135	24
24	Xavier	11-2	127	20
25	Texas Tech	9-2	78	

Receiving Votes: West Virginia 36; Arkansas 36; Illinois 26; Connecticut 25; Oklahoma 20; Loyola-Chicago 19; Wake Forest 16; Minnesota 11; Michigan 9; San Francisco 8; Saint Mary's 3; Florida 2; Indiana 1.

SEASON RECORDS

Season Scoring Leaders

Rk.	Player	Points	Year
1.	Len Chappell	932	1961-62
2.	Dickie Hemric	746	1954-55
3.	Len Chappell	745	1960-61
4.	Charlie Davis	690	1970-71
5.	Dickie Hemric	680	1953-54
6.	Charlie Davis	664	1969-70
7.	Tim Duncan	645	1996-97
	Bob Leonard	645	1964-65
9.	Randolph Childress	644	1994-95
10.	Rodney Rogers	636	1992-93
11.	John Collins	632	2016-17

Season Rebound Leaders

Rk.	Player	Rebounds	Year
1.	Dickie Hemric	515	1954-55
2.	Len Chappell	470	1961-62
3.	Tim Duncan	457	1996-97
4.	Dickie Hemric	447	1951-52
5.	Dickie Hemric	424	1953-54
6.	Dickie Hemric	416	1952-33
7.	Tim Duncan	401	1994-95
8.	Tim Duncan	395	1995-96
9.	Len Chappell	393	1960-61
10.	Ronny Watts	352	1964-65

CAREER RECORDS

Career Scoring Leaders

Rk.	Player	Years	FG (3FGs)	FT	Points	Avg.
1.	Dickie Hemric	1952-55	841	905	2587	24.9
2.	Randolph Childress	1991-95	648 (329)	583	2208	18.4
3.	Len Chappell	1960-62	764	637	2165	24.9
4.	Tim Duncan	1994-97	790 (17)	520	2117	16.5
5.	Skip Brown	1974-77	846	342	2034	18.8

Career Rebounding Leaders

Rk.	Player	Years	Games	Rebounds	Avg.
1.	Dickie Hemric	1952-55	104	1,802	17.3
2.	Tim Duncan	1994-97	128	1,570	12.3
3.	Len Chappell	1960-62	87	1,213	13.9
4.	Devin Thomas	2013-16	125	1,061	8.5
5.	Rod Griffin	1975-78	107	947	8.9

THE LAST TIME WAKE FOREST...

WAKE INDIVIDUALS...

- Scored 30 points: Alondes Williams (34) vs. Charlotte (12/17/21)
- Scored 35 points: Alondes Williams (36) vs. VMI (12/14/21)
- Scored 40 points: Randolph Childress (40), vs. Duke (3/10/95) ACCT
- Two players with 20 points: Alondes Williams (34) and Isaiah Mucius (20) vs. Charlotte (12/17/21)
- Two players with 25 points: Daivien Williamson (27) & Isaiah Mucius (27) at N. Carolina (1/20/21)
- Three players with 20 points: Taron Downey (27), Eric Williams (23) & Chris Paul (22) vs. West Virginia (3/19/05) NCAAT
- 20-point game off the bench: Jonah Antonio (23), at Florida State (2/13/21)
- A player with back-to-back 30-point games: Alondes Williams, 36 vs. VMI (12/14/21); 34 vs. Charlotte (12/17/21)
- One player scored in double figures: at Virginia Tech (2/27/21)
- No players scored in double figures: at Georgia Tech (1/19/11)
- Five players scored in double figures: vs. Kennesaw State (11/23/21)
- All five starters scored in double figures: vs. Duke (2/25/20)
- Six players scored in double figures: vs. Charleston Southern (11/17/21)
- Had 15 rebounds: Alondes Williams (15) vs. USC Upstate (12/11/21)
- Had 20 rebounds: Devin Thomas (21) at NC State (2/13/16)
- Had 25 rebounds: Dickie Hemric (36) vs. Clemson (2/4/55)
- Two players with 10 rebounds: Olivier Sarr (17) & Chaundee Brown (10) vs. Notre Dame (2/29/20)
- Two players with 15 rebounds: Devin Thomas (17) and Dinos Mitoglou (16) vs. UMBC (11/13/15)
- Double-Double: Ody Oguama (13 pts, 10 rebs) at Boston College (2/10/21)
- Two players had a double-double: Olivier Sarr (30 pts, 17 rebs) & Chaundee Brown (15 pts, 10 rebs) vs. Notre Dame (2/29/20)
- Three players had a double-double: Al-Farouq Aminu (13 pts, 12 rebs), James Johnson (14 pts, 14 rebs) & L.D. Williams (15 pts, 10 rebs) vs. Baylor (11/30/08)
- Double-Double with points and assists: Brandon Childress (14 pts, 10 assts) vs. North Carolina (2/11/20)
- Four Double-Doubles in a row: Doral Moore (4 games), Feb. 7-17, 2018
- Triple-Double: Alondes Williams (14 points, 15 rebounds, 10 assists) vs. USC Upstate (12/11/21)
- 20 points and 20 rebounds: Eric Williams (22 pts, 20 rebs) at Clemson (1/11/06)
- 10 assists: Alondes Williams (10) vs. USC Upstate (12/11/21)
- 5 Blocked Shots: Olivier Sarr (5), at Charlotte (11/17/19)
- 5 Steals: Jake LaRavia (6) vs. Western Carolina (11/12/21)
- Led WF in Points, Rebounds and Assists: Alondes Williams vs. Charlotte (12/17/21)
- Led WF in Points, Rebounds, Assists, Steals and Blocks: Olivier Sarr vs. Virginia Tech (1/14/20)
- Hit a last second shot to win a game (1.0 or later): Alondes Williams, vs Charlotte (12/17/21), three-pointer as time expired in regulation to win 82-79
- Played the entire game: Alondes Williams vs. VMI (12/14/21)
- Played 40 or more minutes: Alondes Williams vs. VMI (12/14/21)

WAKE TEAM...

- Won in Overtime: Nov. 30, 2021, Won 77-73 in OT vs. Northwestern
- Lost in Overtime: Feb. 13, 2021, Lost 92-85 in OT at Florida State
- Played Two Overtimes: Feb. 25, 2020, Won 113-101 in 2OT vs. Duke
- Played Three Overtimes: Dec. 20, 2003, Won 119-114 in 3OT at North Carolina
- Shot 70 percent for a Half: 70.0% (14-20), vs. UNC Asheville (11/13/19), 2nd half
- Shot 60 percent in a Game: 63.5% (33-52), at Virginia Tech (12/4/21)
- Shot less than 30 percent in a Game: 27.3% (15-55), at Virginia Tech (2/27/21)
- Shot 90 percent from the free throw line: 90.3 (28-31) vs VMI (12/14/21)
- Shot 50 percent from 3-point line: 52.6% (10-19) at Virginia (1/6/21)
- Shot less than 30 percent in a half: 25.0% (8-32) vs LSU (11/27/21) 1st half
- Shot less than 20 percent in a half: 19.0% (4-21), at Georgia Tech (1/19/11)
- Shot 55 percent or better and lost: 56.4% (31-55) vs. Houston Baptist (11/23/18)
- Attempted 50 FTs: 50, vs. Duke (2/25/20)
- Made 30 FTs: 37 (of 50), vs. Duke (2/25/20)
- Made 10+ 3-pt FGs: 10, vs. Northwestern (11/30/21)
- Failed to make a 3-pt FG: at NC State (2/20/10)
- Had 50 rebounds: 52, at Boston College (2/10/21)
- Had 25 assists: 28, at East Carolina (12/22/08)
- Had 15+ steals: 20, vs. Delaware State (11/25/20)
- Had 10 blocks: 10, at Charlotte (11/17/19)
- Scored 50 pts in a half: 50, vs. USC Upstate (12/11/21), 2nd half
- Scored 60 pts in a half: 67, vs. LSU (12/22/16), 2nd half
- Scored 100 pts (ACC): 113, vs. Duke (2/25/20)
- Scored 100 pts (non-conf): 111, vs. Delaware State (11/25/20)
- Scored under 20 pts in 1st half: 15, Clemson (2/24/21)
- Scored under 20 pts in 2nd half: 19, at Clemson (2/3/19)
- Scored under 50 pts in a game: 46, at Virginia Tech (2/27/21)
- Never trailed: vs Charlotte (12/17/21)

THE LAST TIME AN OPPONENT...

OPPONENT INDIVIDUALS...

- Scored 30 points: Paul Scruggs (30), Xavier (12/14/19)
- Scored 35 points: Anthony Barber (38), at NC State (2/13/16)
- Scored 40 points: J.R. Reynolds (40), at Virginia (1/21/07)
- Two players with 20 points: Nike Sibande (23) and Justin Champagnie (20), at Pittsburgh (3/2/21)
- Two players with 25 points: Cole Anthony (28) and Garrison Brooks (25), at North Carolina (3/3/20)
- Three players with 20 points: Martinas Geben (22), Matt Farrell (21) & TJ Gibbs (20), Notre Dame (2/24/18)
- 20-point game off the bench: Travion McCray vs. Western Carolina (11/12/21)
- One player scored in double figures: vs. Charleston Southern (11/17/21)
- No players scored in double figures: at Richmond (12/22/05)
- Five players scored in double figures: NC State (2/20/21)
- All five starters scored in double figures: at Virginia (1/6/21)
- Six players scored in double figures: at NC State (3/6/20)
- Had 15 rebounds: John Mooney (17), Notre Dame (2/29/20)
- Had 20 rebounds: Horace Grant (20), at Clemson (2/18/87)
- Had 25 rebounds: Len Elmore (26), at Maryland (2/27/74)
- Two players with 10 rebounds: Aamir Sims (10) & Hunter Tyson (10), Clemson (2/24/21)
- Double-Double: Jake Stephens (12 points, 10 rebounds) vs. VMI (12/14/21)
- Two players had a double-double: Samuel Williamson (15 pts, 11 rebs) & Carlik Jones (23 pts, 10 rebs), Louisville (1/13/21)
- Three players had a double-double: Raymond Felton (22 pts, 11 assts), Sean May (15 pts, 11 rebs) & Jawad Williams (17 pts, 12 rebs), at North Carolina (12/20/03)
- Double-Double with points and assists: Prentiss Hubb (10 pts, 10 assts), at Notre Dame (2/2/21)
- Triple-Double: Tu Holloway (14 pts, 10 rebs, 14 assts), at Xavier (12/18/10)
- 20 points and 20 rebounds: Horace Grant (33 pts, 20 rebs), at Clemson (2/18/87)
- 10 assists: Prentiss Hubb (10), at Notre Dame (2/2/21)
- 5 Blocked Shots: Mike Watkins (5), at Penn State (12/4/19)
- 5 Steals: Xavier Pinson (7) vs. LSU (11/27/21)
- Led Opponent in Points, Rebounds and Assists: Jahmir Young vs. Charlotte (12/17/21)
- Hit a last second shot to win a game: Trey Wertz, Notre Dame (3/9/21), 3-pointer as time expired in regulation during to win 72-71

OPPONENT TEAM...

- Shot 70 percent for a Half: 74.1% (20-27), North Carolina (2/16/19)
- Shot 60 percent in a Game: 62.3% (38-61), North Carolina (2/16/19)
- Shot less than 30 percent in a Game: 26.4 (14-53), Delaware State (11/15/20)
- Shot 90 percent from the free throw line: 94.1% (16-17), LSU (11/27/21)
- Shot 50 percent from 3-point line: 54.2% (13-24), at Virginia Tech (2/27/21)
- Shot less than 30 percent in a half: 21.9% (7-32) vs. USC Upstate (12/11/21)
- Shot less than 20 percent in a half: 16.7% (4-24), Pitt (2/22/17), 2nd half
- Shot 55 percent or better and lost: 60.0% (24-40), Richmond (12/22/06)
- Attempted 50 FTs: 50, Boston College (2/8/06)
- Made 30 FTs: 31 (of 34), Duke (2/25/20)
- Made 10 3-pt FGs: 13 vs. VMI (12/14/21)
- Failed to make a 3-pt FG: Virginia (1/31/04)
- Had 50 rebounds: 52, at Penn State (12/4/19)
- Had 25 assists: 27, at Maryland (2/5/11)
- Had 15 steals: 15, Syracuse (3/2/19)
- Had 10 blocks: 10, at Virginia Tech (2/27/21)
- Scored 50 pts in a half: 51, NC State (2/20/21), 1st half
- Scored 60 pts in a half: 62, Virginia Tech (3/8/17), 2nd half ACCT
- Scored 70 pts in a half: 74, at NC State (3/5/83), 2nd half
- Scored 100 pts (ACC): 101, Duke (2/25/20)
- Scored 100 pts (non-conf): 111, West Virginia (3/19/05) NCAAT
- Scored under 20 pts in 1st half: 18, vs USC Upstate (12/11/21)
- Scored under 20 pts in 2nd half: 17, at East Carolina (12/22/08)
- Scored under 50 pts in a game: 44, Clemson (2/1/20)

FORBES FILE



- Wake Forest Director of Athletics John Currie named Steve Forbes the 23rd head coach of Wake Forest basketball on April 30, 2020.
- Coach Forbes is a proven winner and builder of championship cultures with a 260-77 (.722) overall record in his five years as the head coach at East Tennessee State and at three previous community college head coaching stints.
- ETSU won 130 games and two SoCon championships during his tenure, while all 22 of his seniors earned their ETSU degrees.
- Forbes joined elite company in 2018-19, becoming one of just 10 active Division I head coaches who have reached the 100-win mark in their first four seasons.
- Forbes won at least 24 games in each of his five seasons as the head coach for the Buccaneers while finishing third or better in the SoCon every year.
- During the 2019-20 season, ETSU was having its best season in program history before the cancellation of the NCAA Tournament. The Bucs finished with a 30-4 record and SoCon regular season and tournament titles.
- Forbes earned conference coach of the year along with the Hugh Durham Award, given to the most outstanding mid-major coach in the country.
- During his time as an assistant, the Vols ascended to their first No. 1 overall ranking in program history in 2008 while winning a program record 31 games. In 2015, Wichita State won a NCAA record 35-straight games to start the season, earning the first No. 1 seed in program history.
- Forbes also spent two record-breaking seasons in College Station, Texas (2004-06) when Texas A&M set a program record for Big 12 Conference wins. Picked to finish last in the Big 12 prior to the 2004-05 season, the Aggies won their first 11 games and went on to a 21-10 record and an appearance in the National Invitation Tournament. In 2005-06, Texas A&M advanced to the NCAA Tournament for the first time since 1987 while recording a 22-9 record, the third-most wins in school history.
- A native of Lone Tree, Iowa, Forbes graduated from Southern Arkansas University with a degree in secondary education in 1988.

PERSONAL INFORMATION

Born: March 22, 1965
 Hometown: Lone Tree, Iowa
 Education: Southern Arkansas, '88
 (B.S., Secondary Education)
 Wife: Johnetta
 Children: Elizabeth, Christopher, Johnathon

COACHING CAREER

2020-Pres.	Wake Forest	Head Coach
2015-20	ETSU	Head Coach
2013-15	Wichita State	Assistant Coach
2011-13	NW Florida State	Head Coach
2006-11	Tennessee	Assistant Coach
2004-06	Texas A&M	Assistant Coach
2003-04	Illinois State	Assistant Coach
2000-03	La. Tech	Assistant Coach
1998-99	Idaho	Assistant Coach
1995-98	Barton County CC	Head Coach
1991-95	Southwestern CC	Head Coach

WHAT THEY'RE SAYING...

"He's one of my very closest friends. We go way, way back to when we were both just starting out. I think Wake has got themselves one of the best coaches in the country. The guy has worked his way up and been in a lot of different places and had a lot of success. I'm super excited for Coach Forbes and for Wake Forest as well. It's going to be a great hire for them." -Nick Nurse, Toronto Raptors head coach

"Steve Forbes is a terrific choice for Wake Forest. He is a fine teacher of the game and a proven winning coach. Coach Forbes built a sustained winner at East Tennessee State, and I have no doubt he'll do the same at Wake Forest." -Jay Bilas, ESPN

"Coach Forbes is one the best coaches I've played for and he's an even better person when you get to know him. I'm so happy that he's getting his shot. There's nobody who deserves it more than him." -Fred VanVleet, Toronto Raptors guard and former Wichita State player under Forbes

"Steve is certainly a tremendous basketball coach, but that tells only part of his story. He is also a great family man, a fabulous relationship builder and a very likeable person. Wake Forest will enjoy his teams for how hard they compete and will cherish his tenure leading their basketball program." - Gregg Marshall, Wichita State head men's basketball coach

Year	School	Record	Pct.	Conf.	Pct.	Postseason
2020-21	Wake Forest	6-16	.272	3-15	.167	
2019-20	ETSU	30-4	.882	16-20	.889	
2018-19	ETSU	24-10	.705	13-5	.722	CIT First Round
2017-18	ETSU	25-9	0.735	14-4	.778	
2016-17	ETSU	27-8	0.771	14-4	0.778	NCAA First Round
2015-16	ETSU	24-12	0.666	14-4	0.778	Vegas 16 Semifinals
2012-13	NW Florida State	30-4	0.882	11-1	0.916	NJCAA DI National Runner-Up
2011-12	NW Florida State	32-2	0.941	11-1	0.916	NJCAA DI National Runner-Up
1997-98	Barton County CC	29-4	0.878	14-2	0.875	
1996-97	Barton County CC	24-8	0.750	11-5	0.687	
1995-96	Barton County CC	15-16	0.937	5-7	0.416	
1991-95	Southwestern CC	36-29	0.805			

ASSISTANT COACHING STAFF



ASSISTANT COACH
BROOKS SAVAGE

Brooks Savage joined the Wake Forest basketball staff in May 2020 after a highly-successful five-year stint as an assistant coach at East Tennessee State University alongside head coach Steve Forbes.

During his five seasons in Johnson City, Savage helped the Buccaneers compile an overall record of 130-43 (.751) and a Southern Conference record of 71-19 (.789). The Bucs earned a pair of first place finishes in the Southern Conference and NCAA Tournament berths in 2017 & 2020. During his five seasons with the Bucs, ETSU reached the SoCon Tournament championship game four times.

Prior to ETSU, Savage coached at Chattanooga from 2013-2015. He helped the Mocs to a 40-25 record in his two seasons, finishing 2nd in the SoCon both seasons. During his seven years in the Southern Conference, his teams posted a 98-26 (79%) conference record finishing in the Top 3 each year.

Before UTC, Savage entered the D1 Assistant ranks in the Big South conference by helping lead Presbyterian College through the Division 1 transition during the 2012-13 season. This followed a championship year in 2011-12 as an Assistant at Northwest Florida State College where the Raiders 32 wins set a school record, won the Panhandle Conference title and finished as the National Runner-Up.

Over Savage's nine years as an assistant coach his teams have amassed a record of 210-92 overall while finishing first or second in conference play in seven of those nine seasons. He was also named one of "50 Impactful Mid-Major Assistants" by Silver Waves Media in 2020.

A 2008 graduate of Tennessee, Savage holds both bachelor's and master's degrees in sports management/business. As an undergrad, he worked as a student manager and graduate assistant from 2004-10 and was a part of five Volunteer NCAA Tournament teams in his six seasons. Savage and his wife Lauren are the parents of a daughter, Waverly.



ASSISTANT COACH
BJ McKIE

BJ McKie, a former All-SEC player at South Carolina, joined the Wake Forest basketball staff in May 2020 after coaching alongside Steve Forbes for three seasons at East Tennessee State. McKie joined the ETSU staff prior to the 2017-18 season after a 15-year professional playing career.

McKie is the most decorated player in South Carolina basketball history. The SEC Freshman of the Year in 1996, he became just the 12th player in league history to be named first team All-SEC by the Associated Press in three seasons. The two-year captain played in 123 consecutive games at guard for the Gamecocks, scoring in double figures in 111 games and collecting 38 games with 20 or more points. McKie was third in the SEC in scoring as a senior in 1999 with a 17.3 average. He helped the Gamecocks to the NCAA Tournament in 1997 and 1998 and represented South Carolina as an SEC Legend in 2011. McKie is one of just five Gamecock players to have his jersey retired after having scored 2,119 points at USC, the most of any Gamecock in school history.

Following his playing career, the Norfolk, Va. native played professionally both in the U.S. and overseas. McKie was a 2001 CBA All-Star while playing with the Connecticut Pride and spent time playing in France, Cyprus, Italy, and Israel while being named a Player of the Year in Germany.

He started his coaching career at Charleston Southern in 2011 and spent six years alongside head coach Barclay Radebaugh. McKie was a part of two CSU Big South regular season championship teams and helped the Bucs to a pair of NIT berths. He helped guide CSU to its winningest season in school history in 2015 and was promoted to associate head coach following the season.

McKie and his wife, the former Brittany Brooks, have a son Justin who played basketball at South Carolina and was a member of USC's 2017 Final Four team. BJ and Brittany also welcomed their daughter, Brielle Tonya McKie, in August of 2020.



ASSISTANT COACH
JASON SHAY

Jason Shay joined the Demon Deacons coaching staff on June 1, 2021. Shay spent last season as East Tennessee State's head coach, coached now Wake Forest redshirt freshman Damari Monsanto to Southern Conference Freshman of the Year and third team All-Conference honors in 2020-21. After redshirting under Forbes in his true freshman season two years ago, Monsanto played in all 25 games with 20 starts for the Buccaneers during last year, averaging 11.8 points and 7.3 rebounds in 27.4 minutes.

In his lone season as the Bucs head coach Coach Shay was named a finalist for the 2020-21 Joe B. Hall Award, which is presented annually to the top first-year coach in Division I college basketball. Shay led the Blue and Gold to a 13-win campaign, including eight in Southern Conference play. ETSU sat atop the league standings through the first seven games of the season as they won six of its first seven SoCon games. The Bucs defeated every team they played in conference at least once, including a 71-61 road win at regular season champion UNC Greensboro. As a team, the Bucs led the SoCon in scoring defense (66.2), ranked second in field goal percentage defense (.418) and steals per game (7.4) and third in rebound margin (+3.0).

Prior to 2020-21, Shay spent five seasons as the Buccaneers' assistant coach under Steve Forbes where ETSU compiled an overall record of 130-42. In 2019-20, the Buccaneers set a program-record with 30 wins, becoming just the fourth team in SoCon history to accomplish the feat. In 2017-18, the Blue and Gold tied the school record by winning 16 straight games – a streak that was the longest in the country at one point that season.

Prior to coming to Johnson City, Shay held assistant coaching stints at North Dakota (2013-15), Northwest Florida State College (2011-13), Tennessee (2005-11), Wisconsin-Milwaukee (2003-05) and Mercyhurst (Pa.) College (1999-2001). Throughout those stops, Shay had a streak of helping lead teams to nine-consecutive postseason berths at the Division I level, including Tennessee's first-ever trip to the Elite Eight in 2010 and a Sweet 16 run at Wisconsin-Milwaukee in 2005.

During his time at Northwest Florida on Coach Forbes' staff, the Raiders went 62-6, while winning consecutive Panhandle Conference Championships and back-to-back appearances in the NJCAA Division I National Championship game. Additionally, Coach Forbes and Shay led NW Florida to its most wins in a single season in school history with 32.


His two seasons at the junior college in Niceville, Fla., followed a six-year stint as an assistant coach at the University of Tennessee. During his tenure in Knoxville, the Volunteers advanced to six-consecutive NCAA Tournaments and UT averaged more than 25 wins per season during his time on the staff, including grabbing the No. 1 ranking for the first time in program history in 2008 and a school-record 31 wins that season.

Shay's first Division I assistant coaching job came at the University of Wisconsin-Milwaukee where he was first the director of basketball operations for two seasons (2001-03) before being elevated to a full-time assistant prior to the 2003-04 season. The Panthers advanced to the NCAA Tournament in both of his seasons as an assistant coach before the staff moved on to Tennessee for the 2005-06 season.

Shay began his coaching career at Mercyhurst (Pa.) College where he spent two years as an assistant coach and also assisted in the sports information office.

Shay, a native of Galesburg, Ill., was a walk-on at the University of Iowa for Dr. Tom Davis where he earned his bachelor's degree in health promotion in 1995. Shay then graduated with a master's degree from Western Illinois in 1998.

Shay and his wife, Jana, have a daughter, Peija, and a son Joah.



Director of Operations
FRANK DAVIS

Frank Davis joined the Wake Forest basketball staff in May 2020 as the Director of Basketball Operations. Davis spent the last three seasons as the director of operations on Steve Forbes' staff at East Tennessee State after having started his career as an assistant coach at Tennessee Tech.

Davis is Tennessee Tech's all-time three-point shooting leader with 251 triples during his playing career from 2006-10. He finished his career by appearing in 125 games, the second-most in school history, and scoring 1,118 career points. Davis excelled in the classroom as well, being named to the Ohio Valley Conference Commissioner's Honor Roll four times.

As a coach, Davis was instrumental in Tennessee Tech's 2015-16 season in which the Golden Eagles went 19-12 and returned to the postseason for the first time in four seasons. Following that season, Davis was named one of 30 assistant coaches to be recognized by the National Association of Basketball Coaches (NABC) on its 30-Under-30 team.

Davis is a native of Gainesville, Ga. and a 2010 graduate of Tennessee Tech with a bachelor's degree in exercise science and physical wellness and a Master of Arts in elementary and secondary physical education in 2013.

He is married to the former Allison Price who was a three-year starter at guard for the Tennessee Tech women's basketball team, and they are the proud parents of their son Cameron.

BOX SCORES



GAME 1
WILLIAM & MARY 59
WAKE FOREST 77

NOV. 10 - LJVM - ACCNX

William & Mary	Min	FG	FT	R	A	TP
4 Brandon Carroll*	18:56	3-7	0-1	1	0	7
35 Ben Wight*	24:57	5-8	7-8	5	3	18
5 Yuri Covington*	14:32	1-3	0-0	4	0	2
12 Tyler Rice*	33:07	3-10	0-0	3	9	8
23 Connor Kochera*	24:51	3-9	1-2	3	1	8
33 Langdon Hattton	15:03	3-5	0-0	5	0	6
2 Julian Lewis	22:02	2-6	0-0	5	2	5
21 Quinn Blair	21:28	2-6	1-3	3	0	5
1 Jake Milkereit	20:54	0-3	0-0	3	1	0
10 Rainers Hermanovskis	3:04	0-0	0-0	0	1	0
24 Austin Washburn	1:06	0-0	0-0	0	0	0

Wake Forest	Min	FG	FT	R	A	TP
1 Isaiah Mucius*	12:46	1-4	0-0	3	1	3
13 Dallas Walton*	22:03	3-7	0-0	4	0	6
0 Jake LaRavia*	30:01	6-9	0-2	4	1	13
4 Daivien Williamson*	27:45	3-7	2-2	2	0	10
31 Alondes Williams*	26:49	9-12	3-3	3	3	22
2 Cameron Hildreth	22:40	4-7	2-4	5	4	10
20 Khadim Sy	23:45	3-5	0-1	6	0	7
11 Carter Whitt	25:01	2-8	0-0	7	4	5
10 Tariq Ingraham	4:38	0-0	0-0	0	0	0
23 Lucas Taylor	2:16	0-1	0-0	0	0	0
25 Robert McCray	2:16	0-0	1-2	1	0	1

Points from	W&M	WFU
Turnovers	13	29
Paint	30	44
Second Chance	9	11
Fast Breaks	7	17
Bench	16	23

Period by Period Scoring	First	Second	Total
W&M	18	41	59
WFU	46	31	77



GAME 2
WESTERN CAROLINA 75
WAKE FOREST 87

NOV. 12 - LJVM - ACCNX

Western Carolina	Min	FG	FT	R	A	TP
30 Joe Petrakis*	11:26	1-3	0-0	0	0	3
2 Vonterius Woolbright*	13:38	0-0	0-0	2	2	0
4 Tyler Harris*	32:44	4-8	3-3	2	1	13
11 Cameron Bacote*	34:56	4-9	0-0	0	3	9
25 Nick Robinson*	34:55	3-8	0-0	10	4	9
1 Travion McCray	29:08	6-11	5-6	6	2	21
23 Marlow Gilmore	16:54	3-5	0-2	7	0	6
13 Marvin Price	16:36	3-6	3-6	1	0	10
21 Madison Monroe	2:57	1-1	0-0	1	0	2
24 Marcus Banks	6:46	1-3	0-0	1	0	2

Wake Forest	Min	FG	FT	R	A	TP
1 Isaiah Mucius*	19:21	1-7	4-4	6	0	6
13 Dallas Walton*	17:08	0-4	0-3	4	0	0
0 Jake LaRavia*	32:51	3-6	0-2	5	2	6
4 Daivien Williamson*	35:13	8-10	4-4	2	2	24
31 Alondes Williams*	40:00	13-18	6-10	8	4	32
2 Cameron Hildreth	26:26	4-6	3-3	1	0	13
11 Carter Whitt	9:27	0-2	0-0	1	1	0
20 Khadim Sy	19:34	2-7	2-2	6	0	6

Points from	WCU	WFU
Turnovers	12	22
Paint	16	44
Second Chance	10	14
Fast Breaks	4	10
Bench	41	19

Period by Period Scoring	First	Second	Total
WCU	36	39	75
WFU	38	49	87



GAME 3
CHARLESTON SOUTHERN 59
WAKE FOREST 95

NOV. 17 - LJVM - ACCNX

Charleston Southern	Min	FG	FT	R	A	TP
13 Chavez, Tahlk*	28:08	5-13	0-0	4	1	13
4 Buskey, Deontaye*	24:36	0-7	0-0	0	0	0
23 Price, Sean*	21:39	2-5	0-0	6	0	4
22 Bowser, Sadarius*	18:34	4-5	0-1	5	0	8
34 Faye, Cheikh*	18:25	1-8	1-2	8	0	4
12 Harris Jr, Claudell	18:48	3-7	0-0	3	1	7
14 Kelly, Taje'	17:46	3-6	2-3	2	0	8
1 Clinton, Kalib	16:17	3-6	0-0	3	1	6
11 Florence, Ja'Quavian	14:57	3-7	0-0	3	1	6
0 Anderson, Travis	8:26	0-1	0-1	0	0	0
10 Moore, Jamir	5:18	0-1	1-2	3	1	1
24 Hammrick, AJ	3:40	1-2	0-0	0	0	2
2 Knox, Emorie	3:26	0-0	0-0	3	0	0

Wake Forest	Min	FG	FT	R	A	TP
0 LaRavia, Jake*	27:28	10-14	3-4	1	1	24
4 Williamson, Daivien*	24:25	4-7	4-4	0	0	16
31 Williams, Alondes*	23:50	4-8	2-2	5	5	10
1 Mucius, Isaiah*	17:51	2-6	0-0	5	0	5
13 Walton, Dallas*	15:57	4-6	2-6	5	0	11
11 Whitt, Carter	25:13	1-3	0-0	5	7	2
2 Hildreth, Cameron	19:22	4-5	2-2	8	1	10
20 Sy, Khadim	15:03	4-5	2-2	5	0	12
23 Taylor, Lucas	11:52	0-2	0-0	2	1	0
25 McCray, Robert	11:59	0-4	0-0	1	0	0
52 van Beveren, Grant	3:30	1-3	0-0	1	0	2
55 Lester, Miles	3:30	1-2	0-0	1	0	3

Points from	CSU	WFU
Turnovers	3	25
Paint	28	44
Second Chance	16	6
Fast Breaks	1	24
Bench	30	29

Period by Period Scoring	First	Second	Total
CSU	24	35	59
WFU	47	48	95



GAME 4
NORTH CAROLINA A&T 63
WAKE FOREST 87

NOV. 20 - LJVM - ACCNX

North Carolina A&T	Min	FG	FT	R	A	TP
13 Langley, Kameron*	21:28	0-3	4-4	1	3	4
4 Watson, Marcus*	17:26	3-10	0-0	3	1	8
2 Beatty, David*	18:12	1-5	0-1	3	1	2
11 Maye, Tyler*	15:52	0-3	1-2	2	2	1
14 Morrice, Harry*	6:03	0-0	0-0	0	0	0
25 Filmore, Webster	26:49	4-4	2-5	4	0	10
5 Matthews, Milton	25:53	6-9	0-1	6	0	15
0 Duke, Kyle	18:32	3-7	0-0	0	2	6
12 Whatley, Justin	18:20	1-3	0-1	3	0	3
3 Horton, Demetric	17:10	4-8	0-0	5	3	11
14 Robinson, Jeremy	14:15	1-7	0-0	2	0	3

Wake Forest	Min	FG	FT	R	A	TP
4 Williamson, Daivien*	28:35	6-11	2-2	1	2	18
31 Williams, Alondes*	26:47	7-9	2-3	2	3	19
0 LaRavia, Jake*	26:29	3-6	1-2	5	5	9
1 Mucius, Isaiah*	21:01	5-8	2-2	3	1	16
13 Walton, Dallas*	12:29	1-2	0-0	4	1	2
11 Whitt, Carter	16:57	1-3	1-2	0	4	4
2 Hildreth, Cameron	15:40	0-1	1-2	5	2	1
20 Sy, Khadim	14:25	0-3	2-4	6	0	2
33 Marsh, Matthew	11:41	3-4	1-2	3	0	8
25 McCray, Robert	10:21	3-4	0-0	1	0	8
23 Taylor, Lucas	6:18	0-0	0-0	0	0	0
55 Lester, Miles	3:56	0-2	0-0	0	1	0
52 van Beveren, Grant	2:31	0-0	0-0	0	0	0
51 Dunn, Kevin	1:25	0-2	0-0	0	0	0
45 Mathis Jr, Anthony	1:25	0-0	0-0	1	0	0

Points from	A&T	WFU
Turnovers	13	19
Second Chance	12	6
Bench	48	23
Paint	20	24
Fast Breaks	9	13

Period by Period Scoring	First	Second	Total
CSU	29	34	63
WFU	50	37	87

BOX SCORES



GAME 5
KENNESAW STATE 61
WAKE FOREST 92

NOV. 23 - LJVM - ACCN

Kennesaw State	Min	FG	FT	R	A	TP
0 Demond Robinson*	20:24	4-9	0-0	2	0	8
1 Terrell Burden*	34:04	1-10	3-4	2	6	5
3 Chris Youngblood*	25:45	4-9	3-3	2	0	12
5 Brandon Stroud*	21:16	2-5	0-0	3	1	5
22 Spencer Rodgers*	26:29	3-12	0-2	9	2	7
2 Nate Springs	12:41	0-2	0-0	1	1	0
13 Kasen Jennings	29:47	7-11	1-2	2	2	19
10 Alex Peterson	16:55	2-3	0-0	1	0	4
4 Cole LaRue	6:55	0-0	0-2	0	0	0
15 Mayson Quartlebaum	3:08	0-0	1-2	0	0	1
24 Kenny Burns	2:32	0-0	0-0	1	0	0

Wake Forest	Min	FG	FT	R	A	TP
1 Isaiah Mucius*	27:06	5-8	1-3	2	0	15
13 Dallas Walton*	19:43	2-4	1-1	7	0	5
0 Jake LaRavia*	35:22	6-9	6-7	7	6	19
4 Daivien Williamson*	32:44	2-8	2-2	3	3	7
31 Alondes Williams*	20:17	6-10	1-3	7	4	14
2 Cameron Hildreth	22:43	3-3	4-4	3	4	11
20 Khadim Sy	17:13	5-7	1-2	3	0	12
11 Carter Whitt	11:52	2-5	0-0	2	1	5
33 Matthew Marsh	4:48	0-2	2-2	2	0	2
23 Lucas Taylor	3:08	0-0	0-0	0	1	0
25 Robert McCray	2:32	0-0	0-0	0	0	0
52 Grant van Beveren	2:32	1-1	0-0	2	0	2

Points from	KSU	WFU
Turnovers	9	15
Paint	26	38
Second Chance	6	10
Fast Breaks	6	15
Bench	24	32

Period by Period Scoring	First	Second	Total
KSU	32	29	61
WFU	45	47	92



GAME 7
LSU 75
WAKE FOREST 61

NOV. 27 - EMERALD COAST CLASSIC - CBS SPORTS

LSU	Min	FG	FT	R	A	TP
4 Darius Days*	26:01	5-13	1-1	6	0	12
5 Mwani Wilkinson*	21:28	0-1	0-0	3	1	0
15 Efton Reid*	28:27	7-9	0-0	2	0	14
0 Brandon Murray*	30:06	4-10	0-0	0	0	9
1 Xavier Pinson*	31:16	1-5	6-6	3	5	9
2 Eric Gaines23:16	2-7	7-7	5	3	11	
13 Tari Eason	22:20	3-8	2-2	5	1	9
3 Alex Fudge	17:06	5-6	0-1	9	2	11

Wake Forest	Min	FG	FT	R	A	TP
1 Isaiah Mucius*	21:52	0-8	0-0	0	0	0
13 Dallas Walton*	32:54	2-8	1-2	10	0	6
0 Jake LaRavia*	31:46	5-7	3-4	8	2	15
4 Daivien Williamson*	28:14	4-12	12-13	3	0	20
31 Alondes Williams*	35:13	5-14	3-4	8	3	14
11 Carter Whitt	11:46	0-3	0-0	0	0	0
2 Cameron Hildreth	11:52	0-1	0-0	1	4	0
20 Khadim Sy	14:21	1-2	0-0	3	2	3
23 Lucas Taylor	2:57	0-1	0-0	0	0	0
25 Robert McCray	9:05	1-2	0-0	1	1	3

Points from	LSU	WFU
Turnovers	18	12
Paint	44	22
Second Chance	9	9
Fast Breaks	21	5
Bench	31	6

Period by Period Scoring	First	Second	Total
LSU	31	44	75
WFU	21	40	61



GAME 6
OREGON STATE 77
WAKE FOREST 80

NOV. 26 - EMERALD COAST CLASSIC - CBS SPORTS

Oregon State	Min	FG	FT	R	A	TP
10 Warith Alatishe*	26:53	4-6	2-4	5	0	10
34 Rodrigue Andela*	22:43	6-8	4-4	5	0	16
2 Jarod Lucas*	23:38	3-7	0-0	0	1	7
3 Dexter Akanno*	23:09	3-5	4-4	4	0	10
13 Dashawn Davis*	22:15	1-8	0-0	4	0	2
12 Roman Silva	15:38	1-2	3-4	2	0	5
0 Gianni Hunt	29:43	3-7	4-4	5	0	11
1 Maurice Calloo	5:01	0-2	0-0	1	1	0
4 Tre Williams	28:08	3-6	3-4	1	5	9
44 Ahmad Rand	5:22	0-1	0-0	0	0	0
35 Glenn Taylor Jr.	4:44	0-0	0-0	0	0	0
24 Isaiah Johnson	5:28	0-2	1-2	0	0	1
5 Xzavier Malone-Key	12:18	0-1	0-0	2	0	6

Wake Forest	Min	FG	FT	R	A	TP
1 Isaiah Mucius*	32:29	3-9	0-0	5	0	9
13 Dallas Walton*	29:26	4-7	1-2	6	2	9
0 Jake LaRavia*	41:12	6-9	5-6	7	5	17
4 Daivien Williamson*	41:05	5-13	3-3	1	0	14
31 Alondes Williams*	37:38	7-15	9-14	3	4	24
2 Cameron Hildreth	17:54	2-4	0-0	5	0	5
20 Khadim Sy	3:39	0-2	0-0	0	0	0
11 Carter Whitt	10:11	1-3	0-0	0	0	2
33 Matthew Marsh	8:58	0-0	0-0	1	0	0
25 Robert McCray	2:28	0-0	0-0	0	0	0

Points from	OSU	WFU
Turnovers	10	16
Paint	42	36
Second Chance	4	10
Fast Breaks	10	10
Bench	32	7

Period by Period Scoring	First	Second	OT	Total
OSU	29	40	8	77
WFU	48	21	11	80



GAME 8
NORTHWESTERN 73
WAKE FOREST 77

NOV. 30 - ACC/BIG TEN CHALLENGE - ESPNU

Northwestern	Min	FG	FT	R	A	TP
0 Boo Buie*	33:35	4-11	4-4	2	7	12
22 Pete Nance*	28:35	6-19	1-1	7	5	15
Ty Berry*	27:20	3-7	0-0	3	0	9
31 Robbie Beran*	25:05	3-5	0-0	5	1	7
14 Casey Simmons*	15:10	0-2	0-0	2	0	0
2 Ryan Greer	29:41	3-8	3-3	6	1	7
9 5 Julian Roper II	29:14	1-7	2-2	6	1	5
21 Elyjah Williams	19:55	5-8	1-2	4	0	11
15 Ryan Young	16:25	1-2	3-6	3	1	5

Wake Forest	Min	FG	FT	R	A	TP
0 Jake LaRavia*	44:14	7-10	5-5	7	2	21
31 Alondes Williams*	41:04	8-15	3-4	9	4	21
1 Isaiah Mucius*	39:02	3-8	3-4	5	2	12
4 Daivien Williamson*	33:35	3-7	1-2	3	1	9
13 Dallas Walton*	33:03	3-8	0-0	4	3	7
11 Carter Whitt	13:18	2-6	0-0	2	0	4
20 Khadim Sy	12:43	1-3	1-3	2	1	3
2 Cameron Hildreth	8:01	0-2	0-0	2	1	0

Points from	NU	WFU
Turnovers	11	15
Paint	32	22
Second Chance	14	0
Fast Breaks	11	12
Bench	30	7

Period by Period Scoring	First	Second	OT	Total
NU	32	32	9	73
WFU	37	27	13	77



GAME 9
WAKE FOREST 80
VIRGINIA TECH 61

DEC. 4 - CASSELL COLISEUM - ACCN

Wake Forest	Min	FG	FT	R	A	TP
31 Alondes Williams*	34:56	4-7	1-4	7	9	10
0 Jake LaRavia*	35:05	3-7	3-4	7	2	10
4 Daivien Williamson*	34:40	8-14	0-0	3	2	19
13 Dallas Walton*	30:58	7-10	2-2	2	1	17
1 Isaiah Mucius*	18:48	4-5	0-0	2	1	9
20 Khadim Sy	20:45	3-3	1-2	0	0	7
2 Cameron Hildreth	16:01	3-5	0-0	3	1	6
11 Carter Whitt	8:47	1-1	0-0	1	1	2

Virginia Tech	Min	FG	FT	R	A	TP
22 Keve Aluma*	36:16	8-16	3-4	9	5	23
4 Nahiem Alleyne*	33:31	1-7	4-4	3	1	7
5 Storm Murphy*	33:37	3-7	0-0	0	3	7
0 Hunter Cattoor*	30:55	1-5	0-0	2	2	2
25 Justyn Mutts*	28:22	7-10	0-0	3	3	15
1 David N'Guessan	17:19	0-6	0-0	3	0	0
13 Darius Maddox	12:11	2-3	0-0	1	0	5
3 Sean Peddula	5:14	0-1	0-0	0	0	0
21 John Ojiako	2:35	1-1	0-0	3	0	2

Points from	WFU	VT
Turnovers	17	10
Paint	48	28
Second Chance	5	6
Fast Breaks	5	4
Bench	15	7

Period by Period Scoring	First	Second	Total
WFU	38	42	80
VT	34	27	61



GAME 10
USC UPSTATE 53
WAKE FOREST 79

DEC. 11 - LJVM - RSN

USC Upstate	Min	FG	FT	R	A	TP
34 Josh Aldrich*	26:11	0-6	0-0	5	0	0
4 Jalen Breazeale*	28:03	1-3	0-0	6	1	2
5 Bryson Mozone*	28:35	3-11	0-0	6	2	7
11 Jordan Gainey*	23:48	4-7	0-0	3	1	10
24 Nick Alves*	25:35	4-8	1-3	1	0	10
3 Mysta Goodloe	15:04	1-6	0-0	2	0	3
0 Khydarius Smith	3:53	0-3	0-0	1	0	0
1 Quentin Hodge	13:10	2-5	4-4	1	0	9
12 Dalvin White	11:57	1-4	0-0	1	3	2
2 Cartier Jernigan	3:02	0-1	0-0	0	0	0
35 Ahmir Langlais	9:07	1-4	0-0	2	1	2
25 Jatayeouods Watson	6:07	3-3	2-4	2	0	8
14 Floyd Rideau Jr.	2:44	0-0	0-0	0	0	0
23 Dave Dickerson III	2:44	0-0	0-0	1	0	0

Wake Forest	Min	FG	FT	R	A	TP
1 Isaiah Mucius*	16:54	2-5	0-0	1	1	5
13 Dallas Walton*	24:51	6-8	1-2	5	2	14
0 Jake LaRavia*	23:39	3-6	0-0	6	1	6
4 Daivien Williamson*	20:15	2-4	4-4	2	0	9
31 Alondes Williams*	31:19	5-11	5-5	14	10	16
20 Khadim Sy	25:03	3-7	0-0	6	1	7
2 Cameron Hildreth	19:47	0-3	0-0	2	1	0
11 Carter Whitt	20:53	6-9	0-1	6	2	16
23 Lucas Taylor	3:07	0-2	1-2	0	0	1
33 Matthew Marsh	3:07	0-2	2-2	1	0	2
40 RJ Kennah	2:13	0-0	1-2	0	0	1
45 Anthony Mathis Jr.	2:13	0-1	0-0	0	0	0
51 Kevin Dunn	2:13	0-2	0-0	1	0	0
52 Grant van Beveren	2:13	1-1	0-0	1	0	2
55 Miles Lester	2:13	0-1	0-0	0	0	0

Points from	USCU	WFU
Turnovers	13	17
Paint	22	38
Second Chance	6	10
Fast Breaks	13	15
Bench	24	29

Period by Period Scoring	First	Second	Total
USCU	18	35	53
WFU	29	50	79



GAME 11
VMI 70
WAKE FOREST 77

DEC. 14 - LJVM - RSN

VMI	Min	FG	FT	R	A	TP
10 Kamdyn Curfman*	38:28	9-17	0-1	6	4	24
34 Jake Stephens*	35:44	4-10	2-2	10	1	12
30 Sean Conway*	28:18	2-11	0-0	2	2	5
2 Trey Bonham*	24:21	2-5	0-0	3	6	4
24 Tanner Mans*	21:11	2-6	2-2	3	2	7
3 Honor Huff	17:43	5-8	1-1	2	1	13
1 Brennan Watkins	14:50	1-5	0-0	3	1	3
0 Louis Tang	14:02	1-3	0-0	3	0	2
12 Lewis Rowe	5:23	0-1	0-0	1	0	0

Wake Forest	Min	FG	FT	R	A	TP
31 Alondes Williams*	39:53	11-20	12-13	5	3	36
1 Isaiah Mucius*	35:07	3-9	2-2	3	1	11
13 Dallas Walton*	32:15	0-4	7-8	9	1	7
4 Daivien Williamson*	29:54	2-11	2-2	6	1	7
20 Khadim Sy*	25:36	2-5	0-0	8	0	4
2 Cameron Hildreth	23:29	3-7	5-6	8	0	12
11 Carter Whitt	13:36	0-2	0-0	3	0	0

Points from	VMI	WFU
Turnovers	8	8
Paint	22	16
Second Chance	6	7
Fast Breaks	4	7
Bench	18	12

Period by Period Scoring	First	Second	Total
VMI	42	28	70
WFU	29	48	77



GAME 12
WAKE FOREST 82
CHARLOTTE 79

DEC. 17 - SPECTRUM CENTER - ACCN

Wake Forest	Min	FG	FT	R	A	TP
31 Alondes Williams*	39:14	15-23	2-3	8	7	34
4 Daivien Williamson*	38:27	3-9	1-2	4	0	8
1 Isaiah Mucius*	37:38	7-13	2-2	8	4	20
13 Dallas Walton*	30:11	6-10	2-2	3	2	14
20 Khadim Sy*	28:17	3-6	0-0	2	2	6
11 Carter Whit	19:56	0-1	0-0	1	2	0
2 Cameron Hildreth	6:39	0-3	0-0	2	0	0
23 Lucas Taylor	0:38	0-0	0-0	0	0	0

Charlotte	Min	FG	FT	R	A	TP
1 Jahmir Young*	38:21	12-21	1-2	9	4	27
2 Austin Butler*	37:06	4-6	0-1	5	0	8
20 Robert Braswell*	34:41	4-11	0-0	4	0	9
0 Clyde Trapp*	32:30	6-9	2-2	5	2	17
15 Aly Khalifa*	27:34	4-9	2-6	4	2	10
5 Marvin Cannon	13:35	2-3	3-4	0	1	8
25 Jared Garcia	9:41	0-1	0-0	1	1	0
35 Luka vasic	4:39	0-0	0-0	1	0	0
10 Perry Francois	1:53	0-0	0-0	2	0	0

Points from	WFU	UNC-C
Turnovers	10	11
Paint	44	44
Second Chance	9	7
Fast Breaks	4	6
Bench	0	8

Period by Period Scoring	First	Second	Total
WFU	48	34	82
UNC-C	34	45	79



GAME 13
WAKE FOREST
LOUISVILLE

69
 73

DEC. 29 - KFC YUM! CENTER - ACCN

Wake Forest	Min	FG	FT	R	A	TP
0 Jake LaRavia*	39:08	4-11	7-9	7	4	15
4 Daivien Williamson*	30:59	6-11	0-0	2	0	14
31 Alondes Williams	30:49	4-14	6-7	4	7	15
13 Dallas Walton*	24:49	3-9	0-0	7	0	6
1 Isaiah Mucius*	18:56	3-4	0-0	3	0	9
20 Khadim Sy	28:10	2-6	1-2	6	1	6
2 Cameron Hildreth	16:05	2-6	0-0	5	0	4
11 Carter Whitt	11:04	0-2	0-0	1	0	0

Louisville	Min	FG	FT	R	A	TP
13 Jarrod West*	29:44	1-4	6-6	1	3	8
10 Samuel Williamson*	28:52	3-4	6-7	8	0	12
5 Malik Williams*	27:42	3-8	3-4	6	1	11
0 Noah Locke*	22:57	5-8	2-2	3	1	17
14 Dre Davis*	15:37	0-3	0-0	2	1	0
11 Mason Faulkner	23:17	3-10	4-6	4	5	11
24 Jae'Lyn Withers	17:29	2-5	0-0	8	0	6
3 El Ellis	11:12	0-1	0-3	0	1	0
33 Matt Cross	10:52	0-2	2-2	3	0	2
21 Sydney Curry	06:29	2-3	2-4	2	0	6
4 Roosevelt Wheeler	05:49	0-0	0-0	3	0	0

Points from	WFU	LOU
Turnovers	15	2
Paint	32	18
Second Chance	6	5
Fast Breaks	4	0
Bench	10	25

Period by Period Scoring	First	Second	Total
WFU	31	38	69
LOU	26	47	73

2021-22 SEASON STATS

Game Records

Record	Overall	Home	Away	Neutral
ALL GAMES	11-2	8-0	1-1	2-1
CONFERENCE	1-1	0-0	1-1	0-0
NON-CONFERENCE	10-1	8-0	0-0	2-1

Score by Periods

Team	1st	2nd	OT	TOT
Wake Forest	507	512	24	1043
Opponents	385	476	17	878

Team Box Score

No.	Player	Total					3-Point		F-Throw		Rebounds				PF DQ		A TO		BLK STL		PTS AVG		
		GP-GS	MIN	AVG	FG-FGA	FG%	3FG-3FGA	3FG%	FT-FTA	FT%	OFF	DEF	TOT	AVG	PF	DQ	A	TO	BLK	STL	PTS	AVG	
31	WILLIAMS, Alondes	13-13	427:49	32.9	98-176	.557	16-49	.327	55-75	.733	16	67	83	6.4	28	0	66	32	6	17	267	20.5	
0	LARAVIA, Jake	11-11	367:15	33.4	56-94	.596	10-23	.435	33-45	.733	30	34	64	5.8	31	0	33	22	6	22	155	14.1	
4	WILLIAMSON, Daivien	13-13	405:51	31.2	56-124	.452	26-68	.382	37-40	.925	2	30	32	2.5	15	0	11	15	0	17	175	13.5	
1	MUCIUS, Isaiah	13-13	317:51	24.4	39-94	.415	28-72	.389	14-17	.824	9	37	46	3.5	29	1	11	11	3	10	120	9.2	
13	WALTON, Dallas	13-13	325:47	25.1	41-87	.471	5-23	.217	17-28	.607	12	58	70	5.4	29	1	12	14	19	5	104	8.0	
20	SY, Khadim	13-2	248:34	19.1	29-61	.475	7-19	.368	10-18	.556	15	38	53	4.1	28	1	7	14	10	6	75	5.8	
2	HILDRETH, Cameron	13-0	226:49	17.4	25-53	.472	5-18	.278	17-21	.810	11	39	50	3.8	22	0	21	19	2	7	72	5.5	
11	WHITT, Carter	13-0	198:01	15.2	16-48	.333	7-27	.259	1-3	.333	3	26	29	2.2	4	0	22	24	1	4	40	3.1	
33	MARSH, Matthew	4-0	28:34	7.1	3-8	.375	0-1	.000	6-8	.750	2	5	7	1.8	3	0	0	1	0	3	12	3.0	
25	MCCRAY, Robert	6-0	38:41	6.4	4-10	.400	3-7	.429	1-2	.500	2	3	5	0.8	2	0	2	3	0	2	12	2.0	
52	VAN BEVEREN, Grant	4-0	10:46	2.7	3-5	.600	0-0	.000	0-0	.000	2	2	4	1.0	1	0	0	0	0	0	6	1.5	
40	KENNAH, RJ	1-0	02:13	2.2	0-0	.000	0-0	.000	1-2	.500	0	0	0	0.0	0	0	0	0	0	0	1	1.0	
55	LESTER, Miles	3-0	09:39	3.2	1-5	.200	1-5	.200	0-0	.000	0	1	1	0.3	1	0	1	1	0	0	3	1.0	
23	TAYLOR, Lucas	7-0	30:16	4.3	0-6	.000	0-4	.000	1-2	.500	0	0	0	0.0	1	0	1	2	0	3	1	0.1	
10	INGRAHAM, Tariq	1-0	04:38	4.6	0-0	.000	0-0	.000	0-0	.000	0	0	0	0.0	0	0	0	0	0	0	0	0.0	
51	DUNN, Kevin	2-0	03:38	1.8	0-4	.000	0-2	.000	0-0	.000	0	1	1	0.5	0	0	0	0	0	0	0	0.0	
45	MATHIS JR, Anthony	2-0	03:38	1.8	0-1	.000	0-1	.000	0-0	.000	0	1	1	0.5	1	0	0	0	0	1	0	0.0	
Team																							
Total		13	2650		371-776	.478	108-319	.339	193-261	.739	113	356	469	36.1	195	3	187	162	47	97	1043	80.2	
Opponents		13	2650		319-779	.409	98-310	.316	142-203	.700	120	324	444	34.2	236	1	153	190	33	82	878	67.5	

Team Statistics

	WAKE	OPP
Scoring	1043	878
Points per game	80.2	67.5
Scoring margin	+12.7	-
Field goals-att	371-776	319-779
Field goal pct	.478	.409
3 point fg-att	108-319	98-310
3-point FG pct	.339	.316
3-pt FG made per game	8.3	7.5
Free throws-att	193-261	142-203
Free throw pct	.739	.700
F-Throws made per game	14.8	10.9
Rebounds	469	444
Rebounds per game	36.1	34.2
Rebounding margin	+1.9	-
Assists	187	153
Assists per game	14.4	11.8
Turnovers	162	190
Turnovers per game	12.5	14.6
Turnover margin	+2.2	-
Assist/turnover ratio	1.2	0.8
Steals	97	82
Steals per game	7.5	6.3
Blocks	47	33
Blocks per game	3.6	2.5
Winning streak	0	-
Home win streak	8	-
Attendance	30036	23045
Home games-Avg/Game	8-3755	2-11523
Neutral site-Avg/Game	-	3-1282

Team Results

Date	Opponent		Score	Att.
11/10/2021	William & Mary	W	77-59	3710
11/12/2021	Western Caro.	W	87-75	4359
11/17/2021	Charleston So.	W	95-59	3349
11/20/2021	N.C. A&T	W	87-63	3470
11/23/2021	Kennesaw St.	W	92-61	3554
11/26/2021	vs Oregon St.	Wot	80-77	2146
11/27/2021	vs LSU	L	61-75	1700
11/30/2021	Northwestern	Wot	77-73	3711
12/04/2021	at Virginia Tech	W	80-61	8925
12/11/2021	USC Upstate	W	79-53	4296
12/14/2021	VMI	W	77-70	3587
12/17/2021	vs Charlotte	W	82-79	0
12/29/2021	at Louisville	L	69-73	14120

2021-22 CONFERENCE STATS

Game Records

Record	Overall	Home	Away	Neutral
ALL GAMES	1-1	0-0	1-1	0-0
CONFERENCE	1-1	0-0	1-1	0-0
NON-CONFERENCE	0-0	0-0	0-0	0-0

Score by Periods

Team	1st	2nd	OT	TOT
Wake Forest	69	80	0	149
Opponents	60	74	0	134

Team Box Score

No.	Player				Total		3-Point		F-Throw		Rebounds											
		GP-GS	MIN	AVG	FG-FGA	FG%	3FG-3FGA	3FG%	FT-FTA	FT%	OFF	DEF	TOT	AVG	PF	DQ	A	TO	BLK	STL	PTS	AVG
4	WILLIAMSON, Daivien	2-2	65:39	32.8	14-25	.560	5-12	.417	0-0	.000	0	5	5	2.5	5	0	2	2	0	0	33	16.5
31	WILLIAMS, Alondes	2-2	65:45	32.9	8-21	.381	2-8	.250	7-11	.636	3	8	11	5.5	7	0	16	8	1	1	25	12.5
0	LARAVIA, Jake	2-2	74:13	37.1	7-18	.389	1-4	.250	10-13	.769	7	7	14	7.0	5	0	6	1	1	1	25	12.5
13	WALTON, Dallas	2-2	55:47	27.9	10-19	.526	1-5	.200	2-2	1.000	2	7	9	4.5	7	0	1	1	1	2	23	11.5
1	MUCIUS, Isaiah	2-2	37:44	18.9	7-9	.778	4-6	.667	0-0	.000	1	4	5	2.5	5	0	1	2	0	0	18	9.0
20	SY, Khadim	2-0	48:55	24.5	5-9	.556	1-3	.333	2-4	.500	2	4	6	3.0	3	0	1	2	2	1	13	6.5
2	HILDRETH, Cameron	2-0	32:06	16.1	5-11	.455	0-4	.000	0-0	.000	1	7	8	4.0	3	0	1	0	0	2	10	5.0
11	WHITT, Carter	2-0	19:51	9.9	1-3	.333	0-1	.000	0-0	.000	0	2	2	1.0	0	0	1	1	0	0	2	1.0
Team											1	3	4									
Total		2	400		57-115	.496	14-43	.326	21-30	.700	17	47	64	32.0	35	0	29	17	5	7	149	74.5
Opponents		2	400		42-104	.404	18-49	.367	32-42	.762	19	46	65	32.5	31	0	26	23	5	5	134	67.0

Team Statistics

	WAKE	OPP
Scoring	149	134
Points per game	74.5	67.0
Scoring margin	+7.5	-
Field goals-att	57-115	42-104
Field goal pct	.496	.404
3 point fg-att	14-43	18-49
3-point FG pct	.326	.367
3-pt FG made per game	7.0	9.0
Free throws-att	21-30	32-42
Free throw pct	.700	.762
F-Throws made per game	10.5	16.0
Rebounds	64	65
Rebounds per game	32.0	32.5
Rebounding margin	-0.5	-
Assists	29	26
Assists per game	14.5	13.0
Turnovers	17	23
Turnovers per game	8.5	11.5
Turnover margin	+3.0	-
Assist/turnover ratio	1.7	1.1
Steals	7	5
Steals per game	3.5	2.5
Blocks	5	5
Blocks per game	2.5	2.5
Winning streak	0	-
Home win streak	0	-
Attendance	0	23045
Home games-Avg/Game	0-0	2-11523
Neutral site-Avg/Game	-	0-0

Team Results

Date	Opponent		Score	Att.
12/04/2021	at Virginia Tech	W	80-61	8925
12/29/2021	at Louisville	L	69-73	14120