



# NC STATE MEN'S BASKETBALL

2 NATIONAL CHAMPIONSHIPS 27 NCAA TOURNAMENT APPEARANCES 17 CONFERENCE CHAMPIONSHIPS 20 ALL AMERICANS



@PACKMENSBBALL

GAME #13 | WEDNESDAY, DEC. 29 | 9:00 PM | WATSCO CENTER

2021-22 NC STATE SCHEDULE



**NC STATE WOLFPACK (7-5, 0-1)**

Head Coach: Kevin Keatts

Record at NC State: 86-52 (5th Year)

Overall Record: 158-80 (8th Year)

VS



**MIAMI HURRICANES (9-3, 1-0)**

Head Coach: Jim Larrañaga

Record at Miami: 209-133 (11th Year)

Overall Record: 679-467 (38th Year)

## PACK TRACKS

■ NC State dropped its third consecutive with an 84-70 loss to Wright State on Dec. 21. The loss snapped NC State's 29-game home winning streak over non-conference regular season opponents.

■ Freshman guard **Terquavion Smith** led the Pack with 27 points on 12-of-24 shooting. The 27 points are a season-best for the Greenville, N.C. native and the 24 field goal attempts are the most in a single game by an ACC player this season.

■ Smith has been on a scoring tear in the month of December. He has scored in double figures in five consecutive games and is averaging 19.4 points per game over that stretch. His 27 points are the second-most by an ACC freshman this season and his three 20-point performances this season and the second-most for an ACC freshman.

■ Senior forward Jericole Hellems added 14 points, a season-high tying seven rebounds and two steals against Wright State. Hellems has now scored in double figures in nine consecutive games and ranks second on the team in scoring at 14.4 points per game.

■ Redshirt sophomore guard **Dereon Seabron** is leading NC State in scoring (19.0 ppg.), rebounding (10.3), assists (3.1 apg) and steals (1.8 spg). His 50.9 percent field goal shooting is also the best on the team. Seabron is the only player in the ACC to lead his team in scoring, rebounding, assists and steals.

## PROJECTED NC STATE STARTERS

(based on last game)

### 0 TERQUAVION SMITH

6-4 ■ 160 ■ Fr. ■ Greenville

PTS	REB	FG%	MPG
13.8	3.6	40.7	29.8



**SMITH:** Named ACC Freshman of the Week on Dec. 6 & Dec. 13 ... career-high 27 points vs. Wright State on 12/21 ... 21 points vs. Purdue on 12/12 ... Career-high 11 rebounds vs. Nebraska on 12/1 ... 20 points vs. Bucknell in collegiate debut ... Consensus four-star recruit ... 2021 North Carolina Gatorade Boys Basketball Player of the Year & Mr. Basketball ... Won 3 state championships

### 1 DEREON SEABRON

6-7 ■ 180 ■ So. ■ Norfolk, Va.

PTS	REB	FG%	MPG
19.0	10.3	50.9	37.4



**SEABRON:** Named ACC Player of the Week 2x this season ... Leads team in points, rebounds, assists & steals ... 39 points & 19 rebounds in 4OT win over Nebraska ... Seven double-doubles in 11 games ... Led team in rebounding in all 11 games ... Leads ACC in rebounding & ranks third in scoring ... five 20+ point games this season is second most in ACC ... FG% ranks 6th in ACC.

### 3 CAM HAYES

6-3 ■ 180 ■ So. ■ Greensboro

PTS	AST	ST	MPG
11.4	2.8	0.9	26.4



**HAYES:** 3.0 assist-to-turnover ratio this season ... Tied season-high with 16 points & hit career-best four 3-pointers vs. Richmond on 12/17 ... Started 14 of 23 games last season ... Led team in assists & was second in steals ... Ranked 14th in ACC with 1.57 assist-to-turnover ratio ... Scored career-high 20 points at Notre Dame on 3/1.

### 4 JERICOLE HELLEMS

6-7 ■ 200 ■ Sr. ■ St. Louis, Mo.

PTS	REB	FG%	MPG
14.4	4.3	39.3	34.4



**HELLEMS:** Career-high 31 points, hitting career-best 6 3-pointers vs. La Tech on 11/27 ... Team-high 22 points vs. Bucknell on 11/9 ... Honorable Mention All-ACC selection last season ... Leading returning scorer ... Only four-year senior on team ... Graduated from Chaminade HS in St. Louis, 3rd on school's all-time scoring list behind NBA stars Bradley Beal & Jayson Tatum.

### 21 EBENEZER DOWUONA

6-11 ■ 225 ■ So. ■ Accra, Ghana

PTS	REB	BLK	MPG
4.2	5.3	2.6	26.9



**DOWUONA:** Ranks 4th in ACC in blocks ... Has 26 blocks in last 7 games ... Had career-high 8 blocks against Nebraska on 12/1 ... Scored career-high 10 points and added 6 blocks vs. LA Tech on 11/27 ... Made first career start against Colgate on 11/13 ... Career-high 9 rebounds vs. Bucknell on 11/9 ... Only appeared in nine games last season and played a total of 48 minutes.

## RECORD

7-5

ACC	0-1
Non-Conference	7-4
Home	6-2
Neutral	1-3
Road	0-0

## November (5-1)

Nov. 9	Bucknell	W, 88-70
Nov. 13	Colgate	W, 77-74
Nov. 16	vs. Central Connecticut-1	W, 79-65
Nov. 17	vs. Oklahoma State-1	L, 68-74
Nov. 21	Texas Southern	W, 65-57
Nov. 27	Louisiana Tech	W, 90-81

## December (2-4)

Dec. 1	Nebraska-2	W, 104-100 (4ot)
Dec. 4	#rv/-- Louisville	L, 68-73
Dec. 9	Bethune-Cookman	W, 65-48
Dec. 12	vs. #1/1 Purdue-3	L, 72-82 (ot)
Dec. 17	vs. Richmond-4	L, 74-83
Dec. 21	Wright State	L, 70-84
Dec. 29	at Miami	ESPNU 9:00

## January (0-0)

Jan. 1	Florida State	ACCN 4:00
Jan. 4	at Virginia Tech	ACCN 7:00
Jan. 8	Clemson	RSN 12:00
Jan. 12	at Louisville	ACCN 9:00
Jan. 15	at Duke	ABC or ESPN 2:00
Jan. 19	Virginia Tech	ACCN 7:00
Jan. 22	Virginia	ACCN 4:00
Jan. 26	at Notre Dame	RSN TBD
Jan. 29	at North Carolina	ACCN 2:00

## February (0-0)

Feb. 2	Syracuse	ESPN2 or ESPNU 9:00
Feb. 5	Notre Dame	ACCN 3:00
Feb. 9	Wake Forest	ACCN 7:00
Feb. 12	at Pitt	ACCN 3:00
Feb. 15	at Georgia Tech	ACCN 8:00
Feb. 23	Boston College	RSN 7:00
Feb. 26	North Carolina	ESPN or ESPN2 2 or 4

## March (0-0)

Mar 2	at Wake Forest	RSN 9:00
Mar 5	at Florida State	ESPN or ESPN2 12 or 2

- 1 - Basketball Hall of Fame Showcase (Uncasville, CT)
- 2 - ACC/Big Ten Challenge
- 3 - Basketball Hall of Fame Invitational (Brooklyn, NY)
- 4 - Basketball Hall of Fame Shootout (Charlotte, NC)

## ESPNU

Play-by-Play..... Jay Alter  
Analyst..... Perry Clark

## RADIO (WOLFPACK SPORTS NETWORK)

Play-by-Play..... Gary Hahn  
Analyst ..... Tony Haynes

## NC STATE COMMUNICATIONS

Director/MBB Contact..... Craig Hammel  
Email/Cell..... cwhamme2@ncsu.edu  
Cell Phone..... 317-292-0858

## QUICK FACTS

Location.....Raleigh, N.C.  
 Founded.....March 7, 1887  
 Enrollment.....36,304  
 Nickname.....Wolfpack  
 Mascot.....Mr. and Ms. WUF  
 School Colors.....Red (PMS 186) and White  
 Conference.....Atlantic Coast  
 Chancellor.....Dr. Randy Woodson  
 Athletics Director.....Boo Corrigan  
 Athletics Dept. Phone.....919-515-2101  
 Basketball Office Phone.....919-515-3134  
 Ticket Office Phone.....919-865-1510

## PNC ARENA

Capacity:.....19,772  
 Record at PNC Arena:.....257-107 (.706)  
 Record at PNC Arena (under Keatts):.....51-17 (.750)

## MEDIA INFORMATION

Credentials are issued to working members of the media only. Requests should be made online via NC State's application link (<https://forms.gle/uefPdwFhcNpQmF228>).

Any questions can be sent to Craig Hammel, Director of Athletics Communications.

Head coach Kevin Keatts and select players will regularly conduct media availabilities throughout the season (via zoom for the 2021-22 season). Email Craig if you'd like to be added to the NC State men's basketball distribution list.

## ACC COACHES WEEKLY ZOOM

ACC head basketball coaches will be featured on nine Monday zooms during the 2021-22 season. The season's first teleconference will take place with all 15 coaches on Monday, January 3, 2022. Each coach will have 10 minutes to make an opening statement and answer questions. Email Andy Fledderjohann ([afledder@theacc.org](mailto:afledder@theacc.org)) to receive the weekly zoom link.

### Kevin Keatts' ACC Zoom Schedule

Monday, Jan. 3 - 10:40 a.m.  
 Monday, Jan. 10 - 10:40 a.m.  
 Monday, Jan. 17 - 10:40 a.m.  
 Monday, Jan. 24 - 10:40 a.m.  
 Monday, Jan. 31 - 10:40 a.m.  
 Monday, Feb. 7 - 10:40 a.m.  
 Monday, Feb. 14 - 10:40 a.m.  
 Monday, Feb. 21 - 10:40 a.m.  
 Monday, Feb. 28 - 10:40 a.m.

## ATHLETICS COMMUNICATION STAFF



**Craig Hammel (Primary)**  
 Email: [cwhamme2@ncsu.edu](mailto:cwhamme2@ncsu.edu)  
 Cell: 317-292-0858  
 Twitter: @Hammel\_Craig



## NC STATE NUMERICAL ROSTER

No.	Name	Pos.	Class	Ht.	Wt.	Hometown/High School (Previous College)
0	Terquavion Smith	G	Fr.	6-4	160	Greenville, N.C./Farmville Central
1	Dereon Seabron	G	R-So.	6-7	180	Norfolk, Va./Lake Taylor
3	Cam Hayes	G	So.	6-3	180	Greensboro, N.C./Greensboro Day School
4	Jericole Hellesms	F	Sr.	6-7	200	St. Louis, Mo./Chaminade
5	Thomas Allen	G	R-Sr.	6-1	175	Raleigh, N.C./Brewster Academy (Nebraska)
10	Breon Pass	G	Fr.	6-0	175	Reidsville, N.C./Reidsville
11	Jaylon Gibson	F	So.	6-10	220	Zebulon, N.C./Grace Christian School
12	Chase Graham	G	Jr.	6-1	180	Raleigh, N.C./Athens Drive
14	Casey Morsell	G	Jr.	6-3	200	Ft. Washington, Md./St. John's College (Virginia)
15	Manny Bates	F	R-Jr.	6-11	230	Fayetteville, N.C./Northwood Temple Academy
20	Alex Nunnally	G	Fr.	6-2	180	Cary, N.C./Cary Academy
21	Ebenezer Dowuona	F	So.	6-11	225	Accra, Ghana/The Heritage School (Ga.)
23	Greg Gantt	F	Jr.	6-8	215	Fayetteville, N.C./Trinity Christian School (Providence)
24	Ernest Ross	F	Fr.	6-9	190	Alachua, Fla./Santa Fe

## COACHING STAFF

**Head Coach:** Kevin Keatts, 5th Season (Marshall '11)  
**Assistant Coach:** James Johnson, 5th Season (Ferrum College '93)  
**Assistant Coach:** Roy Roberson, 4th Season (Lynchburg '92)  
**Assistant Coach:** Mike Summey, 2nd Season (NC State '97)  
**Strength and Conditioning Coach:** Pat Murphy, 5th Season (UNC-Wilmington '04)  
**Director of Operations:** Steve Snell, 2nd Season (Radford '88)  
**Director of Player Personnel:** Anthony Wright, 5th Season (Maine '99)  
**Director of Scouting/Quality Control:** Billy O'Meara, 3rd Season (Louisville '11)  
**Video Coordinator:** Jackson Hayzlett, 1st Season (Bowling Green '14)  
**Assistant Athletic Trainer:** Ron Cooper, 3rd Season (Daemen College '13)  
**Assistant Director of Operations:** Chris Zupko, 2nd Season (Roanoke College '95)

## PRONUNCIATION GUIDE:

Ebenezer **Dowuona** (DUH-WANNA)  
 Jericole **Hellesms** (HELL-UMS)  
 Alex **Nunnally** (NONE-UH-LEE)  
**Dereon** (DARE - E - ON) **Seabron** (SEE - BRON)  
**Terquavion** (TUR-KWAY-VEE-AHN) Smith  
 Roy **Roberson** (ROB - EHR - SIN)

## RETURNEES (8)

Thomas Allen  
 Manny Bates  
 Ebenezer Dowuona  
 Jaylon Gibson  
 Chase Graham  
 Cam Hayes  
 Jericole Hellesms  
 Dereon Seabron

## NEWCOMERS (6)

Greg Gantt  
 Casey Morsell  
 Alex Nunnally  
 Breon Pass  
 Ernest Ross  
 Terquavion Smith

## 2020-21 ACC AWARDS

### 2021 ALL-ACC TEAM

#### FIRST TEAM

Name, School	Points
Moses Wright, Georgia Tech	344
Justin Champagnie, Pitt	343
Carlík Jones, Louisville	327
Matthew Hurt, Duke	310
Sam Hauser, Virginia	281

#### SECOND TEAM

Name, School	Points
Keve Aluma, Virginia Tech	277
Jose Alvarado, Georgia Tech	244
Jay Huff, Virginia	214
M.J. Walker, Florida State	200
Aamir Simms, Clemson	176

#### THIRD TEAM

Name, School	Points
RaiQuan Gray, Florida State	167
Isaiah Wong, Miami	102
Quincy Guerrier, Syracuse	55
Prentiss Hubb, Notre Dame	42
Armando Bacot, North Carolina	41
Scottie Barnes, Florida State	41

#### HONORABLE MENTION

Name, School	Points
Michael Devoe, Georgia Tech	35
Kihei Clark, Virginia	31
Alan Griffin, Syracuse	29
David Johnson, Louisville	22
Nate Laszewski, Notre Dame	18
<b>Jericole Hellems, NC State</b>	<b>13</b>
Tyrece Radford, Virginia Tech	10

#### ALL-DEFENSIVE TEAM

Name, School	Points
Jose Alvarado, Georgia Tech	69
<b>Manny Bates, NC State</b>	<b>62</b>
Jay Huff, Virginia	53
Jordan Goldwire, Duke	43
Moses Wright, Georgia Tech	34

#### ALL-FRESHMAN TEAM

Name, School	Points
Scottie Barnes, Florida State	74
DJ Steward, Duke	67
Day'Ron Sharpe, North Carolina	63
Jae'Lyn Withers, Louisville	58
Caleb Love, North Carolina	32

#### ACC PLAYER OF THE YEAR

Moses Wright, Georgia Tech

#### ACC FRESHMAN OF THE YEAR

Scottie Barnes, Florida State

#### COACH OF THE YEAR

Mike Young, Virginia Tech

#### DEFENSIVE PLAYER OF THE YEAR

Jose Alvarado, Georgia Tech

#### MOST IMPROVED PLAYER

Matthew Hurt, Duke

#### SIXTH MAN OF THE YEAR

Scottie Barnes, Florida State

## NOTING NC STATE

- Between COVID pauses and injuries, Kevin Keatts was constantly juggling the lineup last season. In 25 games, eight players started at least eight games. Five of those eight players return this season.
- Kevin Keatts is entering his fifth season as head coach of NC State and for the fifth consecutive season he will have to replace the previous season's leading scorer. Devon Daniels led the team in scoring last season at 16.5 points per game. Jericole Hellems is the leading returning scorer at 12.9 points per game.
- North Carolina's team? Nine of NC State's 14 players are from the state of North Carolina. That's the most of the four ACC programs based in North Carolina. UNC has six of its 17 players from the state. Duke has five of its 14 players from the state and Wake Forest has four of its 19 players from the state.
- NC State only has two players (Thomas Allen and Jericole Hellems) who will complete their eligibility this season. Allen is a redshirt senior, who played his first two seasons at Nebraska before transferring home to NC State. Hellems is the only four-year senior on the team. He and redshirt junior Manny Bates have each been in the program four years. Nine of NC State's 14 players are either in their first or second seasons with the program.
- After not adding any transfers last season for the first time since he became head coach, Kevin Keatts added two transfers this offseason in Providence transfer Greg Gantt and Virginia transfer Casey Morsell. Keatts has now added 13 transfers to the program in his five seasons as head coach.

## NOTING MIAMI

- Miami returns three starters from last season's 10-17 squad.
- Third-year sophomore guard Isaiah Wong was a preseason first-team All-ACC selection and is currently averaging 15.6 points per game. Sixth-year senior Kameron McGusty leads the Hurricanes in scoring at 18.4 points per game.

## WEDNESDAY STORYLINES

- Pack is looking for its sixth consecutive ACC road win. NC State ended the 2021-22 regular season winning its last five conference road games. The current five-game road winning streak is the longest for NC State since an 11-game road ACC win streak from 1972-1974.
- NC State is seeking to avoid just its second four-game losing streak of the Kevin Keatts era on Wednesday. Last season, NC State lost its first four games of January (including a 10-day COVID pause in the middle of the losing streak) before beating Wake Forest on Jan. 27 to end its skid.
- Senior forward Jericole Hellems enters Wednesday's game needing just 20 points to become the 55th player in NC State history to score 1,000 career points. He'd be the third player under head coach Kevin Keatts to go over 1,000 career points (Markell Johnson and Braxton Beverly).
- Terquavion Smith continues to have a breakout December. Smith scored 20 points in his collegiate debut against Bucknell on 11/9 and scored in double figures in the next two games for NC State to start the season, but then went four straight games without a double figure scoring game. In the last five games, Smith is averaging 19.4 points per game and has hit 13 three-pointers (2.6 per game) during this stretch. Smith has been named ACC Freshman of the Week in back-to-back weeks and scored a then career-high 21 points in the loss to top-ranked Purdue on Dec. 12. In his most recent outing, the Greenville, N.C. native scored a season-high 27 points against Wright State.
- Two of the best teams in the nation at valuing the basketball face-off on Wednesday night. NC State has had single digit turnovers in eight of 12 games this season and rank third in the ACC and 16th in the NCAA with an average of 10.1 turnovers per game. Miami has had single digit turnovers in six of 12 games this season and ranks second in the ACC and 12th in the NCAA with an average of 9.9 per game. The Pack has had less turnovers than its opponents in 10 of 12 games this season and Miami has had less turnovers than its opponents in 11 of 12 games this season. In the Kevin Keatts era, NC State is 71-28 (71.7%) when it has the same or fewer turnovers than its opponent, but just 6-4 this season. Sophomore point guard Cam Hayes has had one turnover or less in eight of 12 games this season and is averaging just one turnover for every 28.8 minutes played.
- Get Casey Morsell back on track. Through the first seven games of the season, junior guard Casey Morsell was averaging 12.3 points per game. The Ft. Washington, Md., native was injured towards the end of the Pack's four overtime win over Nebraska on Dec. 1. Morsell missed the Pack's games against Louisville and Bethune-Cookman before returning to the lineup for NC State's game against Purdue. In the three games since returning to the lineup, Morsell is averaging 3.0 points per game and shooting 14.3% (2-of-14) from the field.
- The Pack leads the ACC in offensive rebounding with an average of 12.8 per game. Dereon Seabron averages 3.5 offensive rebounds per game to lead the ACC and rank 18th in the NCAA. Miami is last in the ACC in offensive rebounding and ranks 14th in the ACC in rebounding margin at -2.8 per game.
- Experience vs. Youth: Miami is one of the most veteran teams in the country, with three sixth-year seniors in their starting lineup. Out of the 10 players that play regularly this season for Miami, only two are in their first or second season of playing college basketball. NC State has grizzled veteran Jericole Hellems (105th career game on Wednesday), but six of NC State's regular rotation players are freshmen or sophomores. Redshirt sophomore Dereon Seabron has the second-most appearances in an NC State uniform this season and he'll be playing his 37th collegiate game on Wednesday.

## NC STATE - MIAMI SERIES

- Wednesday is the 27th meeting between the two programs. NC State leads the all-time series, 14-12.
- Kevin Keatts has a 3-2 record against Miami as head coach of NC State, including a 2-0 record in games played at the Watsco Center.
- Miami won last season's only meeting, 64-59, inside PNC Arena. The Pack led 51-45 with 6:45 to play, but Miami outscored NC State 19-8 the rest of the way to win. Thomas Allen led NC State with 14 points while Isaiah Wong had 24 points and nine rebounds for the Hurricanes.



### ACC 2021-22 PRESEASON POLL

School (First-place votes in parentheses)	Points
1. Duke (47)	1132
2. Florida State (14)	1034
3. North Carolina (5)	1001
4. Virginia (9)	949
5. Virginia Tech (5)	857
6. Louisville (1)	791
7. Syracuse	781
8. Notre Dame	599
9. NC State	555
10. Georgia Tech	524
11. Clemson	430
12. Miami	428
13. Wake Forest	274
14. Pitt	253
15. Boston College	112

### 2021 PRESEASON ALL-ACC FIRST TEAM

Name, School	Points
Buddy Boeheim, Syracuse	68
Keve Aluma, Virginia Tech	52
Paolo Banchemo, Duke	49
Armando Bacot, North Carolina	46
Isaiah Wong, Miami	37

### 2021 PRESEASON ALL-ACC SECOND TEAM

Name, School	Points
Michael Devoe, Georgia Tech	25
Kihei Clark, Virginia	23
Prentiss Hubb, Notre Dame	17
Mark Williams, Duke	12
Wendell Moore Jr., Duke	9
Malik Williams, Louisville	9
Caleb Love, North Carolina	9

### ACC PRESEASON PLAYER OF YEAR

Paolo Banchemo, Duke 28  
 Keve Aluma, Virginia Tech, 16  
 Buddy Boeheim, Syracuse, 13  
 Armando Bacot, North Carolina, 12  
 Kihei Clark, Virginia, 5  
 Wendell Moore Jr., Duke, 3  
 Caleb Love, North Carolina, 2  
 Mark Williams, Duke, 2

### ACC PRESEASON FRESHMAN OF YEAR

Paolo Banchemo, Duke 64  
 Trevor Keels, Duke, 5  
**Terquavion Smith, NC State, 3**  
 Dontrez Styles, North Carolina, 3  
 Igor Milicic Jr., Virginia, 3  
 Wooga Poplar, Miami, 1  
 Benny Williams, Syracuse, 1  
 Cameron Hildreth, Wake Forest, 1

### DEREON SEABRON BREAKING OUT

■ Redshirt sophomore guard Dereon Seabron has broken out as one of the ACC's best players in the first month of the season.  
 ■ Seabron leads the ACC with seven double-doubles this season and is currently atop of the ACC individual rankings in rebounding (10.3) and offensive rebounding (3.5). He ranks third in the league in scoring (19.0), sixth in steals (1.8) and eighth in field goal percentage (50.9).  
 ■ The ACC doesn't give out player of the month honors, but if it did it would be hard to find a better candidate than Seabron for the month of November. The Norfolk, Va., ended the month, leading the ACC in steals (2.67), tied for first in rebounding (9.83), second in offensive rebounding (3.0), third in field goal percentage (60.3%) and fourth in scoring (18.8). Seabron also had four double-doubles in November, the most of any player in the ACC.  
 ■ Seabron averaged 5.2 points and 3.9 rebounds per game last season as a redshirt freshman. He saw limited time in the first two months of the season as minutes were hard to find with Devon Daniels playing ahead of him. Daniels was injured in the Pack's win over Wake Forest on Jan. 27. At that point in the season Seabron was averaging 3.8 points and 2.4 rebounds per game and had only played more than 15 minutes in a game two times. After Daniels went down, Seabron's minutes went up and he started to show flashes of what was to come this season. He averaging 8.4 points per game over last eight outings of the season and had all three double-digit scoring games of the season during that stretch. He ended the regular season by being named ACC Freshman of the Week on March 8 after posting then career-highs in points (17), rebounds (13) and blocks (3) in a win at Notre Dame

### HELLEMS HAS SHOWN SUSTAINED IMPROVEMENT

■ NC State senior forward Jericole Hellems has improved his numbers every season of his collegiate career. After making a jump in every statistical category as a sophomore, Hellems made another jump as a junior as he has increased his output in every category.  
 ■ The Saint Louis, Mo., native was the only NC State player last season to lead the team in at least one game in points, rebounds, assists, steals and blocks.

Hellems Year-by-Year Statistics

	PPG	FG%	3FG%	RPG	APG	SPG
Senior	14.4	39.3	39.7	4.3	1.7	1.3
Junior	12.8	45.7	39.7	5.1	1.6	1.1
Sophomore	9.5	40.4	33.0	3.4	1.0	0.6
Freshman	5.3	38.6	31.9	2.5	0.7	0.4

### WHAT THE PACK IS MISSING IN MANNY BATES

■ Redshirt junior forward Manny Bates suffered a right shoulder dislocation just 57 seconds into the Pack's season-opener and will miss the rest of the regular season.  
 ■ The Fayetteville, N.C. native had led the ACC in blocked shots in his freshman and sophomore seasons and was aiming to be the first ACC player since Duke's Shelden Williams (2004-06) to lead the conference in blocked shots in three consecutive seasons.  
 ■ Bates registered his 100th career block in just his 34th career game. He is the fastest player in program history to 100 blocks and is the fastest ACC player to 100 career blocks in over 20 seasons. Since 1985-86, Wake Forest's Tim Duncan and Georgia's Tech Alvin Jones are the only ACC players to get to 100 blocks in less games than Bates.  
 ■ Bates ranks third (83 - freshman season) and sixth (64 - sophomore season) on NC State's single-season blocked shot chart and is fourth on the program's career blocked shot list.  
 ■ Bates has also been an efficient scorer for the Pack. Last season, Bates set the program's single-season field goal percentage record by shooting 64.1 percent (100-of-156) from the field. He also shot 68.6 percent from the free throw line, improving over 20 percentage points from his freshman campaign at the stripe.  
 ■ For his career, Bates is shooting 64.7 percent (165-of-255) from the field. He needs 200 made field goals to qualify for the career field goals chart. His current shooting pace would shatter the current leader in career field goal percentage (Kevin Thompson, 1990-93 - 58.8%).

NC State Career Blocked Shot Chart

Rk	Name	Years	GP	Blk
1.	BeeJay Anya	2013-17	129	243
2.	Thurl Bailey	1980-83	123	207
3.	Kevin Thompson	1990-93	118	150
4.	Manny Bates	2019-pres.	54	147

### TOP BENCH SCORING PERFORMANCES UNDER KEVIN KEATTS

Opponents	Bench Pts	Result
1. USC Upstate (12/22/18)	62	W, 98-71
2. Pitt (1/12/19)	54	W, 86-80
3. Maryland Eastern Shore (11/10/18)	50	W, 94-49
4. The Citadel (12/22/19)	45	W, 83-63
Loyola Maryland (12/28/18)	45	W, 97-64
6. Western Carolina (12/5/18)	44	W, 100-67
7. North Carolina (1/8/19)	43	L, 82-90
8. Saint Peter's (11/20/18)	42	W, 85-57
9. UNC Asheville (11/13/18)	41	W, 100-49
Louisville (3/3/18)	41	W, 76-69

### EXPERIENCE LACKING BEHIND MANNY BATES

■ The Pack does not have very much experience in the frontcourt with Bates out for the season. Bates injury means the Pack only has three players on its team that are 6'9" or taller available. Prior to this season, that trio (Ebenezer Dowuona, Jaylon Gibson and Ernest Ross) had played a combined 128 minutes of college basketball with zero starts.

■ Ebenezer Dowuona has stepped into the starting lineup to replace Bates. As a freshman last season, Dowuona appeared in 9 of NC State's 25 games and played a total of 48 minutes. The Ghana native played 25 minutes in each of the Pack's first two games this season to surpass last season's total minutes played. For the season, Dowuona is averaging 4.2 points, 5.1 rebounds and 2.7 blocks per game. He ranks fourth in the ACC in blocked shots per game and has 26 blocks in the last seven games.

■ Jaylon Gibson appeared in 17 games last season as a freshman and averaged 0.8 points and 0.9 rebounds in 4.7 minutes of action a game. He is averaging 12.5 minutes per game this season and has shown a knack for offensive rebounding, 17 of his 27 rebounds this season are offensive.

### IMPORTANCE OF A DEEP BENCH

■ Since Kevin Keatts arrival at NC State, the Pack has had one of the best benches in the country.

■ In 138 games with Keatts as head coach, NC State's bench has averaged 22.5 points per game and has outscored the opponent's bench by 718 points (3,101 bench points for NC State and 2,364 for its opponents).

■ Kevin Keatts teams have accounted for 11 of top-21 NC State bench scoring performances since 1999-2000 season, including the top-3. (see chart to left for best bench performances under Keatts).

### PACK HAS BEEN ONE OF ACC'S BEST UNDER KEATTS IN TURNOVER MARGIN

■ In four seasons with Kevin Keatts, NC State has finished second twice, third place once fourth place once in the ACC in turnover margin. The Pack had a +2.64 turnover margin in 2017-18 and a +3.08 turnover margin in 2018-19. In the Kevin Keatts era, NC State is 71-28 (71.7%) when it has the same or fewer turnovers than its opponent and just 15-24 when it has more turnovers than its opponent.

### DEFENSIVE PRESSURE UNDER KEATTS

■ In the first two seasons under Kevin Keatts, the Pack led the ACC in forcing opponent turnovers. After ranking fifth in the ACC in his third season, the Pack was back towards the top, finishing in second place. In his first season with NC State in 2017-18, the Pack forced 487 opponent turnovers, an average of 14.8 per game. In 2018-19, NC State forced 560 turnovers, an average of 15.6 per game. The 560 opponent turnovers are the third-most forced turnovers in program history. In the Kevin Keatts era, NC State is 49-15 (76.6%) when it forces an opponent into 15 or more turnovers.

#### Associated Press Top-25 (Dec. 27)

RK	Team	Record	Pts.
1.	Baylor (61)	11-0	1525
2.	Duke	11-1	1448
3.	Purdue	11-1	1371
4.	Gonzaga	10-2	1335
5.	UCLA	8-1	1296
6.	Kansas	9-1	1233
7.	USC	12-0	994
8.	Iowa State	12-0	985
9.	Arizona	11-1	973
10.	Michigan State	10-2	901
11.	Auburn	11-1	826
12.	Houston	11-2	801
13.	Ohio State	8-2	787
14.	Tennessee	9-2	729
15.	Seton Hall	10-2	716
16.	LSU	12-0	609
17.	Texas	9-2	567
18.	Kentucky	9-2	459
19.	Alabama	9-3	426
20.	Colorado State	10-0	366
21.	Providence	11-1	315
22.	Villanova	8-4	312
23.	Xavier	11-2	237
24.	Wisconsin	9-2	207
25.	Texas Tech	9-2	121

#### USA Today Coaches Poll Top-25 (Dec. 27)

RK	Team	Record	Pts.
1.	Baylor (32)	11-0	800
2.	Duke	11-1	760
3.	Purdue	11-1	712
4.	Gonzaga	10-2	690
5.	UCLA	8-1	666
6.	Kansas	9-1	647
7.	Arizona	11-1	561
8.	Iowa State	12-0	514
9.	USC	12-0	506
10.	Michigan State	10-2	476
11.	Auburn	11-1	453
12.	Ohio State	8-2	410
13.	Seton Hall	9-2	378
14.	Houston	11-3	338
15.	Tennessee	9-2	334
16.	LSU	12-0	295
17.	Kentucky	9-2	279
18.	Texas	9-2	254
19.	Alabama	9-3	220
20.	Colorado State	10-0	199
21.	Providence	12-1	181
22.	Villanova	8-4	175
23.	Wisconsin	9-2	135
24.	Xavier	11-2	127
25.	Texas Tech	9-2	78

#### NC State in the Polls

	AP	USA Today
Preseason	-	-
Nov. 15	-	-
Nov. 22	-	-
Nov. 29	-	-
Dec. 6	-	-
Dec. 13	-	-
Dec. 20	-	-
Dec. 27	-	-

## NC STATE IN ACC RANKINGS

(Thru 12/22/21)

### Individual

#### Scoring

3. Dereon Seabron	19.0
17. Jericole Hellems	14.4

#### Rebounding

1. Dereon Seabron	10.3
-------------------	------

#### Field Goal Percentage

8. Dereon Seabron	50.9
-------------------	------

#### Free Throw Percentage

8. Jericole Hellems	79.2
---------------------	------

#### Offensive Rebounding

1. Dereon Seabron	3.4
11. Ebenezer Dowuona	2.3

#### Steals

6. Dereon Seabron	1.8
-------------------	-----

#### Blocked Shots

4. Ebenezer Dowuona	2.6
---------------------	-----

#### Minutes

2. Dereon Seabron	37.4
7. Jericole Hellems	34.4

### Team

Category	Team	Rank	Stat
Scoring Offense		5th	76.7
Scoring Defense		14th	74.3
Scoring Margin		12th	+2.4
Free Throw %		11th	70.6
Field Goal %		14th	41.4
Field Goal % Defense		7th	42.0
3-Point FG Made/Game		10th	7.1
3-Point FG %		14th	30.2
Offensive Rebounds/Game		1st	12.8
Rebounding Margin		12th	-0.8
Blocked Shots		4th	4.5
Assists		15th	11.1
Steals		5th	7.7
Turnovers		3rd	10.1
Forcing Turnovers		7th	13.6
Turnover Margin		4th	+3.4
Assist/Turnover Ratio		10th	1.1

## REPLACE THE LEADING SCORER? NOTHING NEW FOR KEATTS

■ NC State lost its leading scorer from the previous season as Devon Daniels and his team-best 16.5 points per game average graduated. The loss of the previous season's leading scorer is nothing new for Keatts. Since he became head coach of the Pack in the spring of 2017 he has had to replace the team's leading scorer each season.

### Replacing Leading Scorer under Keatts

Season	Previous Season Leading Scorer	Leading Scorer That Season
2017-18	Dennis Smith, Jr. (18.1)	Allerik Freeman (16.1)
2018-19	Allerik Freeman (16.1)	Torin Dorn (14.0)
2019-20	Torin Dorn (14.0)	C.J. Bryce (13.3)
2020-21	C.J. Bryce (13.3)	Devon Daniels (16.50)
2021-22	Devon Daniels (16.5)	?

■ As a program, NC State has not had a player repeat as scoring leader since C.J. Leslie led the team in scoring in the 2011-12 and 2012-13 seasons.

## DEREON SEABRON NAMED ACC PLAYER OF THE WEEK (TWO TIMES)

■ Redshirt sophomore guard Dereon Seabron has been named ACC Player of the Week on Monday, Nov. 15 and Monday, Dec. 6 to start this season.

■ Seabron posted double-doubles in NC State's two opening week wins. He had a then-career-high 18 points and 12 rebounds in the win over Bucknell. He followed up by resetting his career-high with 21 points and 10 rebounds against Colgate. Seabron hit the game-winning free throws, breaking a 74-74 tie, with two seconds remaining against Colgate.

■ In the first games of December, Seabron had career-highs in points (39) and rebounds (19) to lead the Pack to a 4 OT win over Nebraska on Dec. 1. He followed up with 11 points and nine rebounds in the Pack's ACC-opener against Louisville.

## ROAD WIN STREAK

■ NC State ended the 2021-22 regular season winning its last five conference road games. It's the first time since the 1973-74 season that NC State has won five consecutive ACC road games in the same season.

## NC STATE ADDS THREE TALENTED SIGNEES IN 2021 CLASS TO THIS YEAR'S

### ROSTER

■ NC State has added three four-star freshmen to this year's roster in Breon Pass (Reidsville, N.C.), Ernest Ross (Alachua, Fla.) and Terquavion Smith (Greenville, N.C.)

■ Smith won three consecutive North Carolina Class 2A State Titles and was named North Carolina Mr. Basketball and North Carolina Gatorade Player of the Year. Ross was named Player of the Year in Florida by the coaches association and led his high school to the state championship game, while Pass is one of the more decorated dual-sport signees in NC State history. Pass had power five offers to play both college basketball and college football. Pass averaged 32.6 points and 12.3 rebounds per game on the basketball court and caught 35 passes for 758 yards and 11 touchdowns on the football field as a senior.

## NC STATE ADDS TWO SIGNEES IN FALL CLASS

■ NC State signed two players on the first day of the fall signing period on Nov. 10. The Pack added Shawn Phillips (Dayton, Ohio) and LJ Thomas (Stone Mountain, Ga.) to the program. Both players will join the team for the 2022-23 season

- Phillips is a four-star prospect according to ESPN and Rivals. He's ranked as the No. 98 overall prospect in the country according to Rivals and is playing his senior season at Dream City Christian School in Glendale, Ariz.

- Thomas is a four-star prospect by ESPN and the No. 138 overall recruit in the country according to 247Sports. He averaged 18.5 points, 4.2 assists and 3.5 rebounds per game while shooting 44 percent from the

## PERCENTAGE RETURNING/LEADERS

Stat	Returning	Total	% Returning	Returning Leader	Last Season's Leader
Points	1015	1820	55.8%	Jericole Hellems (12.9)	Devon Daniels (16.5)
Rebounds	539	1142	47.2%	Manny Bates (5.9)	Manny Bates (5.9)
Assists	179	328	54.6%	Cam Hayes (3.1)	Cam Hayes (3.1)
Blocks	84	106	79.2%	Manny Bates (64)	Manny Bates (64)
Steals	107	202	53.0%	Cam Hayes (29)	Shakeel Moore (35)
Three-Point FGs	91	167	54.5%	Jericole Hellems (31)	Braxton Beverly (32)
Minutes Played	2989	5025	59.5%	Jericole Hellems (785)	Jericole Hellems (785)

NC State's Record When...	
At Home .....	6-2
On the Road.....	
Neutral .....	1-3
OT Game .....	
Day Game .....	2-2
Night Game (after 6 p.m.).....	5-3
Lead at Halftime .....	3-2
Trail at Halftime .....	3-3
Tied at Halftime.....	1-0
Scores 100+ Points .....	1-0
Scores 90+ Points .....	2-0
Scores 80+ Points .....	3-0
Scores 70+ Points .....	5-3
Scores 60+ Points .....	7-5
Scores less than 60 Points .....	
Opponent scores 100+ Points .....	1-0
Opponent scores 90+ Points .....	1-0
Opponent scores 80+ Points .....	2-3
Opponent scores 70+ Points .....	4-5
Opponent scores 60+ Points .....	5-5
Opponent scores less than 60 Points .....	2-0
Games decided by 1 point .....	
Games decided by 5 points or less .....	2-1
Games decided by 6-9 points.....	2-2
Games decided by 10-19 points.....	3-2
Games decided by more than 20 points .....	
Leads with 5 minutes to play.....	6-2
Trails with 5 minutes to play .....	1-3
Tied with 5 minutes to play .....	
Shoots 50% or better .....	1-0
Shoots between 40-49% .....	5-2
Shoots under 40% .....	1-3
Opponent shoots 50% or better.....	1-3
Opponent shoots between 40-49% .....	4-1
Opponent shoots under 40% .....	2-1
Shoots 30% or better from 3-point .....	3-2
Shoots under 30% from 3-point .....	4-3
Opponent shoots 30% or better from 3-point .....	4-3
Opponent shoots under 30% from 3-point .....	3-2
Shoots 70% or better from the FT line .....	4-2
Shoots between 60-69% from the FT line .....	2-2
Shoots under 60% from the FT line .....	1-1
Opponent shoots 70% or better from the FT line .....	4-4
Opponent shoots between 60-69% from the FT line .....	2-1
Opponent shoots under 60% from the FT line .....	1-0
Commits 15 or more turnovers.....	1-1
Commits fewer than 15 turnovers .....	6-4
Forces 15+ turnovers.....	2-0
Forces fewer than 15 turnovers.....	5-5
Has fewer or same number of turnovers .....	6-4
Outrebounds opponent .....	4-1
Outrebounded by opponent.....	2-4
Ties opponents in rebounding.....	1-0
November.....	5-1
December.....	2-4
January .....	
February.....	
March.....	
Monday.....	
Tuesday.....	2-1
Wednesday .....	1-1
Thursday.....	1-0
Friday.....	0-1
Saturday .....	2-1
Sunday .....	1-1

Opponent	Starting Lineups						Result
<b>Bucknell</b>	Hayes	Morsell	Seabron	Helles	Bates		W, 88-70
<b>Colgate</b>	Hayes	Morsell	Seabron	Helles	Dowuona		W, 77-74
<b>vs. Central Connecticut</b>	Hayes	Morsell	Seabron	Helles	Dowuona		W, 79-65
<b>vs. Oklahoma State</b>	Hayes	Morsell	Seabron	Helles	Dowuona		L, 68-74
<b>Texas Southern</b>	Hayes	Morsell	Seabron	Helles	Dowuona		W, 65-57
<b>Louisiana Tech</b>	Hayes	Morsell	Seabron	Helles	Dowuona		W, 90-81
<b>Nebraska</b>	Hayes	Morsell	Seabron	Helles	Dowuona		W, 104-100
<b>Louisville</b>	Hayes	Smith	Seabron	Helles	Dowuona		L, 68-73
<b>Bethune-Cookman</b>	Hayes	Smith	Seabron	Helles	Dowuona		W, 65-48
<b>vs. Purdue</b>	Hayes	Smith	Seabron	Helles	Dowuona		L, 72-82
<b>vs. Richmond</b>	Hayes	Smith	Seabron	Helles	Dowuona		L, 74-83
<b>Wright State</b>	Hayes	Smith	Seabron	Helles	Dowuona		L, 70-84

#### Starting Lineups

##### W-L

5-1	Dowuona, Hayes, Helles, Morsell, Seabron
1-4	Dowuona, Hayes, Helles, Seabron, Smith
1-0	Bates, Hayes, Helles, Morsell, Seabron

#### Margin of Victory/Defeat

	1	2	3	4	5	6	7	8	9	10	11-15	16-19	20-24	25+
Wins	-	-	1	1	-	-	-	1	1	-	1	2	-	-
Losses	-	-	-	-	1	1	-	-	1	1	1	-	-	-

#### Most First Half Points

NC State	41	vs. Louisiana Tech (11/27/21)
Opponents	43	Louisville (12/4/21)

#### Most Second Half Points

NC State	49	vs. Louisiana Tech (11/27/21)
Opponents	48	Louisiana Tech (11/27/21)

#### Fewest First Half Points

NC State	25	vs. Oklahoma State 11/17/21)
Opponents	27	Purdue (12/12/21)

#### Fewest Second Half Points

NC State	31	vs. Bethune-Cookman (12/9/21)
Opponents	19	Bethune-Cookman (12/9/21)

#### Largest Halftime Lead

NC State	8	vs. Louisiana Tech (11/27/21)
Opponents	14	Louisville (12/4/21)

#### Largest Margin of Victory

NC State	18	vs. Bucknell (11/9/21)
Opponents	14	Wright State (12/21/21)

#### How Scored First Points

Lay-Up	5
Jump Shot	4
Three-pointer	2
Free Throw	1

#### Scored First Point

Dereon Seabron	3
Ebenezer Dowuona	2
Jericole Helles	2
Casey Morsell	2
Terquavion Smith	2
Cam Hayes	1

## INDIVIDUAL POINTS-REBOUNDS-ASSISTS

	Thomas Allen	Manny Bates	Ebenezer Dowuona	Greg Gantt	Jaylon Gibson	Chase Graham	Cam Hayes	Jericole Hellems	Casey Morsell	Alex Nunnally	Breon Pass	Ernest Ross	Dereon Seabron	Terquavion Smith
Bucknell	DNP	0-0-0	2-9-0	DNP	0-2-0	0-0-0	9-3-4	22-4-0	13-6-0	0-0-0	4-3-1	0-1-0	18-12-1	20-3-1
Colgate	0-0-0	INJ	4-4-0	DNP	4-3-1	DNP	10-1-1	4-4-2	22-4-0	DNP	0-0-1	DNP	21-10-4	12-4-2
vs. Central Connecticut	8-0-2	INJ	3-4-0	DNP	4-5-0	0-0-0	10-1-3	4-2-0	8-3-3	0-0-0	7-0-0	0-6-0	24-9-2	11-3-5
vs. Oklahoma State	0-0-0	INJ	2-3-0	DNP	5-4-0	DNP	16-3-1	18-4-0	8-7-2	DNP	DNP	0-0-0	19-10-3	0-2-2
Texas Southern	2-2-2	INJ	1-6-0	DNP	4-3-0	DNP	11-3-5	10-4-1	7-5-0	DNP	2-2-0	0-0-0	21-11-4	7-1-2
Louisiana Tech	DNP	INJ	10-1-0	DNP	2-5-0	DNP	14-3-5	31-4-0	14-3-1	DNP	0-0-1	0-0-0	10-7-5	9-4-4
Nebraska	5-3-0	INJ	4-8-0	DNP	0-0-0	DNP	13-4-2	15-7-4	14-4-0	DNP	3-7-1	2-3-0	39-19-4	9-11-1
Louisville	0-0-2	INJ	7-3-0	DNP	0-1-0	DNP	15-3-1	18-5-5	DNP	DNP	0-2-0	0-0-0	11-9-2	17-4-0
Bethune-Cookman	3-2-0	INJ	8-8-0	DNP	0-2-0	0-0-0	6-2-3	13-4-5	DNP	0-0-0	3-0-0	2-1-0	16-13-2	14-4-2
vs. Purdue	0-1-0	INJ	0-2-0	DNP	4-2-1	DNP	12-5-2	12-3-1	3-5-0	DNP	DNP	2-0-0	18-6-4	21-3-2
vs. Richmond	0-0-0	INJ	5-8-0	DNP	2-0-1	DNP	16-2-3	12-4-1	0-4-0	DNP	0-0-0	DNP	21-13-3	18-2-0
Wright State	0-0-0	INJ	4-8-0	DNP	0-1-1	DNP	5-5-3	14-7-1	6-4-1	DNP	0-0-0	4-4-0	10-5-3	27-2-1

<b>Points Leader*</b>	<b>Season</b>	<b>Career</b>	<b>Blocks Leader*</b>	<b>Season</b>	<b>Career</b>	<b>10+ Assists</b>	<b>Season</b>	<b>Career</b>
Jericole Hellems	3	14	Manny Bates		41	<b>Double-Doubles</b>	<b>Season</b>	<b>Career</b>
Dereon Seabron	6	7	Ebenezer Dowuona	9	9	Dereon Seabron	7	8
Thomas Allen		3	Jericole Hellems	3	8	Manny Bates		2
Cam Hayes		2	Jaylon Gibson	1	2	Jericole Hellems		1
Terquavion Smith	2	2	Dereon Seabron		2	<b>Triple-Doubles</b>	<b>Season</b>	<b>Career</b>
Manny Bates		1	Terquavion Smith	2	2			
Casey Morsell	1	1	Thomas Allen		1			
			Cam Hayes	1	1			
<b>Rebounds Leader*</b>	<b>Season</b>	<b>Career</b>	Casey Morsell	1	1	<b>Free Throws in Final 4 Minutes of 2nd Half (&amp; OT)</b>		
Dereon Seabron	11	15				Casey Morsell	4-4	1.000
Manny Bates		13	<b>10+ Points</b>	<b>Season</b>	<b>Career</b>	Jaylon Gibson	2-2	1.000
Jericole Hellems		12	Jericole Hellems	10	48	Ernest Ross	2-2	1.000
Thomas Allen		1	Thomas Allen		15	Jericole Hellems	12-14	.857
Ebenezer Dowuona	1	1	Cam Hayes	9	15	Cam Hayes	6-7	.857
			Dereon Seabron	12	15	Dereon Seabron	18-24	.750
<b>Assists Leader*</b>	<b>Season</b>	<b>Career</b>	Manny Bates		14	Thomas Allen	3-4	.750
Cam Hayes	5	15	Casey Morsell	4	8	Ebenezer Dowuona	5-8	.667
Jericole Hellems	3	8	Terquavion Smith	8	8	Terquavion Smith	3-5	.600
Dereon Seabron	7	8	Ebenezer Dowuona	1	1	Breon Pass	1-2	.500
Thomas Allen		3						
Manny Bates		1	<b>20+ Points</b>	<b>Season</b>	<b>Career</b>			
Terquavion Smith	1	1	Jericole Hellems	2	6			
			Dereon Seabron	5	5			
<b>Steals Leader*</b>	<b>Season</b>	<b>Career</b>	Terquavion Smith	3	3			
Jericole Hellems	5	20	Manny Bates		1			
Dereon Seabron	4	7	Cam Hayes	1	1			
Cam Hayes		6	Casey Morsell	1	1			
Thomas Allen		3						
Terquavion Smith	3	3	<b>30+ Points</b>	<b>Season</b>	<b>Career</b>			
Ebenezer Dowuona	2	2	Jericole Hellems	1	1			
Manny Bates		1	Dereon Seabron	1	1			
Casey Morsell	1	1						
			<b>10+ Rebounds</b>	<b>Season</b>	<b>Career</b>			
			Dereon Seabron	7	8			
			Manny Bates		3			
			Jericole Hellems		1			
			<b>20+ Rebounds</b>	<b>Season</b>	<b>Career</b>			

-includes ties/NC State only



**NC STATE GAME-BY-GAME LEADERS**

<b>OPPONENT</b>	<b>RESULT</b>	<b>POINTS</b>	<b>REBOUNDS</b>	<b>ASSISTS</b>	<b>STEALS</b>	<b>BLOCKS</b>
<b>Bucknell</b>	<b>W, 88-80</b>	Jericole Hellems - 24	Dereon Seabron - 12	Cam Hayes - 4	Terquavion Smith - 4	Ebenezer Dowuona - 2
<b>Colgate</b>	<b>W, 77-74</b>	Casey Morsell - 22	Dereon Seabron - 10	Dereon Seabron - 4	Jericole Hellems - 2	Jericole Hellems - 1 Terquavion Smith - 1
<b>vs. Central Connecticut</b>	<b>W, 79-65</b>	Dereon Seabron - 24	Dereon Seabron - 9	Terquavion Smith - 5	Dereon Seabron - 3	Ebenezer Dowuona - 1 Casey Morsell - 1 Terquavion Smith - 1
<b>vs. Oklahoma State</b>	<b>L, 68-74</b>	Dereon Seabron - 19	Dereon Seabron - 10	Dereon Seabron - 3	Ebenezer Dowuona - 3	Jaylon Gibson - 2
<b>Texas Southern</b>	<b>W, 65-57</b>	Dereon Seabron - 21	Dereon Seabron - 11	Cam Hayes - 5	Dereon Seabron - 3	Cam Hayes - 2 Jericole Hellems - 2
<b>Louisiana Tech</b>	<b>W, 90-81</b>	Jericole Hellems - 31	Dereon Seabron - 7	Cam Hayes - 5 Dereon Seabron - 5	Dereon Seabron - 5	Ebenezer Dowuona - 6
<b>Nebraska</b>	<b>W, 104-100</b>	Dereon Seabron - 39	Dereon Seabron - 19	Jericole Hellems - 4 Dereon Seabron - 4	Ebenezer Dowuona - 2 Casey Morsell - 2 Dereon Seabron - 2	Ebenezer Dowuona - 8
<b>Louisville</b>	<b>L, 68-73</b>	Jericole Hellems - 18	Dereon Seabron - 9	Jericole Hellems - 5	Jericole Hellems - 3	Ebenezer Dowuona - 2
<b>Bethune-Cookman</b>	<b>W, 65-48</b>	Dereon Seabron - 16	Dereon Seabron - 13	Jericole Hellems - 5	Jericole Hellems - 3	Ebenezer Dowuona - 4
<b>vs. Purdue</b>	<b>L, 72-82</b>	Terquavion Smith - 21	Dereon Seabron - 6	Dereon Seabron - 4	Terquavion Smith - 2	Ebenezer Dowuona - 2
<b>vs. Richmond</b>	<b>L, 74-83</b>	Dereon Seabron - 21	Dereon Seabron - 13	Cam Hayes - 3 Dereon Seabron - 3	Jericole Hellems - 3	Ebenezer Dowuona - 3
<b>Wright State</b>	<b>L, 74-83</b>	Terquavion Smith - 27	Ebenezer Dowuona - 8	Cam Hayes - 3 Dereon Seabron - 3	Jericole Hellems - 2 Terquavion Smith - 2	Ebenezer Dowuona - 1 Jericole Hellems - 1

TEAM GAME-BY-GAME STATS

	DATE	RESULT	FG-A	PCT.	3FG-A	PCT.	FT-A	PCT.	REBOUNDS O-D-TOTAL	PF	PTS.	A	TO	BLK	ST	MIN.	PTS. AT HALF
Bucknell			29-63	.460	9-31	.290	3-4	.750	8-24-32	17	70	14	17	1	1	200	40
at NC State	Nov. 9	W, 88-70	33-72	.458	7-25	.280	15-20	.750	17-26-43	12	88	7	8	2	13	200	40
Colgate			25-55	.455	12-28	.429	12-15	.800	10-19-29	18	74	19	11	2	3	200	37
at NC State	Nov. 13	W, 77-74	28-57	.491	4-15	.267	17-21	.810	10-21-31	12	77	11	6	2	6	200	38
Central Connecticut			22-55	.400	9-24	.375	12-19	.632	9-26-35	20	65	12	14	1	4	200	33
vs. NC State	Nov. 16	W, 79-65	27-60	.450	11-23	.478	14-23	.609	12-28-40	18	79	15	11	3	6	200	32
Oklahoma State			24-62	.387	2-13	.154	24-31	.774	16-28-44	27	74	14	12	10	8	200	31
vs. NC State	Nov. 17	L, 68-74	17-56	.304	5-20	.250	29-35	.829	15-24-39	23	68	8	17	5	7	200	25
Texas Southern			20-65	.308	6-13	.462	11-20	.550	18-30-48	25	57	8	14	4	3	200	31
at NC State	Nov. 21	W, 65-57	22-55	.400	4-21	.190	17-29	.586	9-32-41	21	65	14	9	8	9	200	28
Louisiana Tech			30-59	.508	6-18	.333	15-18	.833	12-24-36	16	81	14	14	3	3	200	33
at NC State	Nov. 27	W, 90-81	32-62	.516	11-23	.478	15-19	.789	9-19-28	15	90	16	6	7	10	200	41
Nebraska			40-96	.417	9-37	.243	11-15	.733	14-35-49	29	100	18	16	4	11	300	39
at NC State	Dec. 1	W, 104-100	33-90	.367	6-35	.171	32-43	.744	25-45-70	19	104	12	20	11	9	300	38
Louisville			25-60	.417	11-28	.393	12-15	.800	14-32-46	16	73	15	13	3	4	200	43
at NC State	Dec. 4	L, 68-73	24-60	.400	8-28	.286	12-18	.667	7-23-30	16	68	10	6	3	6	200	29
Bethune-Cookman			21-58	.362	2-13	.154	4-6	.667	12-26-38	16	48	8	14	3	5	200	29
at NC State	Dec. 9	W, 65-48	24-60	.400	7-23	.304	10-16	.625	12-26-38	8	65	12	9	6	8	200	34
Purdue			30-60	.500	5-21	.238	17-25	.680	11-32-43	16	82	18	14	9	6	225	27
vs. NC State	Dec. 12	L, 72-82	26-62	.419	8-21	.381	12-15	.800	7-23-30	24	72	10	13	3	7	225	31
Richmond			31-59	.525	7-19	.368	14-18	.778	6-27-33	21	83	19	10	3	5	200	39
vs. NC State	Dec. 17	L, 74-83	23-61	.377	7-22	.318	21-34	.618	15-22-37	19	74	8	7	3	5	200	35
Wright State			31-59	.525	7-18	.389	15-16	.938	8-31-39	15	84	15	13	4	5	200	37
at NC State	Dec. 21	L, 70-84	29-73	.397	7-25	.280	5-9	.556	15-21-36	17	70	10	9	3	6	200	38

\* - Overtime

SPECIALTY SCORING STATS

	POINTS IN THE PAINT			POINTS OFF TOS			2ND CHANCE POINTS			FAST BREAK POINTS			BENCH POINTS		
	ST	OPP	MARGIN	ST	OPP	MARGIN	ST	OPP	MARGIN	ST	OPP	MARGIN	ST	OPP	MARGIN
Bucknell	40	28	+12	23	12	+11	18	9	+9	17	9	+8	26	9	+17
Colgate	34	24	+10	15	11	+4	12	4	+8	16	7	+9	16	25	-9
vs. Central Connecticut	30	24	+6	17	12	+5	5	7	-2	24	11	+13	30	25	+5
vs. Oklahoma State	24	42	-18	13	15	-2	14	13	+1	15	32	-17	5	56	-51
Texas Southern	32	26	+6	10	5	+5	2	11	-9	20	11	+9	15	24	-9
Louisiana Tech	30	48	-18	17	4	+13	6	13	-7	12	15	-3	11	21	-10
Nebraska	46	52	-6	22	13	+9	21	7	+14	21	22	-1	19	31	-12
Louisville	30	26	+4	12	7	+5	5	10	-5	12	11	+1	0	28	-28
Bethune-Cookman	28	34	-6	15	8	+7	16	8	+8	19	9	+10	8	9	-1
vs. Purdue	34	50	-16	19	14	+5	9	14	-5	11	10	+1	9	39	-30
vs. Richmond	30	46	-16	6	9	-3	14	3	+11	12	2	+10	2	12	-10
Wright State	32	46	-14	13	14	-1	12	14	-2	13	10	+3	10	4	+6

LEAD/DEFICIT BREAKDOWN GAME-BY-GAME

	FIRST HALF SCORE			SECOND HALF SCORE			FINAL SCORE			LARGEST		TIMES TIED	LEAD CHANGES	TIME LED MIN.
	ST	OPP	MARGIN	ST	OPP	MARGIN	ST	OPP	MARGIN	LEAD	DEFICIT			
Bucknell	40	40	-	48	30	+18	88	70	+18	21	12	3	3	19:47
Colgate	38	37	+1	39	37	+2	77	74	+3	10	2	7	12	31:56
vs. Central Connecticut	32	33	-1	47	32	+15	79	65	+14	17	6	4	6	26:50
vs. Oklahoma State	25	31	-6	43	43	-	68	74	-6	9	14	1	1	15:01
Texas Southern	28	31	-3	37	26	+11	65	57	+8	10	5	4	6	28:05
Louisiana Tech	41	33	+8	49	48	+1	90	81	+9	15	2	1	1	38:47
Nebraska	38	39	-1	32	31	+1	104	100	+4	9	14	14	13	20:20
Louisville	29	43	-14	39	30	+9	68	73	-5	5	15	4	7	15:54
Bethune-Cookman	34	29	+5	31	19	+12	65	48	+17	17	-	0	0	39:31
vs. Purdue	31	27	+4	35	39	-4	72	82	-10	13	10	1	2	38:33
vs. Richmond	35	39	-4	39	44	-5	74	83	-9	8	10	0	3	14:31
Wright State	38	37	+1	32	47	-15	70	84	-14	3	16	2	7	3:09

## Single-Game Highs &amp; Lows - NC State vs. Opponents

TEAM HIGHS	NC STATE		OPPONENTS	
POINTS	104	vs. Nebraska (12/1/21)	100	Nebraska (12/1/21)
FG MADE	33	vs. Nebraska (12/1/21)	40	Nebraska (12/1/21)
		vs. Bucknell (11/9/21)		
FG ATTEMPTS	90	vs. Nebraska (12/1/21)	96	Nebraska (12/1/21)
FG%	.516	vs. vs. Louisiana Tech (32-of-62) (11/27/21)	.525	Wright State (31-of-59) (12/21/21)
				Richmond (31-of-59) (12/17/21)
3FG MADE	11	vs. Louisiana Tech (11/27/21)	12	Colgate (11/13/21)
		vs. Central Connecticut (11/16/21)		
3FG ATTEMPTS	35	vs. Nebraska (12/1/21)	37	Nebraska (12/1/21)
3FG%	.478	vs. Louisiana Tech (11-of-23) (11/27/21)	.462	Texas Southern (6-of-13) (11/21/21)
		vs. Central Connecticut (11-of-23) (11/16/21)		
FREE THROWS MADE	32	vs. Nebraska (12/1/21)	24	Oklahoma State (11/17/21)
FREE THROW ATTEMPTS	43	vs. Nebraska (12/1/21)	31	Oklahoma State (11/17/21)
FREE THROW %	.829	vs. Oklahoma State (29-of-35) (11/17/21)	.938	Wright State (15-of-16) (12/21/21)
REBOUNDS	70	vs. Nebraska (12/1/21)	49	Nebraska (12/1/21)
OFFENSIVE REBOUNDS	25	vs. Nebraska (12/1/21)	18	Texas Southern (11/21/21)
ASSISTS	16	vs. Louisiana Tech (11/27/21)	19	2x; last by Richmond (12/17/21)
STEALS	13	vs. Bucknell (11/9/21)	11	Nebraska (12/1/21)
BLOCKED SHOTS	11	vs. Nebraska (12/1/21)	10	Oklahoma State (11/17/21)
TURNOVERS	20	vs. Nebraska (12/1/21)	17	Bucknell (11/9/21)
FOULS	24	vs. Purdue (12/12/21)	29	Nebraska (12/1/21)
TEAM LOWS	NC STATE		OPPONENTS	
POINTS	65	vs. Bethune-Cookman (12/9/21)	48	Bethune-Cookman (12/9/21)
		vs. Texas Southern (11/21/21)		
FG MADE	17	vs. Oklahoma State (11/17/21)	20	Texas Southern (11/21/21)
FG ATTEMPTS	55	vs. Texas Southern (11/21/21)	55	Central Connecticut (11/16/21)
				Colgate (11/13/21)
FG%	.304	vs. Oklahoma State (17-of-56) (11/17/21)	.308	Texas Southern (20-of-65) (11/21/21)
3FG MADE	4	vs. Texas Southern (11/21/21)	2	Bethune-Cookman (12/9/21)
		vs. Colgate (11/13/21)		Oklahoma State (11/17/21)
3FG ATTEMPTS	15	vs. Colgate (11/13/21)	13	3x; last by Bethune-Cookman (12/9/21)
3FG%	.171	vs. Nebraska (6-of-35) (12/1/21)	.154	2x; last by Bethune-Cookman (2-of-13) (12/9/21)
FREE THROWS MADE	5	vs. Wright State (12/21/21)	3	Bucknell (11/9/21)
FREE THROW ATTEMPTS	9	vs. Wright State (12/21/21)	4	Bucknell (11/9/21)
FREE THROW %	.556	vs. Wright State (5-of-9) (12/21/21)	.550	Texas Southern (11-of-20) (11/21/21)
REBOUNDS	28	vs. Louisiana Tech (11/27/21)	29	Colgate (11/13/21)
OFFENSIVE REBOUNDS	7	vs. Purdue (12/12/21)	6	Richmond (12/17/21)
		vs. Louisville (12/4/21)		
ASSISTS	7	vs. Bucknell (11/9/21)	8	2x; last by Bethune-Cookman (12/9/21)
STEALS	5	vs. Richmond (12/17/21)	1	Bucknell (11/9/21)
BLOCKED SHOTS	2	vs. Colgate (11/13/21)	1	Central Connecticut (11/16/21)
		vs. Bucknell (11/9/21)		Bucknell (11/9/21)
TURNOVERS	6	vs. Louisville (12/4/21)	10	Richmond (12/17/21)
		vs. Louisiana Tech (11/27/21)		
		vs. Colgate (11/13/21)		
FOULS	8	vs. Bethune-Cookman (12/9/21)	15	Wright State (12/21/21)
INDIVIDUAL HIGHS	NC STATE		OPPONENTS	
POINTS	39	Dereon Seabron, vs. Nebraska (12/1/21)	36	Kenneth Lofton, Jr., Louisiana Tech (11/27/21)
FG MADE	12	Terquavion Smith, vs. Wright State (12/21/21)	14	Kenneth Lofton, Jr., Louisiana Tech (11/27/21)
FG ATTEMPTS	24	Terquavion Smith, vs. Wright State (12/21/21)	23	Bryce McGowens, Nebraska (12/1/21)
FG% (min. 5 made)	1.000 (5-5)	Ebenezer Dowuona, vs. Louisiana Tech (11/27/21)	.750 (6-8)	Malik Williams, Louisville (12/4/21)
3FG MADE	6	Jericole Hellems, vs. Louisiana Tech (11/27/21)	5	Keisei Tominaga, Nebraska (12/1/21)
				Nelly Cummings, Colgate (11/13/21)
3FG ATTEMPTS	11	Jericole Hellems, vs. Louisville (12/4/21)	11	Keisei Tominaga, Nebraska (12/1/21)
3FG% (MIN. 3 MADE)	.750 (6-8)	Jericole Hellems, vs. Louisiana Tech (11/27/21)	.714 (5-7)	Nelly Cummings, Colgate (11/13/21)
FREE THROWS MADE	17	Dereon Seabron, vs. Nebraska (12/1/21)	8	Kenneth Lofton, Jr., Louisiana Tech (11/27/21)
FREE THROW ATTEMPTS	20	Dereon Seabron, vs. Nebraska (12/1/21)	11	Kenneth Lofton, Jr., Louisiana Tech (11/27/21)
FT% (MIN. 3 MADE)	1.000 (10-10)	Jericole Hellems, vs. Oklahoma State (11/17/21)	1.000 (6-6)	2x; Last by Jacob Gilyard, Richmond (12/17/21)
REBOUNDS	19	Dereon Seabron, vs. Nebraska (12/1/21)	17	Kenneth Lofton, Jr., Louisiana Tech (11/27/21)
OFFENSIVE REBOUNDS	7	Dereon Seabron, vs. Nebraska (12/1/21)	8	Kenneth Lofton, Jr., Louisiana Tech (11/27/21)
ASSISTS	5	Jericole Hellems, vs. Bethune-Cookman (12/9/21)	11	Alonzo Verge Jr., Nebraska (12/1/21)
		Jericole Hellems, vs. Louisville (12/4/21)		
		Cam Hayes, vs. Louisiana Tech (11/27/21)		
		Dereon Seabron, vs. Louisiana Tech (11/27/21)		
		Cam Hayes, vs. Texas Southern (11/21/21)		
		Terquavion Smith, vs. Central Connecticut (11/16/21)		
STEALS	5	Dereon Seabron, vs. Louisiana Tech (11/27/21)	3	2x; last by Tim Finke, Wright State (12/21/21)
BLOCKED SHOTS	8	Ebenezer Dowuona, vs. Nebraska (12/1/21)	5	Kalib Boone, Oklahoma State (11/17/21)
TURNOVERS	7	Dereon Seabron, vs. Nebraska (12/1/21)	5	Alonzo Verge Jr., Nebraska (12/1/21)
				Keaston Willis, Louisiana Tech (11/27/21)



# NC STATE 88, BUCKNELL 70

## GAME 1: NOVEMBER 9, 2021 ♦ PNC ARENA



Official Basketball Box Score -- Game Totals -- Final Statistics  
Bucknell vs NC State  
11/09/21 8:00 pm at Raleigh, NC



Bucknell 70 • 0-1,0-0 Patriot

#	Player	Total		3-Ptr		Rebounds		PF	TP	A	TO	Blk	Stl	Min
		FG-FGA	FG-FGA	FT-FTA	FT-FTA	Off	Def							
32	Jake van der Heijden	1	4-7	3-5	0-0	2	1	3	2	11	1	2	0	24
23	Andre Screen	c	5-8	0-0	0-0	1	7	8	3	10	2	1	1	23
10	Andrew Funk	g	6-15	2-9	0-0	0	4	4	3	14	3	3	0	33
11	Josh Adoh	g	4-7	2-5	2-3	1	1	2	3	12	0	1	0	20
21	Xander Rice	g	6-12	1-5	1-1	0	3	3	2	14	6	4	0	32
01	Ian Motta	g	0-4	0-4	0-0	0	2	2	0	0	0	1	0	12
03	Malachi Rhodes	g	0-3	0-2	0-0	0	4	4	2	0	0	2	0	14
05	Elvin Edmonds IV	g	2-3	1-1	0-0	0	0	0	1	5	1	1	0	17
12	Brock Newton	g	0-0	0-0	0-0	0	0	0	0	0	0	0	0	2
13	Josh Bascoe	g	0-0	0-0	0-0	0	2	2	0	0	1	1	0	6
40	Alex Timmerman	g	2-4	0-0	0-0	2	0	2	1	4	0	1	0	17
Team						2	0	2						
Totals			29-63	9-31	3-4	8	24	32	17	70	14	17	1	200
FG % 1st Half: 17-34		50.0%	2nd half: 12-29	41.4%	Game: 29-63	46.0%	Deadball Rebounds 1							
3FG % 1st Half: 5-16		31.3%	2nd half: 4-15	26.7%	Game: 9-31	29.0%								
FT % 1st Half: 1-1		100.0%	2nd half: 2-3	66.7%	Game: 3-4	75.0%								

NC State 88 • 1-0,0-0 ACC

#	Player	Total		3-Ptr		Rebounds		PF	TP	A	TO	Blk	Stl	Min
		FG-FGA	FG-FGA	FT-FTA	FT-FTA	Off	Def							
04	Jericole Hellems	f	7-13	5-5	1	3	4	3	22	0	0	0	1	34
15	Manny Bates	f	0-0	0-0	0	0	0	0	0	0	0	0	1	1
01	Dereon Seabron	g	8-13	0-1	2-4	6	6	12	1	18	1	2	0	39
03	Cam Hayes	g	3-11	1-5	2-2	1	2	3	0	9	4	1	0	22
14	Casey Morsell	g	4-8	1-4	4-7	3	3	6	0	13	0	3	0	26
00	Terquavion Smith	g	9-17	2-5	0-0	1	2	3	3	20	1	1	0	31
10	Breon Pass	g	1-3	0-2	2-2	0	3	3	4	4	1	0	0	11
11	Jaylon Gibson	g	0-1	0-0	0-0	0	2	2	0	0	0	0	0	14
12	Chase Graham	g	0-1	0-1	0-0	0	0	0	0	0	0	0	0	1
20	Alex Nunnally	g	0-0	0-0	0-0	0	0	0	0	0	0	0	0	1
21	Ebenezer Dowuona	g	1-4	0-0	0-0	4	5	9	0	2	0	2	1	25
24	Ernest Ross	g	0-1	0-0	0-0	1	0	1	1	0	0	1	0	5
Team						0	0	0						
Totals			33-72	7-25	15-20	17	26	43	12	88	7	8	2	200
FG % 1st Half: 15-38		39.5%	2nd half: 18-34	52.9%	Game: 33-72	45.8%	Deadball Rebounds 3							
3FG % 1st Half: 4-15		26.7%	2nd half: 3-10	30.0%	Game: 7-25	28.0%								
FT % 1st Half: 6-7		85.7%	2nd half: 9-13	69.2%	Game: 15-20	75.0%								

Officials: Ryan Sassano,Raymie Styons,Jamie Luckie  
Technical fouls: Bucknell-None. NC State-None.  
Attendance: 13131  
2021-22 Men's Basketball. Round: 0. Bucknell vs NC State. Played at PNC Arena.

Score by periods	1st	2nd	Total
Bucknell	40	30	70
NC State	40	48	88

Last FG - BUCK 2nd-02:23, ST 2nd-01:09.  
Largest lead - BUCK by 12 1st-15:14, ST by 21 2nd-04:42.  
BUCK led for 18:38, ST led for 19:47. Game was tied for 01:35.

Score tied - 3 times.  
Lead changed - 3 times.

# NC STATE 79, CENTRAL CONNECTICUT 65

## GAME 3: NOVEMBER 16, 2021 ♦ MOHEGAN SUN



Official Basketball Box Score -- Game Totals -- Final Statistics  
NC State vs Central Conn. St.  
11/16/21 8:00 pm at Uncasville, CT



NC State 79 • 3-0,0-0 ACC

#	Player	Total		3-Ptr		Rebounds		PF	TP	A	TO	Blk	Stl	Min
		FG-FGA	FG-FGA	FT-FTA	FT-FTA	Off	Def							
04	Jericole Hellems	f	1-5	1-3	1-2	0	2	2	5	4	0	3	0	14
21	Ebenezer Dowuona	f	1-1	0-0	1-2	1	3	4	0	3	0	1	1	20
01	Dereon Seabron	g	8-12	0-1	8-10	1	8	9	0	24	2	2	0	33
03	Cam Hayes	g	3-5	2-3	2-4	0	1	1	1	10	3	0	1	22
14	Casey Morsell	g	3-11	2-4	0-0	0	3	3	2	8	3	0	1	28
00	Terquavion Smith	g	4-11	3-7	0-1	0	3	3	3	11	5	3	1	24
05	Thomas Allen	g	3-5	2-3	0-0	0	0	0	2	8	2	0	1	21
10	Breon Pass	g	3-5	1-1	0-0	0	0	0	1	7	0	1	0	12
11	Jaylon Gibson	g	1-2	0-0	2-4	2	3	5	3	4	0	0	0	20
12	Chase Graham	g	0-0	0-0	0-0	0	0	0	0	0	0	0	0	0+
20	Alex Nunnally	g	0-0	0-0	0-0	0	0	0	0	0	0	0	0	0+
24	Ernest Ross	g	0-3	0-1	0-0	3	3	6	1	0	0	1	0	6
Team						5	2	7						
Totals			27-60	11-23	14-23	12	28	40	18	79	15	11	3	200
FG % 1st Half: 10-30		33.3%	2nd half: 17-30	56.7%	Game: 27-60	45.0%	Deadball Rebounds 4							
3FG % 1st Half: 4-11		36.4%	2nd half: 7-12	58.3%	Game: 11-23	47.8%								
FT % 1st Half: 8-12		66.7%	2nd half: 6-11	54.5%	Game: 14-23	60.9%								

Central Conn. St. 65 • 0-3,0-0 NEC

#	Player	Total		3-Ptr		Rebounds		PF	TP	A	TO	Blk	Stl	Min
		FG-FGA	FG-FGA	FT-FTA	FT-FTA	Off	Def							
12	Arian Dehnavi	c	0-1	0-0	1-2	2	2	4	4	1	0	0	0	14
01	Nigel Scantlebury	g	3-7	1-3	0-0	0	3	3	3	7	4	3	0	31
03	Ian Krishnan	g	3-10	3-6	0-0	0	2	2	3	9	1	1	0	21
11	Tre Mitchell	g	3-8	2-5	6-8	0	3	3	2	14	0	1	0	29
21	Andre Snoddy	g	4-5	0-0	1-2	1	2	3	9	2	4	0	1	26
00	Joe Ostrowsky	g	0-1	0-1	0-0	0	3	3	0	0	2	3	0	12
02	Davonte Sweetman	g	0-0	0-0	0-0	0	0	0	0	0	0	0	0	1
10	Zach Newkirk	g	1-6	0-2	0-1	0	2	2	1	2	1	1	0	24
20	Stephane Ayangma	g	3-9	0-1	4-6	2	6	8	3	10	1	0	1	22
22	Trenton McLaughlin	g	5-8	3-6	0-0	0	2	2	1	13	1	1	0	20
Team						4	1	5						
Totals			22-55	9-24	12-19	9	26	35	20	65	12	14	1	200
FG % 1st Half: 12-27		44.4%	2nd half: 10-28	35.7%	Game: 22-55	40.0%	Deadball Rebounds 3							
3FG % 1st Half: 5-13		38.5%	2nd half: 4-11	36.4%	Game: 9-24	37.5%								
FT % 1st Half: 4-8		50.0%	2nd half: 8-11	72.7%	Game: 12-19	63.2%								

Officials: Ryan Corbett,Mike Kitts Jr.,Bill Covington  
Technical fouls: NC State-None. Central Conn. St.-None.  
Attendance: 1000  
2021-22 Men's Basketball. Round: 0. Central Conn. St. vs NC State. Played at M

Score by periods	1st	2nd	Total
NC State	32	47	79
Central Conn. St.	33	32	65

Last FG - ST 2nd-00:26, CCSU 2nd-00:17.  
Largest lead - ST by 17 2nd-00:26, CCSU by 6 1st-06:09.  
ST led for 26:50, CCSU led for 08:39. Game was tied for 04:31.

Score tied - 4 times.  
Lead changed - 6 times.

# NC STATE 77, COLGATE 74

## GAME 2: NOVEMBER 13, 2020 ♦ PNC ARENA



Official Basketball Box Score -- Game Totals -- Final Statistics  
Colgate vs NC State  
11/13/21 2:00 pm at Raleigh, NC



Colgate 74 • 1-1,0-0 Patriot

#	Player	Total		3-Ptr		Rebounds					A	TO	Blk	Stl	Min
		FG-FGA	FG-FGA	FT-FTA	Off	Def	TP	PF	TP						
04	Ryan Moffatt	f	2-4	1-2	2-2	1	1	2	1	7	2	3	0	0	31
14	Keegan Records	f	3-4	0-0	0-0	2	1	3	2	6	1	2	1	0	18
00	Nelly Cummings	g	6-13	5-7	2-2	3	0	3	5	19	0	3	0	1	35
13	Jack Ferguson	g	4-9	2-6	3-3	0	3	3	0	13	3	0	0	1	32
15	Tucker Richardson	g	1-8	1-7	1-2	1	7	8	2	4	6	1	0	1	33
30	Sam Thomson		0-1	0-1	0-0	2	2	4	1	0	0	0	0	0	9
33	Oliver Lynch-Daniels		4-8	3-5	0-0	0	3	3	3	11	4	0	0	0	20
55	Jeff Woodward		5-8	0-0	4-6	0	2	2	4	14	3	2	1	0	22
Team						1	0	1							
Totals			25-55	12-28	12-15	10	19	29	18	74	19	11	2	3	200
FG % 1st Half: 13-25		52.0%	2nd half: 12-30	40.0%	Game: 25-55	45.5%									Deadball
3FG % 1st Half: 6-14		42.9%	2nd half: 6-14	42.9%	Game: 12-18	80.0%									Rebounds
FT % 1st Half: 5-8		62.5%	2nd half: 7-7	100.0%	Game: 12-15	80.0%									2,1

**NC STATE 65, TEXAS SOUTHERN 57**  
**GAME 5: NOVEMBER 21, 2021 ♦ PNC ARENA**

**NC STATE 90, LOUISIANA TECH 81**  
**GAME 6: NOVEMBER 27, 2021 ♦ PNC ARENA**



Official Basketball Box Score -- Game Totals -- Final Statistics  
Texas Southern vs NC State  
11/21/21 6:00 pm at Raleigh, NC



**Texas Southern 57 • 0-5,0-0 SWAC**

#	Player	Total			3-Ptr		Rebounds		PF	TP	A	TO	Blk	Stl	Min
		FG-FGA	FG-FGA	FT-FTA	Off	Def	Total								
05	Jordron Karl Nichola	1	2-9	0-0	1-3	1	4	5	3	5	0	2	1	0	15
24	John Walker III	1	2-8	0-0	1-2	1	3	4	4	5	0	1	0	0	17
03	PJ Henry	g	5-9	2-2	0-4	1	1	2	5	12	2	3	0	1	33
11	Jordan Gilliam	g	3-10	1-3	0-0	2	0	2	4	7	2	2	0	0	25
15	Justin Hopkins	g	1-4	1-2	1-2	1	1	2	3	4	1	2	0	0	26
00	Yahuza Rasas	g	3-7	0-0	2-3	5	8	13	2	8	2	1	1	1	28
02	A.J. Lawson	g	0-5	0-1	0-0	1	3	4	0	0	2	0	0	0	12
04	Bryson Etienne	g	2-7	1-3	2-2	1	3	4	2	7	1	1	0	0	12
12	John Jones	g	1-3	1-2	0-0	0	0	0	0	3	0	0	0	0	12
44	Brisen Gresham	g	1-3	0-0	4-4	4	5	9	2	6	0	2	0	0	20
Team						1	2	3							
Totals			20-65	6-13	11-20	18	30	48	25	57	8	14	4	3	200
FG % 1st Half: 11-38		28.9%	2nd half: 9-27		33.3%	Game: 20-65		30.8%	Deadball Rebounds						
3FG % 1st Half: 3-7		42.9%	2nd half: 3-6		50.0%	Game: 6-13		46.2%							
FT % 1st Half: 6-10		60.0%	2nd half: 5-10		50.0%	Game: 11-20		55.0%							

**NC State 65 • 4-1,0-0 ACC**

#	Player	Total			3-Ptr		Rebounds		PF	TP	A	TO	Blk	Stl	Min
		FG-FGA	FG-FGA	FT-FTA	Off	Def									
04	Jericole Hellems	f	2-9	1-3	5-6	1	3	4	5	10	1	2	2	0	22
21	Ebenezer Dowuona	f	0-3	0-0	1-2	1	5	6	4	1	0	1	1	0	22
01	Dereon Seabron	g	8-15	1-4	4-8	2	9	11	2	21	4	2	0	3	39
03	Cam Hayes	g	5-7	0-2	1-3	0	3	3	2	11	5	0	2	1	25
14	Casey Morsell	g	2-7	0-3	3-4	0	5	5	3	7	0	0	1	1	30
00	Terquavion Smith	g	2-7	2-6	1-2	0	1	1	2	7	2	0	1	1	17
05	Thomas Allen	g	1-4	0-2	0-2	0	2	2	0	2	2	0	1	2	22
10	Breon Pass	g	0-1	0-1	2-2	0	2	2	1	2	0	1	1	0	4
11	Jaylon Gibson	g	2-2	0-0	0-0	3	0	3	1	4	0	2	1	0	18
24	Ernest Ross	g	0-0	0-0	0-0	0	0	0	1	0	0	0	0	0	1
Team						2	2	4							
Totals			22-55	4-21	17-29	9	32	41	21	65	14	9	8	9	200
FG % 1st Half: 8-28		28.6%	2nd half: 14-27		51.9%	Game: 22-55		40.0%	Deadball Rebounds						
3FG % 1st Half: 3-7		42.9%	2nd half: 2-9		22.2%	Game: 4-21		19.0%							
FT % 1st Half: 10-16		62.5%	2nd half: 7-13		53.8%	Game: 17-29		58.6%							

Officials: Jemel Spearman, Jerry Heister, Raymie Stynes  
Technical fouls: Texas Southern-PJ Henry, NC State-Jericole Hellems; Cam Hayes.  
Attendance: 11806  
2021-22 Men's Basketball. Round: 0. NC State vs Texas Southern. Played at PNC

Score by periods	1st	2nd	Total
Texas Southern	31	26	57
NC State	28	37	65

Points	In	Off	2nd	Fast	Bench
TSU	26	5	11	11	24
ST	32	10	2	20	15

Last FG - TSU 2nd-00:32, ST 2nd-01:54.  
Largest lead - TSU by 5 2nd-19:32, ST by 10 2nd-00:41.  
TSU led for 07:51, ST led for 28:05. Game was tied for 03:45.

Score tied - 4 times.  
Lead changed - 6 times.

**NC STATE 104, NEBRASKA 100 (40T)**  
**GAME 7: DECEMBER 1, 2021 ♦ PNC ARENA**



Official Basketball Box Score -- Game Totals -- Final Statistics  
Nebraska vs NC State  
12/01/21 7:15 pm at Raleigh, NC



**Nebraska 100 • 5-3,0-0 Big Ten**

#	Player	Total			3-Ptr		Rebounds		PF	TP	A	TO	Blk	Stl	Min.
		FG-FGA	FG-FGA	FT-FTA	Off	Def	Tot								
11	Lat Mayen	f	3-7	2-6	0-0	1	3	4	4	8	1	2	0	1	17
13	Derrick Walker	f	5-8	0-0	2-2	4	9	13	4	12	4	3	2	2	50
23	Keon Edwards	f	0-1	0-1	0-0	1	0	1	0	0	0	0	0	0	4
01	Alonzo Verge Jr.	g	11-22	0-0	3-4	1	8	9	5	25	11	5	0	3	54
05	Bryce McGowens	g	9-23	1-5	5-7	2	7	9	3	24	0	0	1	0	58
00	C.J. Wilcher	g	1-8	0-7	0-0	0	4	4	5	2	2	0	0	0	37
10	Kobe Webster	g	3-7	1-4	0-0	0	0	0	2	7	0	1	0	0	22
08	Keisei Tominaga	g	5-14	5-11	1-1	1	1	2	1	16	0	2	0	2	44
32	Wilhelm Breidenbach	g	3-6	0-3	0-1	1	1	2	5	6	0	2	1	1	14
Team						3	2	5							
Totals			40-96	9-37	11-15	14	35	49	29	100	18	16	4	11	300
FG % 1st Half: 16-28		57.1%	2nd half: 13-35		37.1%	OT: 11-33		33.3%	Game: 40-96		41.7%	Deadball Rebounds			
3FG % 1st Half: 3-11		27.3%	2nd half: 4-14		28.6%	OT: 2-12		16.7%	Game: 9-37		24.3%				
FT % 1st Half: 4-4		100.0%	2nd half: 1-1		100.0%	OT: 6-10		60.0%	Game: 11-15		73.3%				

**NC State 104 • 6-1,0-0 ACC**

#	Player	Total			3-Ptr			Rebounds			PF	TP	A	TO	Blk	Stl	Min
		FG-FGA	FG-FGA	FT-FTA	Off	Def	Tot										
04	Jericole Hellems	f	5-18	2-8	3-5	2	5	7	5	15	4	4	0	0	0	50	
21	Ebenezer Dowuona	f	2-2	0-0	0-0	5	3	8	3	4	0	0	8	2	46		
01	Dereon Seabron	g	11-21	0-2	17-20	7	12	19	4	39	4	7	0	2	56		
03	Cam Hayes	g	5-14	0-6	3-3	1	3	4	1	13	2	2	0	1	25		
14	Casey Morsell	g	5-11	2-5	2-3	1	3	4	2	14	0	1	1	2	32		
00	Terquavion Smith	g	3-14	2-10	1-4	3	8	11	2	9	1	3	0	0	46		
05	Thomas Allen	g	1-1	0-0	3-4	2	1	3	0	5	0	0	0	1	8		
10	Breon Pass	g	1-7	0-4	1-2	0	7	7	1	3	1	0	1	1	23		
11	Jaylon Gibson	g	0-2	0-0	0-0	0	0	0	0	0	0	1	0	1	5		
24	Ernest Ross	g	0-0	0-0	2-2	2	1	3	1	2	0	1	1	1	9		
Team						2	2	4									
Totals			33-90	6-35	32-43	25	45	70	19	104	12	20	11	9	300		
FG % 1st Half: 13-31		41.9%	2nd half: 11-31		35.5%	OT: 9-28		32.1%	Game: 33-90		36.7%	Deadball Rebounds					
3FG % 1st Half: 4-11		36.4%	2nd half: 1-13		7.7%	OT: 1-11		9.1%	Game: 6-35		17.1%						
FT % 1st Half: 8-9		88.9%	2nd half: 9-15		60.0%	OT: 15-19		78.9%	Game: 32-43		74.4%						

Officials: Tony Henderson, Bill Covington Jr., Ted Valentine  
Technical fouls: Nebraska-Lat Mayen, NC State-Cam Hayes.  
Attendance: 11562  
2021-22 Men's Basketball. Round: 0. NC State vs Nebraska. Played at PNC Arena.

Score by periods	1st	2nd	OT	OT2	OT3	OT4	Total
Nebraska	39	31	4	12	6	8	100
NC State	38	32	4	12	6	12	104

Last FG - NEBR OT4-00:02, ST OT4-00:46.  
Largest lead - NEBR by 14 2nd-09:51, ST by 9 1st-10:05.  
NEBR led for 30:40, ST led for 20:20. Game was tied for 09:00.

Score tied - 14 times.  
Lead changed - 13 times.



Official Basketball Box Score -- Game Totals -- Final Statistics  
Louisiana Tech vs NC State  
11/27/21 2:00 pm at Raleigh, NC




**Louisiana Tech 81 • 4-2,0-0 C-USA**

#	Player	Total		3-Ptr		Rebounds			PF	TP	A	TO	Blk	Stl	Min
		FG-FGA	FG-FGA	FT-FTA	Off	Def	Total								
02	Kenneth Lofton, Jr.	f	14-19	0-0	8-11	8	9	17	4	36	4	3	1	1	33
00	Keaston Willis	g	1-8	1-7	4-4	1	2	3	1	7	2	5	0	2	34
03	Amorie Archibald	g	3-9	0-2	3-3	0	2	2	1	9	3	1	0	0	35
21	Exavian Christon	g	2-3	2-2	0-0	0	3	3	2	6	1	0	1	0	32
24	Cobe Williams	g	1-8	0-2	0-0	1	2	3	4	2	2	2	0	0	23
01	Kenny Hunter	g	2-3	0-0	0-0	1	2	3	0	4	0	0	1	0	7
04	Kaleb Stewart	g	4-5	2-3	0-0	0	0	0	2	10	1	0	0	0	17
11	LaDamien Bradford	g	3-3	1-1	0-0	0	2	2	0	7	1	0	0	0	11
23	David Green	g	0-1	0-1	0-0	0	0	0	2	0	0	1	0	0	8
Team						1	2	3			2				
Totals			30-59	6-18	15-18	12	24	36	16	81	14	14	3	3	200
FG % 1st Half: 12-28		42.9%	2nd half: 18-31	58.1%	Game: 30-59	50.8%									
3pt % 1st Half: 3-11		27.3%	2nd half: 3-7	42.9%	Game: 6-18	33.3%									
FT % 1st Half: 6-7		85.7%	2nd half: 9-11	81.8%	Game: 15-18	83.3%									
															Deadball Rebounds
															1

NC STATE 65, BETHUNE-COOKMAN 48  
GAME 9: DECEMBER 9, 2021 ♦ PNC ARENA


#1/1 PURDUE 82, NC STATE 72 (OT)  
GAME 10: DECEMBER 12, 2021 ♦ BARCLAYS CENTER



Official Basketball Box Score -- Game Totals -- Final Statistics

Bethune-Cookman vs NC State

12/09/21 6:30 pm at Reynolds Coliseum (Raleigh, NC)



Bethune-Cookman 48 • 1-8-0,0 SWAC


		Total	3-Ptr	Rebounds														
		FG-FGA	FG-FGA	FT-FTA	Off	Def	Total	PF	TP	A	TO	Blk	Stl	Min				
#	Player																	
13	Calvin Pouline	f	1-3	0-1	0-0	1	1	2	2	2	0	0	0	1				
22	Dylan Robertson	f	5-10	0-0	0-0	1	4	5	3	10	1	1	1	1				
23	Marcus Garrett	g	2-8	0-2	0-0	1	5	6	1	4	3	2	0	1				
30	Damani McEntire	g	3-8	0-1	3-4	2	4	6	4	9	2	3	1	1				
35	Joe French	g	6-17	2-8	0-0	0	4	4	2	14	0	3	0	0				
40	Mike West	g	2-7	0-1	1-2	0	5	5	1	5	2	2	1	0				
02	Jakobly Long	g	2-5	0-0	0-0	3	1	4	3	4	0	1	0	1				
10	Shakur Poteat	g	0-0	0-0	0-0	0	0	0	0	0	0	0	0	0				
15	Matthew Mondesir	g	0-0	0-0	0-0	0	1	1	0	0	0	0	0	1				
23	Quavon Blackwood	g	0-0	0-0	0-0	0	0	0	0	0	0	0	0	0+				
Team					4	1	5			2								
Totals			21-58	2-13	4-6	12	26	38	16	48	8	14	3	5				
FG % 1st Half: 13-30		43.3%	2nd half: 8-28	28.6%	Game: 21-58		36.2%	Deadball										
3FG % 1st Half: 2-7		28.6%	2nd half: 0-6	0.0%	Game: 2-13		15.4%	Rebounds										
FT % 1st Half: 1-2		50.0%	2nd half: 3-4	75.0%	Game: 4-6		66.7%											

NC State 65 • 7-2,0-1 ACC																		
		Total			3-Ptr	Rebounds												
##	Player	FG-FGA	FG-FGA	FT-FTA	Off	Def	Total	PF	TP	A	TO	Blk	Stl	Min				
04	Jericole Hellems	f	5-9	2-5	1-2	0	4	4	3	13	5	3	1	3	32			
21	Ebenezer Dowuona	f	3-4	0-0	2-3	5	3	8	2	8	0	1	4	0	31			
00	Terquavion Smith	g	5-12	3-7	1-1	1	3	4	1	14	2	1	0	1	35			
01	Dereon Seabron	g	8-14	0-2	0-2	4	9	13	0	16	2	2	0	2	36			
03	Cam Hayes	g	1-10	0-3	4-4	0	2	2	1	6	3	1	0	0	28			
05	Thomas Allen	g	1-4	1-2	0-0	0	2	2	0	3	0	1	0	0	18			
10	Breon Pass	g	1-4	1-3	0-0	0	0	0	0	3	0	0	0	0	8			
11	Jaylon Gibson	g	0-2	0-0	0-0	1	1	2	0	0	0	0	1	1	5			
12	Chase Graham	g	0-0	0-0	0-0	0	0	0	0	0	0	0	0	1	1			
20	Alex Nunnally	g	0-0	0-0	0-0	0	0	0	0	0	0	0	0	0	1			
24	Ernest Ross	g	0-1	0-1	2-4	1	0	1	1	2	0	0	0	0	5			
Team						0	2	2										
Totals		24-60	7-23	10-16	12	26	38	8	65	12	9	6	8	200				
FG % 1st Half: 14-32		43.8%	2nd half: 10-28	35.7%	Game: 24-60		40.0%	Deadball										
3FG % 1st Half: 4-11		36.4%	2nd half: 3-12	25.0%	Game: 7-23		30.4%	Rebounds										
FT % 1st Half: 2-5		40.0%	2nd half: 8-11	72.7%	Game: 10-16		62.5%											
										3.1								

Officials: Clare Aubry,Bill Covington Jr.,Jamie Luckie  
Technical fouls: Bethune-Cookman-None, NC State-None.  
Attendance: 5429

Score by periods	1st	2nd	Total
Bethune-Cookman	29	19	48
NC State	34	31	65


Last FG - BCU 2nd-01:56, ST 2nd-01:26.  
Largest lead - BCU None, ST by 17 2nd-00:13.  
BCU led for 00:00. ST led for 39:31. Game was tied for 00:29.



Official Basketball Box Score -- Game Totals -- Final Statistics

Purdue vs NC State

12/12/21 2:00 pm at Barclays Center (Brooklyn, NY)



Purdue 82 • 9-1,1-1 Big Ten

		Total	3-Ptr		Rebounds												
		FG-FGA	FG-FGA	FT-FTA	Off	Def	Tot	PF	TP	A	TO	Blk	Stl	Min			
##	Player																
03	Caleb Furst	f	0-1	0-0	0-0	0	1	1	0	1	3	0	0	0	13		
15	Zach Edey	c	4-7	0-0	1-3	1	6	7	0	9	0	2	2	0	12		
11	Isaiah Thompson	g	0-1	0-1	0-0	1	0	1	2	0	2	0	0	2	16		
23	Jaden Ivey	g	7-16	2-6	6-9	0	7	7	3	22	2	2	3	0	39		
55	Sasha Stefanovic	g	3-7	2-6	4-4	0	2	2	3	12	2	2	0	0	30		
00	Mason Gillis	g	3-5	1-2	2-2	2	2	4	4	9	0	0	0	0	21		
02	Eric Hunter Jr.	g	1-3	0-2	0-0	1	0	1	1	2	0	2	0	2	29		
05	Brandon Newman	g	0-4	0-4	0-0	0	0	0	0	0	0	0	0	0	8		
25	Ethan Morton	g	2-2	0-0	2-2	0	1	1	1	6	2	0	0	0	24		
50	Trevion Williams	g	10-14	0-0	2-5	4	8	12	1	22	9	3	4	2	33		
Team					2	5	7										
Totals		30-60	5-21	17-25	11	32	43	16	82	18	14	9	6	225			
FG % 1st Half: 12-29		41.4%	2nd half: 15-26	57.7%	OT: 3-5		60.0%	Game: 30-60		50.0%	Deadball						
3FG % 1st Half: 2-7		28.6%	2nd half: 2-7	28.6%	OT: 1-2		50.0%	Game: 5-21		23.8%	Rebounds						
FT % 1st Half: 1-5		20.0%	2nd half: 7-7	100.0%	OT: 0-0			Game: 17-25		68.0%							

NC State 72 • 7-3,0-1 ACC																		
#	Player		Total		3-Ptr		Rebounds								Min.			
			FG-FGA	FG-FGA	FT-FTA	Off	Def	Total	PF	TP	A	TO	Blk	Stl				
04	Jericole Hellems	f	5-11	2-5	0-1	0	3	3	4	12	1	2	1	1	42			
21	Ebenezer Dowuona	f	0-3	0-0	0-0	0	2	2	5	0	0	0	2	0	22			
00	Terquavion Smith	g	6-13	3-7	6-8	0	3	3	1	21	2	1	0	2	40			
01	Dereon Seabron	g	6-16	0-2	6-6	2	4	6	2	18	4	4	0	1	38			
03	Cam Hayes	g	5-9	2-3	0-0	0	5	5	2	12	2	3	0	1	30			
05	Thomas Allen		0-2	0-2	0-0	0	1	1	0	0	0	0	0	1	9			
11	Jaylon Gibson		2-3	0-0	0-0	2	0	2	3	4	1	0	0	1	19			
14	Casey Morsell		1-4	1-2	0-0	1	4	5	4	3	0	2	0	0	21			
24	Ernest Ross		1-1	0-0	0-0	0	0	0	2	2	0	1	0	0	4			
Team						2	1	3										
Totals			26-62	8-21	12-15	7	23	30	23	72	10	13	3	7	225			
FG % 1st Half: 11-24			45.8%	2nd half: 12-28	42.9%	OT: 3-10	30.0%	Game: 26-62	41.9%	Deadball								
3FG % 1st Half: 4-10			40.0%	2nd half: 4-8	50.0%	OT: 0-3	0.0%	Game: 8-21	38.1%	Rebounds								
FT % 1st Half: 5-7			71.4%	2nd half: 7-7	100.0%	OT: 0-1	0.0%	Game: 12-15	80.0%					0				



Officials: Paul Szlez,Brian Dorsey,DJ Carstensen  
Technical fouls: Purdue-None, NC State-TEAM.  
Attendance:

Score by periods	1st	2nd	OT	Total
Purdue	27	39	16	82
NC State	31	35	6	72

Last FG - PURDUE OT-01:41, ST OT-00:43.  
Largest lead - PURDUE by 10 OT-00:29, ST by 13 2nd-09:10.  
PURDUE led for 04:45, ST led for 38:38, Game was tied for 01:37.

RICHMOND 83, NC STATE 74  
GAME 11: DECEMBER 17, 2021 ♦ SPECTRUM CENTER

WRIGHT STATE 84, NC STATE 70  
GAME 12: DECEMBER 21, 2021 ♦ PNC ARENA

Official Basketball Box Score -- Game Totals -- Final Statistics

Richmond vs NC State

12/17/21 6:30 pm at Spectrum Center (Charlotte, NC)

Richmond 83 - 74,0-0 Atlantic

#	Player		Total		3-Ptr		Rebounds			PF	TP	A	TO	Bk	Stl	Min
			FG-FGA	FT-FTA	Off	Def	Total									
33	Tyler Burton	r	6-11	2-4	2-4	1	7	8	3	16	1	1	0	0	0	28
33	Nathan Cayo		7-12	0-0	0-0	2	2	4	5	14	4	0	0	1	30	
33	Grant Golden	r	8-15	0-3	3-3	0	7	7	3	19	2	3	0	0	31	
30	Jacob Gilyard	g	3-7	1-4	6-6	0	6	6	2	13	0	3	0	2	39	
31	Isaiah Wilson	g	3-3	2-2	1-2	0	2	3	9	1	2	0	0	0	28	
33	Nick Sherrod		1-6	0-1	4-4	0	1	2	3	0	0	0	1	19		
33	Connor Crabtree		0-1	0-0	0-0	0	0	1	0	1	0	0	0	0		
32	Matt Grace		2-2	1-1	0-0	1	1	2	0	5	1	0	2	1	10	
32	Andre Gustavson		0-1	0-0	2-2	0	0	0	1	2	0	1	0	0	6	
32	DJ Bailey		1-1	0-0	0-0	0	0	0	2	2	0	0	0	0	2	
33	Team					2	0	2								
Totals			31-59	7-19	14-18	6	27	33	21	83	19	10	3	5	200	

FG % 1st Half: 18-33 54.5%
3FG % 1st Half: 2-8 25.0%
FT % 1st Half: 1-1 100.0%

2nd half: 13-26 50.0%
2nd half: 13-17 76.5%

Game: 31-59 52.5%
Game: 14-18 77.8%

Deadball Rebounds: 31



# HEAD COACH KEVIN KEATTS

FIFTH SEASON AT NC STATE • MARSHALL '11

## CAREER HIGHLIGHTS

- Hired by NC State on March 17, 2017 as the 20th head coach in program history.
- Led the team to averages of over 80 points per game in his first two seasons. 2018-19 team averaged 80.1 points per game and scored second-most points in a single season in program history with 2,882.
- Winning percentage of 56% in conference play is the best for an NC State coach in the first two years of his career since Press Maravich went 19-9 from 1964-66.
- Led the team to five wins over ranked opponents and an 11-7 record in the ACC to finish in a tie for third place in his debut season in 2017-18.
- Finished the 2017-18 season with 21 wins, tying Everett Case for the most regular season wins by a first year head coach in program history.
- First coach in Colonial Athletic Association history to win Coach of the Year in back-to-back seasons (2015, 2016).
- Won two national prep championships (2004, 2008) as head coach at Hargrave Military Academy.
- Coached 14 players that have gone on to the NBA.

## THE KEATTS FILE

### NC STATE

(2017 - pres.)

RECORD: 79-47 (38-34 ACC)

### 2018

Regular season ACC finish: tie for third place

NCAA Tournament bid

### UNC WILMINGTON

(2014 - 2017)

RECORD: 72-28 (41-13 CAA)

### 2016, 2017

CAA Regular Season & Tournament Champions

### 2015

CAA Regular Season Champions

### LOUISVILLE

Assistant Coach

(2011 - 2014)

RECORD: 96-21

### 2014

AAC Regular Season & Tournament Champions

NCAA Sweet 16

### 2012

Big East Tournament Champions

NCAA Final Four

### HARGRAVE MILITARY ACADEMY

(1999 - 2001 & 2003 - 2011)

RECORD: 263-17

### 2010

National Prep Final Four

### 2009

National Prep Runner-Up

### 2008

National Prep Champions

### 2007

National Prep Final Four

### 2006

National Prep Runner-Up

### 2005

National Prep Runner-Up

### 2004

National Prep Champions

## KEATTS YEAR-BY-YEAR AS A HEAD COACH

YEAR	SCHOOL	RECORD	CONF.	CONF. FINISH	POSTSEASON
2014-15	UNC Wilmington	18-14	12-6	T - 1st	CIT - First Round
2015-16	UNC Wilmington	25-8	14-4	T - 1st	NCAA - First Round
2016-17	UNC Wilmington	29-6	15-3	1st	NCAA - First Round
2017-18	NC State	21-12	11-7	T - 3rd	NCAA - First Round
2018-19	NC State	24-12	9-9	8th	NIT - Quarterfinals
2019-20	NC State	20-12	10-10	5th	
2020-21	NC State	14-11	9-8	9th	NIT - Quarterfinals
2021-22	NC State	7-5			
<b>TOTALS</b>	<b>8 seasons</b>	<b>158-80</b>	<b>80-47</b>		

## KEATTS' RECORD vs. DIVISION I TEAMS

TEAM	RECORD	PCT.	TEAM	RECORD	PCT.
Alcorn State	1-0	1.000	Minnesota	0-1	.000
Appalachian State	1-0	1.000	Mount St. Mary's	1-0	1.000
Arizona	1-0	1.000	Nebraska	1-0	1.000
Auburn	1-1	.500	North Carolina	2-6	.250
Bethune-Cookman	1-0	1.000	North Florida	1-0	1.000
Boston College	5-2	.714	Northeastern	6-2	.750
Bryant	1-0	1.000	Northern Iowa	0-1	.000
Bucknell	1-0	1.000	Notre Dame	4-1	.800
Campbell	3-1	.750	Ohio	0-1	.000
Central Connecticut	1-0	1.000	Old Dominion	0-1	.000
Charleston Southern	2-0	1.000	Oklahoma State	0-1	.000
The Citadel	1-0	1.000	Penn State	2-0	1.000
Clemson	4-4	.500	Pitt	7-0	1.000
Colgate	1-0	1.000	Presbyterian	1-0	1.000
College of Charleston	8-1	.889	Purdue	0-1	.000
Colorado State	0-1	.000	Radford	1-1	.500
Davidson	1-1	.500	Richmond	0-1	.000
Delaware	6-1	.857	Robert Morris	1-0	1.000
Detroit Mercy	1-0	1.000	Saint Louis	0-1	.000
Drexel	5-1	.833	Saint Peter's	1-0	1.000
Duke	2-4	.333	Sam Houston State	0-1	.000
East Carolina	2-1	.667	Seton Hall	0-1	.000
East Tennessee State	2-0	1.000	South Carolina State	1-0	1.000
Eastern Kentucky	2-0	1.000	St. Bonaventure	1-0	1.000
Elon	4-2	.667	St. Francis Brooklyn	1-0	1.000
Evansville	1-0	1.000	Syracuse	3-3	0.500
FIU	1-0	1.000	Tennessee	0-1	.000
Florida State	1-3	.250	Texas Southern	1-0	1.000
Georgetown	0-1	.000	Toledo	1-0	1.000
Georgia Tech	0-4	.000	Towson	5-1	.833
Harvard	1-0	1.000	UMass Lowell	1-0	1.000
Hofstra	6-2	.750	UMKC	2-0	1.000
Jacksonville	1-0	1.000	UNCA	1-0	1.000
James Madison	6-0	1.000	UNCG	2-1	.667
Liberty	1-0	1.000	USC Upstate	1-0	1.000
Lipscomb	0-1	.000	Utah Valley	1-0	1.000
Little Rock	1-0	1.000	Vanderbilt	1-0	1.000
Louisiana Tech	1-0	1.000	Virginia	2-5	.286
Louisville	1-4	.200	Virginia Tech	0-2	.000
Loyola Maryland	1-0	1.000	VMI	2-0	1.000
Maine	1-0	1.000	Wake Forest	7-1	.875
Maryland Eastern Shore	1-0	1.000	Western Carolina	1-0	1.000
Memphis	0-1	.000	Western Michigan	2-0	1.000
Mercer	1-0	1.000	William & Mary	3-4	.429
Miami	3-1	.750	Wisconsin	1-1	.500
Middle Tennessee	0-1	.000	Wright State	0-1	.000





# O TERQUAVION SMITH

GUARD • FRESHMAN • 6-4 • 160 LBS.  
GREENVILLE, N.C.  
FARMVILLE CENTRAL

## SEASON STATS



## NOTING SMITH

- Has scored in double figures in five straight games and averaging 19.4 points per game over the last five outings
- Named Co-Acc Freshman of the Week on 12/13 after scoring season-best 21 points against top-ranked Purdue
- Named ACC Freshman of the Week on 12/6 after scoring 17 points on 7-of-10 shooting against Louisville and grabbing career-high 11 rebounds in win over Nebraska
- Has hit multiple three-pointers in 10 of 12 games this season
- Scored career-high 27 points on 12-of-24 shooting vs. Wright State on 12/21
- Burst onto the scene with 20 points on 9-of-17 shooting and a team-high four steals in season-opening win over Bucknell on 11/9
- 20 points are the fifth-best freshman debut in program history.
- Ranked as No. 77 overall recruit in the nation by 247Sports, No. 3 prospect in the state of North Carolina by 247Sports
- Led Farmville Central to three-straight North Carolina Class 2A State Championships. FC went 76-2 in his last three years of HS
- As a senior averaged 25.6 points, 6.0 rebounds, 5.8 assists and 3.2 steals per game to lead Farmville Central to perfect record
- Scored a career-high 50 points in win over Trinity Academy
- Capped high school career with 33 points, 10 assists and nine rebounds in 2A State Championship game to be named Charlie Adams 2A Men's Basketball Championship MVP
- Named 2021 North Carolina Gatorade Boys Basketball Player of the Year & North Carolina Mr. Basketball by Charlotte Observer
- Named State Player of the Year by the North Carolina Basketball Coaches Association

## 2021-22 GAME-BY-GAME STATS

Date	Opponent	ST	MIN	FG-FGA	Pct.	3FG-FGA	Pct.	FT-FTA	Pct.	O-D-T	PF	A	TO	BLK	STL	PTS
11/9	Bucknell		31	9-17	.529	2-5	.400	0-0	.000	1-2-3	3	1	1	0	4	20
11/13	Colgate		24	4-10	.400	2-6	.333	2-2	1.000	0-4-4	0	2	1	1	0	12
11/16	vs. Central Connecticut		24	4-11	.364	3-7	.429	0-1	.000	0-3-3	3	5	3	1	1	11
11/17	vs. Oklahoma State		16	0-5	.000	0-2	.000	0-1	.000	0-2-2	2	2	3	0	0	0
11/21	Texas Southern		17	2-7	.286	2-6	.333	1-2	.500	0-1-1	2	2	0	1	1	7
11/27	Louisiana Tech		25	3-8	.375	2-6	.333	4-8	.500	1-3-4	0	4	0	0	0	9
12/1	Nebraska		46	3-14	.214	2-10	.200	1-4	.250	3-8-11	2	1	3	0	0	9
12/4	Louisville	*	34	7-10	.700	3-5	.600	0-1	.000	0-4-4	3	0	3	1	1	17
12/9	Bethune-Cookman	*	35	5-12	.417	3-7	.429	1-1	1.000	1-3-4	1	2	1	0	1	14
12/12	vs. Purdue	*	40	6-13	.462	3-7	.429	6-8	.750	0-3-3	1	2	1	0	2	21
12/17	vs. Richmond	*	33	4-14	.286	1-5	.200	9-10	.900	0-2-2	2	0	2	0	0	18
12/21	Wright State	*	35	12-24	.500	3-10	.300	0-2	.000	0-2-2	4	1	2	0	2	27

## SMITH'S SINGLE-GAME BESTS

### POINTS

Season ..... 27, vs. Wright State (12/21/21)  
ACC ..... 17, vs Louisville (12/4/21)

### REBOUNDS

Season ..... 11, vs. Nebraska (12/1/21)  
ACC ..... 4, vs Louisville (12/4/21)

### FG MADE

Season ..... 12, vs. Wright State (12/21/21)  
ACC ..... 7, vs Louisville (12/4/21)

### FG ATTEMPTED

Season ..... 24, vs. Wright State (12/21/21)  
ACC ..... 10, vs Louisville (12/4/21)

### 3FG MADE

Season ..... 3 (5x), last vs. Wright State (12/21/21)  
ACC ..... 3, vs Louisville (12/4/21)

### 3FG ATTEMPTED

Season ..... 10 (2x), last vs. Wright State (12/21/21)  
ACC ..... 5, vs Louisville (12/4/21)

### FT MADE

Season ..... 9, vs. Richmond (12/17/21)  
ACC .....

### FT ATTEMPTED

Season ..... 10, vs. Richmond (12/17/21)  
ACC ..... 1, vs Louisville (12/4/21)

### ASSISTS

Season ..... 5, vs. Central Connecticut (11/16/21)  
ACC .....

### STEALS

Season ..... 4, vs. Bucknell (11/9/21)  
ACC ..... 1, vs Louisville (12/4/21)

### BLOCKS

Season ..... 1 (4x), last vs Louisville (12/4/21)  
ACC ..... 1, vs Louisville (12/4/21)

### MINUTES

Season ..... 46, vs. Nebraska (12/1/21)  
ACC ..... 34, vs Louisville (12/4/21)

## MISCELLANEOUS CAREER STATS

Games with 10+ points.....	8
Games with 20+ points.....	3
Games with 10+ rebounds.....	1
Games with 3+ assists.....	2
Games with 2+ steals.....	3
Games with 2+ blocks.....	0
Double-Doubles.....	0
Games led NCSU in points.....	2
Games led NCSU in rebounds.....	0
Games led NCSU in assists.....	1
Games led NCSU in steals.....	3
Games led NCSU in blocks.....	2

## SMITH'S CAREER STATS

Year	GP-GS	Min	Avg	FG-FGA	Pct	3FG-FGA	Pct	FT-FTA	Pct	Off-Def	Tot-Avg	PF-FO	A	TO	Blk	Stl	Pts	Avg
2021-22	12-5	360	30.0	59-145	.407	26-76	.342	21-34	.618	6-37	43-3.6	23-0	22	20	4	12	165	13.8



# DEREON SEABRON

GUARD • SOPHOMORE • 6-7 • 180 LBS.  
NORFOLK, VA.  
LAKE TAYLOR

## SEASON STATS

PPG	RPG	APG	FG%	3FG%	FT%
19.0	10.3	3.1	50.9	15.8	69.6

## NOTING SEABRON

- Currently ranks first in the ACC in rebounds (10.3), offensive rebounding (3.4), third in scoring (19.0), sixth in steals (1.9) and eighth in field goal percentage (50.9)
- Has posted double-doubles in seven of 12 games this season. Seven double-doubles are tied for most in the ACC
- Leads team in scoring, rebounding, assists and steals ... Only played in ACC to lead team in all four categories
- Named ACC Player of the Week on Dec. 6 after career-highs in points (39) and rebounds (19) in win over Nebraska on 12/1
- Named ACC Player of the Week on Nov. 15 for his efforts in wins over Bucknell and Colgate to open season
- Had a then career-high 21 points and added 10 rebounds in win over Colgate.
- Posted second career double-double in season-opening win over Bucknell with a then career-high 18 points and 12 rebounds.
- Last season as a redshirt freshman, appeared in 24 games, making eight starts. Averaged 5.2 points and 3.9 rebounds per game
- Settled in as season progressed, averaging 8.4 points per game over last eight outings of the season and had all three double-digit scoring games of the season during that stretch
- Led team in scoring once, rebounds four times, assists once, steals three times and blocks once

## 2021-22 GAME-BY-GAME STATS

Date	Opponent	ST	MIN	FG-FGA	Pct.	3FG-FGA	Pct.	FT-FTA	Pct.	O-D-T	PF	A	TO	BLK	STL	PTS
11/9	Bucknell	*	29	8-13	.615	0-1	.000	2-4	.500	6-6-12	1	1	2	0	3	18
11/13	Colgate	*	34	9-16	.563	0-2	.000	3-3	1.000	3-7-10	0	4	0	0	0	21
11/16	vs. Central Connecticut	*	33	8-12	.667	0-1	.000	8-10	.800	1-8-9	0	2	2	0	3	24
11/17	vs. Oklahoma State	*	36	6-11	.545	0-1	.000	7-9	.778	4-6-10	2	3	4	0	2	19
11/21	Texas Southern	*	39	8-15	.533	1-4	.250	4-8	.500	2-9-11	2	4	2	0	3	21
11/27	Louisiana Tech	*	37	5-6	.833	0-0	.000	0-0	.000	2-5-7	2	5	2	0	5	10
12/1	Nebraska	*	56	11-21	.524	0-2	.000	17-20	.850	7-12-19	4	4	7	0	2	39
12/4	Louisville	*	35	4-14	.286	0-1	.000	3-5	.600	2-7-9	1	2	1	0	0	11
12/9	Bethune-Cookman	*	36	8-14	.571	0-2	.000	0-2	.000	4-9-13	0	2	2	0	2	16
12/12	vs. Purdue	*	38	6-16	.375	0-2	.000	6-6	1.000	2-4-6	2	4	4	0	1	18
12/17	vs. Richmond	*	36	8-16	.500	1-2	.500	4-10	.400	5-8-13	3	3	3	0	0	21
12/21	Wright State	*	37	4-13	.308	1-1	1.000	1-2	.500	3-2-5	2	3	3	0	1	10

## SEABRON'S SINGLE-GAME BESTS

### POINTS

Season ..... 39, vs. Nebraska (12/1/21)  
Career ..... 39, vs. Nebraska (12/1/21)  
ACC ..... 17, at Notre Dame (3/3/21)

### REBOUNDS

Season ..... 19, vs. Nebraska (12/1/21)  
Career ..... 19, vs. Nebraska (12/1/21)  
ACC ..... 13, at Notre Dame (3/3/21)

### FG MADE

Season ..... 11, vs. Nebraska (12/1/21)  
Career ..... 11, vs. Nebraska (12/1/21)  
ACC ..... 8, at Notre Dame (3/3/21)

### FG ATTEMPTED

Season ..... 21, vs. Nebraska (12/1/21)  
Career ..... 21, vs. Nebraska (12/1/21)  
ACC ..... 14, vs. Louisville (12/4/21)

### 3FG MADE

Season ..... 1 (3x), last vs. Wright State (12/21/21)  
Career ..... 1 (8x), last vs. Wright State (12/21/21)  
ACC ..... 1 (2x), last at Notre Dame (3/3/21)

### 3FG ATTEMPTED

Season ..... 4, vs. Texas Southern (11/21/21)  
Career ..... 4, vs. Texas Southern (11/21/21)  
ACC ..... 3, at Syracuse (1/31/21)

### FT MADE

Season ..... 17, vs. Nebraska (12/1/21)  
Career ..... 17, vs. Nebraska (12/1/21)  
ACC ..... 4, at Wake Forest (2/20/21)

### FT ATTEMPTED

Season ..... 20, vs. Nebraska (12/1/21)  
Career ..... 20, vs. Nebraska (12/1/21)  
ACC ..... 5 (2x), last vs. Louisville (12/4/21)

### ASSISTS

Season ..... 5, vs. Louisiana Tech (11/27/21)  
Career ..... 5, vs. Louisiana Tech (11/27/21)  
ACC ..... 3 (2x), last at Virginia (2/24/21)

### STEALS

Season ..... 5, vs. Louisiana Tech (11/27/21)  
Career ..... 5, vs. Louisiana Tech (11/27/21)  
ACC ..... 4, at Wake Forest (2/20/21)

### BLOCKS

Season .....  
Career ..... 3, at Notre Dame (3/3/21)  
ACC ..... 3, at Notre Dame (3/3/21)

### MINUTES

Season ..... 56, vs. Nebraska (12/1/21)  
Career ..... 56, vs. Nebraska (12/1/21)  
ACC ..... 35, vs. Louisville (12/4/21)

## MISCELLANEOUS CAREER STATS

Games with 10+ points ..... 15  
Games with 20+ points ..... 5  
Games with 10+ rebounds ..... 8  
Games with 3+ assists ..... 11  
Games with 2+ steals ..... 9  
Games with 2+ blocks ..... 1  
Double-Doubles ..... 8  
Games led NCSU in points ..... 7  
Games led NCSU in rebounds ..... 15  
Games led NCSU in assists ..... 8  
Games led NCSU in steals ..... 7  
Games led NCSU in blocks ..... 1

## SEABRON'S CAREER STATS

Year	GP-GS	Min	Avg	FG-FGA	Pct	3FG-FGA	Pct	FT-FTA	Pct	Off-Def	Tot-Avg	PF-FO	A	TO	Blk	Stl	Pts	Avg
2020-21	24-8	418	17.4	50-103	.485	5-20	.250	19-33	.576	27-56	83-3.5	26-1	19	29	7	16	124	5.2
2021-22	12-12	446	37.2	85-167	.509	3-19	.158	55-79	.696	41-83	124-10.3	19-0	37	32	0	22	228	19.0
TOTALS	36-20	864	24.0	135-270	.500	8-39	.205	74-112	.661	68-139	207-5.8	45-1	56	61	7	38	352	9.8



# 3 CAM HAYES

GUARD • SOPHOMORE • 6-3 • 180 LBS.  
GREENSBORO, N.C.  
GREENSBORO DAY

## SEASON STATS

PPG

11.4

RPG

2.9

APG

2.8

FG%

36.4

3FG%

26.4

FT%

85.3

## NOTING HAYES

- Had a career-high four three-pointers and tied season-high with 16 points vs. Richmond on 12/17
- Season-high 16 points vs. Oklahoma State on 11/17
- ACC Honor Roll and Academic All-ACC Team selection last season as a true freshman
- Appeared in 23 games, making 14 starts
- Averaged 7.8 points and led team in assists at 3.1 per game.
- Ranked 14th in the ACC with 1.57 assist-to-turnover ratio
- Led team in assists in 10 games, in steals in six games and in scoring twice
- Ranked as consensus four-star prospect
- No. 68 player nationally by 247Sports and No. 76 overall by Rivals

## 2021-22 GAME-BY-GAME STATS

Date	Opponent	ST	MIN	FG-FGA	Pct.	3FG-FGA	Pct.	FT-FTA	Pct.	O-D-T	PF	A	TO	BLK	STL	PTS
11/9	Bucknell	*	22	3-11	.273	1-5	.200	2-2	1.000	1-2-3	0	4	1	0	1	9
11/13	Colgate	*	26	5-12	.417	0-2	.000	0-0	.000	1-0-1	1	1	0	0	1	10
11/16	vs. Central Connecticut	*	22	3-5	.600	2-3	.667	2-4	.500	0-1-1	1	3	0	0	1	10
11/17	vs. Oklahoma State	*	31	4-16	.250	2-7	.286	6-6	1.000	0-3-3	2	1	2	1	1	16
11/21	Texas Southern	*	25	5-7	.714	0-2	.000	1-3	.333	0-3-3	2	5	0	2	1	11
11/27	Louisiana Tech	*	27	3-7	.429	0-2	.000	8-8	1.000	0-3-3	1	5	1	0	2	14
12/1	Nebraska	*	25	5-14	.357	0-6	.000	3-3	1.000	1-3-4	1	2	2	0	1	13
12/4	Louisville	*	26	5-12	.417	2-6	.333	3-4	.750	0-3-3	3	1	0	0	1	15
12/9	Bethune-Cookman	*	28	1-10	.100	0-3	.000	4-4	1.000	0-2-2	1	3	1	0	0	6
12/12	vs. Purdue	*	30	5-9	.556	2-3	.667	0-0	.000	0-5-5	2	2	3	0	1	12
12/17	vs. Richmond	*	27	6-14	.429	4-8	.500	0-0	.000	0-2-2	5	3	0	0	0	16
12/21	Wright State	*	26	2-12	.167	1-6	.167	0-0	.000	1-4-5	4	3	1	0	1	5

## HAYES' SINGLE-GAME BESTS

### POINTS

Season ..... 16 (2x), last vs. Richmond (12/17/21)  
Career ..... 20, at Notre Dame (3/3/21)  
ACC ..... 20, at Notre Dame (3/3/21)

### REBOUNDS

Season ..... 5 (2x), last vs. Wright State (12/21/21)  
Career ..... 5 (5x), last vs. Wright State (12/21/21)  
ACC ..... 5 (2x), last vs. Pitt (2/28/21)

### FG MADE

Season ..... 6, vs. Richmond (12/17/21)  
Career ..... 7 (2x), last at Notre Dame (3/3/21)  
ACC ..... 7, at Notre Dame (3/3/21)

### FG ATTEMPTED

Season ..... 16, vs. Oklahoma State (11/17/21)  
Career ..... 16, vs. Oklahoma State (11/17/21)  
ACC ..... 12, vs. Louisville (12/4/21)

### 3FG MADE

Season ..... 4, vs. Richmond (12/17/21)  
Career ..... 4, vs. Richmond (12/17/21)  
ACC ..... 3 (4x), last at Notre Dame (3/3/21)

### 3FG ATTEMPTED

Season ..... 8, vs. Richmond (12/17/21)  
Career ..... 8, vs. Richmond (12/17/21)  
ACC ..... 6 (2x), last vs. Louisville (12/4/21)

### FT MADE

Season ..... 8, vs. Louisiana Tech (11/27/21)  
Career ..... 8, vs. Louisiana Tech (11/27/21)  
ACC ..... 7, at Virginia (2/24/21)

### FT ATTEMPTED

Season ..... 8, vs. Louisiana Tech (11/27/21)  
Career ..... 8 (3x), last vs. Louisiana Tech (11/27/21)  
ACC ..... 8 (2x), last at Virginia (2/24/21)

### ASSISTS

Season ..... 5 (2x), last vs. Louisiana Tech (11/27/21)  
Career ..... 9, at Pitt (2/17/21)  
ACC ..... 9, at Pitt (2/17/21)

### STEALS

Season ..... 2, vs. Louisiana Tech (11/27/21)  
Career ..... 4, vs. Charleston Southern (11/25/20)  
ACC ..... 3 (2x), last at Wake Forest (2/20/21)

### BLOCKS

Season ..... 2, vs. Texas Southern (11/21/21)  
Career ..... 2, vs. Texas Southern (11/21/21)  
ACC ..... 0

### MINUTES

Season ..... 31, vs. Oklahoma State (11/17/21)  
Career ..... 36, vs. Davidson (3/18/21)  
ACC ..... 34, vs. Pitt (2/28/21) Season

## MISCELLANEOUS CAREER STATS

Games with 10+ points ..... 14  
Games with 20+ points ..... 1  
Games with 10+ rebounds ..... 0  
Games with 3+ assists ..... 20  
Games with 2+ steals ..... 8  
Games with 2+ blocks ..... 1  
Double-Doubles ..... 0  
Games led NCSU in points ..... 2  
Games led NCSU in rebounds ..... 0  
Games led NCSU in assists ..... 15  
Games led NCSU in steals ..... 5  
Games led NCSU in blocks ..... 1

## HAYES' CAREER STATS

Year	GP-GS	Min	Avg	FG-FGA	Pct	3FG-FGA	Pct	FT-FTA	Pct	Off-Def	Tot-Avg	PF-FO	A	TO	Blk	Stl	Pts	Avg
2020-21	23-14	540	23.5	61-158	.386	28-77	.364	30-41	.732	6-49	55-2.4	36-1	72	46	1	29	180	7.8
2021-22	12-12	315	26.3	47-129	.364	14-53	.264	29-34	.853	4-31	35-2.9	23-1	33	11	3	11	137	11.4
TOTALS	35-26	855	24.4	108-287	.376	42-130	.323	59-75	.787	10-80	90-2.6	59-2	105	57	4	40	317	9.1



# 4 JERICOLE HELMS

FORWARD • SENIOR • 6-7 • 200 LBS.  
ST. LOUIS, MO.  
CHAMINADE

## SEASON STATS

PPG	RPG	APG	FG%	3FG%	FT%
14.4	4.3	1.7	39.3	39.7	79.2

## NOTING HELMS

- Ranks 17th in the ACC in scoring (14.4) and 8th in free throw percentage (79.2%)
- Has scored in double figures in nine straight games
- Scored career-high 31 points in win over Louisiana Tech on 11/27. Made a career-best 10 field goals, while connecting on a career-high 6 three-pointers. Six three-pointers tie for the most by an ACC player this season
- Scored 18 points, hitting a perfect 10-of-10 from the foul line vs. Oklahoma State on 11/17
- Led team with 22 points on 7-13 shooting in season-opening win over Bucknell.
- Team's top returning scorer
- Named Honorable Mention All-ACC for the 2020-21 season
- One of only two players on last year's team to play in all 25 games ... Made 24 starts
- Averaged 12.9 points and 5.0 rebounds per game
- Hit 31 three-pointers, second-most on the team, and led team in three-point field goal percentage at 38.3 percent
- Averaged 9.5 points and 3.4 rebounds per game as a sophomore in 2019-20
- Played at Chaminade High School in St. Louis. Finished career ranked third in school history in career points.
- Was high school teammates with Jayson Tatum at Chaminade in his freshman and sophomore seasons.

## 2021-22 GAME-BY-GAME STATS

Date	Opponent	ST	MIN	FG-FGA	Pct.	3FG-FGA	Pct.	FT-FTA	Pct.	O-D-T	PF	A	TO	BLK	STL	PTS
11/9	Bucknell	*	34	7-13	.538	3-7	.429	5-5	1.000	1-3-4	3	0	0	0	1	22
11/13	Colgate	*	36	2-7	.286	0-1	.000	0-0	.000	0-4-4	4	2	2	1	2	4
11/16	vs. Central Connecticut	*	14	1-5	.200	1-3	.333	1-2	.500	0-2-2	5	0	3	0	0	4
11/17	vs. Oklahoma State	*	36	3-11	.273	2-5	.400	10-10	1.000	1-3-4	5	0	4	0	1	18
11/21	Texas Southern	*	22	2-9	.222	1-3	.333	5-6	.833	1-3-4	5	1	2	2	0	10
11/27	Louisiana Tech	*	32	10-19	.526	6-8	.750	5-5	1.000	1-3-4	4	0	1	0	0	31
12/1	Nebraska	*	50	5-18	.278	2-8	.250	3-5	.600	2-5-7	5	4	4	0	0	15
12/4	Louisville	*	35	5-16	.313	3-11	.273	5-6	.833	1-4-5	3	5	1	0	3	18
12/9	Bethune-Cookman	*	32	5-9	.556	2-5	.400	1-2	.500	0-4-4	3	5	3	1	3	13
12/12	vs. Purdue	*	42	5-11	.455	2-5	.400	0-1	.000	0-3-3	4	1	2	1	1	12
12/17	vs. Richmond	*	39	2-6	.333	1-3	.333	7-10	.700	1-3-4	3	1	1	0	3	12
12/21	Wright State	*	40	6-11	.545	2-4	.500	0-1	.000	2-5-7	3	1	1	1	2	14

## HELMS' SINGLE-GAME BESTS

### POINTS

Season ..... 31, vs. Louisiana Tech (11/27/21)  
Career ..... 31, vs. Louisiana Tech (11/27/21)  
ACC ..... 24, at Syracuse (1/31/21)

### REBOUNDS

Season ..... 7 (2x), last vs. Wright State (12/21/21)  
Career ..... 9 (3x), last vs. Pitt (2/28/21)  
ACC ..... 9 (2x), last vs. Pitt (2/28/21)

### FG MADE

Season ..... 10, vs. Louisiana Tech (11/27/21)  
Career ..... 10, vs. Louisiana Tech (11/27/21)  
ACC ..... 9 (2x), last vs. Virginia (2/3/21)

### FG ATTEMPTED

Season ..... 19, vs. Louisiana Tech (11/27/21)  
Career ..... 19 (2x), last vs. Louisiana Tech (11/27/21)  
ACC ..... 19, at Syracuse (1/31/21)

### 3FG MADE

Season ..... 6, vs. Louisiana Tech (11/27/21)  
Career ..... 6, vs. Louisiana Tech (11/27/21)  
ACC ..... 3 (2x), last vs. Louisville (12/4/21)

### 3FG ATTEMPTED

Season ..... 11, vs. Louisville (12/4/21)  
Career ..... 11, vs. Louisville (12/4/21)  
ACC ..... 11, vs. Louisville (12/4/21)

### FT MADE

Season ..... 10, vs. Oklahoma State (11/17/21)  
Career ..... 10, vs. Oklahoma State (11/17/21)  
ACC ..... 9, vs. Boston College (12/30/20)

### FT ATTEMPTED

Season ..... 10 (2x), last vs. Richmond (12/17/21)  
Career ..... 11, vs. Boston College (12/30/20)  
ACC ..... 11, vs. Boston College (12/30/20)

### ASSISTS

Season ..... 5 (2x), last vs. Bethune-Cookman (12/9/21)  
Career ..... 6, vs. Little Rock (11/23/19)  
ACC ..... 5 (3x), last vs. Louisville (12/4/21)

### STEALS

Season ..... 3 (3x), last vs. Richmond (12/17/21)  
Career ..... 4, vs. Little Rock (11/23/19)  
ACC ..... 3 (3x), last vs. Louisville (12/4/21)

### BLOCKS

Season ..... 2, vs. Texas Southern (11/21/21)  
Career ..... 2 (2x), last vs. Texas Southern (11/21/21)  
ACC ..... 1 (13x), last at Notre Dame (3/3/21)

### MINUTES

Season ..... 50, vs. Nebraska (12/1/21)  
Career ..... 50, vs. Nebraska (12/1/21)  
ACC ..... 38, at Virginia (2/24/21)

## MISCELLANEOUS CAREER STATS

Games with 10+ points.....	49
Games with 20+ points.....	6
Games with 10+ rebounds.....	0
Games with 3+ assists.....	14
Games with 2+ steals.....	23
Games with 2+ blocks.....	2
Double-Doubles.....	0
Games led NCSU in points.....	15
Games led NCSU in rebounds.....	10
Games led NCSU in assists.....	8
Games led NCSU in steals.....	18
Games led NCSU in blocks.....	8

## HELMS' CAREER STATS

Year	GP-GS	Min	Avg	FG-FGA	Pct	3FG-FGA	Pct	FT-FTA	Pct	Off-Def	Tot-Avg	PF-FO	A	TO	Blk	Stl	Pts	Avg
2018-19	36-0	491	13.6	71-184	.386	22-69	.319	27-36	.750	34-57	91-2.5	66-1	24	36	10	13	191	5.3
2019-20	31-17	791	25.5	103-255	.404	34-103	.330	53-68	.779	41-65	106-3.4	89-1	32	42	8	20	293	9.5
2020-21	25-24	786	31.4	119-263	.452	31-81	.383	54-70	.771	36-90	126-5.0	70-4	44	50	6	27	323	12.9
2021-22	12-12	412	34.3	53-135	.393	25-63	.397	42-53	.792	10-42	52-4.3	47-4	20	24	6	16	173	14.4
TOTALS	104-53	2480	23.8	346-837	.413	112-316	.354	176-227	.775	121-254	375-3.6	272-10	119	152	30	76	980	9.4





# 5 THOMAS ALLEN

GUARD • SENIOR • 6-1 • 175 LBS.  
RALEIGH, N.C.  
BREWSTER ACADEMY (NEBRASKA)

## SEASON STATS



## NOTING ALLEN

- Appeared in 17 games, making 15 starts last season for the Pack
- Missed final eight games of the season because of an ankle injury
- Averaged 7.4 points and 2.5 rebounds per game
- Sat out 2019-20 season as a transfer from Nebraska
- Averaged 8.7 points per game as a sophomore for the Cornhuskers. Also averaged 2.0 assists and 1.3 steals per game. Ranked eighth in the Big Ten in steals per game
- Originally signed with NC State in fall of 2016, but was released from NLI after Kevin Keatts became head coach. After two years at Nebraska, Allen chose to comeback to his hometown and transferred to NC State
- Was top-100 prospect in Class of 2017

## 2021-22 GAME-BY-GAME STATS

Date	Opponent	ST	MIN	FG-FGA	Pct.	3FG-FGA	Pct.	FT-FTA	Pct.	O-D-T	PF	A	TO	BLK	STL	PTS
11/9	Bucknell															
11/13	Colgate	3	0-0	.000	0-0	.000	0-0	.000	0-0-0	0	0	0	0	0	0	0
11/16	vs. Central Connecticut	21	3-5	.600	2-3	.667	0-0	.000	0-0-0	2	2	0	0	1	8	
11/17	vs. Oklahoma State	12	0-1	.000	0-1	.000	0-0	.000	0-0-0	0	0	0	0	0	0	0
11/21	Texas Southern	22	1-4	.250	0-2	.000	0-2	.000	0-2-2	0	2	0	1	2	2	
11/27	Louisiana Tech															
12/1	Nebraska	8	1-1	1.000	0-0	.000	3-4	.750	2-1-3	0	0	0	0	1	5	
12/4	Louisville	17	0-4	.000	0-4	.000	0-0	.000	0-0-0	0	2	0	0	1	0	0
12/9	Bethune-Cookman	18	1-4	.250	1-2	.500	0-0	.000	0-2-2	0	0	1	0	0	3	
12/12	vs. Purdue	9	0-2	.000	0-2	.000	0-0	.000	0-1-1	0	0	0	0	1	0	0
12/17	vs. Richmond	3	0-0	.000	0-0	.000	0-0	.000	0-0-0	0	0	0	0	1	0	0
12/21	Wright State	4	0-1	.000	0-0	.000	0-0	.000	0-0-0	0	0	0	0	0	0	0

## ALLEN'S SINGLE-GAME BESTS

### POINTS

Season ..... 8, vs. Central Connecticut (11/16/21)  
Career ..... 18 (2x), last at Purdue (2/9/19)  
ACC ..... 17, vs. Syracuse (2/9/21)

### REBOUNDS

Season ..... 3, vs. Nebraska (12/1/21)  
Career ..... 9, vs. Minnesota (2/13/19)  
ACC ..... 6, vs. Boston College (12/30/20)

### FG MADE

Season ..... 3, vs. Central Connecticut (11/16/21)  
Career ..... 7, vs. Creighton (12/8/18)  
ACC ..... 6, at Florida State (1/13/21)

### FG ATTEMPTED

Season ..... 5, vs. Central Connecticut (11/16/21)  
Career ..... 12, at Illinois (2/2/19)  
ACC ..... 10, vs. Syracuse (2/9/21)

### 3FG MADE

Season ..... 2, vs. Central Connecticut (11/16/21)  
Career ..... 5, at Purdue (2/9/19)  
ACC ..... 4 (3x), last vs. Syracuse (2/9/21)

### 3FG ATTEMPTED

Season ..... 4, vs. Louisville (12/4/21)  
Career ..... 8, vs. Syracuse (2/9/21)  
ACC ..... 8, vs. Syracuse (2/9/21)

### FT MADE

Season ..... 3, vs. Nebraska (12/1/21)  
Career ..... 5, vs. Syracuse (2/9/21)  
ACC ..... 5, vs. Syracuse (2/9/21)

### FT ATTEMPTED

Season ..... 4, vs. Nebraska (12/1/21)  
Career ..... 6, vs. Syracuse (2/9/21)  
ACC ..... 6, vs. Syracuse (2/9/21)

### ASSISTS

Season ..... 2 (3x), last vs. Louisville (12/4/21)  
Career ..... 5 (2x), last at Penn State (2/19/19)  
ACC ..... 4 (2x), last vs. Duke (2/13/21)

### STEALS

Season ..... 2, vs. Texas Southern (11/21/21)  
Career ..... 5, vs. Missouri State (11/19/18)  
ACC ..... 3, at Boston College (2/6/21)

### BLOCKS

Season ..... 1, vs. Texas Southern (11/21/21)  
Career ..... 2, at Boston College (2/6/21)  
ACC ..... 2, at Boston College (2/6/21)

### MINUTES

Season ..... 22, vs. Texas Southern (11/21/21)  
Career ..... 38, vs. Northwestern (2/16/19)  
ACC ..... 36, at Syracuse (1/31/21)

## MISCELLANEOUS CAREER STATS

Games with 10+ points ..... 15  
Games with 20+ points ..... 0  
Games with 10+ rebounds ..... 0  
Games with 3+ assists ..... 15  
Games with 2+ steals ..... 19  
Games with 2+ blocks ..... 1  
Double-Doubles ..... 0  
Games led NCSU in points ..... 3  
Games led NCSU in rebounds ..... 1  
Games led NCSU in assists ..... 3  
Games led NCSU in steals ..... 2  
Games led NCSU in blocks ..... 1

## ALLEN'S CAREER STATS

Year	GP-GS	Min	Avg	FG-FGA	Pct	3FG-FGA	Pct	FT-FTA	Pct	Off-Def	Tot-Avg	PF-FO	A	TO	Blk	Stl	Pts	Avg
2017-18 (at Nebraska)	32-0	318	9.9	34-86	.395	17-48	.354	16-20	.800	5-26	31-1.0	8-0	17	20	0	7	101	3.2
2018-19 (at Nebraska)	29-25	874	30.1	96-220	.436	36-99	.364	25-29	.862	10-71	81-2.8	29-0	59	29	6	38	253	8.7
2020-21	17-15	450	26.5	43-118	.364	25-66	.379	15-19	.789	7-35	42-2.5	24-0	28	22	2	22	126	7.4
2021-22	10-0	117	11.7	6-22	.273	3-14	.214	3-6	.500	2-6	8-0.8	2-0	6	1	1	7	18	1.8
TOTALS	88-40	1762	20.0	179-446	.401	81-227	.357	59-74	.797	24-138	162-1.8	63-0	110	73	9	74	498	5.7



# 10 BREON PASS

GUARD • FRESHMAN • 6-0 • 175 LBS.  
REIDSVILLE, N.C.  
REIDSVILLE

## SEASON STATS



## NOTING PASS

- Played season-high 23 minutes, including a majority of the 40Ts, grabbed season-best 7 rebounds in win over Nebraska on 12/1.
- Made program-debut on 11/9 against Bucknell, finished with four points, one steal and one assist in 11 minutes.
- One of the top dual-sport athletes in the class of 2021
- Had Power-5 offers to play college football and basketball
- Ranked as a four-star prospect by 247Sports ... No. 125 overall prospect and No. 6 prospect in the state of North Carolina by 247Sports
- Named 2021 North Carolina High School Athletic Association Male Athlete of the Year
- Finished his career in high school, owning 13 school and county records in basketball
- Finished with 2,219 career points which is a school and county record
- Had numerous football scholarship offers, including NC State, North Carolina, South Carolina, Tennessee, Texas A&M and Virginia Tech
- Finished high school career with 118 receptions for 2,194 yards and 48 touchdowns
- Won three consecutive state football championships
- Caught 35 passes for 758 yards and 11 touchdowns, earning HighSchoolOT All-State honors as a senior

## 2021-22 GAME-BY-GAME STATS

Date	Opponent	ST	MIN	FG-FGA	Pct.	3FG-FGA	Pct.	FT-FTA	Pct.	O-D-T	PF	A	TO	BLK	STL	PTS
11/9	Bucknell		11	1-3	.333	0-2	.000	2-2	1.000	0-3-3	4	1	0	0	1	4
11/13	Colgate		8	0-0	.000	0-0	.000	0-0	.000	0-0-0	1	1	2	0	0	0
11/16	vs. Central Connecticut		12	3-5	.600	1-1	1.000	0-0	.000	0-0-0	1	0	1	0	0	7
11/17	vs. Oklahoma State															
11/21	Texas Southern		4	0-1	.000	0-1	.000	2-2	1.000	0-2-2	1	0	1	0	1	2
11/27	Louisiana Tech		5	0-1	.000	0-1	.000	0-0	.000	0-0-0	0	1	1	0	0	0
12/1	Nebraska		23	1-7	.143	0-4	.000	1-2	.500	0-7-7	1	1	0	1	1	3
12/4	Louisville		13	0-1	.000	0-1	.000	0-0	.000	0-2-2	0	0	1	0	0	0
12/9	Bethune-Cookman		8	1-4	.250	1-3	.333	0-0	.000	0-0-0	0	0	0	0	0	3
12/12	vs. Purdue															
12/17	vs. Richmond		4	0-2	.000	0-1	.000	0-0	.000	0-0-0	0	0	1	0	0	0
12/21	Wright State		1	0-1	.000	0-1	.000	0-0	.000	0-0-0	0	0	0	0	0	0

## PASS' SINGLE-GAME BESTS

### POINTS

Season ..... 7, vs. Central Connecticut (11/16/21)  
ACC.....

### REBOUNDS

Season ..... 7, vs. Nebraska (12/1/21)  
ACC..... 2, vs. Louisville (12/4/21)

### FG MADE

Season ..... 3, vs. Central Connecticut (11/16/21)  
ACC.....

### FG ATTEMPTED

Season ..... 7, vs. Nebraska (12/1/21)  
ACC..... 1, vs. Louisville (12/4/21)

### 3FG MADE

Season ..... 1 (2x), last vs. Bethune-Cookman (12/9/21)  
ACC.....

### 3FG ATTEMPTED

Season ..... 4, vs. Nebraska (12/1/21)  
ACC..... 1, vs. Louisville (12/4/21)

### FT MADE

Season ..... 2 (2x), last vs. Texas Southern (11/21/21)  
ACC.....

### FT ATTEMPTED

Season ..... 2 (3x), last vs. Nebraska (12/1/21)  
ACC.....

### ASSISTS

Season ..... 1 (4x), last vs. Nebraska (12/1/21)  
ACC.....

### STEALS

Season ..... 1 (3x), last vs. Nebraska (12/1/21)  
ACC.....

### BLOCKS

Season ..... 1, vs. Nebraska (12/1/21)  
ACC.....

### MINUTES

Season ..... 23, vs. Nebraska (12/1/21)  
ACC..... 13, vs. Louisville (12/4/21)

## MISCELLANEOUS CAREER STATS

Games with 10+ points.....	0
Games with 20+ points.....	0
Games with 10+ rebounds.....	0
Games with 3+ assists.....	0
Games with 2+ steals.....	0
Games with 2+ blocks.....	0
Double-Doubles.....	0
Games led NCSU in points.....	0
Games led NCSU in rebounds.....	0
Games led NCSU in assists.....	0
Games led NCSU in steals.....	0
Games led NCSU in blocks.....	0

## PASS' CAREER STATS

Year	GP-GS	Min	Avg	FG-FGA	Pct	3FG-FGA	Pct	FT-FTA	Pct	Off-Def	Tot-Avg	PF-FO	A	TO	Blk	Stl	Pts	Avg
2021-22	10-0	89	8.9	6-25	.240	2-15	.133	5-6	.833	0-14	14-14	8-0	4	7	1	3	19	1.9



# JAYLON GIBSON

FORWARD • SOPHOMORE • 6-10 • 220 LBS.  
ZEBULON, N.C.  
GRACE CHRISTIAN SCHOOL

## SEASON STATS

PPG	RPG	BPG	FG%	3FG%	FT%
2.1	2.3	0.4	43.5	-	50.0

## NOTING GIBSON

- Appeared in 17 games as a true freshman last season. Averaged 0.8 points and 0.9 rebounds per game.
- Ranked as one of top seniors in North Carolina in Class of 2020
- Played junior and senior seasons of high school at Grace Christian School in Cary
- Averaged 16 points and 11 rebounds as a senior to lead Eagles to 21-12 record
- Averaged 15.1 points, 8.5 rebounds and 2.7 blocks per game, while shooting 64 percent from the floor as a junior

## 2021-22 GAME-BY-GAME STATS

Date	Opponent	ST	MIN	FG-FGA	Pct.	3FG-FGA	Pct.	FT-FTA	Pct.	O-D-T	PF	A	TO	BLK	STL	PTS
11/9	Bucknell		14	0-1	.000	0-0	.000	0-0	.000	0-2-2	0	0	0	0	0	0
11/13	Colgate		15	2-3	.667	0-0	.000	0-0	.000	2-1-3	1	1	1	0	1	4
11/16	vs. Central Connecticut		20	1-2	.500	0-0	.000	2-4	.500	2-3-5	3	0	0	0	0	4
11/17	vs. Oklahoma State		16	1-3	.333	0-0	.000	3-4	.750	3-1-4	2	0	1	2	0	5
11/21	Texas Southern		18	2-2	1.000	0-0	.000	0-0	.000	3-0-3	1	0	2	1	0	4
11/27	Louisiana Tech		12	1-3	.333	0-0	.000	0-2	.000	3-2-5	3	0	1	1	0	2
12/1	Nebraska		5	0-2	.000	0-0	.000	0-0	.000	0-0-0	0	0	1	0	0	0
12/4	Louisville		5	0-0	.000	0-0	.000	0-0	.000	1-0-1	1	0	0	0	0	0
12/9	Bethune-Cookman		5	0-2	.000	0-0	.000	0-0	.000	1-1-2	0	0	0	1	1	0
12/12	vs. Purdue		19	2-3	.667	0-0	.000	0-0	.000	2-0-2	3	1	0	0	1	4
12/17	vs. Richmond		9	1-1	1.000	0-0	.000	0-0	.000	0-0-0	1	1	0	0	1	2
12/21	Wright State		5	0-1	.000	0-0	.000	0-0	.000	1-0-1	0	1	0	0	0	0

## GIBSON'S SINGLE-GAME BESTS

### POINTS

Season ..... 5, vs. Oklahoma State (11/17/21)  
Career ..... 5 (2x), last vs. Oklahoma State (11/17/21)  
ACC.....

### REBOUNDS

Season ..... 5 (2x), last vs. Louisiana Tech (11/27/21)  
Career ..... 5 (2x), last vs. Louisiana Tech (11/27/21)  
ACC.....2, at Boston College (2/6/21)

### FG MADE

Season ..... 2 (3x), last vs. Purdue (12/12/21)  
Career ..... 2 (4x), last vs. Purdue (12/12/21)  
ACC.....

### FG ATTEMPTED

Season ..... 3 (4x), last vs. Purdue (12/12/21)  
Career ..... 3 (5x), last vs. Purdue (12/12/21)  
ACC.....2, at Boston College (2/6/21)

### 3FG MADE

Season .....  
Career .....  
ACC.....

### 3FG ATTEMPTED

Season .....  
Career .....1, vs. Charleston Southern (11/26/20)  
ACC.....

### FT MADE

Season .....3, vs. Oklahoma State (11/17/21)  
Career ..... 3 (2x), last vs. Oklahoma State (11/17/21)  
ACC.....

### FT ATTEMPTED

Season ..... 4 (2x), last vs. Oklahoma State (11/17/21)  
Career ..... 4 (4x), last vs. Oklahoma State (11/17/21)  
ACC.....

### ASSISTS

Season .....1 (4x), last vs. Wright State (12/21/21)  
Career .....1 (4x), last vs. Wright State (12/21/21)  
ACC.....

### STEALS

Season .....1 (4x), last vs. Richmond (12/17/21)  
Career .....1 (5x), last vs. Richmond (12/17/21)  
ACC.....

### BLOCKS

Season .....2, vs. Oklahoma State (11/17/21)  
Career ..... 2, vs. Oklahoma State (11/17/21)  
ACC.....1, at Florida State (1/13/21)

### MINUTES

Season .....20, vs. Central Connecticut (11/16/21)  
Career .....20, vs. Central Connecticut (11/16/21)  
ACC.....11, at Florida State (1/13/21)

## MISCELLANEOUS CAREER STATS

Games with 10+ points.....	0
Games with 20+ points.....	0
Games with 10+ rebounds.....	0
Games with 3+ assists.....	0
Games with 2+ steals.....	0
Games with 2+ blocks.....	1
Double-Doubles.....	0
Games led NCSU in points.....	0
Games led NCSU in rebounds.....	0
Games led NCSU in assists.....	0
Games led NCSU in steals.....	0
Games led NCSU in blocks.....	2

## GIBSON'S CAREER STATS

Year	GP-GS	Min	Avg	FG-FGA	Pct	3FG-FGA	Pct	FT-FTA	Pct	Off-Def	Tot-Avg	PF-FO	A	TO	Blk	Stl	Pts	Avg
2020-21	17-0	80	4.7	5-11	.455	0-1	.000	4-11	.364	6-9	15-0.9	7-0	0	6	2	1	14	0.8
2021-22	12-0	143	11.9	10-23	.435	0-0	.000	5-10	.500	18-10	28-2.3	15-0	4	6	5	4	25	2.1
TOTALS	29-0	223	7.7	15-34	.441	0-1	.000	9-21	.429	24-19	43-1.5	22-0	4	12	7	5	39	1.3



# 12 CHASE GRAHAM

GUARD • JUNIOR • 6-1 • 180 LBS.  
RALEIGH, N.C.  
ATHENS DRIVE

## SEASON STATS



## NOTING GRAHAM

- NC State has won all 22 games that Graham has made an appearance in.
- Put up five points in one minute in the Pack's win vs. Wake Forest on 3/6/20, including a steal that led to an easy lay-in.
- Played on varsity for two seasons at Athens Drive.
- Averaged 9.5 points per game as a senior to help lead the team to an 18-8 record and a berth in the North Carolina 4A Boys Basketball Championship.
- Named Student-Athlete of the Year in 2017-18.
- 2019 Raleigh Sports club Scholarship Recipient.

## 2021-22 GAME-BY-GAME STATS

Date	Opponent	ST	MIN	FG-FGA	Pct.	3FG-FGA	Pct.	FT-FTA	Pct.	O-D-T	PF	A	TO	BLK	STL	PTS
11/9	Bucknell		1	0-1	.000	0-1	.000	0-0	.000	0-0-0	0	0	0	0	0	0
11/13	Colgate															
11/16	vs. Central Connecticut	0		0-0	.000	0-0	.000	0-0	.000	0-0-0	0	0	0	0	0	0
11/17	vs. Oklahoma State															
11/21	Texas Southern															
11/27	Louisiana Tech															
12/1	Nebraska															
12/4	Louisville															
12/9	Bethune-Cookman	1		0-0	.000	0-0	.000	0-0	.000	0-0-0	0	0	0	0	1	0
12/12	vs. Purdue															
12/17	vs. Richmond															
12/21	Wright State															

## GRAHAM'S SINGLE-GAME BESTS

### POINTS

Season ..... 5, vs. Wake Forest (3/6/20)  
Career ..... 5, vs. Wake Forest (3/6/20)  
ACC ..... 5, vs. Wake Forest (3/6/20)

### REBOUNDS

Season ..... 1, vs. The Citadel (12/22/19)  
Career ..... 1, vs. The Citadel (12/22/19)  
ACC ..... 1, vs. The Citadel (12/22/19)

### FG MADE

Season ..... 1 (2x), last at Wake Forest (2/20/21)  
Career ..... 1 (2x), last at Wake Forest (2/20/21)  
ACC ..... 1 (2x), last at Wake Forest (2/20/21)

### FG ATTEMPTED

Season ..... 1, vs. Bucknell (11/9/21)  
Career ..... 2 (4x), last at Wake Forest (2/20/21)  
ACC ..... 2 (4x), last at Wake Forest (2/20/21)

### 3FG MADE

Season ..... 1 (4x), last at Wake Forest (2/20/21)  
Career ..... 1 (2x), last at Wake Forest (2/20/21)  
ACC ..... 1 (2x), last at Wake Forest (2/20/21)

### 3FG ATTEMPTED

Season ..... 1, vs. Bucknell (11/9/21)  
Career ..... 2 (3x), last at Wake Forest (2/20/21)  
ACC ..... 1 (2x), last at Wake Forest (2/20/21)

### FT MADE

Season ..... 2, vs. Charleston Southern (11/25/20)  
Career ..... 2, vs. Charleston Southern (11/25/20)  
ACC ..... 2, vs. Charleston Southern (11/25/20)

### FT ATTEMPTED

Season ..... 2, vs. Charleston Southern (11/25/20)  
Career ..... 2, vs. Charleston Southern (11/25/20)  
ACC ..... 2, vs. Charleston Southern (11/25/20)

### ASSISTS

Season ..... 1, vs. Wake Forest (3/6/20)  
Career ..... 1, vs. Wake Forest (3/6/20)  
ACC ..... 1, vs. Wake Forest (3/6/20)

### STEALS

Season ..... 1, vs. Bethune-Cookman (12/9/21)  
Career ..... 1 (3x), last vs Bethune-Cookman (12/9/21)  
ACC ..... 1 (2x), vs. Wake Forest (3/6/20)

### BLOCKS

Season ..... 1, vs. Bethune-Cookman (12/9/21)  
Career ..... 1, vs. Bethune-Cookman (12/9/21)  
ACC ..... 1, vs. Bethune-Cookman (12/9/21)

### MINUTES

Season ..... 1 (2x), last vs Bethune-Cookman (12/9/21)  
Career ..... 4, vs. The Citadel (12/22/19)  
ACC ..... 2, vs. Pitt (3/11/20)

## MISCELLANEOUS CAREER STATS

Games with 10+ points.....	0
Games with 20+ points.....	0
Games with 10+ rebounds.....	0
Games with 3+ assists.....	0
Games with 2+ steals.....	0
Games with 2+ blocks.....	0
Double-Doubles.....	0
Games led NCSU in points.....	0
Games led NCSU in rebounds.....	0
Games led NCSU in assists.....	0
Games led NCSU in steals.....	0
Games led NCSU in blocks.....	0

## GRAHAM'S CAREER STATS

Year	GP-GS	Min	Avg	FG-FGA	Pct	3FG-FGA	Pct	FT-FTA	Pct	Off-Def	Tot-Avg	PF-FO	A	TO	Blk	Stl	Pts	Avg
2019-20	13-0	19	1.5	3-7	.429	2-5	.400	0-1	.000	0-1	1-0.1	1-0	0	2	0	2	8	0.6
2020-21	6-0	11	1.8	2-6	.333	2-5	.400	2-2	1.000	0-0	0-0.0	1-0	0	0	0	0	8	1.3
2021-22	3-0	2	0.7	0-1	.000	0-1	.000	0-0	.000	0-0	0-0.0	0-0	0	0	0	1	0	0.0
TOTALS	22-0	32	1.5	5-14	.357	4-11	.364	2-3	.667	0-1	1-0.0	2-0	0	2	0	3	16	0.7





# 14 CASEY MORSELL

GUARD • JUNIOR • 6-3 • 200 LBS.  
FT. WASHINGTON, MD.  
ST. JOHN'S COLLEGE (VIRGINIA)

## SEASON STATS

PPG	RPG	SPG	FG%	3FG%	FT%
9.5	4.5	0.7	36.7	33.3	67.6

## NOTING MORSELL

- Has made multiple three-pointers in 4 of 10 games this season. In 53 career games at UVA, only had three games with multiple three-pointers made.
- Hit career-high tying 3 3-pointers in win over Louisiana Tech on 11/27.
- Attempted 17 free throws in first two games this season. That's more in two games than he attempted his entire freshman season or sophomore season at UVA.
- Scored career-high 22 points on 6-of-9 shooting in win over Colgate.
- Made program-debut on 11/9 against Bucknell and had 13 points, and a career-high tying six rebounds.
- Transfer from Virginia after playing freshman and sophomore seasons there
- Appeared in 23 games, making three starts at UVA last season. Averaged 4.4 points and 1.3 rebounds per game.
- As a true freshman, appeared in 30 games, making 13 starts. Averaged 4.0 points and 1.7 rebounds per game.

## 2021-22 GAME-BY-GAME STATS

Date	Opponent	ST	MIN	FG-FGA	Pct.	3FG-FGA	Pct.	FT-FTA	Pct.	O-D-T	PF	A	TO	BLK	STL	PTS
11/9	Bucknell	*	26	4-8	.500	1-4	.250	4-7	.571	3-3-6	0	0	3	0	1	13
11/13	Colgate	*	29	6-9	.667	2-4	.500	8-10	.800	1-3-4	1	0	0	0	1	22
11/16	vs. Central Connecticut	*	28	3-11	.273	2-4	.500	0-0	.000	0-3-3	2	3	0	1	0	8
11/17	vs. Oklahoma State	*	29	2-6	.333	1-3	.333	3-5	.600	2-5-7	4	2	3	0	0	8
11/21	Texas Southern	*	30	2-7	.286	0-3	.000	3-4	.750	0-5-5	3	0	0	0	1	7
11/27	Louisiana Tech	*	34	5-13	.385	3-6	.500	1-2	.500	2-1-3	1	1	0	0	2	14
12/1	Nebraska	*	32	5-11	.455	2-5	.400	2-3	.667	1-3-4	2	0	1	1	2	14
12/4	Louisville															
12/8	Bethune-Cookman															
12/12	vs. Purdue		21	1-4	.250	1-2	.500	0-0	.000	1-4-5	4	0	2	0	0	3
12/17	vs. Richmond		18	0-5	.000	0-3	.000	0-2	.000	1-3-4	2	0	0	0	0	0
12/21	Wright State		17	1-5	.200	0-2	.000	4-4	1.000	2-2-4	1	1	1	0	0	6

## MORSELL'S SINGLE-GAME BESTS

### POINTS

Season ..... 22, vs. Colgate (11/13/21)  
Career ..... 19, vs. Arizona State (11/24/19)  
ACC ..... 22, vs. Colgate (11/13/21)

### REBOUNDS

Season ..... 7, vs. Oklahoma State (11/17/21)  
Career ..... 7, vs. Oklahoma State (11/17/21)  
ACC ..... 5, vs. NC State (1/20/20)

### FG MADE

Season ..... 6, vs. Colgate (11/13/21)  
Career ..... 7, vs. Arizona State (11/24/19)  
ACC ..... 6, vs. Notre Dame (1/13/21)

### FG ATTEMPTED

Season ..... 13, vs. Louisiana Tech (11/27/21)  
Career ..... 13, vs. Louisiana Tech (11/27/21)  
ACC ..... 10, at Virginia Tech (2/26/20)

### 3FG MADE

Season ..... 3, vs. Louisiana Tech (11/27/21)  
Career ..... 3 (2x), last vs. Louisiana Tech (11/27/21)  
ACC ..... 3, vs. Notre Dame (1/13/21)

### 3FG ATTEMPTED

Season ..... 6, vs. Louisiana Tech (11/27/21)  
Career ..... 6 (4x), last vs. Louisiana Tech (11/27/21)  
ACC ..... 6, at Syracuse (11/6/19)

### FT MADE

Season ..... 8, vs. Colgate (11/13/21)  
Career ..... 8, vs. Colgate (11/13/21)  
ACC ..... 2, at Pitt (2/22/20)

### FT ATTEMPTED

Season ..... 10, vs. Colgate (11/13/21)  
Career ..... 10, vs. Colgate (11/13/21)  
ACC ..... 3, at Duke (2/20/21)

### ASSISTS

Season ..... 3, vs. Central Connecticut (11/16/21)  
Career ..... 3 (2x), last vs. Central Connecticut (11/16/21)  
ACC ..... 2 (4x), last at Duke (2/20/21)

### STEALS

Season ..... 2 (2x), last vs. Nebraska (12/1/21)  
Career ..... 3, at North Carolina (2/15/20)  
ACC ..... 3, at North Carolina (2/15/20)

### BLOCKS

Season ..... 1 (2x), last vs. Nebraska (12/1/21)  
Career ..... 1 (13x), last vs. Nebraska (12/1/21)  
ACC ..... 1 (7x), last vs. Miami (3/1/21)

### MINUTES

Season ..... 34, vs. Louisiana Tech (11/27/21)  
Career ..... 38 (2x), last vs. Arizona State (11/24/19)  
ACC ..... 34, at Virginia Tech (2/26/20)

## MISCELLANEOUS CAREER STATS

Games with 10+ points ..... 8  
Games with 20+ points ..... 1  
Games with 10+ rebounds ..... 0  
Games with 3+ assists ..... 2  
Games with 2+ steals ..... 7  
Games with 2+ blocks ..... 0  
Double-Doubles ..... 0  
Games led NCSU in points ..... 1  
Games led NCSU in rebounds ..... 0  
Games led NCSU in assists ..... 0  
Games led NCSU in steals ..... 1  
Games led NCSU in blocks ..... 1

## MORSELL'S CAREER STATS

Year	GP-GS	Min	Avg	FG-FGA	Pct	3FG-FGA	Pct	FT-FTA	Pct	Off-Def	Tot-Avg	PF-FO	A	TO	Blk	Stl	Pts	Avg
2019-20 (at Virginia)	30-13	654	21.8	46-166	.277	15-85	.176	12-14	.857	8-43	51-1.7	49-0	22	26	5	18	119	4.0
2020-21 (at Virginia)	23-3	345	15.0	42-106	.396	10-38	.263	7-11	.636	6-25	31-1.3	24-0	14	13	6	8	101	4.4
2021-22	10-7	264	26.4	29-79	.367	12-36	.333	25-37	.676	13-32	45-4.5	20-0	7	10	2	7	95	9.5
TOTALS	63-23	1263	20.0	117-351	.333	37-159	.233	44-62	.710	27-100	127-2.0	93-0	43	49	13	33	315	5.0



# 15 MANNY BATES

FORWARD • JUNIOR • 6-11 • 230 LBS.  
FAYETTEVILLE, N.C.  
NORTHWOOD TEMPLE ACADEMY

## SEASON STATS



## NOTING BATES

- Left against Bucknell 57 seconds because of injury and did not return to the game. Was later declared out for the season because of a right shoulder dislocation.
- Through two seasons is on pace to become the program's all-time leader in blocked shots and have the best field goal percentage in program history
- Enters junior season with 147 career blocks which is fourth all-time on the program's career blocked shot chart
- Was named to the 2020-21 ACC All-Defensive Team after leading the conference in blocks.
- Has led the ACC in blocks as a freshman and sophomore. Aiming to be first ACC player since Duke's Shelden Williams (2004-06) to lead the ACC in blocked shots in three consecutive seasons.
- Only two ACC players (Wake Forest's Tim Duncan and Georgia Tech's Alvin Jones) have gotten to 100 career blocks faster than Bates (34 games) since the 1985-86 season.
- On pace to shatter program's career field goal percentage record. For his career, he is 64.7 percent field goal shooter (165-of-255). Current field goal percentage leader in program history is Kevin Thompson (1990-93) at 58.8 percent. Bates qualifies for the career field goal percentage chart once he makes 200 career field goals.
- Set single-season field goal percentage mark at NC State last season with 64.1% shooting.

## 2021-22 GAME-BY-GAME STATS

Date	Opponent	ST	MIN	FG-FGA	Pct.	3FG-FGA	Pct.	FT-FTA	Pct.	O-D-T	PF	A	TO	BLK	STL	PTS
11/9	Bucknell	*	1	0-0	.000	0-0	.000	0-0	.000	0-0-0	0	0	0	0	0	0

WILL MISS REST OF THE SEASON BECAUSE OF INJURY IN FIRST GAME

## BATES' SINGLE-GAME BESTS

### POINTS

Season .....  
Career ..... 20, at Saint Louis (12/17/20)  
ACC ..... 17, at Syracuse (1/31/21)

### REBOUNDS

Season .....  
Career ..... 14, at Syracuse (1/31/21)  
ACC ..... 14, at Syracuse (1/31/21)

### FG MADE

Season .....  
Career ..... 8, at Saint Louis (12/17/20)  
ACC ..... 7 (2x), last at Syracuse (1/31/21)

### FG ATTEMPTED

Season .....  
Career ..... 15, at Saint Louis (12/17/20)  
ACC ..... 12, vs. Syracuse (3/10/21)

### 3FG MADE

Season .....  
Career .....  
ACC .....

### 3FG ATTEMPTED

Season .....  
Career .....  
ACC .....

### FT MADE

Season .....  
Career ..... 4 (2x), last at Boston College (2/6/21)  
ACC ..... 4, at Boston College (2/6/21)

### FT ATTEMPTED

Season .....  
Career ..... 6 (2x), last at Saint Louis (12/17/20)  
ACC ..... 5 (3x), last at Syracuse (1/31/21)

### ASSISTS

Season .....  
Career ..... 3 (2x), last at Virginia (2/24/21)  
ACC ..... 3 (2x), last at Virginia (2/24/21)

### STEALS

Season .....  
Career ..... 2 (3x), last vs. Duke (2/13/21)  
ACC ..... 2 (2x), last vs. Duke (2/13/21)

### BLOCKS

Season .....  
Career ..... 8, at Saint Louis (12/17/20)  
ACC ..... 7, at North Carolina (1/23/21)

### MINUTES

Season .....  
Career ..... 38 (2x), last vs. Colorado State (3/25/21)  
ACC ..... 38, at Syracuse (1/31/21)

## MISCELLANEOUS CAREER STATS

Games with 10+ points ..... 15  
Games with 20+ points ..... 1  
Games with 10+ rebounds ..... 3  
Games with 3+ assists ..... 2  
Games with 2+ steals ..... 3  
Games with 2+ blocks ..... 40  
Double-Doubles ..... 2  
Games led NCSU in points ..... 1  
Games led NCSU in rebounds ..... 13  
Games led NCSU in assists ..... 0  
Games led NCSU in steals ..... 1  
Games led NCSU in blocks ..... 42

## BATES' CAREER STATS

Year	GP-GS	Min	Avg	FG-FGA	Pct	3FG-FGA	Pct	FT-FTA	Pct	Off-Def	Tot-Avg	PF-FO	A	TO	Blk	Stl	Pts	Avg
2019-20	29-26	536	18.5	65-99	.657	0-0	.000	18-37	.486	50-67	117-4.0	74-4	8	17	83	13	148	5.1
2020-21	24-23	656	27.3	100-156	.641	0-0	.000	35-51	.686	51-90	141-5.9	63-1	16	30	64	12	235	9.8
2021-22	1-1	1	1.0	0-0	.000	0-0	.000	0-0	.000	0-0	0-0.0	0-0	0	0	0	0	0	0.0
TOTALS	54-59	1191	22.1	165-255	.647	0-0	.000	53-88	.602	101-157	258-4.8	137-5	24	47	147	25	383	7.1



# 20 ALEX NUNNALLY

GUARD • FRESHMAN • 6-2 • 180 LBS.  
CARY, N.C.  
CARY ACADEMY

## SEASON STATS



## NOTING NUNNALLY

- Made program-debut on 11/9 against Bucknell
- Originally signed with Division III Juniata College out of high school
- Enrolled in NC State for Fall 2021 semester
- Four-year varsity player for head coach Lason Perkins at Cary Academy
- As a senior was team captain and averaged 15.1 points, 5.0 rebounds and 2.3 assists per game
- Hit 81 three-pointers to overtake Trey Murphy III (2021 NBA First Round Draft Selection) for most single-season three-pointers in program history

## 2021-22 GAME-BY-GAME STATS

Date	Opponent	ST	MIN	FG-FGA	Pct.	3FG-FGA	Pct.	FT-FTA	Pct.	O-D-T	PF	A	TO	BLK	STL	PTS
11/9	Bucknell		1	0-0	.000	0-0	.000	0-0	.000	0-0-0	0	0	0	0	0	0
11/13	Colgate															
11/16	vs. Central Connecticut	0		0-0	.000	0-0	.000	0-0	.000	0-0-0	0	0	0	0	0	0
11/17	vs. Oklahoma State															
11/21	Texas Southern															
11/27	Louisiana Tech															
12/1	Nebraska															
12/4	Louisville															
12/9	Bethune-Cookman	1		0-0	.000	0-0	.000	0-0	.000	0-0-0	0	0	0	0	0	0
12/12	vs. Purdue															
12/17	vs. Richmond															
12/21	Wright State															

## NUNNALLY'S SINGLE-GAME BESTS

### POINTS

Season .....  
ACC.....

### REBOUNDS

Season .....  
ACC.....

### FG MADE

Season .....  
ACC.....

### FG ATTEMPTED

Season .....  
ACC.....

### 3FG MADE

Season .....  
ACC.....

### 3FG ATTEMPTED

Season .....  
ACC.....

### FT MADE

Season .....  
ACC.....

### FT ATTEMPTED

Season .....  
ACC.....

### ASSISTS

Season .....  
ACC.....

### STEALS

Season .....  
ACC.....

### BLOCKS

Season .....  
ACC.....

### MINUTES

Season ..... 1 (2x), last vs. Bethune-Cookman (12/9/21)  
ACC.....

## MISCELLANEOUS CAREER STATS

Games with 10+ points.....	0
Games with 20+ points.....	0
Games with 10+ rebounds.....	0
Games with 3+ assists.....	0
Games with 2+ steals.....	0
Games with 2+ blocks.....	0
Double-Doubles.....	0
Games led NCSU in points.....	0
Games led NCSU in rebounds.....	0
Games led NCSU in assists.....	0
Games led NCSU in steals.....	0
Games led NCSU in blocks.....	0

## NUNNALLY'S CAREER STATS

Year	GP-GS	Min	Avg	FG-FGA	Pct	3FG-FGA	Pct	FT-FTA	Pct	Off-Def	Tot-Avg	PF-FO	A	TO	Blk	Stl	Pts	Avg
2021-22	3-0	2	0.7	0-0	.000	0-0	.000	0-0	.000	0-0	0-0.0	0-0	0	0	0	0	0	0.0



# 21 EBENEZER DOWUONA

FORWARD • SOPHOMORE • 6-11 • 225 LBS.  
ACCRA, GHANA  
THE HERITAGE SCHOOL

## SEASON STATS

PPG  
4.2RPG  
5.3BPG  
2.6FG%  
64.53FG%  
-FT%  
58.8

## NOTING DOWUONA

- Ranks fourth in ACC in blocks with 2.6 per game average
- Ranks 11th in ACC in offensive rebounding with 2.3 per game average ... Has 19 offensive rebounds in last 6 games
- Had a career-high eight blocks and added eight rebounds, five offensive, in win over Nebraska on 12/1
- Had best game of career with career-high 10 points on 5-of-5 shooting and added 6 blocks in win over Louisiana Tech on 11/27
- Had career-high three steals vs. Oklahoma State on 11/17
- Made first career start against Colgate on 11/13. Scored career-high four points on 4-of-6 free throw shooting in win.
- Played in a career-best 25 minutes in season-opener and had career-highs in rebounds (9) and blocks (2). Had more rebounds in the season-opener against Bucknell than he did all of last year as a true freshman (8).
- Appeared in nine games as a true freshman last season. Averaged 0.6 points and 0.9 rebounds per game
- Ranked as a four-star recruit and the No. 20 center in the 2020 class by ESPN
- Played on varsity team at The Heritage School in Newnan, Ga., since eighth grade
- Older brother, Emmanuel spent three seasons at Purdue and is now a redshirt junior at Tennessee State.

## 2021-22 GAME-BY-GAME STATS

Date	Opponent	ST	MIN	FG-FGA	Pct.	3FG-FGA	Pct.	FT-FTA	Pct.	O-D-T	PF	A	TO	BLK	STL	PTS
11/9	Bucknell		25	1-4	.250	0-0	.000	0-0	.000	4-5-9	0	0	0	2	1	2
11/13	Colgate	*	25	0-0	.000	0-0	.000	4-6	.667	2-2-4	4	0	0	0	1	4
11/16	vs. Central Connecticut	*	20	1-1	1.000	0-0	.000	1-2	.500	1-3-4	0	0	1	1	0	3
11/17	vs. Oklahoma State	*	17	1-1	1.000	0-0	.000	0-0	.000	1-2-3	5	0	0	1	3	2
11/21	Texas Southern	*	22	0-3	.000	0-0	.000	1-2	.500	1-5-6	4	0	1	1	0	1
11/27	Louisiana Tech	*	27	5-5	1.000	0-0	.000	0-0	.000	0-1-1	4	0	0	6	1	10
12/1	Nebraska	*	46	2-2	1.000	0-0	.000	0-0	.000	5-3-8	3	0	0	8	2	4
12/4	Louisville	*	33	3-3	1.000	0-0	.000	1-2	.500	1-2-3	5	0	0	2	0	7
12/9	Bethune-Cookman	*	31	3-4	.750	0-0	.000	2-3	.667	5-3-8	2	0	1	4	0	8
12/12	vs. Purdue	*	21	0-3	.000	0-0	.000	0-0	.000	0-2-2	5	0	0	2	0	0
12/17	vs. Richmond	*	31	2-3	.667	0-0	.000	1-2	.500	4-4-8	3	0	0	3	0	5
12/21	Wright State	*	25	2-2	1.000	0-0	.000	0-0	.000	4-4-8	3	0	1	1	0	4

## DOWUONA'S SINGLE-GAME BESTS

### POINTS

Season ..... 10, vs. Louisiana Tech (11/27/21)  
Career ..... 10, vs. Louisiana Tech (11/27/21)  
ACC ..... 7, vs. Louisville (12/4/21)

### REBOUNDS

Season ..... 9, vs. Bucknell (11/9/21)  
Career ..... 9, vs. Bucknell (11/9/21)  
ACC ..... 3, vs. Louisville (12/4/21)

### FG MADE

Season ..... 5, vs. Louisiana Tech (11/27/21)  
Career ..... 5, vs. Louisiana Tech (11/27/21)  
ACC ..... 3, vs. Louisville (12/4/21)

### FG ATTEMPTED

Season ..... 5, vs. Louisiana Tech (11/27/21)  
Career ..... 5, vs. Louisiana Tech (11/27/21)  
ACC ..... 3, vs. Louisville (12/4/21)

### 3FG MADE

Season .....  
Career .....  
ACC .....

### 3FG ATTEMPTED

Season .....  
Career .....  
ACC .....

### FT MADE

Season ..... 4, vs. Colgate (11/13/21)  
Career ..... 4, vs. Colgate (11/13/21)  
ACC ..... 1 (2x), last vs. Louisville (12/4/21)

### FT ATTEMPTED

Season ..... 6, vs. Colgate (11/13/21)  
Career ..... 6, vs. Colgate (11/13/21)  
ACC ..... 2 (2x), last vs. Louisville (12/4/21)

### ASSISTS

Season .....  
Career .....  
ACC .....

### STEALS

Season ..... 3, vs. Oklahoma State (11/17/21)  
Career ..... 3, vs. Oklahoma State (11/17/21)  
ACC .....

### BLOCKS

Season ..... 8, vs. Nebraska (12/1/21)  
Career ..... 8, vs. Nebraska (12/1/21)  
ACC ..... 2, vs. Louisville (12/4/21)

### MINUTES

Season ..... 46, vs. Nebraska (12/1/21)  
Career ..... 46, vs. Nebraska (12/1/21)  
ACC ..... 33, vs. Louisville (12/4/21)

## MISCELLANEOUS CAREER STATS

Games with 10+ points ..... 1  
Games with 20+ points ..... 0  
Games with 10+ rebounds ..... 0  
Games with 3+ assists ..... 0  
Games with 2+ steals ..... 2  
Games with 2+ blocks ..... 7  
Double-Doubles ..... 0  
Games led NCSU in points ..... 0  
Games led NCSU in rebounds ..... 0  
Games led NCSU in assists ..... 0  
Games led NCSU in steals ..... 2  
Games led NCSU in blocks ..... 9

## DOWUONA'S CAREER STATS

Year	GP-GS	Min	Avg	FG-FGA	Pct	3FG-FGA	Pct	FT-FTA	Pct	Off-Def	Tot-Avg	PF-FO	A	TO	Blk	Stl	Pts	Avg
2020-21	9-0	48	5.3	2-8	.250	0-0	.000	1-2	.500	2-6	8-0.9	8-0	0	1	2	0	5	0.6
2021-22	12-11	324	27.0	20-31	.645	0-0	.000	10-17	.588	28-36	64-5.3	38-3	0	4	31	8	50	4.2
TOTALS	21-11	372	17.7	22-39	.564	0-0	.000	11-19	.579	30-42	72-3.4	46-3	0	5	33	8	55	2.6



# 23 GREG GANTT

FORWARD • JUNIOR • 6-8 • 215 LBS.  
FAYETTEVILLE, N.C.  
TRINITY CHRISTIAN SCHOOL (PROVIDENCE)

## SEASON STATS



## NOTING GANTT

- Transfer from Providence after playing freshman and sophomore seasons there
- Appeared in 26 games, making seven starts at Providence last season. Averaged 4.0 points, 3.1 rebounds and 1.7 assists per game.
- Made 5 starts and played in 27 games as a true freshman at Providence. Averaged 2.6 points and 2.3 assists per game.
- Rated as a four-star recruit in Class of 2019
- Ranked as No. 62 overall recruit by 247sports and No. 66 overall recruit by ESPN.com
- Named valedictorian of his high school graduating class.

## 2021-22 GAME-BY-GAME STATS

Date	Opponent	ST	MIN	FG-FGA	Pct.	3FG-FGA	Pct.	FT-FTA	Pct.	O-D-T	PF	A	TO	BLK	STL	PTS
11/9	Bucknell															DID NOT PLAY
11/13	Colgate															DID NOT PLAY
11/16	vs. Central Connecticut															DID NOT PLAY
11/17	vs. Oklahoma State															DID NOT PLAY
11/21	Texas Southern															DID NOT PLAY
11/27	Louisiana Tech															DID NOT PLAY
12/1	Nebraska															DID NOT PLAY
12/4	Louisville															DID NOT PLAY
12/9	Bethune-Cookman															DID NOT PLAY
12/12	vs. Purdue															DID NOT PLAY
12/17	vs. Richmond															DID NOT PLAY
12/21	Wright State															DID NOT PLAY

## GANTT'S SINGLE-GAME BESTS

### POINTS

Season .....  
Career ..... 9 (3x), last vs. Creighton (1/2/21)  
Conference ..... 9, vs. Creighton (1/2/21)

### REBOUNDS

Season .....  
Career ..... 9, vs. Seton Hall (2/15/20)  
Conference ..... 9, vs. Seton Hall (2/15/20)

### FG MADE

Season .....  
Career ..... 4 (2x), last vs. Fairleigh Dickinson (12/5/20)  
Conference ..... 3 (3x), last at St. John's (3/3/21)

### FG ATTEMPTED

Season .....  
Career ..... 8, vs. DePaul (12/27/20)  
Conference ..... 8, vs. DePaul (12/27/20)

### 3FG MADE

Season .....  
Career ..... 2, vs. Creighton (1/2/21)  
Conference ..... 2, vs. Creighton (1/2/21)

### 3FG ATTEMPTED

Season .....  
Career ..... 4, at Creighton (1/18/20)  
Conference ..... 4, at Creighton (1/18/20)

### FT MADE

Season .....  
Career ..... 5, at Seton Hall (1/22/20)  
Conference ..... 5, at Seton Hall (1/22/20)

### FT ATTEMPTED

Season .....  
Career ..... 6, at Seton Hall (1/22/20)  
Conference ..... 6, at Seton Hall (1/22/20)

### ASSISTS

Season .....  
Career ..... 5 (2x), last at Xavier (1/10/21)  
Conference ..... 5, at Xavier (1/10/21)

### STEALS

Season .....  
Career ..... 3 (3x), last at TCU (1/12/19)  
Conference ..... 3, at Creighton (1/18/20)

### BLOCKS

Season .....  
Career ..... 2 (2x), last at Seton Hall (12/20/20)  
Conference ..... 2 (2x), last at Seton Hall (12/20/20)

### MINUTES

Season .....  
Career ..... 35, at Seton Hall (12/20/20)  
Conference ..... 35, at Seton Hall (12/20/20)

## MISCELLANEOUS CAREER STATS

Games with 10+ points.....	0
Games with 20+ points.....	0
Games with 10+ rebounds.....	0
Games with 3+ assists.....	6
Games with 2+ steals.....	9
Games with 2+ blocks.....	2
Double-Doubles.....	0
Games led NCSU in points.....	0
Games led NCSU in rebounds.....	0
Games led NCSU in assists.....	0
Games led NCSU in steals.....	0
Games led NCSU in blocks.....	0

## GANTT'S CAREER STATS

Year	GP-GS	Min	Avg	FG-FGA	Pct	3FG-FGA	Pct	FT-FTA	Pct	Off-Def	Tot-Avg	PF-FO	A	TO	Blk	Stl	Pts	Avg
2019-20 (at Providence)	27-5	335	12.4	25-58	.431	6-20	.300	13-19	.684	26-36	62-2.3	46-0	9	20	7	19	69	2.6
2020-21 (at Providence)	26-7	557	21.4	39-94	.315	8-35	.229	18-26	.692	21-60	81-3.1	57-2	43	26	8	16	104	4.0
2021-22																		
Totals	53-12	892	16.8	64-152	.421	14-55	.255	31-45	.689	47-96	143-2.7	103-2	52	46	15	35	173	3.3





# 24 ERNEST ROSS

FORWARD • FRESHMAN • 6-9 • 190 LBS.  
ALACHUA, FLA.  
SANTA FE

## SEASON STATS



## NOTING ROSS

- Made program-debut on 11/9 against Bucknell
- Consensus four-star recruit in Class of 2021
- Ranked as the No. 58 overall recruit in the nation by 247Sports No. 68 by ESPN and No. 87 by Rivals
- Averaged 17.9 points, 10.3 rebounds and 2.7 blocks per game as a senior
- Led Santa Fe high school to a 20-6 record and state runner-up finish in Florida High School Athletic Association Class 4A
- Scored 18 points and grabbed 15 rebounds in double overtime state championship game loss
- Named Player of The Year By the Florida Athletic Coaches Association

## 2021-22 GAME-BY-GAME STATS

Date	Opponent	ST	MIN	FG-FGA	Pct.	3FG-FGA	Pct.	FT-FTA	Pct.	O-D-T	PF	A	TO	BLK	STL	PTS
11/9	Bucknell		5	0-1	.000	0-0	.000	0-0	.000	1-0-1	1	0	1	0	1	0
11/13	Colgate															
11/16	vs. Central Connecticut	6	0-3	.000	0-1	.000	0-0	.000	3-3-6	1	0	1	0	0	0	0
11/17	vs. Oklahoma State	7	0-2	.000	0-1	.000	0-0	.000	0-0-0	1	0	0	1	0	0	0
11/21	Texas Southern	1	0-0	.000	0-0	.000	0-0	.000	0-0-0	1	0	0	0	0	0	0
11/27	Louisiana Tech	1	0-0	.000	0-0	.000	0-0	.000	0-0-0	0	0	0	0	0	0	0
12/1	Nebraska	9	0-0	.000	0-0	.000	2-2	1.000	2-1-3	1	0	1	1	0	0	2
12/4	Louisville	2	0-0	.000	0-0	.000	0-0	.000	0-0-0	0	0	0	0	0	0	0
12/9	Bethune-Cookman	5	0-1	.000	0-1	.000	2-4	.500	1-0-1	1	0	0	0	0	0	2
12/12	vs. Purdue	4	1-1	1.000	0-0	.000	0-0	.000	0-0-0	2	0	1	0	0	0	2
12/17	vs. Richmond															
12/21	Wright State	10	2-3	.667	0-1	.000	0-0	.000	2-2-4	0	0	0	1	0	0	4

## ROSS' SINGLE-GAME BESTS

### POINTS

Season ..... 4, vs. Wright State (12/21/21)  
ACC.....

### REBOUNDS

Season ..... 6, vs. Central Connecticut (11/16/21)  
ACC.....

### FG MADE

Season ..... 2, vs. Wright State (12/21/21)  
ACC.....

### FG ATTEMPTED

Season ..... 3 (2x), last vs. Wright State (12/21/21)  
ACC.....

### 3FG MADE

Season .....  
ACC.....

### 3FG ATTEMPTED

Season ..... 1 (4x), last vs. Wright State (12/21/21)  
ACC.....

### FT MADE

Season ..... 2 (2x), last vs. Bethune-Cookman (12/9/21)  
ACC.....

### FT ATTEMPTED

Season ..... 4, vs. Bethune-Cookman (12/9/21)  
ACC.....

### ASSISTS

Season .....  
ACC.....

### STEALS

Season ..... 1, vs. Bucknell (11/9/21)  
ACC.....

### BLOCKS

Season ..... 1 (3x), last vs. Wright State (12/21/21)  
ACC.....

### MINUTES

Season ..... 10, vs. Wright State (12/21/21)  
ACC..... 2, vs. Louisville (12/4/21)

## MISCELLANEOUS CAREER STATS

Games with 10+ points.....	0
Games with 20+ points.....	0
Games with 10+ rebounds.....	0
Games with 3+ assists.....	0
Games with 2+ steals.....	0
Games with 2+ blocks.....	0
Double-Doubles.....	0
Games led NCSU in points.....	0
Games led NCSU in rebounds.....	0
Games led NCSU in assists.....	0
Games led NCSU in steals.....	0
Games led NCSU in blocks.....	1

## ROSS' CAREER STATS

Year	GP-GS	Min	Avg	FG-FGA	Pct	3FG-FGA	Pct	FT-FTA	Pct	Off-Def	Tot-Avg	PF-FO	A	TO	Blk	Stl	Pts	Avg
2021-22	10-0	50	5.0	3-11	.273	0-4	.000	4-6	.667	9-6	15-1.5	8-0	0	4	3	1	10	1.0



# 2021-22 NC State Men's Basketball Combined Team Statistics All games

Page 1/1  
as of Dec 22, 2021

## Game Records

Record	Overall	Home	Away	Neutral
ALL GAMES	7-5	6-2	0-0	1-3
CONFERENCE	0-1	0-1	0-0	0-0
NON-CONFERENCE	7-4	6-1	0-0	1-3

## Score by Periods

Team	1st	2nd	OT	TOT
NC State	409	471	40	920
Opponents	419	426	46	891

## Team Box Score

No.	Player				Total		3-Point		F-Throw		Rebounds													
		GP-GS	MIN	AVG	FG-FGA	FG%	3FG-3FGA	3FG%	FT-FTA	FT%	OFF	DEF	TOT	AVG	PF	DQ	A	TO	BLK	STL	PTS	AVG		
1	SEABRON, Dereon	12-12	448:57	37.4	85-167	.509	3-19	.158	55-79	.696	41	83	124	10.3	19	0	37	32	0	22	228	19.0		
4	HELLEMS, Jericole	12-12	412:33	34.4	53-135	.393	25-63	.397	42-53	.792	10	42	52	4.3	47	4	20	24	6	16	173	14.4		
0	SMITH, Terquavion	12-5	358:06	29.8	59-145	.407	26-76	.342	21-34	.618	6	37	43	3.6	23	0	22	20	4	12	165	13.8		
3	HAYES, Cam	12-12	316:59	26.4	47-129	.364	14-53	.264	29-34	.853	4	31	35	2.9	23	1	33	11	3	11	137	11.4		
14	MORSELL, Casey	10-7	264:28	26.4	29-79	.367	12-36	.333	25-37	.676	13	32	45	4.5	20	0	7	10	2	7	95	9.5		
21	DOWUONA, Ebenezer	12-11	322:22	26.9	20-31	.645	0-0	.000	10-17	.588	28	36	64	5.3	38	3	0	4	31	8	50	4.2		
11	GIBSON, Jaylon	12-0	142:44	11.9	10-23	.435	0-0	.000	5-10	.500	18	10	28	2.3	15	0	4	6	5	4	25	2.1		
10	PASS, Breon	10-0	91:24	9.1	6-25	.240	2-15	.133	5-6	.833	0	14	14	1.4	8	0	4	7	1	3	19	1.9		
5	ALLEN, Thomas	10-0	119:52	12.0	6-22	.273	3-14	.214	3-6	.500	2	6	8	0.8	2	0	6	1	1	7	18	1.8		
24	ROSS, Ernest	10-0	51:14	5.1	3-11	.273	0-4	.000	4-6	.667	9	6	15	1.5	8	0	0	4	3	1	10	1.0		
20	NUNNALLY, Alex	3-0	02:32	0.8	0-0	.000	0-0	.000	0-0	.000	0	0	0	0.0	0	0	0	0	0	0	0	0.0		
15	BATES, Manny	1-1	00:57	1.0	0-0	.000	0-0	.000	0-0	.000	0	0	0	0.0	0	0	0	0	0	0	0	0.0		
12	GRAHAM, Chase	3-0	02:51	1.0	0-1	.000	0-1	.000	0-0	.000	0	0	0	0.0	0	0	0	0	0	1	0	0.0		
Team											22	13	35					2						
Total		12	2535		318-768	.414	85-281	.302	199-282	.706	153	310	463	38.6	203	8	133	121	56	92	920	76.7		
Opponents		12	2535		328-751	.437	85-263	.323	150-202	.743	138	334	472	39.3	236	7	174	162	47	58	891	74.3		

## Team Statistics

	NCSU	OPP
<b>Scoring</b>	<b>920</b>	<b>891</b>
Points per game	76.7	74.3
Scoring margin	+2.4	-
<b>Field goals-att</b>	<b>318-768</b>	<b>328-751</b>
Field goal pct	.414	.437
<b>3 point fg-att</b>	<b>85-281</b>	<b>85-263</b>
3-point FG pct	.302	.323
3-pt FG made per game	7.1	7.1
<b>Free throws-att</b>	<b>199-282</b>	<b>150-202</b>
Free throw pct	.706	.743
F-Throws made per game	16.6	12.5
<b>Rebounds</b>	<b>463</b>	<b>472</b>
Rebounds per game	38.6	39.3
Rebounding margin	-0.8	-
<b>Assists</b>	<b>133</b>	<b>174</b>
Assists per game	11.1	14.5
<b>Turnovers</b>	<b>121</b>	<b>162</b>
Turnovers per game	10.1	13.5
Turnover margin	+3.4	-
Assist/turnover ratio	1.1	1.1
<b>Steals</b>	<b>92</b>	<b>58</b>
Steals per game	7.7	4.8
<b>Blocks</b>	<b>56</b>	<b>47</b>
Blocks per game	4.7	3.9
<b>Winning streak</b>	<b>0</b>	<b>-</b>
Home win streak	0	-
<b>Attendance</b>	<b>89169</b>	<b>0</b>
Home games-Avg/Game	8-11146	0-0
Neutral site-Avg/Game	-	4-625

## Team Results

Date	Opponent		Score	Att.
11/09/2021	Bucknell	W	88-70	13131
11/13/2021	Colgate	W	77-74	11949
11/16/2021	vs Central Conn. St.	W	79-65	1000
11/17/2021	vs Oklahoma St.	L	68-74	1500
11/21/2021	Texas Southern	W	65-57	11806
11/27/2021	Louisiana Tech	W	90-81	10919
12/01/2021	Nebraska	Wot4	104-100	11562
12/04/2021	Louisville	L	68-73	13029
12/09/2021	Bethune-Cookman	W	65-48	5429
12/12/2021	vs Purdue	Lot	72-82	0
12/17/2021	vs Richmond	L	74-83	0
12/21/2021	Wright St.	L	70-84	11344



# 2021-22 NC State Men's Basketball Combined Team Statistics In Conference games

Page 1/1  
as of Dec 22, 2021

## Game Records

Record	Overall	Home	Away	Neutral
ALL GAMES	0-1	0-1	0-0	0-0
CONFERENCE	0-1	0-1	0-0	0-0
NON-CONFERENCE	0-0	0-0	0-0	0-0

## Score by Periods

Team	1st	2nd	OT	TOT
NC State	29	39	0	68
Opponents	43	30	0	73

## Team Box Score

No.	Player				Total		3-Point		F-Throw		Rebounds													
		GP-GS	MIN	AVG	FG-FGA	FG%	3FG-3FGA	3FG%	FT-FTA	FT%	OFF	DEF	TOT	AVG	PF	DQ	A	TO	BLK	STL	PTS	AVG		
4	HELLEMS, Jericole	1-1	35:00	35.0	5-16	.313	3-11	.273	5-6	.833	1	4	5	5.0	3	0	5	1	0	3	18	18.0		
0	SMITH, Terquavion	1-1	33:57	33.9	7-10	.700	3-5	.600	0-1	.000	0	4	4	4.0	3	0	0	3	1	1	17	17.0		
3	HAYES, Cam	1-1	26:15	26.3	5-12	.417	2-6	.333	3-4	.750	0	3	3	3.0	3	0	1	0	0	1	15	15.0		
1	SEABRON, Dereon	1-1	35:16	35.3	4-14	.286	0-1	.000	3-5	.600	2	7	9	9.0	1	0	2	1	0	0	11	11.0		
21	DOWUONA, Ebenezer	1-1	33:27	33.5	3-3	1.000	0-0	.000	1-2	.500	1	2	3	3.0	5	1	0	0	2	0	7	7.0		
24	ROSS, Ernest	1-0	02:21	2.4	0-0	.000	0-0	.000	0-0	.000	0	0	0	0.0	0	0	0	0	0	0	0	0.0		
5	ALLEN, Thomas	1-0	16:52	16.9	0-4	.000	0-4	.000	0-0	.000	0	0	0	0.0	0	0	2	0	0	1	0	0.0		
11	GIBSON, Jaylon	1-0	04:12	4.2	0-0	.000	0-0	.000	0-0	.000	1	0	1	1.0	1	0	0	0	0	0	0	0.0		
10	PASS, Breon	1-0	12:40	12.7	0-1	.000	0-1	.000	0-0	.000	0	2	2	2.0	0	0	0	1	0	0	0	0.0		
Team											2	1	3											
Total		1	200		24-60	.400	8-28	.286	12-18	.667	7	23	30	30.0	16	1	10	6	3	6	68	68.0		
Opponents		1	200		25-60	.417	11-28	.393	12-15	.800	14	32	46	46.0	16	0	15	13	3	4	73	73.0		

## Team Statistics

	NCSU	OPP
<b>Scoring</b>	<b>68</b>	<b>73</b>
Points per game	68.0	73.0
Scoring margin	-5.0	-
<b>Field goals-att</b>	<b>24-60</b>	<b>25-60</b>
Field goal pct	.400	.417
<b>3 point fg-att</b>	<b>8-28</b>	<b>11-28</b>
3-point FG pct	.286	.393
3-pt FG made per game	8.0	11.0
<b>Free throws-att</b>	<b>12-18</b>	<b>12-15</b>
Free throw pct	.667	.800
F-Throws made per game	12.0	12.0
<b>Rebounds</b>	<b>30</b>	<b>46</b>
Rebounds per game	30.0	46.0
Rebounding margin	-16.0	-
<b>Assists</b>	<b>10</b>	<b>15</b>
Assists per game	10.0	15.0
<b>Turnovers</b>	<b>6</b>	<b>13</b>
Turnovers per game	6.0	13.0
Turnover margin	+7.0	-
Assist/turnover ratio	1.7	1.2
<b>Steals</b>	<b>6</b>	<b>4</b>
Steals per game	6.0	4.0
<b>Blocks</b>	<b>3</b>	<b>3</b>
Blocks per game	3.0	3.0
<b>Winning streak</b>	<b>0</b>	<b>-</b>
Home win streak	0	-
<b>Attendance</b>	<b>13029</b>	<b>0</b>
Home games-Avg/Game	1-13029	0-0
Neutral site-Avg/Game	-	0-0

## Team Results

Date	Opponent		Score	Att.
12/04/2021	Louisville	L	68-73	13029

# 2021-22 NC STATE MEN'S BASKETBALL TV ROSTER



**0**

**Terquavion Smith**  
G · 6-4 · 160 · FR  
Greenville, NC



**1**

**Dereon Seabron**  
G · 6-7 · 180 · SO  
Norfolk, VA



**3**

**Cam Hayes**  
G · 6-3 · 180 · SO  
Greensboro, NC



**4**

**Jericole Hellems**  
F · 6-7 · 200 · SR  
St. Louis, MO



**5**

**Thomas Allen**  
G · 6-1 · 175 · SR  
Raleigh, NC



**10**

**Breon Pass**  
G · 6-0 · 175 · FR  
Reidsville, NC



**11**

**Jaylon Gibson**  
F · 6-10 · 220 · SO  
Zebulon, NC



**12**

**Chase Graham**  
G · 6-1 · 180 · JR  
Raleigh, NC



**14**

**Casey Morsell**  
G · 6-3 · 200 · JR  
Ft. Washington, MD



**15**

**Manny Bates**  
F · 6-11 · 230 · JR  
Fayetteville, NC



**20**

**Alex Nunnally**  
G · 6-2 · 180 · FR  
Cary, NC



**21**

**Ebenezer Dowuona**  
F · 6-11 · 225 · SO  
Accra, Ghana



**23**

**Greg Gantt**  
F · 6-8 · 215 · JR  
Fayetteville, NC



**24**

**Ernest Ross**  
F · 6-9 · 190 · FR  
Alachua, FL



**Kevin Keatts**  
Head Coach  
Fifth Season



**James Johnson**  
Assistant Coach  
Fifth Season



**Roy Roberson**  
Assistant Coach  
Fourth Season



**Mike Summey**  
Assistant Coach  
Second Season