

CAROLINA

GAME 17: at Miami
Tuesday, January 18
Watsco Center
Coral Gables, Fla.
7 p.m. – ACC Network

2021-22 SCHEDULE

12-4, 4-1 ACC

(9-0 Home, 3-1 Away, 0-3 Neutral)

NOVEMBER (AP rankings)

9	Loyola Maryland (19/-)	W, 83-67	ACCN
12	Brown (19/-)	W, 94-87	ACCN
16	at College of Charleston (18/-)	W, 94-83	CBSSN
20	vs. Purdue\$ (18/6)	L, 84-93	ESPN News
21	vs. Tennessee\$ (18/17)	L, 72-89	ESPN
23	UNC Asheville (-/-)	W, 72-53	RSN

DECEMBER

1	Michigan# (-/24)	W, 72-51	ESPN
5	at Georgia Tech (-/-)	W, 79-62	ESPN
11	Elon (-/-)	W, 80-63	ACCN
14	Furman (-/-)	W, 74-61	ESPN2
18	vs. Kentucky! (-/21)	L, 69-98	CBS
21	Appalachian State (-/-)	W, 70-50	ACCN

JANUARY

2	at Boston College (-/-)	W, 91-65	ESPN2
5	at Notre Dame (-/-)	L, 73-78	ESPN2
8	Virginia (-/-)	W, 74-58	ESPN
15	Georgia Tech (-/-)	W, 88-65	ACCN
18	at Miami (-/-)	7 p.m.	ACCN
22	at Wake Forest (-/-)	8 p.m.	ACCN
24	Virginia Tech	8 p.m.	ACCN
26	Boston College	7 p.m.	RSN
29	NC State	2 p.m.	ACCN

FEBRUARY

1	at Louisville	8 p.m.	ACCN
5	Duke	6 p.m.	ESPN
8	at Clemson	9 p.m.	
12	Florida State	2 p.m.	
16	Pittsburgh	8 p.m.	ACCN
19	at Virginia Tech	4 p.m.	
21	Louisville	7 p.m.	ESPN
26	at NC State	2 or 4 p.m.	
28	Syracuse	7 p.m.	ESPN

MARCH

5	at Duke	6 p.m.	ESPN
8-12	ACC Tournament*		

SITE/SPECIAL EVENT KEY

\$ Basketball Hall of Fame Tipoff Tournament, Uncasville, Conn.

ACC-Big Ten Challenge

! CBS Sports Classic, Las Vegas

* ACC Tournament, Brooklyn

All times Eastern

UNC at MIAMI BROADCAST INFORMATION

TV: ACC Network (Rece Davis, Debbie Antonelli)

RADIO: Tar Heel Sports Properties (Jones Angell, Eric Montross, Adam Lucas, Dave Nathan). See page 3 for a station list.

SATELLITE RADIO: Sirius/XM 371, Sirius/XM App 84

7 NATIONAL CHAMPIONSHIPS: NCAA 1957, 1982, 1993, 2005, 2009, 2017; Helms 1924
 20 FINAL FOURS



51 NCAA TOURNAMENT APPEARANCES
 32 ACC REGULAR-SEASON CHAMPIONSHIPS
 18 ACC TOURNAMENT CHAMPIONSHIPS



38 TIMES IN THE FINAL ASSOCIATED PRESS TOP-10 RANKINGS

GAME 17

- Two of the top teams in the ACC square off when the Tar Heels travel to Coral Gables, Fla., on Tuesday to play the Miami Hurricanes.
- Tip time is 7:01 p.m. The game will be broadcast on the ACC Network.
- Carolina is 12-4, 4-1 in the ACC, tied with Duke in second place, one-half game behind the Hurricanes, who are 13-4, 5-1.
- The Tar Heels are 24th in KenPom's overall rankings. The Tar Heels are 13th in the country in offensive efficiency (116.2) and 21st in effective field goal percentage (55.0%). UNC is on pace to shoot its highest effective field goal percentage since shooting 56.0% and finishing No. 4 in the country in that statistic in 2004-05.
- The Tar Heels rank sixth in the country in three-point percentage, 23rd in field goal percentage and 43rd in free throw percentage.
- Carolina defeated Georgia Tech, 88-65, on Saturday to improve to 9-0 at home this season. Armando Bacot scored a career-high 29 points for the second straight game, RJ Davis had 21 points and six assists and the Tar Heels held Michael Devoe, the ACC's top scorer entering the game, to only two points in the UNC victory.

Check page 15 for more information on Carolina vs. Georgia Tech.

- Armando Bacot has won ACC Player-of-the-Week honors each of the last two weeks. Bacot won for Jan. 3-9 for his play against Virginia and Notre Dame (game highs with 21 points and 17 rebounds) and Jan. 10-16 for his 29 points and 12 rebounds vs. Georgia Tech.

- Bacot is the first Tar Heel to win multiple ACC Player-of-the-Week honors in the same season since Luke Maye in 2018-19. He is the first Tar Heel to win in consecutive weeks since Joel Berry II in January 2017.

- Over the last seven games Bacot has scored 149 points, grabbed 94 rebounds and shot 65.6% from the floor. He's the only Tar Heel ever to do that in any seven-game stretch. He is averaging 21.3 points and 13.4 rebounds over those seven games.

- Bacot has double-doubles in each of the last seven games, the longest streak by a Tar Heel since John Henson had nine consecutive in 2010-11. Bacot's seven-game streak is the eighth-longest by a Tar Heel (Mitch Kupchak and Sean May are tied for sixth at eight straight).

- Bacot had 29 points and 22 rebounds against Virginia on January 8 and 29 points and a dozen boards vs. Georgia Tech a week later. He is just the fourth Tar Heel to ever

STATISTICAL COMPARISON

	UNC	MIAMI
Record	12-4, 4-1	13-4, 5-1
Points/Game	79.3	76.3
Scoring Defense	70.2	73.2
Scoring Margin	+9.1	+3.1
FG%	.482	.472
3FG%	.398	.353
3FGs/Game	8.1	7.2
FT%	.759	.747
FG% Defense	.429	.458
3FG% Defense	.323	.368
Oppt 3FGs/Game	7.6	9.2
Rebounds/Game	39.9	30.9
Offensive Rebs/Game	9.6	7.8
Rebound Margin	+9.1	-4.5
Assists/Game	15.1	13.2
Turnovers/Game	12.3	9.6
Assists/Turnovers	1.2	1.4
Turnovers Forced/Game	9.8	13.8

KenPom.com (as of January 17)

Overall Ranking	24	85
Offensive Efficiency	116.2 (13)	114.3 (21)
Defensive Efficiency	97.8 (73)	104.6 (198)
Effective FG Pct.	55.0 (21)	53.5 (51)
Turnover Pct.	17.3 (78)	13.9 (7)
Offensive Rebound Pct.	29.3 (145)	23.7 (305)
FTA/FGA	30.5 (156)	33.8 (77)
Strength of Schedule	46	50

CAROLINA STATS IN WINS vs. LOSSES

	12 Wins	4 Losses
Points Per Game	80.9	74.5
Oppt. Points Per Game	63.8	89.5
FG%	.494	.445
Oppt. FG%	.393	.530
3FG%	.413	.356
3FGs Per Game	8.3	7.8
Oppt. 3FG%	.284	.449
Oppt. 3FGs Per Game	6.8	9.5
FT%	.742	.814
Oppt. FT%	.699	.691
Rebound Margin	+12.8	-2.0
Assists/Turnovers	201/144 (1.4)	41/53 (0.8)
Opponent A/TO	134/122 (1.1)	84/35 (2.4)

Carolina's Top 5 Scorers 12 Wins

Armando Bacot	18.1
Caleb Love	16.3
Brady Manek	13.2
RJ Davis	12.8
Dawson Garcia	8.9

Carolina's Top 5 Scorers 4 Losses

Armando Bacot	15.3
RJ Davis	15.3
Caleb Love	13.3
Dawson Garcia	12.0
Brady Manek	11.5

UNC'S RECORD WHEN ... UNDER HUBERT DAVIS

	2021-22
Home	9-0
Away	3-1
Neutral	0-3
Overtime	
Leads at Half	8-0
Trails at Half	2-4
Tied at Half	2-0
UNC shoots 50% or better FG	6-0
UNC shoots 40-49.9% FG	5-4
UNC shoots under 40% FG	1-0
Opponents shoot 50% or better FG	1-3
Opponents shoot 40-49.9% FG	6-1
Opponents shoot under 40% FG	5-0
UNC has more rebounds	12-2
Opponents have more rebounds	0-2
Teams have same number of rebounds	
UNC has more offensive rebounds	9-2
Opps have more offensive rebounds	3-2
UNC has more turnovers	8-4
Opponents have more turnovers	2-0
Teams have same number of turnovers	2-0
UNC scores 80 or more points	6-1
UNC scores less than 80 points	6-3
UNC scores 90 or more points	3-0
UNC scores 100 or more points	
Opponents score 80 or more points	2-3
Opponents score less than 80 points	10-1
Opponents score 90 or more points	0-2
Opponents score 100 or more points	
OVERALL RECORD	12-4

CURRENT STREAKS

Overall	Won 2
Home	Won 11
Road	Lost 1
Neutral Site	Lost 5
vs. ACC Opponents (all games)	Won 2
vs. Home Non-ACC	Won 7
vs. Home ACC	Won 11
vs. Road Non-ACC	Won 1
vs. Road ACC	Lost 1
AP-ranked opponents	Lost 1
Overtime	Lost 3
UNC Scores 100 Points	Won 12
UNC Scores 90 Points	Won 9
UNC Scores 80 Points	Won 3
UNC Scores Less than 80 Points	Won 1
UNC Scores Less than 70 Points	Lost 5
Opponents Score 80 Points	Lost 3
UNC Leads at the Half	Won 16
Tied at the Half	Won 2
UNC Trails at the Half	Lost 4
UNC Shoots 50% Field Goals	Won 14
UNC Shoots Under 40% Field Goals	Won 1
Opponents Shoot 50% Field Goals	Lost 3
Opponents Shoot Under 40% Field Goals	Won 9
UNC Makes 7 or More 3FGs	Won 2
Opponents Make 10 or More 3FGs	Lost 1
UNC Makes 20 Free Throws	Lost 1
Opponents Make More Free Throws	Won 2
UNC Has More Rebounds	Won 2
Opponents Have More Rebounds	Lost 4
UNC Has More Turnovers	Won 1
Opponents Have More Turnovers	Won 2

have at least 29 points and 12 rebounds in consecutive games – joining Lennie Rosenbluth, Billy Cunningham and Charlie Scott, who last accomplished that in 1970.

- Bacot is second in the country in double-doubles (12), fifth in rebounding (11.3 per game) and sixth in field goal percentage (.640).
- Bacot and Arkansas State's Norchad Omier are the only players in the top six in the country in those three categories.
- Bacot leads the ACC in double-doubles, field goal shooting and rebounding. The last player to lead the ACC in those three categories in the same season was Duke's Marvin Bagley in 2018. No Tar Heel has ever led the league in those categories in the same season.
- Bacot leads the ACC in conference play in scoring (22.4), rebounding (15.0), field goal percentage (.657) and double-doubles (5).
- Bacot is leading Carolina in scoring (16.6), rebounding, field goal percentage and blocks (23). He also led UNC in those categories last season. No Tar Heel has ever led those four categories in consecutive seasons.
- Bacot's 11.3 rebounds per game are on pace for the highest average by a Tar Heel since Mitch Kupchak grabbed 11.3 per game in 1975-76.

SCHEDULE UPDATE

- Carolina's December 29 home game against Virginia Tech was postponed due to Covid protocols in the Hokie program. That game has been rescheduled for Monday, January 24, at 8 p.m., in the Smith Center.
- UNC's game at Louisville was moved back a day from January 31 to February 1.

UNC-MIAMI ALL-TIME

- Carolina is 26-8 against the Hurricanes, including 19-7 since Miami joined ACC prior to the 2004-05 season.
- The Tar Heels are 10-3 on the road, including 8-3 in the Watson Center.
- UNC has won five in a row against Miami and eight of the last 10.
- The Tar Heels have won the last two games in Coral Gables on 1/19/2019 and 1/5/21. Miami's last home win over the Tar Heels was by 15 points in UNC's 2017 national title season.
- The teams played once last season. Senior guard Andrew Platek hit the game-winning basket with 3.8 seconds to play to give Carolina a 67-65 victory at the Watson Center.
- Carolina made nine three-pointers and shot 45 percent from three-point range (9 of 20), while only making 29.3 percent from two-point range (12 of 41).
- UNC won despite committing 20 turnovers and shot 34.4% from the floor.
- Leaky Black had career highs in field goals (6), three-pointers (4 for 4) and points (16).
- Day/Ron Sharpe, now a rookie center with the Brooklyn Nets, had 16 rebounds.
- Kerwin Walton made three three-pointers, scored 13 points and had four assists.

SCORING

- The Tar Heels scored 88 points at home against Georgia Tech and are averaging 81.0 in five conference games this season.
- Carolina is second to Miami (81.8 ppg) in scoring in league play.
- The Tar Heels lead the ACC in scoring margin in conference games (+15.8). Miami is fourth (+3.8).

TABLE OF CONTENTS

UNC/Opponent Statistical Comparisons	1
Current Game TV/Radio Listing	1
UNC Record When ... (Team & Individual)	2
Streaks	2
NCAA, ACC Stat Rankings	3
Tar Heel Sports Network Radio Station List	3
SID Contact Info, Press Conference Schedule	4
Series vs. Miami	5
Carolina Basketball Facts & Figures	6
Carolina History By the Numbers	7-8
UNC in the Associated Press Poll	9
2021-22 Rosters, Pronunciation Guide	10
2021-22 Schedule	11
Postgame Notes	12-15
Hubert Davis Bio	16
Player Bios and Stats	
One-Page Player Quick Notes	17
No. 0 Anthony Harris	18
No. 1 Leaky Black	19
No. 2 Caleb Love	20
No. 3 Dontrez Styles	21
No. 4 RJ Davis	22
No. 5 Armando Bacot	23-24
No. 11 D'Marco Dunn	25
No. 13 Dawson Garcia	26
No. 14 Puff Johnson	27
No. 22 Justin McKoy	28
No. 24 Kerwin Walton	29
No. 45 Brady Manek	30
Career Highs	31
2021-22 Stat Charts	
Team Game-by-Game Stats	32
Highs and Lows	33
Miscellaneous Stats	34
Plus/Minus	35
Specialty Stats, Starters	36
Last Time it Happened, UNC	37-38
Last Time it Happened, UNC Freshmen	39
Last Time it Happened, Opponents	39-40
Box Scores	41-44
Fall '21 Signees	45
UNC Single-Game Records	46
Smith Center Records	47
Photo/TV Roster	48
2021-22 UNC Stats	49-52

UNC'S RECORD THIS SEASON WHEN...

Four players score in double figures	8-1
Three players score in double figures	3-2
Two players score in double figures	1-1
Armando Bacot scores in double figures	10-3
RJ Davis scores in double figures	7-4
Dawson Garcia scores in double figures	4-1
Caleb Love scores in double figures	11-3
Brady Manek scores in double figures	9-1
Kerwin Walton scores in double figures	2-0
Armando Bacot has a double-double	9-3
Dawson Garcia has a double-double	1-0
Brady Manek has a double-double	1-0
Two Tar Heels have double-doubles	2-0
Two players score 20 points	5-0
Armando Bacot scores 20 or more points	5-2
RJ Davis scores 20 or more points	3-0
Dawson Garcia scores 20 or more points	2-1
Caleb Love scores 20 or more points	5-0
Brady Manek scores 20 or more points	1-1
Caleb Love has more assists than turnovers	9-2
Caleb Love has five or more assists	6-0
RJ Davis has more assists than turnovers	9-3
Leaky Black has three or more assists	7-0
Caleb Love makes multiple 3FGs	10-3
RJ Davis makes multiple 3FGs	5-3
Brady Manek makes multiple 3FGs	6-1
Davis, Love & Manek make multiple 3FGs	3-1
Kerwin Walton makes multiple 3FGs	3-1

ACC & NCAA TEAM STAT RANKINGS

Category	Value	NCAA rank	ACC rank
Scoring	79.3	32	2
Scoring Defense	70.2	215	12
Scoring Margin	+9.1	79	4
FG%	.482	23	2
3FG%	.398	6	1
3FGs/Game	8.1	127	4
FT%	.759	43	1
FG% Defense	.429	187	10
3FG% Defense	.323	144	7
Rebounds/Game	39.9	33	1
Offensive Reb/Game	9.6	228	8
Rebound Margin	+9.1	9	1
Assists/Game	15.1	76	3
Turnovers/Game	12.3	109	10
Turnovers Forced/Game	9.8	345	15
Assist/Turnovers	1.2	68	7

as of Jan. 17

FIELD GOAL SHOOTING

- Carolina is second in the ACC and 23rd in the country in field goal percentage at .482, which is on pace for its best shooting performance since 2015-16 (also 48.2%).
- In its first five ACC games the Tar Heels are shooting a league-best 50.5% from the floor. Carolina and Miami (.500) are the only two teams shooting 50% in conference play thus far this season.
- Carolina is 6-0 when shooting at least 50% from the floor this season (UNC was 220-9 when shooting 50% under Roy Williams).
- The Tar Heels have shot 50% or better from the floor in the second half in eight of the last 10 games and 10 times in 16 games this season. The Tar Heels have shot 50% or better four times in the first half this season, including the previous game against Georgia Tech.
- Carolina is shooting 51.9% from the floor in the second half and holding its opponents to 44.6%. The opponents are shooting just 39.0% in the second half in Carolina's 12 victories.
- Purdue, Tennessee, Kentucky and Notre Dame averaged 89.5 points, shot 53% from the floor, 44.9% from three and had 84 assists and 35 turnovers in their wins over UNC.
- Carolina is 21st nationally in effective field goal percentage (which takes into account the added value of three-point shooting). The Tar Heels' effective FG percentage is 55.0, an improvement from 46.4% in 2019-20 and 48.3% in 2020-21.
- By comparison, Carolina's effective FG percentage in its most recent NCAA championship seasons were 51.7% in 2016-17, 52.8% in 2008-09 and 56.0% in 2004-05.
- Bacot's ACC-leading field goal percentage of .640 is on pace to be the highest by a Tar Heel since Brandon Wright shot 64.6% in 2006-07.

FREE THROWS

- Carolina has made 30 more free throws than its opponents have attempted (221 made by UNC vs. 191 attempted by the opponents).
- The Tar Heels are shooting 75.9% from the line, their best percentage since 1984-85, when they converted 76.1%.
- Carolina is on pace for its third-highest free throw percentage. The Tar Heels shot 78.3% in 1983-84 and 76.1% in 1984-85.
- Caleb Love leads UNC at the stripe this season at 83.3%. The sophomore guard has made 108

of 132 free throws as a Tar Heel. He has the 16th-highest percentage (.818) in UNC history.

- RJ Davis is shooting 81.6% from the line in his two seasons. He is 93 for 114 (needs seven more makes to qualify for the UNC list).
- Carolina has made 81.4% of its free throw attempts in its four losses.

DEFENSE

- UNC has held its opponents to 65 or fewer points in each of its last nine victories. It's the first time UNC has held the opponents under 70 points in nine consecutive wins since 2006-07, when it did that in 15 straight wins.
- Carolina has held the opposition to 528 combined points in its last nine victories. Those are the fewest points allowed over nine consecutive wins since the 2006-07 season. UNC allowed 506 points in wins from December 19 to January 20 that season.
- Carolina has won four times this season when it allowed fewer than 60 points (53 by UNC Asheville, 51 by Michigan, 50 by App State and 58 by Virginia).

CALEB'S THREES

- Caleb Love has made 37 three-pointers in the first 16 games. Last year, Love finished his freshman season with 34 threes in 29 games. He was 34 for 128 last year. This year, Love has 37 threes in 82 tries.
- Love has improved his three-point percentage from 26.6% as a freshman to 45.1% this season. He is on pace to shoot the sixth-highest percentage in a season by a Tar Heel.
- Love is 16 for 31 from three over the last five games.

BACOT DOUBLING DOWN

- Armando Bacot is the third Tar Heel to start a season with 12 double-doubles in the first 16 games but is the first to do in nearly 60 seasons.
- The only others were Doug Moe in 1960-61 (14 in 16 games), Billy Cunningham in 1962-63 (15 of 16) and Cunningham again in 1963-64 (all 16).
- Bacot leads the ACC and is second in the nation in double-doubles. Fardaws Aimaq of Utah Valley has 15 and Oscar Tshiebwe of Kentucky is tied with Bacot with 12.
- Bacot has 30 double-doubles in 77 games over three seasons as a Tar Heel. His double-double rate (39.0%) is the 10th highest by a Tar Heel and the fourth highest in the last 50 years.

Double-Doubles	Games	Pct.
Billy Cunningham, 1962-65	60	69 .870
Lennie Rosenbluth*, 1954-57	39	76 .513
Antawn Jamison, 1995-98	51	104 .490
Doug Moe, 1958-61	29	60 .483
Rusty Clark, 1966-69	43	91 .473
Larry Miller, 1965-68	42	91 .462
Robert McAdoo, 1971-72	14	31 .452
Pete Brennan*, 1955-58	35	81 .432
Sean May, 2002-05	33	77 .429
Armando Bacot, 2019-active	30	77 .390
Bobby Jones, 1971-74	35	92 .380
Mitch Kupchak, 1972-76	44	119 .370

* Rosenbluth and Brennan played numerous games where their rebound totals are unknown

TAR HEEL SPORTS NETWORK GAME BROADCAST STATION LIST

Albemarle	WPSC 1010AM/107.3FM
Asheville	WPEK 880AM/92.9FM
Boone	WZJS 100.7/99.1FM
Bryson City	WBHN 1590AM/94.1FM
Burlington	WBAG 1150AM
Chapel Hill	WCHL 1360AM / 97.9FM
Charlotte	WBT 1110AM/99.3FM
Fayetteville	WFAY 1230AM/100.1FM
Goldensboro	WFMC 730AM/105.7FM
Greensboro	WPTI 94.5FM
Greenville	WRHD 97.9FM
Henderson	WIZS 1450AM/100.1FM
Hendersonville	WHKP 1450AM/107.7FM
Kinston	WWMC 1010AM/92.9FM
Laurinburg	WEWO 1460AM
Lincolnton	WLON 1050AM
Lumberton	WAGR 1340AM
Manteo	WOBX 98.1FM
Martinsville	WHEE 1370AM
Morganton	WMNC 92.1FM
Mountain Airy	WSYD 1300AM/106.1FM
New Bern	WNBU 94.1FM
Raleigh	WPTF 680AM/98.5FM
Rockingham	WAYN 900AM
Rolesville	WPTF 98.7FM
Roxboro	WKRX 96.7 / WRXO 1430AM
Rutherfordton	WCAB 590AM / 100.9FM
Salisbury	WSTP 1280 AM
Sanford	WFJA 105.5 FM
Shelby	WOHS 1390AM
Smithfield	WPTF 107.5FM
Waynesville	WMXF 1400AM
West Jefferson	WKSK 580AM/93.5FM
Williamston	WIAM 900AM
Wilmington	WMFD 630AM/101.7FM

MORE SCORING

- Five Tar Heels have scored 20 or more points in a game this season. Armando Bacot has scored 20 or more seven times, Caleb Love has five 22-point games, RJ Davis and Dawson Garcia have three 20-point games and Brady Manek has two.
- Tar Heels have scored 20 or more points 20 times in 16 games, including five games in which two players scored 20 or more (Loyola, Brown, Charleston, Elon and home vs. Georgia Tech). Last season, UNC had only seven 20-point performances in 29 games. Freshman Day'Ron Sharpe became the first Tar Heel to score 20 or more when he had 25 against Notre Dame in the season's 10th game. UNC did not have any games last season when two players scored 20 or more points.
- This is the 11th Tar Heel team to have five players score 20 points at least twice: 1960, 1969, 1971, 1973, 1989, 2000, 2005, 2009, 2016, 2018 and 2022. Five of the other 10 teams to accomplish that played in Final Fours.
- Bacot has scored 20 or more points seven times this season. He did that five times in his first two seasons combined.
- Love has scored 22 points five times – against Loyola Maryland, Charleston, Michigan, Elon and Boston College. The sophomore scored 20 or more twice in 29 games last season.
- Carolina is 7-0 when Love scores 20 or more and 9-1 when he makes 50% of his field goal attempts (4-0 last season and 5-1 in 2021-22).
- The Notre Dame game on January 5 was the first time in two seasons UNC lost when Love made 50% of his field goal attempts.

DIALING LONG-DISTANCE

- The Tar Heels are shooting 39.8% from three, best in ACC and sixth in the country.
- Carolina has shot 40% or higher in five previous seasons but not since winning the national

championship in 2004-05, when it made 40.3% from three-point range.

- Three Tar Heels are shooting better than 40% from three – Caleb Love (45.1%), Dawson Garcia (44.0%) and RJ Davis (43.9%).
- Carolina is shooting 43.8% from three in ACC games, led by Caleb Love, who is 17 for 31 in conference play (.534), and RJ Davis (13 for 26), who are both making at least half their attempts in league action. Brady Manek is also converting 40.6% in ACC games.
- Carolina makes 8.1 threes per game, on pace for the fifth-highest average in UNC history.
- The Tar Heels made 41.3% of their threes in their 12 wins compared to 35.6% in the four losses. The opponents have more than a 16-point swing, converting 44.9% in their four wins over Carolina and just 28.4% in the 12 losses.

UNC Three-Pointers Per Game, Last 10 Years

Year	Points per Game
2021-22	8.13
2020-21	5.59
2019-20	5.48
2018-19 (UNC record)	8.67
2017-18	8.24
2016-17	7.08
2015-16	5.60
2014-15	4.84
2013-14	4.29
2012-13	7.56

UNC Three-Pointers Per Game, All-Time

2018-19	8.67
2002-03	8.29
1982-83 (experimental distance)	8.25
2017-18	8.24
2021-22	8.13

STILL HITTING THE BOARDS

- The Tar Heels lead the ACC and are ninth in the country in rebound margin at plus 9.1 per game. UNC also leads the league in rebounds per game (39.9).
- Carolina has led the ACC in rebound margin in each of the previous six seasons and in 13 of 18 seasons under Roy Williams.
- UNC has won the battle of the boards 14 times in 16 games this season. The Tar Heels are 12-2 when out-rebounding their opponents and 0-2 when getting out-rebounded (Tennessee and Kentucky).
- Under Roy Williams the Tar Heels won 82.3% of the games they out-rebounded their opponents. The Tar Heels were victorious in only 46.8% of the games they were out-rebounded under Williams.

PLUS/MINUS LEADERS

- Bacot and Leaky Black lead UNC in plus/minus at plus 198 and plus 179, respectively. Bacot and Black have both led UNC in plus/minus five times.
- Love's plus 34 at Boston College is the highest by a Tar Heel this season.
- Last season Bacot led the team with a plus 121.

THIRD ALL-TIME IN WINS

- The win at Georgia Tech on December 5 was No. 2,300 in Carolina history. UNC is the third team in college basketball history with 2,300 wins (with Kentucky and Kansas).
- The Tar Heels enter the Miami game with 2,306 wins.

SMITH CENTER

- Carolina is 445-81 all-time in the Dean E. Smith Center.
- The Tar Heels are 227-63 in the Smith Center in ACC play and 394-95 at home in ACC play (in three home venues).

HUBERT

- Hubert Davis named Carolina's 20th head coach, and first Black head coach, on April 5, 2021.
- Davis is the fourth Tar Heel head coach who also played at UNC, joining Reynolds Cuthbertson, Monk McDonald and Matt Doherty.
- Davis played for Dean Smith from 1988-92, was selected by the New York Knicks in the first round of the NBA Draft and played a dozen seasons in the NBA. He was a college basketball analyst at ESPN for seven years and an assistant coach on Roy Williams' Tar Heel staff from 2012-21.

SHAVER JOINS ROSTER

- Will Shaver signed with UNC in November and has joined the team this semester, although he will not play this season.
- The Birmingham, Ala., native began practicing with the team in January.
- Shaver led Oak Mountain High School to back-to-back appearances in the state finals and the 2021 Class 7A title. He averaged 14.3 points and 7.7 rebounds and was named second-team all-state.

TAR HEEL STAFF

- Head coach Hubert Davis is a Tar Heel alum, and so are each of his assistant coaches and members of the basketball staff.
- Assistant coaches Brad Frederick (1996-99), Jeff Lebo (1985-89) and Sean May (2002-05), Director of Recruiting Pat Sullivan (1990-93, 1994-95) and Director of Team and Player Development Jackie Manuel (2001-05) all played for the Tar Heels. Director of Operations Eric Hoots has been on staff for 18 seasons.
- Frederick played on Final Four teams that won ACC championships in 1997 and 1998.
- Lebo is a 20-year head coaching veteran who set 10 UNC records in his playing career.
- May was the Most Outstanding Player of the 2005 NCAA Final Four, scoring 26 points in the national championship game vs. Illinois.
- Manuel was twice named Carolina's defensive player of the year and was a starter on the 2005 NCAA champions.
- Sullivan was a key contributor on the 1993 national champions and is one of seven Tar Heels who have played in three Final Fours.
- Davis, Lebo, May and Frederick combined to score 4,441 points as Tar Heels. Syracuse is the only school whose coaches scored more points at their alma mater than UNC (Gerry McNamara, Adrian Autry, Allen Griffin and Jim Boeheim scored 5,189 for the Orange).

PRO HEELS

NBA

Cole Anthony, Orlando
 Harrison Barnes, Sacramento
 Tony Bradley, Chicago
 Reggie Bullock, Dallas
 Ed Davis, Cleveland
 Wayne Ellington, Los Angeles Lakers
 Danny Green, Philadelphia
 Justin Jackson, Phoenix

CAROLINA BASKETBALL SPORTS INFORMATION/ MEDIA RELATIONS

Senior Associate AD (contact for Hubert Davis)

Steve Kirschner

Direct Office Phone

(919) 962-7258

Cell Phone

(919) 475-2695

Email

stevekirschner@unc.edu

Associate Director (contact for player interviews)

Matt Bowers

Cell Phone

(919) 619-7021

Email

mattbowers@unc.edu

Office Phone

(919) 962-2123

Office Location

UNC Media & Communications Center
 2nd Floor, 380 Skipper Bowles Drive

Web Site

GoHeels.com

Carolina Basketball Twitter

@UNC_Basketball

Stats and Notes Twitter

@UNCMBBStats

Instagram

UNC_Basketball

YouTube

UNCTarHeelsAthletics

PRESS CONFERENCE SCHEDULE

Jan 21	day before at Wake Forest game	2 p.m.
Jan 28	day before NC State game	2 p.m.
Feb 3	two days before Duke game	2 p.m.
Feb 11	day before Florida State game	2 p.m.
Feb 18	day before at Virginia Tech game	2 p.m.
Feb 25	day before at NC State game	2 p.m.
March 3	two days before at Duke game	2 p.m.

Cochair Davis on the ACC Media Zoom

January 17, February 7 and 14 at Noon
 January 31 at 11:50 a.m.

Cochair Davis will not participate in the ACC Media Zoom on January 24, February 21 and February 28 as UNC plays on those dates.

Cameron Johnson, Phoenix
 Nassir Little, Portland
 Theo Pinson, Dallas
 Day'Ron Sharpe, New Jersey
 Coby White, Chicago

International source: TarHeelInternational.com

Nate Britt, Yoast United, The Netherlands
 Isaiah Hicks, Seoul Samsung Thunders, South Korea
 Desmond Hubert, Al Arabi, Kuwait
 Brice Johnson, Toyama Grouses, Japan
 Christian Keeling, BC Rustavi, Georgia
 Justin Knox, Neo-Phoenix, Japan
 Ty Lawson, US Monastir, Tunisia
 Sterling Manley, Sichuan Blue Whales, China
 Luke Maye, BAXI Manresa, Spain
 James Michael McAdoo, Hitachi Sun Rockers, Japan
 Kennedy Meeks, Cholet Basket, France
 Marcus Paige, Orleans Loiret, France
 Justin Pierce, VfL Kircheim Knights, Germany
 Reyshawn Terry, Plateros de Fresnillo, Mexico
 Deon Thompson, Leones des Ponce, Puerto Rico
 J.P. Tokoto, Hapoel Tel Aviv, Israel
 Jawad Williams, Yamagata Wyverns, Japan
 Kenny Williams, Kolossos Rhodes, Greece

SERIES VS. MIAMI



MIAMI (UNC 26-8)

Date	W-L	NC	UM	Site	Rank	Coach
1-13-50	W	55	53	away, Coral Gables Coliseum	—	TS
1-14-50	W	65	51	away, Coral Gables Coliseum	—	TS
12-6-86	W	122	77	home, Smith Center	1/-	DES
2-5-90	W	87	74	home, Smith Center	25/-	DES
12-18-99	W	78	68	Sunrise, Fla., Nat'l Car Rental Ctr, Orange Bowl Classic	7/-	BG
12-4-00	W	67	45	home, Smith Center	14/-	MD
1-4-03	L (ot)	61	64	away, Convocation Center	—	MD
1-7-04	W	89	64	home, Smith Center	12/-	RW
1-22-05	W	87	67	home, Smith Center	6/-	RW
1-14-06	L	70	81	home, Smith Center	20/-	RW
2-12-06	W	80	70	away, BankUnited Center	23/-	RW
1-31-07	W	105	64	home, Smith Center	3/-	RW
1-23-08	W	98	82	away, BankUnited Center	5/-	RW
1-17-09	W	82	65	home, Smith Center	5/-	RW
2-15-09	W	69	65	away, BankUnited Center	3/-	RW
3-2-10	W	69	62	home, Smith Center	—	RW
1-26-11	W	74	71	away, BankUnited Center	—	RW
3-11-11	W	61	59	Greensboro Coliseum, ACC	6/-	RW
1-10-12	W	73	56	home, Smith Center	3/-	RW
2-15-12	W	73	64	away, BankUnited Center	8/-	RW
1-10-13	L	59	68	home, Smith Center	—	RW
2-9-13	L	61	87	away, BankUnited Center	-/8	RW
3-17-13	L	77	87	Greensboro Coliseum, ACC	-/9	RW
1-8-14	L	57	63	home, Smith Center	—	RW
2-28-15	W	73	64	away, BankUnited Center	15/-	RW
2-20-16	W	96	71	home, Smith Center	5/11	RW
1-28-17	L	62	77	away, Watsco Center	9/-	RW
3-9-17	W	78	53	Barclays Center, Brooklyn, ACC	6/-	RW
2-27-18	L	88	91	home, Smith Center	9/-	RW
3-8-18	W	82	65	Barclays Center, Brooklyn, ACC	12/24	RW
1-19-19	W	85	76	away, Watsco Center	13/-	RW
2-9-19	W (ot)	88	85	home, Smith Center	8/-	RW
1-25-20	W	94	71	home, Smith Center	—	RW
1-5-21	W	67	65	away, Watsco Center	—	RW

UNC at home (all at Smith Center)– 12-4

UNC on the road– 10-3

UNC at Watsco Center/BankUnited/Convocation Center– 8-3

UNC at neutral sites– 4-1

Roy Williams vs. Miami– 20-7

UNC in Overtime– 1-1

UNC Largest Win– 55 (122-77, 1986-87)

UNC Largest Loss– 26 (61-87, 2012-13)

UNC Most Points– 122 (1986-87)

CAROLINA BASKETBALL HISTORICAL FACTS & FIGURES

Seasons: 111

All-Time: 2306-833 (.735)

ACC Regular-Season: 719-297 (.708)

All-Time Home: 1,019-192 (.841)

Dean E. Smith Center: 445-81 (.846)

Smith Center ACC: 227-63 (.783)

Smith Center Non-Conference: 218-18 (.924)

ACC Regular-Season Titles (32)

1956, 1957, 1959, 1960, 1961, 1967, 1968, 1969, 1971, 1972, 1976, 1977, 1978, 1979, 1982, 1983, 1984, 1985, 1987, 1988, 1993, 1995, 2001, 2005, 2007, 2008, 2009, 2011, 2012, 2016, 2017, 2019

ACC Tournament Record: 104-49 (.680)

ACC Tournament Titles (18)

1957, 1967, 1968, 1969, 1972, 1975, 1977, 1979, 1981, 1982, 1989, 1991, 1994, 1997, 1998, 2007, 2008, 2016

NCAA Tournament Record: 126-48 (.724)

NCAA Tournament Appearances (51)

1941, 1946, 1957, 1959, 1967, 1968, 1969, 1972, 1975, 1976, 1977, 1978, 1979, 1980, 1981, 1982, 1983, 1984, 1985, 1986, 1987, 1988, 1989, 1990, 1991, 1992, 1993, 1994, 1995, 1996, 1997, 1998, 1999, 2000, 2001, 2004, 2005, 2006, 2007, 2008, 2009, 2011, 2012, 2013, 2014, 2015, 2016, 2017, 2018, 2019, 2021

NCAA Championships (6)

1957, 1982, 1993, 2005, 2009, 2017

NCAA Championship Game Appearances (11)

1946, 1957, 1968, 1977, 1981, 1982, 1993, 2005, 2009, 2016, 2017

NCAA Final Fours (20)

1946, 1957, 1967, 1968, 1969, 1972, 1977, 1981, 1982, 1991, 1993, 1995, 1997, 1998, 2000, 2005, 2008, 2009, 2016, 2017

NCAA Regional Final or Elite Eights (28)

1941, 1946, 1957, 1967, 1968, 1969, 1972, 1977, 1981, 1982, 1983, 1985, 1987, 1988, 1991, 1993, 1995, 1997, 1998, 2000, 2005, 2007, 2008, 2009, 2011, 2012, 2016, 2017

NCAA Regional Semifinals or Sweet 16s (36)

1941, 1946, 1957, 1967, 1968, 1969, 1972, 1975, 1977, 1981, 1982, 1983, 1984, 1985, 1986, 1987, 1988, 1989, 1990, 1991, 1992, 1993, 1995, 1997, 1998, 2000, 2005, 2007, 2008, 2009, 2011, 2012, 2015, 2016, 2017, 2019

Helms Foundation National Champions: 1924

NIT Champions: 1971

National Players of the Year

(11 players, 13 seasons)

Jack Cobb 1924, George Glamack 1940-41, Lennie Rosenbluth 1957, Phil Ford 1978, James Worthy 1982, Michael Jordan 1983-84, Kenny Smith 1987, Jerry Stackhouse 1995, Antawn Jamison 1998, Sean May 2005, Tyler Hansbrough 2009

Naismith Hall of Fame (11)

Ben Carnevale 1970, Frank McGuire 1977, Dean Smith 1983, Billy Cunningham 1986, Bob McAdoo 2000, Larry Brown 2002, James Worthy 2003, Roy Williams 2007, Michael Jordan 2009, Charlie Scott 2018, Bobby Jones 2019

First-Team All-Americans 39 players, 63 times

Most Recent: Justin Jackson, 2017

Consensus First-Team All-Americans

(18 players, 27 times)

Cartwright Carmichael 1923-24, Jack Cobb 1924-25-26, George Glamack 1940-41, Lennie Rosenbluth 1957, Larry Miller 1968, Robert McAdoo 1972, Phil Ford 1977-78, James Worthy 1982, Sam Perkins 1983-84, Michael Jordan 1983-84, Kenny Smith 1987, J.R. Reid 1988, Jerry Stackhouse 1995, Antawn Jamison 1998, Joseph Forte 2001, Tyler Hansbrough 2007-08-09, Brice Johnson 2016, Justin Jackson 2017

Final Four MVPs (5)

James Worthy 1982, Donald Williams 1993, Sean May 2005, Wayne Ellington 2009, Joel Berry II 2017

National Coaches of the Year (12 times)

Frank McGuire 1957, Dean Smith 1977-79-82-83, Bill Guthridge 1998, Matt Doherty 2001, Roy Williams 2005-06-09-17-19

First-Team All-ACC (51 players, 78 times)

Most Recent: Cameron Johnson 2019

ACC Players of the Year (15 times)

Lennie Rosenbluth 1957, Pete Brennan 1958, Lee Shaffer 1960, Billy Cunningham 1965, Larry Miller 1967-68, Mitch Kupchak 1976, Phil Ford 1978, Michael Jordan 1984, Antawn Jamison 1998, Joseph Forte co-winner 2001, Tyler Hansbrough 2008, Ty Lawson 2009, Tyler Zeller 2012, Justin Jackson 2017

ACC Rookies of the Year (9)

Sam Perkins 1981, Michael Jordan 1982, J.R. Reid 1987, Ed Cota 1997, Joseph Forte 2000, Marvin Williams 2005, Tyler Hansbrough 2006, Brandon Wright 2007, Harrison Barnes 2011

ACC Tournament MVPs (19 times)

Lennie Rosenbluth 1957, Larry Miller 1967-68, Charles Scott 1969, Lee Dedmon 1971, Robert McAdoo 1972, Phil Ford 1975, John Kuester 1977, Dudley Bradley 1979, Sam Perkins 1981, James Worthy 1982, J.R. Reid 1989, Rick Fox 1991, Jerry Stackhouse 1994, Shammond Williams 1997, Antawn Jamison 1998, Brandon Wright 2007, Tyler Hansbrough 2008, Joel Berry II 2016

UNC'S ALL-TIME RANKINGS

	National Rank	Total
Wins	3rd	2,306
Winning Percentage	2nd	.735
NCAA Tournament Titles	3rd	6
Final Fours	1st	20
NCAA Tournaments	2nd	51
NCAA Tournament Games	2nd	174
NCAA Tournament Wins	2nd	126
NCAA Tournament Win Pct.	2nd	.724
ACC Regular-Season Titles	1st	32
ACC Regular-Season Wins	1st	719
ACC Tournament Titles	2nd	18
ACC Tournament Finals	1st	35
ACC Tournament Wins	2nd	104
NBA First-Round Draft Picks	2nd	54
NBA Draft Picks	3rd	118
1,000-Point Scorers	1st	78
Olympic Gold Medalists	1st	10

RECORDS VS. 2021-22 OPPONENTS

App State	7-0
Boston College	19-6
Brown	2-0
College of Charleston	6-3
Clemson	133-23
Duke	141-114
Elon	21-4
Florida State	51-16
Furman	24-2
Georgia Tech	71-27
Kentucky	25-17
Louisville	16-7
Loyola Maryland	2-0
Miami	26-8
Michigan	5-4
UNC Asheville	9-0
NC State	161-79
Notre Dame	27-9
Pittsburgh	15-5
Purdue	8-3
Stanford	13-0
Syracuse	14-6
Tennessee	10-2
Villanova	11-5
Virginia	132-60
Virginia Tech	70-15
Wake Forest	163-67

2021-22 ACC STANDINGS

	ACC	Pct.	Overall
Miami	5-1	.833	13-4
Duke	4-1	.800	14-2
North Carolina	4-1	.800	12-4
Florida State	4-2	.667	10-5
Notre Dame	4-2	.667	10-6
Wake Forest	4-3	.571	14-4
Louisville	4-3	.571	10-7
Virginia	4-3	.571	10-7
Boston College	2-3	.400	7-8
Clemson	2-4	.333	10-7
Syracuse	2-4	.333	8-9
Pittsburgh	2-4	.333	7-10
NC State	2-5	.286	9-9
Virginia Tech	1-4	.200	9-7
Georgia Tech	1-5	.167	7-9

through January 15

CAROLINA: BY THE NUMBERS



- 1 Carolina has been ranked **No. 1 in the final Associated Press poll** six times, the fourth most in college basketball history (1957, 1982, 1984, 1994, 1998 and 2008).
- 1 **First overall selection** in NBA Drafts (James Worthy 1982 and Brad Daugherty 1986).
- 1 Marvin Williams was the first player to leave college after his freshman season, play in the NBA and **return to college to earn his degree**.
- 2 Danny Green and LeBron James are the only two players in NBA history to **start for three different teams that won NBA championships** (Green in 2014 San Antonio, 2019 Toronto and 2020 Los Angeles Lakers).
- 2.3 **Average ACC regular-season finish**, best all-time.
- 3 **Bob Cousy Award** winners (Raymond Felton 2005, Ty Lawson 2008, Kendall Marshall 2012). UNC is the only school with three recipients.
- 3 & 5 Roy Williams won the **third-most games by a Division I coach** in NCAA history (903). Dean Smith is fifth (879).
- 4 Tar Heel players with **NCAA and NCAA championships** (James Worthy, Michael Jordan, Danny Green, Justin Jackson).
- 4 **Hubert Davis** is the fourth former Carolina player to become head coach of the Tar Heels (Reynolds Cuthbertson, Monk McDonald, Matt Doherty and Davis).
- 4 Tyler Hansbrough is the only player in ACC history to earn **first-team All-America honors four times**.
- 4 **NBA Draft Lottery** picks in 2005. Carolina was the first school to have four Lottery picks in the same draft. UNC also had four first-round selections in 2012.
- 4 Luke Maye, Marcus Paige, Tyler Zeller and Henrik Rodl won **Academic All-ACC honors four times** among the 63 occasions Tar Heels have earned that distinction.
- 5 **National Coaches of the Year** (Frank McGuire in 1957, Dean Smith four times, Bill Guthridge in 1998, Matt Doherty in 2001, Roy Williams five times).
- 5 **Most Outstanding Players in the Final Four** (James Worthy in 1982, Donald Williams in 1993, Sean May in 2005, Wayne Ellington in 2009, Joel Berry II in 2017).
- 5 **NBA Rookies of the Year** (Bob McAdoo, Walter Davis, Phil Ford, Michael Jordan, Vince Carter).
- 6 Tyler Zeller (2011, 2012), Marcus Paige (2015, 2016) and Luke Maye (2018, 2019) have won six **Skip Prosser Awards**, given to the ACC's top scholar-athlete.
- 6 James Worthy is one of six players to win **Final Four and NBA Finals Most Outstanding/Valuable Player** honors with Wilt Chamberlain, Magic Johnson, Hakeem Olajuwon, Isiah Thomas and Bill Walton).
- 7 **National Championships** (NCAA Tournament titles won in 1957, 1982, 1993, 2005, 2009 and 2017 and the 1924 team that was selected by the Helms Foundation)
- 7 Carolina is 7-0 in games matching the **No. 1 vs. No. 2** teams in the Associated Press poll (most recent, 2005 NCAA final when No. 2 UNC beat No. 1 Illinois).
- 8 **Retired jerseys/number:** 10 Lennie Rosenbluth, 12 Phil Ford, 20 George Glamack, 23 Michael Jordan, 33 Antawn Jamison, 50 Tyler Hansbrough, 52 James Worthy and Jack Cobb (no number).
- 8 **ACC Player of the Week** awards won by Tyler Hansbrough in 2007-08, most in a season in league history.
- 8 Ty Lawson set the **NCAA championship game record** with eight steals in 2009 vs. Michigan State.
- 9 **ACC Rookies of the Year** (Sam Perkins 1981, Michael Jordan 1982, J.R. Reid 1987, Ed Cota 1997, Joseph Forte 2000, Marvin Williams 2005, Tyler Hansbrough 2006, Brandan Wright 2007, Harrison Barnes 2011)
- 10 **Gold medals** won by Tar Heels in the Summer Olympics, more than any other school.
- 10 **First-team Academic All-Americans**, including Tyler Zeller in 2011 and 2012, when he was the National Academic All-America of the Year, and Marcus Paige in 2016. That's the sixth-most in college basketball history.
- 10 School records (assists, free throw shooting and three-point shooting) held by current assistant coach **Jeff Lebo** when he concluded his Tar Heel playing career in 1989.
- 11 **Naismith Memorial Basketball Hall of Famers** (Ben Carnevale, Frank McGuire, Larry Brown, Dean Smith, Billy Cunningham, Charlie Scott, Bob McAdoo, Bobby Jones, James Worthy, Michael Jordan and Roy Williams)
- 11 **Final Fours** reached by Dean Smith, third most in college basketball history. Roy Williams led nine teams to the Final Four – five at Carolina and four at Kansas.
- 12 **ACC Player of the Week** honors won by Antawn Jamison, which equals the ACC record.
- 13 **National Players of the Year** (Jack Cobb 1926, George Glamack 1940 and 1941, Lennie Rosenbluth 1957, Phil Ford 1978, James Worthy 1982, Michael Jordan 1983 and 1984, Kenny Smith 1987, Jerry Stackhouse 1995, Antawn Jamison 1998, Sean May 2005, Tyler Hansbrough 2008).
- 14 Tar Heels have played in the **Summer Olympics**, including Michael Jordan, who won gold medals in 1984 and 1992.
- 14 **Wins over the No. 1** team in the Associated Press poll, most in college basketball history.
- 15 **ACC Players of the Year** (Lennie Rosenbluth 1957, Pete Brennan 1958, Lee Shaffer 1960, Billy Cunningham 1965, Larry Miller 1967 and 1968, Mitch Kupchak 1976, Phil Ford 1978, Michael Jordan 1984, Antawn Jamison 1998, Joseph Forte 2001, Tyler Hansbrough 2008, Ty Lawson 2009, Tyler Zeller 2012, Justin Jackson 2017).
- 17 **NCAA Tournament No. 1 seeds**, more than any school in college basketball (1979, 1982, 1984, 1987, 1991, 1993, 1994, 1997, 1998, 2005, 2007, 2008, 2009, 2012, 2016, 2017, 2019).
- 17 **Regular-season ACC championships** won by Dean Smith, most by a head coach.
- 18 **ACC Tournament championships**, second most in ACC history.
- 20 **Final Fours**, most in college basketball history (1946, 1957, 1967, 1968, 1969, 1972, 1977, 1981, 1982, 1991, 1993, 1995, 1997, 1998, 2000, 2005, 2008, 2009, 2016, 2017).

- 20 Joel Berry II became the first player since UCLA's Bill Walton (in 1972 and 1973) to **score 20 points in consecutive national championship games** (20 vs. Villanova in 2016 and 22 vs. Gonzaga in 2017).
- 21 Carolina's halftime lead over Michigan State in the 2009 NCAA title game, the **largest halftime margin in NCAA finals** history.
- 22 **NBA-record seasons played** by Vince Carter.
- 23 **Michael Jordan**: six-time NBA champion and NBA Finals MVP, five-time MVP, ESPN's Greatest Athlete of the 20th Century
- 24 **AP poll finishes in the top five**, the second most in college basketball history.
- 25 Carolina has **won 25** or more games an NCAA-record 38 times.
- 25 Donald Williams is the last player to score **25 points in both the national semifinal (1993 vs. Kansas) and championship game** (vs. Michigan).
- 26 **No. 1 seeds in the ACC Tournament**, most all-time.
- 27 **Consensus first-team All-America** seasons, the second most in college basketball history (most recent Justin Jackson in 2017).
- 32 **ACC regular-season championships**, 13 more than other school.
- 32 The 1956-57 Tar Heels went 32-0 to win the first of UNC's six NCAA championships. The 32 wins ties the **NCAA record for wins in a perfect season** (with Indiana 1975-76).
- 34 Cole Anthony's points in his 2019-20 debut vs. Notre Dame, the **ACC scoring record for a player's first collegiate game**.
- 34 Bill Guthridge, in his first season as head coach after 30 as an assistant to Dean Smith, won 34 games in 1997-98, the **NCAA record for wins by a first-year head coach**.
- 35 **ACC Tournament championship game** appearances, most all-time (35 finals in 66 ACC Tournaments).
- 35 **Consecutive post-season appearances** from 1967-2001, the most in college basketball history.
- 36 **NBA championships** won by 18 former Tar Heel players (25 more than any other ACC school).
- 38 **AP poll finishes in the top 10**, the second most in college basketball history.
- 39 Tar Heels have earned **first-team All-America** honors 63 times.
- 39 **Regular-season conference championships** (32 ACC, seven Southern), third most in college basketball history.
- 39 Al Wood's points vs. Virginia in 1981 Final Four, the **NCAA record for the national semifinals**.
- 40 **Consecutive double-doubles** by Billy Cunningham, the ACC record and second-longest streak in college basketball history.
- 51 **NCAA Tournament appearances**, second most in college basketball history.
- 51 **Seasons ranked in the final AP poll**, the second most in college basketball history.
- 53 **Jerseys of former players that hang in the rafters** of the Dean E. Smith Center. That includes eight players whose jerseys/numbers are retired and 45 that are honored (number may be worn again).
- 54 **First-round NBA Draft picks** who played for Carolina, the second most all-time.
- 59 **Consecutive home wins** over Clemson before a loss, the longest streak in college basketball history.
- 63.7 Brendan Haywood's **career field goal percentage**, the ACC record.
- 72.4 **NCAA Tournament winning percentage**, second highest in college basketball history.
- 73.5 **Winning percentage**, second highest in college basketball history.
- 78 **1,000-point scorers**, most in college basketball history.
- 78 **First-team All-ACC** selections by 51 Tar Heels. The 78 first-team honors are the most in ACC history.
- 79 **NCAA Tournament wins for Roy Williams**, second-most in college basketball history. Dean Smith is third with 65.
- 79 **McDonald's All-America** high school players who have gone on to play for the Tar Heels.
- 84.1 **Home court winning percentage** (1,019-192 all-time home record).
- 104 **ACC Tournament wins**, second most all-time.
- 110 **Weeks ranked No. 1** in the AP poll, the fourth-most in college basketball history.
- 123 **Wins in games played** by Danny Green from 2005-09, most by a Tar Heel.
- 126 **NCAA Tournament wins**, second most in college basketball history. Only one other ACC school has played in more NCAA Tournament games than UNC has won.
- 133 **Double-figure scoring games** by Tyler Hansbrough, the all-time ACC record
- 152 **ACC record for games** played by Deon Thompson from 2006-10.
- 171 Tar Heel **players in the Final Four**, more than any other school in NCAA history.
- 174 **NCAA Tournament games**, second most in NCAA Tournament history.
- 576 **ACC regular-season wins** between Dean Smith (364) and Roy Williams (212), who rank second and third all-time. They are two of three coaches in ACC history to win at least 200 ACC regular-season games.
- 719 **ACC regular-season wins**, most all-time.
- 879 Wins as Carolina's head coach by **Dean Smith**, which set the NCAA record in 1997 and stands as the fifth-most by a Division I coach today.
- 903 **Roy Williams' all-time wins**. He passed Bob Knight on 3/11/21 for the third-most in college basketball history.
- 930 **Weeks in the AP poll**, second most in college basketball history.
- 982 **NCAA record free throws** made by Tyler Hansbrough.
- 1,000 Ed Cota is the **only player in college basketball history** with 1,000 points, 1,000 assists and 500 rebounds.
- 1976 The United States won **Olympic gold in Montreal** in 1976 led by head coach Dean Smith, assistant coach Bill Guthridge and four Tar Heel players – Walter Davis, Phil Ford, Mitch Kupchak and Tom LaGarde.
- 2,306 **Wins**, the third most in college basketball history.
- 2,872 Tyler Hansbrough's **career scoring total, the ACC record**.



CAROLINA IN THE ASSOCIATED PRESS POLL

Total Polls Ranked	930
Current Streak of Weeks in AP Poll	not ranked
Weeks at No. 1	110
Weeks at No. 2	81
Weeks at No. 3	84
Weeks at No. 4	87
Weeks at No. 5	71
Weeks at No. 6	58
Weeks at No. 7	52
Weeks at No. 8	54
Weeks at No. 9	54
Weeks at No. 10	35
Top 5 Rankings	433
Top 10 Rankings	686
Longest Streak of Weeks Ranked	172 from 1989-90 to 1999-2000
Most Consecutive Weeks No. 1	15 in 1983-84
Seasons Ranked	65 of 74
Seasons Ranked in the Top 10	57 of 74
Seasons in Final Top 10	38 of 73 through 2020-21

2021-22 WEEKLY POLLS

Preseason	19
November 15	18
November 22	NR
November 29	NR
December 6	NR
December 13	NR
December 20	NR
December 27	NR
January 3	NR
January 10	NR
January 17	NR

FINAL ASSOCIATED PRESS POLLS (charts researched at collegepollarchive.com)

MOST TIMES RANKED NO. 1 IN THE FINAL AP POLL

10 – Kentucky
8 – Duke
8 – UCLA
6 – North Carolina
4 – Kansas

MOST TIMES RANKED IN THE TOP 5 IN THE FINAL AP POLL

30 – Kentucky
24 – North Carolina
22 – Kansas
18 – UCLA
17 – Duke

MOST TIMES RANKED IN THE TOP 10 IN THE FINAL AP POLL

45 – Kentucky
38 – North Carolina
38 – Duke
31 – Kansas
26 – UCLA

MOST TIMES RANKED IN THE FINAL AP POLL

53 – Kentucky
51 – North Carolina
49 – Duke
45 – Kansas
41 – UCLA

ALL ASSOCIATED PRESS POLLS (through 1/17/22 poll)

MOST WEEKS RANKED IN THE AP POLL (OUT OF 1,232 TOTAL POLLS)

931 – Kentucky
930 – North Carolina (75.5 percent)
852 – Duke
813 – Kansas
710 – UCLA

MOST CONSECUTIVE WEEKS RANKED IN THE AP POLL

172 – 1989-90 to 1999-2000 (No. 4 in college basketball history)
171 – 1972-73 to 1982-83 (No. 5 all-time)
106 – 2013-14 to 2019-20
87 – 1984-85 to 1989-90
75 – 2005-06 to 2009-10

MOST TIMES RANKED NO. 1 IN ALL AP POLLS

145 – Duke
134 – UCLA
125 – Kentucky
110 – North Carolina
73 – Kansas

MOST CONSECUTIVE WEEKS RANKED NO. 1 IN THE AP POLL

15 – 1983-84 (No. 10 all-time)
13 – 1985-86 (No. 14 all-time)
11 – 2007-08 to 2008-09 (No. 17 all-time)
11 – 2007-08 (No. 17 all-time)
10 – 1956-67 to 1957-58 (No. 22 all-time)

MOST TIMES RANKED IN THE TOP 5 IN ALL AP POLLS

463 – Kentucky
433 – North Carolina
432 – Duke
382 – Kansas
321 – UCLA

MOST TIMES RANKED IN THE TOP 10 IN ALL AP POLLS

714 – Kentucky
708 – Duke
686 – North Carolina
593 – Kansas
472 – UCLA

MOST CONSECUTIVE WEEKS RANKED IN THE TOP 10 IN THE AP POLL

62 – 2005-06 to 2009-10 (No. 10 all-time)
62 – 1984-85 to 1988-89 (No. 10 all-time)
57 – 1966-67 to 1969-70
54 – 1992-93 to 1994-95
25 – 1990-91 to 1991-92

NUMBER 1 VERSUS NUMBER 2 (UNC is 7-0 in 1 vs. 2 games)

Date	Result
3/23/57	No. 1 UNC 54, No. 2 Kansas 53 (3 OT) – NCAA championship
12/26/81	No. 1 UNC 82, No. 2 Kentucky 69
1/9/82	No. 1 UNC 65, No. 2 Virginia 60
2/4/86	No. 1 UNC 78, No. 2 Georgia Tech 77 (OT)
2/3/94	No. 2 UNC 89, No. 1 Duke 78
2/5/98	No. 2 UNC 97, No. 1 Duke, 73
4/4/05	No. 2 UNC 75, No. 1 Illinois 70 – NCAA championship

MOST WINS OVER THE NO. 1 TEAM IN THE ASSOCIATED PRESS POLL

North Carolina	14
UCLA	12
Duke	10
Maryland	10
Kansas	9
Kentucky	9
Ohio State	9
Georgia Tech	8
Notre Dame	8
Vanderbilt	8

THE LAST TIME ... AP POLLS

Played as the No. 1 team in AP poll: lost at Northern Iowa, 67-71, 11/21/15
Beat AP No. 1: at Duke, 88-72, 2/20/19
Lost to AP No. 1: *vs. Virginia, 63-71, 3/10/18 in Brooklyn
Beat AP Top-10 opponent by 20 points: beat No. 10 Virginia Tech, 103-82, 1/21/19
Beat AP Top-25 opponent by 20 points: beat No. 24 Michigan, 72-51, 12/1/21
Lost to unranked opponent as Top-5 AP team: No. 5 UNC lost to Wofford, 75-79, 12/20/17
Lost to unranked opponent as Top-10 AP team: No. 6 UNC lost to Michigan, 64-73, 11/28/19 in The Bahamas

* ACC Tournament

ROSTERS, PRONUNCIATION GUIDE



ALPHABETICAL

No.	Player	Yr.	Pos.	Ht.	Wt.	Hometown	Previous College/High School
5	Armando Bacot (C)	Jr.	F/C	6-10	240	Richmond, Va.	IMG Academy (Bradenton, Fla.)
1	Rechon "Leaky" Black	Sr.	F	6-8	200	Concord, N.C.	Cox Mill
4	RJ Davis (C)	So.	G	6-0	175	White Plains, N.Y.	Archbishop Stepinac
11	D'Marco Dunn	Fr.	G	6-4	185	Tucson, Ariz.	Westover (Fayetteville, N.C.)
34	Duwe Farris	Jr.	F	6-6	215	Charlotte, N.C.	Myers Park
13	Dawson Garcia	So.	F	6-11	235	Prior Lake, Minn.	Marquette University/Prior Lake HS
0	Anthony Harris	R-So.	G	6-4	195	Woodbridge, Va.	Paul VI (Fairfax, Va.)
14	Donovan "Puff" Johnson	So.	G	6-8	205	Moon Township, Pa.	Hillcrest Prep (Phoenix, Ariz.)
15	Rob Landry	So.	G	6-4	195	Greensboro, N.C.	North Carolina School of Science & Math (Durham, N.C.)
25	Creighton Lebo	So.	G	6-1	170	Greenville, N.C.	Greenfield School (Wilson, N.C.)
2	Caleb Love (C)	So.	G	6-4	195	St. Louis, Mo.	Christian Brothers College
45	Brady Manek	Gr.	F	6-9	230	Harrah, Okla.	University of Oklahoma/Harrah HS
35	Ryan McAdoo	R-Sr.	F	6-5	210	Boca Raton, Fla.	Saint Andrew's School
22	Justin McKoy	Jr.	F	6-8	220	Raleigh, N.C.	University of Virginia/Panther Creek HS (Cary, N.C.)
21	Will Shaver	Fr.	F	6-10	265	Birmingham, Ala.	Oak Mountain (home schooled in fall 2021)
3	Dontrez Styles	Fr.	G/F	6-6	210	Kinston, N.C.	Kinston
24	Kerwin Walton	So.	G	6-5	210	Hopkins, Minn.	Hopkins (Minnetonka, Minn.)
30	Jackson Watkins	Jr.	G	6-1	175	Richmond, Va.	Collegiate School

Head Coach: Hubert Davis (10th year at UNC, 1st year as head coach); **Assistant Coaches:** Brad Frederick (9th year at UNC, 5th year as assistant coach); Jeff Lebo (1st year at UNC); Sean May (7th year at UNC, 1st year as assistant coach); **Director of Operations:** Eric Hoots (18th year); **Director of Team and Player Development:** Jackie Manuel (2nd year with UNC men's basketball); **Director of Recruiting:** Pat Sullivan (5th season at UNC); **Director of Strength and Conditioning:** Jonas Sahratian (18th year); **Athletics Trainer:** Doug Halverson (9th year); **Graduate Managers:** Brandon Robinson, Kiersten Steinbacher; (C) denotes team captains

NUMERICAL

No.	Player	Yr.	Pos.	Ht.	Wt.	Hometown	Previous College/High School
0	Anthony Harris	R-So	G	6-4	195	Woodbridge, Va.	Paul VI (Fairfax, Va.)
1	Rechon "Leaky" Black	Sr.	F	6-8	200	Concord, N.C.	Cox Mill
2	Caleb Love (C)	So.	G	6-4	195	St. Louis, Mo.	Christian Brothers College
3	Dontrez Styles	Fr.	G/F	6-6	210	Kinston, N.C.	Kinston
4	RJ Davis (C)	So.	G	6-0	175	White Plains, N.Y.	Archbishop Stepinac
5	Armando Bacot (C)	Jr.	F/C	6-10	240	Richmond, Va.	IMG Academy (Bradenton, Fla.)
11	D'Marco Dunn	Fr.	G	6-4	185	Tucson, Ariz.	Westover (Fayetteville, N.C.)
13	Dawson Garcia	So.	F	6-11	235	Prior Lake, Minn.	Marquette University/Prior Lake HS
14	Donovan "Puff" Johnson	So.	G	6-8	205	Moon Township, Pa.	Hillcrest Prep (Phoenix, Ariz.)
15	Rob Landry	So.	G	6-4	195	Greensboro, N.C.	North Carolina School of Science & Math (Durham, N.C.)
21	Will Shaver	Fr.	F	6-10	265	Birmingham, Ala.	Oak Mountain (home schooled in fall 2021)
22	Justin McKoy	Jr.	F	6-8	220	Raleigh, N.C.	University of Virginia/Panther Creek HS (Cary, N.C.)
24	Kerwin Walton	So.	G	6-5	210	Hopkins, Minn.	Hopkins (Minnetonka, Minn.)
25	Creighton Lebo	So.	G	6-1	170	Greenville, N.C.	Greenfield School (Wilson, N.C.)
30	Jackson Watkins	Jr.	G	6-1	175	Richmond, Va.	Collegiate School
34	Duwe Farris	Jr.	F	6-6	215	Charlotte, N.C.	Myers Park
35	Ryan McAdoo	R-Sr.	F	6-5	210	Boca Raton, Fla.	Saint Andrew's School
45	Brady Manek	Gr.	F	6-9	230	Harrah, Okla.	University of Oklahoma/Harrah HS

Shaver is red-shirting this season

PRONUNCIATIONS

Players:

Rechon "Leaky" Black (RAY-shon LEE-key)
Leaky is acceptable first reference (his middle name is Malik)
 Armando Bacot (are-MAHN-doe BAY-cot)
 Duwe Farris (Dewey FAIR-us)
 Donovan "Puff" Johnson – *Puff is acceptable first reference*
 Caleb Love (KAY-lib)
 Creighton Lebo (KRAY-ton LEE-boe)
 Brady Manek (MAN-ick)
 Ryan McAdoo (MACK-uh-dew)
 Dontrez Styles (DON-trezz)

Staff: Jeff Lebo (LEE-boe), Jonas Sahratian (JOE-nus suh-RAY-shun)

Hometowns: Leaky Black– Concord, N.C. (KON-kord)

BIRTHDAYS

Justin McKoy	January 7, 2001
D'Marco Dunn	February 28, 2003
Armando Bacot	March 6, 2000
Ryan McAdoo	April 30, 1999
Leaky Black	June 14, 1999
Dontrez Styles	June 26, 2002
Anthony Harris	July 6, 2000
Rob Landry	August 4, 2000
Duwe Farris	September 1, 2000
Brady Manek	September 4, 1998
Creighton Lebo	September 8, 2001
Will Shaver	September 17, 2003
Dawson Garcia	September 20, 2001
Caleb Love	September 27, 2001
Puff Johnson	October 11, 2000
Kerwin Walton	October 20, 2001
RJ Davis	October 21, 2001
Jackson Watkins	October 28, 2000

2021-22 SCHEDULE



DAY	DATE	OPPONENT	SITE	TIME/RESULT	TV
Fri	Nov. 5	Elizabeth City State (exh.)	Chapel Hill	W, 83-55 (exh.)	ACCNX
Tue	Nov. 9	Loyola Maryland	Chapel Hill	W, 83-76 (1-0)	ACCN
Fri	Nov. 12	Brown	Chapel Hill	W, 94-87 (2-0)	ACCN
Tue	Nov. 16	at College of Charleston (TD Arena)	Charleston, S.C.	W, 94-83 (3-0)	CBS Sports Network
Basketball Hall of Fame Tip-Off Tournament (Mohegan Sun)					
Sat	Nov. 20	vs. Purdue	Uncasville, Conn.	L, 84-93 (3-1)	ESPN News
Sun	Nov. 21	vs. Tennessee	Uncasville, Conn.	L, 72-89 (3-2)	ESPN
Tue	Nov. 23	UNC Asheville	Chapel Hill	W, 72-53 (4-2)	RSN
ACC-Big Ten Challenge					
Wed	Dec 1	Michigan	Chapel Hill	W, 72-51 (5-2)	ESPN
Sun	Dec 5	at Georgia Tech (McCamish Pavilion)	Atlanta, Ga.	W, 79-62 (6-2, 1-0)	ESPN
Sat	Dec 11	Elon	Chapel Hill	W, 80-63 (7-2, 1-0)	ACCN
Tue	Dec 14	Furman	Chapel Hill	W, 74-61 (8-2, 1-0)	ESPN2
CBS Sports Classic (T-Mobile Arena)					
Sat	Dec 18	vs. Kentucky	Las Vegas, Nev.	L, 69-98 (8-3, 1-0)	CBS
Tue	Dec 21	Appalachian State	Chapel Hill	W, 70-50 (9-3, 1-0)	ACCN
Sun	Jan 2	at Boston College (Conte Forum)	Chestnut Hill, Mass.	W, 91-65 (10-3, 2-0)	ESPN2
Wed	Jan 5	at Notre Dame (Purcell Pavilion)	Notre Dame, Ind.	L, 73-78 (10-4, 2-1)	ESPN2
Sat	Jan 8	Virginia	Chapel Hill	W, 74-58 (11-4, 3-1)	ESPN
Sat	Jan 15	Georgia Tech	Chapel Hill	W, 88-65 (12-4, 4-1)	ACCN
Tue	Jan 18	at Miami (Watsco Center)	Coral Gables, Fla.	7 p.m.	ACCN
Sat	Jan 22	at Wake Forest (LJVM Coliseum)	Winston-Salem, N.C.	8 p.m.	ACCN
Mon	Jan 24	Virginia Tech	Chapel Hill	8 p.m.	ACCN
Wed	Jan 26	Boston College	Chapel Hill	7 p.m.	RSN
Sat	Jan 29	NC State	Chapel Hill	2 p.m.	ACCN
Tue	Feb 1	at Louisville (KFC Yum! Center)	Louisville, Ky.	8 p.m.	ACCN
Sat	Feb 5	Duke	Chapel Hill	6 p.m.	ESPN
Tue	Feb 8	at Clemson (Littlejohn Coliseum)	Clemson, S.C.	9 p.m.	ESPN or ESPN2
Sat	Feb 12	Florida State	Chapel Hill	2 p.m.	ESPN or ESPN2
Wed	Feb 16	Pittsburgh	Chapel Hill	8 p.m.	ACCN
Sat	Feb 19	at Virginia Tech (Cassell Coliseum)	Blacksburg, Va.	4 p.m.	ESPN or ESPN2
Mon	Feb 21	Louisville	Chapel Hill	7 p.m.	ESPN
Sat	Feb 26	at NC State (PNC Arena)	Raleigh, N.C.	2 or 4 p.m.	ESPN or ESPN2
Mon	Feb 28	Syracuse	Chapel Hill	7 p.m.	ESPN
Sat	Mar 5	at Duke (Cameron Indoor Stadium)	Durham, N.C.	6 p.m.	ESPN
Atlantic Coast Conference Tournament (Barclays Center)					
Tue	Mar 8	First Round	Brooklyn, N.Y.	2, 4:30, 7 p.m.	ACCN
Wed	Mar 9	Second Round	Brooklyn, N.Y.	Noon, 2:30, 7, 9:30 p.m.	ESPN, ESPN2 or ESPNU
Thu	Mar 10	Quarterfinals	Brooklyn, N.Y.	Noon, 2:30, 7, 9:30 p.m.	ESPN or ESPN2
Fri	Mar 11	Semifinals	Brooklyn, N.Y.	7 and 9:30 p.m.	ESPN or ESPN2
Sat	Mar 12	Championship	Brooklyn, N.Y.	8:30 p.m.	ESPN

NCAA Tournament Sites

First Four: March 15-16, Dayton, Ohio

First & Second Rounds: March 17&19– Buffalo, N.Y.; Fort Worth, Texas; Indianapolis, Ind.; Portland, Ore.; March 18&20– Greenville, S.C.; Milwaukee, Wis.; Pittsburgh, Pa.; San Diego, Calif.

Regionals: March 24&26– South: San Antonio, Texas; West: San Francisco, Calif.; March 25&27– East: Philadelphia, Pa.; Midwest: Chicago, Ill.

Final Four: April 2&4– New Orleans, La.

Home games at the Dean E. Smith Center

All times are Eastern

RSN (Regional Sports Networks) includes: Bally Sports South, Bally Sports Florida, Bally Sports Sun, Bally Sports Midwest, Bally Sports Indiana, MASN, NESN and YES Network

Covid-related changes: Dec. 29 home game vs. Virginia Tech postponed to Jan. 24; Jan. 1 game at Boston College moved to Jan. 2

2021-22 POSTGAME NOTES



GAME 1: @UNC 83, LOYOLA MARYLAND 67

- Caleb Love scored 20-plus points for the third time as a Tar Heel. He had 25 at Duke and 20 against Wake Forest as a freshman.
- It was the seventh time Love has led UNC in scoring. He also led UNC in the season opener last year when he scored 17 against the College of Charleston.
- It was the second game in a row in which Love did not commit a turnover (also in NCAA first round vs. Wisconsin).
- Love made 7 of 13 shots from the floor. Carolina is 5-0 when Love shoots at least 50 percent from the floor.
- Brady Manek scored 20 points. It was the 76th time he scored in double figures and the 13th career game in which Manek scored 20 or more points.
- Manek made Carolina's first basket of the season, a three-pointer 17 seconds into the game.
- RJ Davis led UNC with five assists, his second-highest total as a Tar Heel (eight at Iowa last season).
- Kerwin Walton had 11 points and made three three-point field goals. It was the 13th time he made at least three as a Tar Heel. UNC is 9-4 when he connects on at least three 3FGs.
- Carolina improved to 100-12 in season openers.
- It was UNC's 20th straight home opening victory.

GAME 2: @UNC 94, BROWN 87

- Brown led by as many as seven points in the first half (34-41 and 36-43) and by three at the half. The Bears led by as many as six four different times in the second half (latest at 12:04).
- Carolina went ahead for the first time in the second half at 72-70 with 9:44 to play and went ahead for good on a Davis three for a 78-77 lead with 6:55 to play.
- Davis set career highs in points (26), field goals (9) and threes (6). His previous highs were 19 points and four 3FGs against Virginia Tech in the ACC Tournament and six field goals twice.
- Davis was 6 for 9 from three-point range. His six threes are the most by a Tar Heel since Cole Anthony made seven at Syracuse on 2/29/20.
- Davis's six threes equal the eighth-most in the Smith Center by a Tar Heel and are the most in the Smith Center since Brandon Robinson made six against Miami on 1/25/20.
- Davis made four three-pointers in the final 6:55. He made one at 6:55 for a 78-77 lead, at 6:19 for an 81-77 lead, at 1:37 for an 88-82 lead and at 0:43 for a 91-85 lead.
- Davis had one turnover. It was only the fifth time since 1981-82 a Tar Heel had 26 points and six assists with only one turnover:

AT LEAST 26 POINTS & 6 ASSISTS W/1 TURNOVER RJ Davis 11/12/21 vs. Brown (26-6-1)

Cole Anthony 3/3/20 vs. Wake Forest (28-7-1)
Tyler Hansbrough 11/24/06 vs. Tennessee (27-6-1)
Adam Boone 2/17/02 vs. Florida State (28-6-1)
James Worthy 12/26/81 vs. Kentucky (26-6-1)

- Bacot had 22 points (one off his career best) and added a game-high 10 rebounds for his 19th career double-double.
- It was Bacot's fifth career 20-point game.
- Bacot was 10 for 11 from the floor. His field

goal percentage of .909 equals the fourth-highest in a game in the Smith Center by a Tar Heel.

- Bacot was 6 for 6 in the first half and made his first three attempts in the second half to go 9 for 9. He missed his 10th attempt then added a dunk with 12:20 to play on his final FG attempt of the game.
- Bacot's 10 field goals were a career high.
- Over the final eight minutes (after the score was tied at 74), Carolina held the Bears to five field goals in their last 18 shots from the floor. Prior to that stretch Brown had made 32 of 55 from the floor (.582).
- The teams combined for only 12 turnovers (UNC 7, Brown 5).
- Brown's five turnovers equal the second fewest ever by an opponent in the Smith Center.
- Carolina's seven turnovers equal the sixth fewest ever by UNC in the Smith Center.
- Brown's 50 first-half points marked the first time an opponent scored 50 in a half in a Carolina victory since NC State scored 56 in the second half in a 113-96 Tar Heel win on 2/5/19.
- Brown scored 1.28 points per possession in the first half, scoring 50 points on 39 possessions. In the second, the Bears totaled 37 points on 42 possessions (0.88).
- Carolina scored 1.18 per possession in the first half, 1.09 in the second and 1.13 for the game (94 points on 83 possessions).

GAME 3: UNC 94, @COLLEGE OF CHARLESTON 83

- Bacot scored a career-high 24 points, tied his career-high with six blocks and posted his second straight double-double with 12 rebounds.
- Carolina trailed by as many as 11 in the first half and by six at the half. UNC took its first lead at 48-46 on a Manek three with 16:53 to play.
- Bacot scored with 15:52 to play for a 50-49 lead, a lead UNC would not relinquish the rest of the game.
- Bacot went 20 for 23 from the floor in the last two games.
- It was the second straight game he made a career-high 10 field goals. Bacot became the first Tar Heel with 10 field goals in consecutive games since Cameron Johnson (10 at Wake Forest and 11 at Duke in 2019).
- It's the first time in Carolina history a Tar Heel had consecutive games with at least 20 points and 10 rebounds and shot 80 percent from the floor in both games.
- Love scored 18 of 22 points in the second half and delivered a game-high six assists.
- Walton made four three-pointers and finished with 14 points. It was the sixth time in his career he made at least four three-pointers.
- Carolina shot 64.3 percent from the floor in the second half (18 of 28 field goals). It was the highest UNC has shot in a half this season.
- Carolina has scored more than 90 points in two of the first three games. Last season UNC scored 90 points for the first two times in February against Duke and Louisville.

GAME 4: PURDUE 93, UNC 84, UNCASVILLE, CONN.

- Black did not play due to a non-Covid-related illness. Walton started instead.
- Carolina had won the last 12 times it scored 80 or more points.
- Carolina trailed at the half for the third consecutive game.

- Carolina allowed a season-high 93 points and Purdue shot 55.7 percent from the floor, the highest by an opponent since Georgia Tech shot 59.0 percent in a 96-83 win over the Tar Heels in Chapel Hill in 2020.
- Carolina did not attempt a free throw in the first half, the first time that happened since the first half against Virginia Tech on 1/18/2015.
- Carolina was 12 for 29 from three-point range. The 12 threes were the most in a UNC loss since it made 13 in a 91-88 loss to Miami in Chapel Hill on 2/27/2018.
- Carolina had won the last eight times it made seven or more threes.
- Garcia scored a season-high 26 points. It was the second-most points in his career, his 19th game in double figures and seventh with 20 or more. He made a career-high 10 field goals and matched his career best with three 3FGs.
- Garcia was 10 for 13, a career-high field goal percentage of .769.
- Davis scored 16 of his 18 points in the second half. He scored all seven of his points at Charleston in the second half and scored 14 of his career-best 26 in the second half vs. Brown.
- Garcia, Davis and Love made 23 of Carolina's 31 field goals.
- It was the second straight game the opponents scored 19 points off UNC turnovers.
- Purdue's 93 points are the most by an opponent since Iowa scored 93 last year in Iowa City.
- Carolina trailed by as many as 10 in the first half and by six at the half. UNC took its first and only lead with 9:19 to play when Garcia made a three for UNC to go ahead, 65-64.
- Sasha Stefanovic (23), Jaden Ivy (22) and Trevion Williams (20) are the first trio to score 20 in a game against UNC since NC State on 1/27/2018 (Allerik Freeman 29, Torin Dorn 20 and Markell Johnson 20).
- Purdue broke an eight-game losing streak to UNC.
- It was Purdue's first win over UNC since 3/16/1974 in Madison Square Garden in the NIT.

GAME 5: TENNESSEE 89, UNC 72, UNCASVILLE, CONN.

- Tennessee broke a five-game losing streak to the Tar Heels, who lost consecutive games in November for the first time since 2010-11.
- The Vols shot 65.6 percent from the floor in the second half, highest in a half by an opponent in the first five games.
- Carolina shot 40 percent from the floor and scored 72 points, the lowest percentage and fewest points to date this season.
- Tennessee had 28 assists on 38 field goals, while UNC had nine on 22.
- The Vols out-scored UNC, 54-22, in the paint and 19-8 in fastbreak points.
- Manek went 6 for 10 from three and scored a game-high 24 points.
- Bacot had 16 points and 12 rebounds for his third double-double of the season.
- Tennessee out-rebounded UNC, 38-30, the first time this season the Tar Heels were out-rebounded.
- Tennessee's 89 points marked the first time since 2003-04 Carolina's opponents scored 80 or more in four straight games.

GAME 6: @UNC 72, UNC ASHEVILLE 53

- The Tar Heels held UNC Asheville to 26.5 percent shooting from the floor. The Bulldogs' field goal percentage was the lowest by an opponent since Evansville shot 25.8 percent on 12/6/2012.
- It was the first time an opponent shot under 30 percent in both halves since Virginia Tech on 3/10/2020 in Greensboro in the ACC Tournament.
- UNC Asheville's 53 points were the fewest by an opponent in the first six games.
- Black had a career-high 11 rebounds and scored a season-high nine points.
- Bacot scored a game-high 22 points on 8 of 14 from the floor and a season-best 6 of 7 from the free throw line.
- Davis was the only other Tar Heel to score in double figures with 12.
- Carolina matched its season low in three-pointers made (7) but shot a season-high 50.0 percent from beyond the arc.
- Carolina grabbed a season-high 51 rebounds.
- Carolina committed a season-high 18 turnovers that led to 19 points, the fourth straight game the opponents scored 19 points off UNC turnovers.
- Carolina improved to 9-0 against UNC Asheville and 174-18 against in-state non-ACC opponents.
- Clare Aubry became the first female to referee a Carolina men's basketball game.

GAME 7: @UNC 72, MICHIGAN 51

- Carolina improved to 11-12 in the ACC-Big Ten Challenge, including 6-5 in Chapel Hill.
- It was UNC's first win in the Challenge since beating Michigan in Chapel Hill on 11/29/2017.
- The 21-point win was UNC's largest in the Challenge since a 98-63 win over Michigan State in Detroit on 12/3/2008.
- Michigan's 51 points were the fewest UNC has allowed in the Challenge (previous was 55 by Ohio State on 11/28/2007).
- UNC made two of three free throws. The two made free throws tie the fewest in a game in UNC history (the sixth time, first since 3/4/2004 vs. Clemson).
- UNC's three free throw attempts were the fewest in a game in Carolina history. Previous was four three times (vs. George Mason in the 2006 NCAA Second Round, vs. Clemson in 2004 and vs. NC State in the 1987 ACC Tournament championship game).
- UNC did not shoot a free throw in the first half, the second time in four games that has happened (also first half vs. Purdue). Prior to Purdue that had not happened since 2015.
- Love scored a game-high 22 points. It was the third time this season he scored 22 (Loyola and Charleston). It was his fifth career 20-point game.
- UNC is 5-0 in his career when Love scores 20 or more.
- Love tied his career high with four three-pointers. He made four at Duke on 2/6/2021.
- Love also tied his career high with nine field goals (also at Duke last season).
- Bacot had 11 points and a game-high 14 rebounds. It was his fourth double-double of the year and 22nd of his career.
- The 14 rebounds were a season high for Bacot, most by a Tar Heel this season and the fifth time in his career he had 14 or more.
- Carolina committed a season-low six turnovers.

- Michigan scored only four points off UNC's six turnovers. UNC's previous four opponents each scored 19 points off UNC turnovers.
- The 51 points were the fewest allowed by Carolina in nine games vs. Michigan (previous was 69 in the 1988 NCAA Tournament).

GAME 8: UNC 79, @GEORGIA TECH 62

- Hubert Davis won his ACC debut on the road. He joined Frank McGuire, Dean Smith, Bill Guthridge and Matt Doherty in winning both their first ACC games as UNC head coach and their first ACC road games.
- The win was No. 2,300 in UNC history. Carolina joined Kentucky and Kansas as the only programs with 2,300 wins.
- Carolina set season highs in field goal percentage (.546), three-point percentage (.588), FG percentage in a half (.655 in the second) and assists (21).
- Carolina's field goal percentage in the second half was its highest in a half on the road since shooting 74.1 percent in the first half at Wake Forest on 2/16 /2019.
- Davis led UNC with 23 points. It was the 11th 20-point output of the season by a Tar Heel. Last year, four Tar Heels scored 20 or more points seven times all season.
- Bacot had 15 points and 13 rebounds, his fifth double-double in eight games. The last Tar Heel with five double-doubles in the first eight games was Brice Johnson in 2015-16.
- Manek scored 13 of his 15 points in the second half when he made all three of his three-pointers. His first three was the 250th of his collegiate career.
- Carolina was 10 of 17 (.588) on three-pointers, including 7 of 9 in the second half.
- Davis and Love combined for 40 points, 10 assists, four turnovers and four steals.
- Carolina improved to 56-13 in ACC openers.
- UNC went on a 22-4 run after trailing for the final time, 39-38, early in the second half.
- Carolina improved to 17-13 in Tech's home arena, including 5-2 in McCamish Pavilion since it was renovated prior to the 2013 season.
- It was Carolina's 10th win in the last 13 games against the Yellow Jackets.

GAME 9: @UNC 80, ELON 63

- Marked the first time since the first four games in 2012-13 UNC allowed 63 or fewer points in four consecutive games.
- Garcia and Love both scored 22 points. It was the fourth time this season two Tar Heels scored 20 or more points.
- Carolina shot a season-low 39.0 percent from the floor, including 29.4 percent in the first half, the lowest in a half this season.
- Carolina came into the game fourth in the country but shot a season-low 30.4 percent from three-point range.
- Carolina scored a season-high 23 points off turnovers and a season-high 19 fastbreak points.
- The Tar Heels shot 52.0 percent from the floor in the second half, the third game in a row UNC shot better than 50 percent from the floor in the second half.
- Carolina made (27) and attempted (35) season highs from the free throw line.
- It was the first time since a win over Florida State on 2/27/2021 the Tar Heels made more free throws (27) than field goals (23).
- Carolina out-rebounded the Phoenix, 48-24, its largest rebound margin of the season.

- Carolina made a season-high 12 steals, five more than any other game (seven vs. Loyola in the opener).
- Love tied his career high with four three-pointers. He also made four at Duke last season and four vs. Michigan in the previous home game.
- Anthony Harris was 6 for 6 from the line in the first half, both career highs. He was 3 for 4 at Gonzaga in December 2019.
- Bacot made a career-high four steals.
- UNC has defeated Elon 14 straight games.

GAME 10: @UNC 74, FURMAN 61

- Fifth straight game UNC allowed 63 or fewer points. That's the first time UNC has done that since 2010-11.
- Carolina shot 53.3% in the second half, the fourth straight game it shot better than 50 percent in the second half.
- Furman shot 53.6% in the first half and 28.1% in the second.
- The Tar Heels allowed only 22 points in the second half, the fewest by an opponent in any half this season.
- Furman missed 36 shots from the floor. UNC had 32 defensive rebounds, while the Paladins had four offensive boards.
- Furman did not have a second-chance point. The last time UNC did not allow a second chance point was by Gonzaga in 12/15/2018.
- Black led UNC with a +18, the fourth time this season he led UNC in plus/minus.
- Black hit a second-half three, his first of the season.
- Garcia (20/10) and Bacot (14/12) had double-doubles, the first time UNC had two double-doubles in a game this season.
- Garcia scored 20-plus points in back-to-back games for the first time as a Tar Heel.
- Davis had a season-high seven assists, most by a Tar Heel this season.
- Furman scored two points off UNC's eight turnovers. The two points are the fewest by an opponent this season.
- UNC made a season-low five three-pointers.
- Furman was 3 for 3 from the free throw line. It was the fewest attempts since Virginia attempted three in the 2016 ACC championship game.
- Furman scored 39 first-half points on 31 possessions (1.26 per possession), but the Tar Heels held the Paladins to 22 points on 37 possessions in the second half (.59). Carolina scored 35 second-half points on 36 possessions.
- Furman made eight of its first 13 three-point attempts, then converted only two of its next 20.

GAME 11: KENTUCKY 98, UNC 69

- Carolina dropped to 5-3 in the CBS Sports Classic, including 1-3 vs. Kentucky.
- The 29-point margin was Carolina's largest defeat since a 90-57 (33 points) loss at Florida State on 1/14/2012.
- It was Kentucky's largest win over Carolina since an 83-44 win in Lexington on 1/9/1950.
- Carolina trailed 40-29 at the half, its largest halftime deficit of the season.
- Carolina shot a season-worst 1 for 13 from three-point range. UNC's percentage of .077 equaled the sixth-lowest in school history in games with at least 10 attempts. It was the lowest percentage since making 1 of 16 at Wake Forest (.063) on 2/11/2020.
- Kentucky's 98 points were the most by an opponent in a regulation-length game since Kentucky beat UNC, 103-100, in T-Mobile Arena on 12/17/2016.
- Kentucky led by 35, the first time UNC has trailed by that many points in a game since trailing by 36 at Duke on 3/6/2010.
- Kentucky out-rebounded UNC by 18, 44-26. That was the largest rebounding deficit by the Tar Heels since Texas had a 60-41 advantage in Dallas Cowboys Stadium on 12/19/2009.
- Bacot led UNC with 22 points and 10 rebounds. He scored 17 of Carolina's 29 points in the first half.
- Davis (10) was the only other Tar Heel to score in double figures.
- Kentucky scored 54 points in the paint, which matched Tennessee for the most against UNC in the first 11 games.
- Kentucky scored 22 points off turnovers, most against UNC in the first 11 games (UNC allowed two points off turnovers in its previous game vs. Furman).
- Kentucky, which came into the game leading the country in offensive rebound percentage, scored 15 second-chance points, most against UNC to date (the previous four opponents combined to score 10).

GAME 12: @UNC 70, APP STATE 50

- The Tar Heels shot 55.2% in the second half, the sixth straight game UNC shot 50 percent or better in the second half.
- Carolina had 17 assists on 29 field goals. UNC had 10 assists in the first half, one more than it had in the previous game vs. Kentucky.
- Bacot (16/10) and Manek (11/11) had double-doubles, the second time this season UNC had two double-doubles in a game (also Furman).
- Walton hit two three-pointers, his first since the fourth game of the season against Purdue.
- Davis scored 10 of his 15 points in the second half.
- Manek was a UNC-best and season-best plus 23, Anthony Harris was a season-best plus 21 and Walton was a season-best plus 10.
- Carolina allowed 50 points, the sixth time in the last seven starts the opposition scored 63 or fewer.
- Carolina improved to 176-18 all-time against in-state non-ACC teams and 218-18 all-time in the Smith Center against non-conference teams.
- The Mountaineers were 4 for 30 from three-point range and shot 31.3% from the floor.

GAME 13: UNC 91, @BOSTON COLLEGE 65

- The 26-point win was Carolina's largest of the season.
- Carolina led by 36 in the second half, its largest lead in the first 13 games.
- It was the third time since 1998 four Tar Heel scored 17 or more points. Love led with 22, Bacot had 18 and Davis and Manek had 17.
- Bacot had 18 points and 11 rebounds for his ninth double-double of the season.
- Bacot made his first career three-pointer (fourth career attempt).
- UNC moved to 2-0 on the road in ACC play for the fifth time in the last 20 seasons (2007-08, 2014-15, 2015-16 and 2018-19).
- Love tied his career high (fourth time) with four threes.
- Carolina's 29-point halftime lead was its largest of the season and largest since a 56-23 lead over NC State on 1/8/2017.
- BC shot 16.7% from the floor in the first half, the lowest in a half by an opponent since UNLV shot 16.7% in the second half in Asheville, N.C., on 11/30/2020.
- Four Tar Heels scored in double figures in the first half. It was the first half (either first or second half) this season in which three Tar Heels scored in double figures.
- Carolina shot 59.3% from the floor in the second half. It was the seventh straight game UNC shot 50 percent or better from the floor in the second half and the ninth time UNC has done that in 13 games this season.
- Black had a season-high and led UNC with five assists. It was the 11th time in his career he had five or more assists.
- Freshmen D'Marco Dunn and Dontrez Styles set season scoring highs with six and four points, respectively.
- Garcia was injured early in the game and was unable to return. He started and came out of the game after just 1:59.
- Justin McKoy was unavailable due to Covid protocols.
- Carolina improved to 9-1 in Conte Forum, including seven straight wins.
- It was UNC's largest win at BC since a 32-point victory in 2011.

GAME 14: @NOTRE DAME 78, UNC 73

- It was Carolina's third straight road game to begin ACC play, just the fourth time in UNC history it has opened with three road games.
- Notre Dame made 13 threes, most by an opponent in the first 14 games this season.
- Carolina trailed by 13 with 13:40 to play, cut it to five, then trailed 61-51 with 8:40 remaining. UNC went on a 16-5 run to take a 67-66 lead, capped by a Bacot jump hook with under four minutes to play.
- The Irish out-scored UNC, 12-6, over the final 3:08.
- Nate Laszewski was 6 of 7 from three-point range to lead Notre Dame with 20 points. His three with 3:08 to play gave the Irish the lead for good.
- Bacot had his 10th double-double this season (fifth straight) with 21 points and a career-high 17 rebounds. He had a double-double (16/11) in the first half.
- Carolina shot 50.0% from the floor in the second half, the eighth straight game UNC shot 50% or better in the second half.
- Tar Heels played without McKoy and Walton (Covid protocol) and Garcia (concussion).

- The Tar Heels had 14 turnovers that led to 19 Notre Dame points, while the Irish committed only seven turnovers.
- It was just UNC's second loss in its last 11 games against Notre Dame.

GAME 15: @UNC 74, VIRGINIA 58

- Bacot set career highs in points (29), field goals (12), rebounds (22) and offensive rebounds (9).
- Bacot became the second Tar Heel with 20-plus rebounds in the Smith Center. Sean May did it three times (24 vs. Duke on 3/6/2005, 21 vs. Duke on 2/5/2004 and 21 vs. Akron on 12/14/2003). Bacot's 22 rebounds were the second most by any player in a collegiate game in the Smith Center.
- Bacot became the first Tar Heel with 20 points and 20 rebounds since Brice Johnson had 39 and 23 at Florida State on 1/4/2016.
- Bacot became the first player to have 20/20 against Virginia since Wake Forest's Tim Duncan had 21 and 23 in 1997.
- It was Bacot's sixth straight game with a double-double and 11th in 15 games this season.
- The 22 rebounds were the most by an ACC player in a game since Zach Auguste, Notre Dame, 22 vs. Duke, 3/10/16, in the ACC Tournament.
- The 22 rebounds were the most in a regular-season ACC game since Johnson's 23 at FSU on 1/4/16.
- It was the first time a Tar Heel had 15 or more rebounds in consecutive games since Luke Maye had 20 at BC and 16 vs. Duke in 2019.
- The win snapped UNC's seven-game losing streak to Virginia. It was UNC's first win over the Cavaliers since 2/18/2017.
- It was the first time UNC scored 70 points against Virginia in 10 games, since a 79-74 loss in Charlottesville on 2/27/2016.
- It was the fourth time this season UNC held an opponent under 60 points.
- Carolina made 11 threes, the second straight time the Tar Heels made 11 3FGs in a win (also at Boston College).
- Carolina led by as many as 25 points. The 25-point deficit was Virginia's largest of the season (previous 23 vs. Houston on 11/16).
- Manek had a career-high five assists and also hit five three-pointers. His 19 points were his highest total since he had 24 against Tennessee on 11/21.
- Manek shared team honors in assists with Caleb Love, who also had five. It was the first time Manek led or shared the team lead in assists.
- Love made four threes, had 16 points and five assists. He tied his career high in threes, the fourth time this season and fifth time as a Tar Heel he made four in a game (this season vs. Michigan, Elon, Boston College and Virginia).
- Bacot (29), Manek (19) and Love (16) combined to score 64 of Carolina's 74 points.

GAME 16: @UNC 88, GEORGIA TECH 65

- It was the fifth time this season two Tar Heels scored 20 or more points (29 by Bacot and 21 by Davis).
- It was the ninth straight win by the Tar Heels in which they held the opposition to 65 or fewer points.
- Bacot had a game-high and career-high-tying 29 points and 12 rebounds, his seventh consecutive double-double, the longest streak by a Tar Heel since John Henson had nine in a row in 2010-11. Seven straight is the eighth-longest streak in UNC history.
- Bacot is the first Tar Heel with 29 or more points in consecutive games since Tyler Hansbrough had 32 at NC State and 29 vs. Wake Forest in 2007-08.
- Bacot scored 20 points in the second half. He was the first Tar Heel to do that since Cole Anthony against Boston College in 2020.
- Bacot was 9 for 9 from the free throw line. The nine made free throws tied his career high. His previous best FT performance without a miss was 5 for 5 twice (at BC this year and at Miami last season).
- Davis made two three-pointers in the first 2:11 after not making a field goal in 10 attempts vs. Virginia. It was the first time in UNC history a player was 0 for 10 from the floor in one game then scored 20 or more points in the next.
- Davis scored 16 points in the first half, most he scored in a half since he had 16 in the second half against Purdue on 11/20/21.
- Davis and Caleb Love combined for seven threes, the third time this season they made seven or more and second time against Georgia Tech (8 vs Brown, 7 at Georgia Tech).
- Garcia had a season-high 11 rebounds.
- Carolina had 20 assists on 30 field goals.
- Black helped limit Michael Devoe, the ACC's leading scorer to two points on 1 for 5 shooting with no assists and six turnovers. Black also had four assists.
- Carolina shot 50 percent from the floor in the first half, the first time UNC did that since UNC Asheville on 11/23/21.
- Carolina shot 90.5% from the free throw line, its highest percentage in the first 16 games.
- It was Carolina's 11th win in the last 14 games against the Yellow Jackets.
- The win extended Carolina's streak to having swept at least one home-and-away series in every season in ACC history, something no other program has accomplished.

HEAD COACH HUBERT DAVIS



Hubert Davis was named the 20th head coach of the University of North Carolina men's basketball program on April 5, 2021. Davis became the fourth former Tar Heel player to become UNC's head coach and the first Black head coach in Carolina men's basketball history.

Davis played for Dean Smith at Carolina from 1988-92 and was an assistant coach on Roy Williams' UNC staff from 2012-21. He played a key role coaching, recruiting and scouting and was the head coach of the UNC junior varsity program, a position Williams held before becoming the head coach at Kansas in 1988, for six seasons from 2013-19.

"In 1987-88, I went with Coach Dean Smith into Hubert Davis's home," says Roy Williams. "Coach Smith said, 'I don't know if you're ever going to be able to play here, Hubert, and I don't want to do this.' I got in the car with Coach and I said, 'Coach, I think he'll play more than you think he will because I think he's so competitive and so driven.' Hubert told Coach Smith, 'You'll never know unless you give me a chance.' Coach Smith a couple days later called him and said, 'I listened to what you said and I'm going to offer you a scholarship to North Carolina.' Hubert committed to Coach Smith right then.

"Hubert Davis was an overachiever as a basketball player. He was a McDonald All-American and he ended up scoring 1,600 points at North Carolina. Hubert was an overachiever who also became a first-round draft choice. Hubert Davis was an overachiever who also played 12 years in the NBA. I've never known a finer person in my entire life, who has a switch he turns on and can be as competitive as anybody around. Hubert Davis will not be an overachiever as a coach to me because I think he's going to be great. He is the finest young man I've ever known in my life." In his nine seasons on the bench with Williams, the Tar Heels played in eight NCAA Tournaments, advanced to the Final Four and national championship games in 2016 and 2017 and won the NCAA title in 2017. The Tar Heels went 228-95, including 107-60 in Atlantic Coast Conference regular-season play, winning the regular-season ACC title in 2016, 2017 and 2019 and an ACC Tournament title in 2016.

Carolina earned three No. 1 seeds and a No. 2 seed in the NCAA Tournament in those nine seasons. The four-year run from 2016-19 was the best four-year NCAA seed average in UNC basketball history.

Davis helped coach 14 players who have played in the NBA, including 10 first-round draft picks – Cole Anthony, Tony Bradley, Reggie Bullock, P.J. Hairston, Justin Jackson, Brice Johnson, Cameron Johnson, Nassir Little, Day'Ron Sharpe and Coby White.

Brice Johnson and Jackson were consensus first-team All-America and first-team All-ACC selections; Jackson was the 2017 ACC Player of the Year and Cameron Johnson earned first-team All-ACC honors.

Jackson and Cameron Johnson rank one-two in UNC single-season history in three-pointers. Johnson transferred to UNC from Pittsburgh and blossomed into the 11th pick in the first round of the 2019 NBA Draft.

Davis also coached Marcus Paige, who earned first-team All-America honors as a sophomore in 2014 and set the UNC career record with 299 three-pointers, and Joel Berry II, the 2017 Final Four Most Outstanding Player.

Anthony set the ACC record for most points in a college debut and had the second-highest single-season scoring average by a Tar Heel freshman.

White set the UNC single-season record for most threes by a freshman

and became the seventh pick in the first round of the 2019 NBA Draft.

Prior to beginning his coaching career, Davis worked for seven years with ESPN as an analyst and co-host of the College GameDay program.

Born in Winston-Salem, N.C., Davis grew up in Burke, Va., where he attended Lake Braddock High School, the same high school UNC and US Soccer star Mia Hamm attended. Davis was a high school football teammate of future Olympic 110 hurdles gold medalist Allen Johnson.

Davis played in 137 games as a Tar Heel from 1988-92, during which time UNC went 102-37, won the 1989 and 1991 ACC Tournaments and played in the 1991 Final Four. He scored 1,615 points, an average of 11.8 per game. He still holds the UNC record for career three-point percentage at .435 (197 of 453). He scored in double figures 80 times with 23 games scoring 20 or more points.

He scored in double figures in each of his last eight NCAA Tournament games, averaging 18.5 points in those games. That included 19 against Temple in the 1991 NCAA East Regional final and 25 against Kansas (coached by Williams) in the 1991 Final Four.

Davis averaged 21.4 points and earned second-team All-ACC honors as a senior. He scored in double figures in 32 of 33 games that season, including 20 games with 20 or more points and 30 or more in four games. He netted a career-high 35 points at Duke on March 8, 1992. That 35-point game was part of a seven-game stretch late in the season in which he averaged 28.7 points.

The New York Knicks selected Davis with the 20th pick in the first round of the 1992 NBA Draft. He played 12 seasons in the NBA, scoring 5,583 points, an average of 8.2 per contest. He made 728 three-point field goals and is currently third in NBA history in three-point percentage at .441.

Davis averaged double-figure scoring in four different seasons – a career-high 11.1 with Dallas in 1997-98 and with the Knicks in 1993-94 (11.0), 1994-95 (10.0) and 1995-96 (10.7).

He scored a career-high 32 points twice – as a second-year pro with the Knicks vs. Minnesota and in 2000 with Dallas against Seattle.

In 1993-94, he was fourth on the Knicks in scoring behind Patrick Ewing, John Starks and Charles Oakley as New York won 57 games and advanced to the NBA Finals, where they took Hakeem Olajuwon, Clyde Drexler and Kenny Smith to seven games (Doc Rivers and Greg Anthony were also Knicks that season).

He shot 40 percent or better from three-point range in eight seasons, including 1999-2000, when he led the NBA with a career-best 49.1 percent as a Maverick.

Davis shot 80 percent or better from the free throw line nine times. He connected on 83.7 percent of his career free throw attempts.

Davis played for NBA head coaches Pat Riley, Don Nelson, Jim Clemons, Leonard Hamilton, Doug Collins, Rick Carlisle and Larry Brown. His NBA teammates included Anthony, Chauncey Billups, Ewing, Michael Finley, Richard Hamilton, Michael Jordan, Jason Kidd, Steve Nash, Dirk Nowitzki and Rivers.

Davis graduated from UNC in 1992 with a degree in criminal justice. He and his wife, Leslie, have three children – Elijah, Gracie and Micah. Elijah will be playing basketball this season at the University of Lynchburg.

Hubert's uncle, Walter, starred at UNC from 1973-77 and was a six-time NBA All-Star. He was the NBA Rookie of the Year in 1978 with the Phoenix Suns, who retired his jersey.



HUBERT DAVIS AT CAROLINA

Years	GP	FG	FG%	3FG	3FG%	FT	FT%	REB	AVG	PF	A	TO	BL	ST	PTS	AVG
1988-89	35	44-86	.512	4-13	.308	24-31	.774	27	0.8	10	9	12	1	3	116	3.3
1989-90	34	111-249	.446	44-111	.396	59-74	.797	60	1.8	42	52	31	6	33	325	9.6
1990-91	35	161-309	.521	64-131	.489	81-97	.835	85	2.4	35	66	37	9	30	467	13.3
1991-92	33	241-474	.508	85-198	.429	140-169	.828	76	2.3	42	52	45	7	42	707	21.4
Totals	137	557-1118	.498	197-453	.435	304-371	.819	248	1.8	129	179	125	23	108	1615	11.8

HUBERT DAVIS IN THE NBA

Years	GP	FG	FG%	3FG	3FG%	FT	FT%	REB	AVG	PF	A	TO	BL	ST	PTS	AVG
1992-2004 (12)	685	2108-4600	.458	728-1651	.441	639-763	.837	1045	1.5	1011	1172	646	44	297	5583	8.2

New York Knicks 1992-96, Toronto Raptors 1996-97, Dallas Mavericks 1997-2001, Washington Wizards 2001-02, Detroit Pistons 2002-04, New Jersey 2004

TV/RADIO QUICK FACTS



0 ANTHONY HARRIS (Sophomore, Woodbridge, Va.)

- averaged 16 minutes his last five games
- Hit three-pointers in each of his last two games
- tied his season scoring high with six points vs. Kentucky
- suffered two season-ending knee injuries, one as a high school senior and one as a freshman in 2019-20



15 ROB LANDRY (Sophomore, Greensboro, N.C.)

- first season on the varsity
- played on the JV team in 2019-20
- earned a perfect score on the ACT
- his father, Pearce, played for UNC 1993-95 (captain), including the 1995 Final Four



1 LEAKY BLACK (Senior, Concord, N.C.)

- led UNC in plus/minus five times this season
- Carolina is 7-0 this year when he has three or more assists
- scored career-high 16 at Miami last season
- 28 career games with multiple steals
- "Leaky" comes from his middle name, Malik



22 JUSTIN MCKOY (Junior, Raleigh, N.C.)

- hit three-pointer against former school in 1/8 win over Virginia
- Raleigh native attended Panther Creek High School in Cary
- played two seasons at the University of Virginia
- career-high 11 points as a Cavalier vs. San Francisco



2 CALEB LOVE (Sophomore, St. Louis, Mo.)

- averaging 2.31 three-pointers per game this year
- has scored 22 points five times this season
- 16th all-time at UNC in free throw percentage (.818)
- Coached in high school by Justin Tatum, father of Boston Celtic Jayson Tatum




24 KERWIN WALTON (Sophomore, Hopkins, Minn.)

- two 3FGs vs. App State were his first since November 20
- set UNC freshman 3FG percentage record a year ago (.420)
- career-high five three-pointers last season vs. Louisville
- Earned Academic All-ACC honors as a freshman with RJ Davis



3 DONTREZ STYLES (Freshman, Kinston, N.C.)

- season-high four points at Boston College
- first career field goal vs. UNC Asheville
- attended Kinston High School, same school as former Tar Heels Jerry Stackhouse and Reggie Bullock




25 CREIGHTON LEBO (Sophomore, Greenville, N.C.)

- attended the Greenfield School in Wilson, N.C., the same school as UNC alum/Chicago Bull Coby White
- scored six points in seven games as a freshman
- Jeff Lebo (dad) is UNC assistant, played here 1985-89




4 RJ DAVIS (Sophomore, White Plains, N.Y.)

- leads Carolina in assists with 60
- three 20-point games, all this season
- seven assists vs. Furman is season high by a Tar Heel
- career-high six threes and 26 points vs. Brown
- his dad, Robert, scored 2,118 points at Mercy College




30 JACKSON WATKINS (Junior, Richmond, Va.)

- first season on the varsity
- played on the JV team in 2019-20
- Born in Houston but attended the Collegiate School in Richmond, Va.




5 ARMANDO BACOT (Junior, Richmond, Va.)

- ACC Player of the Week after averaging 25.0 points and 19.5 rebounds against Notre Dame and Virginia
- leads ACC in double-doubles, FG percentage and rebounding
- is 10th in UNC history in double-double percentage (.390)
- career-high 29 points in each of last two games




34 DUWE FARRIS (Junior, Charlotte, N.C.)

- second season on the varsity after playing on the JV team in 2019-20
- scored his first point as a Tar Heel vs. Loyola
- is a fourth-generation UNC student-athlete




11 D'MARCO DUNN (Freshman, Tucson, Ariz.)

- season-high six points at Boston College
- first career 3FG vs. UNC Asheville
- moved from Arizona to Fayetteville, N.C., for his final two seasons of high school
- both parents are members of the U.S. Armed Services




35 RYAN MCADOO (Senior, Boca Raton, Fla.)

- third season on the active roster after transferring after freshman season at Florida Gulf Coast
- played in 34 games as a Tar Heel
- Bob McAdoo (dad) is a Naismith Hall of Famer



13 DAWSON GARCIA (Sophomore, Prior Lake, Minn.)

- season-high 11 rebounds in home win over Georgia Tech
- AAU teammate in Minnesota with Kerwin Walton
- Second player in last six seasons (w/Cameron Johnson) to score 20 points both against UNC and for the Tar Heels (24 playing for Marquette, 26 vs. Purdue)



45 BRADY MANEK (Graduate, Harrah, Okla.)

- has nine assists in last two games, most in any two-game stretch in his career
- graduated from Oklahoma in seven semesters as OU's 14th-leading scorer all-time
- 265 career 3FGs (only two Tar Heels with more)



14 PUFF JOHNSON (Sophomore, Moon Township, Pa.)

- made season debut vs. Georgia Tech on 1/15
- toe injury last year, hip flexor/ankle in 2021-22
- younger brother of Cameron Johnson, who played for Carolina from 2017-19 and is a Phoenix Sun



O – ANTHONY HARRIS

6-4, 195, Red-Shirt Sophomore Guard, Woodbridge, Va.



Scored 122 points in 35 games as a Tar Heel • Scored in double figures twice (14 vs. UCLA in Las Vegas in 2019-20 and 10 vs. NC State in 2020-21).

2021-22: Averaging 2.6 points in 11.9 minutes per game (16.0 minutes over his last five games)

- Scored five points in each of his last two games against Notre Dame and Virginia • Made three-pointers in both games, the first time since his freshman season he made threes in consecutive games • Three-pointer at Notre Dame was his first since 11/20 • Played a career-high 18 minutes vs. the Irish • Matched his season high with

six points vs. Kentucky • Career-best 6 for 6 from the line for a season-high six points vs. Elon • Played 14 solid minutes in the win at Georgia Tech, helping to limit Michael Devoe, the nation's leading scorer, to four points when he was on the floor • Scored five points against Purdue.

2020-21: Averaged 3.2 points in 10.9 minutes per game • Had 20 assists and 11 turnovers • Was 9 for 18 from the floor in the four postseason games • Top scoring games were 10 against NC State, eight vs. Notre Dame in Greensboro, six vs. Louisville and six vs. Wisconsin • Had three assists four times • Had the second-highest assists per 40 minutes on the team (4.6) behind only starting point guard Caleb Love • Averaged 5.0 points and 1.7 assists in the ACC Tournament.

2019-20: Did not play in the first eight games due to a left knee injury he suffered in high school, then played in five straight games from December 8 (at Virginia) through December 30 (Yale) • Suffered a torn right ACL against Yale on 12/30/19 • Had surgery on 1/6/20 • Was plus-41 and averaged 9.3 points against Gonzaga, UCLA and Yale • Had six points in 13 minutes and was a team-high plus 10 against Yale before being injured • Season-high 14 points, all in the second half, in UNC's win over UCLA • Scored eight straight Tar Heel points in a 10-2 run that extended UNC's lead from four to 12 • Was plus 15 against the Bruins • Also won his first defensive player of the game award • Eight points in 14 minutes at Gonzaga • Saw his first action on 12/8/19 at Virginia, scoring four points in six minutes • First game action since injuring his left knee as a high school senior on 12/1/18.

Prep: Played at Paul VI Catholic High School in Fairfax, Va., for Coach Glenn Farello • Missed most of his senior season due to a knee injury • Averaged 12.9 points his junior year • Played for Team Takeover in the EYBL with Armando Bacot • Averaged 8.2 points per game, shooting 43 percent from three-point range • Won of the 2018 EYBL Peach Jam Classic • Won the WCAC regular season championship with Paul VI Catholic his junior year.

Personal: Born Anthony Jy'el Harris on July 6, 2000, in Washington, D.C. • Is the son of Anthony and Meechsha Harris • Majoring in exercise and sports science/sports administration.

2021-22	FG	3FG	FT	REB	PF	PTS	A	TO	B	S	MP
Loyola Maryland	0-1	0-0	0-0	0-0-0	1	0	0	2	0	0	6
Brown	0-0	0-0	0-0	0-0-0	0	0	0	0	0	0	3
at Charleston				DNP							
vs. Purdue	2-4	1-1	0-0	0-1-1	1	5	0	2	0	0	14
vs. Tennessee	0-0	0-0	0-0	0-0-0	2	0	0	0	0	0	13
UNC Asheville	0-0	0-0	0-0	0-0-0	2	0	1	1	0	0	11
Michigan	1-1	0-0	0-0	0-0-0	1	2	0	0	0	0	2
at Georgia Tech	1-2	0-0	0-0	0-0-0	2	2	1	0	0	0	14
Elon	0-4	0-1	6-6	1-1-2	0	6	0	0	0	0	11
Furman	1-3	0-0	0-0	0-0-0	2	2	1	0	0	0	13
vs. Kentucky	2-3	0-0	2-2	0-1-1	2	6	1	2	0	0	16
App State	1-2	0-0	0-1	1-0-1	0	2	2	0	0	1	15
at Boston College	1-2	0-1	0-0	0-0-0	2	2	2	2	0	0	15
at Notre Dame	2-3	1-1	0-0	0-0-0	2	5	0	1	0	0	18
Virginia	2-2	1-1	0-0	0-0-0	0	5	1	1	0	1	16
Georgia Tech				DNP							
at Miami											
at Wake Forest											
Boston College											
NC State											
Virginia Tech											
at Louisville											
Duke											
at Clemson											
Florida State											
Pittsburgh											
at Virginia Tech											
Louisville											
at NC State											
Syracuse											
Duke											

Year	GP-GS	Min.	Ave.	HARRIS'S STATS												Pts	Ave.		
				FGM-A	Pct.	3FGM-A	Pct.	FTM-A	Pct.	Off	Def	Reb	Ave.	A	TO			B	S
2019-20	5-0	61	12.2	12-22	.545	3-7	.429	7-8	.875	3	2	5	1.0	3	2	0	4	34	6.8
2020-21	16-0	174	10.9	19-43	.442	4-16	.250	9-17	.529	6	10	16	1.0	20	11	0	9	51	3.2
2021-22	14-0	167	11.9	13-27	.481	3-5	.600	8-9	.889	2	3	5	0.4	9	11	0	2	37	2.6
Totals	35-0	402	11.5	44-92	.478	10-28	.357	24-34	.706	11	15	26	0.8	32	24	0	15	122	3.5



1 – RECHON “LEAKY” BLACK

6-8, 200, Senior, Forward, Concord, N.C.



Career: Needs two steals for 100, 17 points for 500 and one game for 100 • Recently reached 400 career rebounds and 200 assists • Made 74 starts in 99 games • Averages 4.9 points, 4.3 rebounds and 2.2 assists • Assist-error ratio of 1.8 to 1 (214 assists/120 turnovers) • Career highs include 16 points at Miami on 1/5/21, 11 rebounds against UNC Asheville on 11/23/21 and nine assists vs. Duke on 2/8/20 • Scored in double figures eight times • Made multiple steals in 28 games.

2021-22: Averaging 25.5 minutes a game, primarily at small forward (also has played the point and the 4) • Second on the team in plus/minus

at +179 • Has led UNC in plus/minus five times • Carolina is 7-0 when he has three or more assists • Leads UNC in assist/TO ratio (2.8) with 34 assists/12 turnovers • Shooting a career-best 44.7 percent from the floor • Led UNC in rebounding twice.

Was a plus 23 in 20 minutes in the home win over Georgia Tech • Had four assists, no turnovers and helped limit ACC-leading scorer Michael Devoe to just two points • Led UNC with five assists at Boston College, the 11th time in his career he had five or more assists • Tied his season high with nine rebounds and led UNC with a +18 against Furman • Led UNC with eight rebounds and three assists vs. Elon • Helped limit Michael Devoe, the nation's top scorer, to nine points in nearly 28 minutes in UNC's win at Georgia Tech • Exceptional defensive effort vs. Michigan, helping limit Caleb Houston to 2 of 9 FG and no assists, three turnovers • Season-high and game-high +29 vs. the Wolverines • Career-high 11 rebounds (four offensive) and scored a season-high nine points vs. UNC Asheville • Four assists and led UNC with a +25 in opener vs. Loyola • Tied Bacot for the team lead at +16 at Charleston • Also played some point guard in the first half at Charleston • Did not play against Purdue due to a non-Covid-related illness.

2020-21: Averaged 5.6 points, 4.9 rebounds and 2.4 assists • Second on the team in plus/minus at plus 116 • Second in the ACC in assist/turnover ratio in league games (2.8 on 53 assists/19 turnovers) • Led UNC in assist-error ratio in all games at 1.9 • Had 51 assists and 21 turnovers in UNC's 18 wins (19/16 in the 11 losses) • Led UNC and was eighth in the ACC with 53 assists in league play (3.3 per game) • Season-high eight assists vs. Wake Forest and seven in the win over Syracuse • Won two defensive player of the game awards (UNLV and NCCU) • Scored in double figures four times (16 at Miami, 12 at Duke, 10 vs. Stanford and 10 at Georgia Tech) • Grabbed 10 rebounds against UNLV and Texas and nine at Iowa and Miami • Led UNC in steals with 36 • Made at least one steal in 24 games and had multiple steals 10 times • UNC went 6-3 when he scored eight points or more, 5-1 when he hit a 3FG and 5-1 when he made at least 50 percent of his shots from the floor.

2019-20: Averaged 6.5 points, 5.0 rebounds and 2.6 assists • Started 31 games – 25 at small forward and six (Clemson through Boston College) at the point • Led the team with 40 steals and was second in assists with 83 • Scored in double figures four times with a career-high 14 points against Syracuse in the ACC Tournament, three 3FGs at Virginia Tech, 10 rebounds at Notre Dame and nine assists at home vs. Duke • Played 30 or more minutes 15 times and 40-plus twice.

2018-19: Averaged 2.5 points, 2.1 rebounds and 1.2 assists in 10.3 minutes per game • Made 23 of 49 shots from the floor (.469), including 5 for 12 from three-point range (.417) • Sprained his left ankle in the Georgia Tech game on 1/29 and did not play in the next 13 games • Played valuable minutes and was on the floor for his defense in the latter stages of

2021-22	FG	3FG	FT	REB	PF	PTS	A	TO	B	S	MP
Loyola Maryland•	1-2	0-0	0-0	1-3-4	0	2	4	1	0	0	21
Brown•	2-4	0-1	3-4	1-3-4	3	7	3	1	1	0	19
at Charleston•	2-4	0-0	0-0	0-4-4	1	4	3	2	2	0	33
vs. Purdue	DNP - illness										
vs. Tennessee•	1-3	0-0	0-0	0-2-2	3	2	1	0	0	2	19
UNC Asheville•	2-5	0-0	5-6	4-7-11	2	9	0	1	0	0	24
Michigan•	2-4	0-1	1-1	2-3-5	0	5	3	0	1	1	33
at Georgia Tech•	2-2	0-0	1-1	0-2-2	2	5	1	1	0	1	28
Elon•	0-0	0-0	2-2	3-5-8	1	2	3	2	1	1	27
Furman•	4-5	1-1	0-0	0-5-5	1	9	1	0	0	1	31
vs. Kentucky•	1-4	0-2	0-0	0-1-1	0	2	1	0	0	0	27
App State•	1-6	1-2	0-0	1-4-5	1	3	1	1	0	0	24
at Boston College•	0-0	0-0	0-0	0-6-6	2	0	5	1	1	1	23
at Notre Dame•	2-5	0-0	0-0	1-6-7	2	4	2	1	0	0	30
Virginia•	0-0	0-0	0-0	0-2-2	0	0	2	1	1	0	24
Georgia Tech•	1-3	0-1	0-0	1-1-2	2	2	4	0	0	1	20
at Miami											
at Wake Forest											
Virginia Tech											
Boston College											
NC State											
at Louisville											
Duke											
at Clemson											
Florida State											
Pittsburgh											
at Virginia Tech											
Louisville											
at NC State											
Syracuse											
Duke											

the win at NC State • Five rebounds and four assists at Pitt • Five points, two assists, two steals and was Carolina's defensive player of the game vs. Harvard • Had five points, two assists and no turnovers in a season-high 18 minutes against UCLA • Was 4 for 4 from the floor against Stanford • Tied for the team lead with five assists and added eight points, six rebounds and no turnovers in 15 minutes at Elon.

Prep: Played for coach Jody Barbee at Cox Mill High School in Concord as a senior • Played his first two seasons at Concord High School and his junior year at Montverde Academy • Averaged 13.4 points, 5.7 rebounds, 3.2 assists and 3.2 steals and was the team's defensive MVP in leading Cox Mill to the 2018 3-A state championship.

Personal: Born Rechon Malik Black on June 14, 1999, in Concord • Son of Chon and Carla Black • Given the nickname "Leaky" by his grandmother, due to his middle name, Malik • Majoring in exercise and sport science/ sports administration.

Year	GP-GS	Min.	Ave.	BLACK'S STATS								Off	Def	Reb	Ave.	A	TO	B	S	Pts	Ave.
				FGM-A	Pct.	3FGM-A	Pct.	FTM-A	Pct.												
2018-19	23-0	239	10.4	23-49	.417	5-12	.417	6-7	.857	10	39	49	2.1	27	15	4	14	57	2.5		
2019-20	32-31	954	29.8	80-223	.359	16-63	.254	32-46	.696	45	116	161	5.0	83	56	25	40	208	6.5		
2020-21	29-28	796	27.4	58-158	.367	10-45	.222	36-52	.692	39	104	143	4.9	70	37	10	36	162	5.6		
2021-22	15-15	382	25.5	21-47	.447	2-8	.250	12-14	.857	14	54	68	4.5	34	12	7	8	56	3.7		
Totals	99-74	2371	24.0	182-477	.382	33-128	.258	86-119	.723	108	313	421	4.3	214	120	46	98	483	4.9		



2 – CALEB LOVE

6-4, 195, Sophomore, Guard, St. Louis, Mo.



2021-22: Averaging 12.3 points and 3.5 assists in 45 games • Scored his 500th career point in the win at Boston College • Is 16th in UNC history in free throw percentage (.818) • Carolina is 9-1 when he makes 50 percent of his shots from the floor.

2021-22: Team captain with Armando Bacot and RJ Davis • Preseason candidate for the Bob Cousy Award as the nation's top point guard • Second-team preseason All-ACC selection by the ACC media • Third-team preseason All-ACC by Athlon and Lindy's.

Leads UNC in three-pointers (37) and steals (21) and is second in scoring (15.5) and assists (54) • Is second in the ACC in three-point percentage (.451), fifth in free throw percentage (.833), eighth in three-pointers, 10th in scoring and 12th in assists • Made multiple three-pointers 13 times • Tied his career high with four 3FGs four times (made four in one game as a freshman) • Made more threes (37) in 16 games as he did all of last season in 29 games • Has five 22-point games, all UNC wins (had two 20-point games in 29 contests as a freshman) • Has more assists than turnovers 11 times (did that in 14 of 29 games as a freshman) • Has 54 assists and 42 turnovers (47/29 in the 12 wins, 7/13 in the four losses) • Made seven or more field goals six times (including a career-high nine vs. Michigan) – last year he made seven or more twice • Made 50 percent or better from the floor six times (did that four times all of last season) • Made 27 of 54 (.500) from the floor, including 16 of 31 3FGs (.516) in the last five games • Three-point shooting is up from 26.6% last season • Averaging a team-high 32.2 minutes.

Tied his career high with four threes and added five assists, only one turnover vs. Virginia • Tied his career-high with four 3FGs and scored game-high 22 at Boston College • Made 7 of 11 from the floor vs. the Eagles, his best single-game FG% as a Tar Heel (.636) • Against Elon he made four threes and scored 22 points for the second straight home game • Complete game at Georgia Tech, scoring 17 points with six rebounds, five assists and three steals • Attempted a season-high 18 field goals in a season-high 36 minutes • UNC shot 65.5 percent in the second half vs. the Yellow Jackets • Scored 12 of his game-high 22 points and had all four of his game-high assists in the second half in the win over No. 24 Michigan • Tied career highs in field goals (9) and three-pointers (4) vs. the Wolverines • Led a UNC offense that committed only six turnovers for the game and shot 58.1 percent from the floor in the second half • Scored 18 second-half points in the win at Charleston • Made a career-high 10 free throws in 12 attempts at Charleston • Led all scorers with 22 points in opener vs. Loyola • Was 7 for 13 from the floor.

2020-21: ACC All-Freshman team • Led UNC in assists (104) and was second in scoring (10.5 per game), steals (34) and three-pointers (34) • Two-time ACC Freshman of the Week (for his play against Wake Forest/NC State and at Duke) • One of three players to win Freshman of the Week multiple times and the only player to do twice during conference play • Led UNC in scoring five times (UNC went 4-1 in those games) • Averaged 11.8 ppg in UNC's 18 wins • Scored in double figures 16 times with a high of 25 at Duke • Scored in double figures in six of the last seven games • Season-high four three-pointers at Duke • Made 13 threes in the last six games • Had more assists than turnovers in 14 games • Season-high nine assists vs. Northeastern and an ACC-best seven in both games against Duke • Was ninth in the ACC in assists in league play • Led the team in field goal and three-point attempts • Took 90 more field goal attempts than any other Tar Heel • Made at least 50 percent of his field goal attempts four times (Wake Forest, Duke twice and Louisville) • Second on the team in free throw percentage (.808) • Shot 82.1 percent from the FT line in the 18 wins.

2021-22	FG	3FG	FT	REB	PF	PTS	A	TO	B	S	MP
Loyola Maryland•	7-13	2-6	6-10	0-2-2	3	22	2	0	0	2	31
Brown•	3-9	2-4	5-6	0-2-2	2	13	5	1	0	0	37
at Charleston•	6-14	0-2	10-12	0-7-7	3	22	6	4	1	0	33
vs. Purdue•	7-16	2-7	2-3	0-3-3	0	18	4	3	1	1	36
vs. Tennessee•	3-8	2-5	4-4	0-2-2	1	12	3	2	0	0	31
UNC Asheville•	2-5	0-1	0-0	0-6-6	0	4	5	2	0	2	33
Michigan•	9-16	4-7	0-0	0-4-4	2	22	4	2	0	3	33
at Georgia Tech•	7-18	3-5	0-0	1-5-6	0	17	5	1	0	3	36
Elon•	7-14	4-7	4-4	0-5-5	2	22	1	4	0	3	35
Furman•	3-10	2-5	2-2	1-5-6	0	10	4	2	0	2	33
vs. Kentucky•	2-8	0-2	4-4	0-2-2	2	8	0	4	0	0	28
App State•	4-8	2-5	1-1	1-1-2	4	11	5	6	0	0	25
at Boston College•	7-11	4-6	4-4	0-4-4	0	22	2	0	0	1	26
at Notre Dame•	6-12	3-6	0-0	0-2-2	3	15	0	4	1	2	33
Virginia•	6-13	4-9	0-0	1-2-3	0	16	5	1	0	2	38
Georgia Tech•	4-10	3-5	3-4	0-1-1	3	14	3	6	0	0	14
at Miami											
at Wake Forest											
Virginia Tech											
Boston College											
NC State											
at Louisville											
Duke											
at Clemson											
Florida State											
Pittsburgh											
at Virginia Tech											
Louisville											
at NC State											
Syracuse											

Prep: The 2020 Gatorade High School Player of the Year in Missouri • Also the Mr. Show-Me Basketball and Class 5 Player of the Year by the Missouri Basketball Coaches Association • Selected to play in the 2020 McDonald's All-American Game, Jordan Brand Classic, Iverson Classic and Nike Hoop Summit • First-team all-state and two-time conference player of the year • St. Louis Post-Dispatch's Metro Player of the Year • Played for Coach Justin Tatum (the father of Boston Celtic Jayson Tatum) at Christian Brothers College High School in St. Louis • Led the school to the 2020 state semifinals before the season was cut short due to the pandemic • As a senior, averaged 26.3 points, 6.5 rebounds and 3.1 assists • Scored a career-best 42 points as a senior against East St. Louis High School, the defending Illinois 3A state champions • That was one of three 40-point games • As a junior, led Christian Brothers to the state finals while averaging 19.4 points • Second player from Christian Brothers to earn McDonald's All-America honors (first since Larry Hughes, who played at Saint Louis University, in 1997) • Joined Hughes as the only players in school history to surpass 2,000 career points • Helped Christian Brothers win four district and two conference titles • Took part in minicamps for the 2019 USA Basketball Men's Junior National Team.

Personal: Born Caleb Khristopher Love on Sept. 27, 2001, in St. Louis, Mo. • Son of Dennis Love and Alecia Thompson • His dad played college football • Honors student • Also played football, bowls and plays mini-golf.

Year	GP-GS	Min.	Ave.	LOVE'S STATS								Off	Def	Reb	Ave.	A	TO	B	S	Pts	Ave.
				FGM-A	Pct.	3FGM-A	Pct.	FTM-A	Pct.												
2020-21	29-26	806	27.8	104-329	.316	34-128	.266	63-78	.808	11	64	75	2.6	104	91	10	34	305	10.5		
2021-22	16-16	515	32.2	83-185	.449	37-82	.451	45-54	.833	4	53	57	3.6	54	42	3	21	248	15.5		
Totals	45-42	1321	29.4	187-514	.364	71-210	.338	108-132	.818	15	117	132	2.9	158	133	13	55	553	12.3		



3 – DONTREZ STYLES

6-6, 210, Freshman, Guard/Forward, Kinston, N.C.



Played in 12 games • Season-high 10 minutes and four points at Boston College • Scored his first collegiate points in the win over UNC Asheville on 11/23.

Prep: Played for Coach Perry Tyndall at Kinston High School, where he started for four seasons • Missed three weeks of action in his senior season after suffering a fall during the first game • Averaged 30.3 points and 10.3 rebounds in his last three regular-season games (32 points against Ayden-Grifton, 30 against Greene Central and 29 vs. North Lenoir) • As a junior, he averaged 19.7 points and 11 rebounds in leading Kinston to a

26-4 record • Kinston went 83-20 in his career • A four-time honor roll student and ranked top-15 academically in his class • The 2019-20 and 2020-21 Eastern Conference Player of the Year • Also a four-time all-conference selection, two-time all-state (first team in 2021, second team in 2020) and all-district honoree • All-tournament pick at the 2019-20 John Wall Holiday Invitational.

Personal: Born June 26, 2002, in Lenoir, N.C. • Son of Donald Swinson and Sharon Styles.

2021-22	FG	3FG	FT	REB	PF	PTS	A	TO	B	S	MP
Loyola Maryland	0-0	0-0	0-0	0-0-0	0	0	0	0	0	0	2
Brown	0-0	0-0	0-0	0-0-0	1	0	0	0	0	0	3
at Charleston				DNP							
vs. Purdue				DNP							
vs. Tennessee	0-1	0-0	0-0	0-0-0	0	0	0	1	0	0	2
UNC Asheville	1-1	0-0	0-0	1-1-2	0	2	0	0	0	1	2
Michigan	0-0	0-0	0-1	0-0-0	0	0	0	0	0	0	2
at Georgia Tech				DNP							
Elon				DNP							
Furman	0-0	0-0	0-0	0-0-0	0	0	0	0	0	0	1
vs. Kentucky	0-0	0-0	2-2	0-2-2	0	2	0	0	1	0	7
App State	1-2	0-0	0-0	0-1-1	0	2	0	0	0	0	3
at Boston College	2-5	0-1	0-2	0-3-3	1	4	0	1	0	0	10
at Notre Dame	0-1	0-1	0-0	0-1-1	1	0	0	1	0	1	3
Virginia	0-1	0-0	0-0	0-0-0	0	0	0	0	0	0	2
Georgia Tech	0-3	0-2	0-0	0-0-0	1	0	0	0	0	0	6
at Miami											
at Wake Forest											
Virginia Tech											
Boston College											
NC State											
at Louisville											
Duke											
at Clemson											
Florida State											
Pittsburgh											
at Virginia Tech											
Louisville											
at NC State											
Syracuse											
Duke											

Year	GP-GS	Min.	Ave.	STYLES' STATS										Pts	Ave.				
				FGM-A	Pct.	3FGM-A	Pct.	FTM-A	Pct.	Off	Def	Reb	Ave.			A	TO	B	S
2021-22	12-0	42	3.5	4-14	.286	0-4	.000	2-5	.400	1	8	9	0.8	0	3	1	2	10	0.8



4 – RJ DAVIS

6-0, 175, Sophomore, Guard, White Plains, N.Y.



Career: Averaging 10.2 points in 45 games • Scored in double figures 25 times with a high of 26 vs. Brown on 11/12/21 • Scored 20 or more three times, all as a sophomore • Made multiple three-pointers 18 times with a high of six vs. Brown • Shooting 81.6% from the free throw line and 37.0% from three • Led UNC in scoring five times.

2021-22: Team captain with Armando Bacot and Caleb Love • Leads UNC with 60 assists and is third with 29 three-pointers • Is seventh in the ACC in assists • Averaging 13.4 points, third on the team • Scored in double figures 11 times •

Led UNC in scoring twice and in assists a team-leading nine times • Made multiple threes eight times, including six vs. Brown, four at Georgia Tech and at home vs. the Yellow Jackets • Made 16 of 22 from the floor (8 of 12 3FGs) and averaged 22.0 points in two games vs. Georgia Tech • Made at least one three in 12 of 16 games • More assists than turnovers 12 times • Has 30 assists and 10 turnovers in the last seven games.

Scored 16 first-half points and finished with 21 points and six assists in home win over Georgia Tech • Helped UNC get off to a fast start with two threes in UNC's first four possessions • First time in UNC history a player went 0 for 10 from the floor in one game then scored 20 or more points in the next • Did not make a field goal but had four assists without a turnover and played solid defense in win over Virginia • Team-high five assists (all in the second half) and scored 19 points in a career-high 38:51 at Notre Dame • Scored 17 points on a perfect shooting day at Boston College (5-5 FG, 2-2 3FG • Made 7 of 10 from the floor in a 15-point effort vs. App State • Season-high and UNC season-best seven assists vs. Furman • Game-high 23 points and five assists at Georgia Tech • Made four threes and went 8 for 11 from the floor • Field goal percentage (.727) was his career best in 13 games with 10 or field goal attempts • Led UNC with 10 first-half points, which helped the Tar Heels head to intermission tied after a nine-point deficit, then went 3 for 3 from three-point range in the second half as UNC pulled away for the win • Earned all-tournament honors at the Hall of Fame Tipoff after averaging 16.0 points vs. Purdue and Tennessee • Scored 16 of his 18 points against Purdue in the second half • Grabbed a career-high seven rebounds vs. the Boilermakers • Career-high six threes and 26 points in 94-87 win over Brown • Made four threes in the final 6:55, including two in the final 1:37 with UNC leading by one possession each time.

2020-21: Academic All-ACC team honoree • Fifth on the team in scoring at 8.4 points per game • Averaged 10.3 ppg over the last eight games • Scored in double figures 14 times with a high of 19 vs. Virginia Tech in the ACC quarterfinals • Led UNC in scoring three times (UNLV, at Florida State, Virginia Tech) • Third on the team in three-pointers with 32 • Made multiple 3FGs 10 times with a high of four vs. Virginia Tech • Season-high eight assists at Iowa • Led the team in free throw percentage among those with 50 or more attempts (.821) • Converted a team-high 84.4 percent from the FT line in the 18 wins • Made 36 of his last 41 from the free throw line (.878) • Was 11th in the ACC in free throw percentage in league play • Won Carolina's defensive player of the game award against Wake Forest, at Pittsburgh, at Syracuse and vs. Virginia Tech,

Prep: The 2020 Gatorade High School Player of the Year in New York • Named New York's Mr. Basketball by the Basketball Coaches Association of New York, the first player in his school's history to win the award • Played for Coach Patrick Massaroni at Archbishop Stepinac High School in White Plains, N.Y. • Selected to play in the McDonald's All-American Game, Jordan Brand Classic, Iverson Classic and BallisLife All-American Game • Set the all-time prep scoring record in Westchester County with 2,446 career

2021-22	FG	3FG	FT	REB	PF	PTS	A	TO	B	S	MP
Loyola Maryland•	2-5	1-2	1-1	0-5-5	4	6	5	2	0	1	23
Brown•	9-17	6-9	2-2	0-2-2	2	26	6	1	0	0	36
at Charleston•	2-3	0-1	2-3	1-1-2	3	6	4	2	0	1	21
vs. Purdue•	6-12	2-5	4-4	0-7-7	2	18	4	1	0	0	34
vs. Tennessee•	3-11	2-3	6-7	0-4-4	2	14	4	4	0	1	35
UNC Asheville•	5-11	2-6	0-0	0-5-5	3	12	1	4	0	2	30
Michigan•	4-11	1-3	0-0	0-2-2	1	9	1	1	0	1	28
at Georgia Tech•	8-11	4-6	3-3	0-5-5	3	23	5	3	0	1	35
Elon•	4-10	1-4	2-3	0-5-5	2	11	0	3	0	2	30
Furman•	2-8	0-3	2-5	0-3-3	1	6	7	1	0	0	36
vs. Kentucky•	3-8	0-3	4-6	0-1-1	1	10	3	2	0	1	30
App State•	7-10	1-1	0-0	0-3-3	1	15	2	1	0	2	34
at Boston College•	5-5	2-2	5-5	0-3-3	2	17	3	2	0	0	29
at Notre Dame•	6-12	3-7	4-4	0-3-3	2	19	5	2	0	1	39
Virginia•	0-10	0-5	2-2	0-5-5	2	2	4	0	1	1	38
Georgia Tech•	8-11	4-6	1-2	2-3-5	1	21	6	2	0	1	29
at Miami											
at Wake Forest											
Virginia Tech											
Boston College											
NC State											
at Louisville											
Duke											
at Clemson											
Florida State											
Pittsburgh											
at Virginia Tech											
Louisville											
at NC State											
Syracuse											
Duke											

points, topping the previous record set by Danya Abrams, who went on to play at Boston College • Fifth-most points ever in the Catholic High School Athletic Association, which is comprised of Catholic high schools in New York City, Long Island, Westchester and Buffalo (the largest Catholic high school athletic league in the United States) • Abrams' Westchester County scoring record stood for 27 seasons • Senior season ended early due to the coronavirus, just after Stepinac had won the CHSAA's Archdiocesan title and was preparing to play in the state quarterfinals • Had 18 points, 11 rebounds and eight assists in the Archdiocese championship game win over top-seeded St. Raymond's • Named The (Westchester) Journal News' Player of the Decade for the 2010s • Was named the CHSAA's MVP in 2020 after being named first-team all-league as a sophomore and junior • As a senior, averaged 26.5 points, 8.0 rebounds, 5.3 assists and 2.1 steals while making 34 percent of his three-point attempts • Teamed with Duke signee A.J. Griffin at Archbishop Stepinac • Led Stepinac to Archdiocese, city and state (2017 and 2018) titles and won the Torrey Pines Classic • Averaged 25.4 points as a junior.


Personal: Born RJ Davis on Oct. 21, 2001, in White Plains, N.Y. • Son of Robert and Venessa Davis • His dad scored 2,118 points (without a three-point shot) from 1982-86 at Mercy College and still holds the Manhattan school's career scoring record • Member of the National Honor Society • Wears No. 4 because his birthday (10/21) adds up to 4 (1-0-2-1) • Wore that number as a high school sophomore when Stepinac won city and state titles • Also played football and soccer.

Year	GP-GS	Min.	Ave.	DAVIS'S STATS										Pts	Ave.				
				FGM-A	Pct.	3FGM-A	Pct.	FTM-A	Pct.	Off	Def	Reb	Ave.			A	TO	B	S
2020-21	29-10	644	22.2	79-226	.350	32-99	.323	55-67	.821	12	54	66	2.3	56	54	2	19	245	8.4
2021-22	16-16	506	31.6	74-155	.477	29-66	.439	38-47	.809	3	57	60	3.8	60	31	1	15	215	13.4
Totals	45-26	1151	25.6	153-381	.402	61-165	.370	93-114	.816	15	111	126	2.8	116	85	3	34	460	10.2



5 – ARMANDO BACOT

6-10, 240, Junior, Forward/Center, Richmond, Va.



Career: Scored 943 points and grabbed 670 rebounds in three seasons • Averaging 12.0 points and 8.7 rebounds in 77 games (started all but 2021 Senior Night) • Is 17th in UNC history in field goal percentage (.571) • Scored in double figures 49 times with a career-high 29 in each of his last two games • Has 30 double-doubles and 36 games with 10 or more rebounds • Is 10th in UNC history in double-double percentage (has one in 39.0% of his games) • Career-high 22 rebounds vs. Virginia on 1/8/22 • Sixth in offensive rebounds per game by a Tar Heel since first regularly recorded in 1986-87 • First Tar Heel to average 8.0 rebounds through his sophomore season since

Sean May from 2003-05.

2021-22: Tri-captain • Mid-season watch list for the Lute Olson Award • Preseason candidate for the Kareem Abdul-Jabbar Award as the nation's top post player • Preseason watch lists for numerous National Player-of-the-Year awards • First-team preseason All-ACC selection by the ACC media, Athlon and Lindy's • Named Best Rebounder in the ACC by Lindy's.

Named ACC Player of the Week in each of the last two weeks • Is the first Tar Heel to win multiple ACC Player-of-the-Week honors in the same season since Luke Maye in 2018-19 and the first Tar Heel to win in consecutive weeks since Joel Berry II in January 2017 • Averaging 21.3 points and 13.4 rebounds and shooting 65.6% from the floor over the last seven games, numbers no Tar Heel ever previously recorded over a seven-game stretch • First Tar Heel to score 29 or more points in consecutive games since Tyler Hansbrough in 2008 • First Tar Heel with at least 29 points and 12 rebounds in consecutive games since Charlie Scott in 1970 • Joined Scott, Billy Cunningham and Lennie Rosenbluth as the only Tar Heels with at least 29 and 12 in consecutive games • Has seven straight doubles, most since John Henson had nine in 2010-11 and the eighth-longest streak ever by a Tar Heel.

Tied his career scoring high (29) and had a game-high 12 rebounds in home win over Georgia Tech • Scored 20 second-half points • Was 9 for 9 from the free throw line, his best career game without a miss from the stripe • ACC Player of the Week for Jan. 3-9 after averaging 25.0 points and 19.5 rebounds vs. Notre Dame and Virginia • Is second in the country in double-doubles, fifth in rebounding and eighth in field goal percentage • Leads the ACC in field goal percentage (.640) and rebounding (11.3) and is seventh in scoring (17.4) and blocks (23) • Leads UNC in scoring, FG%, rebounding, blocks and plus/minus at +198 • Made 112 of 175 shots from the floor • Shot 50 percent or better in 14 of 16 games and 60 percent or better 11 times • On pace for the highest FG percentage in a season by a Tar Heel since Brandon Wright shot 64.6% in 2006-07 • Has 12 double-doubles, including each of the last seven and nine of the last 10 games.

Career highs in points (29), field goals (12), rebounds (22) and offensive rebounds (9) against Virginia • Second Tar Heel with 20-plus rebounds in the Smith Center • The 22 rebounds are the second most by any player in a collegiate game in the Smith Center • First Tar Heel with 20 points and 20 rebounds since Brice Johnson had 39 and 23 at Florida State on 1/4/2016 • First player to have 20/20 against Virginia since Wake Forest's Tim Duncan had 21 and 23 in 1997 • The 22 rebounds were the most by an ACC player since 2016 • First Tar Heel with 15 plus rebounds in back-to-back games since Luke Maye in 2019 • Nine offensive rebounds were the most by a Tar Heel since Kennedy Meeks had 10 at Clemson in 2017,

2021-22	FG	3FG	FT	REB	PF	PTS	A	TO	B	S	MP
Loyola Maryland•	3-5	0-0	2-3	1-5-6	3	8	0	1	2	1	17
Brown•	10-11	0-0	2-5	6-4-10	2	22	1	0	2	1	27
at Charleston•	10-12	0-0	4-9	2-10-12	4	24	3	3	6	0	24
vs. Purdue•	1-6	0-1	0-0	1-4-5	5	2	1	1	0	0	17
vs. Tennessee•	6-9	0-0	4-6	4-8-12	2	16	1	2	0	0	29
UNC Asheville•	8-14	0-0	6-7	3-4-7	1	22	0	2	1	0	29
Michigan•	5-10	0-0	1-1	3-11-14	2	11	3	1	2	1	32
at Georgia Tech•	7-11	0-0	1-2	3-10-13	3	15	4	5	1	2	38
Elon•	3-7	0-0	3-8	2-5-7	2	9	1	0	2	4	24
Furman•	7-12	0-1	0-0	4-8-12	2	14	2	1	1	0	28
vs. Kentucky•	8-13	0-0	6-9	2-8-10	4	22	2	2	1	0	31
App State•	7-9	0-0	2-4	3-7-10	3	16	4	2	2	2	30
at Boston College•	6-9	1-1	5-5	3-8-11	3	18	2	1	1	3	29
at Notre Dame•	9-13	0-0	3-4	2-15-17	3	21	0	4	1	0	37
Virginia•	12-18	0-0	5-7	9-13-22	2	29	2	1	1	0	38
Georgia Tech•	10-16	0-2	9-9	3-9-12	2	29	0	3	0	1	29
at Miami											
at Wake Forest											
Virginia Tech											
Boston College											
NC State											
at Louisville											
Duke											
at Clemson											
Florida State											
Pittsburgh											
at Virginia Tech											
Louisville											
at NC State											
Syracuse											
Duke											

Set a then-career-high 17 boards and game-high 21 points at Notre Dame (had a double-double with 16/11 in the first half) • Made his first career three-pointer and finished with 18 points, 11 rebounds and three steals at Boston College • Scored 17 of his team-high 22 points vs. Kentucky in the first half, when he accounted for 17 of the team's 29 points • Career-high four steals vs. Elon • Made 7 of 11 FGA, scored 15 points, game-high 13 rebounds and four assists in win at Georgia Tech • Led UNC in Atlanta with a +26 • Game-high 14 rebounds vs. Michigan • Helped limit Hunter Dickinson to four points on 2 of 5 FG and no offensive rebounds • Went 10 for 11 from the floor and had 22 points and 10 rebounds against Brown and made 10 of 12 field goal attempts and finished with a then-career-best 24 points and 12 boards with six blocks at Charleston • Became the first Tar Heel ever to post consecutive 20 and 10 games in which he shot at least 80 percent from the floor in both contests • First Tar Heel to make 10 field goals in back-to-back games since Cameron Johnson made 10 at Wake Forest and 11 at Duke in 2019.

MOST OFFENSIVE REBOUNDS PER GAME — CAREER (since 1986-87)

3.61	Antawn Jamison, 1995-98
3.47	Sean May, 2002-05
3.39	Tyler Hansbrough, 2005-09
3.34	Day'Ron Sharpe, 2020-21
3.06	George Lynch, 1989-93 (missing offensive rebounds in one game)
2.99	Armando Bacot (230 in 77 games)

Year	GP-GS	Min.	Ave.	BACOT'S STATS										Pts	Ave.				
				FGM-A	Pct.	3FGM-A	Pct.	FTM-A	Pct.	Off	Def	Reb	Ave.			A	TO	B	S
2019-20	32-32	780	24.4	114-243	.469	0-0	-	80-124	.645	87	176	263	8.2	39	55	36	16	308	9.6
2020-21	29-28	660	22.8	137-218	.628	0-1	.000	83-125	.664	92	135	227	7.8	23	41	26	19	357	12.3
2021-22	16-16	470	29.4	112-175	.640	1-5	.200	53-79	.671	51	129	180	11.3	26	29	23	15	278	17.4
Totals	77-76	1910	24.8	363-636	.571	1-6	.167	216-328	.659	230	440	670	8.7	88	125	85	50	943	12.2

2020-21: Recipient of the Dean Smith Most Valuable Player and Danny Green Most Improved Player team awards • Third-team All-ACC • First-team All-ACC Tournament after averaging 16.3 points, 10.7 rebounds, 2.7 blocks and 1.3 steals and shooting 65.5 percent from the floor in the three games • Grabbed 18 of his 32 rebounds in the ACC Tourney on the offensive boards • Led the team in scoring (12.3), field goal percentage (.628), rebounding (7.8) and blocks (26) • First Tar Heel to lead in those four categories since Brice Johnson in 2015-16 • Unofficially led ACC in field goal percentage (was eight made field goals shy of qualifying) • Improved his field goal percentage 15.9 percent, the largest single-season increase in UNC history (broke Sean May's record of 10.4 percent increase from 2004 to 2005) • Was third in the ACC in offensive rebounding and sixth in rebounding • Had the eighth-highest single-season field goal percentage in UNC history • Led UNC in scoring a team-high 10 times • Led the team in scoring (13.8 ppg) and field goal percentage (.655) in the 18 wins • Scored in double figures a team-high 20 times with a high of 21 at Pittsburgh on 1/26 • UNC went 14-6 in those games • Scored 18, 18, 20, 17, 12 and 15 points (16.7 ppg), made 38 of 58 field goals (.655) and grabbed 31 offensive rebounds in the last six games • Made at least 50 percent of his shots from the floor 23 times • Seven double-doubles and double-figure rebounds in 10 games • Averaged 3.2 offensive rebounds • Five or more offensive boards eight times with a high of eight twice • His 5.58 offensive rebounds per 40 minutes were the most in a season on record by any Tar Heel • Led UNC in plus/minus at plus 121 and second in most games with a positive plus/minus (18) • UNC was 11-5 when he made five or more field goals.

2019-20: Averaged 9.6 points and 8.2 rebounds in 32 games (all starts) • Had the most rebounds by a Tar Heel freshman since Antawn Jamison in 1995-96 • Had 11 double-doubles, second most by a Tar Heel freshman and the most since Jamison's 13 • Led the team in blocks (36), was second in FG percentage (.469) and rebounding and fourth in scoring • Scored in double figures 16 times with a high of 23 vs. Oregon • Scored 20 or more three times (23 vs. Oregon, 22 vs. Elon and 21 vs. Clemson) • Grabbed 10 or more rebounds 14 times with highs of 16 at home vs. Virginia and 15 vs. Alabama • Became the third freshman in Carolina history to have three straight double-doubles in points and rebounds, joining Mike O'Koren in 1976-77 and Jamison in 1995-96 (Bacot accomplished that two different times).

Personal: Born Armando Linwood Bacot on March 6, 2000, in Richmond, Va. • Son of Christie Lomax and Armando Bacot Sr. • Has a younger brother, King, two older sisters A'mari and Azhane, and a younger sister, Joi'L • Azhane plays basketball for Virginia State University • Majoring in exercise and sports science with a minor in business administration.

2020-21	FG	3FG	FT	REB	PF	PTS	A	TO	B	S	MP
Coll. of Charleston•	4-5	0-0	3-4	3-5-8	0	11	0	1	3	0	22
vs. UNLV•	4-4	0-0	4-4	2-3-5	3	12	1	3	0	0	20
vs. Stanford•	4-5	0-0	2-3	2-4-6	2	10	0	4	0	0	20
vs. Texas•	3-5	0-0	4-7	6-6-12	1	10	0	1	1	0	25
at Iowa•	2-4	0-0	0-0	3-8-11	5	4	0	2	1	0	22
NC Central•	6-7	0-0	7-10	5-6-11	2	19	0	1	1	1	27
vs. Kentucky•	5-8	0-0	4-6	5-3-8	2	14	1	0	2	0	28
at NC State•	7-9	0-0	2-4	3-3-6	1	16	0	3	1	0	24
at Georgia Tech•	5-8	0-0	4-6	0-5-5	3	14	0	3	0	2	23
Notre Dame•	1-7	0-0	2-4	5-5-10	2	4	1	1	0	1	17
at Miami•	1-3	0-0	5-5	0-2-2	3	7	0	1	0	0	21
Syracuse•	7-13	0-0	1-3	7-5-12	2	15	2	0	0	1	27
at Florida State•	3-6	0-0	3-5	3-2-5	1	9	1	0	0	0	17
Wake Forest•	8-10	0-0	2-4	0-6-6	4	18	3	2	0	2	22
NC State•	8-12	0-0	1-4	2-6-8	1	17	1	0	1	2	28
at Pittsburgh•	8-10	0-1	5-6	4-6-10	1	21	2	2	3	0	31
at Clemson•	0-1	0-0	1-2	0-3-3	4	1	0	2	0	1	19
at Duke•	6-12	0-0	4-7	2-4-6	2	16	1	1	1	2	25
at Virginia•	3-7	0-0	1-3	2-8-10	3	7	2	0	1	0	25
Northeastern•	4-9	0-0	1-2	1-7-8	1	9	0	3	0	0	20
Louisville•	7-8	0-0	0-0	2-7-9	3	14	1	0	0	1	18
Marquette•	1-4	0-0	1-2	2-3-5	3	3	2	0	0	0	13
Florida State•	2-3	0-0	2-2	2-2-4	3	6	0	3	1	0	15
at Syracuse•	7-10	0-0	4-5	8-7-15	3	18	1	3	1	0	25
Duke	6-10	0-0	6-7	3-3-6	2	18	0	3	1	0	26
vs. Notre Dame (ACC)•	7-10	0-0	6-7	8-5-13	1	20	1	1	2	1	24
vs. Virginia Tech•	7-9	0-0	3-7	6-7-13	4	17	1	0	4	1	25
vs. Florida State•	5-10	0-0	2-3	4-2-6	2	12	1	0	2	2	26
vs. Wisconsin (NCAA)•	6-9	0-0	3-3	2-2-4	1	15	1	2	0	2	24
2019-20	FG	3FG	FT	REB	PF	PTS	A	TO	B	S	MP
Notre Dame*	3-7	0-0	1-6	2-6-8	2	7	1	2	1	0	22
at UNCW*	0-1	0-0	0-0	0-1-1	2	0	0	1	0	0	3
Gardner-Webb*	6-9	0-0	0-0	4-7-11	1	12	0	3	1	0	23
Elon*	9-14	0-0	4-7	4-10-14	2	22	2	1	3	2	26
vs. Alabama*	5-7	0-0	2-4	6-9-15	3	12	1	2	1	0	26
vs. Michigan*	3-10	0-0	0-0	1-5-6	1	6	0	3	1	0	21
vs. Oregon*	7-9	0-0	9-10	7-5-12	4	23	0	0	6	0	30
Ohio State*	1-2	0-0	0-0	3-1-4	1	2	0	0	1	1	7
at Virginia*	5-8	0-0	1-6	0-2-2	3	11	0	0	2	1	25
Wofford*	2-14	0-0	4-5	8-5-13	0	8	1	2	3	0	29
at Gonzaga*	1-6	0-0	0-0	1-2-3	4	2	0	1	0	0	14
vs. UCLA*	5-7	0-0	5-10	4-8-12	2	15	1	2	1	1	32
Yale*	0-5	0-0	2-2	2-4-6	4	2	0	0	0	0	17
Georgia Tech*	1-6	0-0	2-3	1-2-3	3	4	2	2	0	1	16
Pittsburgh*	6-11	0-0	3-4	2-7-9	1	15	4	4	1	0	31
Clemson*	7-10	0-0	7-10	2-3-5	2	21	1	1	2	1	37
at Pittsburgh*	5-12	0-0	2-3	4-7-11	5	12	2	3	1	3	28
at Virginia Tech*	3-7	0-0	3-3	1-3-4	5	9	4	1	0	0	29
Miami*	8-11	0-0	3-3	2-10-12	2	19	7	1	2	0	32
at NC State*	2-10	0-0	7-11	5-6-11	3	11	3	4	1	2	27
Boston College*	2-5	0-0	7-8	3-7-10	4	11	1	2	1	1	31
at Florida State*	2-3	0-0	2-2	1-5-6	3	6	0	3	0	1	26
Duke*	4-10	0-0	4-9	2-5-7	5	12	3	1	3	0	29
at Wake Forest*	5-10	0-0	0-0	2-5-7	3	10	0	0	0	0	26
Virginia*	3-6	0-0	2-2	2-14-16	1	8	0	5	1	1	35
at Notre Dame*	1-6	0-0	0-0	2-8-10	4	2	2	3	1	0	24
at Louisville*	3-7	0-0	1-2	2-7-9	2	7	1	2	2	1	33
NC State*	1-5	0-0	1-2	0-3-3	2	3	0	3	1	0	13
at Syracuse*	1-2	0-0	1-2	1-3-4	0	3	0	0	0	0	9
Wake Forest				DNP - right ankle							
at Duke*	5-7	0-0	3-6	6-6-12	4	13	0	2	0	0	23
vs. VA Tech* (ACC)	5-9	0-0	2-2	4-7-11	1	12	0	1	0	0	29
vs. Syracuse	3-7	0-0	2-2	3-3-6	2	8	3	0	0	0	25



11 – D’MARCO DUNN

6-4, 185, Freshman, Guard, Tucson, Ariz.



Played in 11 games • Scored a season-high six points and grabbed three rebounds in 11 minutes at Boston College • Had four points in nine minutes in Las Vegas vs. Kentucky • Scored his first collegiate points on a three-pointer against UNC Asheville on 11/23.

Prep: Moved in 2019 from Arizona to Fayetteville, N.C., where he played at Westover High School for Coach George Stackhouse • Averaged 21.3 points and 7.7 rebounds in leading Westover to a 41-3 record in his two seasons • Averaged 23.4 points, 8.6 rebounds, 2.6 assists and 2.7 steals in 14 games as a senior • Led Westover to an

11-3 record, shooting 53.3 percent from the floor and 35.4 percent from three • Scored 25 or more points in seven games last season, including 37 vs. South View, 32 vs. Southern Lee and 30 vs. Terry Sanford • In the last five games, he averaged 26.6 points • Averaged 20.4 points, 7.2 rebounds, 2.0 assists and 2.7 steals and shot 45 percent from three-point range as a junior • Led Westover to a 30-0 record and 2020 conference title • Westover was named co-state champions by the North Carolina High School Athletic Association after the post-season tournament was canceled due to the pandemic • All-state selection in 2020 and was named PAC 9 Conference, Cumberland County and District Player of the Year • Previously attended Marana High School in Tucson for two years before moving to Fayetteville prior to his junior year.

Personal: Born D’Marco Morcell Dunn on February 28, 2003, in Sierra Vista, Ariz. • Son of Greg Dunn and Veronica Johnson, both members of the U.S. armed services • His dad played football at Angelo State • An uncle, Eric, played football at Michigan State • His sister, Kaylyn, has published three books • Honor roll student • Member of the Black Student Union and a mentor in the student leadership program.

2021-22	FG	3FG	FT	REB	PF	PTS	A	TO	B	S	MP
Loyola Maryland	0-0	0-0	0-0	0-0-0	0	0	0	1	0	0	2
Brown				DNP							
at Charleston				DNP							
vs. Purdue				DNP							
vs. Tennessee				DNP							
UNC Asheville	1-1	1-1	0-0	0-0-0	1	3	0	0	0	0	2
Michigan	0-0	0-0	0-0	0-0-0	0	0	0	0	0	0	2
at Georgia Tech				DNP							
Elon	0-0	0-0	0-0	0-0-0	1	0	1	0	0	0	5
Furman	0-1	0-0	0-0	0-0-0	0	0	0	0	0	0	1
vs. Kentucky	2-4	0-1	0-0	0-0-0	0	4	0	0	0	1	9
App State	0-3	0-2	0-1	0-1-1	0	0	0	1	0	0	7
at Boston College	2-4	1-1	1-2	1-2-3	1	6	1	0	0	0	11
at Notre Dame	0-2	0-2	0-0	0-0-0	0	0	1	0	0	0	8
Virginia	0-0	0-0	0-0	0-0-0	0	0	0	0	0	0	2
Georgia Tech	1-1	0-0	0-0	0-0-0	1	2	0	0	0	0	4
at Miami											
at Wake Forest											
Virginia Tech											
Boston College											
NC State											
at Louisville											
Duke											
at Clemson											
Florida State											
Pittsburgh											
at Virginia Tech											
Louisville											
at NC State											
Syracuse											
Duke											

Year	GP-GS	Min.	Ave.	DUNN'S STATS										Pts	Ave.				
				FGM-A	Pct.	3FGM-A	Pct.	FTM-A	Pct.	Off	Def	Reb	Ave.			A	TO	B	S
2021-22	11-0	53	4.8	6-16	.375	2-7	.286	1-3	.333	1	3	4	0.4	3	2	0	1	15	1.4



13 – DAWSON GARCIA

6-11, 235, Sophomore, Forward, Prior Lake, Minn.



2021-22: Averaging 9.6 points and 5.9 rebounds
 • Second on the team in rebounding • Converting 44% from three on 11 of 25 attempts • Scored in double figures five times and has 94 of his 134 points in those five games • Had back-to-back 20-point performances (22 vs. Elon and 20 vs. Furman) • Suffered a concussion less than two minutes into the game at Boston College and did not return to that game and did not play against Notre Dame and Virginia • Returned to the lineup against Georgia Tech on Jan. 15 and had a season-high 11 rebounds • Scored first nine points for UNC vs. Furman • Season-best five offensive rebounds and tied for team scoring honors vs.

Elon with 22 points • Season-best 8 for 10 free throws vs. the Phoenix • Was his second 20-point game as a Tar Heel and eighth of his career • Had 14 points in the win over Michigan • Career-high 10 field goals in 13 attempts (career-best FG% of .769) and scored a season-high 26 vs. Purdue • Matched his career high with three 3FGs vs. the Boilermakers • Went 7 for 7 for 15 points in the first half • Three from the wing gave UNC its only lead at 65-64 • Scored 12 points and had a game-high nine rebounds in his Tar Heel debut vs. Loyola.

Preseason candidate for the Wooden Award as the National Player of the Year and the Karl Malone Award as the nation's top power forward • Second-team preseason All-ACC selection by Athlon and Lindy's.

Transferred to Carolina after playing one season at Marquette, where he earned Big East Conference All-Freshman team honors and was a three-time Big East Freshman of the Week • UNC sophomore guard Kerwin Walton and Garcia were AAU teammates on D1 Minnesota.

2020-21: Averaged 13.0 points and 6.6 rebounds for the Golden Eagles • Scored in double figures 17 times, including a season-high 28 at Villanova and 24 in Marquette's 83-70 win over the Tar Heels in the Smith Center on February 24 • Those were two of six games in which he scored 20 or more points • Led all Big East freshmen in scoring and rebounding and was second in field goal percentage • Overall, was 13th in the league in scoring and 11th in rebounding and field goal percentage • Three double-doubles (14 points/10 rebounds vs. Creighton, 20/11 vs. Connecticut and 24/11 at UNC) and grabbed 10 or more rebounds five times • Shot 48.0 percent from the floor and 78.3 percent from the free throw line • Also made 26 three-pointers and shot 35.6 percent from beyond the arc • Scored 19 points in his collegiate debut against Arkansas-Pine Bluff • Made 8 of 11 shots from the floor and scored 20 points at Creighton • Season-high 13 rebounds at Georgetown • Made 9 of 15 from the floor and 9 of 10 free throws in his season-high 28 at Villanova • Was 9 for 13 from the floor and 5 for 5 from the line in scoring a game-high 24 points in 37 minutes against the Tar Heels • Team-high 18 points and eight rebounds at UConn • Played for head coach Steve Wojciechowski.

Prep: Scored 2,092 points in four seasons at Prior Lake High School • A 2020 McDonald's All-America • Averaged 31.9 points and 9.7 rebounds, was a finalist for Minnesota's Mr. Basketball Award and earned first-team all-state, all-conference and all-metro honors as a senior • Averaged 27.5 points and 11.0 rebounds as a junior, leading Prior Lake to the Class 4A, Section 2 championship game • Lakers won a program-best 25 games and appeared in their first-ever sectional final as a Class 4A program • Won a gold medal playing for Team USA and won Most Valuable Player honors in the 2019 U-18 3x3 World Cup in Mongolia • Also was the MVP of the

2021-22	FG	3FG	FT	REB	PF	PTS	A	TO	B	S	MP
Loyola Maryland	3-6	1-2	5-7	0-9-9	2	12	2	3	0	2	29
Brown•	3-7	0-2	1-2	2-4-6	2	7	0	0	0	1	20
at Charleston•	1-5	0-2	5-6	1-7-8	0	7	1	1	0	0	19
vs. Purdue•	10-13	3-5	3-3	4-4-8	5	26	1	4	1	1	33
vs. Tennessee•	2-7	0-1	0-1	1-2-3	2	4	0	3	0	0	18
UNC Asheville•	3-9	2-2	0-0	1-4-5	1	8	1	1	0	0	22
Michigan•	6-12	2-2	0-0	2-2-4	1	14	0	1	0	0	23
at Georgia Tech•	0-1	0-0	2-2	1-0-1	2	2	1	1	0	0	13
Elon•	6-12	2-4	8-10	5-2-7	3	22	1	3	0	1	32
Furman•	7-12	1-3	5-6	4-6-10	3	20	3	1	1	0	32
vs. Kentucky•	2-6	0-1	2-3	2-3-5	3	6	0	1	0	0	22
App State•	0-5	0-0	2-2	3-0-3	2	2	0	0	1	0	11
at Boston College•	0-3	0-0	0-0	2-0-2	0	0	0	0	0	0	2
at Notre Dame											DNP - concussion
Virginia											DNP - concussion
Georgia Tech	0-4	0-1	4-4	2-9-11	3	4	0	0	0	0	20
at Miami											
at Wake Forest											
Boston College											
Virginia Tech											
NC State											
at Louisville											
Duke											
at Clemson											
Florida State											
Pittsburgh											
at Virginia Tech											
Louisville											
at NC State											
Syracuse											
Duke											

2019 U-18 3x3 U.S. Championship.

Personal: Born September 20, 2001, in Burnsville, Minn. • Son of Stacey and David Garcia • Has one sister, Madi • Majoring in communication studies.

GARCIA'S STATS AT MARQUETTE																			
Year	GP-GS	Min.	Ave.	FGM-A	Pct.	3FGM-A	Pct.	FTM-A	Pct.	Off	Def	Reb	Ave.	A	TO	B	S	Pts	Ave.
2020-21	27-27	803	29.7	121-252	.480	26-73	.356	83-106	.783	58	121	179	6.6	21	43	13	7	351	13.0
GARCIA'S STATS AT UNC																			
Year	GP-GS	Min.	Ave.	FGM-A	Pct.	3FGM-A	Pct.	FTM-A	Pct.	Off	Def	Reb	Ave.	A	TO	B	S	Pts	Ave.
2021-22	14-12	295	21.1	43-102	.422	11-25	.440	37-46	.804	30	52	82	5.9	10	19	3	5	134	9.6
Totals	41-39	1100	26.8	164-354	.463	37-98	.378	120-152	.789	88	173	261	6.4	31	62	16	12	485	11.8



14 – DONOVAN “PUFF” JOHNSON

6-8, 205, Sophomore, Guard, Moon Township, Pa.



2021-22: Missed the first 15 games due to a hip flexor and sprained right ankle • Played four minutes in his first action against Georgia Tech on 1/15.

2020-21: Played in 14 games • Not in uniform for the last 15 games after spraining a toe on his right foot in practice on 1/22 • Had a block, steal and offensive rebound basket in the one-point win over Notre Dame • Big bucket gave UNC a five-point lead in the second half in the win over Kentucky • Made his first collegiate three-point attempt in the win over Charleston.

2021-22	FG	3FG	FT	REB	PF	PTS	A	TO	B	S	MP
first 15 games				DNP							
Georgia Tech	0-0	0-0	0-0	0-0-0	0	0	0	0	0	0	4
at Miami											
at Wake Forest											
Boston College											
Virginia Tech											
NC State											
at Louisville											
Duke											
at Clemson											
Florida State											
Pittsburgh											
at Virginia Tech											
Louisville											
at NC State											
Syracuse											
Duke											

Prep: A native of Moon Township, Pa., where he played for Coach Adam Kaufman at Moon Area High School • Graduated in 2020 from Hillcrest Prep in Phoenix, where he was coached by former NBA guard Mike Bibby • Totaled 1,960 points in his prep career • Teams went 103-19 • Averaged 14.4 points, 8.2 rebounds and 2.6 assists and shot 44.6 percent from three-point range (29 of 65) in 14 games at Hillcrest • Earned MVP honors in Hillcrest's bracket at the John Wall Invitational in Raleigh • Finalist at State Farm's national three-point contest • Played his first three prep seasons at Moon Area High School in Pennsylvania • As a junior at Moon Area, he averaged 22.1 points, 9.4 rebounds, 1.6 steals and 1.2 blocks per game while hitting 46 percent of his three-point attempts • Scored 17 points in the 2019 PIAA Class 5A championship game win over Archbishop Wood • PIAA Class 5A, Pittsburgh Tribune, Beaver County Times and Sectional Player of the Year in 2019 • First-team all-state as a junior, second-team as a sophomore • Three-time all-section honoree • Made 11 consecutive three-point attempts as a freshman starter.

Personal: Born Donovan Christopher Johnson on Oct. 11, 2000, in Pittsburgh, Pa. • Son of Gilbert and Amy Johnson • The younger brother of former Tar Heel Cameron Johnson, who earned 2019 first-team All-ACC honors and plays for the Phoenix Suns • Chose No. 14 because it's one number higher than what Cameron wore at Carolina • Also played baseball and football (wide receiver and running back as a youth) • Enjoys improving his tennis and ping-pong skills while playing against Cameron • Has sung in a concert choir • His mother gave each of her children nicknames and his was Puff because he liked the cereal Cocoa Puffs.

Year	GP-GS	Min.	Ave.	FGM-A		3FGM-A		FTM-A		Off	Def	Reb	Ave.	A	TO	B	S	Pts	Ave.
				Pct.	Pct.	Pct.	Pct.												
2020-21	14-0	59	4.2	6-14	.429	1-9	.111	2-2	1.000	1	6	7	0.5	1	2	1	1	15	1.1
2021-22	1-0	4	4.0	0-0	-	0-0	-	0-0	-	0	0	0	0.0	0	0	0	0	0	0.0
Totals	15-0	63	4.2	6-14	.429	1-9	.111	2-2	1.000	1	6	7	0.3	1	2	1	1	15	1.0



22 – JUSTIN MCKOY

6-8, 220, Junior, Forward, Raleigh, N.C.



In his first season as a Tar Heel after playing two seasons at the University of Virginia • Played in 33 games from 2019-21 as a Cavalier • Tied his career high with three assists in Carolina's win on 11/23 vs. UNC Asheville • Unavailable at BC and Notre Dame due to Covid protocols • Returned to the lineup against Virginia and made a three-pointer against his former team • Season-high four rebounds in 18 minutes (his longest stint of the season) on 1/15 against Georgia Tech.

2020-21: Played in 19 games with four starts at Virginia • Scored 67 points and totaled 62 rebounds, 10 assists and four steals • Scored a career-high 11 points and had six rebounds against San Francisco • Had eight points and six rebounds against Miami and six rebounds in the ACC Tournament against Syracuse • Seven games with five or more points • Played 10 or minutes in 10 games, including each of his last four games • Averaged 17.0 minutes and was 9 for 16 from the floor with 5.3 rebounds per game over his last four games against NC State, Miami, Louisville and Syracuse • Shot 48.3 percent from the floor and 80 percent from the free throw line • Earned Academic All-ACC honors.

2019-20: Played in 14 games at UVa, averaging 1.1 points and 1.0 rebounds • Scored six points at Purdue and four against both JMU and in a home win over North Carolina • Was 4 for 6 from the free throw line and pulled down a season-high five rebounds against the Tar Heels on Dec. 8, 2019 • Played 17 minutes at home against Carolina, his longest outing of the season • Made all three of his field goal attempts in the ACC-Big Ten Challenge game at Purdue • Made the ACC Academic Honor Roll.

Prep: Was graduated from Panther Creek High School in Cary, N.C., in 2019 • Set the all-time scoring record at Panther Creek with 2,054 points • Averaged 24.7 points and 10.6 rebounds, was the North Carolina Basketball Coaches Association's District 5 Player of the Year and earned second-team all-state honors as a senior • Earned all-conference and all-district honors in each of his four seasons.

Personal: Born Justin Timothy McKoy on Jan. 7, 2001 • Son of Elizabeth McKoy and the late Alfonza McKoy • Has a sister, Jasmine, and brother, Jalen • Majoring in organizational leadership and development.

2021-22	FG	3FG	FT	REB	PF	PTS	A	TO	B	S	MP
Loyola Maryland	0-1	0-0	1-2	1-0-1	2	1	1	0	0	0	10
Brown	0-0	0-0	0-0	1-0-1	0	0	0	1	0	0	6
at Charleston	0-1	0-1	0-0	0-2-2	1	1	0	1	0	0	9
vs. Purdue	1-2	1-1	0-0	0-2-2	1	3	1	1	1	0	8
vs. Tennessee	DNP										
UNC Asheville	0-1	0-0	0-0	1-0-1	1	0	3	1	0	0	7
Michigan	0-0	0-0	0-0	0-1-1	0	0	0	1	0	0	7
at Georgia Tech	0-0	0-0	0-0	0-0-0	0	0	0	0	0	0	0+
Elon	0-1	0-0	2-2	0-1-1	0	2	0	0	0	0	5
Furman	0-0	0-0	0-0	0-0-0	1	0	0	0	0	0	1
vs. Kentucky	0-0	0-0	2-2	0-2-2	1	2	1	0	1	1	7
App State	1-3	0-0	0-0	2-1-3	0	2	0	0	0	0	7
at Boston College	DNP - Covid protocols										
at Notre Dame	DNP - Covid protocols										
Virginia	1-2	1-1	0-2	0-0-0	3	3	0	1	0	0	8
Georgia Tech	1-2	0-1	1-1	1-3-4	2	3	1	1	1	0	18
at Miami											
at Wake Forest											
Virginia Tech											
Boston College											
NC State											
at Louisville											
Duke											
at Clemson											
Florida State											
Pittsburgh											
at Virginia Tech											
Louisville											
at NC State											
Syracuse											
Duke											

MCKOY'S STATS AT VIRGINIA																			
Year	GP-GS	Min.	Ave.	FGM-A	Pct.	3FGM-A	Pct.	FTM-A	Pct.	Off	Def	Reb	Ave.	A	TO	B	S	Pts	Ave.
2019-20	14-0	104	7.4	5-13	.385	0-0	–	4-6	.667	5	10	15	1.1	1	3	1	1	14	1.0
2020-21	19-4	213	11.2	28-58	.483	3-9	.333	8-10	.800	17	45	62	3.3	10	10	0	4	67	3.5
Totals	33-4	316	9.6	33-71	.465	3-9	.333	12-16	.750	22	55	77	2.3	11	13	1	5	81	2.5

MCKOY'S STATS AT UNC																			
Year	GP-GS	Min.	Ave.	FGM-A	Pct.	3FGM-A	Pct.	FTM-A	Pct.	Off	Def	Reb	Ave.	A	TO	B	S	Pts	Ave.
2021-22	13-0	93	7.2	4-13	.308	2-4	.500	6-9	.667	6	12	18	1.4	7	7	3	1	16	1.2
Totals	46-4	407	8.8	37-84	.440	5-13	.385	18-25	.720	28	67	95	2.1	18	20	4	6	97	2.1



24 – KERWIN WALTON

6-5, 210, Sophomore, Guard, Hopkins, Minn.



Made multiple threes in 20 of 43 games as a Tar Heel (three or more 14 times, four or more six times and a career-high five vs. Louisville last season) • Made 40.1 percent from beyond the arc in his career.

2021-22: Played 17 minutes against Georgia Tech on 1/15 after missing two games for Covid protocols • Averaging 3.8 points in 17.3 minutes per game • Hit two three-pointers for six points vs. App State • Those were his first field goals since UNC Asheville (11/23) and first 3FGs since Purdue (11/20) • Fourth on the team in three-pointers (12) • Went 3 for 3 from three-point range

in the second half in the win at Charleston, including one with 6:00 to play for a 75-71 lead • Hit three 3FGs and scored 11 points in opener vs. Loyola.

2020-21: Recipient of the Marvin Williams Carolina Way Award, which is presented to the Tar Heel who best exemplifies playing hard, being unselfish and thinking of the team first • Academic All-ACC team honoree • Led the team in three-pointers (58) and three-point percentage (.420) • Set UNC freshman record for the highest three-point percentage with at least 50 made threes (previous was .414 by Rashad McCants in 2002-03) • Made 20 starts (every game since 12/30 except Senior Night) • ACC Freshman of the Week for his play against Northeastern and Louisville • Ninth in the ACC in threes made per game • Was second in the ACC in threes made per conference game (2.56) behind Virginia's Sam Hauser and Syracuse's Buddy Boeheim • Made three or more 3FGs 12 times, including a season-high five against Louisville and four against Notre Dame, Florida State and Duke (twice) • UNC went 8-4 when he made three or more 3FGs • Fifty-eight of his 79 field goals were three-pointers • Scored in double figures 11 times with a high of 19 vs. Louisville • UNC was 9-2 when he scored in double figures • Averaged 8.2 points for the season, including 10.0 ppg in the last 23 games • Second on the team in assist/turnover ratio with 53 assists and 34 turnovers (1.6) • Made 21 of 25 (.840) from the free throw line • Third on the team in plus/minus at plus 114 and led the team in most games with a positive plus/minus (19).

Prep: Averaged 26 points and 11 rebounds as a senior at Hopkins High School in Minnetonka, Minn., a suburb of Minneapolis. • Played for Coach Ken Novak • Named to the Star Tribune's All-Metro first team as a senior after leading the Royals to a 24-5 record and the 4-A section title • Hopkins was the state champion in 2019.

Personal: Born Kerwin Kamal Walton on Oct. 20, 2001, in Robbinsdale, Minn. • Son of Kerwin Walton and Dolores Perry • Chose No. 24 to honor Kobe Bryant • Excels at badminton and drawing • AAU teammate of current Tar Heel Dawson Garcia.

2021-22	FG	3FG	FT	REB	PF	PTS	A	TO	B	S	MP
Loyola Maryland	4-7	3-6	0-0	0-1-1	2	11	1	1	0	1	27
Brown	2-5	1-3	0-0	0-2-2	1	5	0	0	1	0	16
at Charleston	5-8	4-6	0-0	0-3-3	1	14	1	3	0	1	28
vs. Purdue•	2-9	2-6	0-0	2-0-2	2	6	0	1	1	0	6
vs. Tennessee	0-4	0-4	0-0	0-0-0	1	0	0	1	1	1	24
UNC Asheville	2-3	0-1	0-0	0-2-2	1	4	2	2	0	0	15
Michigan	0-4	0-2	0-0	0-2-2	1	0	1	0	0	0	17
at Georgia Tech	0-0	0-0	0-0	0-0-0	1	0	0	0	0	0	8
Elon	0-1	0-1	0-0	0-2-2	1	0	2	1	0	0	10
Furman	0-0	0-0	0-0	0-0-0	0	0	0	0	0	0	7
vs. Kentucky	0-1	0-1	0-0	0-0-0	0	0	1	1	0	0	8
App State	2-5	2-3	0-0	0-4-4	0	6	0	0	0	0	16
at Boston College	2-7	1-4	0-0	0-2-2	2	5	1	0	0	1	19
at Notre Dame											
Virginia											
Georgia Tech	1-3	0-2	0-0	0-1-1	0	2	2	1	0	0	17
at Miami											
at Wake Forest											
Virginia Tech											
Boston College											
NC State											
at Louisville											
Duke											
at Clemson											
Florida State											
Pittsburgh											
at Virginia Tech											
Louisville											
at NC State											
Syracuse											
Duke											

Year	GP-GS	Min.	Ave.	FGM-A		3FGM-A		FTM-A		Off	Def	Reb	Ave.	A	TO	B	S	Pts	Ave.
				Pct.	Pct.	Pct.	Pct.												
2020-21	29-20	607	20.9	79-178	.444	58-138	.420	21-25	.840	8	42	50	1.7	53	34	5	15	237	8.2
2021-22	14-1	243	17.3	20-57	.351	13-39	.333	0-0	-	2	19	21	1.5	11	11	3	4	53	3.8
Totals	43-21	850	19.8	99-235	.421	71-177	.401	21-25	.840	10	61	71	1.7	64	45	8	19	290	6.7



45 – BRADY MANEK

6-9, 230, Graduate Student, Forward, Harrah, Okla.



Career: 1,663 points, 772 rebounds, 265 threes in 138 games • Graduate student • Four-year starter at forward at the University of Oklahoma, where he was the 14th-leading scorer in Sooner history • Graduated from OU with a degree in business administration/management in December 2020 • Graduated in seven semesters • Made five or more threes 10 times with a career-high eight as a Sooner vs. UTSA.

2021-22: Second on the team in three-pointers (30), third in rebounding (5.7) and fourth in scoring (12.8) • Scored in double figures 10 times, including four of the last five games • Tied for the

team lead in three-point attempts (82) • Made multiple threes seven times with a high of six against Tennessee and five against Virginia • Tar Heels are 6-1 when he makes multiple threes • Has nine assists in the last two games • Started the last three contests.

Made five threes and had a career-high five assists to go with 19 points against Virginia • Was his 10th career game with five or more threes (second as a Tar Heel) • Had made five threes in the previous four games combined • Scored 12 of his 17 points in the first half in the win at Boston College • Had eight points and an assist in an early 16-5 Tar Heel run at BC • First double-double as a Tar Heel (11 pts/11 reb), added three assists and led UNC with a plus 23 against App State • Had 11 first-half points vs. Furman • Scored 13 of his 15 points in the second half as UNC out-scored Georgia Tech, 48-31 to win by 17 • Also tied his career high with four assists in Atlanta • Hit a season-high six threes and scored a season- and game-high 24 points vs. Tennessee • Was his 14th career game with 20 or more points • Had 17 points, nine rebounds and made three 3FGs in the win at Charleston • Hit a pair of threes early in the second half, the second of which gave UNC its first lead of the game after trailing by 11 • Made his first shot attempt, a three, 17 seconds into the game and finished with 20 points vs. Loyola.

Oklahoma Career: Started 111 of 122 games, scoring 1,459 points with 681 rebounds, 101 blocks and 61 steals • Made 235 three-pointers, fifth-most in OU history • Became the tallest player in Big 12 history to make 200 threes and the first with 200 threes and 100 blocks • Is the only Sooner to compile 1,000 points, 500 rebounds, 200 three-pointers and 100 blocks • Scored in double figures 75 times, grabbed 10 or more rebounds 11 times and had eight double-doubles • Career highs include 31 points against TCU (1/18/20), eight three-pointers against UT San Antonio (12/3/20) and 15 rebounds against Iowa State (2/6/21) • Made multiple three-pointers 63 times with five or more nine times (eight once, seven twice, six twice and five four times) • Earned third-team Academic All-America honors in 2021 • Three-time member of the Academic All-Big 12 team, including 2020-21, when he was one of only two players in the league nominated with a 4.0 grade point average • Two-time CoSIDA Academic all-district honoree.

2020-21: Averaged 10.8 points and 5.0 rebounds and shot 37.5 percent from three (48 of 128) in 25 games • Third-team Academic All-America • Helped lead OU to a 16-11 record and No. 8 seed in the NCAA West Region where the Sooners defeated No. 9 Missouri and lost to top-seed Gonzaga • Second on the Sooners in three-pointers, three-point percentage

2021-22	FG	3FG	FT	REB	PF	PTS	A	TO	B	S	MP
Loyola Maryland•	9-15	1-5	1-3	2-3-5	0	20	0	1	1	0	29
Brown	3-9	0-2	8-9	1-7-8	1	14	1	3	2	0	33
at Charleston	6-12	3-8	2-2	3-6-9	4	17	1	1	0	2	21
vs. Purdue	2-7	1-3	1-2	1-3-4	4	6	2	1	1	1	26
vs. Tennessee	7-12	6-10	4-4	0-3-3	2	24	0	0	0	0	28
UNC Asheville	3-5	2-3	0-0	0-9-9	1	8	2	2	2	1	27
Michigan	4-9	1-4	0-0	2-3-5	0	9	1	0	0	0	21
at Georgia Tech	6-10	3-6	0-0	1-4-5	0	15	4	3	1	1	29
Furman	2-8	0-6	0-0	2-2-4	1	4	1	3	0	0	18
Furman	6-9	1-3	0-1	3-3-6	0	13	0	3	0	0	19
vs. Kentucky	3-6	1-3	0-0	0-0-0	0	7	0	0	0	1	16
App State	5-9	1-3	0-0	3-8-11	4	11	3	4	0	0	29
at Boston College	7-14	2-7	1-1	1-6-7	1	17	1	1	0	0	25
at Notre Dame•	4-11	1-5	0-0	0-6-6	0	9	2	1	0	1	33
Virginia•	7-13	5-9	0-0	1-3-4	1	19	5	2	1	0	32
Georgia Tech•	4-10	2-5	1-1	1-4-5	0	11	4	0	0	0	24
at Miami											
at Wake Forest											
Virginia Tech											
Boston College											
NC State											
at Louisville											
Duke											
at Clemson											
Florida State											
Pittsburgh											
at Virginia Tech											
Louisville											
at NC State											
Syracuse											
Duke											

and blocks (19) and third in scoring and rebounding • Led OU in scoring four times and rebounding five times • Season-high 29 points on 8 of 11 shooting from three-point range in the season opener against UT San Antonio • The eight threes were a career high and matched the season high by any Sooner • Scored in double figures 14 times • Scored 20 at Oklahoma State, 19 against Kansas in the Big 12 Tournament, 19 in the NCAA first round win over Missouri, 17 at Xavier and 17 against Oral Roberts • Made multiple three-pointers 11 times, including eight vs. UTSA, five against Missouri and four vs. Iowa State in the Big 12 Tourney • Did not play against Kansas (1/9/21) and TCU (1/12/21) due to Covid protocols • Played in 106 consecutive games before missing those two • Selected to Academic All-Big 12 team for the third year in a row and CoSIDA Academic all-district team for the second straight year.

Prep: Averaged 24.3 points, 11.6 rebounds and 2.2 assists as a senior at Harrah High School • Selected by The Oklahoman as its Little All-City Player of the Year in 2016 and 2017 • Named to the Oklahoma Coaches Association All-State First Team in 2017.

Personal: Brady Reece Manek is the son of Cary and Tina Manek • Born Sept. 4, 1998, in Edmond, Okla. • Earned a 4.0 GPA at Harrah High School • His parents played basketball at Oklahoma Christian • His older brother, Kellen, played basketball at Southeastern Oklahoma State.

MANEK'S STATS AT OKLAHOMA																			
Year	GP-GS	Min.	Ave.	FGM-A	Pct.	3FGM-A	Pct.	FTM-A	Pct.	Off	Def	Reb	Ave.	A	TO	B	S	Pts	Ave.
2017-18	32-26	759	23.7	124-266	.466	59-154	.383	18-30	.600	40	125	165	5.2	15	23	22	11	325	10.2
2018-19	34-34	944	27.8	152-324	.469	57-159	.358	55-72	.764	49	151	200	5.9	26	46	23	23	416	12.2
2019-20	31-31	944	30.5	158-349	.453	71-187	.380	60-77	.779	42	149	191	6.2	27	26	37	14	447	14.4
2020-21	25-20	628	25.1	100-237	.422	48-128	.375	23-30	.767	31	94	125	5.0	21	22	19	13	271	10.8
OU Totals	122-111	3275	26.8	534-1176	.454	235-628	.374	156-209	.746	162	519	681	5.6	89	117	101	61	1459	10.6
MANEK'S STATS AT UNC																			
Year	GP-GS	Min.	Ave.	FGM-A	Pct.	3FGM-A	Pct.	FTM-A	Pct.	Off	Def	Reb	Ave.	A	TO	B	S	Pts	Ave.
2021-22	16-4	409	25.6	78-159	.491	30-82	.366	18-23	.783	21	70	91	5.7	27	25	8	7	204	12.8
Totals	138-115	3690	26.7	612-1335	.458	265-710	.373	174-232	.750	183	589	772	5.6	116	142	109	68	1663	12.1

CAREER HIGHS



0 – ANTHONY HARRIS

Points: 14 vs. UCLA (12/21/19)
Field Goals: 5 vs. UCLA (12/21/19)
Three-Pointers: 2 vs. UCLA (12/21/19), vs. Notre Dame (3/10/21)
Free Throws: 6 vs. Elon (12/11/21)
Offensive Rebounds: 2 at Duke (2/6/21)
Rebounds: 3 vs. Wofford (12/15/19)
Assists: 3 several times
Turnovers: 4 vs. Duke (3/6/21)
Steals: 2 vs. Wofford (12/15/19), at Duke (2/6/21)

1 – LEAKY BLACK

Points: 16 at Miami (1/5/21)
Field Goals: 6 at Miami (1/5/21)
Three-Pointers: 4 at Miami (1/5/21)
Free Throws: 4 several times
Offensive Rebounds: 5 at Notre Dame (2/17/20)
Rebounds: 11 vs. UNC Asheville (11/23/21)
Assists: 9 vs. Duke (2/8/20)
Turnovers: 4 several times
Blocks: 3 vs. Syracuse (1/12/21)
Steals: 4 at Pittsburgh (1/18/20)

2 – CALEB LOVE

Points: 25 at Duke (2/6/21)
Field Goals: 9 at Duke (2/6/21), vs. Michigan (12/1/21)
Three-Pointers: 4 at Duke (2/6/21), vs. Michigan (12/1/21), vs. Elon (12/11/21), at Boston College (1/2/22), vs. Virginia (1/8/22)
Free Throws: 10 at Charleston (11/16/21)
Offensive Rebounds: 2 at Iowa (12/8/20)
Rebounds: 8 at Syracuse (3/1/21)
Assists: 9 vs. Northeastern (2/17/21)
Turnovers: 6 several times
Blocks: 3 vs. UNLV (11/30/20)
Steals: 3 several times

3 – DONTREZ STYLES

Points: 4 at Boston College (1/2/22)
Field Goals: 2 at Boston College (1/2/22)
Three-Pointers:
Free Throws: 2 vs. Kentucky (12/18/21)
Offensive Rebounds: 1 vs. UNC Asheville (11/23/21)
Rebounds: 3 at Boston College (1/2/22)
Assists:
Turnovers: 1 several times
Blocks: 1 vs. Kentucky (12/18/21)
Steals: 1 vs. UNC Asheville (11/23/21), at Notre Dame (1/5/22)

4 – RJ DAVIS

Points: 26 vs. Brown (11/12/21)
Field Goals: 9 vs. Brown (11/12/21)
Three-Pointers: 6 vs. Brown (11/12/21)
Free Throws: 6 vs. Tennessee (11/21/21)
Offensive Rebounds: 2 vs. Charleston (11/25/20), UNLV (11/30/20), Georgia Tech (1/15/22)
Rebounds: 7 vs. Purdue (11/20/21)
Assists: 8 at Iowa (12/8/20)
Turnovers: 5 vs. Florida State (2/27/21)
Blocks: 1 vs. Wake Forest (1/20/21), Wisconsin (3/19/21), Virginia (1/8/22)
Steals: 3 vs. Notre Dame (3/10/21)

5 – ARMANDO BACOT

Points: 29 vs. Virginia (1/8/22), Georgia Tech (1/15/22)
Field Goals: 12 vs. Virginia (1/8/22)
Three-Pointers: 1 at Boston College (1/2/22)
Free Throws: 9 vs. Oregon (11/29/19), Georgia Tech (1/15/22)
Offensive Rebounds: 9 vs. Virginia (1/8/22)
Rebounds: 22 vs. Virginia (1/8/22)
Assists: 7 vs. Miami (1/25/20)
Turnovers: 5 vs. Virginia (2/15/20), at Georgia Tech (12/5/21)
Blocks: 6 vs. Oregon (11/29/19), at Charleston (11/16/21)
Steals: 4 vs. Elon (12/11/21)

11 – D'MARCO DUNN

Points: 6 at Boston College (1/2/22)
Field Goals: 2 vs. Kentucky (12/18/21), at Boston College (1/2/22)
Three-Pointers: 1 vs. UNC Asheville (11/23/21), at Boston College (1/2/22)
Free Throws: 1 at Boston College (1/2/22)
Offensive Rebounds: 1 at Boston College (1/2/22)
Rebounds: 3 at Boston College (1/2/22)
Assists: 1 several times
Turnovers: 1 vs. Loyola (11/9/21), App State (12/21/21)
Blocks:
Steals: 1 vs. Kentucky (12/18/21)

13 – DAWSON GARCIA (set playing for Marquette unless noted)

Points: 28 at Villanova (2-10-21)
Field Goals: UNC- 10 vs. Purdue (11/20/21)
Three-Pointers: 3 vs. Eastern Illinois (11-27-20); UNC- vs. Purdue (11/20/21)
Free Throws: 9 at Villanova (2-10-21)
Offensive Rebounds: 6 at Creighton (12-14-20), vs. UConn (1-5-21), vs. St. John's (1-31-21)
Rebounds: 13 at Georgetown (1-2-21)
Assists: 4 vs. Arkansas-Pine Bluff (11-25-20)
Turnovers: 5 vs. Villanova (12-23-20)
Blocks: 2 at Creighton (12-14-20), vs. DePaul (1-23-21), at Butler (2-17-21)
Steals: 2 vs. Butler (2-2-21); UNC- 2 vs. Loyola Maryland (11/9/21)

14 – PUFF JOHNSON

Points: 3 vs. Charleston (11/25/20)
Field Goals: 1 several times
Three-Pointers: 1 vs. Charleston (11/25/20)
Free Throws: 2 at Georgia Tech (12/30/20)
Offensive Rebounds: 1 vs. UNLV (11/30/20), Notre Dame (1/2/21)
Rebounds: 2 vs. Notre Dame (1/2/21)
Assists: 1 at Georgia Tech (12/30/20)
Turnovers: 1 vs. UNLV (11/30/20)
Blocks:
Steals: 1 vs. Notre Dame (1/2/21)

22 – JUSTIN MCKOY (set playing for Virginia unless noted)

Points: 11 vs. San Francisco (11/27/20)
Field Goals: 4 vs. San Francisco (11/27/20), Miami (3/1/21)
Three-Pointers: 1 several times
Free Throws: 3 vs. Saint Francis (12/1/20)
Offensive Rebounds: 3 vs. North Carolina (12/8/19), at Notre Dame (12/30/20), vs. NC State (2/24/21)
Rebounds: 6 five times
Assists: 3 vs. Towson (11/25/20); UNC- vs. UNC Asheville (11/23/21)
Turnovers: 2 vs. Saint Francis (12/1/20)
Blocks: 1 vs. Vermont (11/19/19)
Steals: 2 vs. Saint Francis (12/1/20), Miami (3/1/21)

24 – KERWIN WALTON

Points: 19 vs. Louisville (2/20/21)
Field Goals: 7 vs. Louisville (2/20/21)
Three-Pointers: 5 vs. Louisville (2/20/21)
Free Throws: 4 vs. Kentucky (12/19/20), Florida State (2/27/21)
Offensive Rebounds: 2 vs. Syracuse (1/12/21), Purdue (11/20/21)
Rebounds: 5 vs. Florida State (3/12/21)
Assists: 4 several times
Turnovers: 3 at Miami (1/5/21), vs. Louisville (2/20/21), at Charleston (11/16/21)
Blocks: 1 several times
Steals: 2 at Iowa (12/8/20), vs. Florida State (2/27/21), vs. Florida State (3/12/21)

25 – CREIGHTON LEBO

Points: 2 at Virginia (2/13/21), vs. Northeastern (2/17/21), vs. Louisville (2/20/21)
Rebounds: 1 twice

34 – DUWE FARRIS

Points: 1 vs. Loyola Maryland (11/9/21)
Rebounds: 1 vs. UNLV (11/30/20), Louisville (2/20/21), Loyola Maryland (11/9/21)

35 – RYAN McADOO

Points: FGCU- 2 vs. North Florida and at Stetson
Rebounds: 1 several times
Assists: UNC- 1 twice

45 – BRADY MANEK (set playing for Oklahoma unless noted)

Points: 31 vs. TCU (1/18/20)
Field Goals: 11 vs. Oklahoma State (2/1/20)
Three-Pointers: 8 vs. UTSA (12/3/20)
Free Throws: 9 vs. UTRGV (12/30/19)
Offensive Rebounds: 5 at Kansas (1/2/19), at Oklahoma State (3/1/21)
Rebounds: 15 vs. Iowa State (2/6/21)
Assists: UNC- 5 vs. Virginia (1/8/22)
Turnovers: 4 several times
Blocks: 4 vs. TCU (1/12/19), at Wichita State (12/14/19)
Steals: 4 vs. Baylor (1/20/20)

2021-22 TEAM GAME-BY-GAME STATS



	PTS	FG	FG%	1st	2nd	3FG	3FG%	FT	FT%	O-D-REB	PF	A	TO	B	ST
Carolina, W	83	29-55	.527	.536	.519	8-21	.381	17-28	.607	6-31-37	20	15	12	3	7
Loyola Maryland	67	24-55	.436	.433	.440	7-25	.280	12-21	.571	3-27-30	21	14	12	1	9
Carolina, W	94	32-62	.516	.563	.467	9-21	.429	21-28	.750	13-26-39	14	16	7	6	2
Brown	87	37-73	.507	.600	.421	7-19	.368	6-9	.667	10-20-30	23	13	5	6	5
Carolina, W	94	32-59	.542	.452	.643	7-20	.350	23-32	.719	7-42-49	19	19	17	9	4
at College of Charleston	83	28-77	.364	.366	.361	11-30	.367	16-23	.696	12-24-36	25	13	9	2	12
Carolina, L	84	31-69	.449	.469	.432	12-29	.414	10-12	.833	12-25-37	20	13	14	5	3
vs. Purdue	93	34-61	.557	.485	.643	10-23	.435	15-22	.682	4-27-31	16	21	9	2	6
Carolina, L	72	22-55	.400	.357	.444	10-23	.435	18-22	.818	5-25-30	15	9	13	1	4
vs. Tennessee	89	38-70	.543	.447	.656	9-20	.450	4-5	.800	8-30-38	18	28	10	4	9
Carolina, W	72	27-55	.491	.500	.481	7-14	.500	11-13	.846	13-38-51	13	15	18	6	3
UNC Asheville	53	18-68	.265	.273	.257	7-37	.189	10-14	.714	15-14-29	10	8	7	8	7
Carolina, W	72	31-67	.463	.361	.581	8-19	.421	2-3	.667	10-28-38	8	13	6	3	6
Michigan	51	20-57	.351	.367	.333	5-16	.313	6-6	1.000	8-27-35	10	9	13	1	3
Carolina, W	79	31-55	.564	.462	.655	10-17	.588	7-8	.875	7-26-33	13	21	14	2	8
at Georgia Tech	62	25-54	.463	.464	.462	6-16	.375	6-7	.857	4-17-21	16	8	13	3	11
Carolina, W	80	23-59	.390	.294	.520	7-23	.304	27-35	.771	15-33-48	14	11	16	3	12
Elon	63	25-58	.431	.419	.444	8-29	.276	5-9	.556	2-22-24	22	11	16	4	8
Carolina, W	74	30-60	.500	.467	.533	5-16	.313	9-14	.643	12-32-44	10	18	8	2	3
Furman	61	24-60	.400	.536	.281	10-33	.303	3-3	1.000	4-21-25	15	18	7	3	7
Carolina, L	69	23-53	.434	.370	.500	1-13	.077	22-28	.786	6-20-26	13	9	12	3	4
vs. Kentucky	98	39-72	.542	.417	.667	8-15	.533	12-17	.706	17-27-44	21	20	9	2	8
Carolina, W	70	29-62	.468	.394	.552	7-16	.438	5-9	.556	14-33-47	15	17	15	3	5
Appalachian State	50	20-64	.313	.367	.265	4-30	.133	6-7	.857	10-23-33	14	8	11	5	7
Carolina, W	91	32-61	.525	.471	.593	11-23	.478	16-19	.842	7-35-42	16	17	9	2	6
at Boston College	65	21-67	.313	.167	.484	8-28	.286	15-19	.789	12-23-35	16	12	8	3	3
Carolina, L	73	29-59	.492	.484	.500	8-22	.364	7-8	.875	5-34-39	13	10	14	2	5
at Notre Dame	78	29-61	.475	.471	.481	13-31	.419	7-11	.636	1-26-27	8	15	7	1	7
Carolina, W	74	28-59	.475	.483	.467	11-25	.440	7-11	.636	11-25-36	8	19	9	4	4
Virginia	58	25-56	.446	.423	.467	6-12	.500	2-4	.500	7-21-28	14	10	10	7	5
Carolina, W	88	30-63	.476	.500	.455	9-25	.360	19-21	.905	11-31-42	15	20	13	1	3
Georgia Tech	65	27-59	.458	.393	.516	3-14	.214	8-14	.571	4-22-26	20	10	11	1	9
Carolina															
at Miami															
Carolina															
at Wake Forest															
Carolina															
Virginia Tech															
Carolina															
Boston College															
Carolina															
NC State															
Carolina															
at Louisville															
Carolina															
Duke															
Carolina															
at Clemson															
Carolina															
Florida State															
Carolina															
Pittsburgh															
Carolina															
at Virginia Tech															
Carolina															
Louisville															
Carolina															
at NC State															
Carolina															
Syracuse															
Carolina															
at Duke															

2021-22 HIGHS AND LOWS



CAROLINA	High	Low
Field Goals	32 vs. Brown, at Charleston, at Boston College	22 vs. Tennessee
Field Goal Attempts	69 vs. Purdue	53 vs. Kentucky
FG Percentage	.564 at Georgia Tech (31x55)	.390 vs. Elon (23x59)
FG Percentage in First Half	.563 vs. Brown (18x32)	.294 vs. Elon (10x34)
FG Percentage in Second Half	.655 at Georgia Tech (19x29)	.432 vs. Purdue (16x37)
3-Point Field Goals	12 vs. Purdue	1 vs. Kentucky
3-Point Attempts	29 vs. Purdue	13 vs. Kentucky
3-Point Percentage (min. 10 att.)	.588 at Georgia Tech (10x17)	.077 vs. Kentucky (1x13)
Free Throws Made	27 vs. Elon	2 vs. Michigan (ties UNC record)
Free Throw Attempts	35 vs. Elon	3 vs. Michigan (UNC record)
FT Pct. (min. 10 att.)	.905 vs. Georgia Tech (H) (19x21)	.607 vs. Loyola Maryland (17x28)
Offensive Rebounds	15 vs. Elon	5 vs. Tennessee, at Notre Dame
Defensive Rebounds	42 at Charleston	20 vs. Kentucky
Total Rebounds	51 vs. UNC Asheville	26 vs. Kentucky
Rebound Margin	+24 vs. Elon (48-24)	-18 vs. Kentucky (26-44)
Assists	21 at Georgia Tech	9 vs. Tennessee, Kentucky
Turnovers	18 vs. UNC Asheville	6 vs. Michigan
Blocked Shots	9 at Charleston	1 vs. Tennessee, Georgia Tech
Steals	12 vs. Elon	2 vs. Brown
Points	94 vs. Brown, at Charleston	69 vs. Kentucky
Points in a First Half	49 at Boston College	29 vs. Michigan, Kentucky
Points in a Second Half	58 at Charleston	35 vs. UNC Asheville, Furman, App State
Scoring Margin	+26 at Boston College (91-65)	-29 vs. Kentucky (69-98)
OPPONENTS	High	Low
Field Goals	39 by Kentucky	18 by UNC Asheville
Field Goal Attempts	77 at Charleston	54 at Georgia Tech
FG Percentage	.557 by Purdue (34x61)	.265 by UNC Asheville (18x68)
FG Percentage in First Half	.600 by Brown (21x35)	.167 at Boston College (6x36)
FG Percentage in Second Half	.667 by Kentucky (24x36)	.257 by UNC Asheville (9x35)
3-Point Field Goals	13 at Notre Dame	3 by Georgia Tech (H)
3-Point Attempts	37 by UNC Asheville	12 by Virginia
3-Point Percentage (min. 10 attempts)	.533 by Kentucky (8x15)	.133 by App State (4x30)
Free Throws Made	16 at Charleston	2 by Virginia
Free Throw Attempts	23 at Charleston	4 by Virginia
FT Pct. (min. 10 att.)	.789 at Boston College (15x19)	.571 by Loyola Maryland (12x21) .571 by Georgia Tech (H) (8x14)
Offensive Rebounds	17 by Kentucky	2 by Elon
Defensive Rebounds	30 by Tennessee	14 by UNC Asheville
Total Rebounds	44 by Kentucky	21 at Georgia Tech
Assists	28 by Tennessee	8 by UNC Asheville, at Georgia Tech, App State
Turnovers	16 by Elon	5 by Brown
Blocked Shots	8 by UNC Asheville	1 by several teams
Steals	12 at Charleston	3 by Michigan, at Boston College
Points	98 by Kentucky	50 by App State
Points in a First Half	50 by Brown	20 at Boston College
Points in a Second Half	58 by Kentucky	22 by Furman
INDIVIDUAL BESTS	NORTH CAROLINA	OPPONENTS
Points	29 by Armando Bacot vs. Virginia 29 by Armando Bacot vs. Georgia Tech (H)	26 by Sahvir Wheeler, Kentucky
Field Goals	12 by Armando Bacot vs. Virginia	12 by Sahvir Wheeler, Kentucky
Field Goal Attempts	18 by Caleb Love at Georgia Tech 18 by Armando Bacot vs. Virginia	19 by Paxson Wojcik, Brown
Field Goal Percentage (min. 10 att.)	.909 by Armando Bacot vs. Brown (10x11)	.800 by Sahvir Wheeler, Kentucky (12x15) .800 by Trevien Williams, Purdue (8x10)
3-Point Field Goals	6 by RJ Davis vs. Brown 6 by Brady Manek vs. Tennessee	6 by Nate Laszewski at Notre Dame
3-Field Goal Attempts	10 by Brady Manek vs. Tennessee	11 by Reyne Smith at Charleston 11 by Sasha Stefanovic, Purdue 11 by Coty Jude, UNC Asheville
3-Point Field Goal Pct (min. 5 made)	.667 by RJ Davis vs. Brown (6x9)	.857 by Nate Laszewski at Notre Dame (6x7)
Free Throws Made	10 by Caleb Love at Charleston	5 by LJ Thorpe, UNC Asheville
Free Throw Attempts	12 by Caleb Love at Charleston	8 by LJ Thorpe, UNC Asheville
Free Throw Percentage (min. 5 made)	1.000 by Armando Bacot vs. Georgia Tech (H) (9x9)	.625 by LJ Thorpe, UNC Asheville (5x8)
Offensive Rebounds	9 by Armando Bacot vs. Virginia	5 by Donovan Gregory, App State
Defensive Rebounds	15 by Armando Bacot at Notre Dame	10 by Jaden Ivy, Purdue
Total Rebounds	22 by Armando Bacot vs. Virginia	12 by Oscar Tshiebwe, Kentucky
Assists	7 by RJ Davis vs. Furman	8 by Sasha Stefanovic, Purdue 8 by Kennedy Chandler, Tennessee 8 by Sahvir Wheeler, Kentucky
Turnovers	6 by Caleb Love vs. App State, Georgia Tech (H)	6 by Hunter McIntosh, Elon 6 by Michael Devoe, Georgia Tech (H)
Blocked Shots	6 by Armando Bacot at Charleston	5 by Drew Pember, UNC Asheville
Steals	4 by Armando Bacot vs. Elon	4 by five players
Minutes Played	38:51 by RJ Davis at Notre Dame	37:40 by Jalen Slawson, Furman

2021-22 MISCELLANEOUS STATS



Games as UNC's Leading Scorer

	Season/Career
Armando Bacot	7/20
Caleb Love	4/10
RJ Davis	2/5
Dawson Garcia	3/3
Brady Manek	1/1
Leaky Black	0/1
Kerwin Walton	0/1

Games as UNC's Leading Rebounder

	Season/Career
Armando Bacot	11/37
Leaky Black	2/5
Dawson Garcia	2/2
Brady Manek	1/1

Games as UNC's Leader in Assists

	Season/Career
Caleb Love	7/23
Leaky Black	2/18
RJ Davis	9/15
Brady Manek	1/1
Armando Bacot	0/4
Anthony Harris	0/3
Kerwin Walton	0/2

Double-Doubles

	Season/Career
Armando Bacot	12/30
Brady Manek	1/9 (8 at Oklahoma)
Dawson Garcia	1/4 (3 at Marquette)

Double-Figure Scoring Games

	Season/Career
Brady Manek	10/85 (75 at Oklahoma)
Armando Bacot	13/49
Dawson Garcia	5/22 (17 at Marquette)
Caleb Love	14/30
RJ Davis	11/25
Kerwin Walton	2/13
Leaky Black	0/8
Anthony Harris	0/3
Justin McKoy	0/1 at Virginia

30-Point Games

Brady Manek 0/2 at Oklahoma

20-Point Games

	Season/Career
Brady Manek	2/14 (12 at Oklahoma)
Armando Bacot	7/12
Dawson Garcia	3/9 (6 at Marquette)
Caleb Love	5/7
RJ Davis	3/3

10-Rebound Games

	Season/Career
Armando Bacot	12/36
Brady Manek	1/12 (11 at Oklahoma)
Dawson Garcia	2/7 (5 at Marquette)
Leaky Black	1/4

20-Rebound Games

	Season/Career
Armando Bacot	1/1

Carolina's Largest Win: 26 at Boston College (91-65)

Carolina's Largest Loss: 29 vs. Kentucky (69-98)

Carolina's Largest Lead in a Win: 36 at Boston College (led 84-48, won 91-65)

Carolina's Largest Lead in a Loss: 4 at Notre Dame (led 4-0, lost 73-78)

Carolina's Largest Deficit: 35 vs. Kentucky (trailed 63-98, lost 69-98)

Carolina's Largest Deficit Overcome to Win: 11 at Charleston (trailed 15-26, won 94-83)

Carolina's Largest Halftime Lead: 29 at Boston College (led 49-20, won 91-65)

Carolina's Largest Halftime Deficit: 11 vs. Kentucky (trailed 29-40, lost 69-98)

Carolina's Largest Halftime Deficit Overcome to Win: 6 at Charleston (trailed 36-42, won 94-83)

Game	Largest UNC Lead	Largest UNC Deficit	Time Led	Time Trailed	Ties	Lead Changes	Largest UNC Run	Largest Opponent Run
Loyola, W (83-67)	26	0	39:44	0:00	0	0	10	5
Brown, W (94-87)	8	7	18:03	18:05	11	13	6	10
at Charleston, W (94-83)	12	11	16:10	22:53	1	3	8	6
vs. Purdue, L (84-93)	1	13	0:16	39:08	1	2	7	10
vs. Tennessee, L (72-89)	1	20	1:14	37:45	0	5	6	7
UNC Asheville, W (72-53)	22	0	36:54	0:00	2	0	12	7
Michigan, W (72-51)	25	5	24:49	11:30	3	8	8	5
at Georgia Tech, W (79-62)	19	9	22:34	12:53	6	5	12	13
Elon, W (80-63)	19	4	31:57	5:16	3	5	8	4
Furman, W (74-61)	22	2	35:30	1:42	2	4	11	9
vs. Kentucky, L (69-98)	2	35	0:14	38:10	1	1	6	10
App State, W (70-50)	25	4	36:35	2:21	1	2	12	7
at Boston College, W (91-65)	36	4	35:53	3:26	0	1	9	7
at Notre Dame, W (78-73)	4	13	4:47	32:29	5	5	8	8
Virginia, W (74-58)	25	1	36:54	0:16	2	2	10	9
Georgia Tech, W (88-65)	32	0	39:46	0:00	0	0	10	7
at Miami								
at Wake Forest								
Virginia Tech								
Boston College								
NC State								
at Louisville								
Duke								
at Clemson								
Florida State								
Pittsburgh								
at Virginia Tech								
Louisville								
at NC State								
Syracuse								
at Duke								

season highs in bold

2021-22 PLUS/MINUS



Game	#0 Harris	#1 Black	#2 Love	#3 Styles	#4 Davis	#5 Bacot	#11 Dunn	#13 Garcia	#14 Johnson
Loyola Maryland	-9	+25	+19	-9	+16	+18	-9	+12	DNP
Brown	+4	+12	+6	+2	+4	+14	DNP	-4	DNP
at College of Charleston	DNP	+16	+8	DNP	+5	+16	DNP	-6	DNP
vs. Purdue	-2	DNP	-11	DNP	-3	-5	DNP	-6	DNP
vs. Tennessee	-8	-13	-14	-2	-9	-6	DNP	-19	DNP
UNC Asheville	-3	+15	+18	+1	+15	+20	+1	+11	DNP
Michigan	-4	+29	+23	-4	+21	+27	-4	+12	DNP
at Georgia Tech	+5	+15	+25	DNP	+18	+26	DNP	-4	DNP
Elon	+4	+11	+19	DNP	+11	+10	-1	+14	DNP
Furman	-1	+18	+12	-2	+16	+11	-2	+10	DNP
vs. Kentucky	-13	-15	-30	-1	-15	-27	Even	-32	DNP
App State	+21	+6	+8	+1	+14	+19	-2	-1	DNP
at Boston College	+9	+18	+34	-5	+24	+30	-5	-4	DNP
at Notre Dame	-10	+6	+1	-5	-5	-1	-6	DNP	DNP
Virginia	+3	+13	+23	-7	+23	+23	-7	DNP	DNP
Georgia Tech	DNP	+23	+12	-4	+31	+23	-1	+3	-2
Totals	-4	+179	+153	-35	+166	+198	-36	-14	-2
at Miami									
at Wake Forest									
Virginia Tech									
Boston College									
NC State									
at Louisville									
Duke									
at Clemson									
Florida State									
Pittsburgh									
at Virginia Tech									
Louisville									
at NC State									
Syracuse									
at Duke									

Game	#15 Landry	#22 McKoy	#24 Walton	#25 Lebo	#30 Watkins	#34 Farris	#35 McAdoo	#45 Manek
Loyola Maryland	DNP	-2	+8	DNP	DNP	DNP	-9	+20
Brown	DNP	-3	-4	DNP	DNP	DNP	DNP	+4
at College of Charleston	DNP	-1	+7	DNP	DNP	DNP	DNP	+10
vs. Purdue	DNP	-3	-9	DNP	DNP	DNP	DNP	-6
vs. Tennessee	DNP	DNP	-8	DNP	DNP	DNP	DNP	-6
UNC Asheville	DNP	+5	+6	DNP	DNP	DNP	DNP	+6
Michigan	DNP	-8	+2	DNP	DNP	DNP	DNP	+11
at Georgia Tech	DNP	Even	-12	DNP	DNP	DNP	DNP	+12
Elon	+1	Even	+4	+1	+1	+1	+1	+8
Furman	DNP	-2	-4	DNP	DNP	DNP	DNP	+9
vs. Kentucky	DNP	-1	-8	DNP	DNP	DNP	DNP	-3
App State	DNP	+1	+10	DNP	DNP	DNP	DNP	+23
at Boston College	DNP	DNP	+12	-3	DNP	-2	-7	+29
at Notre Dame	DNP	DNP	DNP	DNP	DNP	DNP	DNP	-5
Virginia	DNP	-9	DNP	DNP	DNP	DNP	-7	+25
Georgia Tech	DNP	+8	-2	DNP	DNP	DNP	DNP	+24
Totals	+1	-15	+2	-2	+1	-10	-13	+161
at Miami								
at Wake Forest								
Virginia Tech								
Boston College								
NC State								
at Louisville								
Duke								
at Clemson								
Florida State								
Pittsburgh								
at Virginia Tech								
Louisville								
at NC State								
Syracuse								
at Duke								

2021-22 MISC. STATS, LINEUPS



GAME	UNC Leading Scorer	UNC Leading Rebounder	UNC Leader in Assists	2nd Chance Points	Pts Off Turnovers	Fastbreak Points	Points in the Paint	Bench Points
Loyola Maryland	Love 22	Garcia 9	Davis 5	9-7	15-12	15-10	36-26	25-20
Brown	Davis 26	Bacot 10	Davis 6	19-9	5-8	4-11	36-44	19-26
at College of Charleston	Bacot 24	Bacot 12	Love 6	9-14	13-19	9-16	46-32	31-40
vs. Purdue	Garcia 26	Garcia 8	Davis, Love 4	21-5	10-19	11-15	18-42	14-28
vs. Tennessee	Manek 24	Bacot 12	Davis 4	5-7	14-19	8-19	22-54	24-30
UNC Asheville	Bacot 22	Black 11	Love 5	14-8	8-19	13-0	34-22	17-14
Michigan	Love 22	Bacot 14	Love 4	14-5	13-4	4-4	34-20	11-11
at Georgia Tech	Davis 23	Bacot 13	Davis, Love 5	7-2	21-18	15-23	38-32	17-17
Elon	Garcia, Love 22	Black 8	Black 3	17-3	23-17	19-4	30-26	14-15
Furman	Garcia 20	Bacot 12	Davis 7	19-0	8-2	9-7	44-26	15-12
vs. Kentucky	Bacot 22	Bacot 10	Love 3	6-15	14-22	11-14	36-54	21-19
App State	Bacot 16	Manek 11	Love 5	14-10	14-13	11-2	38-28	23-10
at Boston College	Love 22	Bacot 11	Black 5	10-13	8-10	7-4	34-22	34-22
at Notre Dame	Bacot 21	Bacot 17	Davis 5	9-2	15-19	8-2	32-22	5-14
Virginia	Bacot 29	Bacot 22	Love, Manek 5	14-4	8-11	8-5	30-30	8-14
Georgia Tech	Bacot 29	Bacot 12	Davis 6	15-4	15-14	4-8	38-26	11-28
Totals				202-108	204-216	156-144	546-506	279-320
Averages				12.6-6.8	12.8-13.5	9.8-9.0	34.1-31.6	17.4-20.0
at Miami								
at Wake Forest								
Virginia Tech								
Boston College								
NC State								
at Louisville								
Duke								
at Clemson								
Florida State								
Pittsburgh								
at Virginia Tech								
Louisville								
at NC State								
Syracuse								
at Duke								

GAME-BY-GAME STARTERS

Game	1	2	3	4	5	Record w/Lineup
Loyola Maryland	Love	Davis	Black	Manek (1/112)	Bacot	(a) 1-0
Brown	Love	Davis	Black	Garcia	Bacot	(b) 1-0
at College of Charleston	Love	Davis	Black	Garcia	Bacot	(b) 2-0
vs. Purdue	Love	Davis	Walton (1/21)	Garcia	Bacot	(c) 1-0
vs. Tennessee	Love	Davis	Black	Garcia	Bacot	(b) 2-1
UNC Asheville	Love	Davis	Black	Garcia	Bacot	(b) 3-1
Michigan	Love	Davis	Black	Garcia	Bacot	(b) 4-1
at Georgia Tech	Love	Davis	Black	Garcia	Bacot	(b) 5-1
Elon	Love	Davis	Black	Garcia	Bacot	(b) 6-1
Furman	Love	Davis	Black	Garcia	Bacot	(b) 7-1
vs. Kentucky	Love	Davis	Black	Garcia	Bacot	(b) 7-2
App State	Love	Davis	Black	Garcia	Bacot	(b) 8-2
at Boston College	Love	Davis	Black	Garcia	Bacot	(b) 9-2
at Notre Dame	Love	Davis	Black	Manek	Bacot	(a) 1-1
Virginia	Love	Davis	Black	Manek	Bacot	(a) 2-1
Georgia Tech	Love (16/42)	Davis (16/25)	Black (15/74)	Manek (4/115)	Bacot (16/76)	(a) 3-12
at Miami						
at Wake Forest						
Virginia Tech						
Boston College						
NC State						
at Louisville						
Duke						
at Clemson						
Florida State						
Pittsburgh						
at Virginia Tech						
Louisville						
at NC State						
Syracuse						
at Duke						

number of season/career starts in parentheses

LAST TIME IT HAPPENED...UNC



Won by one point: 66-65 over Notre Dame, 1/2/21
Won consecutive games by two points or less: 66-65 over Notre Dame, 1/2/21; 67-65 at Miami, 1/5/21
Won by 30 on the road: 38– UNC 95, Wake Forest 57, 2/16/19
Won by 40 on the road: 49– UNC 116, Elon 67, 11/9/18
Won by 30 at a neutral site: ^39–UNC 103, Texas Southern 64, 3/17/17, in Greenville, S.C.
Won by 40 at a neutral site: *42– UNC 101, Notre Dame 59, 3/10/16, in Greensboro
Won by 50: 50– UNC 108, Tennessee Tech 58, 11/16/18
Won by more than 50: 51– UNC 107, NC State 56, 1/8/17
Won by 60: 68– UNC 116, UNC Asheville 48, 11/30/08
Lost by 25 or more: 29– UNC 69, Kentucky 98, 12/18/21 in Las Vegas
Lost by 25 at home: 25– Ohio State, UNC 49, 12/4/19
Lost by more than 25 at home: 29– Duke 87, UNC 58, 1/31/02
Lost by 30 or more: 33– Florida State 90, UNC 57, 1/14/12
Lost by 30 or more at home: 35– Duke 104, UNC 69, 2/29/64
Played overtime: lost to Duke, 96-98, 2/8/20
Played 2 OT: lost at Virginia Tech, 77-79, 1/22/20
Played 3 OT: lost to Wake Forest, 114-119, 12/20/03
Played 4 OT: won at Tulane, 113-106, 2/14/76

CAROLINA SCORING

20 in 7 consecutive games: Garrison Brooks, 2019-20
20 in 9 consecutive games: Tyler Hansbrough, 2008-09
30: Garrison Brooks vs. NC State, 2/25/20
35: Garrison Brooks vs. Georgia Tech, 1/4/20
Consecutive games w/30: Antawn Jamison (35 vs. Duke, 2/5/98; 31 at Georgia Tech, 2/8/98)
30/consecutive games by different players: 31 by Luke Maye vs. NC State, 2/5/19; 33 by Coby White vs. Miami, 2/9/19
More than 35: Brice Johnson (39) at Florida State, 1/4/16
40: *Harrison Barnes (40) vs. Clemson, 3/12/11 in Greensboro
20/1st half: 20 by Coby White vs. Texas, 11/22/18 in Las Vegas
20/2nd half: 20 by Armando Bacot vs. Georgia Tech, 1/15/22
25/half: Joel Berry II (25) 2nd half vs. Miami, 2/27/18
More than 25/half: Luke Maye (27 in 2nd half) at NC State, 2/10/18
25 after halftime: Coby White (25– 23 in 2nd, 2 in OT) vs. Miami, 2/9/19
30 after halftime: Marcus Paige (31– 21 in 2nd, 10 in OT) at NC State, 2/26/14
10 or more in OT: 11 by Marcus Paige at NC State, 2/26/14
Non-starter scored 20: 24 by Brady Manek vs. Tennessee, 11/21/21 in Uncasville, Conn.
25/four straight games: Garrison Brooks (30 vs. NC State, 2/25/20; 26 at Syracuse, 2/29/20; 25 vs. Wake Forest, 3/3/20; 26 at Duke, 3/7/20)
25/five or more straight games: 12 in a row by Charlie Scott, 1970
25/three consecutive road games: Garrison Brooks (28 at Virginia Tech, 1/22/20; 27 at NC State, 1/27/20; 26 at Duke 3/7/20)
Two players both scored 25 in consecutive games: Garrison Brooks (26), Cole Anthony (25) at Syracuse, 2/29/20; Anthony (28), Brooks (25) vs. Wake Forest, 3/3/20
Three players scored 20: Joel Berry II (26), Isaiah Hicks (22), Justin Jackson (22) vs. Florida State, 1/14/17
Two players scored 30: Brice Johnson (39), Marcus Paige (30) at Florida State, 1/4/16
Players on both teams scored 30: 30 by Luke Maye, 33 by RJ Barrett at Duke, 2/20/19
Out-scored opponents in a half: Reggie Bullock (21-20 in 1st) vs. Maryland, 1/19/13
Scored UNC's first 14 points: Kenny Williams at Stanford, 11/20/17
Scored 20 in less than 10 minutes: Kenny Williams in first 9:03 at Stanford, 11/20/17
No player in double figures: at Virginia, 2/13/21
Bench outscored the starters (not including Senior Night): 37/33 vs. Marquette, 2/24/21
Zero bench points: vs. Virginia, 2/15/20
Six in double figures: at Duke, 2/6/21
Eight in double figures: vs. Saint Francis, 1/2/11
Nine in double figures: Kevin Madden (17), Ranzino Smith (17), Warren Martin (15), Steve Bucknall (12), Joe Wolf (10), Steve Hale (10), Brad Daugherty (10), Jeff Lebo (10) & Kenny Smith (10) vs. Manhattan, 12/27/85, in Miami
UNC scored 100/road game: 116 at Elon, 11/9/18
UNC scored 100/ACC road game: 106 at Florida State, 1/4/16
UNC scored 100/consecutive ACC games: 114 vs. Wake Forest, 12/20/03 and 103 vs. Georgia Tech, 1/11/04
UNC scored 100/3 consecutive games: 107 vs. Cleveland State, 12/30/04; 105 vs. William & Mary, 1/2/05; 109 vs. Maryland, 1/8/05
UNC scored 100/loss: 100 vs. Kentucky, 12/17/16 in Las Vegas
UNC scored 100/loss, top 5 AP-ranked team: 103 vs. No. 4 Gonzaga, 12/15/18
UNC scored 100/loss, top 10 AP-ranked team: 103 vs. No. 10 Virginia Tech, 1/21/19
Both teams scored 100: Kentucky 103, UNC 100, 12/17/16 in Las Vegas
UNC scored 50/both halves: *vs. Notre Dame, 3/10/21 in Greensboro (50 and 51)
UNC scored 60/half: 63, 1st half at Elon, 11/9/18
UNC scored 65/half: 65, 2nd half at Florida State, 1/4/16
UNC scored 70/half: 77, 1st half vs. VMI, 12/17/94
UNC scored 50/half in a loss: 56 (2nd half) vs. Georgia Tech, 1/4/20
UNC scored less than 50/game: 48 at Virginia, 2/13/21
UNC scored less than 20/half: 18 (1st) at Virginia, 2/13/21
UNC scored less than 25/each half: 23 & 22 vs. Michigan State, 11/26/17 in Portland, Ore.
UNC scored less than 30/each half: 21 & 29 at Clemson, 2/2/21
UNC scored less than 30/half in a win: 29 (1st) vs. Michigan, 12/1/21
UNC scored less than 20 in one half and 50 in the other: 18 (1st) and 53 (2nd) vs. Butler, 11/20/12, in Maui

UNC scored 25 straight: vs. NC State, 1/12/08
UNC scored more than 20 straight: *22 vs. Notre Dame, 3/10/21 in Greensboro
UNC scored 15 or more to begin game: 18-0 at Wake Forest, 2/16/19
UNC scored 10 or more to end the game: *13-0 vs. Miami in Brooklyn, 3/8/18
UNC did not score a field goal in the last 5:00 in a win: none in last 6:47 in a 79-70 win vs. Duke, 3/9/19

CAROLINA FIELD GOAL SHOOTING

Made every FG att. (min. 10): Jeff McInnis, 10x10 vs. Cincinnati, 12/3/94, in Charlotte
Missed every FG att. (min. 10): RJ Davis, 0x10 vs. Virginia, 1/8/22
Missed every FG att. (more than 10): Harrison Barnes, 0x12 vs. Minnesota, 11/19/10, in San Juan
Made more than 10: 12 by Armando Bacot vs. Virginia, 1/8/22
Made 10 in consecutive games: Armando Bacot 10x11 vs. Brown, 11/12/21, 10x12 at Charleston, 11/16/21
Made 15 or more consecutive field goals: 16 by Brice Johnson vs. UCLA (11), 12/19/15 in Brooklyn, and Appalachian State (5), 12/21/15 (tied UNC record)
UNC shot 70 percent/half: 74.1 (20x27) at Wake Forest, 2/16/19
UNC shot 70 percent/both halves: 78.1 (25x32) and 80.0 (24x30) vs. Loyola Marymount, 3/19/88 in Salt Lake City, Utah
UNC shot 75 percent/half: 78.1 (25x32) at NC State, 2/10/18
UNC shot 80 percent/half: 85.7 (24x28), 2nd vs. Old Dominion, 12/1/92
UNC shot 60 percent/both halves: 67.9 (19x28), 63.3 (19x30) vs. Tulane, 12/3/17
UNC shot 60 percent/game: 60.7 (42x69) vs. Louisville, 2/20/21
UNC shot 60 percent/game and lost: 64.2 at Duke, 3/2/86 (lost 74-82)
UNC shot 60 percent/consecutive games: 60.6 (43x71) vs. Mount St. Mary's, 3/21/08, and 67.7 (44x65) vs. Arkansas, 3/23/08, both in Raleigh
UNC shot 70 percent/game: 70.9 (39x55) vs. ODU, 11/23/07 in Las Vegas
UNC shot under 25 percent/half: 23.3 (7x30), 1st vs. Michigan State, 11/26/17 in Portland, Ore.
UNC shot under 30 percent/both halves: 28.6 (10x35) & 25.9 (7x27) vs. Ohio State, 12/4/19
UNC shot under 25 percent/game: 24.6 (15x61) vs. Michigan State, 11/26/17 in Portland, Ore.
UNC shot under 30 percent/game: 27.4 (17x62) vs. Ohio State, 12/4/19
UNC shot 25 percent/half and won: 25.0 (7x28), 1st vs. Florida State, 2/27/21
UNC shot under 30 percent/half and won: 29.4 (10x34), 1st vs. Elon, 12/11/21
UNC shot under 30 percent/game and won: never happened
UNC shot under 35 percent/game and won: 34.4 (21x61) at Miami, 1/5/21
UNC shot under 35 percent/game and won consecutive games: 34.8 (24x69) vs. Notre Dame, 1/2/21; 34.4 (21x61) at Miami, 1/5/21
UNC shot under 40 percent/both halves and won: 31.0 and 37.5 at Miami, 1/5/21
UNC shot 50 percent/game or better and lost: 50.0 (25x50) vs. Virginia, 2/15/20
UNC shot 50 percent/both halves and lost: 55.2 (16x29) & 53.6 (15x28) vs. Miami, 2/27/18
UNC made nine or more attempts to begin a half: 9 (2nd) at Portland, 11/23/17
UNC missed 10 or more attempts to begin a half: 15 vs. Georgia Tech, 1/4/20 (first field goal by Garrison Brooks with 6:50 to play in 1st half)
UNC missed 15 or more consecutive attempts: 17 at Florida State, 2/3/20
Both teams shot 60 percent in the second half: UNC (78.1, 25x32) and NC State (60.0, 21x35), 2/10/18 in Raleigh
UNC shot under 30 percent in the first half and over 60 in the second: at Clemson, 1/30/18 (29.4 in the 1st and 64.3 in the 2nd)

CAROLINA THREE-POINTERS

Made 6 consecutive attempts: Cameron Johnson at Wake Forest, 2/16/19
Made 5/half: Cole Anthony (2nd half) at Syracuse, 2/9/20
Made 6/half: Coby White (2nd half) vs. Miami, 2/9/19
Two players made 6: Cameron Johnson and Coby White at Clemson, 3/2/19
Made 6: Brady Manek vs. Tennessee, 11/21/21 in Uncasville, Conn.
Made 7: Cole Anthony at Syracuse, 2/29/20
Made 8: Rashad McCants vs. Clemson, 3/2/04
Made 6 or more/consecutive games: Coby White – 6 vs. Syracuse, 2/26/19; 6 at Clemson, 3/2/19
Eight players made a 3FG: at Wake Forest, 2/16/19
Shot 100 percent (min. 5 att.): Joel Berry II (5x5) vs. Duke, 3/4/17
UNC made 15: 16 at Wake Forest, 2/16/19
UNC attempted 30: 31 vs. Duke, 3/9/19
UNC did not make a three-pointer: 0 vs. Princeton, 12/13/97 (858 consecutive games with at least one three-pointer through Georgia Tech)
No starter made a 3FG: vs. Kentucky, 12/18/21 in Las Vegas (Brady Manek made one)
UNC shot 70 percent (min. 20 att.): 72.7 (16x22) vs. Western Carolina, 12/6/17
UNC shot 60 percent and lost: ^64.7 (11x17) vs. Villanova, 4/4/16 in Houston
UNC shot less than 10 percent: 7.7 (1x13) vs. Kentucky, 12/18/21 in Las Vegas
Made more 3FGs than 2FGs: vs. Clemson, 1/16/18 (made 15 3FGs and 11 2FGs)
Attempted more 3FGs than 2FGs: at Clemson (attempted 33 3FGs, 0 2FGs), 3/2/19
Made less than five and won: 4 at Pittsburgh, 1/26/21
Made 10 or more and lost: 12 vs. Tennessee, 11/21/21 in Uncasville, Conn.

CAROLINA FREE THROWS

Made 15 or more: 17 by Garrison Brooks vs. Georgia Tech, 1/4/20 (18 attempts)
Made 20 or more: 20 by Tyler Zeller vs. Maryland, 2/29/12 (23 attempts)
Attempted 20 or more: 23 by Tyler Zeller vs. Maryland, 2/29/12
10 for 10 or better: 14x14 by Cole Anthony vs. Boston College, 2/1/20
Made 30 or more in a row: 31 by Marcus Paige, 2013-14

Missed every attempt (min. 5): Garrison Brooks (0x5) vs. Duke, 2/8/20
Missed every attempt (more than 5): Garrison Brooks (0x7) vs. Boston College, 2/1/20
UNC shot 100 percent (min. 10 att.): vs. Wisconsin, 11/23/16 in Maui (12x12)
UNC shot 90 percent (min. 30 att.): 90.0 (27x30) vs. Florida State, 2/27/21
UNC shot under 40 percent: 38.9 (7x18) vs. Louisville, 2/20/21
UNC shot under 30 percent: 27.3 (3x11) at Wake Forest, 2/16/19
UNC made 30 or more: 34 (attempted 37) vs. Syracuse, 2/26/19
UNC made 40 or more: 41 (attempted 59) vs. Clemson, 1/28/98
UNC made less than five: 2 vs. Michigan, 12/1/21 (tied UNC record)
UNC missed 20 or more: 23 (24x47) vs. Texas, 12/18/13
UNC missed 25 or more: 26 (22x48) vs. Belmont, 11/17/13
UNC attempted 50: 50 (made 36) vs. Maryland, 2/15/04
UNC attempted less than five: 3 vs. Michigan, 12/1/21 (UNC record)
Made more free throws than field goals: vs. Elon, 12/11/21 (27 FT, 23 FG)
Did not attempt a free throw in a half: 1st half vs. vs. Michigan, 12/1/21
No starter made a free throw: at Wake Forest, 2/16/19

CAROLINA REBOUNDS

10 or more by a guard: 11 by Cole Anthony vs. Duke, 2/8/20
10 or more in consecutive games by a guard: Cole Anthony (11 vs. Notre Dame, 11/6/19; 10 at UNCW, 11/8/19)
15 or more/consecutive games: Armando Bacot (17 at Notre Dame, 1/5/22, 22 vs. Virginia, 1/8/22)
50 or more over 3 consecutive games: 51 by Armando Bacot (17 at Notre Dame, 1/5/22; 22 vs. Virginia, 1/8/22; 12 vs. Georgia Tech, 1/15/22)
More than 20: 22 by Armando Bacot vs. Virginia, 1/8/22
30: Rusty Clark vs. Maryland, 2/21/68
10 offensive: Kennedy MEEKS at Clemson, 1/3/17
More than 10 in a half: 14 (2nd half) by Armando Bacot vs. Virginia, 1/8/22
10 or more in both halves: 10 in both halves by Luke Maye at Boston College, 3/5/19
Three players in double-figures: *Armando Bacot (13), Walker Kessler (12), Day'Ron Sharpe (10) vs. Notre Dame, 3/10/21 in Greensboro
10 or more in 15 straight games: John Henson, 2011
UNC had 70 rebounds: 72 vs. Nicholls, 12/19/11
UNC had 30 offensive rebounds: 31 vs. Nicholls, 12/19/11
UNC had less than five offensive rebounds: 1 vs. Pitt, 2/14/16
UNC scored 30 second-chance points: 30 vs. Charleston, 11/25/20
UNC scored 35 or more second-chance points: 36 vs. Nicholls, 12/19/11
UNC scored one second-chance point: 1 at Georgia Tech, 1/29/19
UNC had a rebound margin of 30 or more: +31, 56-25 vs. Elon, 11/20/19
UNC had a rebound margin of 35 or more: +35, 58-23 vs. Boston College, 1/9/18

CAROLINA DOUBLE-DOUBLES

Points & rebounds/consecutive games by a point guard: Cole Anthony (34/11 vs. Notre Dame, 11/6/19; 20/10 at UNCW, 11/8/19)
First game in career: Day'Ron Sharpe (13 pts/10 reb) vs. Charleston, 11/25/20
In a half: Armando Bacot vs. Virginia, 1/8/22 (17/14 in 2nd half)
Both halves: Brice Johnson at Florida State, 1/4/16 (11/11 in 1st, 28/12 in 2nd)
Three in a game: *Armando Bacot (20 pts/13 reb), Walker Kessler (16 pts/12 reb), Day'Ron Sharpe (14 pts/10 reb) vs. Notre Dame, 3/10/21 in Greensboro
Four in a game: Larry Miller (29 pts/10 reb), Charlie Scott (18 pts/14 reb), Rusty Clark (13 pts/13 reb), Bill Bunting (10 pts/11 reb) vs. Clemson, 2/16/68 in Charlotte
Points & rebounds/in 7 consecutive games: Armando Bacot vs. Furman, Kentucky, App State, Boston College, Notre Dame, Virginia, Georgia Tech)
Points & rebounds/in more than 7 consecutive games: 9 by John Henson vs. Maryland, at Florida State, Duke, Miami, Clemson, Duke, LIU, Washington and Marquette, 2011
40 points/20 rebounds: Billy Cunningham (48/25) vs. Tulane, 12/10/64
35 points/10 rebounds: Garrison Brooks (35/11) vs. Georgia Tech, 1/4/20
30 points/20 rebounds: Brice Johnson (39/23) at Florida State, 1/4/16
30 points/15 rebounds: Luke Maye (30/15) at Duke, 2/20/19
30 points/10 rebounds: Garrison Brooks (35/11) vs. Georgia Tech, 1/4/20
25 points/20 rebounds: Armando Bacot (29/22) vs. Virginia, 1/8/22
20 points/10 rebounds/5 blocks: Armando Bacot at Charleston, 11/16/21 (24/12/6)
15 points/20 rebounds/5 assists: Luke Maye at Boston College, 3/5/19 (17/20/5)
15 points/10 rebounds/8 blocks: *Walker Kessler vs. Notre Dame, 3/10/21 in Greensboro (16 pts/12 reb/8 blocks)
30 points/10 rebounds/5 assists: Cole Anthony (34/11/5) vs. Notre Dame, Nov. 6, 2019
Points & rebounds with 7 or more assists: Armando Bacot vs. Miami, 1/25/20 (19/12/7)
Points & assists: Theo Pinson (12/11) vs. Miami, 2/27/18
Points & assists/consecutive games: ^Kendall Marshall (11/10) vs. Vermont, 3/16/12, and (18/11) vs. Creighton, 3/18/12, in Greensboro
Points & assists/3 consecutive games: Kendall Marshall (20/10) at Duke, 3/3/12; (13/12) vs. Maryland, 3/9/12*; and (12/10) vs. NC State, 3/10/12* in Atlanta

CAROLINA TRIPLE-DOUBLES

Pts, rebs, assists: Jason Capel (16/11/10 assists) vs. Buffalo, 12/17/00
Pts, rebs, blocks: Brendan Haywood (18/14/10 blk) vs. Miami, 12/4/00

CAROLINA ASSISTS

More than 10: ^Theo Pinson (11) vs. Texas A&M, 3/18/18 in Charlotte
10 or more/consecutive games: ^Kendall Marshall– 10 vs. Vermont, 3/16/12; 11 vs. Creighton, 3/18/12 in Greensboro, N.C.
10 or more/three consecutive games: Kendall Marshall– 10 at Duke, 3/3/12; 12 vs. Maryland, 3/9/12* in Atlanta; 10 vs. NC State, 3/10/12* in Atlanta
15 or more: 16 by Kendall Marshall at Maryland, 2/4/12
10 or more assists and no turnovers: Marcus Paige (10/0) vs. Georgia Tech, 2/21/15

UNC had 30 or more: 32 vs. Miami, 1/25/20

UNC had assists on 90 percent of its field goals: vs. East Tennessee State, 12/8/12 (30 assists on 31 field goals, 96.8 percent)

UNC had 5 or fewer: 5 at Maryland, 2/21/09

CAROLINA TURNOVERS

8 or more: 8 by Marcus Paige at Maryland, 3/6/13
UNC committed 15 or more/half: 15 (1st) at Georgia Tech, 2/16/10
UNC committed 20 or more and won: 20 vs. Duke, 3/6/21
UNC committed 20 and won on the road: at Miami, 1/5/21
UNC committed more than 20 and won on the road: 23 at NC State, 1/8/19
UNC committed 25 or more/game: 26 at Clemson, 1/13/10
UNC committed less than 5: 2 vs. Duke, 2/8/18 (tied school record)
UNC had twice as many turnovers than assists: 8 assists/17 turnovers at Clemson, 2/2/21
Opponent scored 0 points off UNC turnovers: Fairfield, 11/15/15 (10 UNC turnovers)
Opponent scored 1 point off UNC turnovers: Duke, 2/8/18 (two UNC turnovers)
Opponent scored less than five points off UNC turnovers: 2 by Furman, 12/14/21 (8 UNC turnovers)
Opponent scored 25 points off UNC turnovers: 28 at Syracuse, 3/1/21 (20 UNC turnovers)
Opponent scored 30 points off UNC turnovers: 31 by Texas (17 UNC turnovers), 11/22/18 in Las Vegas

CAROLINA BLOCKED SHOTS

8: *Walker Kessler vs. Notre Dame, 3/10/21 in Greensboro
10: Brendan Haywood vs. Miami (Fla.), 12/4/00
UNC blocked 10 shots: *12 vs. Notre Dame, 3/10/21 in Greensboro
UNC blocked 15 shots: 15 vs. Northern Kentucky, 12/27/13

CAROLINA STEALS

6: Marcus Paige at Georgia Tech, 3/3/15
8: ^Ty Lawson vs. Michigan State, 4/6/09 in Detroit
UNC had 15 or more: 16 vs. Tennessee Tech, 11/16/18
UNC had 20: 20 vs. UNC Asheville, 12/28/05

CAROLINA MISCELLANEOUS (UNC scores listed first)

Led UNC in points, rebounds, assists and blocks: Luke Maye vs. Tulane, 12/3/17 (22 points, 10 rebounds, 4 assists, 4 blocks)
Led UNC in points, rebounds, assists and steals: Garrison Brooks at Gonzaga, 12/18/19 (16 points, 6 rebounds, 3 assists, 2 steals)
Led UNC in points, rebounds, blocks and steals: Armando Bacot vs. Elon, 11/20/19 (24 points, 14 rebounds, 3 blocks, 2 steals)
Made game-winning shot w/0.00 on the clock: *Tyler Zeller vs. Miami, 3/11/11 in Greensboro (UNC won 61-59)
Made game-winning shot w/less than a second: ^Luke Maye (0.3) vs. Kentucky, 3/24/17 in Memphis
Made game-winning shot w/less than five seconds: Andrew Platek (3.6) at Miami, 1/5/21
Made winning shots w/under 10 seconds in consecutive wins: Leaky Black (9.1) vs. Notre Dame, 1/2/21; Andrew Platek (3.6) at Miami, 1/5/21
Made two free throws w/less than 10 seconds to win: Joel Berry II with 7.1 seconds to play to win, 69-68, at Notre Dame, 1/13/18
Hit a shot from beyond halfcourt: P.J. Hairston vs. Mississippi St, 11/19/12 in Maui
Played the entire game: Raymond Felton at Virginia, 1/11/03
Four players played at least 45 minutes: Garrison Brooks (48), Andrew Platek (48), Leaky Black (47) and Justin Pierce (46) at Virginia Tech, 1/22/20
Played 50 minutes: Jawad Williams (50) vs. Wake Forest, 12/20/03
UNC rallied from more than 15-point deficit to win: trailed Florida State by 16 (23-39) in the 1st half and won, 78-70, 2/27/21
UNC rallied from double-figure deficit at halftime to win: trailed Florida State by 12 (29-41) and won, 78-70, 2/27/21
UNC rallied from 10-point deficit in the 2nd half to win: trailed Florida State by 12 (29-41) early in the 2nd half and won, 78-70, 2/27/21
UNC rallied from double-figure deficit w/less 10:00 to play and win: trailed Louisville by 13 (50-63) with 8:25 to play and won, 72-71, 1/10/15
UNC rallied from double-figure deficit in the 2nd half to win consecutive games: trailed Miami 34-53 (-19) w/9:51 to play and won, 61-59, 3/11/11* in Greensboro; trailed Clemson 30-41 (-11) w/17:23 to play and won, 92-87, in overtime, 3/12/11* in Greensboro
UNC rallied from 20 points down to win: trailed Georgia Tech, 30-50 w/4:00 left in the 1st half and won, 82-75, 2/15/06
UNC rallied from 20 points down to take the lead: trailed Georgia Tech, 9-29, w/8:04 to play in first half and took the lead four times in second half, but lost 71-73, 1/16/10
Four-point play (team): Kerwin Walton (3FG), Day'Ron Sharpe (FT) at Miami, 1/5/21
Four-point play (individual): Kerwin Walton vs. Northeastern, 2/17/21
UNC did not score a fastbreak point: at Virginia Tech, 1/22/20
UNC scored 25 fastbreak points: 26 vs. Louisville, 2/20/21
UNC led by 20 or more at the half: (29) UNC 49, Boston College 20, 1/2/22
UNC led by 30 or more at the half: (33) UNC 56, NC State 23, 1/8/17
UNC led by 50: *vs. Notre Dame, 3/10/21 in Greensboro (led 101-51, won 101-59)
Committed 30 personal fouls: 33 at Louisville, 1/31/15

* ACC Tournament

^ NCAA Tournament



LAST TIME BY TAR HEEL FRESHMEN

Three starters: *Caleb Love, Day'Ron Sharpe and Kerwin Walton vs. Notre Dame, 3/10/21 in Greensboro
Four starters: *Raymond Felton, Rashad McCants, David Noel and Byron Sanders vs. Duke, 3/15/03 in Greensboro
20 Points/Half: 20 (2nd) by Cole Anthony vs. Boston College, 2/1/20
20 Points/Three Consecutive Games: Cole Anthony– 34 vs. Notre Dame, 11/6/19; 20 at UNCW, 11/8/19; 28 vs. Gardner-Webb, 11/15/19
20 Points/Non-Starter: 20 by Walker Kessler vs. Florida State, 2/27/21
More than 20 Points/Non-Starter: 21 by Day'Ron Sharpe vs. Louisville, 2/20/21
20 Points/Two Freshmen: Coby White (27), Nassir Little (23) vs. Virginia Tech, 1/21/19
25 Points: Caleb Love at Duke, 2/6/21
More Than 25 Points: 28 by Cole Anthony vs. Wake Forest, 3/3/20
25 Points/Consecutive Games: Cole Anthony– 25 at Syracuse, 2/29/20, and 28 vs. Wake Forest, 3/3/20
30 Points in College Debut: 34 by Cole Anthony vs. Notre Dame, 11/6/19 (ACC record)
30 Points: 34 by Cole Anthony vs. Notre Dame, 11/6/19
40 Points: *40 by Harrison Barnes vs. Clemson, 3/12/11 in Greensboro
70 Combined Points/All Freshmen: *70 by Walker Kessler (16), Caleb Love (15), RJ Davis (14), Day'Ron Sharpe (14), Anthony Harris (8) and Kerwin Walton (3) vs. Notre Dame, 3/10/21 in Greensboro
50 Combined Points/Two Freshmen: Coby White (27) and Nassir Little (23) vs. Virginia Tech, 1/21/19
Only Four Tar Heels in Double Figures: Walker Kessler (20), Kerwin Walton (13), RJ Davis (10), Caleb Love (10) vs. Florida State, 2/27/21
Four in Double Figures: *Walker Kessler (16), Caleb Love (15), RJ Davis (14) and Day'Ron Sharpe (14) vs. Notre Dame, 3/10/21 in Greensboro
Led UNC in Points, Rebounds, Assists: Cole Anthony (16/8/3) at FSU, 2/3/20
Led UNC in Points, Rebounds, Blocks: Walker Kessler (20/8/4) vs. FSU, 2/27/21
Led UNC in Points, Rebounds, Assists, Steals: Cole Anthony (34/11/5/1) vs. Notre Dame, 11/6/19
Led UNC in Points, Rebounds, Blocks, Steals: Armando Bacot vs. Elon (22/14/3/2), 11/20/19
12 Field Goals: Cole Anthony vs. Notre Dame, 11/6/19
13 Field Goals: Tyler Hansbrough vs. Georgia Tech, 2/15/06
14 Field Goals: Antawn Jamison at Maryland, 1/6/96
15 Field Goals: ^J.R. Reid vs. Notre Dame, 3/19/87 in East Rutherford, N.J.
Made 5 or More Three-Pointers in Consecutive Games: Coby White– 6 vs. Syracuse, 2/26/19; 6 at Clemson, 3/2/19
7 Three-Pointers: Cole Anthony at Syracuse, 2/29/20
8 Three-Pointers: Raymond Felton at NC State, 1/26/03
10 or More Free Throws: 14 by Cole Anthony vs. Boston College, 2/1/20
14 Free Throws: Cole Anthony vs. Boston College, 2/1/20
15 Free Throws: *Phil Ford vs. Clemson, 3/7/75 in Greensboro
100% Free Throws (more than 10 attempts): 14x14 by Cole Anthony vs. Boston College, 2/1/20
10 or More Rebounds by a Guard: 11 by Cole Anthony vs. Duke, 2/8/20
10 or More Rebounds by a Guard, Consecutive Games: Cole Anthony– 11 vs. Notre Dame, Nov. 6, 2019; 10 at UNCW, 11/8/19
10 or More Rebounds, Three Consecutive Games: Armando Bacot– 12 vs. Miami, 1/25/20; 11 at NC State, 1/27/20; 10 vs. Boston College, 2/1/20
More than 15 Rebounds: 16 by Day'Ron Sharpe at Miami, 1/5/21
20 Rebounds: by Antawn Jamison at Virginia, 1/17/96
10 Assists: *by Marcus Paige vs. Florida State, 3/15/13 in Greensboro
More Than 10 Assists: ^14 by Kendall Marshall vs. Washington, 3/20/11 in Charlotte
15 or More Assists: 16 by Kendall Marshall vs. Florida State, 2/6/11
Points/Rebounds Double-Double Three Consecutive Games: Armando Bacot – 19/12 vs. Miami, 1/25/20; 11/11 at NC State, 1/27/20; 11/10 vs. Boston College, 2/1/20
Points/Rebounds Double-Double in Consecutive Games by a Guard: Cole Anthony– 34/11 vs. Notre Dame, 11/6/19; 20/10 at UNCW, 11/8/19 (first time a UNC freshman had consecutive 20/10 games)
20 Points/10 Rebounds/5 Blocks: by Armando Bacot (23/12/5) vs. Oregon, 11/29/19 in The Bahamas
15 Points/10 Rebounds/8 Blocks: *Walker Kessler vs. Notre Dame, 3/10/21 in Greensboro (16/12/8)
25 Points/7 Assists: 25/7 by Caleb Love at Duke, 2/6/21
25 Points/10 Rebounds: 25/10 by Day'Ron Sharpe vs. Notre Dame, 1/2/21
30 Points/10 Rebounds: 34/11 by Cole Anthony vs. Notre Dame, 11/6/19
40 Points/10 Rebounds: 40/10 by Tyler Hansbrough vs. Georgia Tech, 2/15/06
Points/Assists Double-Double: ^13 points/14 assists by Kendall Marshall vs. Washington, 3/20/11 in Charlotte
Double-Double in Points & Rebounds with 7 or More Assists: Armando Bacot (19/12/7) vs. Miami, 1/25/20
8 Blocked Shots: *Walker Kessler vs. Notre Dame, 3/10/21 in Greensboro
5 Steals: ^Marcus Paige vs. Kansas, 3/24/13 in Kansas City, Mo.
More than 5 Steals: 8 by Tyler Hansbrough vs. UNC Asheville, 12/28/05

* ACC Tournament, ^ NCAA Tournament, ~ NIT

OPPONENTS SCORING

40: 47 by Malik Monk, Kentucky, 12/17/16 in Las Vegas
30: *31 by Zion Williamson, Duke, 3/15/19 in Charlotte
30/consecutive games: Xavier Rathan-Mayes, Florida State (35 at UNC, 1/24/15, and 30 in Tallahassee, 1/4/16)
30/twice in a season: Nolan Smith, Duke (34 at Duke, 2/9/11; 30 at UNC, 3/5/11)
20/three times in one season: Luke Kennard, Duke (20, 28 and 20), 2017
One player with 30, one with 25: 33 by RJ Barrett, 27 by Cam Reddish at Duke, 2/20/19
Two players with 25: 27 by Isaiah Mucius & Daivien Williamson, Wake Forest, 1/20/21
Two players combine for 50: ^29 by Brad Davison, 21 by D'Mitrik Trice, Wisconsin, 3/19/21 in West Lafayette, Ind.
Three players with 20: Sasha Stefanovic (23), Jaden Ivy (22), Trevion Williams (20), Purdue, 11/20/21 in Uncasville, Conn.
Four players with 20: Damion James (25), Dexter Pittman (23), J'Covan Brown (21) and Avery Bradley (20), Texas, 12/19/09 in Arlington, Texas
25/half: 27 in first half by Malik Monk, Kentucky, 12/17/16 in Las Vegas
20/1st half: 21 by Tyson Walker, Northeastern, 2/17/21
20/2nd half: 23 by Tyus Battle, Syracuse, 2/26/19
20 or more after halftime: 22 by Tre Jones, Duke (2/8/20) 13 in 2nd half, 9 in OT
20/both halves: 27 and 20 by Malik Monk, Kentucky, 12/17/16 in Las Vegas
Non-starter scored 30: 33 by Brent Arrington, Miss. Valley St., 11/20/11
Non-starter scored 25: 29 by Allerik Freeman, NC State, 1/27/18
Non-starter scored 20: 20 by Trevion Williams, Purdue, 11/20/21 in Uncasville, Conn.
Scored 15 straight points for his team: Tre Jones, Duke, 2/8/20
No players in double figures: at Evansville, 12/8/10
One player in double figures: 19 by Doc Battle, UNC Asheville, 11/23/21
No starter in double figures: at Wake Forest, 2/16/19
Only four players scored: *Duke in Brooklyn, 3/9/18
Bench scored zero: Pittsburgh, 1/8/20
Six players in double figures: ^Auburn, 3/29/19 in Kansas City, Mo.
Seven players in double figures: Wake Forest, 12/20/03 (3 OT)
Scored 100: 103 by Kentucky, 12/17/16 in Las Vegas
Scored less than 50: 41 by Virginia, 2/18/17
Scored less than 60 in a win: 56 at Virginia, 12/8/19
Scored 60/half: 61, 2nd by East Carolina, 12/15/12
Scored less than 15/half: 14 by UNCG (1st half), 12/7/13
Scored less than 20/half: 19 (2nd half) by Virginia, 2/18/17
Scored less than 25/both halves: 22 and 19 by Virginia, 2/18/17
Scored 50 in a half in a UNC win: 50, 1st half by Brown, 11/12/21
Scored less than 25 in a half in a win over UNC: 23 (2nd) at Pittsburgh, 1/18/20
Scored less than 30/both halves in a win over UNC: 27 and 26 at Virginia, 2/27/17

OPPONENTS FIELD GOAL SHOOTING

Player made 10: 12 by Sahvir Wheeler, Kentucky, 12/18/21 in Las Vegas
Player made 13: *13 by Zion Williamson, Duke, 3/15/19 in Charlotte
Two players made 10: 11 by RJ Barrett, 10 by Cam Reddish at Duke, 2/20/19
Player missed every shot (min. 10): Brandon Childress at Wake Forest, 2/16/19 (0x12)
Made 15 or fewer: 15 by Virginia, 2/18/17
Made less than 20 in a win: 19 at Virginia, 2/13/21
Two players attempted 20: 27 by RJ Barrett, 23 by Cam Reddish, Duke, 3/9/19
Player attempted 25: 25 by Tre Jones, Duke, 2/8/20
Player attempted more than 25: 27 by RJ Barrett, Duke, 3/9/19
Made its first seven attempts to begin a game: Louisville, 1/12/19
Made its first eight attempts to begin a game: Michigan, 11/29/17
Made 10 consecutive: Duke, 2/8/18
Made 15 consecutive: Clemson, 1/16/18
Missed 10 or more attempts to begin a game: 11 by Charleston, 11/25/20
Missed 10 attempts to begin a half: 10 by UNLV 2nd half, 11/30/20 in Asheville
Missed 13 consecutive attempts: *Notre Dame 2nd half, 3/10/21 in Greensboro
Missed 15 consecutive attempts: at Pittsburgh, 1/5/19
50 percent/both halves: 50.0 (17x34) and 54.5 (12x22) by Marquette, 2/24/21
50 percent/both halves and lost: 50.0 (17x34) and 50.0 (20x40) by NC State, 2/5/19
Better than 55 percent/game and lost: 55.6 (30x54) by Pitt, 1/31/17
60 percent/half: 66.7 2nd half (24x36), Kentucky, 12/18/21 in Las Vegas
60 percent/half in a UNC win: 60.0 first half (21x35) by Brown, 11/12/21
60 percent/both halves: 61.3 (19x31) & 69.2 (18x26) at Pitt, 2/14/15
60 percent/game: 64.9 (37x57) at Pitt, 2/14/15
70 percent/half: 72.0 (18x25) 2nd half at Gonzaga, 12/18/19
70 percent/game: *71.7 (33x46) by Duke, 2/29/80, in Greensboro
75 percent/half: 76.5 (13x17) 2nd half at NC State, 2/3/07
Under 20 percent/half: 16.7 (6x36) 1st half at Boston College, 1/2/22
Under 25 percent/half and won: 22.7 (5x22) 2nd half at Pittsburgh, 1/18/20
Under 30 percent/both halves: 27.3 (9x33) & 25.7 (9x35) UNC Asheville, 11/23/21
Under 30 percent/game: 26.5 (18x68) UNC Asheville, 11/23/21
Under 35 percent/game and won: 34.5 (10x29) 1st half by Clemson, 1/11/20
Under 40 percent/game and won: 39.6 (19x48) at Virginia, 2/13/21
Under 40 percent/both halves and won: 34.5 (10x29) & 34.8 (8x23) at Virginia Tech, 1/22/20
Under 30 percent in first half and better than 60 percent in second half: 25.0 (10x40) and 65.4 (17x26) by NC State, 2/1/14
50 percent in first half and under 20 percent in second half: 57.1 (16x28) 1st half and 16.1 (5x31) 2nd half at Elon, 11/9/18

OPPONENTS THREE-POINTERS

7: Isaiah Mucius, Wake Forest, 1/20/21
8: Malik Monk, Kentucky, 12/17/16 in Las Vegas
10: Kyle McAlarney, Notre Dame, 11/26/08 in Maui
Player made 7 of 7: Allerik Freeman, NC State, 1/27/18 (7x7)
Player made every att. (min. 5): John Mooney, Notre Dame, 2/12/18 (6x6)
Two players made at least 5: see below at Iowa, 12/8/20
Three players made at least 5: 7 by Jordan Bohannon, 5 by CJ Fredick, 5 by Joe Wieskamp at Iowa, 12/8/20
5 in a half: by Buddy Boeheim at Syracuse, 3/1/21
Player attempted 15 3FGs: 16 by Jordan Bohannon at Iowa, 12/8/20
Eight different players made a 3FG: ^Auburn, 3/29/19 in Kansas City, Mo.
Nine different players made a 3FG: Michigan, 11/29/17
Did not make a three-pointer: 0 by Jacksonville (in 5 attempts), 11/27/90 (1,108 consecutive games with at least one three-pointer through Georgia Tech)
Made 10 or more: 17 at Iowa, 12/8/20
Made 10 or more/half: 11, first half at Iowa, 12/8/20 (22 attempts)
Opponents made 15 or more/consecutive games: 15 by NC State, 1/27/18, and 15 at Clemson, 1/30/18
Attempted 40 or more: 43 at Iowa, 12/8/20
Shot 60 percent (min. 10 att.): 62.5 (10x16) at Duke, 2/18/15
Shot 65 percent (min. 10 att.): 66.7 (8x12) at Illinois, 11/30/10
Shot less than 10 percent (min. 10 att.): 6.3 (1x16) by Louisville, 2/20/21
Made 10 or more and lost: 10 by Furman, 12/14/21
Made 13 and lost: 13 by Wake Forest, 1/20/21
Made 15 and lost: ^15 by Iowa, 3/22/19 in Columbus, Ohio
Made less than five and won: 4 by Duke, 2/8/20
Made more three-pointers than two-pointers: at Virginia, 2/13/21 (10 threes, 9 twos)
Attempted more three-pointers than two-pointers: at Notre Dame, 1/5/22 (31 threes, 30 twos)

OPPONENTS FREE THROWS

Made 15: *Jerian Grant, Notre Dame, 3/14/15 in Greensboro
Made more than 15: 17 by Zabian Dowdell, Virginia Tech, 2/13/07
Attempted 15: 16 by Trey McGowens at Pitt, 1/5/19
Made 10x10: Tre Jones at Duke, 3/7/20
Made better than 10x10: ^12x12 by Tyler Dorsey, Oregon, 4/1/17 in Phoenix
Shot 100 percent (min. 10): 100.0 (10x10) by Wake Forest, 2/15/11
Shot 100 percent (min. 30): 100.0 (32x32) at Wake Forest, 1/15/05
Shot at least 90 percent, 20 or more attempts: 96.3 (26x27) at Florida State, 1/16/21
Shot at least 85 percent, 30 or more attempts: 87.9 (29x33) at Duke, 3/7/20
Under 30 percent: 27.3 (3x11) by NC State, 1/8/17
Under 40 percent: 30.8 (4x13) by Louisville, 2/22/17
Under 50 percent and won: ^47.1 (8x17) by Auburn, 3/29/19 in Kansas City, Mo.
Made 30 or more: *33 by Duke, 3/10/17 in Brooklyn
Made fewer than five: 2 by Virginia, 1/8/22
Attempted 40 or more: 44 at Louisville, 1/31/15 (made 27)
Attempted fewer than five: 4 by Virginia, 1/8/22
Missed 20 or more: *20 (21x41) by Pitt, 3/14/14 in Greensboro
Only one player attempted: Jordan Taylor, Wisconsin (3x6), 11/30/11
Made more free throws than field goals: at Florida State, 1/16/21 (24 FG, 26 FT)
Made five or fewer and won: 4 by Tennessee, 11/21/21 in Uncasville, Conn.
Did not attempt a FT in a half: 1st half at Notre Dame, 1/5/22

OPPONENTS REBOUNDS

10 by a guard: Jaden Ivy, Purdue, 11/20/21 in Uncasville, Conn.
15 or more: 15 by Bourama Sidibe at Syracuse, 2/29/20
17: Kerry Blackshear, Virginia Tech, 1/21/19
19: John Mooney, Notre Dame, 1/15/19
20 or more: *21 by Talib Zanna, Pitt, 3/14/14 in Greensboro
10 offensive: 10 by Kerry Blackshear, Virginia Tech, 1/21/19
Two players with 15 or more: 15 by Damion James and 15 by Dexter Pittman, Texas, 12/19/09 in Arlington, Texas
Three players in double-figures: ^Joey Lynch-Flohr (11), Artsiom Parakhouski (10) and Eric Hall (10), Radford, 3/19/09 in Greensboro
Team had 50 rebounds: ^50 by Texas A&M, 3/18/18 in Charlotte
Team had 60 rebounds: 60 by Texas, 12/19/09 in Arlington, Texas
Team had less than 20 rebounds: ^15 by Notre Dame, 3/27/16 in Philadelphia
Team had 25 offensive rebounds: 29 by Butler, 11/26/14 in the Bahamas
Scored 20 second-chance points: 21 at Iowa, 12/8/20
Team had one offensive rebound: 1 at Notre Dame, 1/5/22
Scored zero second-chance points: Furman, 12/14/21
Outrebounded UNC by 15 or more: 18 (26-44) by Kentucky, 12/18/21 in Las Vegas
Had more offensive rebounds than UNC had defensive: Butler in The Bahamas, 11/26/14 (Butler 29 offensive, UNC 26 defensive)

OPPONENTS DOUBLE-DOUBLES

20 points/15 rebounds: 21/15 by Marvin Bagley III at Duke, 3/3/18
30 points/10 rebounds: *31/11 by Zion Williamson Duke, 3/15/19 in Charlotte
Points & rebounds w/5 or more assists: 22/10/6 by Jaden Ivy, Purdue, 11/20/21 in Uncasville, Conn.
Pts/Reb w/7 or more assists: 17/10/7 by Dwayne Sutton, Louisville, 1/12/19
Pts/Reb w/5 or more blocks: 23/11/5 by Quincy Guerrier, Syracuse, 1/12/21
Three players: Lorenzo Brown (12 pts/12 assists), Richard Howell (13 pts/17 reb) and TJ Warren (10 pts, 10 reb), NC State, 2/23/13
Player had three in one season: Marvin Bagley III, Duke, 2018

OPPONENTS TRIPLE DOUBLE

Greivis Vasquez at Maryland, 2/21/09 (35 pts/11 reb/10 assists) (first in ACC game)

OPPONENTS ASSISTS

11: by Tre Jones at Duke, 3/7/20
12: by Melo Trimble, Maryland, 12/1/15
13: *by Luke Loucks, Florida State, 3/11/12 in Atlanta
15 or more: 17 by Kenny Anderson at Georgia Tech, 2/1/90
10 or more assists and no turnovers: Cameron Wright (10 assists) at Pitt, 2/14/15
Team with 30 or more: 30 at Pitt, 2/14/15
Team with 5 or fewer: 5 by Oklahoma State, 11/22/16 in Maui
Assists on 80% of its field goals: 84.2% at Virginia, 2/13/21 (16 assists on 19 FGs)

OPPONENTS TURNOVERS

Player had 7: *Frank Howard, Syracuse, 3/7/18 in Brooklyn
Player had 8: Ky Bowman at Boston College, 1/21/17
Player had 10: Evan Turner, Ohio State, 11/19/09 in New York, N.Y.
20 or more and won: 24 by Michigan State, 11/26/17 in Portland, Ore.
Team committed 25: UNCW, 12/5/18
Team committed 30 or more: 32 by South Carolina State, 11/20/07
Team committed less than 5: *4 by Virginia, 3/10/18 in Brooklyn
UNC scored 0 points off oppt. turnovers: at Notre Dame, 2/6/16 (2 turnovers)
UNC scored less than five points off oppt. turnovers: ^4 vs. Wisconsin, 3/19/21 in West Lafayette, Ind. (7 turnovers)
UNC scored 30 points off oppt. turnovers: 30 at Duke, 2/6/21 (15 turnovers)
UNC scored more than 30 points off oppt. turnovers: 32 at Wake Forest, 2/16/19 (20 turnovers)
UNC scored 35 points off oppt. turnovers: 37 vs. NC State, 1/8/17 (26 turnovers)

OPPONENTS BLOCKS

More than 5: 7 by Manny Bates, NC State, 1/23/21
Team blocked 10 or more shots: 10 at Florida State, 2/3/20

OPPONENTS STEALS

5 or more: 5 by Braxton Beverly, NC State, 1/23/21
8: Ashton Hagans, Kentucky, 12/22/18 in Chicago
Team had 15 or more: 15 at Syracuse, 3/1/21
Team had 20 or more: 20 at Clemson, 1/17/07

OPPONENTS MISCELLANEOUS (UNC scores listed first)

Led the team in scoring, rebounds, assists: Jordan Usher, Georgia Tech, 1/15/22 (22/7/3)
Led the team in scoring, rebounds, assists, blocks, steals: Aamir Simms, Clemson, 1/11/20 (20 points, 8 rebounds, 6 assists, 4 blocks, 3 steals)
Four-point play: DJ Steward, Duke, 3/6/21
Hit a game-winning shot with no time left: Wendell Moore, Duke, 2/8/20 (in OT)
Hit a game-winning shot less than a second left: Matt Coleman III, Texas, 12/2/20 in Asheville (0.1 second to play)
Hit a game-winning shot less than five seconds left: Nate Laszewski at Notre Dame, 2/17/20 (3FG with 2.4 seconds to play)
Hit a game-tying shot with no time left in regulation: Tre Jones, Duke, 2/8/20
Hit a shot from other side of halfcourt: Louis Dabney, Tulane, 12/16/15, to end first half
Made winning free throws with less than 30 seconds to play: Boston College's Jared Hamilton made two of three FTs with 17 seconds to play, BC won 70-71, 2/1/20
Trailed at the half and won: Duke, 2/8/20 (Duke trailed 44-35, won 96-98 in OT)
Trailed by 10 or more at half and won: Clemson, 1/11/20 (Clemson trailed 39-29, won 76-79 in OT)
Trailed by 10 or more with less than four minutes to play and won: Duke, 2/8/20 (Duke trailed 77-64 with 3:55 to play, won 96-98 in OT)
Trailed by 10 or more with less than two minutes to play and won: Clemson, 1/11/20 (Clemson trailed 68-58 with 1:56 to play, won 76-79 in overtime)
Trailed by 15 and won: at Notre Dame, 2/17/20 (ND trailed 64-49, won 76-77)
Trailed by more than 15 and won: 16 at Northern Iowa (UNI trailed 50-34, won 67-71)
Trailed by 20 or more and won: 24 at Florida State, 1/22/04 (FSU trailed 42-18 in first half, won 81-90 in overtime)
Trailed by 20 and took the lead: at Virginia Tech, 1/24/16 (UNC led 36-16; VT took a 59-61 lead but UNC won 75-70)
Led Carolina by 20 or more at halftime: *21 by Syracuse (22-43), 3/10/20 in Greensboro
Led Carolina by 20 or more at halftime in Chapel Hill: 20 by Georgia Tech (27-47), 1/4/20
Led Carolina by 25 or more at halftime: 27 at Duke (26-53), 3/6/10
Led Carolina by 35 or more: 35 by Kentucky (63-98), 12/18/21 in Las Vegas
Led Carolina by more than 35: 36 at Duke (37-73), 3/6/10
Scored more than 15 straight: 17-0 run at Louisville, 2/22/20
Scored 19 straight: 19-0 run by Michigan, 11/28/19 in The Bahamas
Scored first 10 points: UNLV led 0-13, 11/30/20 in Asheville (UNC won, 78-51)
Scored first 14 points: *Miami led 0-14 in Brooklyn, 3/8/18 (UNC won, 82-65)
Outscored UNC by more than 20 in a half: *Syracuse, 3/10/20 (22-43, first half)
Outscored UNC by more than 20 in a half in Chapel Hill: Ohio State, 12/4/19 (22-45, second half)
Zero fastbreak points: UNC Asheville, 11/23/21
Committed 30 fouls: Kentucky, 12/19/20 in Cleveland

NOVEMBER '21 SIGNEES



- Hubert Davis's first recruiting class includes Tyler Nickel of Massanutten, Va., Will Shaver of Birmingham, Ala., Seth Trimble of Menomonee Falls, Wis., and Jalen Washington of Gary, Ind.

- "The young men we want to sign have to be able to shoot and be versatile guys who can play multiple positions," says Davis. "We were specifically looking in this class for a point guard, a shooter with size and two big men who are versatile on both ends of the floor, and we were able to get all of that with these four players."



Tyler Nickel plays for Coach Carey Keyes at East Rockingham High School in Elkton, Va. "We knew we had to improve our shooting, and Tyler's not only a great shooter but a tremendous all-around player at his size," says Davis. "He's a wing that is outstanding defensively and competes hard on both ends of the floor. He is built to play on the biggest stage. He desperately wants to be on the floor against the best players and teams in the country. His relentless work ethic and skill give him a chance to be one of the best wings ever to play at UNC. I'll never have to coach effort or motivate Tyler to play hard on every possession because the passion to play is built into his character."



Will Shaver played three years at Oak Mountain High School before being home schooled in the fall 2021. "Will is a versatile big," says Davis. "He can consistently score in the post with either hand and can shoot it well from three. He is effective in pick and roll and pick and pop situations, and he loves to pass. He's a really good passer out of the post, so when teams have to double team him, because he can score, he has the ability to find open shooters all over the floor. He holds a special place for me because he was the first 2022 kid to commit. And he's from Alabama and we've had a couple of players from there in Pete Chilcutt and Garrison

Brooks, who were pretty good players for us."



Seth Trimble, the younger brother of J.P. Tokoto, who played for the Tar Heels from 2012-15, plays for Coach Jason Hallenbeck at Menomonee Falls High School. "Seth is the fastest point guard in the country with the ball," says Davis. "He's the most athletic point guard, combo guard in the country. As good as he is, his ceiling is ridiculous. He's the best on-the-ball defender I saw as we evaluated the class of 2022. Seth can pick up full court and create havoc on the defensive end and with his athleticism and speed he is almost impossible to stop at driving the ball into the paint. He is a true point guard in that he loves to get people involved."



Jalen Washington attends West Side High School and is coached by Ricky Carter. "Jalen is the best shooting big in the country in this class," says Davis. "His touch from 12-15 feet in the mid-post is outstanding. I can't remember a guy who will be coming into college who is that skilled. He is athletic, has great size and is a good passer. I've talked about wanting versatile bigs who can score in the post and are excellent offensive rebounders, and he can also defend guards on the perimeter. That's what I want and we got the best one."

SINGLE-GAME UNC RECORDS



TEAM, SINGLE GAME

MOST POINTS SCORED: 129 vs. VMI, 12/17/1994 (129-89); 129 vs. Manhattan, 12/27/1985 (129-45) in Miami

LARGEST WIN: 84 vs. Manhattan, 12/27/1985 (129-45) in Miami

LARGEST WIN, ACC GAME: 51 vs. NC State, 1/8/2017 (107-56)

LARGEST WIN, ACC ROAD GAME: 38 at Wake Forest, 2/16/2019 (95-57)

MOST POINTS IN A LOSS: 114 vs. Wake Forest, 12/20/2003 (114-119, 3 OT)

LARGEST LOSS: 43 at Lynchburg Elks, 2/20/1915 (20-63)

LARGEST LOSS, ACC GAME: 40 at Maryland, 2/22/2003 (56-96)

FEWEST POINTS: 8 at NC State, 2/18/1926 (8-17)

FEWEST POINTS, ACC GAME: *20 vs. Duke, 3/4/1966 (20-21) in Raleigh

FEWEST POINTS IN SHOT CLOCK ERA (1985-86 to present): 43 at Virginia, 2/27/2017 (43-53)

MOST POINTS IN A HALF: 77 vs. VMI, 12/17/1994 (1st half: UNC led 77-42)

FEWEST POINTS IN A HALF: 0 at Duke, 2/24/1979 (1st half: Duke led 7-0)

LARGEST HALFTIME LEAD: 47 vs. Florida Atlantic, 12/19/2006 (UNC led 65-18)

MOST POINTS, BOTH TEAMS: 233 vs. Wake Forest, 12/20/2003 (114-119, 3 OT)

FEWEST POINTS, BOTH TEAMS: 24 vs. Elon, 1/11/1915 (15-9)

FEWEST POINTS, BOTH TEAMS IN SHOT CLOCK ERA: 89 at NC State, 2/12/1997 (45-44)

MOST FIELD GOALS: 57 vs. Manhattan, 12/27/1985 (57 of 78) in Miami

MOST COMBINED FIELD GOALS: 90 vs. Wake Forest, 12/20/2003 (UNC 44, Wake Forest 46)

FEWEST FIELD GOALS, ACC GAME: *7 vs. Duke, 3/4/1966 (7 of 15) in Raleigh

MOST FIELD GOAL ATTEMPTS: 102 vs. Clemson, 12/4/1954 (38 of 102)

HIGHEST FIELD GOAL PERCENTAGE: ^.790 vs. Loyola Marymount, 3/19/1988 (49 of 62) in Salt Lake City

HIGHEST FIELD GOAL PERCENTAGE, ACC GAME: .767 at Virginia, 1/7/1978 (33 of 43)

HIGHEST FIELD GOAL PERCENTAGE IN A HALF: .941 at Virginia, 1/7/1978 (16 of 17, 2nd half) (*NCAA record*)

HIGHEST FIELD GOAL PERCENTAGE IN A LOSS: ^.653 vs. Syracuse, 3/20/1975 (lost 76-78) in Philadelphia

HIGHEST FIELD GOAL PERCENTAGE IN A HOME LOSS: .548 vs. Miami (Ohio), 2/21/1973 (lost 92-102)

LOWEST FIELD GOAL PERCENTAGE: .245 vs. Oregon State, 12/30/1953 (12 of 49) in Raleigh

LOWEST FIELD GOAL PERCENTAGE IN A HALF SINCE 1980: .200 at Georgia Tech, 1/16/2011 (5 of 25, 2nd half)

LOWEST FIELD GOAL PERCENTAGE IN A WIN: .303 at William & Mary, 1/8/1957 (won 71-61)

MOST THREE-POINTERS: 17 vs. Florida State, 1/25/1995 (17 of 25)

FEWEST THREE-POINTERS: 0 five times, latest vs. Princeton, 12/13/1997 (0 for 4)

MOST COMBINED THREE-POINT FIELD GOALS MADE: 31 vs. Kentucky, 12/27/1989 (UNC 10, Kentucky 21) in Louisville

MOST THREE-POINT ATTEMPTS: 35 vs. Davidson, 1/8/2003 (13 of 35)

FEWEST THREE-POINT ATTEMPTS: 1 vs. Fordham, 1/6/1988 (0 for 1) in Greensboro

HIGHEST THREE-POINT PERCENTAGE (min. 10 three-pointers made): .800 at Duke, 3/5/1983 (12 of 15)

HIGHEST THREE-POINT PERCENTAGE (min. 10 three-point attempts) .800 at Duke, 3/5/1983 (12 of 15)

HIGHEST THREE-POINT PERCENTAGE (min. 20 three-point attempts) .727 vs. Western Carolina, 12/6/2017 (16 of 22)

LOWEST THREE-POINT PERCENTAGE (min. 10 three-point attempts): .056 vs. Michigan State, 11/26/2017 (1 of 18) in Portland, Ore.

HIGHEST PERCENTAGE OF MADE UNC FIELD GOALS FROM THREE: .667 at Georgia Tech, 2/2/2002 (14 of 21 of FGM from three-point range)

HIGHEST PERCENTAGE OF UNC FIELD GOAL ATTEMPTS FROM THREE: .608 vs. Clemson, 1/16/2018 (31 of 51 FGA from three-point range)

MOST FREE THROWS MADE: 43 vs. South Carolina, Dec. 5, 1959 (43 of 53); 43 at NC State, 1/15/1957 (43 of 51) (*both tie ACC record*)

MOST COMBINED FREE THROWS: 69 vs. Georgia Tech, 2/14/1970 (UNC 29, Georgia Tech 40) in Charlotte; 69 vs. NC State, 1/19/1954 (UNC 31, NC State 38)

MOST FREE THROW ATTEMPTS: 59 vs. Clemson, 1/28/1998 (41 of 59); 59 at Clemson, Jan. 14, 1956 (33 of 59) (*both tie ACC record*)

FEWEST FREE THROWS MADE: 2 six times, latest vs. Michigan, 12/1/21 (2 of 3)

FEWEST FREE THROW ATTEMPTS: 3 vs. Michigan, 12/1/21 (2 of 3)

MOST FREE THROWS MISSED: 26 vs. Belmont, 11/17/2013 (made 22 of 48); 26 at Clemson, 1/14/1956 (made 33 of 59)

HIGHEST FREE THROW PERCENTAGE (min. 10 attempts): 1.000 vs. Duke, 3/7/2015 (13 of 13); 1.000 at LSU, 2/10/1985 (13 of 13)

HIGHEST FREE THROW PERCENTAGE (min. 20 attempts): .964 vs. Niagara, 12/30/1978 (27 of 28) in Rochester, N.Y.

HIGHEST FREE THROW PERCENTAGE (min. 30 attempts): .919 vs. Syracuse, 2/26/2019 (34 of 37)

LOWEST FREE THROW PERCENTAGE (min. 10 attempts): .167 vs. Duke, 1/17/1990 (2 of 12)

MOST REBOUNDS: 78 vs. Furman, 12/4/1956

MOST REBOUNDS, ACC GAME: 74 vs. Clemson, 2/16/1968 in Charlotte

MOST OFFENSIVE REBOUNDS (since 1986-87): 32 at Pittsburgh, 12/20/1993

MOST DEFENSIVE REBOUNDS (since 1986-87): ^47 vs. Loyola Marymount, 3/19/1988 in Salt Lake City

FEWEST OFFENSIVE REBOUNDS (since 1986-87): 1 vs. Pittsburgh, 2/14/2016

FEWEST REBOUNDS: 10 at Duke, 2/24/1979

MOST ASSISTS: 41 vs. Manhattan, 12/27/1985 in Miami, Fla. (*ties NCAA record*); 41 vs. Rice, 12/2/1971

MOST ASSISTS, ACC GAME: 34 vs. Virginia, 2/6/1968; 33 vs. Virginia, 2/23/1974 (assists became an official stat in 1968-69)

MOST TURNOVERS: 39 at Indiana, 12/12/1964

MOST TURNOVERS, ACC GAME: 34 at NC State, 2/15/1966

FEWEST TURNOVERS: 2 vs. Duke, 2/8/2018

MOST BLOCKED SHOTS: 18 vs. Stanford, 12/20/1985 (*ties ACC record*)

MOST BLOCKED SHOTS, ACC GAME: 15 at Duke, 3/8/2008

MOST STEALS: 23 at Tulane, 2/14/1976

MOST STEALS, ACC GAME: 21 vs. Clemson, 1/5/1977 in Greensboro

MOST PERSONAL FOULS: 38 vs. NC State, 1/19/1954

FEWEST PERSONAL FOULS: 5 vs. Princeton, 12/22/1996

MOST OVERTIMES: 4 at Tulane, 2/14/1976 (W, 113-106) (*ties ACC record*)

LARGEST COMEBACK BY UNC: 22 vs. Wake Forest, 2/8/1992

LARGEST SECOND-HALF COMEBACK BY UNC: 21 vs. Florida State, 1/27/1993

LARGEST COMEBACK BY UNC WITH UNDER A MINUTE TO PLAY: 9 against James Madison, 11/24/1989, in Lahaina, Maui

LARGEST COMEBACK BY OPPONENTS: 24 by Florida State, 1/22/2004

LARGEST SECOND-HALF COMEBACK BY OPPONENTS: 22 by Maryland, 1/8/1997

INDIVIDUALS, SINGLE GAME

POINTS: 49 by Bobby Lewis vs. Florida State, 12/16/1965

POINTS, ACC GAME: *45 by Lennie Rosenbluth vs. Clemson, 3/7/1957, in Raleigh

FIELD GOALS MADE: 21 by Billy Cunningham vs. Tulane, 12/10/1964

FIELD GOALS MADE, ACC GAME: 19 by Charlie Scott vs. Wake Forest, 1/17/1970

FIELD GOAL PERCENTAGE: 1.000 by Brad Daugherty vs. UCLA, 11/24/1985 (13 of 13) (*ACC record, ties NCAA record*)

FIELD GOAL PERCENTAGE, ACC GAME: 1.000 by Scott Williams vs. Virginia, 1/13/1990 (12 of 12) (*record for ACC game*)

THREE-POINTERS MADE: 8 by Rashad McCants vs. Clemson, 3/2/2004; by Raymond Felton at NC State, 1/26/2003; by Shammond Williams at Georgia Tech, 2/8/1998; by Jeff McInnis at Clemson, 2/14/1996; by Dante Calabria vs. Florida State, 1/25/1995; by Hubert Davis at Florida State, 2/27/1992

THREE-POINTERS ATTEMPTED: 14 by Rashad McCants at Florida State, 1/22/2004; 14 by Shammond Williams vs. Maryland, 1/8/1997; by Rick Fox vs. NC State, 2/6/1991; by Jeff Lebo vs. Iowa, 1/7/1989; by Jeff Lebo vs. Temple, 2/21/1988; by Kenny Smith vs. SMU, 12/30/1986

HIGHEST THREE-POINT PCT. (min. 5 made): *1.000 by Jason Capel vs. Clemson, 3/9/2001 (6 of 6), in Atlanta

FREE THROWS MADE: 21 by York Larese vs. Duke, 12/29/1959, in Raleigh (*ties ACC record*)

FREE THROWS ATTEMPTED: 24 by Billy Cunningham vs. Maryland, 1/13/1964; by Lennie Rosenbluth at Clemson, 1/14/1956

FREE THROW PERCENTAGE 1.000 by York Larese vs. Duke, 12/29/1959 (21 of 21), in Raleigh (*ACC record, ties NCAA record*)

REBOUNDS: 30 by Rusty Clark vs. Maryland, 2/21/1968

ASSISTS: 18 by Raymond Felton vs. George Mason, 12/7/2003

BLOCKED SHOTS: 10 by Brendan Haywood vs. Miami (Fla.), 12/4/2000

BLOCKED SHOTS, ACC GAME: *8 by Walker Kessler vs. Notre Dame, 3/10/2021 in Greensboro

STEALS: 9 by Derrick Phelps at Georgia Tech, 2/2/1992

* ACC Tournament, ^ NCAA Tournament, ~ NIT

SMITH CENTER RECORDS



UNC RECORD: 443-81 (.845)
VS. ACC: 225-63 (.781)
VS. NON-CONFERENCE: 218-18 (.924)

UNC RECORDS, SINGLE GAME

MOST POINTS: 129 vs. VMI, 12/17/94
FEWEST POINTS: 46 vs. NC State, 2/24/2015
MOST COMBINED POINTS: 233 vs. Wake Forest, 12/20/2003 (114-119) (30T)
FEWEST COMBINED POINTS: 92 vs. Princeton, 12/13/1997 (50-42)
MOST POINTS IN A HALF: 77 vs. VMI, 12/17/1994 (1st half)
FEWEST POINTS IN A HALF: 18 vs. NC State, 2/24/2015 (1st half); vs. Wake Forest, 1/27/1996 (1st half)
FEWEST COMBINED POINTS IN A HALF: 39 – 1/26/1997 vs. Clemson (UNC 23, Clemson 16, first half)
LARGEST HALFTIME LEAD: 47 vs. Florida Atlantic, 12/19/2006 (65-18)
LARGEST HALFTIME LEAD IN AN ACC GAME: 33 vs. NC State, 1/8/2017 (56-23)
LARGEST HALFTIME LEAD BY OPPT. IN A UNC WIN: 17 by Florida State, 1/27/1993 (UNC trailed 28-45, won 82-77)
LARGEST HALFTIME LEAD BY UNC IN A LOSS: 12 vs. Maryland, 1/8/1997 (UNC led 50-38, lost 75-85)

UNC WHEN LEADING, TRAILING AND TIED AT THE HALF (THROUGH APP STATE)

... 368-18 when leading at the half
... 63-57 when trailing at the half
... 12-6 when tied at the half

LARGEST MARGIN OF VICTORY: 68 vs. The Citadel, 2/18/1991 (118-50); vs. UNC Asheville, Nov. 30, 2008 (116-48)
MOST POINTS IN A LOSS: 114 vs. Wake Forest, 12/20/2003 (114-119) (30T)
LARGEST MARGIN OF DEFEAT: 29 vs. Duke, 1/31/2002 (58-87)
MOST POINTS IN AN OVERTIME PERIOD: 18 vs. Davidson, 12/21/2013 (UNC won, 97-85)
FEWEST POINTS IN AN OVERTIME PERIOD: 2 vs. Wake Forest, 12/20/2003 (second OT) (Wake Forest won, 114-119, in 3 OT)
LARGEST MARGIN OF VICTORY IN OVERTIME: 12 vs. Davidson, 12/21/2013 (UNC won, 97-85); vs. Virginia Tech, Feb. 2, 2013 (UNC won, 72-60)
MOST FIELD GOALS: 53 vs. VMI, 12/17/1994
FEWEST FIELD GOALS: 17 vs. Ohio State, 12/4/2019
HIGHEST FIELD GOAL PERCENTAGE: .754 vs. Old Dominion, 12/1/1992 (43 of 57)
LOWEST FIELD GOAL PERCENTAGE: .274 vs. Ohio State, 12/4/2019 (17 of 62)
HIGHEST FIELD GOAL PERCENTAGE IN A HALF: .857 vs. Old Dominion, 12/1/1992 (24 of 28, 2nd half)
LOWEST FIELD GOAL PERCENTAGE IN A HALF: .235 vs. Maryland, 1/19/2013 (8 of 34, 2nd half); vs. Akron, Dec. 14, 2003 (8 of 34, 2nd half)
THREE-POINT FIELD GOALS MADE: 17 vs. Florida State, 1/25/1995
MOST COMBINED THREE-POINT FIELD GOALS MADE: 29 – 16 by UNC, 13 by Virginia Tech, 1/21/2019
FEWEST THREE-POINT FIELD GOALS MADE: 0 vs. Princeton, 12/13/1997 (0 for 4)
MOST THREE-POINT FIELD GOAL ATTEMPTS: 35 vs. Davidson, 1/8/2003
HIGHEST THREE-POINT PERCENTAGE (MIN. 10 MADE): .733 vs. Wake Forest, 2/22/2014 (11 of 15)
MOST FREE THROWS MADE: 41 vs. Clemson, 1/28/1998
MOST FREE THROW ATTEMPTS: 59 vs. Clemson, 1/28/1998
MOST COMBINED FREE THROW ATTEMPTS: 88 – 45 by UNC, 43 by Kentucky (made 55), 12/1/2013
HIGHEST FREE THROW PERCENTAGE (MIN. 10 ATTEMPTS): 1.000 vs. Duke, 3/7/2015 (13 of 13); 1.000 vs. Wake Forest, 2/24/1998 (12 of 12)
MOST REBOUNDS: 72 vs. Nicholls, 12/19/2011
MOST ASSISTS: 37 vs. VMI, 12/17/1994
MOST TURNOVERS: 29 vs. Miami, 12/4/2000; 29 vs. Temple, 2/21/1988
FEWEST TURNOVERS: 5 vs. Northern Iowa, 12/21/2016; vs. Florida State, 1/24/2015; Wake Forest, 1/30/1994
MOST BLOCKED SHOTS: 15 vs. Northern Kentucky, 12/27/2013
MOST STEALS: 21 vs. The Citadel, 11/24/1991

OPPONENT RECORDS, SINGLE GAME

MOST POINTS: 119 by Wake Forest, 12/20/2003 (30T)
FEWEST POINTS: 39 by Clemson, 2/16/1995
LARGEST SCORING MARGIN IN A HALF: 23 by Ohio State, 12/4/2019 (outscored UNC 22-45, 2nd half)
LARGEST HALFTIME LEAD: 20 by Georgia Tech, 1/4/2020 (27-47)
MOST POINTS IN A HALF: 61 by East Carolina, 12/15/2012 (2nd half)
FEWEST POINTS IN A HALF: 12 by East Tennessee State, 12/8/2012 (1st half)
MOST POINTS IN AN OVERTIME PERIOD: 17 by Duke, 2/3/2000 (Duke won, 86-90)
FEWEST POINTS IN AN OVERTIME PERIOD: 2 by Wake Forest, 12/20/2003 (second OT) (Wake Forest won, 114-119, in 3OT)
LARGEST MARGIN OF VICTORY IN OVERTIME: 9 by Georgia Tech, 2/10/1996 (Georgia Tech won, 83-92)
MOST FIELD GOALS: 46 by Wake Forest, 12/20/2003 (30T)
FEWEST FIELD GOALS: 14 by Boston College, 2/19/2011; by NC Central, 11/11/2009; 14 by Virginia Tech, 2/16/2008

HIGHEST FIELD GOAL PERCENTAGE: .606 by NC State, 2/22/1992 (37 of 61)
LOWEST FIELD GOAL PERCENTAGE: .234 by Miami, 12/4/2000 (18 of 77)
HIGHEST FIELD GOAL PERCENTAGE IN A HALF: .692 by Duke, 3/9/2013 (18 of 26, 1st half)
LOWEST FIELD GOAL PERCENTAGE IN A HALF: .176 by NC State, 1/12/2008 (6 of 34, 1st half)
MOST THREE-POINT FIELD GOALS: 17 by Duke, 3/2/1997
FEWEST THREE-POINT FIELD GOALS MADE: 0 by Jacksonville, 11/27/1990 (0 for 5); by Clemson, 2/28/1988 (0 for 4); by Virginia, 2/8/1987 (0 for 2); by Georgia Tech, 1/24/1987 (0 for 1)
MOST THREE-POINT FIELD GOAL ATTEMPTS: 42 by Clemson, 1/15/1994
HIGHEST THREE-POINT PERCENTAGE (MIN. 10 MADE): .647 by Florida State, 2/24/1996 (11 of 17)
MOST FREE THROWS MADE: 30 by NC State, 2/21/1998
MOST FREE THROW ATTEMPTS: 43 by Kentucky, 12/14/2013
HIGHEST FREE THROW PCT. (MIN. 10 ATTEMPTS)
1.000 by NC State, 2/25/2003 (22 of 22); 1.000 by Jacksonville, 12/15/1986 (11 of 11); 1.000 by Wake Forest, 2/15/2011 (10 of 10)
MOST REBOUNDS: 54 by Iowa, 1/7/1989
MOST ASSISTS: 29 by NC State, 2/22/1992
MOST TURNOVERS: 33 by The Citadel, 11/24/1991
FEWEST TURNOVERS: 4 by Wisconsin, 11/30/2011
MOST BLOCKED SHOTS: 11 by UConn, 1/17/2004
MOST STEALS: 17 by Miami, 1/7/2004

TAR HEEL RECORDS, SINGLE GAME

MOST POINTS: 40 by Tyler Hansbrough vs. Georgia Tech, 2/15/2006 (freshman)
MOST FIELD GOALS MADE: 16 by Antawn Jamison vs. Maryland, 2/14/1998
HIGHEST FG PERCENTAGE (MIN. 10 FIELD GOALS): 1.000 by Scott Williams vs. Virginia, 1/13/1990 (12 of 12)
MOST THREE-POINT FG MADE: 8 by Rashad McCants vs. Clemson, 3/2/2004; by Dante Calabria vs. Florida State, 1/25/1995
HIGHEST THREE-POINT FG PERCENTAGE (MIN. 5 MADE): 1.000 by Joel Berry II vs. Duke, 3/4/17 (5 of 5)
MOST FREE THROWS MADE: 20 by Tyler Zeller vs. Maryland, 2/29/2012
MOST FREE THROW ATTEMPTS: 23 by Tyler Zeller vs. Maryland, 2/29/2012
BEST FREE THROW PERCENTAGE (MIN. 10 MADE): 1.000 by Cole Anthony vs. Boston College, 2/1/2020 (14 of 14); by Tyler Hansbrough vs. NC State, 1/7/2006 (14 of 14)
MOST REBOUNDS: 24 by Sean May vs. Duke, 3/6/2005
MOST ASSISTS: 18 by Raymond Felton vs. George Mason, 12/7/2003
MOST BLOCKED SHOTS: 10 by Brendan Haywood vs. Miami, 12/4/2000
MOST STEALS: 8 by Derrick Phelps vs. Central Florida, 12/7/1991; by Tyler Hansbrough vs. UNC Asheville, 12/28/2005

OPPONENT INDIVIDUAL RECORDS, SINGLE GAME

MOST POINTS: 37 by Lionel Simmons, LaSalle, 1/9/1988
MOST FIELD GOALS MADE: 15 by Lionel Simmons, LaSalle, 1/9/1988
HIGHEST FG PERCENTAGE (MIN. 10 FIELD GOALS): .917 by Randolph Morris, Kentucky, 12/2/2006 (11 of 12)
MOST THREE-POINT FG MADE: 9 by Grayson Flittner, Gardner-Webb, 11/23/2009; by Drew Barry, Georgia Tech, 2/10/1996; by Dennis Scott, Georgia Tech, 1/28/1989
HIGHEST THREE-POINT FG PERCENTAGE (MIN. 5 MADE): 1.000 by Allerik Freeman, NC State, 1/27/2018 (7 of 7); by John Mooney, Notre Dame, 2/12/2018 (6 of 6); by Jordan Swing, UAB, 12/12/2012 (5 of 5); by Geoff Brower, Florida State, 2/24/1996 (5 of 5)
MOST FREE THROWS MADE: 17 by Zabian Dowdell, Virginia Tech, 2/13/2007 (OT)
MOST FREE THROW ATTEMPTS: 19 by Zabian Dowdell, Virginia Tech, 2/13/2007 (OT)
BEST FREE THROW PERCENTAGE (MIN. 10 MADE): 1.000 by Tyus Jones, Duke, 3/7/2015 (12 of 12)
MOST REBOUNDS: 19 by John Mooney, Notre Dame, 1/15/2019; by Jordan Williams, Maryland, 2/27/2011; by Ed Horton, Iowa, 1/7/1989
MOST ASSISTS: 17 by Muggsy Bogues, Wake Forest, 2/12/1986
MOST BLOCKED SHOTS: 7 by Manny Bates, NC State, 1/23/2021; by Sharone Wright, Clemson, 2/17/1993
MOST STEALS: 9 by Johnny Rhodes, Maryland, 2/6/1996

2021-22 PHOTO ROSTER



0 – ANTHONY HARRIS
6-4, 195, R-So., G
Woodbridge, Va.



1 – LEAKY BLACK
6-8, 200, Sr., F
Concord, N.C.



2 – CALEB LOVE
6-4, 195, So., G
St. Louis, Mo.



3 – DONTREZ STYLES
6-6, 210, Fr., G/F
Kinston, N.C.



4 – RJ DAVIS
6-0, 175, So., G
White Plains, N.Y.



5 – ARMANDO BACOT
6-10, 240, Jr., F/C
Richmond, Va.




11 – D'MARCO DUNN
6-4, 185, Fr., G
Tucson, Ariz.



13 – DAWSON GARCIA
6-11, 235, So., F
Prior Lake, Minn.



14 – PUFF JOHNSON
6-8, 205, So., G
Moon Township, Pa.



15 – ROB LANDRY
6-3, 185, So., G
Greensboro, N.C.



22 – JUSTIN MCKOY
6-8, 220, Jr., F
Raleigh, N.C.




24 – KERWIN WALTON
6-5, 210, So., G
Hopkins, Minn.



25 – CREIGHTON LEBO
6-1, 170, So., G
Greenville, N.C.



30 – JACKSON WATKINS
6-0, 170, So., G
Richmond, Va.



34 – DUWE FARRIS
6-6, 215, Jr., F
Charlotte, N.C.



35 – RYAN McADOO
6-5, 210, R-Sr., F
Boca Raton, Fla.



45 – BRADY MANEK
6-9, 230, Gr., F
Harrah, Okla.



HUBERT DAVIS
Head Coach



BRAD FREDERICK
Assistant Coach



JEFF LEBO
Assistant Coach



SEAN MAY
Assistant Coach



ERIC HOOTS
Director of Operations



JACKIE MANUEL
Director of Team &
Player Development



PAT SULLIVAN
Director of Recruiting



JONAS SAHRATIAN
Director of Strength
& Conditioning



DOUG HALVERSON
Athletics Trainer



BRANDON ROBINSON
Graduate Manager



KIERSTEN STEINBACHER
Graduate Manager



2021-22 North Carolina Men's Basketball ACC Games

through 1-15-22

Game Records

Record	Overall	Home	Away	Neutral
ALL GAMES	4-1	2-0	2-1	0-0
CONFERENCE	4-1	2-0	2-1	0-0
NON-CONFERENCE	0-0	0-0	0-0	0-0

Score by Periods

Team	1st	2nd	OT	TOT
North Carolina	188	217	0	405
Opponents	141	187	0	328

Team Box Score

No.	Player	Total			3-Point		F-Throw		Rebounds				Other Stats									
		GP-GS	MIN	AVG	FG-FGA	FG%	3FG-3FGA	3FG%	FT-FTA	FT%	OFF	DEF	TOT	AVG	PF	DQ	A	TO	BLK	STL	PTS	AVG
5	BACOT, Armando	5-5	170:27	34.1	44-67	.657	1-3	.333	23-27	.852	20	55	75	15.0	13	0	8	14	4	6	112	22.4
2	LOVE, Caleb	5-5	162:17	32.5	30-64	.469	17-31	.548	7-8	.875	2	14	16	3.2	6	0	15	12	1	8	84	16.8
4	DAVIS, RJ	5-5	169:49	34.0	27-49	.551	13-26	.500	15-16	.938	2	19	21	4.2	10	0	23	9	1	4	82	16.4
45	MANEK, Brady	5-3	142:45	28.6	28-58	.483	13-32	.406	2-2	1.000	4	23	27	5.4	2	0	16	7	2	2	71	14.2
0	HARRIS, Anthony	4-0	62:51	15.7	6-9	.667	2-3	.667	0-0	.000	0	0	0	0.0	6	0	4	4	0	1	14	3.5
24	WALTON, Kerwin	3-0	43:27	14.5	3-10	.300	1-6	.167	0-0	.000	0	3	3	1.0	3	0	3	1	0	1	7	2.3
1	BLACK, Leaky	5-5	124:56	25.0	5-10	.500	0-1	.000	1-1	1.000	2	17	19	3.8	8	0	14	4	2	3	11	2.2
13	GARCIA, Dawson	3-2	34:23	11.5	0-8	.000	0-1	.000	6-6	1.000	5	9	14	4.7	5	0	1	1	0	0	6	2.0
11	DUNN, D'Marco	4-0	24:02	6.0	3-7	.429	1-3	.333	1-2	.500	1	2	3	0.8	2	0	2	0	0	0	8	2.0
22	MCKOY, Justin	3-0	26:12	8.7	2-4	.500	1-2	.500	1-3	.333	1	3	4	1.3	5	0	1	2	1	0	6	2.0
3	STYLES, Dontrez	4-0	20:47	5.2	2-10	.200	0-4	.000	0-2	.000	0	4	4	1.0	3	0	0	2	0	1	4	1.0
35	MCADOO, Ryan	2-0	07:29	3.7	0-1	.000	0-0	.000	0-0	.000	0	1	1	0.5	2	0	0	1	0	0	0	0.0
25	LEBO, Creighton	1-0	03:43	3.7	0-0	.000	0-0	.000	0-0	.000	0	0	0	0.0	0	0	0	0	0	0	0	0.0
34	FARRIS, Duwe	1-0	03:18	3.3	0-0	.000	0-0	.000	0-0	.000	0	0	0	0.0	0	0	0	0	0	0	0	0.0
14	JOHNSON, Puff	1-0	03:34	3.6	0-0	.000	0-0	.000	0-0	.000	0	0	0	0.0	0	0	0	0	0	0	0	0.0
Team											4	1	5				2					
Total		5	1000		150-297	.505	49-112	.438	56-67	.836	41	151	192	38.4	65	0	87	59	11	26	405	81.0
Opponents		5	1000		127-297	.428	36-101	.356	38-55	.691	28	109	137	27.4	74	0	55	49	15	35	328	65.6

Team Statistics

	UNC	OPP
Scoring	405	328
Points per game	81.0	65.6
Scoring margin	+15.4	-
Field goals-att	150-297	127-297
Field goal pct	.505	.428
3 point fg-att	49-112	36-101
3-point FG pct	.438	.356
3-pt FG made per game	9.8	7.2
Free throws-att	56-67	38-55
Free throw pct	.836	.691
F-Throws made per game	11.2	7.6
Rebounds	192	137
Rebounds per game	38.4	27.4
Rebounding margin	+11.0	-
Assists	87	55
Assists per game	17.4	11.0
Turnovers	59	49
Turnovers per game	11.8	9.8
Turnover margin	-2.0	-
Assist/turnover ratio	1.5	1.1
Steals	26	35
Steals per game	5.2	7.0
Blocks	11	15
Blocks per game	2.2	3.0
Winning streak	2	-
Home win streak	2	-
Attendance	39206	17992
Home games-Avg/Game	2-19603	3-5997
Neutral site-Avg/Game	-	0-0

Team Results

Date	Opponent		Score	Att.
12/05/2021	at Georgia Tech	W	79-62	6217
01/02/2022	at Boston College	W	91-65	5516
01/05/2022	at Notre Dame	L	73-78	6259
01/08/2022	Virginia	W	74-58	20638
01/15/2022	Georgia Tech	W	88-65	18568



2021-22 North Carolina Men's Basketball Games Won

through 1-15-22

Game Records

Record	Overall	Home	Away	Neutral
ALL GAMES	12-0	9-0	3-0	0-0
CONFERENCE	4-0	2-0	2-0	0-0
NON-CONFERENCE	8-0	7-0	1-0	0-0

Score by Periods

Team	1st	2nd	OT	TOT
North Carolina	458	513	0	971
Opponents	371	394	0	765

Team Box Score

No.	Player				Total		3-Point		F-Throw		Rebounds											
		GP-GS	MIN	AVG	FG-FGA	FG%	3FG-3FGA	3FG%	FT-FTA	FT%	OFF	DEF	TOT	AVG	PF	DQ	A	TO	BLK	STL	PTS	AVG
5	BACOT, Armando	12-12	356:31	29.7	88-134	.657	1-4	.250	40-60	.667	42	94	136	11.3	29	0	22	20	21	15	217	18.1
2	LOVE, Caleb	12-12	387:27	32.3	65-141	.461	30-62	.484	35-43	.814	4	44	48	4.0	19	0	47	29	1	18	195	16.3
45	MANEK, Brady	12-3	306:33	25.5	62-123	.504	21-61	.344	13-17	.765	20	58	78	6.5	13	0	23	23	7	4	158	13.2
4	DAVIS, RJ	12-12	368:17	30.7	56-112	.500	22-48	.458	20-26	.769	3	42	45	3.8	25	0	44	22	1	12	154	12.8
13	GARCIA, Dawson	11-9	222:26	20.2	29-76	.382	8-18	.444	32-39	.821	23	43	66	6.0	19	0	9	11	2	4	98	8.9
24	WALTON, Kerwin	11-0	179:22	16.3	18-43	.419	11-28	.393	0-0	.000	0	19	19	1.7	12	0	10	8	1	3	47	4.3
1	BLACK, Leaky	12-12	306:24	25.5	17-35	.486	2-6	.333	12-14	.857	13	45	58	4.8	15	0	30	11	7	6	48	4.0
0	HARRIS, Anthony	10-0	106:15	10.6	7-17	.412	1-3	.333	6-7	.857	2	1	3	0.3	10	0	8	6	0	2	21	2.1
11	DUNN, D'Marco	9-0	35:05	3.9	4-10	.400	2-4	.500	1-3	.333	1	3	4	0.4	4	0	2	2	0	0	11	1.2
34	FARRIS, Duwe	3-0	06:17	2.1	1-1	1.000	0-0	.000	1-2	.500	0	1	1	0.3	3	0	0	0	0	0	3	1.0
22	MCKOY, Justin	11-0	77:24	7.0	3-11	.273	1-3	.333	4-7	.571	6	8	14	1.3	10	0	5	6	1	0	11	1.0
3	STYLES, Dontrez	9-0	30:13	3.4	4-12	.333	0-3	.000	0-3	.000	1	5	6	0.7	3	0	0	1	0	1	8	0.9
30	WATKINS, Jackson	1-0	00:45	0.7	0-0	.000	0-0	.000	0-0	.000	0	2	2	2.0	1	0	1	0	0	0	0	0.0
35	MCADOO, Ryan	3-0	08:14	2.7	0-2	.000	0-0	.000	0-0	.000	0	1	1	0.3	2	0	0	1	0	1	0	0.0
15	LANDRY, Rob	1-0	00:45	0.7	0-0	.000	0-0	.000	0-0	.000	0	0	0	0.0	0	0	0	0	0	0	0	0.0
25	LEBO, Creighton	2-0	04:28	2.2	0-0	.000	0-0	.000	0-0	.000	0	0	0	0.0	0	0	0	0	0	0	0	0.0
14	JOHNSON, Puff	1-0	03:34	3.6	0-0	.000	0-0	.000	0-0	.000	0	0	0	0.0	0	0	0	0	0	0	0	0.0
Team											11	14	25					4				
Total		12	2400		354-717	.494	99-240	.413	164-221	.742	126	380	506	42.2	165	0	201	144	41	66	971	80.9
Opponents		12	2400		294-748	.393	82-289	.284	95-136	.699	91	261	352	29.3	206	5	134	122	44	86	765	63.8

Team Statistics

	UNC	OPP
Scoring	971	765
Points per game	80.9	63.8
Scoring margin	+17.2	-
Field goals-att	354-717	294-748
Field goal pct	.494	.393
3 point fg-att	99-240	82-289
3-point FG pct	.413	.284
3-pt FG made per game	8.3	6.8
Free throws-att	164-221	95-136
Free throw pct	.742	.699
F-Throws made per game	13.7	7.9
Rebounds	506	352
Rebounds per game	42.2	29.3
Rebounding margin	+12.8	-
Assists	201	134
Assists per game	16.8	11.2
Turnovers	144	122
Turnovers per game	12.0	10.2
Turnover margin	-1.8	-
Assist/turnover ratio	1.4	1.1
Steals	66	86
Steals per game	5.5	7.2
Blocks	41	44
Blocks per game	3.4	3.7
Winning streak	12	-
Home win streak	9	-
Attendance	157035	16936
Home games-Avg/Game	9-17448	3-5645
Neutral site-Avg/Game	-	0-0

Team Results

Date	Opponent		Score	Att.
11/09/2021	Loyola Maryland	W	83-67	14992
11/12/2021	Brown	W	94-87	16854
11/16/2021	at Col. of Charleston	W	94-83	5203
11/23/2021	UNC Asheville	W	72-53	15710
12/01/2021	Michigan	W	72-51	19938
12/05/2021	at Georgia Tech	W	79-62	6217
12/11/2021	Elon	W	80-63	16607
12/14/2021	Furman	W	74-61	14342
12/21/2021	Appalachian St.	W	70-50	19386
01/02/2022	at Boston College	W	91-65	5516
01/08/2022	Virginia	W	74-58	20638
01/15/2022	Georgia Tech	W	88-65	18568



2021-22 North Carolina Men's Basketball Games Lost

through 1-5-2022

Game Records

Record	Overall	Home	Away	Neutral
ALL GAMES	0-4	0-0	0-1	0-3
CONFERENCE	0-1	0-0	0-1	0-0
NON-CONFERENCE	0-3	0-0	0-0	0-3

Score by Periods

Team	1st	2nd	OT	TOT
North Carolina	131	167	0	298
Opponents	159	199	0	358

Team Box Score

No.	Player	Total			3-Point		F-Throw		Rebounds				Other Stats									
		GP-GS	MIN	AVG	FG-FGA	FG%	3FG-3FGA	3FG%	FT-FTA	FT%	OFF	DEF	TOT	AVG	PF	DQ	A	TO	BLK	STL	PTS	AVG
5	BACOT, Armando	4-4	113:55	28.5	24-41	.585	0-1	.000	13-19	.684	9	35	44	11.0	14	1	4	9	2	0	61	15.3
4	DAVIS, RJ	4-4	137:54	34.5	18-43	.419	7-18	.389	18-21	.857	0	15	15	3.8	7	0	16	9	0	3	61	15.3
2	LOVE, Caleb	4-4	127:55	32.0	18-44	.409	7-20	.350	10-11	.909	0	9	9	2.3	6	0	7	13	2	3	53	13.3
13	GARCIA, Dawson	3-3	73:00	24.3	14-26	.538	3-7	.429	5-7	.714	7	9	16	5.3	10	1	1	8	1	1	36	12.0
45	MANEK, Brady	4-1	102:55	25.7	16-36	.444	9-21	.429	5-6	.833	1	12	13	3.3	6	0	4	2	1	3	46	11.5
0	HARRIS, Anthony	4-0	60:24	15.1	6-10	.600	2-2	1.000	2-2	1.000	0	2	2	0.5	7	0	1	5	0	0	16	4.0
1	BLACK, Leaky	3-3	75:44	25.2	4-12	.333	0-2	.000	0-0	.000	1	9	10	3.3	5	0	4	1	0	2	8	2.7
22	MCKOY, Justin	2-0	15:35	7.8	1-2	.500	1-1	1.000	2-2	1.000	0	4	4	2.0	2	0	2	1	2	1	5	2.5
24	WALTON, Kerwin	3-1	63:10	21.1	2-14	.143	2-11	.182	0-0	.000	2	0	2	0.7	3	0	1	3	2	1	6	2.0
11	DUNN, D'Marco	2-0	17:14	8.6	2-6	.333	0-3	.000	0-0	.000	0	0	0	0.0	0	0	1	0	0	1	4	2.0
3	STYLES, Dontrez	3-0	12:14	4.1	0-2	.000	0-1	.000	2-2	1.000	0	3	3	1.0	1	0	0	2	1	1	2	0.7
Team											8	6	14									
Total		4	800		105-236	.445	31-87	.356	57-70	.814	28	104	132	33.0	61	2	41	53	11	16	298	74.5
Opponents		4	800		140-264	.530	40-89	.449	38-55	.691	30	110	140	35.0	63	1	84	35	9	30	358	89.5

Team Statistics

	UNC	OPP
Scoring	298	358
Points per game	74.5	89.5
Scoring margin	-15.0	-
Field goals-att	105-236	140-264
Field goal pct	.445	.530
3 point fg-att	31-87	40-89
3-point FG pct	.356	.449
3-pt FG made per game	7.8	10.0
Free throws-att	57-70	38-55
Free throw pct	.814	.691
F-Throws made per game	14.3	9.5
Rebounds	132	140
Rebounds per game	33.0	35.0
Rebounding margin	-2.0	-
Assists	41	84
Assists per game	10.3	21.0
Turnovers	53	35
Turnovers per game	13.3	8.8
Turnover margin	-4.5	-
Assist/turnover ratio	0.8	2.4
Steals	16	30
Steals per game	4.0	7.5
Blocks	11	9
Blocks per game	2.8	2.3
Winning streak	0	-
Home win streak	0	-
Attendance	0	6259
Home games-Avg/Game	0-0	1-6259
Neutral site-Avg/Game	-	3-10131

Team Results

Date	Opponent		Score	Att.
11/20/2021	vs Purdue	L	84-93	9176
11/21/2021	vs Tennessee	L	72-89	9100
12/18/2021	vs Kentucky	L	69-98	12117
01/05/2022	at Notre Dame	L	73-78	6259