

SYRACUSE (7-6, 1-1) vs. MIAMI (11-3, 3-0)

Wednesday, January 5, 2022 • Watsco Center • Coral Gables, Fla. • 8:00 p.m. • ACC Network

2021-22 SCHEDULE

November		
	9 LAFAYETTE	W, 97-63
	14 DREXEL	W, 75-60
	20 COLGATE	L, 85-100
Battle 4 Atlantis, Paradise Island		
	24 vs. Va. Common.	L, 55-67
	25 vs. Arizona State	W, 92-84
	26 vs. #19/22 Auburn	L, 68-89
ACC/Big 10 Challenge		
	30 rv/rv INDIANA	W, 112-110 2OT
December		
	4 at --/rv Florida State	W, 63-60
Jimmy V Classic, New York, N.Y.		
	7 vs. #6 Villanova	L, 53-67
	11 at Georgetown	L, 75-79
	18 LEHIGH	cancelled
	27 BROWN	W, 92-63
	29 CORNELL	W, 80-68
	29 GEORGIA TECH	ppd.
January		
	1 VIRGINIA	L, 69-74
	5 at Miami	8:00 p.m.
	8 at Wake Forest	2:00 p.m.
	11 PITTSBURGH	7:00 p.m.
	15 FLORIDA STATE	3:00 p.m.
	18 CLEMSON	9:00 p.m.
	22 at Duke	12:00 p.m.
	25 at Pittsburgh	8:00 p.m.
	29 WAKE FOREST	8:00 p.m.
February		
	2 at NC State	9:00 p.m.
	5 LOUISVILLE	2:00 p.m.
	8 at Boston College	8:00 p.m.
	12 at Virginia Tech	6:00 p.m.
	19 BOSTON COLLEGE	12:00 p.m.
	22 at Notre Dame	9:00 p.m.
	26 DUKE	6:00 p.m.
	28 at North Carolina	7:00 p.m.
March		
	5 MIAMI	TBD
ACC Tournament, Brooklyn, N.Y.		
	8-12	TBD

ACCN TK99 **WAER 88.3**
 CLASSIC ROCK 99.5/105.5
 Angel Gray Matt Park Jaron May
 Dan Bonner Jim Satalin Chris Queripel

Orange Face Hot Miami

Syracuse goes up against a streaking Miami squad when the two ACC foes meet at the Watsco Center on Jan. 5. The Hurricanes have won seven straight and are tied for first place in the league with a 3-0 record.

The Syracuse-Miami Series

- ✓ Syracuse has a 19-9 record in the all-time series with Miami.
- ✓ The Hurricanes won last year's encounter, 69-65 in overtime.

Syracuse Notes

- ✓ The Miami matchup is the first of two straight road games for the Orange. They play at Wake Forest on Jan. 8.
- ✓ National Player of the Year candidate **Buddy Boeheim** has averaged 25.7 points per game over his last three outings.
- ✓ **Jimmy Boeheim** has scored Syracuse's first points in 11-of-13 contests.

Miami Notes

- ✓ The Hurricanes have averaged 87.7 points per game in three ACC outings.
- ✓ Miami has shot .552 from the field, including a .484 mark on 3-point shots, in league play.
- ✓ **Kameron McGusty**, a sixth-year redshirt senior, is averaging a squad-best 18.3 points and 6.1 rebounds per game.
- ✓ Isaiah Wong ranks second in scoring (16.5 ppg.). His 19.0 league point average leads the Hurricanes.

S	VS.	U
2021-22	Season	2021-22
7-6	W-L	11-3
5-5	Last 10	8-2
3-2	Last 5	5-0
78.2	PPG	76.4
75.6	OPP PPG	72.8
+2.6	Margin	+3.6
.457	FG %	.476
.422	FG % DEF	.457
.372	3PT %	.352
.336	3PT % DEF	.362
.722	FT %	.746
36.4	RPG	31.2
38.3	OPP RPG	34.7
-1.9	Margin	-3.5
15.1	Assists PG	13.2
11.8	Turnovers PG	9.8
1.3	A/TO Ratio	1.4
4.2	Blocks PG	3.2
8.4	Steals PG	7.4

SYRACUSE STORYLINES

- All five Syracuse starters are averaging double-figure scoring.
- Buddy Boeheim** ranks fourth in career 3-pointers (251) at Syracuse. He is 32nd in career points (1,408).
- Jimmy Boeheim** is nine points away from 1,000 in his collegiate career.

SYRACUSE TOP EIGHT

2021-22					2021-22						
No.	Player	Pos.	Class	PPG	RPG	No.	Player	Pos.	Class	PPG	RPG
	5 Frank Anselem	C	So.	2.2	2.3		11 Joseph Girard III	G	Jr.	13.1	2.8
	<i>Five points, four rebounds against Lafayette</i>						<i>Has started 71 straight games at Syracuse</i>				
	<i>Six points, six rebounds vs. Drexel</i>						<i>Squad-leading 27 points vs. Colgate</i>				
	35 Buddy Boeheim	G	Sr.	19.5	3.4		21 Cole Swider	F	Sr.	12.6	6.9
	<i>Season-best 28 points versus Brown</i>						<i>Season-high 21 points against Cornell</i>				
	<i>Player of the Year Candidate</i>						<i>19 points, 11 boards vs. Arizona State</i>				
	0 Jimmy Boeheim	F	Gr.	14.7	6.1		10 Symir Torrence	G	Jr.	1.8	1.5
	<i>Season-high 26 points against Indiana</i>						<i>Career-high seven assists against Brown</i>				
	<i>17 points, 12 boards versus VCU</i>						<i>Five points, five assists vs. Auburn</i>				
	14 Jesse Edwards	C	Jr.	11.5	6.3		13 Benny Williams	F	Fr.	2.1	1.5
	<i>Career-high 21 points against Arizona State</i>						<i>Six points and two boards versus Brown</i>				
	<i>personal-best five blocks against Virginia</i>						<i>Career high four rebounds against Virginia</i>				

2021-22 Syracuse Basketball Roster

Alphabetical

No.	Name	Pos.	Ht.	Wt.	Yr.	Hometown (H.S./Prep/College)
2	Ajak, John Bol	F	6-10	216	RSO.	Natinga, South Sudan (Westtown School, Pa.)
5	Anselem, Frank	C	6-10	215	So.	Lagos, Nigeria (Westlake, Ga./Lincoln Academy, Ga./Prolific Prep, Calif.)
35	Boeheim, Buddy	G	6-6	205	Sr.	Fayetteville, N.Y. (Jamesville-DeWitt/Brewster Academy, N.H.)
0	Boeheim, Jimmy	F	6-8	225	Gr.	Fayetteville, N.Y. (Jamesville-DeWitt/New Hampton School/Cornell)
1	Casey, Paddy	G	6-0	200	Gr.	Scranton, Pa. (Scranton Prep/Sciences)
33	Cordes, Arthur	G	6-3	180	So.	Wallingford, Conn. (Xavier/Sheehan)
14	Edwards, Jesse	C	6-11	230	Jr.	Amsterdam, Netherlands (IMG Academy, Fla.)
25	Feldman, Shane	G	6-2	165	So.	Agoura Hills, Ca. (Agoura)
32	Giancola, Nick	F	6-5	213	Gr.	Lexington, Ken. (Lexington Catholic)
11	Girard III, Joseph	G	6-1	190	Jr.	Glens Falls, N.Y. (Glens Falls)
24	LaValle, Chris	G	5-11	175	Gr.	Syracuse, N.Y. (West Genesee/St. John Fisher)
12	Owens, Chaz	F	6-5	205	So.	Blue Bell, Pa. (Wissahickon/Shiple School/Scotland Campus)
23	Ruffin, Niko	G	5-10	170	Fr.	Cresskill, N.J. (Paramus Catholic)
34	Sidibe, Bourama	F	6-10	220	Gr.	Bamako, Mali (St. Benedict's Prep, N.J.)
21	Swider, Cole	F	6-9	220	Sr.	Portsmouth, R.I. (St. Andrew's School/Villanova)
10	Torrence, Symir	G	6-3	195	Jr.	Syracuse, N.Y. (Syracuse Science Academy/Vermont Academy/Marquette)
13	Williams, Benny	F	6-8	208	Fr.	Riverdale Baptist, Md./St. Andrew's Episcopal, Md./IMG Academy, Fla.)





Head Coach: Jim Boeheim

Associate Head Coach: Adrian Autry **Assistant Coaches:** Allen Griffin, Gerry McNamara

Pronunciation Guide

John Bol Ajak	bowl ahhh-JAQUE
Frank Anselem	ANN-sell-um
Bourama Sidibe	boe-RAH-ma C-D-Bay
Cole Swider	SWHY-durr
Symir Torrence	sigh-MEAR

SYRACUSE KEY RESERVES

2021-22		2021-22	
No. Player	Pos. Class PPG RPG	No. Player	Pos. Class PPG RPG
 2 John Bol Ajak	F RSo. 1.0 1.7	 12 Chaz Owens	F So. 1.0 0.5
<i>Had a basket and four boards vs. Lafayette played in 10 games a season ago</i>		<i>Contributed two points, one rebound vs. Brown Son of former 'Cuse All-American Billy Owens</i>	
 25 Shane Feldman	G So. 0.0 0.5	 34 Bourama Sidibe	C Gr. 0.5 0.5
<i>Tallied a rebound against Brown Older brother Ky also played at Syracuse</i>		<i>Made his season debut against Brown Injuries limited Sidibe to two games last winter</i>	

ORANGE IN THE NBA

Player	at SU	Team	Notes	includes games of 1/2
 Carmelo Anthony	2002-03	Portland	38 games, 13.4 ppg., 4.2 rpg.	
 Oshae Brissett	2018-19	Indiana	26 games, 6.3 ppg., 3.7 rpg.	
 Michael Carter-Williams	2011-13	Orlando	injured	
 Jerami Grant	2012-14	Detroit	24 games, 20.1 ppg., 4.8 rpg.	
 Elijah Hughes	2017-20	Utah	9 games, 0.4 ppg., 0.1 rpg.	

ORANGE CAREER TOTALS

Includes Virginia Game

Double-Digit Scoring Games

Name	2021-22	Total
Buddy Boeheim	11	69
Jimmy Boeheim	12	12
Joseph Girard III	9	41
Bourama Sidibe		8
Cole Swider	9	9
Jesse Edwards	8	9

20 + Point Games (does not include 30+)

Name	2021-22	Total
Buddy Boeheim	7	28
Joseph Girard III	3	11
Jimmy Boeheim	2	2
Jesse Edwards	1	1

30 + Point Games

Name	2021-22	Total
Buddy Boeheim		2
Joseph Girard III		1

10 + Rebound Games

Name	2021-22	Total
Cole Swider	4	4
Jimmy Boeheim	2	2
Jesse Edwards	1	1

Double-Double

Name	2021-22	Total
Jimmy Boeheim	2	2
Cole Swider	2	2
Jesse Edwards	1	1

10+ Assist Games

Name	2021-22	Total
none		

3+ Block Games

Name	2021-22	Total
Jesse Edwards	8	8
Cole Swider	1	1

3+ Steal Games

Name	2021-22	Total
Joseph Girard III	3	13
Buddy Boeheim	2	10
Bourama Sidibe		8
Cole Swider	2	2
Jesse Edwards	2	2
Jimmy Boeheim	2	2
Benny Williams	1	1

Starts

Name	2021-22	Total	Consec.
Joseph Girard III	13	71	71
Buddy Boeheim	13	75	37
Jimmy Boeheim	13	13	13
Jesse Edwards	13	13	13
Cole Swider	13	13	13
Bourama Sidibe		33	



@Cuse_MBB SyracuseOrange Cuse_mbb

2021-22 SU FREE THROW SHOOTING IN LAST 5 MINUTES/OT

includes Virginia game

No.	Player	5:00-2:00	1:59-1:00	:59-0:00	Total	Pct.	OT	2021-22	Pct.
35	B. Boeheim	8-11		1-2	9-13	.692	2-2	49-54	.907
14	Edwards	8-11	1-1	0-2	9-14	.643		35-54	.648
0	J. Boeheim	1-2		0-1	1-3	.333	3-4	23-41	.561
21	Swider	4-4	1-1	4-4	9-9	1.000	1-2	26-31	.839
11	Girard III	2-2	2-4	0-1	4-7	.571	2-2	23-26	.885
5	Anselem		4-4		4-4	1.00		14-20	.700
10	Torrence	1-6	3-6		4-12	.333		4-11	.429
13	Williams						4-4	3-7	.200
2	Ajak			1-2	1-2	.500		1-2	.500
34	Sidibe		1-2		1-2	.500		1-2	.500
Totals		20-29	9-14	6-12	34-52	.654	12-14	179-248	.722

2021-22 BY CLASS

includes Virginia game

Scoring		
Class	PPG	Pct.
Senior	47.2	.604
Junior	26.4	.337
Sophomore	2.5	.032
Freshman	2.1	.027
Rebounding		
Class	RPG	Pct.
Senior	16.5	.522
Junior	10.6	.337
Sophomore	2.9	.093
Freshman	1.5	.049
Assists		
Class	APG	Pct.
Senior	6.2	.413
Junior	8.2	.546
Sophomore	0.4	.026
Freshman	0.2	.015
Blocks		
Class	BPG	Pct.
Senior	0.5	.130
Junior	2.9	.704
Sophomore	0.3	.074
Freshman	0.4	.093
Steals		
Class	SPG	Pct.
Senior	4.3	.514
Junior	3.1	.367
Sophomore	0.2	.028
Freshman	0.8	.092
Field Goal Percentage		
Class	Pct.	
Senior.....	.429	
Junior.....	.609	
Sophomore.....	.563	
Freshman.....	.400	
3PT Field Goal Percentage		
Class	Pct.	
Senior.....	.348	
Junior.....	.464	
Sophomore.....	.000	
Freshman.....	1.200	
Free Throw Percentage		
Class	Pct.	
Senior.....	.773	
Junior.....	.681	
Sophomore.....	.682	
Freshman.....	.429	



March's Best Buddy Boeheim

1 game
27.0 ppg.
4.0 rpg.
5.0 apg.
0.0 bpg.
0.0 spg.
40.0 mpg.

Buddy Boeheim

January Orange Notes

- ✓ **Jan. 1:** Buddy Boeheim scored a game-high 27 points but it was not enough in a loss to Virginia, 74-69.
- ✓ **Jimmy Boeheim** contributed 18 points and nine rebounds against the Cavs.



December's Best Cole Swider

5 games
13.4 ppg.
7.6 rpg.
1.6 apg.
0.8 bpg.
1.0 spg.
35.2 mpg.

Cole Swider

December Orange Notes

- ✓ **Dec. 29:** Syracuse defeated Cornell for the 41st straight time, earning an 80-68 decision in the Dome. The Orange never trailed in the 126th meeting between the two Central New York programs.
- ✓ **Buddy Boeheim** had 22 points and Cole Swider had his highest scoring output of the season with 21 points.
- ✓ **Dec. 27:** Buddy Boeheim scored 18 of his season-high 28 points in the second half to help Syracuse beat Brown, 92-63.
- ✓ SU hit 13-of-21 (.619) of its 3-pointers.
- ✓ **Dec. 11:** Syracuse squandered a 10-point, halftime lead, and lost at Georgetown, 79-75. **Buddy Boeheim** led the Orange with 17 points.

- ✓ **Joseph Girard** contributed 15 points and seven assists, and Jesse Edwards had 12 points and eight rebounds in what was the 97th meeting between the two rivals.
- ✓ **Dec. 7:** The Orange were defeated by #6 Villanova, 67-53, in the Jimmy V Classic.
- ✓ **Jimmy Boeheim** had a squad-best 21 points and **Cole Swider** had 12 boards.
- ✓ **Dec. 4:** Syracuse put an end to Florida State's 25-game ACC home court win streak in a 63-60 road triumph. **Cole Swider**, who finished with 16 points and 10 rebounds, converted two free throws with 10 seconds left to secure the win.
- ✓ **Jesse Edwards** had a career-high 12 rebounds against the Seminoles.



November's Best Buddy Boeheim

7 games
19.1 ppg.
3.6 rpg.
3.9 apg.
0.0 bpg.
2.0 spg.
38.4 mpg.

Buddy Boeheim

November Orange Notes

- ✓ **Nov. 30:** Joseph Girard hit two free throws in the last second of the second overtime to secure SU's 112-110 win versus Indiana in the Big Ten/ACC Challenge.
- ✓ **Buddy Boeheim** (27 points), **Jimmy Boeheim** (26) and **Girard** (22) led five Syracuse starters in double digits.
- ✓ **Nov. 26:** Syracuse closed out its three-game set at the Battle 4 Atlantis by losing to 19/22 Auburn, 89-68.
- ✓ **Buddy Boeheim**, **Jesse Edwards** and **Cole Swider** each had 17 points for the Orange against the Tigers.
- ✓ **Nov. 25:** **Jesse Edwards** had a career-high 21 points and all five Syracuse starters scored in double digits to lead the Orange past Arizona State, 92-84.

- ✓ The **Edwards** offensive outburst represented the most points by a Syracuse center since Arinze Onuaku had 21 in a March 2010 game.
- ✓ **Buddy Boeheim** had 23 points and **Cole Swider** contributed 19 points and 11 rebounds versus the Sun Devils.
- ✓ **Nov. 24:** The Orange let a four-point, halftime advantage get away in a 67-55 loss to VCU at the Battle 4 Atlantis.

SU START ME UP

When Syracuse has strived to get on the board at the start a game this winter, it has been able to rely on graduate student **Jimmy Boeheim**. The oldest of the two Boeheim brothers, Jimmy has managed to tally Syracuse's first points in 11 of the first 13 games.



Jimmy Boeheim

2021-22 Season

Opponent	First Syracuse Score
Lafayette:	FG, Jimmy Boeheim
Drexel:	FG, Jimmy Boeheim
Colgate:	FG, Jimmy Boeheim
vs. VCU:	FG, Jimmy Boeheim
vs. Arizona State:	FG, Jimmy Boeheim
vs. Auburn:	FT, Buddy Boeheim
Indiana:	FG, Jimmy Boeheim
at Florida State:	3FG, Jimmy Boeheim
vs. Villanova:	3FG, Cole Swider
at Georgetown:	FG, Jimmy Boeheim
Brown:	3FG, Jimmy Boeheim
Cornell:	2FG, Jimmy Boeheim
Virginia:	3FG, Jimmy Boeheim

November Orange Notes (cont.)

- ✓ **Jimmy Boeheim** had his second-straight, double-double, producing 17 points and 12 rebounds. **Buddy Boeheim** added 20 points for the Orange.
- ✓ **Nov. 20:** Syracuse had its 54-game winning streak against Colgate snapped when the visiting Raiders won, 100-85. Colgate tied a Dome opponent record with 18 3-pointers.
- ✓ The Orange built a 22-5 advantage to start the game but by halftime Colgate had gained the lead.
- ✓ **Joseph Girard** led both teams with 27 points and added eight assists.
- ✓ **Joseph Girard** made his first 3-point attempt against Colgate, extending his consecutive makes streak to nine to start the season. He missed his 10th attempt.
- ✓ **Nov. 14:** The Orange came back from a six-point, first-half deficit to defeat Drexel, 75-50. **Buddy Boeheim** led the way with 23 points.
- ✓ **Jimmy Boeheim** had 14 points and **Cole Swider** contributed five steals.
- ✓ **Nov. 9:** Syracuse opens the season by defeating Lafayette, 97-63. **Buddy Boeheim** led five players who scored in double digits with 20 points.
- ✓ **Jimmy Boeheim** scored Syracuse's first eight points against the Leopards and finished with 18 points. **Cole Swider** had 14 points and 12 rebounds in his debut.

SYRACUSE-MIAMI SERIES



ALL-TIME SERIES

Overall	Syracuse leads, 19-9
Home Total (Dome)	Syracuse leads, 9-2
Away Total	Syracuse leads, 10-7
Away (Miami Beach Conv. Center)	Syracuse leads, 1-0
Away (Miami Arena)	Syracuse leads, 5-4
Away (Convocation/Watsco Center)	Syracuse leads, 4-2
Neutral Sites	Miami leads, 1-0
Current SYR Streak	L1
Longest SYR Winning Streak	4 (2003-14)
Longest SYR Losing Streak	2 (2015-16)
Largest SYR Margin of Victory	29 (81-52, 12/22/1993)
Largest SYR Margin of Defeat	13 (76-63, 2/8/1999)
	13 (64-51, 1/2/2016)

ALL-TIME RESULTS

Date	Site	W-L	SU-OPP
12/28/1963	Miami Beach Conv. Center	W	86-85 OT
1/11/1992	Carrier Dome	W	73-57
<i>Johnson pours in 35 points in win.</i>			
2/29/1992	Miami Arena	W	68-63
<i>Moten hits five 3-pointers on his way to 20 points.</i>			
1/9/1993	Carrier Dome	W	89-81
<i>Autry dishes out seven assists to lead the Orange.</i>			
2/6/1993	Miami Arena	L	74-81
<i>Gardner's 21 points and 11 assists too much for Cuse.</i>			
12/22/1993	Carrier Dome	W	81-52
<i>Orange set new school Big EAST record with 11 threes.</i>			
3/1/1994	Miami Arena	W	71-69
<i>Wallace's 16 points and 10 rebounds pace the Orange.</i>			
12/6/1994	Miami Arena	W	83-65
<i>Orange cruise to a victory behind Wallace and Lloyd.</i>			
1/28/1995	Carrier Dome	W	76-51
<i>Moten and Wallace too much for the Canes to stop.</i>			
1/3/1996	Miami Arena	L	66-75
<i>James's 19 points off the bench guides Miami to a win.</i>			
2/1/1996	Carrier Dome	W	72-51
<i>Hill and Wallace nearly perfect from the line, carry Cuse</i>			
12/7/1996	Miami Arena	L	63-67
<i>Clark scores 20 in Hurricanes win.</i>			
1/18/1998	Carrier Dome	W	85-67
<i>Burgan scores 26 to lead the Orange.</i>			
2/10/1998	Miami Arena	W	72-63
<i>Hart's 19 brings Orange to road win.</i>			
2/8/1999	Miami Arena	L	63-76
<i>Four Hurricanes score in double figures to beat Orange.</i>			
1/8/2000	Miami Arena	W	67-55
<i>Thomas's double-double too much for the Hurricanes.</i>			
2/13/2001	Carrier Dome	L	57-68
<i>Miami's defense stifles Orange, holds offense in check.</i>			
1/26/2003	Convocation Center	W	55-49
<i>Anthony, Warrick power Orange to win.</i>			
2/14/2004	Convocation Center	W	91-74
<i>Warrick's perfect shooting night guides Orange to victory.</i>			
1/4/2014	Carrier Dome	W	49-44
<i>Syracuse wins ACC Debut.</i>			
1/25/2014	Watsco Center	W	64-52
<i>Four Orange score in double figures, improve to 19-0.</i>			
1/24/2015	Carrier Dome	L	62-66
<i>Christmas's 23 points not enough to best Hurricanes.</i>			

Date	Site	W-L	SU-OPP
1/2/2016	Watsco Center	L	51-64
<i>McCellan's 22 carries Miami to win.</i>			
1/4/2017	Carrier Dome	W	70-55
<i>White (22 points) and Lydon (20) help 'Cuse shoot past Miami.</i>			
3/8/2017	Barclays Center (ACCT)	L	57-62
<i>Murphy's 16 points, 10 rebounds lead Hurricanes.</i>			
2/17/2018	Watsco Center	W	62-55
<i>Brissett produces double-double (16 points-12 boards).</i>			
1/24/2019	Carrier Dome	W	73-53
<i>Hughes tallies 22, Orange convert 14 3-pointers.</i>			
3/7/2021	Watsco Center	L	65-69 OT
<i>Wong's game-high 18 points leads Canes to victory.</i>			

INDIVIDUAL HIGHS

Points: 35, Dave Johnson (at Miami, 1/11/1992)
Rebounds: 14, Carmelo Anthony (at Miami, 1/26/2003); Tyler Roberson (at SU, 1/24/15)
Assists: 11, John Gillon (at SU, 1/4/2017)
Steals: 5, Conrad McRae (at Miami, 1/11/1992)
Blocks: 7, Etan Thomas (at Miami, 2/8/1999)
Turnovers: 8, Michael Gbinije (at Miami, 1/2/2016)
Field Goals Made: 11, John Wallace (at Miami, 12/6/1994); Hakim Warrick (at Miami, 2/14/2004)
Field Goal Attempts: 19, Lawrence Moten (at SU, 1/28/1995); Tood Burgan (at Miami, 12/7/1996)
Best FG Percentage (min. 7 made): 1.000 11-11, Hakim Warrick (at Miami, 2/14/2004)
Free Throws Made: 13, Dave Johnson (at Miami, 1/11/1992)
Free Throw Attempts: 15, Dave Johnson (at Miami, 1/11/1992); Lawrence Moten (at Miami, 3/1/1994)
Best FT Percentage (min. 4 made): 1.000, 4-4, John Wallace (at Miami, 3/1/1994); 8-8, Damone Brown (at SU, 2/13/2002); 4-4, Andrew White III, Tyler Lydon (at SU, 1/4/17)
3-Point FGs Made: 6, Dave Johnson, (at Miami, 1/11/1992); Elijah Hughes (at SU, 1/24/19)
3-Point FGs Attempted: 12, DeShaun Williams (at SU, 2/13/2001); Trevor Cooney (at SU, 1/4/14)
Best 3-Point FG Percentage (min. 3 made): .833 5-6, Malachi Richardson (at Miami, 1/2/2016)
Minutes Played: .45, Buddy Boeheim, Marek Dolezaj (at Miami, 3/7/2020)

TEAM HIGHS

Points: 91 (at Miami, 2/14/2004)
Rebounds: 52 (at SU, 1/28/1995)
Assists: 25 (at Miami, 12/6/1994)
Steals: 14 (at SU, 12/22/93); (at Miami, 12/7/1996)
Blocks: 11 (at SU, 1/24/2019)
Fewest Turnovers: 6 (at SU, 1/24/2019)
Turnovers: 21 (at Miami, 1/8/2000)
Field Goals Made: 38 (at Miami, 2/14/2004)
Field Goal Attempts: 67 (at SU, 1/28/1995)
Best FG Percentage: 64.4 (at Miami, 2/14/2004)
Free Throws Made: 28 (at SU, 2/1/1996)
Free Throw Attempts: 39 (at SU, 1/9/1993); (at Miami, 3/1/1994)
Best FT Percentage: 923, 12-13 (at Miami, 1/3/1996); (at Barclays, 3/08/2017)
3-Point FGs Made: 14, (at SU, 1/24/2019)
3-Point FGs Attempted: 30, (at SU, 1/24/2018)
Best 3-Point FG Percentage (min. 5 made): .524, 8-14 (at SU, 12/22/1993)

2021-22 OPPONENTS

Date	Opponent	includes games of 1/3/2022			Post	TV
		W-L	Rank	Series		
11/9	LAFAYETTE	3-8		9-0	 RSN	
11/14	DREXEL	6-5		4-1	 ESPN 2	
11/20	COLGATE	4-9		127-46		
11/24	vs. VCU	7-4		0-1	 ESPN 2	
11/25	vs. Arizona State	5-8		3-1	 ESPN 2	
11/26	vs. Auburn	12-1	9/9	1-1	 ESPN 2	
11/30	INDIANA	10-3		6-1	 ESPN	
12/4	at Florida State				 ACCN	
12/7	vs. Villanova	9-4	19/15	39-35	 ESPN	
12/11	at Georgetown	6-5		52-45	 FOX	
canc.	LEHIGH			4-0	 ACCN	
12/27	BROWN	8-8		5-3	 ACCN	
12/29	CORNELL	9-3		95-31	 RSN	
ppd.	GEORGIA TECH	6-5		7-7	 RSN	
1/1	VIRGINIA	7-5		6-11	 ACCN	
1/5	at Miami	11-3		20-9	 ACCN	
1/8	at Wake Forest	11-3		9-1	 RSN	
1/11	PITTSBURGH	5-8		73-47	 ESPN	
1/15	FLORIDA STATE	7-4	--/rv	8-5	 ESPN	
1/18	CLEMSON	9-4		5-7	 ACCN	
1/22	at Duke	11-1	2/2	6-11	 ESPN	
1/25	at Pittsburgh			73-47	 ACCN	
1/29	WAKE FOREST			9-1	 ACCN	
2/2	at NC State	7-7		10-6	 ESPN 2	
2/5	LOUISVILLE	9-4		10-19	 ESPN 2	
2/8	at Boston College	6-6		53-26	 ESPN 2	
2/12	at Virginia Tech	8-5		11-5	 ESPN 2	
2/19	BOSTON COLLEGE	6-5		53-26	 ESPN 2	
2/22	at Notre Dame	7-5		31-22	 ESPN 2	
2/26	DUKE			6-11	 ESPN 2	
2/28	at North Carolina	10-3		6-14	 ESPN	
3/5	MIAMI			20-9	 ESPN 2	
TOTAL		193-122, .613				

SU OPPONENT RECORDS

Season	Won-Lost	Pct.
2021-22	193-122	.613
2020-21	301-221	.577
2019-20	439-350	.556
2018-19	576-381	.602
2017-18	624-384	.619
2016-17	565-417	.575
2015-16	594-413	.590
2014-15	527-337	.583
2013-14	547-430	.560
2012-13	613-415	.596

Five Sign NLI With Syracuse

Maliq Brown from Blue Ridge School (Va.), **Chris Bunch** from Wasatch Academy (Utah), **Peter Carey** from Northfield Mount Hermon School (Mass.), and **Quadir Copeland** and **Justin Taylor** from IMG Academy (Fla.), have signed National Letters of Intent (NLI) to enroll and play basketball for the Orange starting in 2022.

The 2022 Syracuse recruiting class is ranked 14th overall and the fourth best in the ACC according to *247sports.com*.

Brown, a 6-9, 210 forward, plays at Blue Ridge School for Coach Cade Lemcke. He is a native of Culpeper, Va., and averaged 12.9 points per game in his junior season. *247sports.com* ranks Brown as the seventh best player in Virginia. He is rated 47th among power forwards by *ESPN.com*.

Bunch, a 6-8, 190 forward, is enrolled at Wasatch Academy in Mount Pleasant, Utah. He is from Concord, Calif. and is a four-star prospect. He ranks 58th nationally and is the third best Class of 2022 prospect in Utah, according to *247Sports.com*. *ESPN.com* has him as a four-star recruit rated 97th overall and the 27th small forward.

Carey, a 6-11, 190 center/forward, attends Northfield Mount Hermon School (Mass.) and is ranked as the sixth best player in Massachusetts, according to *247Sports.com*. Carey played AAU basketball with the New York Lightning.

Copeland, a 6-6, 175 guard, hails from Gettysburg, Pa. and plays for national powerhouse IMG Academy (Fla.) under Coach Chad Myers. He is ranked 85th nationally by *Rivals.com* and is considered the 27th best player in Florida by *247Sports.com*. *ESPN.com* has Copeland rated as the 20th point guard in the Class of 2020.

Taylor, a 6-6, 200 forward, is playing alongside Copeland at IMG Academy (Fla.), after transferring from St. Anne's-Belfield School (Va.), where he was coached by Damin Altizer. He ranks 83rd nationally and is the 15th best player in Florida in the Class of 2022, according to *247Sports.com*. *ESPN.com* has Taylor as a four-star ranked 100th overall and 28th among small forwards. Taylor is from Charlottesville, Va.



Includes games of Jan. 2

Team	Stat	NCAA	ACC
W-L %	.538	193rd	11th
Scoring	78.2	55th	4th
Scoring Defense	75.6	307th	14th
Scoring Margin	+2.6	206th	12th
Rebounds	36.4	169th	7th
Off. Rebounds	10.6	166th	6th
Def. Rebounds	25.8	181st	7th
Rebound Margin	-1.9	271st	14th
Assists	15.1	86th	2nd
Assist:TO Ratio	1.27	58th	5th
Turnovers	11.8	77th	9th
Turnovers Forced	13.3	193rd	5th
Turnover Margin	+1.5	128th	7th
Steals	8.4	56th	3rd
Blocks	4.2	85th	5th
FG %	.457	108th	8th
FG % Defense	422	171st	8th
3FG	8.6	92nd	4th
3FG %	.372	44th	5th
3FG % Defense	.336	227th	9th
FT %	.722	132nd	7th
Individual			
Points Per Game			
Buddy Boeheim	19.5	32nd	4th
Points			
Cole Swider	253	32nd	4th
3-pt Field Goal Made			
Joseph Girard III	37	48th	1st
Buddy Boeheim	30	193	7th
3-pt Field Goal Average			
Joseph Girard III	2.85	52nd	2nd
Buddy Boeheim	2.31	164th	8th
3-pt Field Goal Percentage			
Joseph Girard III	.468	16th	1st
Free Throw Percentage			
Buddy Boeheim	.907	1th	2nd
Rebounds			
Cole Swider	90	159th	8th
Defensive Rebounds Per Game			
Cole Swider	5.46	122nd	8th
Assists Per Game			
Joseph Girard III	4.6	67th	3rd
Assists			
Joseph Girard III	60	54th	2nd
Assist Turnover Ratio			
Buddy Boeheim	1.88	142nd	8th
Blocked Shots Per Game			
Jesse Edwards	2.77	23rd	2nd
Blocks			
Jesse Edwards	36	17	1st
Steals Per Game			
Joseph Girard III	1.77	122nd	6th
Steals			
Joseph Girard III	23	82nd	5th
Double Doubles			
Cole Swider	3	79th	7th
Minutes Played Avg.			
Buddy Boeheim	37:13	10th	1st
Minutes Played			
Buddy Boeheim	483:45	34th	2nd

SPECIALTY STATISTICS

	PP	PTO	SCP	FBP	BP
Opponent	SU-OPP	SU-OPP	SU-OPP	SU-OPP	SU-OPP
LAFAYETTE	44-18	12-9	11-8	24-18	16-21
DREXEL	40-16	25-22	5-9	15-4	8-24
COLGATE	32-28	11-11	16-18	12-8	12-28
vs. VCU	24-30	15-16	16-6	5-7	0-23
vs. Arizona State	36-26	9-10	16-11	2-2	2-25
vs. Auburn	26-42	8-20	6-9	6-11	11-33
INDIANA	36-48	33-11	14-20	24-14	6-10
at Florida State	22-28	9-16	13-9	3-15	1-25
vs. Villanova	22-14	6-13	7-25	2-0	0-14
at Georgetown	42-26	10-5	8-5	13-0	9-14
BROWN	36-26	13-12	11-5	12-8	16-31
CORNELL	40-14	27-18	9-15	10-15	5-38
VIRGINIA	24-40	7-14	16-7	12-5	4-11
at Miami					
at Wake Forest					
PITTSBURGH					
FLORIDA STATE					
CLEMSON					
at Duke					
at Pittsburgh					
WAKE FOREST					
at NC State					
LOUISVILLE					
at Boston College					
at Virginia Tech					
BOSTON COLLEGE					
at Notre Dame					
DUKE					
at North Carolina					
MIAMI					
	424-346	185-177	148-147	240-107	130-299
2021-22 Avg.	32.6-26.6	14.2-13.6	11.4-11.3	18.5-8.2	10.0-23.0
2020-21 Avg.	28.9-28.4	14.8-11.3	10.3-10.4	14.0-11.6	12.0-17.9
2019-20 Avg.	29.3-24.1	15.0-12.9	10.3-11.6	12.3-9.5	11.6-17.3
2018-19 Avg.	27.6-21.2	19.2-19.9	10.0-8.8	7.8-5.1	11.2-15.5
2017-18 Avg.	26.0-23.6	12.7-12.2	11.1-10.6	4.8-6.6	6.9-14.9
2016-17 Avg.	26.2-27.2	15.6-13.5	11.7-12.1	8.0-7.6	14.7-16.7
2015-16 Avg.	26.3-28.8	14.7-12.5	11.5-11.7	7.0-6.3	12.8-19.2
2014-15 Avg.	33.1-26.1	15.5-11.3	12.5-10.9	8.9-6.7	10.2-14.6
2013-14 Avg.	29.9-22.0	16.2-8.7	13.1-9.8	7.3-5.1	11.8-13.4
2012-13 Avg.	32.7-22.3	16.2-12.5	12.8-10.4	10.1-6.7	18.3-15.2
2011-12 Avg.	34.1-23.9	19.9-10.0	12.8-11.7	13.2-6.5	31.6-14.3
2010-11 Avg.	34.3-23.8	17.6-12.3	11.9-9.5	13.0-6.4	19.0-15.2
2009-10 Avg.	40.1-27.7	18.4-15.4	13.1-12.3	14.3-6.6	24.4-15.7
2008-09 Avg.	40.4-30.2	16.0-15.9	11.7-13.2	16.3-10.2	17.9-15.7
2007-08 Avg.	38.6-28.1	17.4-16.6	13.6-12.5	14.0-8.6	9.0-18.5
2006-07 Avg.	30.1-25.1	17.2-15.1	12.2-13.4	12.3-8.4	22.9-17.0
2005-06 Avg.	30.1-24.5	16.8-16.9	13.3-11.1	11.6-8.2	13.5-14.7
2004-05 Avg.	39.9-23.5	17.9-13.6	13.9-13.0	9.5-5.3	16.0-13.9
PP=points in the paint	PTO=points off turnovers		SCP=second chance points		
FBP=fast break points	BP=bench points				


2021-22 SCORING BROTHERS SAME TEAM

includes 1/3/2022 games


No.	Player	School	GP	Points	Avg.	Total
1.	Buddy Boeheim	Syracuse	13	253	19.5	34.2
	Jimmy Boeheim	Syracuse	13	191	14.7	
2.	Keegan Murray	Iowa	13	319	24.5	33.7
	Kris Murray	Iowa	13	119	9.2	
3.	Makai Ashton-Langford	Boston College	12	138	11.5	23.3
	Bryce Golden	Butler	31	246	7.9	
4.	Johnny Davis	Wisconsin	9	188	20.9	22.9
	Jordan Davis	Wisconsin	9	18	2.0	
5.	Bryce McGowens	Nebraska	14	221	15.8	22.1
	Trey McGowens	Nebraska	3	19	6.3	

LEAD/DEFICIT COMPARISON

Opponent	Lead	Deficit	Run	Changes	Ties	Result
LAFAYETTE	36 (0:51-2nd)	3 (19:36-1st)	13-0 (1st)	1	0	W, 97-63
DREXEL	23 (2:06-2nd)	6 (2:48-1st)	12-0 (2nd)	7	2	W, 75-60
COLGATE	17 (13:03-1st)	15 (0:37-2nd)	11-0 (1st)	1	3	L, 85-100
vs. VCU	6 (0:06-1st)	12 (0:22-2nd)	8-0 (1st)	7	4	L, 55-67
vs. Arizona State	18 (0:47-1st)	3 (17:55-1st)	11-0 (1st)	5	7	W, 92-84
vs. Auburn	4 (16:06-1st)	22 (0:20-2nd)	8-0 (1st)	8	2	L, 89-68
INDIANA	18 (1:01-1st)	4 (4:12-2 OT)	10-0 (1st)	8	10	W, 112-110 2OT
at Florida State	11 (5:03-1st)	11 (5:43-2nd)	11-0 (2nd)	3	0	W, 63-60
vs. Villanova	5 (7:31-1st)	14 (1:08-2nd)	6-0 (1st)	15	8	L, 53-67
at Georgetown	10 (1st-0:06)	6 (8:08-2nd)	9-0 (1st)	11	6	L, 75-79
BROWN	32 (3:37-2nd)	0	10-0 (1st+2nd)	0	0	W, 93-62
CORNELL	19 (10:20-2nd)	0	11-0 (1st)	0	0	W, 80-68
VIRGINIA	2 (19:29-2nd)	12 (7:36-1st)	7-0 (1st)	4	4	L, 69-74
at Miami						
at Wake Forest						
PITTSBURGH						
FLORIDA STATE						
CLEMSON						
at Duke						
at Pittsburgh						
WAKE FOREST						
at NC State						
LOUISVILLE						
at Boston College						
at Virginia Tech						
BOSTON COLLEGE						
at Notre Dame						
DUKE						
at North Carolina						
MIAMI						



Jim Boeheim is in his 46th year as head coach at his alma mater.



Boeheim Second All-Time In Wins

Jim Boeheim is in his 46th season as head coach at his alma mater, Syracuse. He earned the *989th win of his coaching tenure when the Orange defeated Cornell, 80-68 on Dec. 29.

989*

Mike Krzyzewski (Army, Duke) is the only active Division I coach who is ahead of Boeheim on the wins and games-coached list.

Boeheim's 45 seasons completed put him first on the list of Division I coaches at their current schools. Krzyzewski is second with 40 campaigns at Duke.

The Book On Boeheim

Boeheim owns a career record of *989-415 (.705).

His 1,404 games (total reflects 101 games vacated between 2004-07 and 2010-12 by the NCAA) ranks first for coaches who have served at only one institution in the Division I ranks.

The 2021 NCAA berth gave SU 41 post-season appearances under Boeheim, including 35 NCAA Tournaments. He has guided his alma mater to the NCAA title game three times, winning it for the first time in 2003.

*record reflects 101 wins vacated between 2004-07 and 2010-12 by the NCAA

JIM BOEHEIM RECORDS

1976-present (46th season)

At Syracuse: 989-415 (.705)*

*record reflects 101 wins vacated between 2004-07 and 2010-12 by the NCAA

As an SU Player: 52-24 (.684)

As an SU Assistant: 139-65 (.681)

NCAA Tournament: 58-34 (.637)#

#record reflects four NCAA Tournament wins vacated between 2004-07 and 2010-12 by the NCAA

NIT: 11-8 (.579)\$

\$record reflects 2 NIT wins vacated between 2004-07 and 2010-12 by the NCAA

ACC Tournament: 4-6 (.400)

BIG EAST Tournament: 50-29 (.633)

In Overtime: 48-30 (.615)

Season Openers 41-5 (.891)

Division I Coaches by Wins

Coach	Schools	Wins
1. M. KRZYZEWSKI	Army, Duke	1,181
2. JIM BOEHEIM	Syracuse	*989
3. Jim Calhoun	Northwestern, UConn St. Joseph (Conn.)	921
4. BOB HUGGINS	Walsh, Akron, Cincy, Kansas State, West Virginia	911
5. Roy Williams	Kansas, North Carolina	903

*record reflects 101 wins vacated between 2004-07 and 2010-12 by the NCAA

Active Division I Coaches by Games

Coach	Schools	Games
1. Mike Krzyzewski	Army, Duke	1,543
2. JIM BOEHEIM	Syracuse	*1,404
3. Cliff Ellis	S. Alabama, Clemson, Auburn, Coastal Carolina	1,338
4. Bob Huggins	Walsh, Akron, Cincinnati, Kansas State, West Virginia	1,295
5. Greg Kampe	Oakland	1,149

*total reflects 101 games vacated between 2004-07 and 2010-12 by the NCAA.

Division I Seasons With Current School

Coach	School	Seasons
1. JIM BOEHEIM	Syracuse	45
2. Mike Krzyzewski	Duke	40
3. Greg Kampe	Oakland	37
4. Bob McKillop	Davidson	32
5. Ron Cottrell	Houston Baptist	30

represents seasons completed

Division I Coaches Wins At Alma Mater

Coach	Schools	Wins
1. JIM BOEHEIM	Syracuse	*989
2. Norm Stewart	Missouri	634
3. Slats Gill	Oregon State	599
4. Guy Lewis	Houston	592
5. Phog Allen	Kansas	588

*record reflects 101 wins vacated between 2004-07 and 2010-12 by the NCAA

Division I Coaches 20-Win Seasons

Coach	Schools	No.
1. M. KRZYZEWSKI	Army, Duke	36
2. JIM BOEHEIM	Syracuse	*34
3. Dean Smith	North Carolina	30
4. Roy Williams	Kansas, North Carolina	29
Bob Knight	Army, Indiana, Texas Tech	29
Lute Olson	Iowa, Arizona	29

*total reflects five 20-win seasons vacated between 2004-07 and 2010-12 by the NCAA

Division I NCAA Tournament Wins

Coach	Schools	Wins
1. M. KRZYZEWSKI	Duke	97
2. Roy Williams	N. Carolina, Kansas	79
3. Dean Smith	North Carolina	65
4. JIM BOEHEIM	Syracuse	*57
5. TOM IZZO	Michigan State	52
6. Jim Calhoun	Northeastern, Connecticut	49
BILL SELF	Tulsa, Illinois, Kansas	49
8. John Wooden	UCLA	47

*record reflects four tournament wins vacated between 2004-07 and 2010-12 by the NCAA

Division I NCAA Tournament Appearances

Coach	Schools	Wins
1. M. KRZYZEWSKI	Duke	35
JIM BOEHEIM	Syracuse	35
3. Roy Williams	Kansas, N. Carolina	30
4. Bob Knight	Indiana, Texas Tech	28
5. Lute Olson	Iowa, Arizona	27
Dean Smith	N. Carolina	27
7. RICK BARNES	Providence, Clemson, Texas, Tennessee	25
BOB HUGGINS	Akron, Cincinnati, W. Virginia	25
Eddie Sutton	Creighton, Arkansas, Kentucky, Oklahoma State	25

Active Coaches in CAPS

includes games of 1/3/2022

BOEHEIM MEN BY THE NUMBERS

TOTAL	3-PTS										REBOUNDS												
Boeheim	G	GS	FG	FGA	Pct	3FG	3FGA	Pct	FT	FTA	Pct	O	D	Tot	Avg	PF	FO	A	TO	Blk	Stl	Pts	Avg
Buddy	102	75	497	1,205	.412	251	687	.365	160	196	.816	53	171	220	2.2	153	2	208	133	10	104	1,408	13.8
Jimmy	91	51	375	865	.434	94	302	.311	147	225	.653	87	273	360	4.0	129	0	96	106	28	50	991	10.9
Jim	76		320	616	.519	--	--	--	105	151	.695			177	2.3							745	9.8

2021-22 AP POLL

January 3, 2021

No.	Team	W-L	Points
1.	Baylor (61)	13-0	1,525
2.	Dke	11-1	1,447
3.	Purdue	12-1	1,376
4.	Gonzaga	11-2	1,336
5.	UCLA	8-1	1,287
6.	Knasas	11-1	1,237
7.	USC	12-0	1,015
8.	Arizona	11-1	1,013
9.	Auburn	12-1	976
10.	Michigan State	12-2	934
11.	Iowa State	12-1	896
12.	Houston	12-2	849
13.	Ohio State	9-2	819
14.	Texas	11-2	640
15.	Alabama	10-3	589
16.	Providence	13-1	560
	Kentucky	11-2	560
18.	Tennessee	9-3	519
19.	Villanova	9-4	437
20.	Colorado State	10-0	386
21.	LSU	12-1	371
22.	Xavier	11-2	270
23.	Wisconsin	10-2	221
24.	Seton Hall	9-3	174
25.	Texas Tech	10-2	142

Others receiving votes: Illinois 74, Oklahoma 71, Loyola-Chicago 40, Connecticut 39, West Virginia 6, Iowa 5, San Francisco 3, Davidson 3, Minnesota 3, Creighton 2

2021-22 COACHES POLL

January 3, 2022

No.	Team	W-L	Points
1.	Baylor (32)	13-0	800
2.	Duke	11-1	760
3.	Purdue	12-1	713
4.	Gonzaga	11-2	693
5.	UCLA	8-1	657
6.	Kansas	11-1	654
7.	Arizona	11-1	559
8.	USC	12-0	517
9.	Auburn	12-1	512
10.	Michigan State	12-2	507
11.	Iowa State	12-1	450
12.	Ohio State	9-2	412
13.	Kentucky	11-2	344
14.	Houston	12-2	328
15.	Villanova	9-4	286
16.	Texas	11-2	285
17.	Providence	13-1	284
18.	Tennessee	9-3	253
19.	Colorado State	10-0	229
20.	Alabama	10-3	223
21.	LSU	12-1	208
22.	Seton Hall	9-3	160
23.	Wisconsin	10-2	156
24.	Xavier	11-2	136
25.	Texas Tech	10-2	110

Others receiving votes: Illinois 37, Connecticut 30, Oklahoma 29, Loyola-Chicago 16, Arkansas 15, Minnesota 14, San Francisco 6, BYU 5, Saint Mary's 4, Florida 4, West Virginia 2, Davidson 1, Florida State 1.

SYRACUSE POLL POINTS

The last time. . .

SU vs.	12/7/21	#6 Villanova 67, SU 53
ranked team		
SU win vs.	3/21/21	SU 75, #13 West Virginia 72
ranked team		
Both ranked	11/16/18	#13 Oregon 80, #15 SU 65
Both top 10	2/22/14	#5 Duke 66, #1 SU 60
Both top 5	2/22/14	#5 Duke 66, #1 SU 60
SU vs. ranked	3/27/21	#6 Houston 62, SU 46
back-to-back	3/21/21	SU 75, #13 West Virginia 72
SU played #1	2/23/19	#1 Duke 75, SU 65
SU beat #1	1/14/19	SU 95, #1 Duke 91 OT
SU played #2	3/4/19	#2 Virginia 79, SU 53
SU beat #2	2/3/03	SU 67, #2 Pittsburgh 65
SU played #3	1/9/18	#3 Virginia 68, SU 60
SU beat #3	3/12/09	#18 SU 127, #3 UConn 117 6 OT
SU played #4	3/27/16	SU 68, #4 Virginia 62 (NCAA)
SU beat #4	3/27/16	SU 68, #4 Virginia 62 (NCAA)
SU played #5	3/14/19	#5 Duke 84, SU 72 (ACCT)
SU beat #5	3/18/18	SU 55, #5 Mich. State (NCAA) 53
SU played #6 12/7/21 #6 Villanova 67, SU 53		
SU beat #6	1/28/17	SU 82, #6 Florida State 72
SU played #7	2/26/17	#7 Louisville 88, SU 68
SU beat #7	12/7/10	#8 SU 72, #7 Michigan State 58
SU played #8	1/25/21	#8 Virginia 81, SU 58
SU beat #8	12/28/13	#2 SU 78, #8 Villanova 62
SU played #9	2/1/20	#9 Duke 97, SU 88
SU beat #9	2/4/17	SU 66, #9 Virginia 62
SU played #10	1/26/19	#10 Virginia Tech 78, SU 56
SU beat #10	2/22/17	SU 78, #10 Duke 75
SU played #11	2/19/20	#11 Louisville 90, SU 66
SU beat #11	2/26/11	#17 SU 58, #11 Georgetown 51
SU played #12	3/7/18	#12 N. Carolina 78, SU 59 (ACCT)
SU beat #12	2/18/15	SU 69, #12 Louisville 59
SU played #13	3/21/21	SU 75, #13 West Virginia 72
SU beat #13	3/21/21	SU 75, #13 West Virginia 72
SU played #14	12/18/18	#14 Buffalo 71, SU 59
SU beat #14	3/22/12*	#2 SU 64, #14 Wisconsin 63 (NCAA)
SU played #15	3/11/21	#15 Virginia 72, SU 69 (ACCT)
SU beat #15	3/30/13	#16 SU 55, #15 Marquette 39 (NCAA)
SU played #16	3/19/21	SU 78, #16 San Diego St. 62
SU beat #16	3/19/21	SU 78, #16 San Diego St. 62
SU played #17	11/29/16	#17 Wisconsin 77, #22 SU 60
SU beat #17	2/1/14	#2 SU 91, #17 Duke 89 OT
SU played #18	1/11/20	SU 63, #18/18 Virginia 55 OT
SU beat #18	1/11/20	SU 63, #18/18 Virginia 55 OT
SU played #19 11/26/21 #19 Auburn 89, Syracuse 68		
SU beat #19	3/3/12	#2 SU 58, #19 Louisville 49
SU played #20	1/18/16	SU 64, #20 Duke 62
SU beat #20	1/18/16	SU 64, #20 Duke 62
SU played #21	12/9/20	#21 Rutgers 79, Syracuse 69
SU beat #21	1/21/13	#t3 SU 57, #21 Cincinnati 55
SU played #22	2/5/19	#22 Florida State 80, SU 62
SU beat #22	1/18/14	#2 SU 59, #22 Pittsburgh 54
SU played #23	1/13/18	#23 Florida State 101, SU 90 2OT
SU beat #23	12/20/08	SU 72, #23 Memphis 65
SU played #24	11/19/04	SU 71, #24 Memphis 62
SU beat #24	11/19/04	SU 71, #24 Memphis 62
SU played #25	1/28/16	SU 81, #25 Notre Dame 66
SU beat #25	1/28/16	SU 81, #25 Notre Dame 66

Ranked opponents

in a season 15 2008-09

*wins vacated by NCAA sanctions

SU IN THE 2021-22 POLLS

Date	AP	Coaches
Preseason	rv	rv
November 15	rv	--
November 22	rv	rv
November 29	--	--
December 6	--	--
December 13	--	--
December 20	--	--
December 27	--	--
January 3	--	--

SU'S MOST FAMILIAR FOES

Opponents	Games
1. Colgate (Nov. 20)	173
2. Cornell (Dec. 29)	126
3. Pittsburgh (Jan.11, Jan. 25)	120
4. Penn State	106
5. Georgetown (Dec. 11)	97
6. Connecticut	95
7. St. John's	91
8. Niagara (Dec. 3)	83
9. Boston College (Feb. 8, Feb. 19)	79
10. Villanova (Dec. 7)	74

bold indicates 2021-22 opponent



JOHN BOL AJAK

Center • 6-10 • 216 • Redshirt Sophomore
Natinga, South Sudan • The School At Church Farm
Westtown School (Pa.)

2

- He saw time in the 2021 season opener against Lafayette and scored two points. He has played in three games this season.
- Ajak played in the 2020-21 NCAA Tournament game against San Diego State on March 19, 2021.
- Ajak made his collegiate debut against Niagara last season.
- He scored his first points for the Orange in a game against Rider .
- Ajak played in 10 games last season.

AJAK SEASON HIGHS

Points: 2, Lafayette
FG Made: 1, Lafayette
FG Attempted: 3, Lafayette
3-Point FGM:
3-Point FGA: 1, Lafayette
FT Made: 1, vs. Auburn
FT Attempted: 2, vs. Auburn
Rebounds: 4, Lafayette
Off. Rebounds:
Def. Rebounds: 4, Lafayette
Assists: 1, Lafayette
Steals: 0
Blocks: 0
Minutes: 7, Lafayette

AJAK CAREER HIGHS

Points: 2, Lafayette, 2021-22; Rider, 2020-21
FG Made: 1, Lafayette, 2021-22; Rider, 2020-21
FG Attempted: 3, Lafayette, 2021-22
3-Point FGM:
3-Point FGA: 1, Lafayette, 2021-22
FT Made: 1, vs. Auburn, 2021-22
FT Attempted: 2, vs. Auburn, 2021-22
Rebounds: 4, Lafayette, 2021-22
Off. Rebounds: 1, at Rutgers, at Boston College, 2020-21
Def. Rebounds: 4, Lafayette, 2021-22
Assists: 1, Lafayette, 2021-22; Rider, at Rutgers, 2020-21
Steals: 1 at Duke, 2020-21
Blocks: 1, Notre Dame, at Georgia Tech, 2020-21
Minutes: 9, Niagara, at Georgia Tech, 2020-21

2021-22 AJAK GAME-BY-GAME

Opponent	MP	FG	3PT	FT	REB	PF	A	T	B	S	TP
LAFAYETTE	7	1-3	0-1	0-0	4	0	1	0	0	0	2
DREXEL	DNP										
COLGATE	DNP										
vs. VCU	DNP										
vs. Arizona State	DNP										
vs. Auburn	3	0-0	0-0	1-2	0	0	0	0	0	0	1
INDIANA	DNP										
at Florida State	DNP										
vs. Villanova	DNP										
at Georgetown	DNP										
BROWN	DNP										
CORNELL	3	0-0	0-0	0-0	1	0	0	1	0	0	0
GA. TECH	Postponed										
VIRGINIA	DNP										
at Miami											
at Wake Forest											
Pittsburgh											
FLORIDA STATE											
CLEMSON											
at Duke											
at Pittsburgh											
WAKE FOREST											
at NC State											
LOUISVILLE											
at Boston College											
at Virginia Tech											
BOSTON COLLEGE											
at Notre Dame											
DUKE											
at North Carolina											
MIAMI											


AJAK'S CAREER STATISTICS

Year	G	GS	TOTAL			3-PTS			FT			REBOUNDS				PF		A		Blk	Stl	Pts	Avg
			FG	FGA	Pct	3FG	3FGA	Pct	FT	FTA	Pct	O	D	Tot	Avg	PF	FO	A	TO				
2020-21	10	0	1	4	.250	0	0	.000	0	0	.000	2	2	4	0.4	7	0	2	1	2	1	2	0.2
2021-22	3	0	1	3	.333	0	1	.000	1	2	.500	0	5	5	1.7	0	0	1	1	0	0	3	1.5
Total	12	0	2	7	.286	0	1	.000	1	2	.500	2	7	9	0.7	7	0	3	2	2	1	5	0.4



FRANK ANSELEM

Center • 6-10 • 215 • Sophomore
Lagos, Nigeria • Westlake (Ga.)
Lincoln Academy (Ga.) • Prolific Prep (Calif.)



- Anselem has played in all 13 games so far this season.
- He led the team in rebounds in the game against Drexel, grabbing a career-high six.
- Anselem recorded a career-high two steals in the game against Colgate.
- He shot 4-for-4 from the free-throw line in the win versus Indiana.

ANSELEM SEASON HIGHS

Points: 6, Drexel
FG Made: 3, Drexel
FG Attempted: 4, Drexel
3-Point FGM: 0
3-Point FGA: 0
FT Made: 4, vs. Indiana
FT Attempted: 4, vs. Indiana and Brown
Rebounds: 6, Drexel
Off. Rebounds: 3, Lafayette
Def. Rebounds: 4, Drexel
Assists: 2, Lafayette
Steals: 2, Colgate
Blocks: 1, Brown and Cornell
Minutes: 17, Lafayette

ANSELEM CAREER HIGHS

Points: 6, Drexel, 2021-22
FG Made: 3, Drexel 2021-22
FG Attempted: 4, Drexel, 2021-22
3-Point FGM: 0
3-Point FGA: 0
FT Made: 4, Indiana, 2021, Rider, 2020-21
FT Attempted: 5, Rider, 2020-21
Rebounds: 6, Drexel, 2021-22
Off. Rebounds: 3, Lafayette, 2021-22
Def. Rebounds: 4, Drexel, 2021-22
Assists: 2, Lafayette, 2021-22
Steals: 2, Colgate 2021-22
Blocks: 1, Brown, 2021-22, Cornell, 2021-22, Rider, 2020-21
Minutes: 17, Lafayette, 2021-22

2021-22 ANSELEM GAME-BY-GAME

Opponent	MP	FG	3PT	FT	REB	PF	A	T	B	S	TP
LAFAYETTE	17	2-3	0-0	1-2	4	0	2	0	0	0	5
DREXEL	16	3-4	0-0	0-2	6	3	0	1	0	0	6
COLGATE	9	0-0	0-0	0-0	1	2	1	0	0	2	0
vs. VCU	15	0-1	0-0	0-0	1	3	0	1	0	1	0
vs. Arizona State	5	0-0	0-0	2-2	1	1	0	0	0	0	2
vs. Auburn	9	0-1	0-0	2-2	2	0	0	0	0	0	2
INDIANA	11	0-0	0-0	4-4	3	3	0	0	0	0	4
at Florida State	8	0-0	0-0	0-0	4	1	0	0	0	0	0
vs. Villanova	9	0-0	0-0	0-0	1	1	0	1	0	0	0
at Georgetown	10	2-3	0-0	1-2	1	1	0	0	1	0	5
BROWN	11	0-0	0-0	2-4	5	2	0	0	1	0	2
CORNELL	11	0-0	0-0	2-2	0	0	0	1	1	0	2
GA. TECH	Postponed										
VIRGINIA	9	0-0	0-0	0-0	1	0	0	1	1	0	0
at Miami											
at Wake Forest											
PITTSBURGH											
FLORIDA STATE											
CLEMSON											
at Duke											
at Pittsburgh											
WAKE FOREST											
at NC State											
LOUISVILLE											
at Boston College											
at Virginia Tech											
BOSTON COLLEGE											
at Notre Dame											
DUKE											
at North Carolina											
MIAMI											

ANSELEM'S CAREER STATISTICS

Year	G	GS	TOTAL			3-PTS			FT	FTA	Pct	REBOUNDS				PF	FO	A	TO	Blk	Stl	Pts	Avg
			FG	FGA	Pct	3FG	3FGA	Pct				O	D	Tot	Avg								
2020-21	4	0	1	1	1.000	0	0	.000	4	5	.800	2	3	5	1.3	4	0	0	3	1	1	6	1.5
2021-22	13	0	7	12	.583	0	0	.000	14	20	.700	13	17	30	2.3	17	0	3	5	4	3	28	2.2
Total	17	0	8	13	.615	0	0	.000	18	25	.720	15	20	34	2.0	21	0	3	8	5	4	34	2.0



BUDDY BOEHEIM

Guard • 6-6 • 205 • Senior
 Fayetteville, N.Y. • Jamesville-DeWitt H.S.
 Brewster Academy (N.H.)

35

- Boeheim was one of five players voted Preseason First Team All-ACC.
- He is on the Watch Lists for five different honors, including the NABC Player of the Year award.
- He netted 27 points and a career best five steals and eight assists versus Indiana.
- Boeheim has scored in double-digits in 11 out of the 13 games .
- He recorded a season high 28 points against Brown.

B. BOEHEIM SEASON HIGHS

Points: 28, Brown
FG Made: 11, Brown
FG Attempted: 23, Indiana
3-Point FGM: 4, Brown
3-Point FGA: 11, Indiana
FT Made: 9, vs. Auburn
FT Attempted: 11, vs. Arizona State
Rebounds: 6, vs. VCU, vs. Arizona State
Off. Rebounds: 3, vs. VCU
Def. Rebounds: 5, vs. Arizona State
Assists: 8, Indiana
Steals: 5, Indiana
Blocks: 0
Minutes: 50, Indiana

B. BOEHEIM CAREER HIGHS

Points: 31 vs. Virginia (ACCT), 2020-21
FG Made: 11 vs. Brown, 2021-22, vs. San Diego St. (NCAA), 2020-21
FG Attempted: 24, Buffalo, 2020-21
3-Point FGM: 7 vs. San Diego St. (NCAA), 2020-21; at Georgetown, Notre Dame, 2019-20
3-Point FGA: 13, North Carolina, vs. West Virginia (NCAA), 2020-21; Cornell, at Georgia Tech, Georgetown, Virginia Tech, 2019-20
FT Made: 9, vs. Auburn, 2021-22
FT Attempted: 12 vs. North Carolina (ACCT), 2019-20
Rebounds: 6, vs. VCU and Arizona State, 2021-22 vs. Houston (NCAA), 2020-21; Colgate, North Florida, 2019-20; vs. Pittsburgh (ACCT), 2018-19
Off. Rebounds: 4, Duke, 2018-19
Def. Rebounds: 6, vs. Houston (NCAA), 2020-21; Colgate, 2019-20
Assists: 8, Indiana, 2021-22
Steals: 5, Indiana, 2021-22
Blocks: 2 at Florida State, 2019-20
Minutes: 50, Indiana, 2021-22

2021-22 BOEHEIM GAME-BY-GAME

Opponent	MP	FG	3PT	FT	REB	PF	A	T	B	S	TP
LAFAYETTE*	35	6-14	3-9	3-3	4	0	5	1	0	1	18
DREXEL*	34	8-16	3-6	4-4	1	1	4	1	0	2	23
COLGATE*	40	7-16	2-6	3-3	2	3	0	2	0	1	19
vs. VCU*	39	6-17	2-10	6-7	6	2	2	1	0	3	20
vs. Arizona State*	39	7-17	1-5	8-11	6	0	5	3	0	2	23
vs. Auburn*	32	3-12	2-6	9-9	3	1	2	3	0	2	17
INDIANA*	50	10-23	3-11	4-4	3	4	8	2	0	5	27
at Florida State*	38	3-10	0-4	0-0	4	1	5	2	0	0	6
vs. Villanova*	38	3-15	0-5	0-0	0	2	1	1	0	0	6
at Georgetown*	37	7-18	3-7	0-0	4	2	3	0	0	1	17
BROWN*	29	11-19	4-6	2-2	5	0	3	3	0	0	28
CORNELL*	33	9-16	2-6	2-2	2	1	2	2	0	1	22
GA. TECH	Postponed										
VIRGINIA*	40	7-17	5-10	8-9	4	3	5	3	0	0	27
at Miami											
at Wake Forest											
PITTSBURGH											
FLORIDA STATE											
CLEMSON											
at Duke											
at Pittsburgh											
WAKE FOREST											
at NC State											
LOUISVILLE											
at Boston College											
at Virginia Tech											
BOSTON COLLEGE											
at Notre Dame											
DUKE											
at North Carolina											
MIAMI											
*started											

BOEHEIM'S CAREER STATISTICS

Year	TOTAL					3-PTS			REBOUNDS					PF		A		Blk	Stl	Pts	Avg		
	G	GS	FG	FGA	Pct	3FG	3FGA	Pct	FT	FTA	Pct	O	D	Tot	Avg	FO	TO						
2018-19	32	5	72	189	.381	47	133	.353	26	33	.788	18	34	52	1.6	38	0	33	25	3	18	217	6.8
2019-20	32	32	177	434	.408	97	262	.370	40	56	.714	12	49	61	1.9	54	2	69	47	6	35	491	15.3
2020-21	25	25	161	372	.433	77	201	.383	45	53	.849	14	52	66	2.6	41	0	64	40	1	33	444	17.8
2021-22	13	13	87	210	.414	30	91	.330	49	54	.907	9	35	44	3.4	20	0	45	24	0	18	253	19.5
Totals	102	75	497	1,205	.412	251	687	.365	160	196	.816	53	171	220	2.2	153	2	208	133	10	104	1,408	13.8

BOEHEIM WATCH LISTS



The National Association of Basketball Coaches (NABC) Player of the Year award is an annual award that recognizes the top player in men's college basketball. The award has been given annually each year since the 1974-75 season in NCAA Division I Basketball.

The Player of the Year will be announced during the week of the 2022 Final Four in New Orleans.

2022 NABC Division I Player of the Year Preseason Watch List

- Max Abmas, Oral Roberts
- Ochai Agbaji, Kansas
- Paolo Banchero, Duke
- Buddy Boeheim, Syracuse**
- Marcus Carr, Texas
- Julian Champagnie, St. John's
- Kofi Cockburn, Illinois
- Hunter Dickinson, Michigan
- Collin Gillespie, Villanova
- Chet Holmgren, Gonzaga
- Jaden Ivey, Purdue
- Trayce Jackson-Davis, Indiana
- Jaime Jaquez Jr., UCLA
- Johnny Juzang, UCLA
- E.J. Liddell, Ohio State
- Remy Martin, Kansas
- Scotty Pippen Jr., Vanderbilt
- Jahvon Quinerly, Alabama
- Drew Timme, Gonzaga
- Trevion Williams, Purdue



The Naismith Trophy is one of the most prestigious national honors awarded to the top basketball players in the nation. Each year, the club's board publishes a "Watch List" made up of the top 50 players to watch in college basketball.

The award winner will be announced during the first week of April in 2022.

2022 Citizen Naismith Trophy Watch List

- Adam Flagler, Baylor
- Alex Barcello, BYU
- Andre Curbelo, Illinois
- Andrew Jones, Texas
- Andre Nembhard, Gonzaga
- Armando Bacot, North Carolina
- Buddy Boeheim, Syracuse**
- Caleb Houstan, Michigan
- Chet Holmgren, Gonzaga
- Chris Lykes, Arkansas
- Collin Gillespie, Villanova
- David McCormack, Kansas
- Drew Timme, Gonzaga
- E.J. Liddell, Ohio State
- Emoni Bates, Memphis
- Hunter Dickinson, Michigan
- Isaiah Mobley, USC
- Jabari Smith, Auburn
- Jaden Ivey, Purdue
- Jaden Shackelford, Alabama
- Jahvon Quinerly, Alabama
- Jaime Jaquez, UCLA
- Jalen Duren, Memphis
- James Akinjo, Baylor
- Johnny Juzang, UCLA
- Julian Champagnie, St. John's
- Justin Moore, Villanova
- Keion Brooks Jr., Kentucky
- Kellan Grady, Kentucky
- Kendric Davis, SMU
- Kennedy Chandler, Tennessee
- Kenneth Lofton Jr., Louisiana Tech
- Keve Aluma, Virginia Tech
- Kofi Cockburn, Illinois
- Marcus Carr, Texas
- Marcus Sasser, Houston
- Matt Bradley, SDSU
- Natthew Mayer, Baylor
- Max Abmas, Oral Roberts
- Ochai Agbaji, Kansas
- Paolo Banchero, Duke
- Patrick Baldwin, Milwaukee
- Remy Martin, Kansas
- Scotty Pippen Jr., Vanderbilt
- Terrence Shannon Jr., Texas Tech
- Tracy Jackson-Davis, Indiana
- Trevion Williams, Purdue
- Tyson Etuebbe, Wichita State
- TyTy Washington, Kentucky
- Will Richardson, Oregon

THE BASKETBALL HALL OF FAME



The Basketball Hall of Fame Shooting Guard of the Year Award recognizes the top shooting guards in division I men's college basketball. A national committee of top college basketball personnel determined the watch list of 20 candidates, which includes Syracuse senior **Buddy Boeheim**.

The award in its eighth year, will be presented on a to be determined date.

2022 Jerry West Shooting Guard of the Year Award

- Ochai Agabji, Kansas
- Eric Ayala, Maryland
- Buddy Boeheim, Syracuse**
- Matt Bradley, San Diego St.
- Eli Brooks, Michigan
- Adam Flagler, Baylor
- Kellan Grady, Kentucky
- Dev' Vion Harmon, Oregon
- Jaden Ivey, Purdue
- Andrew Jones, Texas
- Johnny Juzang, UCLA
- Taevion Kinsey, Marshall
- Benedict Mathurin, Arizona
- Justin Moore, Villanova
- Landers Nolley, Memphis
- Jared Rhoden, Seton Hall
- Hunter Sallis, Gonzaga
- Jaden Shackelford, Alabama
- Terrence Shannon Jr., Texas Tech
- Isaiah Wong, Miami

BOEHEIM WATCH LISTS



Created in 1976, the John R. Wooden Award recognizes the Most Outstanding Player in NCAA men's basketball as well as All American Teams. The preseason poll was chosen by a national group of basketball experts.

The Wooden Award All American Team will be announced the week of the "Elite Eight"

Wooden Award Preseason Top 50

- Max Abmas, Oral Roberts
- Ochai Agbaji, Kansas
- Keve Aluma, Virginia Tech
- Eric Ayala, Maryland
- Armando Bacot, North Carolina
- Patrick Baldwin, Milwaukee
- Paolo Banchero, Duke
- Emoni Bates, Memphis
- Buddy Boeheim, Syracuse
- Matt Bradley, SDSU
- Tyger Campbell, UCLA
- Marcus Carr, Texas
- Julian Champagnie, St. Johns
- Kennedy Chandler, Tennessee
- Kofi Cockburn, Illinois
- Andre Curbelo, Illinois
- Kendric Davis, SMU
- Hunter Dickinson, Michigan
- Jalen Duren, Memphis
- Tyson Etienne, Wichita State
- Adam Flagler, Baylor
- Dawson Garcia, North Carolina
- Collin Gillespie, Villanova
- Kellan Grady, Kentucky
- Ron Harper Jr., Rutgers
- Chet Holmgren, Gonzaga
- Caleb Houston, Michigan
- Jaden Ivey, Purdue
- Trayce Jackson-Davis, Indiana
- Jaimie Jasquez Jr., UCLA
- Johnny Juzang, UCLA
- E.J., Liddell, Ohio State
- Kyle Lofton, St. Bonaventure
- Remy Martin, Kansas
- Matthew Mayer, Baylor
- David McCormack, Kansas
- Isaiah Mobley, USC
- Iverson Molinar, Mississippi State
- Andrew Nembhard, Gonzaga
- Scotty Pippen Jr., Vanderbilt
- Jahvon Quinerly, Alabama
- Will Richardson, Oregon
- Marcus Sasser, Houston
- Jaden Shackelford, Alabama
- Terrence Shannon Jr., Texas Tech



Thirty NCAA men's basketball student-athletes, who excel both on and off the court, were selected as candidates for the 2021-22 Senior CLASS Award. Syracuse's **Buddy Boeheim** was one of the thirty named to the list.

The Senior CLASS Award winners will be announced during the 2022 NCAA Men's Final Four.

2022 Senior Class Award Candidates

- Alex Barcello, BYU
- Evan Battay, Colorado
- Jules Bernanrd, UCLA
- Buddy Boeheim, Syracuse**
- Eli Brooks, Michigan
- Garrison Brooks, Mississippi State
- Brad Davison, Wisconsin
- Anthony Duruji, Florida
- Trent Frazier, Illinois
- John Fulkerson, Tennessee
- Jacob Gilyard, Richmond
- Tanner Groves, Oklahoma
- Tate Hall, Loyola Chicago
- Ron Harper Jr., Rutgers
- John Harrar, Penn State
- Ryan Hawkins, Creighton
- ShanQuan Hemphill, Drake
- Myles Johnson, UCLA
- Jarkel Joiner, Ole Miss
- Gavin Kensmil, Stephen F. Austin
- Isaac Likekele, Oklahoma State
- Kameron McGusty, Miami
- Alex Morales, Wagner
- Justyn Mutts, Virginia Tech
- Austin Phyfe, Northern Iowa
- D'Shawn Schwartz, George Mason
- Eli Scott, Loyola Marymount
- Sasha Stefanovic, Purdue
- Hunter Tyson, Clemson
- Lucas Williamson, Loyola Chicago

SYRACUSE CAREER 3FGM

includes Virginia game

Name	Games	3FG-3FGA	Years
1. Gerry McNamara	135	400-1,131	2002-06
2. Andy Rautins	127	282-754	2005-10
3. Trevor Cooney	141	281-835	2012-16
4. Buddy Boeheim	102	251-687	2018-21
5. Preston Shumpert	134	249-659	1998-02
6. Eric Devendorf	116	208-550	2005-09
7. Demetris Nichols	123	205-573	2003-07
8. Lawrence Moten	121	197-624	1991-95
9. Marius Janulis	114	190-476	1994-98
10. Tyus Battle	103	179-535	2016-19

1,000 CAREER POINTS

No.	Player	Points	Avg.	Years
1.	Lawrence Moten	2,334	19.3	1991-95
2.	Derrick Coleman	2,143	15.0	1986-90
3.	John Wallace	2,119	16.7	1992-96
4.	Gerry McNamara	2,099	15.5	2002-06
5.	Hakim Warrick	2,073	15.4	2001-05
6.	Sherman Douglas	2,060	14.9	1985-89
7.	Stephen Thompson	1,956	13.6	1986-90
8.	Preston Shumpert	1,907	14.2	1998-02
9.	Dave Bing	1,883	24.8	1963-66
10.	Rafael Addison	1,876	14.9	1982-86
11.	Erich Santifer	1,845	14.9	1979-83
12.	Billy Owens	1,840	17.9	1988-91
13.	Rony Seikaly	1,716	12.6	1984-88
14.	Eric Devendorf	1,680	14.5	2005-09
15.	C.J. Fair	1,660	11.6	2010-14
16.	Tyus Battle	1,647	16.0	2016-19
17.	Dave Johnson	1,614	12.2	1988-92
18.	Brandon Triche	1,564	10.6	2009-13
19.	Roosevelt Bouie	1,560	13.2	1976-80
	Todd Burgan	1,560	12.5	1994-98
21.	Adrian Autry	1,538	12.7	1990-94
22.	Dennis DuVal	1,504	18.6	1971-74
23.	Jason Hart	1,503	11.4	1996-00
24.	Rudy Hackett	1,496	17.2	1972-75
	Dale Shackelford	1,496	12.8	1975-79
26.	D. Washington	1,490	15.7	1983-86
27.	Louis Orr	1,487	12.8	1976-80
28.	Kris Joseph	1,476	10.5	2008-12
29.	Bill Smith	1,451	20.7	1968-71
30.	Trevor Cooney	1,437	10.2	2012-16
31.	Otis Hill	1,416	10.9	1993-97
32.	Buddy Boeheim	1,408	13.8	2018-
33.	Greg Kohls	1,360	19.2	1969-72
34.	Mike Lee	1,351	16.3	1970-73
35.	Billy Gabor	1,344	14.9	1942-48
	Demetris Nichols	1,344	10.9	2003-07
37.	Etan Thomas	1,340	11.0	1996-00
38.	Vinnie Cohen	1,337	19.7	1954-57
39.	Tony Bruin	1,294	11.6	1979-83
40.	Scoop Jardine	1,265	9.0	2007-12
41.	Paul Harris	1,253	11.7	2006-09
42.	George Hicker	1,245	16.0	1965-68
	Rick Jackson	1,245	8.7	2007-11
44.	Arinze Onuaku	1,232	9.2	2005-10
45.	Damone Brown	1,230	10.9	1997-01
46.	Wendell Alexis	1,212	9.7	1982-86
47.	Jonny Flynn	1,211	16.6	2007-09
48.	Jack Kiley	1,193	15.1	1948-51
49.	Ryan Blackwell	1,175	11.8	1997-00
50.	Jim Lee	1,165	13.4	1972-75
51.	Marty Byrnes	1,159	11.0	1974-78
	Marty Headd	1,159	10.9	1977-81
53.	Michael Gbinije	1,144	11.3	2013-16
54.	DeShaun Williams	1,136	11.7	1999-02
55.	Andy Rautins	1,121	8.8	2005-10
56.	James Williams	1,119	11.0	1973-77
57.	Ed Stichel	1,096	11.0	1945-49
58.	Jon Cincebox	1,087	15.8	1956-59
59.	Kueth Duany	1,084	8.5	1999-03
60.	Pete Chudy	1,079	16.1	1958-61
61.	Elijah Hughes	1,075	16.3	2018-20
62.	Vaughn Harper	1,070	13.5	1965-68
63.	Rakeem Christmas	1,046	7.4	2011-15
64.	Leo Rautins	1,031	12.1	1980-83



JIMMY BOEHEIM

Forward • 6-8 • 225 • Graduate
 Fayetteville, N.Y. • Jamesville-DeWitt H.S.
 New Hampton School (N.H.) • Cornell



- Boeheim completed his undergraduate degree at Cornell University last spring.
- He did not play last year because the Ivy League canceled its 2020-21 season due to the COVID-19 pandemic.
- Jimmy recorded a double-double in games against Colgate and VCU.
- He posted a season-high 12 rebounds in the contest against VCU.
- He has scored the first points for the Orange in 11 of the 13 contests.

J. BOEHEIM SEASON HIGHS

Points: 26, Indiana
FG Made: 10, vs. Villanova
FG Attempted: 20, Indiana
3-Point FGM: 4, Indiana
3-Point FGA: 9, Indiana
FT Made: 6, vs. VCU
FT Attempted: 7, Colgate, vs. VCU
Rebounds: 12, vs. VCU
Off. Rebounds: 5, vs. VCU
Def. Rebounds: 7, Colgate, vs. VCU, vs. Arizona State
Assists: 2, vs. Arizona State, Indiana, and at Georgetown
Steals: 3, vs. VCU, Brown
Blocks: 1, vs. VCU and at Georgetown
Minutes: 47, Indiana

BOEHEIM CAREER HIGHS *at Cornell

Points*: 31 at Robert Morris, 2018-19
FG Made*: 14 at Robert Morris, 2018-19
FG Attempted*: 22 at Lafayette, at Hartford, 2019-20
3-Point FGM: 4, vs. Indiana, 2021-22, at Hartford, 2019-20; Longwood, at Harvard, 2018-19
3-Point FGA*: 10 at Hartford, 2019-20
FT Made*: 9 at Syracuse, 2019-20
FT Attempted*: 11 at Syracuse, 2019-20
Rebounds*: 17 at Coppin State, 2019-20
Off. Rebounds*: 8, Coppin State, 2019-20
Def. Rebounds*: 10 at Navy, 2019-20
Assists*: 4 at Yale, Binghamton, 2019-20; at Syracuse, 2018-19
Steals*: 3 vs. VCU, 2021-22, Brown, 2021-22, at Brown, 2019-20
Blocks*: 2 at Columbia, 2019-20; Harvard, at Columbia, 2018-19; Brown, Central Penn, 2017-18
Minutes: 47, Indiana, 2021-22

2021-22 BOEHEIM GAME-BY-GAME

Opponent	MP	FG	3PT	FT	REB	PF	A	T	B	S	TP
LAFAYETTE*	25	8-9	2-3	0-0	5	1	0	3	0	1	18
DREXEL*	33	6-10	1-2	1-2	4	1	1	1	0	1	14
COLGATE*	34	3-10	0-3	5-7	10	1	1	1	0	2	11
vs. VCU*	36	5-13	1-1	6-7	12	1	1	2	1	3	17
vs. Arizona State*	36	5-10	1-3	0-1	8	3	2	1	0	0	11
vs. Auburn*	24	1-5	1-1	0-0	1	1	1	0	0	0	3
INDIANA*	47	9-20	4-9	4-6	5	2	2	2	0	1	26
at Florida State*	37	5-13	1-3	2-4	4	2	0	1	0	1	13
vs. Villanova*	38	10-19	1-2	0-0	2	0	0	1	0	1	21
at Georgetown*	39	5-14	0-1	0-1	4	3	2	1	1	0	10
BROWN*	30	4-6	2-4	3-5	8	1	1	2	0	3	13
CORNELL*	28	8-12	0-2	0-0	7	3	1	0	0	1	16
GA. TECH	Postponed										
VIRGINIA*	38	7-18	2-6	2-8	9	1	1	0	0	4	18
at Miami											
at Wake Forest											
PITTSBURGH											
FLORIDA STATE											
CLEMSON											
at Duke											
at Pittsburgh											
WAKE FOREST											
at NC State											
LOUISVILLE											
at Boston College											
at Virginia Tech											
BOSTON COLLEGE											
at Notre Dame											
DUKE											
at North Carolina											
MIAMI											
*started											

BOEHEIM'S CAREER STATISTICS

Year	TOTAL					3-PTS			REBOUNDS				PF FO		A TO Blk Stl				Pts Avg				
	G	GS	FG	FGA	Pct	3FG	3FGA	Pct	FT	FTA	Pct	O	D	Tot	Avg	PF	FO	A		TO	Blk	Stl	
2017-18*	26	3	32	98	.327	6	40	.150	13	21	.619	18	40	58	2.2	28	0	13	10	6	1	83	3.2
2018-19*	31	16	139	300	.463	41	117	.350	48	75	.640	19	86	105	3.4	52	0	30	41	13	16	367	11.8
2019-20*	21	19	128	298	.430	31	105	.295	63	88	.716	25	93	118	5.6	30	0	40	40	7	15	350	16.7
2021-22	13	13	76	159	.478	16	40	.400	23	41	.561	25	54	79	6.1	21	0	13	15	2	18	191	14.7
Totals	91	51	375	865	.434	94	302	.311	147	225	.653	87	273	360	4.0	129	0	96	106	28	50	991	10.9

*at Cornell



JESSE EDWARDS

Center • 6-11 • 230 • Junior
Amsterdam, Netherlands • IMG Academy (Fla.)

14

- Edwards produced a career-best 21 points against Arizona State.
- He averaged 14.7 ppg. and 6.0 rebounds in three games in the Battle 4 Atlantis Tournament.
- Edwards leads the team in dunks with 16.
- His first double-double of the season, at Florida State, included a career-high 12 rebounds.
- Edwards contributed a career high five steals against Indiana.
- He recorded five blocks against Virginia, a personal best.

EDWARDS' SEASON HIGHS

Points: 21, vs. Arizona State
FG Made: 9, vs. Arizona State
FG Attempted: 11, vs. Arizona State
3-Point FGM: 0
3-Point FGA: 0
FT Made: 8, vs. Villanova
FT Attempted: 15, vs. Villanova
Rebounds: 12, at Florida State
Off. Rebounds: 5, at Florida State
Def. Rebounds: 7, at Florida State and at Georgetown
Assists: 2, at Florida State
Steals: 5, Indiana
Blocks: 5, Virginia
Minutes: 39, vs. Indiana

EDWARDS' CAREER HIGHS

Points: 21, vs. Arizona State, 2021-22
FG Made: 9, vs. Arizona State, 2021-22
FG Attempted: 11, vs. Arizona State, 2021-22
3-Point FGM: 0
3-Point FGA: 0
FT Made: 8, vs. Villanova, 2021-22
FT Attempted: 15, vs. Villanova, 2021-22
Rebounds: 12, at Florida State, 2021-22
Off. Rebounds: 5, at Florida State, 2021-22, vs. NC State (ACCT), 2020-21
Def. Rebounds: 7, at Florida State and at Georgetown, 2021-22, at Georgia Tech, 2020-21
Assists: 2, at Florida State, 2021-22
Steals: 5, Indiana, 2021-22
Blocks: 5, Virginia, 2021-22
Minutes: 39, Indiana 2021-22

2021-22 EDWARDS' GAME-BY-GAME

Opponent	MP	FG	3PT	FT	REB	PF	A	T	B	S	TP
LAFAYETTE*	17	4-4	0-0	3-4	2	4	1	1	3	0	11
DREXEL*	21	4-4	0-0	0-0	4	3	0	2	4	1	8
COLGATE*	26	2-4	0-0	4-4	8	5	1	0	3	0	8
vs. VCU*	16	3-6	0-0	0-0	4	5	1	0	3	0	6
vs. Arizona State*	35	9-11	0-0	3-6	8	1	1	1	2	0	21
vs. Auburn*	31	7-8	0-0	3-5	6	3	1	0	1	0	17
INDIANA*	39	7-7	0-0	3-3	5	5	1	0	3	5	17
at Florida State*	30	4-8	0-0	3-3	12	5	2	2	2	1	11
vs. Villanova*	31	1-6	0-0	8-15	7	3	0	2	3	1	10
at Georgetown*	30	6-7	0-0	0-0	8	4	0	3	2	0	12
BROWN*	24	3-4	0-0	2-5	6	1	1	0	3	0	8
CORNELL*	27	4-5	0-0	3-5	8	5	1	3	2	3	11
GA TECH.	Postponed										
VIRGINIA*	31	3-5	0-0	3-4	4	5	0	2	5	0	9
at Miami											
at Wake Forest											
PITTSBURGH											
FLORIDA STATE											
CLEMSON											
at Duke											
at Pittsburgh											
WAKE FOREST											
at NC State											
LOUISVILLE											
at Boston College											
at Virginia Tech											
Boston College											
at Notre Dame											
DUKE											
at North Carolina											
MIAMI											
*started											

EDWARDS' CAREER STATISTICS

Year	TOTAL			3-PTS			REBOUNDS			PF		A		TO		Blk		Stl		Pts		Avg	
	G	GS	FG	FGA	Pct	3FG	3FGA	Pct	FT	FTA	Pct	O	D	Tot	Avg	PF	FO	A	TO	Blk	Stl		Pts
2019-20	21	0	19	24	.792	0	0	.000	12	19	.632	11	24	35	1.7	21	0	0	6	10	4	50	2.4
2020-21	18	0	12	26	.462	0	0	.000	10	14	.714	16	31	47	2.6	30	1	0	6	8	6	34	1.9
2021-22	13	13	57	79	.722	0	0	.000	35	54	.648	31	51	82	6.3	49	6	10	16	36	11	149	11.5
Totals	52	13	88	129	.682	0	0	.000	57	87	.655	58	106	164	3.2	100	7	10	28	54	21	236	4.5



JOSEPH GIRARD III

Guard • 6-1 • 190 • Junior
Glens Falls, N.Y. • Glens Falls

11

- He had a game-high 27 points in the game against Colgate, his top output since his career high of 30 at NC State (2019-20).
- Girard III grabbed a season-high seven boards versus Colgate.
- He netted the game-winning free throws in the double-overtime game against Indiana.
- Girard contributed a season high of five steals in the contest against Brown.

GIRARD'S III SEASON HIGHS

Points: 27, Colgate
FG Made: 8, Colgate
FG Attempted: 14, Colgate
3-Point FGM: 5, Lafayette, Colgate, Indiana
3-Point FGA: 11, Indiana
FT Made: 6, Colgate
FT Attempted: 6, Colgate, Indiana
Rebounds: 7, Colgate
Off. Rebounds: 2, Colgate
Def. Rebounds: 5, Colgate
Assists: 8, Colgate
Steals: 5, Brown
Blocks: 0
Minutes: 44, Indiana

2021-22 GIRARD'S GAME-BY-GAME

Opponent	MP	FG	3PT	FT	REB	PF	A	T	B	S	TP
LAFAYETTE*	25	6-9	5-5	3-3	4	0	7	1	0	1	20
DREXEL*	25	4-7	3-3	0-0	1	2	5	3	0	3	11
COLGATE*	34	8-14	5-8	6-6	7	0	8	3	0	1	27
vs. VCU*	37	2-9	2-5	0-0	3	0	0	6	0	0	6
vs. Arizona State*	37	5-10	2-6	4-5	2	2	5	4	0	1	16
vs. Auburn*	27	1-6	1-5	0-0	3	0	3	2	0	0	3
INDIANA*	44	6-13	5-11	5-6	3	1	5	5	0	2	22
at Florida State*	37	5-13	4-8	2-2	3	2	2	2	0	2	16
vs. Villanova*	35	4-7	3-5	0-0	4	0	3	4	0	1	11
at Georgetown*	39	5-13	2-8	3-4	3	1	7	1	0	3	15
BROWN*	28	6-11	3-5	0-0	1	1	7	3	0	5	15
CORNELL*	33	2-8	1-6	0-0	1	1	5	5	0	2	5
GA. TECH	Postponed										
VIRGINIA*	30	1-5	1-4	0-0	1	2	3	1	0	2	3
at Miami											
at Wake Forest											
PITTSBURGH											
FLORIDA STATE											
CLEMSON											
at Duke											
at Pittsburgh											
WAKE FOREST											
at NC State											
LOUISVILLE											
at Boston College											
at Virginia Tech											
BOSTON COLLEGE											
at Notre Dame											
DUKE											
at North Carolina											
MIAMI											
*started											

GIRARD'S III CAREER HIGHS

Points: 30, NC State, 2019-20
FG Made: 9, NC State, 2019-20
FG Attempted: 22, NC State, at Florida State, 2019-20
3-Point FGM: 6, Rider, 2020-21
3-Point FGA: 12, Rider, 2020-21; at Florida State, 2019-20
FT Made: 11, NC State, 2019-20
FT Attempted: 12, NC State, 2019-20
Rebounds: 9 at Notre Dame, 2019-20
Off. Rebounds: 3 at Notre Dame, 2019-20
Def. Rebounds: 7 at Florida State, 2019-20
Assists: 9 vs. Oklahoma St., 2019-20
Steals: 6, Northeastern, 2020-21
Blocks: 1, Rider, NC State, 2020-21; Bucknell, Notre Dame, at Louisville, 2019-20
Minutes: 44, Indiana, 2021-22

GIRARD'S III CAREER STATISTICS

Year	TOTAL				3-PTS			REBOUNDS															
	G	GS	FG	FGA	Pct	3FG	3FGA	Pct	FT	FTA	Pct	O	D	Tot	Avg	PF	FO	A	TO	Blk	Stl	Pts	Avg
2019-20	32	30	122	352	.347	70	217	.323	84	94	.894	5	92	97	3.0	47	0	113	60	3	47	398	12.4
2020-21	28	28	92	259	.355	50	150	.333	39	50	.780	6	75	81	2.9	34	0	99	59	2	39	273	9.8
2021-22	13	13	55	125	.468	37	79	.468	23	26	.885	4	32	36	2.8	12	0	60	40	0	23	170	13.1
Totals	73	71	269	736	.365	157	446	.352	146	170	.859	15	199	214	2.9	99	0	272	159	5	109	841	11.5



BOURAMA SIDIBE

Center • 6-10 • 220 • Graduate Student
Bamako, Mali • St. Benedict's Prep (N.J.)

34

- He suffered another knee injury during the 2021 preseason, which required a surgical procedure.
- Sidibe made his 2021 season debut against Brown. He posted one rebound and one point. He saw time against Cornell.
- Sidibe missed most of last season with a knee injury.
- He returned to the court for the game against Clemson in February 2021, but sat out the rest of the campaign.

SIDIBE'S SEASON HIGHS

Points: 1, Brown
FG Made: 0
FG Attempted: 1, Brown and Corne;;
3-Point FGM: 0
3-Point FGA: 0
FT Made: 1, Brown
FT Attempted: 2, Brown
Rebounds: 1, Brown
Off. Rebounds: 1, Brown
Def. Rebounds:
Assists
Steals: 1, Cornell
Blocks:
Minutes: 3, Brown and Cornell

SIDIBE'S CAREER HIGHS


Points: 18 at Pittsburgh, 2017-18
FG Made: 6, Colgate, at Notre Dame, 2019-20;
 at Pittsburgh, 2017-18
FG Attempted: 8 at Pittsburgh, 2017-18
3-Point FGM, 3-Point FGA: 0
FT Made: 7, North Carolina, 2019-20
FT Attempted: 9, Colgate, 2018-19
Rebounds: 16 at Pittsburgh, 2017-18
Off. Rebounds: 6, Notre Dame, at Boston College, vs. North Carolina (ACCT), 2019-20
Def. Rebounds: 13 at Pittsburgh, 2017-18
Assists: 1, Seattle, Cornell, Niagara, Notre Dame, at Miami, vs. North Carolina (ACCT), 2019-20; Eastern Washington, Connecticut, Colgate, Cornell, St. Bonaventure, 2018-19; Texas Southern, Toledo, Wake Forest, at Duke, 2017-18
Steals: 5 at Georgia Tech, Pittsburgh, 2019-20
Blocks: 6, North Carolina, 2019-20
Minutes: 36, North Carolina, 2019-20

2021-22 SIDIBE'S GAME-BY-GAME

Opponent	MP	FG	3PT	FT	REB	F	A	T	B	S	TP
LAFAYETTE	DNP										
DREXEL	DNP										
COLGATE	DNP										
vs. VCU	DNP										
vs. Arizona State	DNP										
vs. Auburn	DNP										
INDIANA	DNP										
at Florida State	DNP										
vs. Villanova	DNP										
at Georgetown	DNP										
BROWN	3	0-1	0-0	1-2	1	0	0	0	0	0	1
CORNELL	2	0-1	0-0	0-0	0	0	0	0	0	1	0
GA. TECH	Postponed										
VIRGINIA	DNP										
at Miami											
at Wake Forest											
PITTSBURGH											
FLORIDA STATE											
CLEMSON											
at Duke											
at PITTSBURGH											
WAKE FOREST											
at NC State											
LOUISVILLE											
at Boston College											
at Virginia Tech											
BOSTON COLLEGE											
at Notre Dame											
DUKE											
at North Carolina											
MIAMI											

SIDIBE'S CAREER STATISTICS

Year	G	GS	TOTAL			3-PTS			FT			REBOUNDS				PF	FO	A	TO	Blk	Stl	Pts	Avg
			FG	FGA	Pct	3FG	3FGA	Pct	FT	FTA	Pct	O	D	Tot	Avg								
2017-18	30	0	31	52	.596	0	0	.000	19	40	.475	37	59	96	3.2	71	3	4	27	20	10	81	2.7
2018-19	29	0	19	41	.463	0	0	.000	17	43	.395	29	48	77	2.7	68	1	5	9	14	15	55	1.9
2019-20	32	32	81	117	.692	0	0	.000	31	56	.554	89	153	242	7.6	131	10	6	30	44	40	193	6.0
2020-21	2	1	0	0	.000	0	0	.000	3	6	.500	1	0	1	0.5	4	0	0	1	1	0	3	1.5
2021-22	2	0	0	2	.000	0	0	.000	1	2	.500	1	0	1	1.0	0	0	0	0	0	1	1	1.0
Totals	95	33	131	211	.624	0	0	.000	71	146	.486	157	260	417	4.4	274	14	15	67	79	66	333	3.5



COLE SWIDER

Forward • 6-9 • 220 • Senior
Portsmouth, R.I. • St. Andrew's School

21

- He tallied a double-double in his Syracuse debut, posting 14 points and 12 rebounds against Lafayette.
- He recorded five steals, a career high, in the game against Drexel.
- Swider contributed his third double-double of the season in the win at Florida State with 16 points and 10 rebounds.
- Swider has produced double-digit scoring in seven of his last nine games.

SWIDER'S SEASON HIGHS

Points: 19, vs. Arizona State
FG Made: 8, Cornell
FG Attempted: 15, at Florida State
3-Point FGM: 4, vs. Arizona State
3-Point FGA: 13, at Florida State
FT Made: 7, Indiana
FT Attempted: 9, Indiana
Rebounds: 12, Lafayette, vs. Villanova
Off. Rebounds: 3, Lafayette
Def. Rebounds: 10, vs. Villanova
Assists: 4, Drexel
Steals: 5, Drexel
Blocks: 1, Lafayette
Minutes: 39, vs. Villanova

SWIDER'S CAREER HIGHS *from Villanova

Points*: 26 vs. Middle Tennessee, 2019-20
FG Made*: 10 vs. Middle Tennessee, 2019-20
FG Attempted*: 15, at Florida State, 2021-22, vs. Middle Tennessee, 2019-20
3-Point FGM*: 6 vs. vs. Middle Tennessee, 2019-20
3-Point FGA: 13, at Florida State, 2021-22
FT Made: 7, Indiana, 2021-22
FT Attempted: 9, Indiana, 2021-22
Rebounds: 12, Lafayette and vs. Villanova, 2021-22
Off. Rebounds*: 4, vs. Middle Tennessee, vs. Delaware, 2019-20
Def. Rebounds: 10, vs. Villanova, 2021-22
Assists: 4, Drexel, 2021-22
Steals: 5, Drexel, 2021-22
Blocks: 1, Lafayette, 2021-22; vs. Mississippi State, 2019-20
Minutes: 39, vs. Villanova, 2021-22

2021-22 SWIDER'S GAME-BY-GAME

Opponent	MP	FG	3PT	FT	REB	PF	A	T	B	S	TP
LAFAYETTE*	31	6-14	2-7	0-0	12	2	3	2	1	2	14
DREXEL*	34	4-8	1-4	2-2	5	1	4	1	0	5	11
COLGATE*	24	3-8	0-4	2-2	2	4	0	0	0	2	8
vs. VCU*	36	2-14	0-7	2-2	7	3	2	3	0	0	6
vs. Arizona State*	36	7-12	4-5	1-1	11	5	0	1	0	1	19
vs. Auburn*	32	5-11	2-6	5-5	4	2	0	1	0	0	17
INDIANA*	34	3-8	1-3	7-9	4	5	0	2	0	3	14
at Florida State*	36	5-15	4-13	2-2	10	2	0	5	0	0	16
VILLANOVA*	39	2-7	1-3	0-0	12	1	0	1	3	1	5
at Georgetown*	36	3-11	3-10	3-4	7	2	6	1	0	1	12
BROWN*	30	5-8	3-3	0-2	4	2	2	0	1	1	13
CORNELL*	35	8-12	3-5	2-2	5	1	0	0	0	2	21
GA. TECH	Postponed										
VIRGINIA*	30	3-12	2-8	0-0	7	1	3	2	0	1	8
at Miami											
at Wake Forest											
PITTSBURGH											
FLORIDA STATE											
CLEMSON											
at Duke											
at Pittsburgh											
WAKE FOREST											
at NC State											
LOUISVILLE											
at Boston College											
at Virginia Tech											
BOSTON COLLEGE											
at Notre Dame											
DUKE											
at North Carolina											
MIAMI											
*started											

SWIDER'S CAREER STATISTICS

Year	G	GS	TOTAL			3-PTS			REBOUNDS			PF	FO	A	TO	Blk	Stl	Pts	Avg				
			FG	FGA	Pct	3FG	3FGA	Pct	FT	FTA	Pct									O	D	Tot	Avg
2018-19*	21	0	24	64	.375	13	46	.283	12	19	.632	10	16	26	1.2	26	1	12	9	1	3	73	3.5
2019-20*	31	15	72	163	.442	38	108	.352	6	9	.667	22	69	91	2.9	52	1	18	24	10	6	188	6.1
2020-21*25	2		49	115	.426	35	87	.402	9	12	.750	15	54	69	2.8	31	0	27	10	2	13	142	5.7
2021-22	13	13	56	140	.400	26	78	.333	26	31	.839	19	71	90	6.9	31	1	20	19	5	19	164	12.6
Totals	90	30	201	482	.417	111	319	.348	53	71	.747	66	210	276	3.1	140	3	77	62	18	41	567	6.3

*from Villanova



SYMIR TORRENCE

Guard • 6-3 • 195 • Junior

Syracuse, N.Y. • Syracuse Academy of Science/
Vermont Academy

10

- Torrence has seen time in all 13 games this season.
- His first basket with the Orange came against Drexel.
- Torrence had a career-best seven assists against Brown.
- Torrence played his first two seasons at Marquette.
- He played in 52 out of the 57 games over his two years with the program.

TORRENCE'S SEASON HIGHS

Points: 6, vs. Auburn
FG Made: 2, Colgate, vs. Auburn
FG Attempted: 7, Colgate
3-Point FGM: 1, vs. Auburn
3-Point FGA: 1, Colgate, vs. Auburn
FT Made: 1, Colgate, vs. Auburn
FT Attempted: 4, Cornell
Rebounds: 4, vs. Auburn
Off. Rebounds: 2, Colgate
Def. Rebounds: 4, vs. Auburn
Assists: 7, Brown
Steals: 1, Lafayette, Drexel, at Florida State
Blocks: 1, Cornell
Minutes: 21, Drexel, vs. Auburn

TORRENCE'S CAREER HIGHS *from Marquette

Points*: 9, Central Arkansas, 2019-20
FG Made*: 3, Georgetown, Central Arkansas, 2019-20; Connecticut, 2020-21
FG Attempted: 7, Colgate, 2021-22
3-Point FGM*: 3, Central Arkansas, 2019-20
3-Point FGA*: 5, DePaul, 2020-21
FT Made*: 4, Eastern Illinois, 2020-21
FT Attempted*: 6, Eastern Illinois, 2020-21
Rebounds*: 7, Arkansas-Pine Bluff, 2020-21
Off. Rebounds: 2, Colgate, 2021-22
Def. Rebounds*: 7, Arkansas-Pine Bluff, 2020-21
Assists: 7, Brown, 2021-22
Steals*: 2, Central Arkansas, 2019-20
Blocks: 1, Villanova, 2021-22, Cornell, 2021-22; vs. Arkansas-Pine Bluff, 2020-21
Minutes*: 28, Eastern Illinois, 2020-21

2021-22 TORRENCE'S GAME-BY-GAME

Opponent	MP	FG	3PT	FT	REB	PF	A	T	B	S	TP
LAFAYETTE	18	0-5	0-0	0-1	3	1	4	0	0	1	0
DREXEL	21	1-2	0-0	0-0	2	0	3	1	0	1	2
COLGATE	11	2-7	0-1	1-1	2	1	2	1	0	0	5
vs. VCU	4	0-1	0-0	0-0	0	0	2	0	0	0	0
vs. Arizona State	6	0-1	0-0	0-0	0	1	1	1	0	0	0
vs. Auburn	21	2-2	1-1	1-3	4	1	5	5	0	0	6
INDIANA	6	1-2	0-0	0-0	0	2	0	1	0	1	2
at Florida State	12	0-3	0-1	1-2	2	0	5	1	0	1	1
vs. Villanova	7	0-1	0-0	0-0	1	3	0	0	1	0	0
at Georgetown	5	1-1	0-0	0-0	1	0	2	0	0	0	2
BROWN*	17	1-3	1-2	0-0	2	0	7	0	0	0	3
CORNELL	14	0-1	0-0	1-4	2	2	4	2	1	1	1
GA TECH	Postponed										
VIRGINIA	10	1-1	0-0	0-0	1	0	2	0	0	1	2
at Miami											
at Wake Forest											
PITTSBURGH											
FLORIDA STATE											
CLEMSON											
at Duke											
at Pittsburgh											
WAKE FOREST											
at NC State											
LOUISVILLE											
at Boston College											
at Virginia Tech											
BOSTON COLLEGE											
at Notre Dame											
DUKE											
at North Carolina											
MIAMI											
*started											

TORRENCE'S CAREER STATISTICS

Year	TOTAL			3-PTS			REBOUNDS			PF	FO	A	TO	Blk	Stl	Pts	Avg						
	G	GS	FG	FGA	Pct	3FG	3FGA	Pct	FT									FTA	Pct	O	D	Tot	Avg
2019-20*	28	0	16	39	.410	9	24	.375	8	11	.727	1	35	36	1.3	27	0	45	20	0	7	49	1.8
2020-21*	24	3	19	61	.311	5	36	.139	14	21	.667	1	32	33	1.4	19	0	37	21	1	7	57	2.4
2021-22	13	0	9	30	.300	2	5	.400	4	11	.364	4	16	120	1.5	11	0	37	12	2	6	24	1.8
Totals	65	3	44	130	.338	16	65	.246	26	43	.605	6	83	89	1.4	57	0	117	53	3	20	130	2.0

*from Marquette



BENNY WILLIAMS

Forward • 6-8 • 208 • Freshman
 Bowie, Md. • St. Andrew's Episcopal (Md.)
 IMG Academy (Fla.)

13

- He made his Syracuse debut in the season opener against Lafayette and scored his first collegiate points.
- His season-best offensive output was a seven-point showing vs. Colgate.
- Williams has played in all 13 games.
- Williams spent the 2020-21 season at IMG Academy and averaged 16.3 points and 6.0 rebounds per game with the Ascenders.
- He produced a career best four rebounds against Virginia.

WILLIAMS' SEASON HIGHS

Points: 7, Colgate
FG Made : 3, Lafayette, Colgate, Brown
FG Attempted: 6, Brown
3-Point FGM: 0
3-Point FGA: 1, vs. Drexel, Colgate, Brown, Cornell
FT Made: 2, Virginia
FT Attempted: 2, vs. Colgate, Indiana, Virginia
Rebounds: 4, Virginia
Off. Rebounds: 1, vs. VCU, Cornell
Def. Rebounds: 4, Virginia
Assists: 1, Lafayette, vs. Auburn, Cornell
Steals: 3, vs. Auburn
Blocks: 1, Lafayette, Drexel, vs. VCU, Indiana, Cornell
Minutes: 22, Colgate

WILLIAMS' CAREER HIGHS

Points: 7, Colgate, 2021-22
FG Made: 3, Lafayette, Colgate, Brown, 2021-22
FG Attempted: 6, Brown, 2021-22
3-Point FGM: 0
3-Point FGA: 1, Drexel, Colgate, Brown, Cornell, 2021-22
FT Made: 2, Virginia, 2021-22
FT Attempted: 2, Colgate, Indiana, Virginia 2021-22
Rebounds: 4, Virginia, 2021-22
Off. Rebounds: 1, VCU, 2021-22
Def. Rebounds: 4, Virginia, 2021-22
Assists: 1, Lafayette, vs. Auburn, Cornell, 2021-22
Steals: 3, vs. Auburn, 2021-22
Blocks: 1, Lafayette, Drexel vs. VCU, Cornell, 2021-22
Minutes: 22, Colgate, 2021-22

2021-22 WILLIAMS GAME-BY-GAME

Opponent	MP	FG	3PT	FT	REB	PF	A	T	B	S	TP
LAFAYETTE	21	3-5	0-0	0-0	3	2	1	1	1	1	6
DREXEL	16	0-3	0-1	0-0	0	1	0	1	1	2	0
COLGATE	22	3-5	0-1	1-2	1	1	0	3	0	1	7
vs. VCU	17	0-1	0-0	0-0	3	1	0	2	1	0	0
vs. Arizona State	6	0-0	0-0	0-1	1	0	0	0	0	0	0
vs. Auburn	21	1-3	0-0	0-0	0	2	1	2	0	3	2
INDIANA	19	0-0	0-0	0-2	2	2	0	0	1	1	0
at Florida State	2	0-0	0-0	0-0	2	0	0	0	0	0	0
vs. Villanova	3	0-1	0-0	0-0	1	2	0	1	0	0	0
at Georgetown	4	1-1	0-0	0-0	0	2	0	0	0	0	2
BROWN	17	3-6	0-1	0-0	2	1	0	2	0	0	6
CORNELL	14	1-2	0-1	0-0	3	0	1	2	1	2	2
GA TECH	Postponed										
VIRGINIA	12	0-2	0-1	2-2	4	0	0	0	0	0	2
at Miami											
at Wake Forest											
PITTSBURGH											
FLORIDA STATE											
CLEMSON											
at Duke											
at Pittsburgh											
WAKE FOREST											
at NC State											
LOUISVILLE											
at Boston College											
at Virginia Tech											
BOSTON COLLEGE											
at Notre Dame											
DUKE											
at North Carolina											
MIAMI											
*started											

WILLIAMS CAREER STATISTICS

Year	G	GS	TOTAL			3-PTS			FT			REBOUNDS				PF	FO	A	TO	Blk	Stl	Pts	Avg
			FG	FGA	Pct	3FG	3FGA	Pct	FT	FTA	Pct	O	D	Tot	Avg								
2021-22	13	0	12	30	.400	0	6	.000	3	7	.429	3	17	20	1.5	14	0	3	14	5	10	27	2.1

2021-22 Record Breakdown

Record	Overall	ACC	ACCT	NCAA
SU overall	7-6	1-1		
SU at home	5-2	0-1		
SU on the road	1-1	1-0		
SU at neutral sites	1-3			
SU in overtime	1-0			
After a loss	3-2			
SU scores first	4-3			
Opponent scores first	3-3	1-1		
Halftime	Overall	ACC	ACCT	NCAA
SU led at the half	5-3			
SU trailed at the half	2-2	1-0		
Tied at the half	0-1	0-1		
Rebounding	Overall	ACC	ACCT	NCAA
SU outrebounded Opp.	4-2	1-1		
SU was outrebounded	3-4			
Rebounds were equal				
SU 36-or-more rebounds	4-3	1-1		
SU 35-or-less rebounds	3-3			
SU 21-or-more def rebounds	7-5			
SU 20-or-less def. rebounds	0-1	0-1		
SU 11-or-more off. rebounds	3-4	1-1		
SU 10-or-less off. rebounds	4-2			
Field Goal Percentage	Overall	ACC	ACCT	NCAA
SU shot 50-60% FG	5-1	0-1		
SU shot 40-50% FG	1-3			
SU shot 30-40% FG	1-2	1-1		
SU shot 20-30% FG	0-1			
Opp. shot 50-60% FG	1-1			
Opp. shot 40-50% FG	2-3			
Opp. shot 30-40% FG	4-1	1-0		
Opp. shot 20-30% FG				
SU outshot Opp. FG%	4-1			
Opp. outshot SU FG%	1-4			
FG% was equal	1-0	1-0		
3-Point FG	Overall	ACC	ACCT	NCAA
SU 10-or-more 3-pointers	3-1	0-1		
SU 9-or-less 3-pointers	4-5	1-0		
SU made more 3-pointers	4-0	1-0		
Opp. made more 3-pointers	3-5			
3-pointers made were equal	0-0			
Free Throw Percentage	Overall	ACC	ACCT	NCAA
SU outshot Opp. FT%	4-2	1-0		
Opp. outshot SU FT%	3-4	0-1		
FT% was equal				
SU shot more FT	6-4	0-1		
Opp. shot more FT	1-2	1-0		
Free throws shot were equal				
Scoring	Overall	ACC	ACCT	NCAA
SU scored 100-109 pts.	1-0			
SU scored 90-99 pts.	3-0			
SU scored 80-89 pts.	1-1			
SU scored 70-79 pts.	1-1			
SU scored 60-69 pts.	1-2	1-1		
SU scored 50-59 pts.	0-2			
Opp. scored 100-109	1-1			
Opp. scored 90-99 pts.				
Opp. scored 80-89 pts.	1-1			
Opp. scored 70-79 pts.	0-2	0-1		
Opp. scored 60-69 pts.	5-2	1-0		
Opp. scored 50-59 pts.				
By Uniform	Overall	ACC	ACCT	NCAA
White	6-4	0-1		
Throwback White	0-1			
Orange	1-2	1-0		
Throwback Orange	0-1			

Turnovers	Overall	ACC	ACCT	NCAA
SU 10-or-less turnovers	1-2			
SU 11-20 turnovers	6-4	1-1		
SU 21-or-more turnovers				
Opp. 10-or-less turnovers	2-3	0-1		
Opp. 11-20 turnovers	3-3	1-0		
Opp. 21-or-more turnovers	2-0			
SU Players' Scoring	Overall	ACC	ACCT	NCAA
Five in double digits	3-1			
Four in double digits	4-0	1-0		
Three in double digits	0-3			
Two in double digits	0-2	0-1		
One in double digits				
Three with 20-or-more points	1-0			
Two with 20-or-more points	2-0			
One with 20-or-more points	3-4	0-1		
One with 30-or-more points				
By Month	Overall	ACC	ACCT	NCAA
November	4-3			
December	3-2	1-0		
January	0-1	0-1		
February				
March				
By Day	Overall	ACC	ACCT	NCAA
Monday	1-0			
Tuesday	2-1			
Wednesday	1-1			
Thursday	1-0			
Friday	0-1			
Saturday	1-3	1-1		
Sunday	1-0			
By Live Television	Overall	ACC	ACCT	NCAA
ESPN	0-1			
ESPN2	3-2			
ESPNU				
ACC Network	2-1	1-1		
ACC Regional Sports Network	2-0			
ACC Network Extra	0-1			
Fox	0-1			
By Conference				Overall
ACC (at Florida State, Virginia)				1-1
Atlantic 10 (vs. VCU)				0-1
Colonial Athletic Association (Drexel)				1-0
B1G Ten (Indiana)				1-0
Big East (vs. Villanova, at Georgetown)				0-2
Ivy League (Cornell, Brown)				2-0
Patriot League (Lafayette, Colgate)				1-1
Pac-12 (vs. Arizona State)				1-0
SEC (vs. Auburn)				0-1
Games Decided By . . .	Overall	ACC	ACCT	NCAA
1-5 points	2-2	1-1		
6-10 points	1-0			
11-15 points	2-3			
16 or more points	2-1			
By Starting Lineup	Overall	ACC	ACCT	NCAA
Girard III, BBoeheim, Edwards, JBoeheim, Swider	7-6	1-1		

Team Highs and Lows

Syracuse Highs

Points	97	Lafayette
Points (overtime game)	112	Indiana
Points - First Half	52	Lafayette
Points - Second Half	55	Brown
Points - First Overtime	9	Indiana
Points - Second Overtime	15	Indiana
Field Goals Made	37	Lafayette
Field Goal Attempts	68	at Georgetown
	68	Lafayette
Field Goal Attempts (overtime)	73	Indiana
Field Goal %	.574 (35-61)	Brown
3-Point FG Made	13	Brown
	13	Lafayette
3-Point FG Made (overtime game)	13	Indiana
3-Point FG Attempts	29	Virginia
3-Point FG Attempts (overtime game)	34	Indiana
3-Point FG %	.619 (13-21)	Brown
Free Throws Made	22	Colgate
Free Throws Made (overtime game)	27	Indiana
Free Throws Attempted	26	vs. Auburn
Free Throws Attempted (overtime game)	34	Indiana
Free Throw %	.880 (22-25)	Colgate
Offensive Rebounds	18	Virginia
Defensive Rebounds	37	Lafayette
Rebounds	48	Lafayette
Assists	26	Lafayette
Steals	15	Drexel
Steals (overtime game)	18	Indiana
Blocked Shots	6	Virginia
Blocked Shots (overtime game)	7	Indiana
Turnovers	16	Cornell
	16	vs. VCU
Fouls	17	Colgate
Fouls (overtime game)	24	Indiana

Opponent Highs

Points	100	Colgate
Points (overtime)	110	Indiana
Points - First Half	46	Colgate
Points - Second Half	55	Indiana
Points - First Overtime	9	Indiana
Points - Second Overtime	13	Indiana
Field Goals Made	34	vs. Auburn
Field Goals Made (overtime game)	38	Indiana
Field Goal Attempts	77	vs. Villanova
Field Goal %	.551 (38-69)	vs. Auburn
3-Point FG Made	18	Colgate
3-Point FG Attempts	*50	vs. Villanova
3-Point FG %	.419 (18-43)	Colgate
Free Throws Made	18	at Georgetown
	18	Colgate
Free Throws Made (overtime game)	23	Indiana
Free Throws Attempted	21	at Georgetown
	21	Colgate
Free Throws Attempted (overtime game)	31	Indiana
Free Throw %	1.000 (6-6)	Drexel
Offensive Rebounds	27	vs. Villanova
Defensive Rebounds	30	at Georgetown
	30	vs. Villanova
Defensive Rebounds (overtime game)	32	Indiana
Rebounds	57	vs. Villanova
Rebounds (overtime game)	44	Indiana
Assists	26	Colgate
Assists (overtime game)	26	Indiana
Steals	11	vs. Auburn
Blocked Shots	8	vs. VCU
Turnovers	22	Cornell
Turnovers (overtime)	26	Indiana
Fouls	25	vs. Arizona State

*Syracuse opponent record

Syracuse Lows

Points	53	vs. Villanova
Points (overtime game)	112	Indiana
Points - First Half	24	at Florida State
Points - Second Half	24	vs. Villanova
Points - First Overtime	9	Indiana
Points - Second Overtime	15	Indiana
Field Goals Made	18	vs. VCU
Field Goal Attempts	48	vs. Auburn
Field Goal Attempts (overtime)	73	Indiana
Field Goal %	.290 (18-of-62)	vs. VCU
3-Point FG Made	5	vs. VCU
3-Point FG Made (overtime game)	13	Indiana
3-Point FG Attempts	15	vs. Villanova
3-Point FG Attempts (overtime game)	34	Indiana
3-Point FG %	.217 (5-23)	Colgate
Free Throws Made	7	at Georgetown
	7	Drexel
Free Throws Made (overtime game)	27	Indiana
Free Throws Attempted	10	Drexel
Free Throws Attempted (overtime game)	34	Indiana
Free Throw %	.500 (10-of-20)	Brown
Offensive Rebounds	5	vs. Auburn
	5	Drexel
Defensive Rebounds	19	Virginia
Rebounds	26	Drexel
Assists	8	vs. VCU
	8	Virginia
Steals	4	vs. Villanova
Steals (overtime game)	18	Indiana
Blocked Shots	1	vs. Auburn
Blocked Shots (overtime game)	7	Indiana
Turnovers	7	at Georgetown
Fouls	8	Brown
Fouls (overtime game)	24	Indiana

Opponent Lows

Points	100	Colgate
Points (overtime)	110	Indiana
Points - First Half	23	vs. VCU
Points - Second Half	27	Drexel
Points - First Overtime	9	Indiana
Points - Second Overtime	13	Indiana
Field Goals Made	22	Florida State
	22	Drexel
Field Goals Made (overtime game)	38	Indiana
Field Goal Attempts	52	Drexel
Field Goal %	.325 (25-77)	vs. Villanova
3-Point FG Made	4	at Florida State
3-Point FG Attempts	18	vs. VCU
3-Point FG %	.133 (4-30)	Lafayette
Free Throws Made	4	vs. Villanova
Free Throws Made (overtime game)	23	Indiana
Free Throws Attempted	6	vs. Villanova
	6	Lafayette
Free Throws Attempted (overtime game)	31	Indiana
Free Throw %	.467 (7-15)	vs. Arizona State
Offensive Rebounds	8	vs. VCU
	8	Lafayette
Defensive Rebounds	20	vs. Arizona State
Defensive Rebounds (overtime game)	32	Indiana
Rebounds	30	Drexel
	30	Lafayette
Rebounds (overtime game)	44	Indiana
Assists	10	Florida State
Assists (overtime game)	26	Indiana
Steals	4	Drexel
	4	Lafayette
Blocked Shots	1	Drexel
Turnovers	7	vs. Auburn
Fouls	8	Drexel

Syracuse Individual Highs

Games Played:

13 Anselem, B. Boeheim, J. Boeheim, Edwards, Girard, Swider, Torrence, Williams

Games Started:

13 B. Boeheim, J. Boeheim, Edwards, Girard, Swider

Points in a Half:

18 B. Boeheim (2nd), Brown

Game Points:

28 B. Boeheim, Brown

Minutes Played:

40 B. Boeheim, Virginia

Minutes Played (overtime game):

50 B. Boeheim, Indiana

Game FG Attempted:

19 B. Boeheim, Brown; J. Boeheim, vs. Villanova

Game FG Attempted (overtime game):

23 B. Boeheim, Indiana

Game FG Made:

11 B. Boeheim, Brown

Game FG Percentage (min. 8 made)

.889 (8-9) - J. Boeheim, Lafayette

Game FT Attempted:

15 Edwards, vs. Villanova

Game FT Made:

9 B. Boeheim vs. Auburn

Game FT Percentage (min. 9 made):

1.000 (9-9) - B. Boeheim, Auburn

Game 3 pt. FG Attempted:

13 Swider at Florida State

Game 3 pt. FG Made:

5 Girard, Colgate, Lafayette, B. Boeheim, Virginia

Game 3 pt. FG Made (overtime game):

5 Girard, Indiana

Game 3 pt. FG Percentage (min. 5 made)

1.000 (5-5) - Girard, Lafayette

Game Rebounds:

12 Edwards at Florida State; J. Boeheim vs. VCU; Swider, Lafayette, vs. Villanova

Game Assists:

8 Girard, Colgate

Game Assists (overtime game):

8 B. Boeheim, Indiana

Game Steals:

5 Girard, Brown; Swider, Drexel

Game Steals (overtime game):

5 B. Boeheim, Indiana

Blocked Shots:

5 Edwards, Virginia

Turnovers

6 Girard vs. VCU

Game Fouls:

5 Edwards (5) Virginia, Cornell, at Florida State, vs. VCU, Colgate

Game Fouls (overtime):

5 Edwards, Indiana; Swider, Indiana

Led SU in Scoring:

B. Boeheim (10¹ tied), Swider (2² tied), Girard (2² tied), Edwards (1¹ tied), J. Boeheim (1)

Double-Figure Scoring Games:

J. Boeheim (12), B. Boeheim (11), Swider (8), Girard (9), Edwards (7)

20-29-point Games:

B. Boeheim (8), Girard (2), J. Boeheim (2), Edwards (1), Swider (1)

30-39-point Games:

Scored First:

J. Boeheim (11), B. Boeheim (1), Swider (1)

Led SU in Rebounding:

Edwards (5¹ tied), J. Boeheim (5¹ tied), Swider (3), Anselem (1)

Double-Figure Rebounding Games:

Swider (4), J. Boeheim (2), Edwards (1)

Double-Doubles:

Swider (3), J. Boeheim (2), Edwards (1)

Led SU in Assists:

Girard (8² tied), B. Boeheim (5³ tied), Torrence (4³ tied), Swider (1¹ tied)

Double-Figure Assist Games:

Largest Lead:

36, (95-59), Lafayette

Largest Margin of Victory:

34 (197-63), Lafayette

Largest Deficit:

22 (89-67), Colgate

Largest Margin of Defeat:

21 (89-68), Colgate

Deficit Overcome in a Win:

11 (35-24) at Florida State

Largest Lead in a Loss:

17 (22-5), Colgate

Largest Halftime Lead:

22 (52-30), Lafayette

Largest Halftime Deficit:

10 (43-33), vs. Auburn

Game-by-Game Statistics

Opponent	Score	TOTAL		3-PTS		FT-FTA		REBOUNDS		PF	A	TO	Blk	Stl
		FG-FGA	Pct	3FG-FGA	Pct	Pct	Pct	Off-Def	Tot					
Syracuse Lafayette	W, 97-63	37-68	.544	13-26	.500	10-13	.769	11-37	48	10	26	9	5	7
Syracuse Drexel	W, 75-60	23-67	.343	12-41	.293	5-6	.833	8-22	30	14	16	10	3	4
Syracuse Colgate	W, 75-60	30-54	.556	8-16	.500	7-10	.700	5-21	26	12	17	11	5	15
Syracuse vs. VCU	L, 85-100	22-52	.423	10-27	.370	6-6	1.000	9-21	30	8	12	20	1	4
Syracuse vs. Ariz. State	L, 85-100	28-64	.438	7-23	.304	22-25	.880	12-22	34	17	13	10	3	9
Syracuse vs. Auburn	L, 55-67	32-70	.457	18-43	.419	18-21	.857	19-25	44	18	26	11	4	7
Syracuse vs. Villanova	L, 55-67	18-62	.290	5-23	.217	14-16	.875	15-28	43	15	8	16	5	7
Syracuse at Florida State	W, 92-84	24-57	.421	7-18	.389	12-17	.706	8-30	38	13	19	14	8	10
Syracuse at Georgetown	W, 92-84	33-61	.541	8-19	.421	18-27	.667	12-30	42	13	14	11	2	4
Syracuse at Wake Forest	L, 68-89	31-69	.449	15-39	.385	7-15	.467	12-20	32	25	22	8	2	7
Syracuse at Miami	L, 68-89	20-48	.417	7-19	.368	21-26	.808	5-23	28	10	13	15	1	5
Syracuse at North Carolina	W, 112-110, 2OT	34-67	.507	12-30	.400	9-13	.692	11-27	38	20	23	7	5	11
Syracuse at Pittsburgh	W, 112-110, 2OT	36-73	.493	13-34	.382	27-34	.794	8-23	31	24	16	12	4	18
Syracuse at Boston College	W, 63-60	38-69	.551	11-27	.407	23-31	.742	14-32	46	24	26	26	3	6
Syracuse at Virginia Tech	W, 63-60	22-63	.349	9-30	.300	10-13	.769	13-28	41	13	14	13	2	5
Syracuse at Wake Forest	L, 53-67	22-63	.349	4-30	.133	12-16	.750	12-28	40	15	10	11	7	8
Syracuse at Clemson	L, 53-67	20-56	.357	5-15	.333	8-15	.533	11-25	35	12	4	11	7	4
Syracuse at NC State	L, 75-79	25-77	.325	13-50	.260	4-6	.667	27-30	57	13	15	10	3	5
Syracuse at Louisville	L, 75-79	30-68	.441	8-26	.308	7-11	.636	9-22	31	15	20	7	4	5
Syracuse at Boston College	Cancelled	25-55	.455	11-26	.423	18-21	.857	8-30	38	11	20	11	3	4
Syracuse at Virginia Tech	Cancelled													
Syracuse at Pittsburgh	W, 92-63	35-61	.574	13-21	.619	10-20	.500	10-32	42	8	23	12	5	9
Syracuse at Wake Forest	W, 92-63	23-67	.343	9-31	.290	7-10	.700	14-21	35	17	16	14	2	9
Syracuse at Wake Forest	W, 80-68	32-57	.561	6-20	.300	10-15	.667	9-25	34	13	14	16	5	13
Syracuse at Wake Forest	W, 80-68	23-65	.354	15-46	.326	7-8	.875	18-19	37	15	21	22	1	5
Syracuse at Wake Forest	Postponed													
Syracuse at Virginia Tech	L, 74-69	22-60	.367	10-29	.345	15-23	.652	18-19	37	12	14	11	6	8
Syracuse at Virginia Tech	L, 74-69	30-57	.526	7-20	.350	7-10	.700	9-24	33	17	22	9	5	8
Syracuse at Miami														
Syracuse at Wake Forest														
Syracuse at Pittsburgh														
Syracuse at Florida State														
Syracuse at Clemson														
Syracuse at Duke														
Syracuse at Pittsburgh														
Syracuse at Wake Forest														
Syracuse at NC State														
Syracuse at Louisville														
Syracuse at Boston College														
Syracuse at Virginia Tech														
Syracuse at Boston College														
Syracuse at Notre Dame														
Syracuse at Duke														
Syracuse at North Carolina														
Syracuse at Miami														
SYRACUSE TOTALS		363-795	.467	112-301	.372	179-248	.722	138-335	473	174-8	196	154	54	109
OPPONENT TOTALS		352-835	.422	144-428	.336	135-180	.750	169-329	498	210-4	248	173	47	90

The Last Time That -- Individual

Syracuse Individual

Scored 40 or more points:	Andrew White III, Georgia Tech, 3/4/17
Scored 40 or more points (OT):	John Gillon, 43, at NC State, 2/1/17
Scored 30 or more points:	Buddy Boeheim vs. San Diego State (NCAA), 3/19/21
Scored 30 or more points (OT):	Tyus Battle, 37, at Florida State, 1/13/18
Made 15 FGs:	Lawrence Moten, 15 at Villanova, 2/14/95
Made 10 FGs:	Buddy Boeheim, 11, Brown 12/27/21
Made 10 FGs (OT):	Buddy Boeheim, 10, Indiana 11/30/21
Made 9 3PT FGs:	Trevor Cooney, 9, Notre Dame, 1/30/12
Made 9 3PT FGs (OT):	John Gillon, 9, at NC State, 2/1/17
Made 8 3PT FGs:	Andrew White III, 8, Georgia Tech, 3/4/17
Made 7 3PT FGs	Buddy Boeheim, 7, vs. San Diego State (NCAA), 3/19/21
Made 17+ FTs:	Hakim Warrick, 18 vs. Rhode Island, 11/30/03
Made 15+ FTs:	Oshae Brissett, 16, Buffalo, 12/19/17
Made 15+ FTs (OT):	Jonny Flynn, 16 vs. Conn. (BET), 3/12/09
Made 10+ FTs:	Marek Dolezaj, 12 vs. Georgia Tech, 2/22/20
Made 10+ FTs (OT):	Tyus Battle, 10 at Florida State, 1/13/18
Had 30+ rebounds:	Frank Reddout, 34 vs. Temple, 2/9/52
Had 25+ rebounds:	Dave Bing, 25 vs Cornell, 2/8/66
Had 20+ rebounds:	Tyler Roberson, 20 at Duke, 1/18/16
Had 15+ rebounds:	Quincy Guerrier, 16, Notre Dame, 2/20/21
Had 15+ rebounds (OT)	Paschal Chukwu, 18 at Duke (OT), 1/14/19
Had 12+ offensive rebounds:	Tyler Roberson, at Duke, 1/18/16
Had 10+ offensive rebounds:	Cole Swider, vs. Villanova, 12/7/21
Had 15+ defensive rebounds:	Rick Jackson, Providence, 12/28/10
Had 10+ defensive rebounds:	Marek Dolezaj, 10, at Va. Tech, 1/18/20
Had 15+ assists:	Michael Carter-Williams, 16, Monmouth, 12/8/12
Had 10+ assists:	Kadary Richmond, 10, North Carolina, 3/1/2021
Had 10+ assists (OT):	Kaleb Joseph, 12/20/14 at Villanova
Had consecutive 10+ assist games:	John Gillon (11, Miami, 1/4/2017; 11, Pittsburgh, 1/7/2017)
Had 8+ blocks:	Paschal Chukwu, 8, Buffalo, 12/19/17
Had 5+ blocks	Alan Griffin, 7, Virginia Tech , 1/23/21
Had 5+ blocks (OT):	Rakeem Christmas, 6, Duke, 2/1/14
Had 10 steals:	Todd Burgan vs. Colgate, 12/30/97
Had 8+ steals:	DeShaun Williams, 9 vs. B.C., 3/3/02
Had 6+ steals:	Kadary Richmond, at Clemson, 2/6/21
Had 5+ steals:	Cole Swider, Drexel, 11/14/21
Had 5+ steals (OT):	Buddy Boeheim, Indiana 11/30/21
Played 60+ minutes:	Jonny Flynn (67), Eric Devendorf, (61) vs. Connecticut (BET), 3/12/09
Played 50+ minutes:	Buddy Boeheim (50), vs. Indiana (20T), 11/30/21
Played 40+ minutes:	Quincy Guerrier (45), Buffalo (OT), 12/19/20
Played 40 minutes (40 minute)	Buddy Boeheim, Virginia 1/1/22
Three players had a double-double	Marek Dolezaj (20-10 assists), Alan Griffin (17-13 reb.), Quincy Guerrier (15-13 reb.), Bryant, 11/27/20
Three players had a double-double (pts-rebs):	Donte Greene (19-13), Arinze Onuaku (17-14), Kristof Ongenaet (10-11 at Seton Hall, 3/5/08
Two players had a double-double:	Jesse Edwards (11 pts.-12 rebs.), Cole Swider (16 pts.-10 rebounds) at Florida State, 12/4/21
Two players had a double-double (OT):	Alan Griffin (24 pts.-10 rebs.), Quincy Guerrier (27 pts.-11 rebs.), Buffalo, 12/19/20

Had a double-double (pts-rebs):	Jesse Edwards (11 pts.-12 rebs.), Cole Swider (16 pts.-10 rebs.) at Florida State, 12/4/21
Had a double-double (OT) (pts-rebs):	Alan Griffin (24 pts.-10 rebs.), Quincy Guerrier (27 pts.-11 rebs.), Buffalo, 12/19/20
Had a double-double (pts-assists):	Marek Dolezaj (20-10 assists), Bryant, 11/27/20
Had a double-double OT (pts-assists):	Kaleb Joseph (10-10) at Villanova, 12/20/14
Had a double-double (pts-blocks):	Fab Melo, (12-10) vs. Seton Hall, 12/28/11
Had a triple-double:	Allen Griffin, (14-11-10) vs. Pittsburgh, 2/27/01
Three players disqualified:	Wake Forest, 2/8/20; Marek Dolezaj, Quincy Guerrier, Bourama Sidibe 11/27/20
Two players had 30 points:	at Pittsburgh, 2/11/72; Greg Kohls (34), Mike Lee (32)
Four players had 20 points:	Massachusetts, 11/28/07: Eric Devendorf (23), Jonny Flynn (20), Donte Greene (20), Arinze Onuaku (20)
Four players had 20 points (OT):	vs. Connecticut (BET), 3/12/09: Jonny Flynn (34), Paul Harris (29), Eric Devendorf (22), Andy Rautins (20)
Three players had 20 points:	Massachusetts, 11/28/07: Eric Devendorf (23), Jonny Flynn (20), Donte Greene (20), Arinze Onuaku (20)
Three players had 20 points (OT):	Indiana, 11/30/21: Buddy Boeheim (27), Jimmy Boeheim (26), Joe Girard III (22) vs. Arizona State, 11/25/21: Buddy Boeheim (23), Jesse Edwards (21)
Two players had 20 points:	vs. Arizona State, 11/25/21: Buddy Boeheim (23), Jesse Edwards (21)
Two players had 20 points (OT):	at Georgetown, 12/16/17: Tyus Battle (29), Oshae Brissett (25)
Four players had 15 points:	Bryant, 11/27/20: Buddy Boeheim (21), Marek Dolezaj (20), Alan Griffin (17), Quincy Guerrier (15)
Four players had 15 points (OT):	Indiana (BIG TEN/ACC), 11/30/21: Buddy Boeheim (27), Jimmy Boeheim (26), Joe Girard III (22)
Eight players had 10+ points	E. Michigan, 12/19/16; Tyus Battle (18), John Gillon (14), Andrew White (14), DaJuan Coleman (12), Tyler Lydon (12), Tyler Roberson (11), Frank Howard (10), Taurean Thompson (10)
Seven players had 10+ points	Monmouth, 12/8/12: Brandon Triche (18), M. Carter-Williams (15), Trevor Cooney (15), C.J. Fair (14), James Southerland (14), Rakeem Christmas (11), DaJuan Coleman (11)
Six players had 10+ points	S. Carolina State, 11/22/16: Andrew White III (15), John Gillon (14), Tyler Lydon (14), Tyler Roberson (13), Taurean Thompson (12), Frank Howard (10)
Five players had 10+ points:	at Georgetown, 12/11/21: Buddy Boeheim (17), Joseph Girard (15), Jesse Edwards (12), Cole Swider, Jimmy Boeheim (10)
Five players had 10 points (OT):	Indiana, 11/30/21: Buddy Boeheim (27), Jimmy Boeheim (26), Joe Girard III (22), Jesse Edwards (17), Cole Swider (14)
Three players had 10+ rebounds:	Monmouth, 12/8/12: DaJuan Coleman (14), C.J. Fair (10), Baye Moussa Keita (10)
Two players had 10+ rebounds:	Niagara, 12/3/20; Quincy Guerrier (13), Marek Dolezaj (10)
Two players had 10+ reb. (OT):	Buffalo, 12/19/20; Quincy Guerrier (11), Marek Dolezaj (10)
Led team in pts., rebs. and assists	Oshae Brissett, at Clemson, 3/9/2019; (15 pts., 7 rebs., 3 assists)

The Last Time That -- Team

Syracuse Team

Won in overtime:	112-110, Indiana, 11/30/2021
Won in overtime at home:	112-110, Indiana, 11/30/2021
Won in overtime on the road:	63-55, at Virginia, 1/11/20
Lost in overtime at home:	57-60, St. Bonaventure, 12/22/17
Lost in overtime on the road:	65-69, at Miami, 3/7/20
Won in two overtimes at home:	112-110, Indiana, 11/30/21
Won in two overtimes on the road:	93-91, at St. John's, 3/4/01
Lost in two overtimes:	90-101, at Florida State, 1/13/18
Lost in two overtimes at home:	N/A
Lost in two overtimes on the road:	90-101, at Florida State, 1/13/18
Won in three overtimes at home:	87-85, Connecticut, 2/18/84
Won in three overtimes on the road:	93-90, at Colgate, 2/16/65
Lost in three overtimes:	N/A
Played six overtimes:	127-117, vs. Connecticut (BET), 3/12/09
Won by 30+ points	97-63, Lafayette, 11/9/21
Lost by 30+ points	93-60, St. John's, 12/21/16
Won by 40+ points	97-46, Bucknell, 11/23/19
Lost by 40+ points	59-122, vs. NYU, 12/15/61
Won by 60+ points	127-67, American, 12/2/64
Scored 100 points:	101, at Boston College, 12/12/20
Scored 100 points (overtime):	112, Indiana, 11/30/21, 2 OT
Scored 100 points in consec. games:	104, Lafayette, 12/13/93; 108, MD-Eastern Shore, 12/18/93
Scored 90 points	92, Brown, 12/27/21
Scored 90 points (overtime):	95, at Duke OT, 1/14/19
Scored 90 points in consec. games:	98, Albany, 11/15/11; 92, Colgate, 11/19/11
Scored 50+ in the first half:	52, Lafayette, 11/9/21
Scored 50+ in the second half	55, Brown, 12/27/21
Scored 60+ in the first half	60, Maine, 12/5/09
Scored 60+ in the second half	63, Charlotte, 11/26/03
Scored less than 40 points:	34, Virginia, 11/6/19
Scored less than 20 in the first half:	19 at Clemson, 2/6/21
Scored less than 20 in the second half:	19, at Virginia, 1/20/20
Gave up 100 points:	100, Colgate, 11/20/21
Gave up 100 points (overtime):	112, Indiana, 11/30/21, 2OT
Gave up 100 points and won:	104, West Virginia, 2/11/67
Gave up 100 points and won (OT):	117, Connecticut, 3/12/09
Gave up 90 points:	96, at Pittsburgh, 1/16/21
Gave up 90 points (OT):	96, Buffalo, 12/19/20
Gave up 90 points and won:	92 Southern Illinois, 3/17/95
Gave up 90 points and won (OT):	96, Buffalo, 12/19/20
Came back from down 15+ to win	16, Buffalo (OT), 12/19/20
Came back from down 20+ to win	20, Notre Dame, 2/20/21
Led by 15+ and lost	17, Colgate, 11/20/21
Gave up less than 50 points:	45, Niagara, 12/3/20
Gave up less than 40 points:	34, E. Washington, 11/6/18
Gave up less than 20 in a half:	18, vs. San Diego State (NCAA), 3/19/21
Gave up more than 45 in a half:	46, Notre Dame, 2/20/21
Game up more than 54 in a half	55, Indiana, 11/30/21, 2nd
Shot over 60% FG:	.620 (31-50), Florida State, 2/11/16
Shot under 32% FG:	.290 (18-62) vs. VCU 11/24/21
Held opponent under 30% FG:	.277 (18-65), Niagara, 12/3/20

Made 45+ FG:	47 vs. E. Tennessee State, 12/15/07
Made 15+ 3PT:	15, vs. San Diego State (NCAA), 3/19/21
Made 15+ 3PT (overtime)	15, at NC State, 2/1/17
Made 13+ 3PT:	13, Brown, 12/27/21
Made 12+ 3PT (overtime)	13, Indiana, 11/30/21, 2 OT
Shot 60% 3PT (min. 10 makes)	.619 (13-21), Brown, 12/27/2021
Did not make a 3PT:	Holy Cross, 11/28/14
Attempted 50 FT:	51 vs. Connecticut (BET), 3/12/09
Attempted 40 FT:	41 vs. California (NCAA), 3/23/13
Attempted 40 FT (OT):	42, Buffalo, 12/19/20
Attempted less than 6 FT	5 at Notre Dame, 1/5/19
Made 40 FT:	40 vs. Connecticut (BET), 3/12/09
Made 35 FT:	40 vs. Connecticut (BET), 3/12/09
Made less than 5 FT:	4, Pittsburgh, 1/6/20
Had 60+ rebounds:	63, Monmouth, 12/8/12
Had 50+ rebounds:	51, Niagara, 12/3/20
Had 20+ rebound margin	+22, South Carolina State, 11/22/16
Had 30+ rebound margin	+30, Kennesaw State, 11/14/14
Committed 25 fouls:	25, Duke, 2/1/20
Had 30+ assists:	34, Eastern Michigan, 12/19/16
Committed less than 5 turnovers:	4, at Virginia Tech, 1/18/20
Committed less than 10 turnovers:	9, Lafayette, 11/9/21
Committed 25+ turnovers:	26 vs. E. Tennessee State, 12/15/07
Forced 30-or-more turnovers:	32, Albany, 11/9/09
Had 20+ steals:	21, Albany, 11/9/09
Had 15+ blocked shots:	15, Oakland, 11/20/17
Won on last-second shot	Duke, 78-75, 2/22/17 (John Gillon 3-pt)



2021-22 Syracuse Men's Basketball Combined Team Statistics All games

Game Records

Record	Overall	Home	Away	Neutral
ALL GAMES	7-6	5-2	1-1	1-3
CONFERENCE	1-1	0-1	1-0	0-0
NON-CONFERENCE	6-5	5-1	0-1	1-3

Score by Periods

Team	1st	2nd	OT	TOT
Syracuse	486	507	24	1017
Opponents	424	537	22	983

Team Box Score

No.	Player				Total		3-Point		F-Throw		Rebounds											
		GP-GS	MIN	AVG	FG-FGA	FG%	3FG-3FGA	3FG%	FT-FTA	FT%	OFF	DEF	TOT	AVG	PF	DQ	A	TO	BLK	STL	PTS	AVG
35	BOEHEIM, Buddy	13-13	483:45	37.2	87-210	.414	30-91	.330	49-54	.907	9	35	44	3.4	20	0	45	24	0	18	253	19.5
0	BOEHEIM, Jimmy	13-13	445:47	34.3	76-159	.478	16-40	.400	23-41	.561	25	54	79	6.1	20	0	13	15	2	18	191	14.7
11	GIRARD III, Joseph	13-13	427:41	32.9	55-125	.440	37-79	.468	23-26	.885	4	32	36	2.8	12	0	60	40	0	23	170	13.1
21	SWIDER, Cole	13-13	433:24	33.3	56-140	.400	26-78	.333	26-31	.839	19	71	90	6.9	31	2	20	19	5	19	164	12.6
14	EDWARDS, Jesse	13-13	358:48	27.6	57-79	.722	0-0	.000	35-54	.648	31	51	82	6.3	49	6	10	16	36	11	149	11.5
5	ANSELEM, Frank	13-0	139:36	10.7	7-12	.583	0-0	.000	14-20	.700	13	17	30	2.3	17	0	3	5	4	3	28	2.2
13	WILLIAMS, Benny	13-0	175:35	13.5	12-30	.400	0-6	.000	3-7	.429	3	17	20	1.5	14	0	3	14	5	10	27	2.1
24	LAVALLE, Chris	1-0	01:35	1.6	1-2	.500	0-0	.000	0-0	.000	0	0	0	0.0	0	0	1	0	0	0	2	2.0
10	TORRENCE, Symir	13-0	152:15	11.7	9-30	.300	2-5	.400	4-11	.364	4	16	20	1.5	11	0	37	12	2	6	24	1.8
1	CASEY, Paddy	2-0	05:00	2.5	1-2	.500	1-1	1.000	0-0	.000	0	0	0	0.0	0	0	2	1	0	0	3	1.5
12	OWENS, Chaz	2-0	03:34	1.8	1-1	1.000	0-0	.000	0-0	.000	0	1	1	0.5	0	0	1	0	0	0	2	1.0
2	AJAK, John Bol	3-0	12:39	4.2	1-3	.333	0-1	.000	1-2	.500	0	5	5	1.7	0	0	1	1	0	0	3	1.0
34	SIDIBE, Bourama	2-0	05:07	2.6	0-2	.000	0-0	.000	1-2	.500	1	0	1	0.5	0	0	0	0	0	1	1	0.5
33	CORDES, Arthur	1-0	01:35	1.6	0-0	.000	0-0	.000	0-0	.000	0	1	1	1.0	0	0	0	1	0	0	0	0.0
25	FELDMAN, Shane	2-0	01:50	0.9	0-0	.000	0-0	.000	0-0	.000	0	1	1	0.5	0	0	0	0	0	0	0	0.0
32	GIANCOLA, Nick	2-0	01:50	0.9	0-0	.000	0-0	.000	0-0	.000	0	0	0	0.0	0	0	0	0	0	0	0	0.0
Team											29	34	63				6					
Total		13	2650		363-795	.457	112-301	.372	179-248	.722	138	335	473	36.4	174	8	196	154	54	109	1017	78.2
Opponents		13	2650		352-835	.422	144-428	.336	135-180	.750	169	329	498	38.3	210	4	248	173	47	90	983	75.6

Team Statistics

	SYR	OPP
Scoring	1017	983
Points per game	78.2	75.6
Scoring margin	+2.6	-
Field goals-att	363-795	352-835
Field goal pct	.457	.422
3 point fg-att	112-301	144-428
3-point FG pct	.372	.336
3-pt FG made per game	8.6	11.1
Free throws-att	179-248	135-180
Free throw pct	.722	.750
F-Throws made per game	13.8	10.4
Rebounds	473	498
Rebounds per game	36.4	38.3
Rebounding margin	-1.9	-
Assists	196	248
Assists per game	15.1	19.1
Turnovers	154	173
Turnovers per game	11.8	13.3
Turnover margin	+1.5	-
Assist/turnover ratio	1.3	1.4
Steals	109	90
Steals per game	8.4	6.9
Blocks	54	47
Blocks per game	4.2	3.6
Winning streak	0	-
Home win streak	0	-
Attendance	126104	23406
Home games-Avg/Game	7-18015	2-11703
Neutral site-Avg/Game	-	4-4515

Team Results

Date	Opponent		Score	Att.
11/09/2021	Lafayette	W	97-63	19929
11/14/2021	Drexel	W	75-60	20841
11/20/2021	Colgate	L	85-100	15604
11/24/2021	vs VCU	L	55-67	1281
11/25/2021	vs Arizona St.	W	92-84	1299
11/26/2021	vs Auburn	L	68-89	1136
11/30/2021	Indiana	Wot2	112-110	21330
12/04/2021	at Florida St.	W	63-60	9808
12/07/2021	vs Villanova	L	53-67	14344
12/11/2021	at Georgetown	L	75-79	13598
12/27/2021	Brown	W	93-62	15526
12/29/2021	Cornell	W	80-68	15579
01/01/2022	Virginia	L	69-74	17295



2021-22 Syracuse Men's Basketball Combined Team Statistics Specific games

Game Records

Record	Overall	Home	Away	Neutral
ALL GAMES	4-3	3-1	0-0	1-2
CONFERENCE	0-0	0-0	0-0	0-0
NON-CONFERENCE	4-3	3-1	0-0	1-2

Score by Periods

Team	1st	2nd	OT	TOT
Syracuse	284	276	24	584
Opponents	238	313	22	573

Team Box Score

No.	Player				Total		3-Point		F-Throw		Rebounds								PTS	AVG		
		GP-GS	MIN	AVG	FG-FGA	FG%	3FG-3FGA	3FG%	FT-FTA	FT%	OFF	DEF	TOT	AVG	PF	DQ	A	TO			BLK	STL
35	BOEHEIM, Buddy	7-7	268:01	38.3	47-115	.409	16-53	.302	37-41	.902	6	19	25	3.6	11	0	26	13	0	16	147	21.0
11	GIRARD III, Joseph	7-7	227:12	32.5	32-68	.471	23-43	.535	18-20	.900	3	20	23	3.3	5	0	33	24	0	8	105	15.0
0	BOEHEIM, Jimmy	7-7	235:21	33.6	37-77	.481	10-22	.455	16-23	.696	12	33	45	6.4	10	0	8	10	1	8	100	14.3
21	SWIDER, Cole	7-7	227:01	32.4	30-75	.400	10-36	.278	19-21	.905	9	36	45	6.4	22	2	9	10	1	13	89	12.7
14	EDWARDS, Jesse	7-7	185:03	26.4	36-44	.818	0-0	.000	16-22	.727	14	23	37	5.3	26	3	6	4	19	6	88	12.6
1	CASEY, Paddy	1-0	01:59	2.0	1-2	.500	1-1	1.000	0-0	.000	0	0	0	0.0	0	0	1	0	0	0	3	3.0
5	ANSELEM, Frank	7-0	82:02	11.7	5-9	.556	0-0	.000	9-12	.750	7	11	18	2.6	12	0	3	2	0	3	19	2.7
13	WILLIAMS, Benny	7-0	122:52	17.6	7-17	.412	0-2	.000	1-5	.200	1	9	10	1.4	9	0	2	9	4	8	15	2.1
10	TORRENCE, Symir	7-0	88:03	12.6	6-20	.300	1-2	.500	2-5	.400	2	9	11	1.6	6	0	17	9	0	3	15	2.1
2	AJAK, John Bol	2-0	09:58	5.0	1-3	.333	0-1	.000	1-2	.500	0	4	4	2.0	0	0	1	0	0	0	3	1.5
12	OWENS, Chaz	1-0	01:59	2.0	0-0	.000	0-0	.000	0-0	.000	0	0	0	0.0	0	0	1	0	0	0	0	0.0
32	GIANCOLA, Nick	1-0	00:15	0.2	0-0	.000	0-0	.000	0-0	.000	0	0	0	0.0	0	0	0	0	0	0	0	0.0
25	FELDMAN, Shane	1-0	00:15	0.2	0-0	.000	0-0	.000	0-0	.000	0	0	0	0.0	0	0	0	0	0	0	0	0.0
Team											14	20	34				3					
Total		7	1450		202-430	.470	61-160	.381	119-151	.788	68	184	252	36.0	101	5	107	84	25	65	584	83.4
Opponents		7	1450		204-451	.452	85-225	.378	80-109	.734	81	177	258	36.9	122	4	144	96	26	49	573	81.9

Team Statistics

	SYR	OPP
Scoring	584	573
Points per game	83.4	81.9
Scoring margin	+1.6	-
Field goals-att	202-430	204-451
Field goal pct	.470	.452
3 point fg-att	61-160	85-225
3-point FG pct	.381	.378
3-pt FG made per game	8.7	12.1
Free throws-att	119-151	80-109
Free throw pct	.788	.734
F-Throws made per game	17.0	11.4
Rebounds	252	258
Rebounds per game	36.0	36.9
Rebounding margin	-0.9	-
Assists	107	144
Assists per game	15.3	20.6
Turnovers	84	96
Turnovers per game	12.0	13.7
Turnover margin	+1.7	-
Assist/turnover ratio	1.3	1.5
Steals	65	49
Steals per game	9.3	7.0
Blocks	25	26
Blocks per game	3.6	3.7
Winning streak	1	-
Home win streak	1	-
Attendance	77704	0
Home games-Avg/Game	4-19426	0-0
Neutral site-Avg/Game	-	3-1239

Team Results

Date	Opponent		Score	Att.
11/09/2021	Lafayette	W	97-63	19929
11/14/2021	Drexel	W	75-60	20841
11/20/2021	Colgate	L	85-100	15604
11/24/2021	vs VCU	L	55-67	1281
11/25/2021	vs Arizona St.	W	92-84	1299
11/26/2021	vs Auburn	L	68-89	1136
11/30/2021	Indiana	Wot2	112-110	21330



2021-22 Syracuse Men's Basketball Combined Team Statistics All games

Game Records

Record	Overall	Home	Away	Neutral
ALL GAMES	7-5	5-1	1-1	1-3
CONFERENCE	1-0	0-0	1-0	0-0
NON-CONFERENCE	6-5	5-1	0-1	1-3

Score by Periods

Team	1st	2nd	OT	TOT
Syracuse	453	471	24	948
Opponents	391	496	22	909

Team Box Score

No.	Player				Total		3-Point		F-Throw		Rebounds											
		GP-GS	MIN	AVG	FG-FGA	FG%	3FG-3FGA	3FG%	FT-FTA	FT%	OFF	DEF	TOT	AVG	PF	DQ	A	TO	BLK	STL	PTS	AVG
35	BOEHEIM, Buddy	12-12	443:46	37.0	80-193	.415	25-81	.309	41-45	.911	9	31	40	3.3	17	0	40	21	0	18	226	18.8
0	BOEHEIM, Jimmy	12-12	408:00	34.0	69-141	.489	14-34	.412	21-33	.636	21	49	70	5.8	19	0	12	15	2	14	173	14.4
11	GIRARD III, Joseph	12-12	397:45	33.1	54-120	.450	36-75	.480	23-26	.885	4	31	35	2.9	10	0	57	39	0	21	167	13.9
21	SWIDER, Cole	12-12	403:05	33.6	53-128	.414	24-70	.343	26-31	.839	15	68	83	6.9	30	2	17	17	5	18	156	13.0
14	EDWARDS, Jesse	12-12	328:24	27.4	54-74	.730	0-0	.000	32-50	.640	27	51	78	6.5	44	5	10	14	31	11	140	11.7
5	ANSELEM, Frank	12-0	130:11	10.8	7-12	.583	0-0	.000	14-20	.700	13	16	29	2.4	17	0	3	4	3	3	28	2.3
13	WILLIAMS, Benny	12-0	163:30	13.6	12-28	.429	0-5	.000	1-5	.200	3	13	16	1.3	14	0	3	14	5	10	25	2.1
24	LAVALLE, Chris	1-0	01:35	1.6	1-2	.500	0-0	.000	0-0	.000	0	0	0	0.0	0	0	1	0	0	0	2	2.0
10	TORRENCE, Symir	12-0	142:10	11.8	8-29	.276	2-5	.400	4-11	.364	3	16	19	1.6	11	0	35	12	2	5	22	1.8
1	CASEY, Paddy	2-0	05:00	2.5	1-2	.500	1-1	1.000	0-0	.000	0	0	0	0.0	0	0	2	1	0	0	3	1.5
12	OWENS, Chaz	2-0	03:34	1.8	1-1	1.000	0-0	.000	0-0	.000	0	1	1	0.5	0	0	1	0	0	0	2	1.0
2	AJAK, John Bol	3-0	12:39	4.2	1-3	.333	0-1	.000	1-2	.500	0	5	5	1.7	0	0	1	1	0	0	3	1.0
34	SIDIBE, Bourama	2-0	05:07	2.6	0-2	.000	0-0	.000	1-2	.500	1	0	1	0.5	0	0	0	0	0	1	1	0.5
33	CORDES, Arthur	1-0	01:35	1.6	0-0	.000	0-0	.000	0-0	.000	0	1	1	1.0	0	0	0	1	0	0	0	0.0
25	FELDMAN, Shane	2-0	01:50	0.9	0-0	.000	0-0	.000	0-0	.000	0	1	1	0.5	0	0	0	0	0	0	0	0.0
32	GIANCOLA, Nick	2-0	01:50	0.9	0-0	.000	0-0	.000	0-0	.000	0	0	0	0.0	0	0	0	0	0	0	0	0.0
Team											24	33	57				4					
Total		12	2450		341-735	.464	102-272	.375	164-225	.729	120	316	436	36.3	162	7	182	143	48	101	948	79.0
Opponents		12	2450		322-778	.414	137-408	.336	128-170	.753	160	305	465	38.8	193	4	226	164	42	82	909	75.8

Team Statistics

	SYR	OPP
Scoring	948	909
Points per game	79.0	75.8
Scoring margin	+3.3	-
Field goals-att	341-735	322-778
Field goal pct	.464	.414
3 point fg-att	102-272	137-408
3-point FG pct	.375	.336
3-pt FG made per game	8.5	11.4
Free throws-att	164-225	128-170
Free throw pct	.729	.753
F-Throws made per game	13.7	10.7
Rebounds	436	465
Rebounds per game	36.3	38.8
Rebounding margin	-2.4	-
Assists	182	226
Assists per game	15.2	18.8
Turnovers	143	164
Turnovers per game	11.9	13.7
Turnover margin	+1.8	-
Assist/turnover ratio	1.3	1.4
Steals	101	82
Steals per game	8.4	6.8
Blocks	48	42
Blocks per game	4.0	3.5
Winning streak	2	-
Home win streak	3	-
Attendance	108809	23406
Home games-Avg/Game	6-18135	2-11703
Neutral site-Avg/Game	-	4-4515

Team Results

Date	Opponent		Score	Att.
11/09/2021	Lafayette	W	97-63	19929
11/14/2021	Drexel	W	75-60	20841
11/20/2021	Colgate	L	85-100	15604
11/24/2021	vs VCU	L	55-67	1281
11/25/2021	vs Arizona St.	W	92-84	1299
11/26/2021	vs Auburn	L	68-89	1136
11/30/2021	Indiana	Wot2	112-110	21330
12/04/2021	at Florida St.	W	63-60	9808
12/07/2021	vs Villanova	L	53-67	14344
12/11/2021	at Georgetown	L	75-79	13598
12/27/2021	Brown	W	93-62	15526
12/29/2021	Cornell	W	80-68	15579