



MIAMI HURRICANES

GAME INFO

Date: Thursday, Jan. 27, 2022
Time: 7 p.m. EST
Location: Winston-Salem, N.C.
Arena: LJV Coliseum
Live Stats: wakeforest.statbroadcast.com
Television: RSN
Radio: WVUM 90.5
Series: 15-11, Miami
at Miami: 7-4
at Wake Forest: 6-4
Neutral: 2-3
Last Meeting: 47-76, Wake Forest (1/6/22)

#18

THE MATCHUP

Miami (10-7, 3-4 ACC)

Head Coach: Katie Meier (Duke '89, '90)
Record at UM: 313-205
Career Record: 389-250
Record vs. Wake: 14-9



-VS-

Wake Forest (12-8, 2-7 ACC)

Head Coach: Jen Hoover (Wake Forest '91)
Record at Wake: 124-144
Career Record: 144-157
Record vs. UM: 4-10



QUICK HITS

FAB FIVE

For the first time since Feb. 18, 2021, five Canes scored in double-figures in one game – Pendande (13), Williams (12), Erjavec (11), Harden (10) and Marshall (10). The starters combined for 56 of Miami's 66 points against Boston College. The last time all five starters tallied 10-plus points in the same game came on Dec. 21, 2018.

SCHEDULING TOUGH

Miami faces some of the stiffest competition around as the ACC is one of just two conferences (SEC) with eight teams in the top-50 in NET rankings. Thirteen of the 15 ACC teams reside in the top 100 in the rankings. Miami's strength of schedule current sits at 60, but that number will rise as the Canes will take on five teams in the NET top 25 in the coming weeks. In non-conference action, Miami's SOS was the fifth best in the ACC, having faced elite teams like Indiana and Maryland.

RACKING UP BLOCKS

Junior Lola Pendande tallied a game-best four blocks against Boston College, tying her career high in swats. The forward has recorded multiple blocked shots in four games this season and twice in ACC action.

OFF THE BENCH

Despite not having started a game for Miami this season, graduate student Maeva Djaldi-Tabdi has played a crucial role in the Hurricanes' success. Djaldi-Tabdi currently leads all Miami bench players in scoring (7.2) and ranks seventh among ACC reserves. The forward also ranks second in blocks (1.2) and ninth in rebounding (3.8) among league bench players.

BY THE NUMBERS

3

Miami has the opportunity to already match its road win total from last year on Thursday, hunting its third road win.

6

The Canes are 3-3 in six games following a loss this season and have posted back-to-back losses twice.

7

In seven night games this season, the Hurricanes hold a 4-3 overall record.

10

Kelsey Marshall is just 10 points away from moving into 13th in Miami history in career scoring.

15

For the 15th time this season, Miami tallied double-digit points off turnovers on Sunday (19).

HEAD-TO-HEAD

Miami		Wake
61.3	Points/Game	65.7
38.7	Field-Goal %	39.7
28.9	3-Point %	31.1
67.3	Free-Throw %	69.0
38.2	Rebounds/Game	40.7
12.9	Assists/Game	10.9
3.5	Blocks/Game	3.1
10.1	Steals/Game	7.1
57.8	Scoring Defense	59.7
38.9	FG% Defense	37.0
28.2	3FG% Defense	27.0
+3.6	Rebound Margin	+5.8
0.7	AST-TO Ratio	0.7

SCHEDULE (H: 8-3, A: 2-2, N: 0-2)

DATE OPPONENT TV TIME/RESULT

November

9	JACKSON STATE	ACCNX	W, 72-67
12	BETHUNE-COOKMAN	ACCNX	W, 55-43
14	STETSON	ACCNX	W, 54-39
18	FAU	ACCN	W, 56-46
25	vs. Washington State\$	FloHoops	L, 62-47
27	vs. #4/6 Indiana\$	FloHoops	L, 53-51

December

2	at #8 Maryland^	BTN	L, 82-74
5	TULANE@	ACCNX	W, 70-63
6	ARK-PINE BLUFF@	ACCNX	W, 78-65
12	ROBERT MORRIS	ACCNX	W, 86-45
21	NORTH FLORIDA	ACCNX	PPD

January

6	WAKE FOREST*	ACCNX	L, 47-46
9	#5/4 NC STATE*	ACCN	L, 76-64
13	at Clemson*	ACCNX	W, 69-60
16	#15/16 GEORGIA TECH*	ACCN	W, 46-45
18	#21/24 DUKE*	ACCN	L, 58-49
20	at Florida State*	RSN	W, 59-52
23	at Boston College*	RSN	L, 79-66
27	at Wake Forest*	RSN	7 p.m.

February

1	LOUISVILLE*	ACCN	7 p.m.
3	SYRACUSE*	ACCNX	7 p.m.
6	at North Carolina*	ACCN	12 p.m.
10	at Notre Dame*	RSN	6 p.m.
13	FLORIDA STATE*	ACCN	12 p.m.
15	at Virginia*	ACCNX	6 p.m.
17	PITTSBURGH*	ACCN	6 p.m.
20	at Georgia Tech*	ACCNX	2 p.m.
24	at Virginia Tech*	RSN	6 p.m.
27	CLEMSON*	ACCNX	4 ³⁰ p.m.

BOLD CAPS - home game

* - ACC game

^ - Big Ten/ACC Challenge

\$ - Baha Mar Hoops

@ - Miami Holiday Classic

ATHLETIC COMMUNICATIONS

WBB Contact: Megan Barnes
Email: meganbarnes@miami.edu
Office Phone: 305-284-6797
Cell Phone: 630-651-8801

PROBABLE STARTERS (FROM LAST GAME)

Miami Hurricanes

No.	Player	Pos.	Yr.	Ht.	Hometown	PPG	RPG	APG	FG%	3FG%	FT%
3	Destiny Harden	F	Gr.	6-0	Chicago, Ill.	5.4	2.7	0.7	.500	.400	.500
12	Ja'Leah Williams	G	Fr.	5-9	Pompano Beach, Fla.	7.5	3.8	1.7	.443	.150	.595
20	Kelsey Marshall	G	Sr.	5-9	Davie, Fla.	14.0	3.6	2.9	.377	.333	.824
21	Lola Pendande	F	Jr.	6-4	Almeria, Spain	7.2	5.8	0.7	.521	.000	.667
25	Karla Erjavec	G	Sr.	5-10	Zagreb, Croatia	7.1	2.7	2.6	.393	.373	.813

Wake Forest Demon Deacons

No.	Player	Pos.	Yr.	Ht.	Hometown	PPG	RPG	APG	FG%	3FG%	FT%
2	Kaia Harrison	G	Jr.	5-7	Baldwin, N.Y.	3.5	1.7	1.3	.355	.429	.778
20	Olivia Summiel	F	Jr.	6-2	Dayville, Conn.	6.6	7.6	1.7	.429	.306	.733
21	Elise Williams	G	Fr.	5-9	Raleigh, N.C.	9.3	3.5	3.2	.403	.333	.698
23	Christina Morra	F	Sr.	6-2	Toronto, Ontario	7.9	4.6	0.5	.436	.000	.765
24	Jewel Spear	G	So.	5-10	The Colony, Texas	19.6	4.2	1.9	.422	.375	.808



QUICK FACTS

UNIVERSITY INFORMATION

Location	Coral Gables, Fla.
Enrollment	19,096
Founded	1925
Nickname	Hurricanes
Colors	Orange, Green and White
President	Dr. Julio Frenk
Vice President / Director of Athletics	Dan Radakovich
Faculty Athletics Representative	Dr. Marvin Dawkins
Conference	Atlantic Coast Conference
Arena / Capacity	Watsco Center / 7,972
Ticket Office Phone	1-800-GO-CANES
Press Row Phone	305-284-2111
Website	MiamiHurricanes.com
Mailing Address	5821 San Amaro Drive, Coral Gables, FL 33146

COACHING STAFF

Head Coach	Katie Meier (Duke, '89 [B.A.], '90 [M.A.])
Record at Miami	313-205 (17th season)
Career Record	389-250 (21st season)
Assistant Head Coach	Fitzroy Anthony (Palm Beach Atlantic '08)
Assistant Coach	Beth Dunkenberger (Randolph-Macon '88)
Assistant Coach	Shenise Johnson (Miami '12)
Dir. of Ops / Coord. of Recruiting	Lionette Hall (CSU-Northridge '94)
Director of Ops / Special Projects	Margie Gill (Florida '03)
Assistant Director of Ops	Morgan Stroman (Miami '13)
Director of Scouting/Analytics	Logan Hogrefe (Ohio State '20)
Creative Content Specialist	Teren Hart (Miami '16)

PROGRAM INFORMATION

PROGRAM HISTORY

First Year of Basketball	1972-73 (50th season)
All-Time Record	819-579 (.586)
All-Time ACC Record	133-138 (.491)
NCAA Tournament Apps.	14 (last, 2019)
Last NCAA Opponent	Arizona St., 2019 (L, 57-55, 2nd Round)
WNIT Appearances	Six (last, 2014)
Last WNIT Opponent	Stetson, 2014 (L, 70-63, First Round)

TEAM INFORMATION

2020-21 Overall Record	11-11 (12-6 H, 2-8 A, 1-1 N)
ACC Record / Finish	8-10 / T-9th
Players Returning / Lost	8 / 6
Starters Returning / Lost	3 / 2
Newcomers	6

RETURNING STARTERS	POS	PPG	RPG	APG
Mykea Gray	G	12.6	2.1	2.2
Kelsey Marshall	G	13.2	2.9	1.7
Destiny Harden	F	10.7	5.4	1.3
Naomi Mbandu	F	8.4	4.8	1.6

KEY LOSSES (5.0+ PPG)	POS	PPG	RPG	APG
Endia Banks (grad/transfer)	G	9.8	4.5	3.1
Taylor Mason (graduation)	G	7.9	4.4	2.1

RETURNING NUMBERS	AVG	PCT
Points	37.8	.572
Rebounds (includes team rebounds)	16.9	.460
Assists	6.2	.500
Blocks	3.0	.788
Steals	7.9	.908
Starts	68 of 110	.618

THE MATCHUP

• Miami is set to close out a three-game road stint on Thursday when it travels to Winston-Salem, N.C., to take on the Wake Forest Demon Deacons. Tipoff on Thursday is set for 7 p.m. and the game will air on Bally Sports (RSN), with Evan Lepler and Tabitha Turner Wilkins on the call. Fans can also listen to the game on WVUM 90.5.

• This is the second time that the Hurricanes and the Demon Deacons will face off this season, with Wake Forest coming away with the narrow, 47-46, victory in Coral Gables, Fla., just three weeks ago.

• Miami is 7-3 in the last 10 games against Wake Forest and 15-11 all-time against the Demon Deacons. When playing at LJV Coliseum, the Canes hold a 6-4 advantage over the Deacs.

LAST TIME OUT

• Miami faced a 79-66 defeat at Boston College on Sunday afternoon, falling to 3-4 in ACC action this season. Junior Lola Pendande led Miami in scoring and rebounding with 13 points and six boards, respectively.

• Senior Karla Erjavec (11), redshirt senior Destiny Harden (10), graduate student Kelsey Marshall (10) and freshman Ja'Leah Williams (12) all joined Pendande in double-digits, marking the first time five Canes have scored in double-figures since Feb. 18, 2021, also against Boston College.

SCOUTING THE DEACS

• Wake Forest sits at 12-8 overall on the season, but are 2-7 in ACC play, dropping five straight conference games over the last two weeks. The Demon Deacons are 9-4 when playing at home this season and are averaging 65.7 points per game as a team, with a scoring margin of +6.0 over their opponents.

• Sophomore Jewel Spear not only leads the Deacs in scoring, but also paces the entire league, pouring in 19.6 points per game. She is one of five ACC players to average 15-plus points per contest this season. Junior Olivia Summiel leads Wake Forest in rebounding at 7.6 boards per game.

HURRICANE LEADERS

Led Team in Points

	Season	Career
Mykea Gray	1	26
Kelsey Marshall	10	25
Destiny Harden		7
Karla Erjavec	2	2
Maeva Djaldi-Tabdi	2	2
Lola Pendande	2	2
Naomi Mbandu		2
Lashae Dwyer	1	1
Moulayna Johnson Sidi Baba		1

Naomi Mbandu		6
Lola Pendande	5	5
Ja'Leah Williams	5	5
Lashae Dwyer	3	3
Moulayna Johnson Sidi Baba		2

Consecutive Games in Double Figures

	Season	Career
Mykea Gray		9
Kelsey Marshall	4	7
Naomi Mbandu		4
Karla Erjavec	2	2
Ja'Leah Williams	2	2
Destiny Harden	2	2

20-Point Games

	Season	Career
Mykea Gray		14
Kelsey Marshall	3	11
Destiny Harden		3

Double-Figure Rebounding Games

	Season	Career
Destiny Harden		4
Lola Pendande	1	4
Moulayna Johnson Sidi Baba	1	1
Naomi Mbandu		1

Led Team in Rebounds

	Season	Career
Destiny Harden		12
Naomi Mbandu	2	6
Moulayna Johnson Sidi Baba	3	6
Lola Pendande	5	5
Mykea Gray	1	3
Maeva Djaldi-Tabdi	2	2
Ja'Leah Williams	2	2
Kelsey Marshall	1	2
Karla Erjavec	1	1
Jasmyne Roberts	1	1

Double-Figure Scoring Games

	Season	Career
Kelsey Marshall	13	68
Mykea Gray	2	63
Maeva Djaldi-Tabdi	6	37
Karla Erjavec	5	24
Destiny Harden	3	15

Double-Doubles

	Season	Career
Destiny Harden		3
Naomi Mbandu		1
Lola Pendande	1	4



KEEPIN' UP WITH KARLA

• For the 12th time this season, senior Karla Erjavec dished multiple assists in a game, tallying a team-best four against Boston College. Erjavec currently ranks second on the team in assists (44) and assists per game (2.6), sitting only behind graduate student Kelsey Marshall.

• In conference play, Erjavec is averaging 3.0 assists per game, good for 14th in the ACC, while also posting a 1.24 assist to turnover ratio (seventh in the conference). The guard is just 28 assists away from recording 300 career assists.

OFFENSIVE EFFICIENCY

• The Hurricanes posted a 50 percent clip from the field on Sunday, marking their third time shooting 50 percent or better in a game this season. However, Sunday was the first time Miami has lost when its field goal percentage was tied or better than its opponents.

• Four Hurricanes shot better than 60 percent in the contest, paced by senior Karla Erjavec who knocked down five of her six (83.3 percent) of her shots from the field, with her only missed basket coming from beyond the 3-point arc.

VS. WAKE FOREST x2

• Following the ACC moving to an 18-game league schedule ahead of the 2019-20 season, Miami and Wake Forest have met twice each year. The Canes and the Demon Deacons have squared off twice in the same season six times before in program history.

• When facing Wake Forest twice in the regular season, Miami currently holds a 5-2 overall record. The Hurricanes dropped the first game of the 2020-21 series, but rebounded with a victory in the final game, which is something Miami hopes to replicate this season after falling to Wake Forest, 47-46, on Jan. 6.

MARVELOUS MARSHALL

• Guard Kelsey Marshall continues to dominate the court for the Canes, ranking in the top 15 in the ACC in five statistical categories, including scoring (10th, 14.0) and 3-point field goals per game (3rd, 2.6). Marshall is one of 16 ACC players to tally three 20-plus point games this season, so far.

STEALS ON STEALS

• The Hurricanes were aggressive on the ball on Sunday, recording 13 steals against Boston College. It was the ninth time this season that Miami has posted 10-plus steals in a game and fourth time during conference play.

• Miami currently sits as one of four teams in the ACC averaging 10-plus steals per game (10.06), trailing only Syracuse (10.56), Louisville (10.39) and North Carolina (10.39).

• Three Hurricanes rank in the top 15 among ACC players in steals – Ja'Leah Williams (third, 2.3), Lashae Dwyer (10th, 1.9) and Kelsey Marshall (15th, 1.7). Miami is the only team in the ACC with three players in the top 15.

ROOAAADDDDD TRIP

• The Hurricanes will close out a three-game road stand on Thursday, taking on the Wake Forest Demon Deacons in Winston-Salem. The Canes are 1-1 on the road trip and 2-2 in road games this season.

• Miami is 221-276 all-time when playing away from the friendly confines of the Watsco Center and 55-79 in conference road games.

LEADING AT THE HALF

• Sunday's game at Boston College marked the first time this season that the Canes lost when leading at halftime. Through 17 games, Miami holds an 8-1 record when sitting on top at the break. The Canes are 2-4 when trailing and 0-2 when tied at halftime.

FABULOUS FRESHMAN

• Freshman Ja'Leah Williams has started to put people on notice this season, dominating the hardwood in her first season with the Canes.

• Among ACC freshmen, Williams currently ranks in the top five in four statistical categories:

Category	Rank	Statistic
Steals Per Game	1st	2.3
Assists Per Game	4th	1.7
Scoring	5th	7.5
Rebounding	5th	3.8

THE POLLS

Associated Press

Rk.	Team (No. 1 votes)	Rec.	Pts.
1	South Carolina (29)	17-1	748
2	Stanford	14-3	708
3	NC State (1)	18-2	695
4	Tennessee	18-1	657
5	Louisville	16-2	632
6	Indiana	14-2	605
7	Michigan	16-2	566
8	Arizona	14-2	538
9	Texas	14-3	426
10	UConn	11-4	424
11	Baylor	13-4	419
12	LSU	17-3	411
13	Iowa State	16-3	369
14	Georgia Tech	15-4	350
15	Georgia	15-4	344
16	BYU	15-1	302
17	Maryland	13-6	293
18	Oklahoma	16-3	186
19	Oregon	11-5	155
20	Notre Dame	14-4	154
21	Duke	13-4	149
22	Ohio State	15-3	116
23	Iowa	12-4	107
24	Ole Miss	17-2	96
25	Kansas State	15-4	93

Others receiving votes: Florida Gulf Coast 90, North Carolina 83, Virginia Tech 13, Florida 12, DePaul 4, Missouri 2, UCLA 2, Kansas 1

USA Today Coaches Poll

Rk.	Team (No. 1 votes)	Rec.	Pts.
1	South Carolina (31)	18-1	798
2	Stanford (1)	14-3	754
3	NC State	18-2	741
4	Louisville	16-2	675
5	Tennessee	18-1	666
6	Indiana	14-2	660
7	Michigan	17-2	606
8	Arizona	14-2	565
9	Connecticut	11-4	506
10	Texas	14-3	446
11	Louisiana State	17-3	418
12	Georgia	15-4	416
13	Iowa State	16-3	396
14	Baylor	13-4	393
15	Maryland	13-6	376
16	Brigham Young	16-1	372
17	Georgia Tech	15-4	299
18	Notre Dame	14-4	208
19	Ohio St.	15-3	166
20	Florida Gulf Coast	17-1	155
21	Oklahoma	16-3	152
22	North Carolina	15-3	126
23	Duke	13-4	109
24	Iowa	12-4	87
25	Oregon	11-5	80

Others receiving votes: Mississippi 69; Kansas State 38; Kentucky 26; South Florida 25; Colorado 21; Virginia Tech 15; Oregon St. 9; Central Florida 9; Liberty 7; UCLA 4; Gonzaga 3; Texas A&M 1; South Dakota 1; Rhode Island 1; Florida 1

*updated 1/25/22

acc standings

Team	ACC Rec.	ACC Pct.	Overall Rec.	Overall Pct.	Win Streak
1. NC State	9-0	1.000	18-2	.900	W8
2. Louisville	6-1	.857	16-2	.889	W1
3. Georgia Tech	6-2	.750	15-4	.789	W2
4. Virginia Tech	6-2	.750	14-5	.737	L1
5. Notre Dame	5-2	.714	14-4	.778	W1
6. North Carolina	5-3	.625	15-3	.833	L1
7. Boston College	5-3	.625	14-5	.737	W2
8. Duke	4-3	.571	13-4	.765	W2
9. Miami	3-4	.429	10-7	.588	L1
10. Florida State	3-4	.429	9-8	.529	W1
11. Wake Forest	2-7	.222	12-8	.600	L5
12. Syracuse	1-6	.143	8-9	.471	L5
13. Pittsburgh	1-7	.125	10-9	.526	L2
14. Clemson	1-7	.125	7-12	.368	L1
15. Virginia	0-6	.000	3-13	.188	L7



NCAA STATS

Team

Category (Value)	NCAA	ACC
Assist Turnover Ratio (0.75)	205	11
Assists (219)	174	12
Assists Per Game (12.9)	194	11
Blocked Shots (60)	129	13
Blocked Shots Per Game (3.5)	136	11
Fewest Fouls (309)	276	11
Fewest Turnovers (293)	237	11
Field-Goal Percentage (38.7)	244	13
FG Percentage Defense (38.9)	153	11
Free Throw Attempts (245)	225	12
Free Throws Made (165)	248	14
Free-Throw Percentage (67.3)	257	11
Personal Fouls Per Game (18.2)	276	13
Rebound Margin (3.6)	101	11
Rebounds (649)	147	13
Rebounds Per Game (38.18)	135	10
Scoring Defense (57.8)	59	6
Scoring Margin (3.5)	157	12
Scoring Offense (61.3)	246	13
Steals (171)	56	5
Steals Per Game (10.1)	48	4
3-Point FG Defense (28.2)	78	5
3-Point Field Goals Attempted (356)	110	6
3-Point Field Goals Made (103)	148	9
3-Point Field Goals Per Game (6.1)	160	7
3-Point FG Percentage (28.9)	229	13
Turnover Margin (1.53)	120	7
Turnovers Forced (18.76)	74	5
Turnovers Per Game (17.2)	233	11
Won-Lost Percentage (58.8)	138	10

Individual (Top-75 Nationally)

Category (Value)	NCAA	ACC
Steals		
Ja'Leah Williams (39)	57	3
Steals Per Game		
Ja'Leah Williams (2.3)	74	3
3-Point FG Attempted		
Kelsey Marshall (132)	22	3
3-Point FG Made		
Kelsey Marshall (44)	41	3
3-Point FG Per Game		
Kelsey Marshall (2.59)	38	3

*updated 1/25/22

JAMMIN' IN JANUARY

• Miami has played 132 total games in the month of January in program history (missing dates from 1974-75 and 1978-79) and is 68-64 (.516) all-time. When playing on the road, that record is 29-38 (.431).

KEEPIN' IT CLOSE

• Eight of the Hurricane's 17 games this season have been decided by single-digits and three of them have been one-possession games.

• The Canes are 4-4 in games with a scoring margin of 10 points or less and 1-2 in one-possession contests this season.

50 YEARS OF MIAMI WBB

• The 2021-22 season marks the 50th season of women's basketball at Miami. Some highlights from the last 49 seasons include:

- > 29 All-Conference honorees
- > 29 1,000-point scorers
- > 22 postseason berths
- > 17 20-win seasons
- > 14 NCAA Tournaments
- > 11 All-America honorees
- > 7 WNBA players/draftees
- > 3 Conference regular season titles
- > 2 Conference players of the year
- > 1 AP coach of the year



VS. 2021-22 OPPONENTS

OPPONENT	REC.	STRK	LAST MEETING
Ark-Pine Bluff	0-0		
Bethune-Cookman	9-1	W7	W, 85-39 (12/28/17)
Boston College	29-18	W1	W, 77-60 (2/18/21)
Clemson	15-8	W2	W, 68-62 (2/28/21)
Duke	4-15	L1	L, 74-55 (2/9/20)
FAU	18-0	W18	W, 73-61 (12/3/20)
Florida State	16-48	L1	L, 67-59 (2/14/21)
Georgia Tech	17-17	L2	L, 67-56 (2/16/21)
Indiana	2-2	L1	L, 58-45 (12/4/19)
Jackson State	2-1	W2	W, 83-68 (11/10/19)
Jacksonville	1-1	W1	W, 65-36 (12/6/14)
Louisville	2-6	L2	L, 79-76 (1/26/21)
Maryland	5-11	L3	L, 79-71 (11/26/17)
North Carolina	12-14	W2	W, 69-59 (1/10/21)
NC State	11-12	L2	L, 50-48 (2/20/20)
North Florida	6-0	W6	W, 81-39 (11/28/20)
Notre Dame	5-21	L2	L, 71-60 (12/31/20)
Robert Morris	1-0	W1	W, 56-45 (1/3/83)
Pittsburgh	24-9	W7	W, 72-68 (1/21/21)
Stetson	19-4	L1	L, 70-63 (3/20/14)
Syracuse	21-12	L2	L, 99-64 (1/17/21)
Virginia	10-10	L1	L, 69-64 (2/13/20)
Virginia Tech	21-10	L4	L, 72-64 (3/4/21)
Wake Forest	15-10	W1	W, 69-67 (2/25/21)
Washington State	1-0	W1	W, 74-68 (12/21/19)

*All information is as of the start of the 2021-22 season

GAME-BY-GAME BREAKDOWN

Date	Opponent	Site	Time	TV	Jersey	Tip-off	Attend.	Result
11/9	Jackson State	Coral Gables, Fla.	4 p.m.	ACCNX	White	JSU	1,102	W, 72-67
11/12	Bethune-Cookman	Coral Gables, Fla.	7 p.m.	ACCNX	White	UM	1,128	W, 55-43
11/14	Stetson	Coral Gables, Fla.	2 p.m.	ACCNX	White	UM	1,006	W, 54-39
11/18	FAU	Coral Gables, Fla.	6 p.m.	ACCN	White	UM	1,087	W, 56-46
11/25	vs. Washington St.	Nassau, Bahamas	4 p.m.	FloHoops	Green	WSU	351	L, 62-47
11/27	vs. Indiana	Nassau, Bahamas	8 ³⁰ p.m.	FloHoops	White	UM	280	L, 53-51
12/2	at Maryland	College Park, Md.	8 p.m.	B1G Net.	Orange	MD	4,367	L, 82-74
12/5	Tulane	Coral Gables, Fla.	2 p.m.	ACCNX	White	TU	1,246	W, 70-63
12/6	Ark-Pine Bluff	Coral Gables, Fla.	1 p.m.	ACCNX	White	UPAB	1,123	W, 78-65
12/11	Robert Morris	Coral Gables, Fla.	1 p.m.	ACCNX	White	UM	1,609	W, 86-45
12/21	North Florida	Coral Gables, Fla.	3 p.m.	ACCNX	-	PPD	-	PPD
1/6	Wake Forest	Coral Gables, Fla.	7 p.m.	ACCNX	White	UM	1,135	L, 47-46
1/9	NC State	Coral Gables, Fla.	2 p.m.	ACCN	White	NCST	1,873	L, 76-64
1/13	at Clemson	Clemson, S.C.	7 p.m.	ACCNX	Black	CU	408	W, 69-60
1/16	Georgia Tech	Coral Gables, Fla.	2 p.m.	ACCN	White	GT	1,256	W, 46-45
1/18	Duke	Coral Gables, Fla.	2 p.m.	ACCN	White	DU	1,443	L, 58-49
1/20	at Florida State	Tallahassee, Fla.	8 p.m.	RSN	Green	FSU	2,190	W, 59-52
1/23	at Boston College	Chestnut Hill, Mass.	12 p.m.	RSN	Black	BC	914	L, 79-66
1/27	at Wake Forest	Winston-Salem, N.C.	7 p.m.	RSN				
2/1	Louisville	Coral Gables, Fla.	7 p.m.	ACCNX				
2/3	Syracuse	Coral Gables, Fla.	7 p.m.	ACCNX				
2/6	at North Carolina	Chapel Hill, N.C.	12 p.m.	ACCN				
2/10	at Notre Dame	South Bend, Ind.	6 p.m.	RSN				
2/13	Florida State	Coral Gables, Fla.	12 p.m.	ACCN				
2/15	at Virginia	Charlottesville, Va.	2 p.m.	ACCNX				
2/17	Pittsburgh	Coral Gables, Fla.	6 p.m.	ACCN				
2/20	at Georgia Tech	Atlanta, Ga.	2 p.m.	ACCNX				
2/24	at Virginia Tech	Blacksburg, VA	6 p.m.	RSN				
2/27	Clemson	Coral Gables, Fla.	4 ³⁰ p.m.	RSN				
3/2-6	ACC Tournament	Greensboro, N.C.	TBA	TBA				



NEW SEASON, NEW TEAM

• While nine of Miami's 14 players are upper-classmen, head coach Katie Meier is working with a new squad as only four have played two full seasons for Meier.

• Graduate student Kelsey Marshall is in her fifth season with Meier, along with senior Mykea Gray, though Gray missed the entire 2020-21 season due to a preseason ACL injury.

• Redshirt senior Destiny Harden and junior Moulayna Johnson Sidi Baba both suited up for the Canes for the first time in 2019-20. The rest of the team are either freshmen, transfers or have faced an injury during their time at Miami.

THE U.N. OF HOOPS

• Miami has the most diverse roster in the ACC, representing six different countries. Nine Hurricanes are from outside the U.S. – Dwyer (Canada), Erjavec (Croatia), Djaldi-Tabdi (France), Mbandu (France), Salgues (France), Okafor (Spain), Pendande (Spain), Fraile Ruiz (Spain) and Johnson Sidi Baba (Sweden).

• Miami ranks second among Power 5 women's basketball teams for most international players, only behind Washington State (10) and is tied for fourth in Division I with USF and Rhode Island. The Canes speak 12 languages - Arabic, Catalan, Creole, Croatian, English, French, German, Italian, Lingala, Mandjaco, Spanish and Swedish.

IT'S A FAMILY TRADITION

Basketball is a family affair for several Canes:

• **Siblings:** Kelsey Marshall's brother, Khyle, was a three-year starter at Butler and made the 2011 NCAA title game.

• **Parents:** Both Karla Erjavec's mother and father played professional basketball in Croatia and her dad served as an assistant coach for the Croatian national team from 2009-11.

• **Cousins:** Jasmyne Roberts has two cousins who played college basketball – Shaneese Bailey suited up for the Canes from 2016-18 and Courtney Williams played at South Florida (2012-16). Williams was drafted eighth overall in the 2016 WNBA Draft and has played for Connecticut, Phoenix and Atlanta.

#FLIGHT22

• The Miami coaching staff inked a top-15 class on National Signing Day. Miami's 2022 recruiting class ranks 12th in the nation according to both ESPNW HoopGurlz and ASGR Basketball.

• The class is made up of the powerhouse post duo of Kyla Oldacre (6-foot-6) and Lazaria Spearman (6-foot-4) who are ranked No. 25 and No. 30 in the class, respectively, according to ESPNW HoopGurlz. Oldacre was named to the McDonald's All-American Games on Jan. 26 as one of the nation's top 24 players.

STARTING LINEUPS

Date	Opponent	1	2	3	4	5
11/9	Jackson State	Erjavec	Gray	Marshall	Mbandu	Pendande
11/12	Bethune-Cookman	Erjavec	Gray	Marshall	Mbandu	Pendande
11/14	Stetson	Erjavec	Gray	Marshall	Mbandu	Pendande
11/18	FAU	Erjavec	Gray	Marshall	Mbandu	Pendande
11/25	Washington St.	Erjavec	Gray	Marshall	Mbandu	Pendande
11/27	Indiana	Erjavec	Williams	Marshall	Mbandu	Pendande
12/2	Maryland	Erjavec	Williams	Marshall	Mbandu	Pendande
12/5	Tulane	Erjavec	Williams	Marshall	Mbandu	Pendande
12/6	UAPB	Erjavec	Williams	Marshall	Mbandu	Pendande
12/12	Robert Morris	Erjavec	Williams	Marshall	Mbandu	Pendande
12/21	UNF	PPD	PPD	PPD	PPD	PPD
1/6	Wake Forest	Erjavec	Gray	Marshall	Mbandu	Pendande
1/9	NC State	Erjavec	Williams	Marshall	Mbandu	Pendande
1/13	Clemson	Erjavec	Williams	Marshall	Harden	Pendande
1/16	Georgia Tech	Erjavec	Williams	Marshall	Harden	Pendande
1/18	Duke	Erjavec	Williams	Marshall	Harden	Pendande
1/20	Florida St.	Erjavec	Williams	Marshall	Harden	Pendande
1/23	Boston College	Erjavec	Williams	Marshall	Harden	Pendande
1/27	Wake Forest					
2/1	Louisville					
2/3	Syracuse					
2/6	UNC					
2/10	Notre Dame					
2/13	FSU					
2/15	Virginia					
2/17	Pittsburgh					
2/20	Georgia Tech					
2/24	Virginia Tech					
2/27	Clemson					

NET TRACKER

MIAMI BY WEEK*

Date	NET
12/6	91
12/13	80
12/20	85
12/27	82
1/3	84
1/10	85
1/17	80
1/24	75
1/31	
2/7	
2/14	
2/21	
2/28	
3/7	

OPPONENT NET RANKING

Previously Played	NET then	NET now
Jackson State	-	73
Bethune Cookman	-	341
Stetson	-	179
FAU	-	245
Washington State	-	65
Indiana	-	10
Maryland	-	16
Tulane	104	96
UAPB	149	269
Robert Morris	296	293
Wake Forest	59	90
NC State	1	2
Clemson	128	115
Georgia Tech	20	24
Duke	38	39
Florida State	52	58
Boston College	47	47

To Be Played	Date	NET now
Wake Forest	Jan. 27	90
Louisville	Feb. 1	4
Syracuse	Feb. 3	79
North Carolina	Feb. 6	5
Notre Dame	Feb. 10	22
Florida State	Feb. 13	58
Virginia	Feb. 15	174
Pittsburgh	Feb. 17	100
Georgia Tech	Feb. 20	24
Virginia Tech	Feb. 24	18
Clemson	Feb. 27	115

* updated 1/25/22



THE NUMBERS GAME

SPECIALTY STATS

Date	Opponent	W/L	UM Big	Opp Big	Ties	Chg	UM in	Opp in	Tied	Pts Off TOs		Paint		2nd Ch		Fast Brk		Bench	
			Lead	Lead			Lead	Lead		UM	Opp	UM	Opp	UM	Opp	UM	Opp	UM	Opp
11/9	Jackson St.	W	17 (2nd)	2 (1st)	1	2	38:33	00:15	1:12	8	21	22	36	11	10	11	9	25	19
11/12	Bethune-Cook	W	20 (3rd)	-	-	-	39:40	-	00:20	13	19	22	18	5	8	7	8	10	6
11/14	Stetson	W	15 (4th)	7 (1st)	5	4	23:09	8:59	7:52	19	9	26	10	10	10	6	0	14	24
11/18	FAU	W	17 (3rd)	7 (1st)	2	2	31:59	6:46	1:55	26	12	24	18	14	6	6	4	20	8
11/25	Washington St.	L	1 (3rd)	18 (3rd)	2	2	00:30	37:18	2:12	24	14	22	34	8	12	6	1	13	9
11/27	Indiana	L	4 (1st)	15 (2nd)	2	5	2:41	35:14	2:05	21	4	30	32	3	4	8	4	6	2
12/2	Maryland	L	5 (1st)	8 (4th)	16	11	15:38	16:04	8:18	15	13	30	38	7	26	15	12	24	13
12/5	Tulane	W	9 (4th)	7 (1st)	6	7	17:40	15:05	7:15	13	21	20	24	22	5	6	9	11	12
12/6	UAPB	W	23 (3rd)	-	-	-	39:09	-	00:51	19	18	42	28	16	2	20	25	19	22
12/12	Robert Morris	W	41 (4th)	3 (1st)	3	6	34:42	3:36	1:42	22	18	48	16	29	5	13	10	48	4
12/21	UNF		PPD			PPD			PPD			PPD			PPD			PPD	
1/6	Wake Forest	L	5 (1st)	19 (2nd)	2	5	4:56	33:40	1:24	12	9	24	20	8	11	12	0	20	6
1/9	NC State	L	5 (1st)	14 (4th)	1	6	5:42	33:30	00:48	10	16	22	30	7	8	5	6	32	29
1/13	Clemson	W	13 (3rd)	5 (1st)	5	9	23:29	12:33	3:58	30	19	40	34	6	4	6	11	24	10
1/16	Georgia Tech	W	9 (3rd)	4 (1st)	3	2	6:24	31:03	2:33	14	12	26	24	5	14	4	2	16	3
1/18	Duke	L	9 (4th)	2 (1st)	3	3	2:16	34:13	3:31	7	13	24	24	4	5	9	12	22	10
1/20	Florida St.	W	8 (4th)	10 (2nd)	7	11	23:33	14:11	2:16	14	17	8	16	14	5	7	8	15	22
1/23	Boston College	L	3 (3rd)	15 (4th)	5	8	3:55	32:41	3:24	19	16	28	34	8	18	8	2	10	12
1/27	Wake Forest																		
2/1	Louisville																		
2/3	Syracuse																		
2/6	UNC																		
2/10	Notre Dame																		
2/13	Florida St.																		
2/15	Virginia																		
2/17	Pittsburgh																		
2/20	Georgia Tech																		
2/24	Virginia Tech																		
2/27	Clemson																		

QUARTER-BY-QUARTER BREAKDOWN

Quarter	PTS	Opp PTS	Margin	FG%	Opp FG%	3FG%	Opp 3FG%	FT%	Opp FT%	REB	AST	TO	STL	BLK
First	261	265	-4	.380	.387	.263	.346	.706	.700	166	51	86	42	19
Second	266	221	+45	.393	.399	.302	.202	.514	.654	168	58	74	45	13
Third	290	265	+25	.422	.430	.305	.317	.717	.691	149	65	65	50	18
Fourth	225	231	-6	.348	.354	.275	.276	.683	.644	165	44	71	34	10
Overtime	-	-	-	-	-	-	-	-	-	-	-	-	-	-

MONTH-BY-MONTH BREAKDOWN

Month	Record	PPG	Opp PPG	Margin	FG%	Opp FG%	3FG%	Opp 3FG%	RPG	APG	SPG	BPG
November	4-2	55.8	51.7	+4.2	.332	.358	.259	.269	40.0	11.8	10.0	3.8
December	3-1	77.0	63.8	+13.3	.468	.392	.330	.257	40.3	17.3	10.3	2.8
January	3-4	57.0	59.6	-2.6	.385	.413	.295	.306	35.4	11.3	10.0	3.7
February												
March												



MIAMI HURRICANES ROSTER

NUMERICAL

#	NAME	POS.	HT.	CL.	HOMETOWN / HS / LAST SCHOOL
0	Kenza Salgues	G	5-9	Jr.	Montpellier, France / INSEP
1	Moulayna Johnson Sidi Baba	G/F	6-1	Jr.	Stockholm, Sweden / Solna Gymnasium
3	Destiny Harden	F	6-0	Gr.	Chicago, Ill. / Morgan Park / West Virginia
4	Jasmyne Roberts	G	5-10	Fr.	Jacksonville, Fla. / Bishop Kenny
5	Mykea Gray	G	5-4	Sr.	Upper Marlboro, Md. / National Christian Academy
12	Ja'Leah Williams	G	5-9	Fr.	Pompano Beach, Fla. / Blanche Ely
13	Lashae Dwyer	G	5-8	Fr.	Toronto, Ontario, Canada / Webb School
20	Kelsey Marshall	G	5-9	Gr.	Davie, Fla. / Miami Country Day School
21	Lola Pendande	F	6-4	Jr.	Almeria, Spain / Ribet Academy / Utah
22	Chiso Okafor	F	6-1	Fr.	Mataró, Spain / IES Llavaneres
23	Paula Fraile Ruiz	F	6-4	So.	Barcelona, Spain / Insitut Joaquim Blume
25	Karla Erjavec	G	5-10	Sr.	Zagreb, Croatia / Sport Gymnasium / Wyoming
33	Maeva Djaldi-Tabdi	F	6-4	Gr.	Paris, France / Jean Moulin / Syracuse
35	Naomi Mbandu	F	6-2	Sr.	Amiens, Frances / INSEP / Gulf Coast State College

ALPHABETICAL

#	NAME	POS.	HT.	CL.	HOMETOWN / HS / LAST SCHOOL
33	Maeva Djaldi-Tabdi	F	6-4	Gr.	Paris, France / Jean Moulin / Syracuse
13	Lashae Dwyer	G	5-6	Fr.	Toronto, Ontario, Canada / Webb School
25	Karla Erjavec	G	5-10	Sr.	Zagreb, Croatia / Sport Gymnasium / Wyoming
23	Paula Fraile Ruiz	F	6-4	So.	Barcelona, Spain / Insitut Joaquim Blume
5	Mykea Gray	G	5-4	Sr.	Upper Marlboro, Md. / N'tl Christian Academy
3	Destiny Harden	F	6-0	Gr.	Chicago, Ill. / Morgan Park / West Virginia
1	Moulayna Johnson Sidi Baba	G/F	6-1	Jr.	Stockholm, Sweden / Solna Gymnasium
20	Kelsey Marshall	G	5-9	Gr.	Davie, Fla. / Miami Country Day School
35	Naomi Mbandu	F	6-2	Sr.	Amiens, Frances / INSEP / Gulf Coast State College
22	Chiso Okafor	F	6-1	Fr.	Mataró, Spain / IES Llavaneres
21	Lola Pendande	F	6-4	Jr.	Almeria, Spain / Ribet Academy / Utah
4	Jasmyne Roberts	G	5-10	Fr.	Jacksonville, Fla. / Bishop Kenny
0	Kenza Salgues	G	5-9	Jr.	Montpellier, France / INSEP
12	Ja'Leah Williams	G	5-9	Fr.	Pompano Beach, Fla. / Blanche Ely

BASKETBALL STAFF

Head Coach: Katie Meier (Duke '89 [B.A.] & '90 [M.A.], 17th season)

Assistant Head Coach: Fitzroy Anthony (Palm Beach Atlantic '08, seventh season)

Assistant Coach: Beth Dunkenberger (Randolph-Macon '88, first season)

Assistant Coach: Shenise Johnson (Miami '12, first season)

Director of Ops. / Recruiting: Lonnelle Hall (CSU-Northridge '94, 15th season)

Director of Ops. / Special Projects: Margie Gill (Florida '03, eighth season)

Assistant Director of Ops.: Morgan Stroman (Miami '13, third season)

Director of Scouting / Analytics: Logan Hogrefe (Ohio State '20, first season)

Creative Content Specialist: Teren Hart (Miami '16, first season)

Strength Coach: Brandon Kuhn (Angelo State '06, second season)

Athletic Trainer: Silver Harris (Miami '18, first season)

PRONUNCIATION GUIDE

NAME	FIRST	LAST	HOMETOWN
Lashae Dwyer	luh-SHAY	dw-EYE-ur	
Maeva Djaldi-Tabdi	my-EH-vah	zsj-ALL-dee TAHB-dee	
Karla Erjavec	CAR-lah	AIR-yeh-vets	ZAH-greb
Paula Fraile Ruiz	PAWL-uh	FRY-leh Roo-eez	
Mykea Gray	My-KEY-uh		
Naomi Mbandu	ny-OH-me	em-bahn-DOO	ah-mee-EN
Katie Meier		MY-urr	
Chiso Okafor	CHEE-so	oh-kah-FOR	mah-tah-ROH
Lola Pendande		pen-DAHN-day	
Kenza Salgues		SAHL-guh	MOHN-pill-ee-AY
Moulayna Johnson Sidi Baba	Moo-LAY-nah	See-dee Bah-bah	
Ja'Leah Williams	juh-LEE-ah		

CLASS BREAKDOWN

Freshmen 4

Lashae Dwyer
Chiso Okafor
Jasmyne Roberts
Ja'Leah Williams

Sophomores 1

Paula Fraile Ruiz

Juniors 3

Lola Pendande
Kenza Salgues
Moulayna Johnson Sidi Baba

Seniors 3

Karla Erjavec
Mykea Gray
Naomi Mbandu

Graduate 3

Maeva Djaldi-Tabdi
Destiny Harden
Kelsey Marshall

GEOGRAPHIC BREAKDOWN

Canada 1

Lashae Dwyer

Croatia 1

Karla Erjavec

Florida 3

Kelsey Marshall
Jasmyne Roberts
Ja'Leah Williams

France 3

Maeva Djaldi-Tabdi
Naomi Mbandu
Kenza Salgues

Maryland 1

Mykea Gray

Illinois 1

Destiny Harden

Spain 3

Paula Fraile Ruiz
Chiso Okafor
Lola Pendande

Sweden 1

Moulayna Johnson Sidi Baba



RECORD WHEN

last time it happened

At home.....	8-3
On the road.....	2-2
Neutral site.....	0-2
Scoring 90-plus points.....	0-0
Scoring 80-plus points.....	1-0
Scoring 70-plus points.....	4-1
Scoring 60-plus points.....	5-3
Scoring under 60 points.....	5-4
Allowing under 60 points.....	5-4
Allowing under 50 points.....	5-1
Allowing under 40 points.....	1-0
Leading at halftime.....	8-1
Trailing at halftime.....	2-4
Tied at halftime.....	0-2
Outrebounding opponent.....	9-1
Outrebounded by opponent.....	1-6
Rebounds tied.....	0-0
Higher field goal percentage.....	8-0
Lower field goal percentage.....	2-6
Field goal percentage tied.....	0-1
Fewer turnovers.....	2-5
More turnovers.....	6-1
Turnovers tied.....	2-1
40-plus field goal percentage.....	4-2
Under 40 field goal percentage.....	6-5
30-plus 3-point field goal percentage.....	5-3
Under 30 3-point field goal percentage.....	5-4
90-plus free throw percentage.....	1-0
80-plus free throw percentage.....	2-2
70-plus free throw percentage.....	3-3
Under 70 free throw percentage.....	7-4
20-plus 3-point attempts.....	8-2
Under 20 3-point attempts.....	2-5
More free throw attempts.....	2-3
Fewer free throw attempts.....	8-4
Free throw attempts tied.....	0-0
More made free throws.....	3-3
Fewer made free throws.....	6-3
Made free throws tied.....	1-1
40-plus free throw attempts.....	0-0
30-plus free throw attempts.....	0-0
20-plus free throw attempts.....	1-0
Under 20 free throw attempts.....	9-7
20-plus turnovers forced.....	5-2
15-plus turnovers forced.....	9-6
10-plus turnovers forced.....	9-7
Under 10 turnovers forced.....	0-0
15-plus turnovers.....	10-2
Under 15 turnovers.....	0-5
20-plus assists.....	1-0
15-plus assists.....	4-2
Under 15 assists.....	6-5
More 3-pointers made.....	6-3
Fewer 3-pointers made.....	3-3
3-pointers made tied.....	1-1
One possession games.....	1-2
Final margin 10 or more points.....	6-3
Final margin fewer than 10 points.....	4-4
Final margin fewer than 5 points.....	1-2
Overtime game.....	0-0
With a 30-point scorer.....	0-0
With a 20-point scorer.....	1-2
With a 10-plus rebounder.....	1-1
Versus ranked opponents.....	1-4
Wearing white jerseys.....	8-4
Wearing orange jerseys.....	0-1
Wearing green jerseys.....	1-1
Wearing black jerseys.....	1-1
Wearing pink jerseys.....	0-0
On Sundays.....	4-2
On Mondays.....	1-0
On Tuesdays.....	1-1
On Wednesdays.....	0-0
On Thursdays.....	3-3
On Fridays.....	1-0
On Saturdays.....	0-1
Day games.....	6-4
Night games.....	4-3

MIAMI INDIVIDUAL

Scored 20-29 points.....	Kelsey Marshall (21) at Florida State (1/20/22)
Scored 30-39 points.....	Beatrice Mompremier (31) at [19/20] DePaul (11/23/19)
Scored 40+ points.....	Renee Taylor (42) at Houston (12/19/05)
Consecutive 20-point games.....	Kelsey Marshall (20 vs. [4/6] Indiana, 24 vs. [8/8] Maryland) (11/27-12/2/21)
Made 10-14 field goals.....	Destiny Harden (11) vs. Virginia Tech (3/4/21)
Made 15+ field goals.....	Tamara James (17) vs. Fairfield (12/28/04)
Made six 3-point field goals.....	Kelsey Marshall (6) at Wake Forest (2/27/20)
Made seven-plus 3-point field goals.....	Kelsey Marshall (7) at Virginia (2/13/20)
Made 10-14 free throws.....	Emese Hof (11) at [13/14] Syracuse (1/23/19)
Made 15+ free throws.....	Desma Thomas (16) vs. Georgetown (2/25/97)
Had 15-19 rebounds.....	Lola Pendande (15) vs. Robert Morris (12/12/21)
Had 20+ rebounds.....	Beatrice Mompremier (22) vs. [22/20] Arizona State (3/24/19)
Had 10+ assists.....	Laura Cornelius (10) at [13/14] Syracuse (1/23/19)
Had 5-9 steals.....	Kelsey Marshall (5) vs. Wake Forest (1/6/21)
Had 5+ blocks.....	Brianna Jackson (5) at [14/14] Florida State (1/26/20)
Had a double-double.....	Lola Pendande (10 pts, 15 reb) vs. Robert Morris (12/12/21)
20 points and 20 rebounds.....	Beatrice Mompremier (24 pts, 21 reb) vs. [11/11] Marquette (11/15/18)

MIAMI TEAM

Scored 80-89 points.....	86 vs. Robert Morris (12/12/21)
Scored 90-99 points.....	90 vs. Vanderbilt (12/20/18)
Scored 100+ points.....	103 vs. Florida A&M (12/28/18)
Scored 100+ points in a conference game.....	100 vs. North Carolina (1/26/17)
Had 50-59 rebounds.....	57 vs. Robert Morris (12/12/21)
Made 30-34 field goals.....	30 at Clemson (1/13/22)
Made 35-39 field goals.....	35 vs. Robert Morris (12/12/21)
Made 40+ field goals.....	41 vs. UL-Monroe (12/16/11)
Made 10-14 3-point field goals.....	11 at Florida State (1/20/22)
Made 15+ 3-point field goals.....	16 vs. Alabama (12/21/18)
Made 20-29 free throws.....	28 vs. FAU (12/3/20)
Made 30 free throws.....	34 vs. Boston College (1/27/19)
Dished 20-25 assists.....	20 vs. Arkansas-Pine Bluff (12/6/21)
Dished 25-29 assists.....	26 vs. Alabama (12/21/18)
Dished 30+ assists.....	30 vs. Prairie View A&M (11/17/11)
Recorded 15-19 steals.....	16 vs. Syracuse (1/12/19)
Recorded 20+ steals.....	22 vs. North Carolina (2/8/12)
Posted 10+ blocks.....	10 vs. NC A&T (11/22/19)
Four players with 10+ points.....	Dwyer (10), Erjavec (12), Marshall (19), Williams (15) vs. Tulane (12/5/21)
Five players with 10+ points.....	Erjavec (11), Harden (10), Marshall (10), Pendande (13), Williams (12) at Boston College (1/23/21)
Two players with 20+ points.....	Endia Banks (23), Beatrice Mompremier (20) vs. IUPUI (11/17/19)
Two players with double-figure rebounds.....	Emese Hof (12), Beatrice Mompremier (10) vs. FGCU (3/22/19)
Two players with double-doubles.....	Mompremier (21 pts, 10 reb), Hof (10 pts, 12 reb) vs. FGCU (3/22/19)
Won by 30-39 points.....	30 vs. Virginia Tech (2/25/18)
Won by 40-49 points.....	41 vs. Robert Morris (12/12/21)
Won by 50+ points.....	51 at FIU (11/6/18)
Won in overtime.....	54-49 (OT) vs. Georgia Tech (1/30/20)
Lost in overtime.....	72-67 (OT) vs. Florida State (3/6/14)
Defeated a ranked opponent.....	46-45 vs. [15/16] Georgia Tech (1/16/22)
Lost to a ranked opponent.....	58-49 vs. [21/24] Duke (1/18/22)
Defeated a top 6-10 opponent.....	56-54 vs. [8/12] Florida State (3/3/17)
Lost to a top 6-10 opponent.....	82-74 at [8/8] Maryland (12/2/21)
Defeated a top-5 opponent.....	79-73 at [2/2] Louisville (2/17/19)
Lost to a top-5 opponent.....	vs. [5/4] NC State (1/9/22)

MIAMI OPPONENT

Scored 80-89 points.....	82 at [8/8] Maryland (12/8/21)
Scored 90-99 points.....	99 at [24/21] Syracuse (1/17/21)
Scored 100+ points.....	105 vs. [13/12] Florida State (1/11/18)
Won by 30-39 points.....	35 at [24/21] Syracuse (1/17/21)
Won by 40-49 points.....	46 vs. [7/7] Louisville (1/9/20)
Won by 50+ points.....	58 vs. [1/1] Maryland (1/10/07)
Individual scored 30-39 points.....	Paris Kea (31) vs. North Carolina (2/4/18)
Individual scored 40+ points.....	Monique Currie (43) vs. Duke (2/19/06)
Individual had 15-19 rebounds.....	Angel REese (15) at [8/8] Maryland (12/2/21)
Individual had 20+ rebounds.....	Crystal Langhorne (22) vs. Maryland (2/17/05)
Individual had 10+ assists.....	Arsula Clark (10) vs. Tulane (12/5/21)
Individual had 5+ steals.....	Taylor Koenen (5) at North Carolina (1/16/20)
Individual had 5+ blocks.....	Khadijah Brown (5) vs. Arkansas-Pine Bluff (12/6/21)



HEAD COACH KATIE MEIER

17TH SEASON | DUKE, 1989 (B.A.) | DUKE, 1990 (M.A.)

Career Record: 389-250 | UM Record: 313-205 | ACC Record: 129-128

MEIER'S CAREER

Assistant Coach	
1993-94	UNC Asheville
1994-99	Tulane
Associate Head Coach	
1999-2001	Tulane
Head Coach	
2001-05	Charlotte
2005-pres.	Miami

EDUCATION

Wheaton Central High School, 1985
 Duke University, 1989
 B.A. English (Literature)
 Duke University, 1990
 M.A. English (Teaching English)

NCAA APPEARANCES

2003 - Charlotte - First Round
 2011 - Miami - Second Round
 2012 - Miami - Second Round
 2013 - Miami - First Round
 2015 - Miami - Second Round
 2016 - Miami - First Round
 2017 - Miami - Second Round
 2018 - Miami - First Round

WNIT APPEARANCES

2004 - Charlotte - Second Round
 2005 - Charlotte - First Round
 2006 - Miami - Second Round
 2010 - Miami - Finals
 2014 - Miami - First Round

PLAYING CAREER

Wheaton Central High School, 1981-85
 Duke University, 1985-90
 BBC Mini-Flat Waregem (Belgium), 1990-93

MISCELLANEOUS

ACC Rookie of the Year, 1986
 GTE Academic All-American, 1988
 First Team All-ACC, 1990
 Kodak/WBCA District All-American, 1990
 Duke Hall of Honor Inductee, 2002
 ACC 50th Anniversary Team, 2002
 C-USA Coach of the Year, 2003
 WBCA Regional Coach of the Year, 2003
 ACC Legend, 2006
 Wheaton Central HS HOF Inductee, 2009
 ACC Coach of the Year, 2011
 WBCA Region 2 Coach of the Year, 2011
 AP National Coach of the Year, 2011
 USA Basketball Coach of the Year, 2013
 UM Sports HOF Inductee, 2017

Katie Meier completed her 16th season at the helm of the Hurricanes' women's basketball program in 2020-21. A well-known and respected figure in women's basketball with 20 years of head coaching experience, Meier has worked tirelessly to put her mark on Miami's program and to build a winning tradition.

In her 16 seasons leading the Canes, Meier has amassed nine 20-win seasons and coached the team to 11 postseason appearances, including 10 straight from 2009-2019. Meier is one win away from becoming the all-time winningest head coach in Miami basketball history and the Canes have not finished below .500 since 2009.

Through the 2020-21 campaign, Meier boasts a career record of 379-243 and holds a 303-198 mark during her time heading up the Miami program.

Honors and Accolades

Meier has been recognized for her coaching success numerous times throughout her career. From being named a co-recipient of the 2013 USA Basketball National Coach of the Year award following a 9-0 record and gold medal at the 2013 FIBA U19 World Championship, to being inducted into the University of Miami Sports Hall of Fame in 2017, Meier's name has become synonymous with elite basketball.

One of the most prestigious honors bestowed on Meier came at the conclusion of the 2010-11 season when she was named the Associated Press National Coach of the Year - sharing the award with Connecticut's Geno Auriemma and Stanford's Tara VanDerveer. That season, Meier led the Hurricanes into the NCAA tournament for the first time since 2004 and coached the Canes to their first NCAA Tournament win since 1993.

The Canes entered the 2010-11 season with high internal expectations, but were picked eighth in the Preseason ACC Poll. Miami exceeded all outside expectations posting a perfect 20-0 record inside BankUnited Center and finished conference play with a 12-2 record, earning their first regular season conference title since joining the league in 2004. As a result, Meier was named the ACC Coach of the Year and later would be selected as the WBCA/RUSSELL ATHLETIC Region 2 Coach of the Year, as voted on by her peers.

During the 2011-12 season, Meier coached the Canes to their highest ranking in program history at No. 5. Miami went undefeated at home for the second consecutive season, pushing the home win streak to 40 games.

Six coaches who have been assistants for Meier during her head coaching career have gone on to earn Division I head coaching positions: Octavia Blue (Kennesaw State), Lynn Bria (Stetson), Amanda Butler (Florida and Clemson), Darrick Gibbs (North Florida), Carolyn Kieger (Penn State) and Stephanie McCormick (Western Carolina).

All About the Players

Meier has developed Miami into a program committed to its players and said players have flourished over the last 15 years.

Five All-Americans have emerged under Meier's tutelage: Tamara James (2006), Shenise Johnson (2011, 2012), Riquna Williams (2011, 2012), Adrienne Motley (2016) and Beatrice Mompremier (2019, 2020).

All five of those players were drafted into the WNBA following their time at Miami, most recently being Mompremier who was selected 20th overall by the Los Angeles Sparks in the 2020 WNBA Draft. In total, Meier has coached 24 players that have gone on to play professionally, whether that is in the WNBA or overseas.

Under Meier's direction, 12 players have earned All-ACC Team postseason accolades, including Shenise Johnson who earned ACC Player of the Year (2011). Five Canes have been tabbed to the ACC All-Defensive Team, while four rookies have made an appearance on the ACC All-Freshman Team. Emese Hof ('18), earned the first ACC Most Improved Player for Miami in program history.

Meier's players have also excelled in the classroom as 12 players have earned a spot on the ACC All-Academic team, with four players earning multi-year bids. Additionally, Miami has placed someone on the ACC Honor Roll in 15 of Meier's 15 seasons.

A New Era

Hired April 19, 2005, Meier was appointed by then-Miami AD Paul Dee in front of national and local media, fans, alumni and support staff, signifying the beginning of a new era.

Following an unprecedented career as one of the greatest athletes to ever play in the Atlantic Coast Conference, Meier quickly established herself in the coaching ranks. Following an impressive four-year tenure as the head coach at Charlotte where she helped bring the 49er program into national prominence, Meier made it clear that her goal was to make Miami one of the premier women's basketball programs in the country.

Creating a Winning Program

In her first season, Meier wasted little time in making the first steps towards those goals. The Hurricanes posted an impressive overall record of 17-13 and earned a berth into the second round of the 2006 WNIT. Standout Tamara James produced one of the greatest seasons ever seen by a UM player, becoming Miami's all-time leading scorer. James was selected with the eighth overall pick in the 2006 WNBA Draft by the Washington Mystics.

Over the next two years, the Hurricanes continued to develop under Meier's direction. Miami's Renee Taylor emerged as the ACC's leading scorer in 2006-07, while Maurita Reid finished the 2007-08 campaign with 110 steals (second in the ACC and fifth in the NCAA).



With the No. 21-ranked incoming recruiting class, Meier and the Hurricanes saw significant improvement during the 2008-09 season. The freshman class was highlighted by McDonald's All-American Shenise Johnson of Henrietta, N.Y., and Riquana Williams from nearby Pahokee, Fla. Under Meier's guidance, Johnson was named the ACC Rookie of the Week on three occasions and was named to the ACC All-Freshmen team as well as ACC Honorable Mention. The versatile guard/forward also led the U19 USA team to a gold medal finish in the 2009 World Championships in Bangkok, Thailand.

The 2009-10 season was one of the most successful in program history. Under Meier's vision, the Hurricanes advanced to the WNIT Championship game. Miami posted a 22-14 overall record - the first 20-win campaign since the 2002-03 season and just the eighth all-time in history. In her sophomore season, Johnson was named first team All-ACC, while a healthy Riquana Williams garnered second-team honors. The tandem led Miami to a 5-1 WNIT record - the deepest postseason run in team history, with both earning all-tournament honors along the way.

Following the success of the 2009-10 campaign, Meier signed a contract extension through 2015 and the Hurricanes continued their rise in the ACC. Miami earned a conference regular season title in 2010-11 and returned to the NCAA Tournament for the first time in seven seasons. Johnson was named to four different All-America squads and became the second player in program history to be named the conference player of the year (Frances Savage - BIG EAST - 1992). Williams, along with Johnson, was named First Team All-ACC and was the conference scoring leader, posting 21.7 points per game.

Miami's dominance continued into the 2011-12 season. The Canes finished second in the conference standings with a record of 14-2 and were 26-6 overall, earning a No. 3 seed in the NCAA Tournament.

Seniors Shenise Johnson and Riquana Williams continued to shine in the ACC as the duo were second and third in the league in scoring and each were again named First Team All-ACC. Johnson was also named to the All-ACC Defensive Team for the third consecutive season and earned a place on five different All-America teams, including the WBCA squad for the second straight year. Williams earned AP All-America third team recognition in her final collegiate campaign as well.

After reaching the WNIT in 2014, Meier guided the Hurricanes back to the NCAA Tournament in 2015 and the 11th-seeded Hurricanes defeated No. 6 seed Washington in the first round, before dropping their second round matchup against third-seeded Iowa, the host school.

Earlier in the 2014-15 season, Meier also led the Hurricanes to the program's first win over a team in the top four of the AP Poll. They defeated No. 4/4 Notre Dame, 78-63, the Fighting Irish's only loss in their first two years in the ACC. Sophomore guard Adrienne Motley went on to be named a consensus First Team All-ACC pick after averaging 16.9 points on 49.2 percent shooting. Meier also earned her 250th career win during the season.

In 2015-16, Meier led Miami to a 24-9 record to tie for the fifth-most wins in a season in program history. Miami received a No. 5 seed the NCAA Tournament and made its fifth appearance in the field in the past six years. The 2015-16 campaign also saw the Hurricanes beat both Duke and North Carolina in the same year for the first time. The victory at North Carolina was good for the 200th of Meier's tenure at Miami. Adrienne Motley was also tabbed as a consensus First Team All-ACC honoree for the second straight year, in addition to garnering WBCA All-America Team Honorable Mention recognition.

In 2016-17, Meier guided the Hurricanes to a second straight 24-9 record. In the quarterfinals of the ACC Tournament, Miami again defeated a Florida State team ranked in the top 10, downing the No. 8/12 Seminoles, 56-54, to earn back-to-back semifinal appearances for the first time. The Hurricanes beat four top-25 teams, defeating three ranked teams - two of which were in the top 10 - away from home for the first time in the ACC era. Miami earned a No. 4 seed in the NCAA Tournament, hosting the first two rounds of play, and reached the second round for the fourth time in seven years.

Adrienne Motley and Jessica Thomas were both Second Team All-ACC picks in 2016-17, with Motley becoming Miami's fifth WNBA Draft pick. In addition, Motley, Thomas and Keyona Hayes formed the second Miami teammate trio to all reach 1,000 points and each signed a WNBA contract, the first time three Hurricanes in the same class did so.

Despite losing many talented players to graduation and injuries, Meier led the Hurricanes to a 21-11 finish in 2017-18 and surpassed 250 wins in her tenure with the program. Erykah Davenport, a Second Team All-ACC honoree, and Keyanna Harris became the first Miami seniors to make four straight NCAA Tournaments. Miami had two freshman all-league honorees for the first time since 1992-93 in the BIG EAST, as Mykea Gray and Kelsey Marshall both made the cut.

In 2018-19, Meier guided her team to a 10th consecutive postseason appearance, including an eighth trip to the NCAA Tournament in the last nine years and fifth straight NCAA Tournament bid. Miami also reached 20-plus wins for the ninth time in 10 years and double-digit ACC victories for the seventh time in nine years.

Establishing Her Legacy as a Player

Meier's success as a coach is a direct reflection of her playing career as a standout at Duke University. A four-year letter winner for the Blue Devils under head coach Debbie Leonard from 1986-90, Meier's name is scattered throughout the Duke record books.

She currently ranks among the school's all-time career leaders in scoring average (16.2 points per game), steals (232), free throws made (447) and free throws attempted (624). She is also listed among Duke's leaders in career points (1,761), field goals made (653), field goals attempted (1,283), assists (409) and rebounding average (6.1 rebounds per game).

Meier wasted no time making her mark at Duke, earning ACC Rookie of the Year and Basketball Yearbook Freshman All-America honors in 1986. Meier injured her knee in 1988 during her junior season and ultimately missed the entire 1988-89 campaign while recovering.

Meier returned to Duke for her senior season in 1990 without missing a beat, earning Kodak/WBCA District 2 All-America and All-ACC first team accolades while being named the Blue Devils' most valuable player.

In 2002, Meier was honored by Duke for her efforts as a player when she was named to the inaugural induction class in the Blue Devils' Hall of Honor. That same year, Meier was named to the ACC's 50th Anniversary Team. In 2006, she was once again honored by the conference when she was named an ACC Legend at the 2006 ACC Women's Basketball Tournament.

Meier's success on the court was only outdone by her accomplishments in the classroom. She was named to the Dean's List from 1986-88. In 1988 she also earned GTE Academic All-America Second Team honors.

After receiving a bachelor's degree in English with cum laude honors in 1989, Meier went on to earn a master's degree in teaching English from Duke in 1990.

Following her career at Duke, Meier moved overseas to play three seasons with BBC Mini-Flat Waregem in Belgium from 1990-93. There, she helped lead her team to three First Division regular season titles and one Belgian Cup Championship. While in Belgium, Meier also spent time teaching classes of conversational English while coaching teams of 15- to 17-year-olds.

A native of Wheaton, Ill., Meier graduated from Wheaton Central High School in 1985 and in October 2009 was inducted into her high school's athletic hall of fame.

MEIER YEAR-BY-YEAR

Year	School	Overall	Conf.		Post-Season
		W-L	W-L	Finish	
2001-02	Charlotte	16-13	7-7	t-7	
2002-03	Charlotte	21-9	12-2	1	NCAA 0-1
2003-04	Charlotte	17-14	8-6	7	WNIT 1-1
2004-05	Charlotte	22-9	9-5	t-5	WNIT 0-1
2005-06	Miami	17-13	6-8	6	WNIT 1-1
2006-07	Miami	11-19	2-12	11	
2007-08	Miami	9-21	2-12	12	
2008-09	Miami	13-17	2-12	t-10	
2009-10	Miami	22-14	4-10	t-10	WNIT 5-1
2010-11	Miami	28-5	12-2	t-1	NCAA 1-1
2011-12	Miami	26-6	14-2	2	NCAA 1-1
2012-13	Miami	21-11	11-7	t-4	NCAA 0-1
2013-14	Miami	16-15	8-8	8	WNIT 0-1
2014-15	Miami	20-13	8-8	8	NCAA 1-1
2015-16	Miami	24-9	10-6	t-5	NCAA 0-1
2016-17	Miami	24-9	10-6	7	NCAA 1-1
2017-18	Miami	21-11	10-6	t-6	NCAA 0-1
2018-19	Miami	25-9	12-4	4	NCAA 1-1
2019-20	Miami	15-15	7-11	t-11	-
2020-21	Miami	11-11	8-10	-	-
2021-22	Miami	10-7	3-4	-	-
Overall		389-250	166-147	12-14	



G • Kenza Salgues
Jr. • 5-9 • Montpellier, France

- Will miss the 2021-22 season with a lower body injury
- Appeared in 25 games for the Canes in 2019-20
- Led all freshmen in 3-pointers made with 11 in 2019-20
- Ranked the No. 20 international player in the 2018 class by ProspectsNations.com
- Has represented France at multiple FIBA events, including the U18 Women's European Championship (Division A) in Udine, Italy
- Graduated from INSEP, a French training institute for the nation's elite athletes between 15-18 (alums include Tony Parker and Clint Capela)

0

PLAYER HIGHS

Minutes

21-22
Career..... 24, vs. Florida State (1/5/20)

Points

21-22
Career..... 7, vs. UNCA (12/20/19)

Field Goals Made

21-22
Career..... 2, 3x, last at Virginia (2/13/20)

Field Goals Attempted

21-22
Career.. 7, 2x, last vs. Florida State (1/5/20)

3-Point Field Goals Made

21-22
Career..... 2, 3x, last at Virginia (2/13/20)

3-Point Field Goals Attempted

21-22
Career.. 7, 2x, last vs. Florida State (1/5/20)

Free Throws Made

21-22
Career..... 2, vs. Binghamton (12/17/19)

Free Throws Attempted

21-22
Career..... 2, 2x, last vs. UNCA (12/20/19)

Rebounds

21-22
Career.. 2, 3x, last vs. Florida State (1/5/20)

Assists

21-22
Career..... 2, vs. UNCA (12/20/19)

Blocks

21-22
Career.....

Steals

21-22
Career.....

Double-Doubles

21-22
Career.....

Double-Digit Game

21-22
Career.....

2021-22 game-by-game

CAREER STATS

				Field Goals		3-Point		F-Throws		Rebounds				Scoring						
SEASON	TEAM	GP-GS	MIN/AVG	FG-FGA	FG%	3FG-3FGA	3FG%	FT-FTA	FT%	OFF	DEF	TOT	AVG	PF-FO	A	TO	BLK	STL	PTS	AVG
2019-20	Miami	25-0	205/8.2	11-49	.224	11-46	.239	4-6	.667	1	12	13	0.5	10-0	9	18	0	0	37	1.5
2020-21	Miami	4-0	12/3.0	0-1	.000	0-1	.000	0-0	.000	0	0	0	0.0	1-0	0	1	0	0	0	0.0
TOTAL		29-0	217/7.5	11-50	.220	11-47	.234	4-6	.667	1	12	13	0.4	11-0	9	19	0	0	37	1.3



F • Moulayna Johnson Sidi Baba
Jr. • 6-1 • Stockholm, Sweden

- Has led the Canes in rebounding in three games this season and has tallied five-plus boards in eight of 16 games
- Hauled in a career-best 10 rebounds against Wake Forest (1/6) for the first double-digit rebounding effort of her career.
- Ranks second on the Canes in rebounding this season (4.5)
- Four-star international prospect according to Keil Moore Basketball
- Represented Sweden in August 2018 at the FIBA U18 Women's European Championship in Udine, Italy
- The second Swedish player to sign with Miami during Katie Meier's tenure

1

PLAYER HIGHS

Minutes

21-22 30, vs. Duke (1/18/22)
Career..... 33, vs. DePaul (11/23/19)

Points

21-22 7, vs. Washington St (11/25/21)
Career..... 17, vs. North Florida (11/28/20)

Rebounds

21-22 10, vs. Wake Forest (1/6/21)
Career..... 10, vs. Wake Forest (1/6/21)

Assists

21-22 1, 8x, last at FSU (1/20/22)
Career..... 4, vs. DePaul (11/23/19)

Steals

21-22 1, 8x, last vs. Georgia Tech (1/16/21)
Career..... 2, 2x, last vs. NC A&T (11/22/19)

Blocks

21-22 1, 3x, last vs. RMU (12/12/21)
Career..... 1, 6x, last vs. RMU (12/12/21)

Field Goals Made

21-22 2, 3x, last at Clemson (1/13/22)
Career..... 6, vs. North Florida (11/28/20)

Field Goals Attempted

21-22 6, vs. Beth-Cook (11/12/21)
Career..... 13, vs. North Florida (11/28/20)

3-Point Field Goals Made

21-22 1, 3x, last at FSU (1/20/22)
Career..... 3, vs. North Florida (11/28/20)

3-Point Field Goals Attempted

21-22 4, vs. Beth-Cook (11/12/21)
Career..... 5, 2x, last vs. Virginia Tech (3/4/21)

Free Throws Made

21-22 4, vs. Robert Morris (12/12/21)
Career..... 4, 3x, last vs. RMU (12/12/21)

Free Throws Attempted

21-22 4, 4x, last vs. Wake Forest (1/6/21)
Career..... 5, 2x, last at Wake Forest (1/7/21)

Double-Doubles

21-22
Career.....

Double-Digit Game

21-22
Career..... 3

2021-22 game-by-game

Opponent	Date	GS	MIN	Total		3-Pointers		Free throws		Rebounds				PF	A	TO	BLK	STL	PTS	AVG
				FG-FGA	PCT	3FG-3FGA	PCT	FT-FTA	PCT	OFF	DEF	TOT	AVG							
Jackson St.	11/09/2021		20:24	1-3	.333	0-2	.000	1-2	.500	1	4	5	5.0	0	1	0	0	1	3	3.0
Bethune-Cookman	11/12/2021		20:27	1-6	.167	1-4	.250	0-0	.000	3	6	9	7.0	1	0	1	1	1	3	3.0
Stetson	11/14/2021		17:25	0-4	.000	0-2	.000	2-4	.500	3	1	4	6.0	1	0	0	0	1	2	2.7
Fla. Atlantic	11/18/2021		21:09	2-4	.500	0-2	.000	0-0	.000	2	3	5	5.8	2	0	3	1	0	4	3.0
vs Washington St.	11/25/2021		19:15	2-3	.667	1-2	.500	1-2	.500	0	2	2	5.0	0	1	1	0	0	6	3.6
vs Indiana	11/27/2021		13:04	0-1	.000	0-0	.000	0-0	.000	0	1	1	4.3	1	1	1	0	1	0	3.0
at Maryland	12/02/2021		11:57	0-1	.000	0-0	.000	0-0	.000	1	1	2	4.0	0	0	1	0	0	0	2.6
Tulane	12/05/2021		13:14	0-2	.000	0-1	.000	0-0	.000	1	6	7	4.4	0	1	1	0	0	0	2.3
Ark.-Pine Bluff	12/06/2021		10:57	0-3	.000	0-2	.000	0-0	.000	0	1	1	4.0	1	0	1	0	0	0	2.0
Robert Morris	12/12/2021		21:51	1-4	.250	0-2	.000	4-4	1.000	0	4	4	4.0	1	0	3	1	0	6	2.4
Wake Forest	01/06/2022		23:41	0-1	.000	0-0	.000	1-4	.250	1	9	10	4.5	1	1	1	0	1	1	2.3
NC State	01/09/2022		14:50	0-2	.000	0-1	.000	2-2	1.000	1	1	2	4.3	1	0	0	0	1	2	2.3
at Clemson	01/13/2022		20:14	2-5	.400	0-1	.000	0-0	.000	1	5	6	4.5	3	1	3	0	1	4	2.4
Georgia Tech	01/16/2022		20:30	0-1	.000	0-1	.000	0-0	.000	0	5	5	4.5	0	1	0	0	1	0	2.2
Duke	01/18/2022		30:10	0-5	.000	0-3	.000	0-0	.000	1	5	6	4.6	0	0	1	0	0	0	2.1
at Florida St.	01/20/2022		11:12	1-3	.333	1-2	.500	0-0	.000	0	2	2	4.4	0	1	0	0	0	3	2.1
at Boston College	01/23/2022		02:21	0-1	.000	0-1	.000	0-0	.000	0	0	0	4.2	0	0	0	0	0	0	2.0
Totals			0 292:40	10-49	.204	3-26	.115	11-18	.611	15	56	71	4.2	12	8	17	3	8	34	2.0

Player Averages

Games Played	Minutes/game	Points/game	FG Pct	3FG Pct	FT Pct	Rebounds/game	Assists/game	Turnovers/game	Assist/Turnover ratio	Steals/game	Blocks/game
17	17.2	2.0	20.4	11.5	61.1	4.2	0.5	1.0	0.5	0.5	0.2

CAREER STATS

SEASON	TEAM	GP-GS	MIN/AVG	Field Goals		3-Point		F-Throws		Rebounds				Scoring						
				FG-FGA	FG%	3FG-3FGA	3FG%	FT-FTA	FT%	OFF	DEF	TOT	AVG	PF-FO	A	TO	BLK	STL	PTS	AVG
2019-20	Miami	25-3	396/15.8	20-77	.260	10-44	.227	8-16	.500	22	36	58	2.3	19-0	20	24	1	9	58	2.3
2020-21	Miami	19-6	359/18.9	22-79	.278	9-37	.243	16-22	.727	18	50	68	3.6	20-0	7	14	2	4	69	3.6
2021-22	Miami	17-0	293/17.2	10-49	.204	3-26	.115	11-18	.611	15	56	71	4.2	12-0	8	17	3	8	34	2.0
TOTAL		61-9	1047/17.2	52-205	.254	22-107	.206	35-56	.625	55	142	197	3.2	51-0	35	55	6	21	161	2.6



G • Destiny Harden
R-Sr. • 6-0 • Chicago, Ill.

3

- Has scored in double-figures in back-to-back games
- Tallied her first start and first double-digit contest of the season at Clemson (1/13) with 10 points on 4-of-5 shooting
- Played her first game this season against Wake Forest (1/6) after missing 11 contests due to a lower body injury
- Paced the Canes with four double-doubles in 2020-21
- Sat out the 2018-19 season due to NCAA transfer rules
- Listed as a four-star recruit by ProspectsNation.com and a three-star prospect by ESPNW HoopGurlz
- Earned Chicago Tribune Second Team All-State and USA TODAY All-USA Illinois Second Team honors

PLAYER HIGHS

Minutes

21-2234, at Boston College (1/23/22)
Career.....39, vs. Virginia Tech (3/4/21)

Points

21-22 .. 10, 3x, last at Boston Coll. (1/23/22)
Career.....27, vs. Virginia Tech (3/4/21)

Rebounds

21-22 .. 5, 2x, last at Boston Coll. (1/23/22)
Career.....13, vs. Jacksonville (11/25/20)

Assists

21-22 ... 2, 2x, last at Boston Coll. (1/23/22)
Career.....4, 2x, last vs. FAU (12/3/20)

Steals

21-224, at FSU (1/20/22)
Career.....4, 3x, last at FSU (1/20/22)

Blocks

21-222, vs. Wake Forest (1/6/21)
Career.....3, vs. Florida State (2/7/21)

Field Goals Made

21-225, at Boston College (1/23/22)
Career.....11, vs. Virginia Tech (3/4/21)

Field Goals Attempted

21-228, at FSU (1/20/22)
Career.....19, vs. Virginia Tech (3/4/21)

3-Point Field Goals Made

21-222, 2x, last at FSU (1/20/22)
Career.....3, 3x, last vs. UNC (12/14/20)

3-Point Field Goals Attempted

21-224, 2x, last at FSU (1/20/22)
Career.....7, vs. NC State (2/20/20)

Free Throws Made

21-222, 2x, last at FSU (1/20/22)
Career.....5, 3x, last vs. UNC (12/14/20)

Free Throws Attempted

21-224, at FSU (1/20/22)
Career.....9, 3x, last vs. UNC (12/14/20)

Double-Doubles

21-224, last vs. Virginia Tech (3/4/21)

Double-Digit Game

21-223
Career.....17

2021-22 game-by-game

Opponent	Date	GS	MIN	Total		3-Pointers		Free throws		Rebounds				PF	A	TO	BLK	STL	PTS	AVG
				FG-FGA	PCT	3FG-3FGA	PCT	FT-FTA	PCT	OFF	DEF	TOT	AVG							
Wake Forest	01/06/2022		06:33	0-1	.000	0-0	.000	0-0	.000	0	1	1	1.0	1	0	1	2	0	0	0.0
NC State	01/09/2022		14:21	3-6	.500	2-4	.500	0-2	.000	2	2	4	2.5	2	0	2	0	0	8	4.0
at Clemson	01/13/2022	*	14:27	4-5	.800	0-1	.000	2-2	1.000	1	0	1	2.0	2	2	3	0	1	10	6.0
Georgia Tech	01/16/2022	*	08:46	0-0	.000	0-0	.000	0-0	.000	0	1	1	1.8	3	1	0	0	0	0	4.5
Duke	01/18/2022	*	10:12	0-3	.000	0-0	.000	0-0	.000	0	2	2	1.8	1	0	0	0	0	0	3.6
at Florida St.	01/20/2022	*	23:58	3-8	.375	2-4	.500	2-4	.500	1	4	5	2.3	4	0	1	0	4	10	4.7
at Boston College	01/23/2022	*	33:39	5-7	.714	0-1	.000	0-0	.000	0	5	5	2.7	1	2	2	0	2	10	5.4
Totals		5	111:56	15-30	.500	4-10	.400	4-8	.500	4	15	19	2.7	14	5	9	2	7	38	5.4

Player Averages

Games Played	Minutes/ game	Points/ game	FG Pct	3FG Pct	FT Pct	Rebounds/ game	Assists/ game	Turnovers/ game	Assist/Turnover ratio	Steals/ game	Blocks/ game
7	16.0	5.4	50.0	40.0	50.0	2.7	0.7	1.3	0.6	1.0	0.3

CAREER STATS

SEASON	TEAM	GP-GS	MIN/AVG	Field Goals		3-Point		F-Throws		Rebounds				Scoring						
				FG-FGA	FG%	3FG-3FGA	3FG%	FT-FTA	FT%	OFF	DEF	TOT	AVG	PF-FO	A	TO	BLK	STL	PTS	AVG
2017-18	WVU	35-0	286/8.2	35-79	.443	0-0	.000	18-41	.439	25	26	51	1.5	34-1	12	23	10	19	88	2.5
2019-20	Miami	25-15	415/16.6	46-127	.362	12-41	.293	18-31	.581	35	63	98	3.9	58-1	15	39	9	22	122	4.9
2020-21	Miami	22-21	519/23.6	89-178	.500	19-61	.311	39-61	.639	32	86	118	5.4	42-0	29	38	9	27	236	10.7
2021-22	Miami	7-5	112/16.0	15-30	.500	4-10	.400	4-8	.500	4	15	19	2.7	14-0	5	9	2	7	38	5.4
TOTAL FOR Miami		54-41	1047/19.4	150-335	.448	35-112	.313	61-100	.610	71	164	235	4.4	114-1	49	86	20	56	396	7.3
TOTAL		89-41	1333/15.0	185-414	.447	35-112	.313	79-141	.560	96	190	286	3.2	148-2	61	109	30	75	484	5.4



4

G • Jasmyne Roberts
Fr. • 5-10 • Jacksonville, Fla.

- Led the Canes in rebounding (seven) at Clemson for the first time as a Cane
- Poured in a career-high nine points and snagged four rebounds in 15 minutes against Robert Morris (12/12)
- Recorded her first basket as a Cane against No. 4/6 Indiana (11/25)
- In high school, averaged 18.6 points and 8.5 rebounds, 3.0 assists and 3.3 steals per game as a senior
- Led her team to the Florida High School Athletic Association's Final Four, team was named District Champions
- Tabbed the Florida Times-Union All-First Coast Player of the Year and News4Jax Player of the Year two years in a row
- Named 2021 USA TODAY Greater Jacksonville Female Athlete of the Year

PLAYER HIGHS

Minutes

21-2224, at Clemson (1/13/22)
Career.....24, at Clemson (1/13/22)

Points

21-229, vs. Robert Morris (12/12/21)
Career.....9, vs. Robert Morris (12/12/21)

Rebounds

21-227, at Clemson (1/13/22)
Career.....7, at Clemson (1/13/22)

Assists

21-22 .. 2, 2x, last at Boston Coll. (1/23/22)
Career.. 2, 2x, last at Boston Coll. (1/23/22)

Steals

21-223, at Clemson (1/13/22)
Career.....3, at Clemson (1/13/22)

Blocks

21-22
Career.....

Field Goals Made

21-224, vs. Robert Morris (12/12/21)
Career.....4, vs. Robert Morris (12/12/21)

Field Goals Attempted

21-229, at Clemson (1/13/22)
Career.....9, at Clemson (1/13/22)

3-Point Field Goals Made

21-22 1, 2x, last at Clemson (1/13/22)
Career..... 1, 2x, last at Clemson (1/13/22)

3-Point Field Goals Attempted

21-22 2, 2x, last at Clemson (1/13/22)
Career..... 2, 2x, last at Clemson (1/13/22)

Free Throws Made

21-22
Career.....

Free Throws Attempted

21-222, at Clemson (1/13/22)
Career.....2, at Clemson (1/13/22)

Double-Doubles

21-22
Career.....

Double-Digit Game

21-22
Career.....

2021-22 game-by-game

Opponent	Date	GS	MIN	Total		3-Pointers		Free throws		Rebounds				PF	A	TO	BLK	STL	PTS	AVG
				FG-FGA	PCT	3FG-3FGA	PCT	FT-FTA	PCT	OFF	DEF	TOT	AVG							
Jackson St.	11/09/2021		02:35	0-0	.000	0-0	.000	0-0	.000	0	0	0	0.0	0	0	1	0	0	0	0.0
Bethune-Cookman	11/12/2021		09:05	0-0	.000	0-0	.000	0-0	.000	0	2	2	1.0	3	0	1	0	0	0	0.0
vs Washington St.	11/25/2021		01:37	0-1	.000	0-0	.000	0-0	.000	0	1	1	1.0	0	0	0	0	0	0	0.0
vs Indiana	11/27/2021		06:24	1-1	1.000	0-0	.000	0-0	.000	0	1	1	1.0	0	1	0	0	0	2	0.5
at Maryland	12/02/2021		06:15	0-0	.000	0-0	.000	0-0	.000	0	0	0	0.8	1	0	0	0	0	0	0.4
Tulane	12/05/2021		04:57	0-1	.000	0-1	.000	0-0	.000	0	2	2	1.0	0	0	0	0	0	0	0.3
Ark.-Pine Bluff	12/06/2021		10:10	2-5	.400	0-1	.000	0-0	.000	1	1	2	1.1	2	1	3	0	2	4	0.9
Robert Morris	12/12/2021		15:50	4-7	.571	1-2	.500	0-0	.000	3	1	4	1.5	2	2	0	0	1	9	1.9
Wake Forest	01/06/2022		00:34	0-0	.000	0-0	.000	0-0	.000	0	0	0	1.3	0	0	0	0	0	0	1.7
at Clemson	01/13/2022		24:01	3-9	.333	1-2	.500	0-2	.000	2	5	7	1.9	2	0	2	0	3	7	2.2
Georgia Tech	01/16/2022		02:52	0-0	.000	0-0	.000	0-0	.000	0	0	0	1.7	2	0	0	0	0	0	2.0
Duke	01/18/2022		00:08	0-0	.000	0-0	.000	0-0	.000	0	0	0	1.6	0	0	0	0	0	0	1.8
at Florida St.	01/20/2022		09:29	1-2	.500	0-0	.000	0-0	.000	1	2	3	1.7	1	0	0	0	1	2	1.8
at Boston College	01/23/2022		02:10	0-0	.000	0-0	.000	0-0	.000	0	0	0	1.6	0	2	0	0	0	0	1.7
Totals			0 96:08	11-26	.423	2-6	.333	0-2	.000	7	15	22	1.6	13	6	7	0	7	24	1.7

Player Averages

Games Played	Minutes/game	Points/game	FG Pct	3FG Pct	FT Pct	Rebounds/game	Assists/game	Turnovers/game	Assist/Turnover ratio	Steals/game	Blocks/game
14	6.9	1.7	42.3	33.3	0.0	1.6	0.4	0.5	0.9	0.5	0.0

CAREER STATS

				Field Goals		3-Point		F-Throws		Rebounds				Scoring						
SEASON	TEAM	GP-GS	MIN/AVG	FG-FGA	FG%	3FG-3FGA	3FG%	FT-FTA	FT%	OFF	DEF	TOT	AVG	PF-FO	A	TO	BLK	STL	PTS	AVG
2021-22	Miami	14-0	96/6.9	11-26	.423	2-6	.333	0-2	.000	7	15	22	1.6	13-0	6	7	0	7	24	1.7
TOTAL		14-0	96/6.9	11-26	.423	2-6	.333	0-2	.000	7	15	22	1.6	13-0	6	7	0	7	24	1.7



5

G • Mykea Gray

Sr. • 5-4 • Upper Marlboro, Md.

- Has tallied two double-digit games this season
- Played her first game in 615 days against Jackson State (11/9) after missing the 2020-21 season due to an ACL injury
- Totaled 21 double-digit outings in 2019-20 with 62 in her career
- Ranks 18th in Miami program history for career scoring (1,246)
- Leads all Canes in career 20-point games with 14
- Member of the ACC All-Defensive Team (2019-20) and the ACC All-Freshman Team (2017-18)
- The only active Cane to average double-figures every season played

PLAYER HIGHS

Minutes

21-22 30, vs. Stetson (11/14/21)
 Career... 37, 2x, last at Florida St. (1/31/19)

Points

21-22 12, vs. Beth-Cook (11/12/21)
 Career..... 27, 2x, last vs. Duke (2/9/20)

Rebounds

21-22 5, vs. Washington St (11/25/21)
 Career..... 7, vs. NC State (2/8/18)

Assists

21-22 6, vs. Jackson State (11/9/21)
 Career.. 6, 5x, last vs. Jackson State (11/9/21)

Steals

21-22 1, 5x, last at FSU (1/20/22)
 Career..... 6, at Florida St. (1/26/20)

Blocks

21-22 1, 2x, last at FSU (1/20/22)
 Career..... 1, 3x, last at FSU (1/20/22)

Field Goals Made

21-22 3, 3x, last at FSU (1/20/22)
 Career..... 9, 2x, last vs. Duke (2/9/20)

Field Goals Attempted

21-22 10, vs. FAU (11/18/21)
 Career..... 21, vs. Duke (2/9/20)

3-Point Field Goals Made

21-22 2, 4x, last at FSU (1/20/22)
 Career..... 6, at Virginia Tech (2/21/19)

3-Point Field Goals Attempted

21-22 7, vs. FAU (11/18/21)
 Career..... 12, vs. Duke (2/9/20)

Free Throws Made

21-22 5, vs. Washington St (11/25/21)
 Career.. 10, 2x, last vs. Boston College (1/27/19)

Free Throws Attempted

21-22 6, vs. Washington St (11/25/21)
 Career.. 11, 3x, last vs. Boston College (1/27/19)

Double-Doubles

21-22
 Career.....

Double-Digit Game

21-22 2
 Career..... 63

2021-22 game-by-game

Opponent	Date	GS	MIN	Total		3-Pointers		Free throws		Rebounds				PF		A		TO		BLK		STL		PTS		AVG
				FG-FGA	PCT	3FG-3FGA	PCT	FT-FTA	PCT	OFF	DEF	TOT	AVG													
Jackson St.	11/09/2021	*	25:22	2-6	.333	2-5	.400	0-0	.000	1	3	4	4.0	2	6	1	0	0	0	6	6.0					
Bethune-Cookman	11/12/2021	*	25:24	3-10	.300	2-5	.400	4-5	.800	1	1	2	3.0	2	4	3	0	0	12	9.0						
Stetson	11/14/2021	*	30:39	3-9	.333	1-3	.333	2-2	1.000	0	3	3	3.0	1	2	4	0	0	9	9.0						
Fla. Atlantic	11/18/2021	*	25:56	2-10	.200	1-7	.143	2-2	1.000	0	1	1	2.5	3	2	1	0	1	7	8.5						
vs Washington St.	11/25/2021	*	23:59	1-8	.125	1-5	.200	5-6	.833	2	3	5	3.0	4	1	5	0	0	8	8.4						
vs Indiana	11/27/2021		11:16	0-4	.000	0-2	.000	0-0	.000	0	1	1	2.7	1	1	1	0	0	0	7.0						
at Maryland	12/02/2021		04:20	0-3	.000	0-0	.000	0-0	.000	1	2	3	2.7	0	0	0	0	0	0	6.0						
Robert Morris	12/12/2021		17:23	2-6	.333	2-3	.667	0-0	.000	0	4	4	2.9	0	1	2	0	0	6	6.0						
Wake Forest	01/06/2022	*	16:52	2-7	.286	1-3	.333	1-2	.500	0	0	0	2.6	0	0	2	1	1	6	6.0						
NC State	01/09/2022		18:28	2-5	.400	1-1	1.000	3-3	1.000	0	0	0	2.3	1	2	0	0	0	8	6.2						
Georgia Tech	01/16/2022		17:18	0-4	.000	0-1	.000	0-0	.000	0	0	0	2.1	1	3	1	0	1	0	5.6						
Duke	01/18/2022		11:38	1-4	.250	0-0	.000	0-0	.000	0	1	1	2.0	0	0	1	0	1	2	5.3						
at Florida St.	01/20/2022		15:34	3-7	.429	2-4	.500	2-5	.400	1	3	4	2.2	1	0	2	1	1	10	5.7						
at Boston College	01/23/2022		06:06	0-0	.000	0-0	.000	1-2	.500	0	0	0	2.0	1	0	0	0	0	1	5.4						
Totals			6	250:15	21-83	.253	13-39	.333	20-27	.741	6	22	28	2.0	17	22	23	2	5	75	5.4					

Player Averages

Games Played	Minutes/game	Points/game	FG Pct	3FG Pct	FT Pct	Rebounds/game	Assists/game	Turnovers/game	Assist/Turnover ratio	Steals/game	Blocks/game
14	17.9	5.4	25.3	33.3	74.1	2.0	1.6	1.6	1.0	0.4	0.1

CAREER STATS

			Field Goals		3-Point		F-Throws		Rebounds				Scoring							
SEASON	TEAM	GP-GS	MIN/AVG	FG-FGA	FG%	3FG-3FGA	3FG%	FT-FTA	FT%	OFF	DEF	TOT	AVG	PF-FO	A	TO	BLK	STL	PTS	AVG
2017-18	Miami	32-32	830/25.9	121-335	.361	48-152	.316	83-111	.748	8	44	52	1.6	74-0	74	86	0	45	373	11.7
2018-19	Miami	34-34	952/28.0	135-338	.399	61-176	.347	98-126	.778	7	63	70	2.1	71-0	76	98	1	41	429	12.6
2019-20	Miami	30-30	873/29.1	120-343	.350	55-168	.327	87-108	.806	13	62	75	2.5	53-0	90	88	1	64	382	12.7
2021-22	Miami	14-6	250/17.9	21-83	.253	13-39	.333	20-27	.741	6	22	28	2.0	17-0	22	23	2	5	75	5.4
TOTAL		110-102	2905/26.4	397-1099	.361	177-535	.331	288-372	.774	34	191	225	2.0	215-0	262	295	4	155	1259	11.4



12

G • Ja'Leah Williams
Fr. • 5-9 • Pompano Beach, Fla.

- Among ACC freshmen this season ranks:
 - 1st in steals (2.3)
 - 4th in assists (1.7)
 - 5th in scoring (7.5)
 - 5th in rebounding (3.8)
- Averaging 9.3 points per contest in ACC games this season
- Named the Sun Sentinel Broward County Class 7A-6A Player of the Year in 2019-20
- Earned a spot on the Miami Herald's First Team and Sun Sentinel's First Team for two years straight
- As a senior, served as team captain and led her team to its first state championship since 1992
- Honor Roll member every year of high school

PLAYER HIGHS

Minutes

21-22 35, vs. Indiana (11/27/21)
Career..... 35, vs. Indiana (11/27/21)

Points

21-22 15, 2x, last vs. NC State (1/9/22)
Career..... 15, 2x, last vs. NC State (1/9/22)

Rebounds

21-22 6, 2x, last at FSU (1/20/22)
Career..... 6, 2x, last at FSU (1/20/22)

Assists

21-22 7, vs. UAPB (12/6/21)
Career..... 7, vs. UAPB (12/6/21)

Steals

21-22 6, vs. UAPB (12/6/21)
Career..... 6, vs. UAPB (12/6/21)

Blocks

21-22 1, 2x, last vs. Duke (1/18/22)
Career..... 1, 2x, last vs. Duke (1/18/22)

Field Goals Made

21-22 7, vs. UAPB (12/6/21)
Career..... 7, vs. UAPB (12/6/21)

Field Goals Attempted

21-22 13, at Boston College (1/23/22)
Career..... 13, at Boston College (1/23/22)

3-Point Field Goals Made

21-22 .. 1, 3x, last at Boston Coll. (1/23/22)
Career.. 1, 3x, last at Boston Coll. (1/23/22)

3-Point Field Goals Attempted

21-22 3, vs. Stetson (11/14/21)
Career..... 3, vs. Stetson (11/14/21)

Free Throws Made

21-22 4, vs. Tulane (12/6/21)
Career..... 4, vs. Tulane (12/6/21)

Free Throws Attempted

21-22 6, vs. Georgia Tech (1/16/21)
Career..... 6, vs. Georgia Tech (1/16/21)

Double-Doubles

21-22
Career.....

Double-Digit Game

21-22 5
Career..... 5

2021-22 game-by-game

Opponent	Date	GS	MIN	Total		3-Pointers		Free throws		Rebounds				PF	A	TO	BLK	STL	PTS	AVG	
				FG-FGA	PCT	3FG-3FGA	PCT	FT-FTA	PCT	OFF	DEF	TOT	AVG								
Jackson St.	11/09/2021		17:49	0-1	.000	0-1	.000	3-4	.750	1	2	3	3.0	2	2	4	1	3	3	2.0	
Bethune-Cookman	11/12/2021		16:33	0-2	.000	0-0	.000	1-2	.500	2	2	4	3.5	3	1	2	0	1	1	2.0	
Stetson	11/14/2021		12:02	0-5	.000	0-3	.000	2-4	.500	2	2	4	3.7	0	0	0	1	1	2	2.0	
Fla. Atlantic	11/18/2021		12:28	1-1	1.000	0-0	.000	1-4	.250	3	0	3	3.5	2	0	1	0	0	3	2.3	
vs Washington St.	11/25/2021		28:57	2-4	.500	0-0	.000	1-2	.500	2	1	3	3.4	1	1	1	0	3	5	2.8	
vs Indiana	11/27/2021	*	35:09	2-8	.250	0-3	.000	1-3	.333	1	2	3	3.3	2	1	1	0	4	5	3.2	
at Maryland	12/02/2021	*	27:03	4-6	.667	0-1	.000	0-0	.000	0	1	1	3.0	1	3	1	0	4	8	3.9	
Tulane	12/05/2021	*	33:27	5-8	.625	1-2	.500	4-4	1.000	4	1	5	3.3	3	2	1	1	1	15	5.3	
Ark.-Pine Bluff	12/06/2021	*	30:54	7-11	.636	0-2	.000	0-0	.000	3	2	5	3.4	2	7	1	0	6	14	6.2	
Robert Morris	12/12/2021	*	20:18	3-5	.600	0-0	.000	0-0	.000	1	3	4	3.5	2	1	3	0	1	6	6.2	
Wake Forest	01/06/2022		21:41	5-10	.500	0-1	.000	0-0	.000	1	1	2	3.4	1	2	0	0	0	10	6.5	
NC State	01/09/2022	*	32:40	6-12	.500	1-2	.500	2-2	1.000	5	0	5	3.5	1	3	3	0	3	15	7.3	
at Clemson	01/13/2022	*	33:02	3-5	.600	0-0	.000	0-0	.000	2	2	4	3.5	3	1	5	0	2	6	7.2	
Georgia Tech	01/16/2022	*	31:42	3-10	.300	0-2	.000	3-6	.500	0	6	6	3.7	4	0	3	0	4	9	7.3	
Duke	01/18/2022	*	28:51	3-9	.333	0-1	.000	2-2	1.000	1	1	2	3.6	0	2	1	1	8	7.3		
at Florida St.	01/20/2022	*	29:12	2-5	.400	0-0	.000	1-2	.500	6	0	6	3.8	4	2	4	0	2	5	7.2	
at Boston College	01/23/2022	*	31:19	5-13	.385	1-2	.500	1-2	.500	2	3	5	3.8	1	3	4	0	3	12	7.5	
Totals			11	443:05	51-115	.443	3-20	.150	22-37	.595	36	29	65	3.8	32	29	36	4	39	127	7.5

Player Averages

Games Played	Minutes/game	Points/game	FG Pct	3FG Pct	FT Pct	Rebounds/game	Assists/game	Turnovers/game	Assist/Turnover ratio	Steals/game	Blocks/game
17	26.1	7.5	44.3	15.0	59.5	3.8	1.7	2.1	0.8	2.3	0.2

CAREER STATS

SEASON	TEAM	GP-GS	MIN/AVG	Field Goals		3-Point		F-Throws		Rebounds				Scoring						
				FG-FGA	FG%	3FG-3FGA	3FG%	FT-FTA	FT%	OFF	DEF	TOT	AVG	PF-FO	A	TO	BLK	STL	PTS	AVG
2021-22	Miami	17-11	443/26.1	51-115	.443	3-20	.150	22-37	.595	36	29	65	3.8	32-0	29	36	4	39	127	7.5
TOTAL		17-11	443/26.1	51-115	.443	3-20	.150	22-37	.595	36	29	65	3.8	32-0	29	36	4	39	127	7.5



G • Lashae Dwyer
Fr. • 5-6 • Toronto, Ontario

- Ranks 10th in the ACC in steals per game (1.9)
- Sits second in steals (1.9), eighth in assists (1.0) and ninth in scoring (4.8) among ACC freshmen
- Named ACC Freshman of the Week on Dec. 13 after averaging 11.5 points and 5.5 rebounds in Miami's last two games, shooting 56.3 percent
- Averaged 22.5 points per game as a senior at The Webb School
- Helped the Webb School to a 32-2 record and the Division II-Class A State Title
- Ranked the No. 79 overall player in the class of 2021 by espnW HoopGurlz
- Named a BioSteel All Canadian Basketball Games nominee in 2020
- Tabbed the 2020-21 Tennessee Gatorade Player of the Year

13

PLAYER HIGHS

Minutes

21-2229, vs. Robert Morris (12/12/21)
Career.....29, vs. Robert Morris (12/12/21)

Points

21-2215, vs. Robert Morris (12/12/21)
Career.....15, vs. Robert Morris (12/12/21)

Rebounds

21-226, vs. Robert Morris (12/12/21)
Career.....6, vs. Robert Morris (12/12/21)

Assists

21-225, vs. Robert Morris (12/12/21)
Career.....5, vs. Robert Morris (12/12/21)

Steals

21-228, vs. FAU (11/18/21)
Career.....8, vs. FAU (11/18/21)

Blocks

21-221, vs. Wake Forest (1/6/21)
Career.....1, vs. Wake Forest (1/6/21)

Field Goals Made

21-226, vs. Robert Morris (12/12/21)
Career.....6, vs. Robert Morris (12/12/21)

Field Goals Attempted

21-2212, vs. FAU (11/18/21)
Career.....12, vs. FAU (11/18/21)

3-Point Field Goals Made

21-222, vs. Robert Morris (12/12/21)
Career.....2, vs. Robert Morris (12/12/21)

3-Point Field Goals Attempted

21-224, 2x, last vs. RMU (12/12/21)
Career.....4, 2x, last vs. RMU (12/12/21)

Free Throws Made

21-227, at Maryland (12/2/21)
Career.....7, at Maryland (12/2/21)

Free Throws Attempted

21-227, at Maryland (12/2/21)
Career.....7, at Maryland (12/2/21)

Double-Doubles

21-22
Career.....

Double-Digit Game

21-223
Career.....3

2021-22 game-by-game

Opponent	Date	GS	MIN	Total		3-Pointers		Free throws		Rebounds				PF	A	TO	BLK	STL	PTS	AVG
				FG-FGA	PCT	3FG-3FGA	PCT	FT-FTA	PCT	OFF	DEF	TOT	AVG							
Jackson St.	11/09/2021		07:30	1-4	.250	1-3	.333	2-3	.667	1	0	1	1.0	3	1	0	0	0	5	5.0
Bethune-Cookman	11/12/2021		12:19	0-5	.000	0-1	.000	2-6	.333	3	1	4	2.5	3	0	3	0	2	2	3.5
Stetson	11/14/2021		11:07	0-2	.000	0-1	.000	0-0	.000	1	0	1	2.0	0	2	2	0	1	0	2.3
Fla. Atlantic	11/18/2021		24:51	2-12	.167	0-4	.000	5-6	.833	1	1	2	2.0	1	0	1	0	8	9	4.0
vs Washington St.	11/25/2021		13:02	0-3	.000	0-1	.000	1-2	.500	1	1	2	2.0	2	1	2	0	4	1	3.4
vs Indiana	11/27/2021		08:01	0-2	.000	0-0	.000	0-0	.000	0	1	1	1.8	4	0	1	0	1	0	2.8
at Maryland	12/02/2021		18:60	2-4	.500	0-0	.000	7-7	1.000	3	1	4	2.1	3	1	0	0	1	11	4.0
Tulane	12/05/2021		14:55	3-5	.600	0-0	.000	4-4	1.000	0	1	1	2.0	4	0	2	0	2	10	4.8
Ark.-Pine Bluff	12/06/2021		22:07	3-6	.500	1-3	.333	1-4	.250	2	3	5	2.3	4	2	2	0	0	8	5.1
Robert Morris	12/12/2021		28:46	6-10	.600	2-4	.500	1-1	1.000	3	3	6	2.7	2	5	4	0	5	15	6.1
Wake Forest	01/06/2022		16:34	2-5	.400	0-1	.000	0-0	.000	1	0	1	2.5	3	0	0	1	1	4	5.9
NC State	01/09/2022		11:27	1-3	.333	0-1	.000	0-0	.000	2	0	2	2.5	2	1	1	0	1	2	5.6
Georgia Tech	01/16/2022		14:29	3-5	.600	0-0	.000	0-0	.000	0	0	0	2.3	1	1	1	0	1	6	5.6
Duke	01/18/2022		15:55	0-2	.000	0-0	.000	1-2	.500	0	4	4	2.4	2	1	0	0	2	1	5.3
at Florida St.	01/20/2022		01:50	0-0	.000	0-0	.000	0-0	.000	0	0	0	2.3	0	0	0	0	0	0	4.9
at Boston College	01/23/2022		13:37	0-3	.000	0-1	.000	3-4	.750	1	0	1	2.2	3	1	1	0	1	3	4.8
Totals			0 235:29	23-71	.324	4-20	.200	27-39	.692	19	16	35	2.2	37	16	20	1	30	77	4.8

Player Averages

Games Played	Minutes/ game	Points/ game	FG Pct	3FG Pct	FT Pct	Rebounds/ game	Assists/ game	Turnovers/ game	Assist/Turnover ratio	Steals/ game	Blocks/ game
16	14.7	4.8	32.4	20.0	69.2	2.2	1.0	1.3	0.8	1.9	0.1

CAREER STATS

				Field Goals		3-Point		F-Throws		Rebounds				Scoring						
SEASON	TEAM	GP-GS	MIN/AVG	FG-FGA	FG%	3FG-3FGA	3FG%	FT-FTA	FT%	OFF	DEF	TOT	AVG	PF-FO	A	TO	BLK	STL	PTS	AVG
2021-22	Miami	16-0	235/14.7	23-71	.324	4-20	.200	27-39	.692	19	16	35	2.2	37-0	16	20	1	30	77	4.8
TOTAL		16-0	235/14.7	23-71	.324	4-20	.200	27-39	.692	19	16	35	2.2	37-0	16	20	1	30	77	4.8



G • Kelsey Marshall
Gr. • 5-9 • Davie, Fla.

20

- Sits at the top of the Miami record books for most games played in a Canes uniform (133) and the all-time 3-pointer leader (285)
- The only Cane to tally three 20-point outings this season
- In the ACC this season, ranks:
 - > 3rd in 3-point field goals per game (2.6)
 - > 6th in 3-point field goal percentage (.333)
 - > 9th in minutes played (32.0)
 - > 10th in scoring (14.0)
 - > 15th in steals (1.7)
- Has totaled a team-best 13 double-digit outings this season
- Ranks 14th in Miami history in scoring (1,371), just 10 points behind current Miami staff member Morgan Stroman (1,381).
- Four-time member of the ACC Honor Roll

PLAYER HIGHS

Minutes

21-22 36, 2x, last at FSU (1/20/22)
Career..... 39, at Virginia (2/13/20)

Points

21-22 24, at Maryland (12/2/21)
Career..... 25, at Virginia (2/13/20)

Rebounds

21-22 8, vs. Stetson (11/14/21)
Career..... 8, 3x, last vs. Stetson (11/14/21)

Assists

21-22 6, 2x, last at Maryland (12/2/21)
Career..... 6, 4x, last at Maryland (12/2/21)

Steals

21-22 5, vs. Wake Forest (1/6/21)
Career... 5, 2x, last vs. Wake Forest (1/6/21)

Blocks

21-22 1, 3x, last vs. Duke (1/18/22)
Career..... 2, 3x, last vs. Pitt (3/1/20)

Field Goals Made

21-22 8, vs. Indiana (11/27/21)
Career..... 8, 5x, last vs. Indiana (11/27/21)

Field Goals Attempted

21-22 19, 3x, last at FSU (1/20/22)
Career..... 24, at Pittsburgh (1/21/21)

3-Point Field Goals Made

21-22 5, 3x, last at FSU (1/20/22)
Career..... 7, at Virginia (2/13/20)

3-Point Field Goals Attempted

21-22 14, at FSU (1/20/22)
Career..... 18, at Pittsburgh (1/21/21)

Free Throws Made

21-22 7, vs. Wake Forest (1/6/21)
Career..... 9, vs. Jacksonville (11/25/20)

Free Throws Attempted

21-22 8, vs. Wake Forest (1/6/21)
Career..... 11, vs. Jacksonville (11/25/20)

Double-Doubles

21-22
Career.....

Double-Digit Game

21-22 13
Career..... 68

2021-22 game-by-game

Opponent	Date	GS	MIN	Total		3-Pointers		Free throws		Rebounds				PF	A	TO	BLK	STL	PTS	AVG	
				FG-FGA	PCT	3FG-3FGA	PCT	FT-FTA	PCT	OFF	DEF	TOT	AVG								
Jackson St.	11/09/2021	*	29:22	6-15	.400	5-12	.417	2-2	1.000	0	6	6	6.0	4	3	0	0	1	19	19.0	
Bethune-Cookman	11/12/2021	*	28:13	3-10	.300	3-7	.429	2-4	.500	0	3	3	4.5	2	3	3	0	0	11	15.0	
Stetson	11/14/2021	*	33:05	2-10	.200	1-4	.250	2-2	1.000	1	7	8	5.7	0	6	4	0	1	7	12.3	
Fla. Atlantic	11/18/2021	*	29:33	6-15	.400	2-6	.333	0-0	.000	0	2	2	4.8	1	2	1	1	0	14	12.8	
vs Washington St.	11/25/2021	*	32:46	3-13	.231	1-5	.200	0-0	.000	1	0	1	4.0	0	3	0	0	2	7	11.6	
vs Indiana	11/27/2021	*	32:39	8-19	.421	3-9	.333	1-1	1.000	1	3	4	4.0	3	1	2	0	4	20	13.0	
at Maryland	12/02/2021	*	34:53	7-19	.368	5-12	.417	5-6	.833	0	1	1	3.6	3	6	3	0	2	24	14.6	
Tulane	12/05/2021	*	35:00	7-14	.500	5-10	.500	0-0	.000	0	4	4	3.6	1	3	1	0	3	19	15.1	
Ark.-Pine Bluff	12/06/2021	*	32:35	6-12	.500	4-10	.400	3-4	.750	1	4	5	3.8	1	0	4	0	1	19	15.6	
Robert Morris	12/12/2021	*	19:55	2-9	.222	1-7	.143	0-0	.000	0	2	2	3.6	0	4	3	0	1	5	14.5	
Wake Forest	01/06/2022	*	35:16	2-11	.182	1-8	.125	7-8	.875	0	2	2	3.5	3	3	3	0	5	12	14.3	
NC State	01/09/2022	*	36:10	7-15	.467	3-8	.375	0-0	.000	0	2	2	3.3	2	5	1	1	0	17	14.5	
at Clemson	01/13/2022	*	25:27	2-5	.400	2-5	.400	0-0	.000	0	5	5	3.5	4	2	3	0	0	6	13.8	
Georgia Tech	01/16/2022	*	34:43	5-11	.455	2-7	.286	0-0	.000	1	4	5	3.6	2	0	6	0	2	12	13.7	
Duke	01/18/2022	*	35:17	6-13	.462	1-4	.250	2-3	.667	0	4	4	3.6	4	4	4	1	3	15	13.8	
at Florida St.	01/20/2022	*	35:47	7-19	.368	5-14	.357	2-2	1.000	1	4	5	3.7	1	2	3	0	0	21	14.3	
at Boston College	01/23/2022	*	33:08	4-10	.400	0-4	.000	2-2	1.000	0	3	3	3.6	4	2	4	0	3	10	14.0	
Totals			17	543:49	83-220	.377	44-132	.333	28-34	.824	6	56	62	3.6	35	49	45	3	28	238	14.0

Player Averages

Games Played	Minutes/game	Points/game	FG Pct	3FG Pct	FT Pct	Rebounds/game	Assists/game	Turnovers/game	Assist/Turnover ratio	Steals/game	Blocks/game
17	32.0	14.0	37.7	33.3	82.4	3.6	2.9	2.6	1.1	1.6	0.2

CAREER STATS

				Field Goals		3-Point		F-Throws		Rebounds									Scoring	
SEASON	TEAM	GP-GS	MIN/AVG	FG-FGA	FG%	3FG-3FGA	3FG%	FT-FTA	FT%	OFF	DEF	TOT	AVG	PF-FO	A	TO	BLK	STL	PTS	AVG
2017-18	Miami	31-0	599/19.3	80-221	.362	51-155	.329	37-50	.740	11	57	68	2.2	49-0	39	49	1	25	248	8.0
2018-19	Miami	34-20	792/23.3	94-248	.379	67-179	.374	11-18	.611	7	71	78	2.3	66-0	60	50	5	26	266	7.8
2019-20	Miami	30-29	831/27.7	118-299	.395	74-206	.359	31-43	.721	6	62	68	2.3	61-2	72	59	8	27	341	11.4
2020-21	Miami	21-19	599/28.5	98-275	.356	49-166	.295	33-46	.717	11	50	61	2.9	40-0	37	36	3	21	278	13.2
2021-22	Miami	17-17	544/32.0	83-220	.377	44-132	.333	28-34	.824	6	56	62	3.6	35-0	49	45	3	28	238	14.0
TOTAL		133-85	3364/25.3	473-1263	.375	285-838	.340	140-191	.733	41	296	337	2.5	251-2	257	239	20	127	1371	10.3



F • Lola Pendande
Jr. • 6-4 • Almeria, Spain

21

- Set a new season-high in scoring with 16 points at Clemson (1/13)
- Tallied her first double-double as a Cane with 11 points and a career-high 15 rebounds against Robert Morris (12/12)
- Leads the Canes in rebounding with 5.6 boards per game this season
- Transferred to Miami from Utah after her sophomore year
- Earned PAC-12 All-Freshman honorable mention status in 2019-20 season
- Named the John R. Wooden Southern California High School Player of the Year in 2018
- In High school, was named MaxPreps California All-State honorable mention as a senior after being MaxPreps Player of the Game 14 times at Ribet Academy.
- Played internationally for the Spain National Team; was named the Star of the Generation for the 2000s by the Spanish National Team organization.

PLAYER HIGHS

Minutes

21-22 30, vs. Washington St (11/25/21)
Career..... 33, at Oregon (1/5/20)

Points

21-22 16, at Clemson (1/13/22)
Career..... 21, vs Providence (12/16/19)

Rebounds

21-22 15, vs. Robert Morris (12/12/21)
Career..... 15, vs. Robert Morris (12/12/21)

Assists

21-22 2, 3x, last at Boston Coll. (1/23/22)
Career..... 3*, vs. Stanford (2/14/20)

Steals

21-22 3, vs. Washington St (11/25/21)
Career.. 3, 3x, last vs. Wash. St (11/25/21)*

Blocks

21-22 4, 2x, last at Boston Coll. (1/23/22)
Career.. 4, 4x, last at Boston Coll. (1/23/22)

Field Goals Made

21-22 7, at Clemson (1/13/22)
Career..... 9, vs. Colorado (12/29/19)

Field Goals Attempted

21-22 10, vs. Jackson State (11/9/21)
Career..... 15, vs. Providence (12/16/19)

3-Point Field Goals Made

21-22
Career.....

3-Point Field Goals Attempted

21-22 2, vs. Washington St (11/25/21)
Career..... 2, vs. Washington St (11/25/21)

Free Throws Made

21-22 5, at Boston College (1/23/22)
Career..... 9, vs. Oregon State (2/1/20)

Free Throws Attempted

21-22 8, at Boston College (1/23/22)
Career..... 11, at Stanford (2/7/21)

Double-Doubles

21-22 1, vs. Robert Morris (12/12/21)
Career.. 4, last vs. Robert Morris (12/12/21)

Double-Digit Game

21-22 4
Career..... 22

2021-22 game-by-game

Opponent	Date	GS	MIN	Total		3-Pointers		Free throws		Rebounds				PF	A	TO	BLK	STL	PTS	AVG	
				FG-FGA	PCT	3FG-3FGA	PCT	FT-FTA	PCT	OFF	DEF	TOT	AVG								
Jackson St.	11/09/2021	*	21:21	5-10	.500	0-0	.000	2-3	.667	4	3	7	7.0	4	2	4	4	0	12	12.0	
Bethune-Cookman	11/12/2021	*	17:53	3-7	.429	0-0	.000	0-0	.000	1	6	7	7.0	4	1	3	2	2	6	9.0	
Stetson	11/14/2021	*	18:32	4-4	1.000	0-0	.000	0-0	.000	1	4	5	6.3	3	0	3	1	1	8	8.7	
Fla. Atlantic	11/18/2021	*	19:59	2-4	.500	0-0	.000	2-3	.667	3	3	6	6.3	3	0	1	0	0	6	8.0	
vs Washington St.	11/25/2021	*	30:26	4-7	.571	0-1	.000	1-2	.500	2	2	4	5.8	3	0	2	0	2	9	8.2	
vs Indiana	11/27/2021	*	18:16	4-5	.800	0-0	.000	0-0	.000	0	5	5	5.7	5	1	3	0	1	8	8.2	
at Maryland	12/02/2021	*	19:02	2-5	.400	0-0	.000	0-1	.000	1	0	1	5.0	3	0	1	0	0	4	7.6	
Tulane	12/05/2021	*	21:35	1-4	.250	0-0	.000	4-6	.667	3	6	9	5.5	3	2	2	3	2	6	7.4	
Ark.-Pine Bluff	12/06/2021	*	14:40	5-7	.714	0-0	.000	1-1	1.000	3	2	5	5.4	4	1	2	0	0	11	7.8	
Robert Morris	12/12/2021	*	19:10	4-8	.500	0-0	.000	2-2	1.000	6	9	15	6.4	2	1	1	1	0	10	8.0	
Wake Forest	01/06/2022	*	14:29	1-4	.250	0-0	.000	0-0	.000	2	3	5	6.3	2	0	1	1	1	2	7.5	
NC State	01/09/2022	*	13:39	0-4	.000	0-0	.000	0-0	.000	2	2	4	6.1	2	0	1	0	0	0	6.8	
at Clemson	01/13/2022	*	24:22	7-8	.875	0-0	.000	2-3	.667	2	2	4	5.9	3	1	3	0	0	16	7.5	
Georgia Tech	01/16/2022	*	15:43	3-5	.600	0-1	.000	0-0	.000	0	2	2	5.6	2	1	1	1	1	6	7.4	
Duke	01/18/2022	*	10:24	0-5	.000	0-0	.000	0-0	.000	2	3	5	5.6	0	0	1	0	0	0	6.9	
at Florida St.	01/20/2022	*	23:54	1-3	.333	0-0	.000	3-4	.750	3	6	9	5.8	4	0	3	1	2	5	6.8	
at Boston College	01/23/2022	*	28:17	4-6	.667	0-0	.000	5-8	.625	4	2	6	5.8	3	2	1	4	2	13	7.2	
Totals			17	331:43	50-96	.521	0-2	.000	22-33	.667	39	60	99	5.8	50	12	33	18	14	122	7.2

Player Averages

Games Played	Minutes/ game	Points/ game	FG Pct	3FG Pct	FT Pct	Rebounds/ game	Assists/ game	Turnovers/ game	Assist/Turnover ratio	Steals/ game	Blocks/ game
17	19.5	7.2	52.1	0.0	66.7	5.8	0.7	1.9	0.4	0.8	1.1

CAREER STATS

				Field Goals		3-Point		F-Throws		Rebounds										Scoring	
SEASON	TEAM	GP-GS	MIN/AVG	FG-FGA	FG%	3FG-3FGA	3FG%	FT-FTA	FT%	OFF	DEF	TOT	AVG	PF-FO	A	TO	BLK	STL	PTS	AVG	
2019-20	Utah	31-29	722/23.3	136-236	.576	0-0	.000	62-85	.729	63	119	182	5.9	108-3	38	68	34	25	334	10.8	
2020-21	Utah	21-9	315/15.0	35-91	.385	0-2	.000	28-47	.596	33	54	87	4.1	56-3	9	36	12	10	98	4.7	
2021-22	Miami	17-17	332/19.5	50-96	.521	0-2	.000	22-33	.667	39	60	99	5.8	50-1	12	33	18	14	122	7.2	
TOTAL FOR Miami		17-17	332/19.5	50-96	.521	0-2	.000	22-33	.667	39	60	99	5.8	50-1	12	33	18	14	122	7.2	
TOTAL		69-55	1368/19.8	221-423	.522	0-4	.000	112-165	.679	135	233	368	5.3	214-7	59	137	64	49	554	8.0	



F • Chiso Okafor
Fr. • 6-1 • Mataró, Spain

- Recorded her first points as a Cane in the season opener against Jackson State (11/9)
- Competed at the 2019 FIBA U16 Women's European Championship in Skopje, Macedonia; averaged 11.6 points and 7.3 rebounds over seven games
- In a victory over France, tallied 23 points and 10 rebounds for second double-double of the tournament

22

PLAYER HIGHS

Minutes

21-22 7, 2x, last vs. Indiana (11/27/21)
Career..... 7, 2x, last vs. Indiana (11/27/21)

Points

21-22 2, vs. Jackson State (11/9/21)
Career..... 2, vs. Jackson State (11/9/21)

Rebounds

21-22 2, 2x, last vs. Indiana (11/27/21)
Career..... 2, 2x, last vs. Indiana (11/27/21)

Assists

21-22 1, vs. Stetson (11/14/21)
Career..... 1, vs. Stetson (11/14/21)

Steals

21-22 1, vs. FAU (11/18/21)
Career..... 1, vs. FAU (11/18/21)

Blocks

21-22 1, vs. Beth-Cook (11/12/21)
Career..... 1, vs. Beth-Cook (11/12/21)

Field Goals Made

21-22 1, vs. Jackson State (11/9/21)
Career..... 1, vs. Jackson State (11/9/21)

Field Goals Attempted

21-22 2, 2x, last vs. Indiana (11/27/21)
Career..... 2, 2x, last vs. Indiana (11/27/21)

3-Point Field Goals Made

21-22
Career.....

3-Point Field Goals Attempted

21-22
Career.....

Free Throws Made

21-22 1, vs. Indiana (11/27/21)
Career..... 1, vs. Indiana (11/27/21)

Free Throws Attempted

21-22 4, vs. Indiana (11/27/21)
Career..... 4, vs. Indiana (11/27/21)

Double-Doubles

21-22
Career.....

Double-Digit Game

21-22
Career.....

2021-22 game-by-game

Opponent	Date	GS	MIN	Total		3-Pointers		Free throws		Rebounds				PF		A		TO		BLK		STL		PTS		AVG
				FG-FGA	PCT	3FG-3FGA	PCT	FT-FTA	PCT	OFF	DEF	TOT	AVG													
Jackson St.	11/09/2021		05:12	1-2	.500	0-0	.000	0-0	.000	0	2	2	2.0	1	0	0	0	0	0	0	0	0	2	2.0		
Bethune-Cookman	11/12/2021		06:46	0-0	.000	0-0	.000	0-0	.000	0	1	1	1.5	0	0	3	1	0	0	0	0	0	1.0			
Stetson	11/14/2021		01:14	0-0	.000	0-0	.000	0-0	.000	0	0	0	1.0	0	1	0	0	0	0	0	0	0	0.7			
Fla. Atlantic	11/18/2021		02:20	0-0	.000	0-0	.000	0-0	.000	0	1	1	1.0	0	0	0	0	0	0	0	1	0	0.5			
vs Indiana	11/27/2021		06:32	0-2	.000	0-0	.000	1-4	.250	2	0	2	1.2	1	0	0	0	0	0	0	0	1	0.6			
at Maryland	12/02/2021		00:18	0-0	.000	0-0	.000	0-0	.000	0	0	0	1.0	0	0	0	0	0	0	0	0	0	0.5			
Ark.-Pine Bluff	12/06/2021		03:34	0-0	.000	0-0	.000	0-0	.000	0	0	0	0.9	2	0	3	0	0	0	0	0	0	0.4			
Totals		0	25:55	1-4	.250	0-0	.000	1-4	.250	2	4	6	0.9	4	1	6	1	1	1	1	3	0.4				

Player Averages

Games Played	Minutes/ game	Points/ game	FG Pct	3FG Pct	FT Pct	Rebounds/ game	Assists/ game	Turnovers/ game	Assist/Turnover ratio	Steals/ game	Blocks/ game
7	3.7	0.4	25.0	0.0	25.0	0.9	0.1	0.9	0.2	0.1	0.1

CAREER STATS

				Field Goals		3-Point		F-Throws		Rebounds									Scoring	
SEASON	TEAM	GP-GS	MIN/AVG	FG-FGA	FG%	3FG-3FGA	3FG%	FT-FTA	FT%	OFF	DEF	TOT	AVG	PF-FO	A	TO	BLK	STL	PTS	AVG
2021-22	Miami	7-0	26/3.7	1-4	.250	0-0	.000	1-4	.250	2	4	6	0.9	4-0	1	6	1	1	3	0.4
TOTAL		7-0	26/3.7	1-4	.250	0-0	.000	1-4	.250	2	4	6	0.9	4-0	1	6	1	1	3	0.4



F • Paula Fraile Ruiz
So. • 6-4 • Barcelona, Spain

23

- Made her first appearance as a Cane after sitting out all of her freshman season due to COVID-19 health concerns
- Tallied four points, a rebound and an assist in just five minutes in her first game at Miami
- Read more on Paula's journey at [MiamiHurricanes.com](https://miamihurricanes.com)
- Spent four seasons competing for Segle XXI Barcelona in the LF2 basketball league in Spain
- Averaged 5.0 points and 5.4 rebounds in 2019-20
- Competed at the FIBA U18 Women's European Championships - Division B, helping Spain to a fifth-place showing
- Took home the bronze at the 2016 FIBA U16 Women's European Championship - Division B games
- Participated in the 2020 Basketball Without Borders Global Camp held in Chicago as part of NBA All-Star Weekend

PLAYER HIGHS

Minutes

21-225, vs. Robert Morris (12/12/21)
Career.....5, vs. Robert Morris (12/12/21)

Points

21-224, vs. Robert Morris (12/12/21)
Career.....4, vs. Robert Morris (12/12/21)

Rebounds

21-221, vs. Robert Morris (12/12/21)
Career.....1, vs. Robert Morris (12/12/21)

Assists

21-221, vs. Robert Morris (12/12/21)
Career.....1, vs. Robert Morris (12/12/21)

Steals

21-22
Career.....

Blocks

21-22
Career.....

Field Goals Made

21-222, vs. Robert Morris (12/12/21)
Career.....2, vs. Robert Morris (12/12/21)

Field Goals Attempted

21-223, vs. Robert Morris (12/12/21)
Career.....3, vs. Robert Morris (12/12/21)

3-Point Field Goals Made

21-22
Career.....

3-Point Field Goals Attempted

21-22
Career.....

Free Throws Made

21-22
Career.....

Free Throws Attempted

21-22
Career.....

Double-Doubles

21-22
Career.....

Double-Digit Game

21-22
Career.....

2021-22 game-by-game

Opponent	Date	GS	MIN	Total		3-Pointers		Free throws		Rebounds									
				FG-FGA	PCT	3FG-3FGA	PCT	FT-FTA	PCT	OFF	DEF	TOT	AVG	PF	A	TO	BLK	STL	PTS
Robert Morris	12/12/2021		05:04	2-3	.667	0-0	.000	0-0	.000	1	0	1	1.0	1	1	0	0	4	4.0
Wake Forest	01/06/2022		03:09	0-1	.000	0-0	.000	0-0	.000	0	0	0	0.5	0	0	0	0	0	2.0
at Clemson	01/13/2022		00:15	0-0	.000	0-0	.000	0-0	.000	0	0	0	0.3	0	0	0	0	0	1.3
at Florida St.	01/20/2022		00:01	0-0	.000	0-0	.000	0-0	.000	0	0	0	0.3	0	0	0	0	0	1.0
Totals		0	08:30	2-4	.500	0-0	.000	0-0	.000	1	0	1	0.3	1	1	0	0	4	1.0

Player Averages

Games Played	Minutes/game	Points/game	FG Pct	3FG Pct	FT Pct	Rebounds/game	Assists/game	Turnovers/game	Assist/Turnover ratio	Steals/game	Blocks/game
4	2.1	1.0	50.0	0.0	0.0	0.3	0.3	0.0	1.0	0.0	0.0

CAREER STATS

				Field Goals		3-Point		F-Throws		Rebounds								Scoring		
SEASON	TEAM	GP-GS	MIN/AVG	FG-FGA	FG%	3FG-3FGA	3FG%	FT-FTA	FT%	OFF	DEF	TOT	AVG	PF-FO	A	TO	BLK	STL	PTS	AVG
2021-22	Miami	4-0	8/2.1	2-4	.500	0-0	.000	0-0	.000	1	0	1	0.3	1-0	1	0	0	0	4	1.0
TOTAL		4-0	8/2.1	2-4	.500	0-0	.000	0-0	.000	1	0	1	0.3	1-0	1	0	0	0	4	1.0



G • Karla Erjavec
Sr. • 5-10 • Zagreb, Croatia

25

- Over the last five games, is averaging 3.6 assists and shooting 44 percent
- Has posted double-figures in five games this season
- Shot a season-best .857 from the field against Robert Morris (12/12), tallying a season-high 14 points
- Was granted immediate eligibility on 12/16/21 by the NCAA's blanket waiver
- Transferred to Miami in 2020 after playing two seasons at Wyoming
- Named to the Mountain West All-Freshman Team in 2018-19
- Member of the U18 and U20 National Women's Team in Croatia
- Represented Croatia at the FIBA Women's Eurobasket Qualifiers in Nov. 2020
- Both parents, Mladen and Ivana, played basketball professionally and father served as an assistant coach for the Croatian national team from 2009-11; 2013

PLAYER HIGHS

Minutes

21-2237, vs. Tulane (12/5/21)
Career..... 42, at San Diego State (1/8/20)*

Points

21-2214, vs. Robert Morris (12/12/21)
Career.....19, vs. South Alabama (3/24/19)*

Rebounds

21-22 ..5, 2x, last vs. Georgia Tech (1/16/21)
Career..... 8, at New Mexico (12/7/19)*

Assists

21-22 5, 3x, last at FSU (1/20/22)
Career.....10, vs. San Jose State (3/4/19)*

Steals

21-22 .. 2, 4x, last at Boston Coll. (1/23/22)
Career..... 6, vs. Chadron State (11/8/18)*

Blocks

21-22 1, 3x, last at Clemson (1/13/22)
Career..... 1, 4x, last at Clemson (1/13/22)*

Field Goals Made

21-226, vs. Robert Morris (12/12/21)
Career.....7, 2x, last at New Mexico (12/7/19)*

Field Goals Attempted

21-22 ..10, 3x, last vs. Wake Forest (1/6/21)
Career.....16, vs. San Diego State (1/9/19)*

3-Point Field Goals Made

21-22 3, at #8 Maryland (12/2/21)
Career...3, 3x, last at #8 Maryland (12/2/21)

3-Point Field Goals Attempted

21-227, vs. Tulane (12/5/21)
Career..... 7, 2x, last vs. Tulane (12/5/21)

Free Throws Made

21-22 3, 2x, last vs. Tulane (12/5/21)
Career.....6, vs. Colorado (11/17/19)*

Free Throws Attempted

21-22 4, 2x, last vs. Tulane (12/5/21)
Career.....7, vs. Colorado (11/17/19)*

Double-Doubles

21-22
Career..... 1

Double-Digit Game

21-22 5
Career..... 23

2021-22 game-by-game

Opponent	Date	GS	MIN	Total		3-Pointers		Free throws		Rebounds				PF	A	TO	BLK	STL	PTS	AVG	
				FG-FGA	PCT	3FG-3FGA	PCT	FT-FTA	PCT	OFF	DEF	TOT	AVG								
Jackson St.	11/09/2021	*	18:31	0-3	.000	0-2	.000	3-4	.750	0	3	3	3.0	2	1	1	0	2	3	3.0	
Bethune-Cookman	11/12/2021	*	26:13	3-5	.600	2-3	.667	0-0	.000	0	2	2	2.5	2	2	2	0	1	8	5.5	
Stetson	11/14/2021	*	33:08	3-7	.429	2-5	.400	1-2	.500	1	2	3	2.7	3	1	1	0	0	9	6.7	
Fla. Atlantic	11/18/2021	*	27:12	2-10	.200	1-3	.333	0-0	.000	2	2	4	3.0	0	1	3	1	2	5	6.3	
vs Washington St.	11/25/2021	*	27:41	4-10	.400	1-3	.333	2-2	1.000	0	1	1	2.6	1	0	4	0	0	11	7.2	
vs Indiana	11/27/2021	*	32:04	2-7	.286	1-2	.500	0-0	.000	0	3	3	2.7	1	3	0	0	1	5	6.8	
at Maryland	12/02/2021	*	31:57	5-8	.625	3-4	.750	0-0	.000	0	5	5	3.0	4	3	2	1	1	13	7.7	
Tulane	12/05/2021	*	37:12	4-10	.400	1-7	.143	3-4	.750	1	0	1	2.8	1	5	6	0	1	12	8.3	
Ark.-Pine Bluff	12/06/2021	*	24:49	2-7	.286	0-2	.000	2-2	1.000	0	3	3	2.8	3	5	0	0	1	6	8.0	
Robert Morris	12/12/2021	*	17:48	6-7	.857	2-3	.667	0-0	.000	0	2	2	2.7	1	2	2	0	1	14	8.6	
Wake Forest	01/06/2022	*	34:41	2-10	.200	2-5	.400	0-0	.000	0	4	4	2.8	0	2	1	0	2	6	8.4	
NC State	01/09/2022	*	21:15	0-3	.000	0-1	.000	0-0	.000	1	2	3	2.8	1	1	4	0	1	0	7.7	
at Clemson	01/13/2022	*	35:04	3-9	.333	1-3	.333	0-0	.000	0	1	1	2.7	0	4	3	1	0	7	7.6	
Georgia Tech	01/16/2022	*	19:26	1-3	.333	1-2	.500	0-0	.000	0	5	5	2.9	2	3	2	0	0	3	7.3	
Duke	01/18/2022	*	28:10	1-2	.500	0-0	.000	2-2	1.000	0	3	3	2.9	0	2	2	0	0	4	7.1	
at Florida St.	01/20/2022	*	28:57	1-5	.200	1-4	.250	0-0	.000	0	2	2	2.8	0	5	4	0	1	3	6.8	
at Boston College	01/23/2022	*	33:40	5-6	.833	1-2	.500	0-0	.000	0	1	1	2.7	1	4	1	0	2	11	7.1	
Totals			17	477:48	44-112	.393	19-51	.373	13-16	.813	5	41	46	2.7	22	44	38	3	16	120	7.1

Player Averages

Games Played	Minutes/game	Points/game	FG Pct	3FG Pct	FT Pct	Rebounds/game	Assists/game	Turnovers/game	Assist/Turnover ratio	Steals/game	Blocks/game
17	28.1	7.1	39.3	37.3	81.3	2.7	2.6	2.2	1.2	0.9	0.2

CAREER STATS

SEASON	TEAM	GP-GS	MIN/AVG	Field Goals		3-Point		F-Throws		Rebounds				Scoring						
				FG-FGA	FG%	3FG-3FGA	3FG%	FT-FTA	FT%	OFF	DEF	TOT	AVG	PF-FO	A	TO	BLK	STL	PTS	AVG
2018-19	UW	34-34	1073/31.5	117-297	.394	33-99	.333	35-46	.761	7	82	89	2.6	58-0	124	90	6	28	302	8.9
2019-20	UW	22-18	592/26.9	49-148	.331	17-55	.309	23-28	.821	4	63	67	3.0	31-0	70	44	3	9	138	6.3
2020-21	Miami	17-6	365/21.5	27-81	.333	15-47	.319	3-4	.750	3	18	21	1.2	22-0	34	20	0	9	72	4.2
2021-22	Miami	17-17	478/28.1	44-112	.393	19-51	.373	13-16	.813	5	41	46	2.7	22-0	44	38	3	16	120	7.1
TOTAL FOR Miami		34-23	843/24.8	71-193	.368	34-98	.347	16-20	.800	8	59	67	2.0	44-0	78	58	3	25	192	5.6
TOTAL		90-75	2508/27.9	237-638	.371	84-252	.333	74-94	.787	19	204	223	2.5	133-0	272	192	12	62	632	7.0



F • Maeva Djaldi-Tabdi
Gr. • 6-4 • Paris, France

- Tied her career high in scoring (19), 3-pointers made (three) and steals (two) against Duke (1/18)
- Leads the Canes in blocks per game this season (1.2) and ranks 11th in the conference
- Averaged 4.7 points and 2.7 rebounds as a redshirt junior at Syracuse
- Earned All-ACC Freshman Team Honors in her rookie season at Syracuse
- Named the No. 27 player in her high school class and seventh-best forward by espnW HoopGurlz
- Won a gold medal in 3x3 basketball with France at the 2019 NAOC World Beach Games in Doha, Qatar
- Sister, Mousdandy, currently plays professional basketball in France

33

PLAYER HIGHS

Minutes

21-22 26, 2x, last vs. Duke (1/18/22)
Career.....40, vs Louisville (3/6/21)

Points

21-22 19, vs. Duke (1/18/22)
Career..... 19, 2x, last vs. Duke (1/18/22)

Rebounds

21-22 8, vs. Tulane (12/5/21)
Career..... 11, vs Texas A&M (11/14/18)

Assists

21-22 2, vs. Tulane (12/5/21)
Career..... 5, vs Boston College (2/25/21)

Steals

21-22 2, 2x, last vs. Duke (1/18/22)
Career..... 2, 3x, last vs. Duke (1/18/22)

Blocks

21-22 3, 2x, last vs. NC State (1/9/22)
Career..... 5, vs Niagara (12/17/18)*

Field Goals Made

21-22 7, vs. Duke (1/18/22)
Career.....8, vs Boston College (2/10/19)*

Field Goals Attempted

21-22 14, 2x, last vs. Duke (1/18/22)
Career..... 14, 2x, last vs. Duke (1/18/22)

3-Point Field Goals Made

21-22 3, vs. Duke (1/18/22)
Career..... 3, 3x, last vs. Duke (1/18/22)

3-Point Field Goals Attempted

21-22 7, vs. NC State (1/9/22)
Career..... 7, vs. NC State (1/9/22)

Free Throws Made

21-22 2, 2x, last vs. Duke (1/18/22)
Career.....8, vs Louisville (2/09/20)

Free Throws Attempted

21-22 4, vs. UAPB (12/6/21)
Career.....8, vs Louisville (2/09/20)

Double-Doubles

21-22
Career..... 2, last vs. Oregon (11/24/19)

Double-Digit Game

21-22 6
Career..... 37

2021-22 game-by-game

Opponent	Date	GS	MIN	Total		3-Pointers		Free throws		Rebounds				PF	A	TO	BLK	STL	PTS	AVG
				FG-FGA	PCT	3FG-3FGA	PCT	FT-FTA	PCT	OFF	DEF	TOT	AVG							
Jackson St.	11/09/2021		21:10	5-10	.500	2-5	.400	0-0	.000	2	3	5	5.0	4	1	3	2	0	12	12.0
Bethune-Cookman	11/12/2021		19:11	2-7	.286	0-2	.000	0-0	.000	4	1	5	5.0	3	1	5	3	1	4	8.0
Stetson	11/14/2021		20:14	4-7	.571	0-2	.000	2-3	.667	0	4	4	4.7	0	0	3	2	1	10	8.7
Fla. Atlantic	11/18/2021		10:41	2-5	.400	0-1	.000	0-0	.000	0	1	1	3.8	5	0	4	0	0	4	7.5
vs Washington St.	11/25/2021		09:34	0-2	.000	0-1	.000	0-0	.000	0	0	0	3.0	0	0	0	1	0	0	6.0
vs Indiana	11/27/2021		09:10	1-4	.250	0-0	.000	1-2	.500	1	3	4	3.2	4	0	1	1	1	3	5.5
at Maryland	12/02/2021		17:23	6-8	.750	1-1	1.000	0-0	.000	1	1	2	3.0	4	0	3	0	0	13	6.6
Tulane	12/05/2021		21:30	1-7	.143	0-2	.000	0-0	.000	3	5	8	3.6	3	2	0	2	0	2	6.0
Ark.-Pine Bluff	12/06/2021		21:46	3-6	.500	0-0	.000	1-4	.250	0	6	6	3.9	2	1	0	1	1	7	6.1
Robert Morris	12/12/2021		13:03	4-7	.571	0-0	.000	0-0	.000	1	3	4	3.9	2	0	0	1	0	8	6.3
Wake Forest	01/06/2022		17:40	2-5	.400	0-0	.000	1-2	.500	2	1	3	3.8	3	1	1	0	0	5	6.2
NC State	01/09/2022		25:38	5-14	.357	2-7	.286	0-0	.000	2	3	5	3.9	3	0	2	3	2	12	6.7
at Clemson	01/13/2022		19:58	6-11	.545	0-0	.000	1-2	.500	3	2	5	4.0	0	1	0	0	1	13	7.2
Georgia Tech	01/16/2022		23:42	2-6	.333	1-2	.500	0-0	.000	0	1	1	3.8	1	1	0	1	0	5	7.0
Duke	01/18/2022		26:15	7-14	.500	3-5	.600	2-2	1.000	3	2	5	3.9	5	1	2	2	2	19	7.8
at Florida St.	01/20/2022		16:06	0-5	.000	0-3	.000	0-0	.000	2	3	5	3.9	2	0	3	2	0	0	7.3
at Boston College	01/23/2022		12:48	3-5	.600	0-2	.000	0-0	.000	0	1	1	3.8	4	0	1	0	0	6	7.2
Totals		0	305:49	53-123	.431	9-33	.273	8-15	.533	24	40	64	3.8	45	9	28	21	9	123	7.2

Player Averages

Games Played	Minutes/game	Points/game	FG Pct	3FG Pct	FT Pct	Rebounds/game	Assists/game	Turnovers/game	Assist/Turnover ratio	Steals/game	Blocks/game
17	18.0	7.2	43.1	27.3	53.3	3.8	0.5	1.6	0.3	0.5	1.2

CAREER STATS

				Field Goals		3-Point		F-Throws		Rebounds				Scoring						
SEASON	TEAM	GP-GS	MIN/AVG	FG-FGA	FG%	3FG-3FGA	3FG%	FT-FTA	FT%	OFF	DEF	TOT	AVG	PF-FO	A	TO	BLK	STL	PTS	AVG
2018-19	Syr	34-0	574/16.9	130-240	.542	0-3	.000	41-65	.631	75	88	163	4.8	99-2	11	86	36	11	301	8.9
2019-20	Syr	31-0	512/16.5	91-178	.511	8-21	.381	59-78	.756	53	55	108	3.5	97-4	15	70	45	10	249	8.0
2020-21	Syr	24-2	388/16.2	43-106	.406	13-49	.265	14-19	.737	21	43	64	2.7	64-2	19	32	22	6	113	4.7
2021-22	Miami	17-0	306/18.0	53-123	.431	9-33	.273	8-15	.533	24	40	64	3.8	45-2	9	28	21	9	123	7.2
TOTAL FOR Miami		17-0	306/18.0	53-123	.431	9-33	.273	8-15	.533	24	40	64	3.8	45-2	9	28	21	9	123	7.2
TOTAL		106-2	1780/16.8	317-647	.490	30-106	.283	122-177	.689	173	226	399	3.8	305-10	54	216	124	36	786	7.4



F • Naomi Mbandu
Sr. • 6-2 • Amiens, France

- Tallied a season-high nine points against Arkansas-Pine Bluff (12/6)
- Has started 28 of her 36 games in a Canes uniform
- Considered the No. 2 junior college prospect by ASGR Basketball
- Spent two seasons at Gulf Coast State College, helping the Commodores to the NJCAA Division I Women's Basketball national championship title in 2019
- Represented France at the 2019 FIBA U20 Women's European Championship, helping the team to a third-place finish
- Former teammate of current Miami player, Kenza Salgues, at Le Centre Fédéral de Basketball in Paris, France

35

PLAYER HIGHS

Minutes

21-22 31, vs. Jackson State (11/9/21)
Career..... 32, vs. Georgia Tech (1/28/21)

Points

21-22 9, vs. UAPB (12/6/21)
Career..... 17, at Louisville (1/26/21)

Rebounds

21-22 9, vs. FAU (11/18/21)
Career..... 11, at Louisville (1/26/21)

Assists

21-22 3, vs. UAPB (12/6/21)
Career..... 4, 2x, last vs. Florida State (2/7/21)

Steals

21-22 2, 2x, last vs. UAPB (12/6/21)
Career..... 5, at Clemson (2/28/21)

Blocks

21-22 1, 2x, last vs. Georgia Tech (1/16/21)
Career..... 1, 6x, last vs. Georgia Tech (1/16/21)

Field Goals Made

21-22 4, 2x, last vs. UAPB (12/6/21)
Career..... 7, vs. Florida State (2/7/21)

Field Goals Attempted

21-22 9, 2x, last vs. UAPB (12/6/21)
Career..... 12, at Pittsburgh (1/21/21)

3-Point Field Goals Made

21-22 1, 2x, last vs. Indiana (11/27/21)
Career..... 2, at Pittsburgh (1/21/21)

3-Point Field Goals Attempted

21-22 3, vs. Jackson State (11/9/21)
Career..... 4, 2x, last at Pittsburgh (1/21/21)

Free Throws Made

21-22 2, 2x, last vs. Indiana (11/27/21)
Career..... 5, 3x, last at Louisville (1/26/21)

Free Throws Attempted

21-22 3, vs. Jackson State (11/9/21)
Career..... 8, at Syracuse (1/17/21)

Double-Doubles

21-22
Career..... 1, at Louisville (1/26/21)

Double-Digit Game

21-22
Career..... 6

2021-22 game-by-game

Opponent	Date	GS	MIN	Total		3-Pointers		Free throws		Rebounds				PF	A	TO	BLK	STL	PTS	AVG
				FG-FGA	PCT	3FG-3FGA	PCT	FT-FTA	PCT	OFF	DEF	TOT	AVG							
Jackson St.	11/09/2021	*	30:44	2-9	.222	1-3	.333	2-3	.667	2	6	8	8.0	2	2	5	0	0	7	7.0
Bethune-Cookman	11/12/2021	*	17:57	4-7	.571	0-2	.000	0-0	.000	2	2	4	6.0	0	2	1	0	0	8	7.5
Stetson	11/14/2021	*	22:35	3-5	.600	0-0	.000	1-2	.500	4	2	6	6.0	1	2	2	0	1	7	7.3
Fla. Atlantic	11/18/2021	*	25:51	2-6	.333	0-2	.000	0-0	.000	5	4	9	6.8	3	1	1	0	0	4	6.5
vs Washington St.	11/25/2021	*	12:43	0-3	.000	0-1	.000	0-0	.000	2	1	3	6.0	1	0	1	0	0	0	5.2
vs Indiana	11/27/2021	*	27:25	2-6	.333	1-2	.500	2-2	1.000	0	2	2	5.3	3	2	2	0	2	7	5.5
at Maryland	12/02/2021	*	27:53	0-4	.000	0-1	.000	1-2	.500	0	2	2	4.9	5	2	0	0	1	1	4.9
Tulane	12/05/2021	*	18:09	3-6	.500	0-1	.000	0-0	.000	1	1	2	4.5	1	0	3	0	0	6	5.0
Ark.-Pine Bluff	12/06/2021	*	28:29	4-9	.444	0-2	.000	1-1	1.000	1	3	4	4.4	1	3	3	0	2	9	5.4
Robert Morris	12/12/2021	*	20:52	1-3	.333	0-2	.000	1-1	1.000	0	4	4	4.4	1	2	3	0	1	3	5.2
Wake Forest	01/06/2022	*	08:49	0-2	.000	0-0	.000	0-0	.000	1	1	2	4.2	1	1	0	1	0	0	4.7
NC State	01/09/2022	*	11:32	0-2	.000	0-1	.000	0-0	.000	1	1	2	4.0	1	0	0	0	0	0	4.3
at Clemson	01/13/2022		03:10	0-0	.000	0-0	.000	0-0	.000	1	0	1	3.8	2	0	1	0	0	0	4.0
Georgia Tech	01/16/2022		10:49	2-3	.667	0-0	.000	1-1	1.000	0	2	2	3.6	0	0	1	1	0	5	4.1
Duke	01/18/2022		02:59	0-1	.000	0-0	.000	0-0	.000	0	0	0	3.4	2	0	0	0	0	0	3.8
at Florida St.	01/20/2022		04:00	0-0	.000	0-0	.000	0-0	.000	0	1	1	3.3	1	0	0	0	0	0	3.6
at Boston College	01/23/2022		02:55	0-1	.000	0-0	.000	0-0	.000	1	0	1	3.1	2	0	1	0	0	0	3.4
Totals		12	276:52	23-67	.343	2-17	.118	9-12	.750	21	32	53	3.1	27	17	24	2	7	57	3.4

Player Averages

Games Played	Minutes/game	Points/game	FG Pct	3FG Pct	FT Pct	Rebounds/game	Assists/game	Turnovers/game	Assist/Turnover ratio	Steals/game	Blocks/game
17	16.3	3.4	34.3	11.8	75.0	3.1	1.0	1.4	0.7	0.4	0.1

CAREER STATS

			Field Goals		3-Point		F-Throws		Rebounds				Scoring							
SEASON	TEAM	GP-GS	MIN/AVG	FG-FGA	FG%	3FG-3FGA	3FG%	FT-FTA	FT%	OFF	DEF	TOT	AVG	PF-FO	A	TO	BLK	STL	PTS	AVG
2020-21	Miami	22-16	570/25.9	62-133	.466	10-33	.303	43-52	.827	30	74	104	4.7	46-0	36	34	4	31	177	8.0
2021-22	Miami	17-12	277/16.3	23-67	.343	2-17	.118	9-12	.750	21	32	53	3.1	27-1	17	24	2	7	57	3.4
TOTAL		39-28	847/21.7	85-200	.425	12-50	.240	52-64	.813	51	106	157	4.0	73-1	53	58	6	38	234	6.0



2021-22 OVERALL STATS

Game Records

Record	Overall	Home	Away	Neutral
ALL GAMES	10-7	8-3	2-2	0-2
CONFERENCE	3-4	1-3	2-1	0-0
NON-CONFERENCE	7-3	7-0	0-1	0-2

Score by Periods

Team	1st	2nd	3rd	4th	OT	TOT
Miami (FL)	261	266	290	225	0	1042
Opponents	265	221	265	231	0	982

Team Box Score

No.	Player				Total		3-Point		F-Throw		Rebounds													
		GP-GS	MIN	AVG	FG-FGA	FG%	3FG-3FGA	3FG%	FT-FTA	FT%	OFF	DEF	TOT	AVG	PF	DQ	A	TO	BLK	STL	PTS	AVG		
20	MARSHALL, Kelsey	17-17	543:49	32.0	83-220	.377	44-132	.333	28-34	.824	6	56	62	3.6	35	0	49	45	3	28	238	14.0		
12	WILLIAMS, Ja'Leah	17-11	443:05	26.1	51-115	.443	3-20	.150	22-37	.595	36	29	65	3.8	32	0	29	36	4	39	127	7.5		
33	DJALDI-TABDI, Maeva	17-0	305:49	18.0	53-123	.431	9-33	.273	8-15	.533	24	40	64	3.8	45	2	9	28	21	9	123	7.2		
21	PENDANDE, Lola	17-17	331:43	19.5	50-96	.521	0-2	.000	22-33	.667	39	60	99	5.8	50	1	12	33	18	14	122	7.2		
25	ERJAVEC, Karla	17-17	477:48	28.1	44-112	.393	19-51	.373	13-16	.813	5	41	46	2.7	22	0	44	38	3	16	120	7.1		
3	HARDEN, Destiny	7-5	111:56	16.0	15-30	.500	4-10	.400	4-8	.500	4	15	19	2.7	14	0	5	9	2	7	38	5.4		
5	GRAY, Mykea	14-6	250:15	17.9	21-83	.253	13-39	.333	20-27	.741	6	22	28	2.0	17	0	22	23	2	5	75	5.4		
13	DWYER, Lashae	16-0	235:29	14.7	23-71	.324	4-20	.200	27-39	.692	19	16	35	2.2	37	0	16	20	1	30	77	4.8		
35	MBANDU, Naomi	17-12	276:52	16.3	23-67	.343	2-17	.118	9-12	.750	21	32	53	3.1	27	1	17	24	2	7	57	3.4		
1	JOHNSON SIDI BABA, Moulayna	17-0	292:40	17.2	10-49	.204	3-26	.115	11-18	.611	15	56	71	4.2	12	0	8	17	3	8	34	2.0		
4	ROBERTS, Jasmyne	14-0	96:08	6.9	11-26	.423	2-6	.333	0-2	.000	7	15	22	1.6	13	0	6	7	0	7	24	1.7		
23	FRAILE RUIZ, Paula	4-0	08:30	2.1	2-4	.500	0-0	.000	0-0	.000	1	0	1	0.3	1	0	1	0	0	0	4	1.0		
22	OKAFOR, Chiso	7-0	25:55	3.7	1-4	.250	0-0	.000	1-4	.250	2	4	6	0.9	4	0	1	6	1	1	3	0.4		
Team											45	33	78					7						
Total		17	3400		387-1000	.387	103-356	.289	165-245	.673	230	419	649	38.2	309	4	219	293	60	171	1042	61.3		
Opponents		17	3400		357-917	.389	80-284	.282	188-281	.669	183	405	588	34.6	269	3	205	319	67	128	982	57.8		

Team Statistics

	MIAMI	OPP
Scoring	1042	982
Points per game	61.3	57.8
Scoring margin	+3.5	-
Field goals-att	387-1000	357-917
Field goal pct	.387	.389
3 point fg-att	103-356	80-284
3-point FG pct	.289	.282
3-pt FG made per game	6.1	4.7
Free throws-att	165-245	188-281
Free throw pct	.673	.669
F-Throws made per game	9.7	11.1
Rebounds	649	588
Rebounds per game	38.2	34.6
Rebounding margin	+3.6	-
Assists	219	205
Assists per game	12.9	12.1
Turnovers	293	319
Turnovers per game	17.2	18.8
Turnover margin	+1.5	-
Assist/turnover ratio	0.7	0.6
Steals	171	128
Steals per game	10.1	7.5
Blocks	60	67
Blocks per game	3.5	3.9
Winning streak	0	-
Home win streak	0	-
Attendance	14008	7879
Home games-Avg/Game	11-1273	4-1970
Neutral site-Avg/Game	-	2-0

Team Results

Date	Opponent		Score	Att.
11/09/2021	Jackson St.	W	72-67	1102
11/12/2021	Bethune-Cookman	W	55-43	1128
11/14/2021	Stetson	W	54-39	1006
11/18/2021	Fla. Atlantic	W	56-46	1087
11/25/2021	vs Washington St.	L	47-62	0
11/27/2021	vs Indiana	L	51-53	0
12/02/2021	at Maryland	L	74-82	4367
12/05/2021	Tulane	W	70-63	1246
12/06/2021	Ark.-Pine Bluff	W	78-65	1123
12/12/2021	Robert Morris	W	86-45	1609
01/06/2022	Wake Forest	L	46-47	1135
01/09/2022	NC State	L	64-76	1873
01/13/2022	at Clemson	W	69-60	408
01/16/2022	Georgia Tech	W	46-45	1256
01/18/2022	Duke	L	49-58	1443
01/20/2022	at Florida St.	W	59-52	2190
01/23/2022	at Boston College	L	66-79	914



2021-22 ACC STATS

Game Records

Record	Overall	Home	Away	Neutral
ALL GAMES	3-4	1-3	2-1	0-0
CONFERENCE	3-4	1-3	2-1	0-0
NON-CONFERENCE	0-0	0-0	0-0	0-0

Score by Periods

Team	1st	2nd	3rd	4th	OT	TOT
Miami (FL)	97	107	112	83	0	399
Opponents	123	97	109	88	0	417

Team Box Score

No.	Player				Total		3-Point		F-Throw		Rebounds											
		GP-GS	MIN	AVG	FG-FGA	FG%	3FG-3FGA	3FG%	FT-FTA	FT%	OFF	DEF	TOT	AVG	PF	DQ	A	TO	BLK	STL	PTS	AVG
20	MARSHALL, Kelsey	7-7	235:48	33.7	33-84	.393	14-50	.280	13-15	.867	2	24	26	3.7	20	0	18	24	2	13	93	13.3
12	WILLIAMS, Ja'Leah	7-6	208:27	29.8	27-64	.422	2-8	.250	9-14	.643	17	13	30	4.3	14	0	11	21	1	15	65	9.3
33	DJALDI-TABDI, Maeva	7-0	142:07	20.3	25-60	.417	6-19	.316	4-6	.667	12	13	25	3.6	18	1	4	9	8	5	60	8.6
21	PENDANDE, Lola	7-7	130:48	18.7	16-35	.457	0-1	.000	10-15	.667	15	20	35	5.0	16	0	4	11	7	6	42	6.0
3	HARDEN, Destiny	7-5	111:56	16.0	15-30	.500	4-10	.400	4-8	.500	4	15	19	2.7	14	0	5	9	2	7	38	5.4
25	ERJAVEC, Karla	7-7	201:13	28.7	13-38	.342	6-17	.353	2-2	1.000	1	18	19	2.7	4	0	21	17	1	6	34	4.9
5	GRAY, Mykea	6-1	85:56	14.3	8-27	.296	4-9	.444	7-12	.583	1	4	5	0.8	4	0	5	6	2	4	27	4.5
13	DWYER, Lashae	6-0	73:52	12.3	6-18	.333	0-3	.000	4-6	.667	4	4	8	1.3	11	0	4	3	1	6	16	2.7
4	ROBERTS, Jasmyne	6-0	39:15	6.5	4-11	.364	1-2	.500	0-2	.000	3	7	10	1.7	5	0	2	2	0	4	9	1.5
1	JOHNSON SIDI BABA, Moulayna	7-0	122:57	17.6	3-18	.167	1-9	.111	3-6	.500	4	27	31	4.4	5	0	4	5	0	4	10	1.4
35	MBANDU, Naomi	7-2	44:14	6.3	2-9	.222	0-1	.000	1-1	1.000	4	5	9	1.3	9	0	1	3	2	0	5	0.7
23	FRAILE RUIZ, Paula	3-0	03:26	1.1	0-1	.000	0-0	.000	0-0	.000	0	0	0	0.0	0	0	0	0	0	0	0	0.0
Team											18	13	31					3				
Total		7	1400		152-395	.385	38-129	.295	57-87	.655	85	163	248	35.4	120	1	79	113	26	70	399	57.0
Opponents		7	1400		155-375	.413	37-121	.306	70-104	.673	71	166	237	33.9	103	1	90	116	33	53	417	59.6

Team Statistics

	MIAMI	OPP
Scoring	399	417
Points per game	57.0	59.6
Scoring margin	-2.6	-
Field goals-att	152-395	155-375
Field goal pct	.385	.413
3 point fg-att	38-129	37-121
3-point FG pct	.295	.306
3-pt FG made per game	5.4	5.3
Free throws-att	57-87	70-104
Free throw pct	.655	.673
F-Throws made per game	8.1	10.0
Rebounds	248	237
Rebounds per game	35.4	33.9
Rebounding margin	+1.6	-
Assists	79	90
Assists per game	11.3	12.9
Turnovers	113	116
Turnovers per game	16.1	16.6
Turnover margin	+0.4	-
Assist/turnover ratio	0.7	0.8
Steals	70	53
Steals per game	10.0	7.6
Blocks	26	33
Blocks per game	3.7	4.7
Winning streak	0	-
Home win streak	0	-
Attendance	5707	3512
Home games-Avg/Game	4-1427	3-1171
Neutral site-Avg/Game	-	0-0

Team Results

Date	Opponent		Score	Att.
01/06/2022	Wake Forest	L	46-47	1135
01/09/2022	NC State	L	64-76	1873
01/13/2022	at Clemson	W	69-60	408
01/16/2022	Georgia Tech	W	46-45	1256
01/18/2022	Duke	L	49-58	1443
01/20/2022	at Florida St.	W	59-52	2190
01/23/2022	at Boston College	L	66-79	914



MIAMI GAME-BY-GAME

				Total		3-Pointers		Free throws		Rebounds											
Opponent	Date	Score		FG-FGA	PCT	3FG-3FGA	PCT	FT-FTA	PCT	OFF	DEF	TOT	AVG	PF	A	TO	BLK	STL	PTS	AVG	
Jackson St.	11/09/2021	72-67	W	23-63	.365	11-33	.333	15-21	.714	15	36	51	51.0	24	19	19	7	7	72	72.0	
Bethune-Cookman	11/12/2021	55-43	W	19-59	.322	8-24	.333	9-17	.529	22	29	51	51.0	23	14	28	7	8	55	63.5	
Stetson	11/14/2021	54-39	W	19-53	.358	4-20	.200	12-19	.632	15	28	43	48.3	9	14	20	4	7	54	60.3	
Fla. Atlantic	11/18/2021	56-46	W	21-67	.313	4-25	.160	10-15	.667	19	20	39	46.0	20	6	17	3	12	56	59.3	
vs Washington St.	11/25/2021	47-62	L	16-54	.296	4-19	.211	11-16	.688	13	15	28	42.4	12	7	16	1	11	47	56.8	
vs Indiana	11/27/2021	51-53	L	20-59	.339	5-18	.278	6-12	.500	5	23	28	40.0	25	11	12	1	15	51	55.8	
at Maryland	12/02/2021	74-82	L	26-58	.448	9-19	.474	13-16	.813	7	15	22	37.4	24	15	12	1	9	74	58.4	
Tulane	12/05/2021	70-63	W	24-57	.421	7-24	.292	15-18	.833	15	26	41	37.9	16	15	16	6	9	70	59.9	
Ark.-Pine Bluff	12/06/2021	78-65	W	32-66	.485	5-22	.227	9-16	.563	15	26	41	38.2	22	20	19	1	13	78	61.9	
Robert Morris	12/12/2021	86-45	W	35-69	.507	8-23	.348	8-8	1.000	19	38	57	40.1	14	19	21	3	10	86	64.3	
Wake Forest	01/06/2022	46-47	L	16-57	.281	4-18	.222	10-16	.625	11	24	35	39.6	15	10	10	6	11	46	62.6	
NC State	01/09/2022	64-76	L	24-66	.364	9-26	.346	7-9	.778	21	17	38	39.5	16	12	14	4	8	64	62.8	
at Clemson	01/13/2022	69-60	W	30-57	.526	4-12	.333	5-9	.556	12	24	36	39.2	19	12	23	1	8	69	63.2	
Georgia Tech	01/16/2022	46-45	W	19-48	.396	4-16	.250	4-7	.571	3	28	31	38.6	18	11	15	3	10	46	62.0	
Duke	01/18/2022	49-58	L	18-58	.310	4-13	.308	9-11	.818	10	25	35	38.4	14	8	14	4	9	49	61.1	
at Florida St.	01/20/2022	59-52	W	19-57	.333	11-31	.355	10-17	.588	19	28	47	38.9	18	10	20	4	11	59	61.0	
at Boston College	01/23/2022	66-79	L	26-52	.500	2-13	.154	12-18	.667	9	17	26	38.2	20	16	17	4	13	66	61.3	
Total		1042		387-1000	.387	103-356	.289	165-245	.673	230	419	649	38.2	309	219	293	60	171	1042	61.3	
Opponents		982		357-917	.389	80-284	.282	188-281	.669	183	405	588	34.6	269	205	319	67	128	982	57.8	

Miami (FL) Averages

Games Played	Points/game	FG Pct	3FG Pct	FT Pct	Rebounds/game	Assists/game	Turnovers/game	Assist/Turnover ratio	Steals/game	Blocks/game
17	61.3	38.7	28.9	67.3	38.2	12.9	17.2	0.7	10.1	3.5



OPPONENT GAME-BY-GAME

				Total		3-Pointers		Free throws		Rebounds											
Opponent	Date	Score		FG-FGA	PCT	3FG-3FGA	PCT	FT-FTA	PCT	OFF	DEF	TOT	AVG	PF	A	TO	BLK	STL	PTS	AVG	
Jackson St.	11/09/2021	72-67	W	25-66	.379	3-13	.231	14-22	.636	12	28	40	40.0	21	15	15	4	8	67	67.0	
Bethune-Cookman	11/12/2021	55-43	W	13-55	.236	4-19	.211	13-22	.591	16	18	34	37.0	16	8	19	10	9	43	55.0	
Stetson	11/14/2021	54-39	W	14-53	.264	7-21	.333	4-5	.800	12	22	34	36.0	19	9	21	0	9	39	49.7	
Fla. Atlantic	11/18/2021	56-46	W	15-40	.375	5-17	.294	11-18	.611	6	28	34	35.5	19	9	28	3	4	46	48.8	
vs Washington St.	11/25/2021	47-62	L	24-52	.462	4-14	.286	10-13	.769	13	26	39	36.2	12	11	25	6	10	62	51.4	
vs Indiana	11/27/2021	51-53	L	20-44	.455	2-9	.222	11-21	.524	7	36	43	37.3	18	10	24	1	4	53	51.7	
at Maryland	12/02/2021	74-82	L	27-59	.458	3-12	.250	25-34	.735	21	27	48	38.9	14	13	16	4	4	82	56.0	
Tulane	12/05/2021	70-63	W	24-63	.381	8-23	.348	7-10	.700	15	19	34	38.3	16	22	16	1	9	63	56.9	
Ark.-Pine Bluff	12/06/2021	78-65	W	24-55	.436	2-14	.143	15-17	.882	5	21	26	36.9	16	11	21	5	7	65	57.8	
Robert Morris	12/12/2021	86-45	W	16-55	.291	5-21	.238	8-15	.533	5	14	19	35.1	15	7	18	0	11	45	56.5	
Wake Forest	01/06/2022	46-47	L	17-52	.327	5-16	.313	8-15	.533	12	32	44	35.9	19	7	18	5	8	47	55.6	
NC State	01/09/2022	64-76	L	29-53	.547	8-18	.444	10-12	.833	7	21	28	35.3	11	21	13	8	8	76	57.3	
at Clemson	01/13/2022	69-60	W	25-52	.481	4-17	.235	6-11	.545	6	17	23	34.3	16	9	21	3	12	60	57.5	
Georgia Tech	01/16/2022	46-45	W	16-56	.286	2-13	.154	11-12	.917	13	27	40	34.7	11	12	15	4	5	45	56.6	
Duke	01/18/2022	49-58	L	22-52	.423	5-24	.208	9-15	.600	9	31	40	35.1	14	16	16	5	6	58	56.7	
at Florida St.	01/20/2022	59-52	W	16-50	.320	4-17	.235	16-25	.640	10	20	30	34.8	15	10	16	5	10	52	56.4	
at Boston College	01/23/2022	66-79	L	30-60	.500	9-16	.563	10-14	.714	14	18	32	34.6	17	15	17	3	4	79	57.8	
Total		982		357-917	.389	80-284	.282	188-281	.669	183	405	588	34.6	269	205	319	67	128	982	57.8	
Miami (FL)		1042		387-1000	.387	103-356	.289	165-245	.673	230	419	649	38.2	309	219	293	60	171	1042	61.3	

Opponents Averages

Games Played	Points/game	FG Pct	3FG Pct	FT Pct	Rebounds/game	Assists/game	Turnovers/game	Assist/Turnover ratio	Steals/game	Blocks/game
17	57.8	38.9	28.2	66.9	34.6	12.1	18.8	0.6	7.5	3.9



INDIVIDUAL GAME HIGHS

Miami (FL) - Individual Game Highs

POINTS	24	Kelsey Marshall at Maryland (12/02/2021)
	21	Kelsey Marshall at Florida St. (01/20/2022)
	20	Kelsey Marshall vs Indiana (N) (11/27/2021)
	19	Maeva Djaldi-Tabdi vs Duke (01/18/2022)
	19	Kelsey Marshall vs Ark.-Pine Bluff (12/06/2021)
	19	Kelsey Marshall vs Tulane (12/05/2021)
FIELD GOALS MADE	19	Kelsey Marshall vs Jackson St. (11/09/2021)
	8	Kelsey Marshall vs Indiana (N) (11/27/2021)
	7	Kelsey Marshall at Florida St. (01/20/2022)
	7	Maeva Djaldi-Tabdi vs Duke (01/18/2022)
	7	Lola Pendande at Clemson (01/13/2022)
	7	Kelsey Marshall vs NC State (01/09/2022)
FIELD GOAL ATTEMPTS	7	Ja'Leah Williams vs Ark.-Pine Bluff (12/06/2021)
	7	Kelsey Marshall vs Tulane (12/05/2021)
	7	Kelsey Marshall at Maryland (12/02/2021)
	19	Kelsey Marshall at Florida St. (01/20/2022)
	19	Kelsey Marshall at Maryland (12/02/2021)
	19	Kelsey Marshall vs Indiana (N) (11/27/2021)
FIELD GOAL PERCENTAGE (min 5 made)	.875	(7-8) Lola Pendande at Clemson (01/13/2022)
	.857	(6-7) Karla Erjavec vs Robert Morris (12/12/2021)
3 PT FG MADE	5	Kelsey Marshall at Florida St. (01/20/2022)
	5	Kelsey Marshall vs Tulane (12/05/2021)
	5	Kelsey Marshall at Maryland (12/02/2021)
	5	Kelsey Marshall vs Jackson St. (11/09/2021)
3 PT FG ATTEMPTS	14	Kelsey Marshall at Florida St. (01/20/2022)
	12	Kelsey Marshall at Maryland (12/02/2021)
	12	Kelsey Marshall vs Jackson St. (11/09/2021)
3 PT FG PERCENTAGE (min 2 made)	.750	(3-4) Karla Erjavec at Maryland (12/02/2021)
	.667	(2-3) Mykea Gray vs Robert Morris (12/12/2021)
	.667	(2-3) Karla Erjavec vs Robert Morris (12/12/2021)
	.667	(2-3) Karla Erjavec vs Bethune-Cookman (11/12/2021)
FREE THROWS MADE	7	Kelsey Marshall vs Wake Forest (01/06/2022)
	7	Lashae Dwyer at Maryland (12/02/2021)
FREE THROW ATTEMPTS	8	Lola Pendande at Boston College (01/23/2022)
	8	Kelsey Marshall vs Wake Forest (01/06/2022)
FREE THROW PERCENTAGE (min 3 made)	1.000	(7-7) Lashae Dwyer at Maryland (12/02/2021)
	1.000	(4-4) Moulayna Johnson Sidi Baba vs Robert Morris (12/12/2021)
	1.000	(4-4) Ja'Leah Williams vs Tulane (12/05/2021)
	1.000	(4-4) Lashae Dwyer vs Tulane (12/05/2021)
REBOUNDS	15	Lola Pendande vs Robert Morris (12/12/2021)
	10	Moulayna Johnson Sidi Baba vs Wake Forest (01/06/2022)
ASSISTS	7	Ja'Leah Williams vs Ark.-Pine Bluff (12/06/2021)
	6	Kelsey Marshall at Maryland (12/02/2021)
	6	Kelsey Marshall vs Stetson (11/14/2021)
	6	Mykea Gray vs Jackson St. (11/09/2021)
STEALS	8	Lashae Dwyer vs Fla. Atlantic (11/18/2021)
	6	Ja'Leah Williams vs Ark.-Pine Bluff (12/06/2021)
BLOCKED SHOTS	4	Lola Pendande at Boston College (01/23/2022)
	4	Lola Pendande vs Jackson St. (11/09/2021)
TURNOVERS	6	Kelsey Marshall vs Georgia Tech (01/16/2022)
	6	Karla Erjavec vs Tulane (12/05/2021)
FOULS	5	Maeva Djaldi-Tabdi vs Duke (01/18/2022)
	5	Naomi Mbandu at Maryland (12/02/2021)
	5	Lola Pendande vs Indiana (N) (11/27/2021)
	5	Maeva Djaldi-Tabdi vs Fla. Atlantic (11/18/2021)

Opponent - Individual Game Highs

POINTS	26	Angel Reese at Maryland (12/02/2021)
	24	Delicia Washington at Clemson (01/13/2022)
	23	Taylor Soule at Boston College (01/23/2022)
	22	Ashley Owusu at Maryland (12/02/2021)
	19	Elissa Cunane vs NC State (01/09/2022)
	19	Sol Castro vs Robert Morris (12/12/2021)
FIELD GOALS MADE	10	Taylor Soule at Boston College (01/23/2022)
	10	Delicia Washington at Clemson (01/13/2022)
	10	Angel Reese at Maryland (12/02/2021)
FIELD GOAL ATTEMPTS	19	Ameshya Williams vs Jackson St. (11/09/2021)
	16	Jewel Spear vs Wake Forest (01/06/2022)
FIELD GOAL PERCENTAGE (min 5 made)	.800	(8-10) Elissa Cunane vs NC State (01/09/2022)
	.714	(10-14) Taylor Soule at Boston College (01/23/2022)
	.714	(10-14) Delicia Washington at Clemson (01/13/2022)
	.714	(10-14) Angel Reese at Maryland (12/02/2021)
3 PT FG MADE	4	Marnelle Garraud at Boston College (01/23/2022)
	4	Yazz Wazeerud-Din vs Stetson (11/14/2021)
3 PT FG ATTEMPTS	9	Miela Goodchild vs Duke (01/18/2022)
	9	Tatum Hayes vs Bethune-Cookman (11/12/2021)
3 PT FG PERCENTAGE (min 2 made)	1.000	(3-3) Delicia Washington at Clemson (01/13/2022)
	.750	(3-4) Kayla Jones vs NC State (01/09/2022)
FREE THROWS MADE	12	Ashley Owusu at Maryland (12/02/2021)
	7	Sol Castro vs Robert Morris (12/12/2021)
FREE THROW ATTEMPTS	14	Ashley Owusu at Maryland (12/02/2021)
	12	Sol Castro vs Robert Morris (12/12/2021)
	12	Angel Reese at Maryland (12/02/2021)
FREE THROW PERCENTAGE (min 3 made)	1.000	(4-4) Lorela Cubaj vs Georgia Tech (01/16/2022)
	1.000	(4-4) Katie Benzan at Maryland (12/02/2021)
	1.000	(4-4) Bella Murekatete vs Washington St. (N) (11/25/2021)
	1.000	(4-4) Janeta Rozentale vs Fla. Atlantic (11/18/2021)
	1.000	(3-3) Elissa Cunane vs NC State (01/09/2022)
	1.000	(3-3) Camille Hobby vs NC State (01/09/2022)
	1.000	(3-3)
REBOUNDS	15	Angel Reese at Maryland (12/02/2021)
	14	Charlisse Leger-Walker vs Washington St. (N) (11/25/2021)
ASSISTS	10	Arsula Clark vs Tulane (12/05/2021)
	10	Keshuna Luckett vs Jackson St. (11/09/2021)
STEALS	4	Hannah Hank at Clemson (01/13/2022)
	4	Diamond Johnson vs NC State (01/09/2022)
	4	Krystal Freeman vs Tulane (12/05/2021)
	4	Johanna Teder vs Washington St. (N) (11/25/2021)
	4	Imani Reid vs Bethune-Cookman (11/12/2021)
BLOCKED SHOTS	5	Khadjah Brown vs Ark.-Pine Bluff (12/06/2021)
	4	Elissa Cunane vs NC State (01/09/2022)
	4	Bella Murekatete vs Washington St. (N) (11/25/2021)
TURNOVERS	8	Moon Ursin vs Tulane (12/05/2021)
	8	Grace Berger vs Indiana (N) (11/27/2021)
FOULS	5	Shayean Day-Wilson vs Duke (01/18/2022)
	5	Sol Castro vs Robert Morris (12/12/2021)
	5	Dayzsha Rogan vs Jackson St. (11/09/2021)



TEAM GAME HIGHS/LOWS

Miami (FL) - Game Highs

POINTS	86	Robert Morris (12/12/2021)
	78	Ark.-Pine Bluff (12/06/2021)
	74	at Maryland (12/02/2021)
	72	Jackson St. (11/09/2021)
	70	Tulane (12/05/2021)
FIELD GOALS MADE	35	Robert Morris (12/12/2021)
	32	Ark.-Pine Bluff (12/06/2021)
FIELD GOAL ATTEMPTS	69	Robert Morris (12/12/2021)
	67	Fla. Atlantic (11/18/2021)
FIELD GOAL PERCENTAGE	.526 (30-57)	at Clemson (01/13/2022)
	.507 (35-69)	Robert Morris (12/12/2021)
3 PT FG MADE	11	at Florida St. (01/20/2022)
	11	Jackson St. (11/09/2021)
3 PT FG ATTEMPTS	33	Jackson St. (11/09/2021)
	31	at Florida St. (01/20/2022)
3 PT FG PERCENTAGE	.474 (9-19)	at Maryland (12/02/2021)
	.355 (11-31)	at Florida St. (01/20/2022)
FREE THROWS MADE	15	Tulane (12/05/2021)
	15	Jackson St. (11/09/2021)
FREE THROW ATTEMPTS	21	Jackson St. (11/09/2021)
	19	Stetson (11/14/2021)
FREE THROW PERCENTAGE	1.000 (8-8)	Robert Morris (12/12/2021)
	.833 (15-18)	Tulane (12/05/2021)
REBOUNDS	57	Robert Morris (12/12/2021)
	51	Bethune-Cookman (11/12/2021)
	51	Jackson St. (11/09/2021)
ASSISTS	20	Ark.-Pine Bluff (12/06/2021)
	19	Robert Morris (12/12/2021)
	19	Jackson St. (11/09/2021)
STEALS	15	vs Indiana (N) (11/27/2021)
	13	at Boston College (01/23/2022)
	13	Ark.-Pine Bluff (12/06/2021)
BLOCKED SHOTS	7	Bethune-Cookman (11/12/2021)
	7	Jackson St. (11/09/2021)
TURNOVERS	28	Bethune-Cookman (11/12/2021)
	23	at Clemson (01/13/2022)
FOULS	25	vs Indiana (N) (11/27/2021)
	24	at Maryland (12/02/2021)
	24	Jackson St. (11/09/2021)

Miami (FL) - Game Lows

POINTS	46	Georgia Tech (01/16/2022)
	46	Wake Forest (01/06/2022)
	47	vs Washington St. (N) (11/25/2021)
	49	Duke (01/18/2022)
	51	vs Indiana (N) (11/27/2021)
FIELD GOALS MADE	16	Wake Forest (01/06/2022)
	16	vs Washington St. (N) (11/25/2021)
FIELD GOAL ATTEMPTS	48	Georgia Tech (01/16/2022)
	52	at Boston College (01/23/2022)
FIELD GOAL PERCENTAGE	.281 (16-57)	Wake Forest (01/06/2022)
	.296 (16-54)	vs Washington St. (N) (11/25/2021)
3 PT FG MADE	2	at Boston College (01/23/2022)
	4	Duke (01/18/2022)
	4	Georgia Tech (01/16/2022)
	4	at Clemson (01/13/2022)
	4	Wake Forest (01/06/2022)
	4	vs Washington St. (N) (11/25/2021)
	4	Fla. Atlantic (11/18/2021)
	4	Stetson (11/14/2021)
3 PT FG ATTEMPTS	12	at Clemson (01/13/2022)
	13	at Boston College (01/23/2022)
	13	Duke (01/18/2022)
3 PT FG PERCENTAGE	.154 (2-13)	at Boston College (01/23/2022)
	.160 (4-25)	Fla. Atlantic (11/18/2021)
FREE THROWS MADE	4	Georgia Tech (01/16/2022)
	5	at Clemson (01/13/2022)
FREE THROW ATTEMPTS	7	Georgia Tech (01/16/2022)
	8	Robert Morris (12/12/2021)
FREE THROW PERCENTAGE	.500 (6-12)	vs Indiana (N) (11/27/2021)
	.529 (9-17)	Bethune-Cookman (11/12/2021)
REBOUNDS	22	at Maryland (12/02/2021)
	26	at Boston College (01/23/2022)
ASSISTS	6	Fla. Atlantic (11/18/2021)
	7	vs Washington St. (N) (11/25/2021)
STEALS	7	Stetson (11/14/2021)
	7	Jackson St. (11/09/2021)
BLOCKED SHOTS	1	at Clemson (01/13/2022)
	1	Ark.-Pine Bluff (12/06/2021)
	1	at Maryland (12/02/2021)
	1	vs Indiana (N) (11/27/2021)
	1	vs Washington St. (N) (11/25/2021)
TURNOVERS	10	Wake Forest (01/06/2022)
	12	at Maryland (12/02/2021)
	12	vs Indiana (N) (11/27/2021)
FOULS	9	Stetson (11/14/2021)
	12	vs Washington St. (N) (11/25/2021)

Opponent - Game Highs

POINTS	82	at Maryland (12/02/2021)
	79	at Boston College (01/23/2022)
	76	NC State (01/09/2022)
	67	Jackson St. (11/09/2021)
	65	Ark.-Pine Bluff (12/06/2021)
FIELD GOALS MADE	30	at Boston College (01/23/2022)
	29	NC State (01/09/2022)
FIELD GOAL ATTEMPTS	66	Jackson St. (11/09/2021)
	63	Tulane (12/05/2021)
FIELD GOAL PERCENTAGE	.547 (29-53)	NC State (01/09/2022)
	.500 (30-60)	at Boston College (01/23/2022)
3 PT FG MADE	9	at Boston College (01/23/2022)
	8	NC State (01/09/2022)
	8	Tulane (12/05/2021)
3 PT FG ATTEMPTS	24	Duke (01/18/2022)
	23	Tulane (12/05/2021)
3 PT FG PERCENTAGE	.563 (9-16)	at Boston College (01/23/2022)
	.444 (8-18)	NC State (01/09/2022)
FREE THROWS MADE	25	at Maryland (12/02/2021)
	16	at Florida St. (01/20/2022)
FREE THROW ATTEMPTS	34	at Maryland (12/02/2021)
	25	at Florida St. (01/20/2022)
FREE THROW PERCENTAGE	.917 (11-12)	Georgia Tech (01/16/2022)
	.882 (15-17)	Ark.-Pine Bluff (12/06/2021)
REBOUNDS	48	at Maryland (12/02/2021)
	44	Wake Forest (01/06/2022)
ASSISTS	22	Tulane (12/05/2021)
	21	NC State (01/09/2022)
STEALS	12	at Clemson (01/13/2022)
	11	Robert Morris (12/12/2021)
BLOCKED SHOTS	10	Bethune-Cookman (11/12/2021)
	8	NC State (01/09/2022)
TURNOVERS	28	Fla. Atlantic (11/18/2021)
	25	vs Washington St. (N) (11/25/2021)
FOULS	21	Jackson St. (11/09/2021)
	19	Wake Forest (01/06/2022)
	19	Fla. Atlantic (11/18/2021)
	19	Stetson (11/14/2021)

Opponent - Game Lows

POINTS	39	Stetson (11/14/2021)
	43	Bethune-Cookman (11/12/2021)
	45	Georgia Tech (01/16/2022)
	45	Robert Morris (12/12/2021)
	46	Fla. Atlantic (11/18/2021)
FIELD GOALS MADE	13	Bethune-Cookman (11/12/2021)
	14	Stetson (11/14/2021)
FIELD GOAL ATTEMPTS	40	Fla. Atlantic (11/18/2021)
	44	vs Indiana (N) (11/27/2021)
FIELD GOAL PERCENTAGE	.236 (13-55)	Bethune-Cookman (11/12/2021)
	.264 (14-53)	Stetson (11/14/2021)
3 PT FG MADE	2	Georgia Tech (01/16/2022)
	2	Ark.-Pine Bluff (12/06/2021)
	2	vs Indiana (N) (11/27/2021)
3 PT FG ATTEMPTS	9	vs Indiana (N) (11/27/2021)
	12	at Maryland (12/02/2021)
3 PT FG PERCENTAGE	.143 (2-14)	Ark.-Pine Bluff (12/06/2021)
	.154 (2-13)	Georgia Tech (01/16/2022)
FREE THROWS MADE	4	Stetson (11/14/2021)
	6	at Clemson (01/13/2022)
FREE THROW ATTEMPTS	5	Stetson (11/14/2021)
	10	Tulane (12/05/2021)
FREE THROW PERCENTAGE	.524 (11-21)	vs Indiana (N) (11/27/2021)
	.533 (8-15)	Wake Forest (01/06/2022)
	.533 (8-15)	Robert Morris (12/12/2021)
REBOUNDS	19	Robert Morris (12/12/2021)
	23	at Clemson (01/13/2022)
ASSISTS	7	Wake Forest (01/06/2022)
	7	Robert Morris (12/12/2021)
STEALS	4	at Boston College (01/23/2022)
	4	at Maryland (12/02/2021)
	4	vs Indiana (N) (11/27/2021)
	4	Fla. Atlantic (11/18/2021)
BLOCKED SHOTS	0	Robert Morris (12/12/2021)
	0	Stetson (11/14/2021)
TURNOVERS	13	NC State (01/09/2022)
	15	Georgia Tech (01/16/2022)
	15	Jackson St. (11/09/2021)
FOULS	11	Georgia Tech (01/16/2022)
	11	NC State (01/09/2022)



POINTS-REBOUNDS-ASSISTS

Opponent	Date	Score		1	3	4	5	12	13	20	21	22	23	25
				JOHNSON SI	HARDEN,DES	ROBERTS,JA	GRAY,MYKEA	WILLIAMS,J	DWYER,LASH	MARSHALL,K	PENDANDE,L	OKAFOR,CHI	FRAILE RUI	ERJAVEC,KA
Jackson St.	11/09/2021	72-67	W	3-5-1	DNP	0-0-0	6-4-6	3-3-2	5-1-1	19-6-3	12-7-2	2-2-0	DNP	3-3-1
Bethune-Cookman	11/12/2021	55-43	W	3-9-0	DNP	0-2-0	12-2-4	1-4-1	2-4-0	11-3-3	6-7-1	0-1-0	DNP	8-2-2
Stetson	11/14/2021	54-39	W	2-4-0	DNP	DNP	9-3-2	2-4-0	0-1-2	7-8-6	8-5-0	0-0-1	DNP	9-3-1
Fla. Atlantic	11/18/2021	56-46	W	4-5-0	DNP	DNP	7-1-2	3-3-0	9-2-0	14-2-2	6-6-0	0-1-0	DNP	5-4-1
vs Washington St.	11/25/2021	47-62	L	6-2-1	DNP	0-1-0	8-5-1	5-3-1	1-2-1	7-1-3	9-4-0	DNP	DNP	11-1-0
vs Indiana	11/27/2021	51-53	L	0-1-1	DNP	2-1-1	0-1-1	5-3-1	0-1-0	20-4-1	8-5-1	1-2-0	DNP	5-3-3
at Maryland	12/02/2021	74-82	L	0-2-0	DNP	0-0-0	0-3-0	8-1-3	11-4-1	24-1-6	4-1-0	0-0-0	DNP	13-5-3
Tulane	12/05/2021	70-63	W	0-7-1	DNP	0-2-0	DNP	15-5-2	10-1-0	19-4-3	6-9-2	DNP	DNP	12-1-5
Ark.-Pine Bluff	12/06/2021	78-65	W	0-1-0	DNP	4-2-1	DNP	14-5-7	8-5-2	19-5-0	11-5-1	0-0-0	DNP	6-3-5
Robert Morris	12/12/2021	86-45	W	6-4-0	DNP	9-4-2	6-4-1	6-4-1	15-6-5	5-2-4	10-15-1	DNP	4-1-1	14-2-2
Wake Forest	01/06/2022	46-47	L	1-10-1	0-1-0	0-0-0	6-0-0	10-2-2	4-1-0	12-2-3	2-5-0	DNP	0-0-0	6-4-2
NC State	01/09/2022	64-76	L	2-2-0	8-4-0	DNP	8-0-2	15-5-3	2-2-1	17-2-5	0-4-0	DNP	DNP	0-3-1
at Clemson	01/13/2022	69-60	W	4-6-1	10-1-2	7-7-0	DNP	6-4-1	DNP	6-5-2	16-4-1	DNP	0-0-0	7-1-4
Georgia Tech	01/16/2022	46-45	W	0-5-1	0-1-1	0-0-0	0-0-3	9-6-0	6-0-1	12-5-0	6-2-1	DNP	DNP	3-5-3
Duke	01/18/2022	49-58	L	0-6-0	0-2-0	0-0-0	2-1-0	8-2-0	1-4-1	15-4-4	0-5-0	DNP	DNP	4-3-2
at Florida St.	01/20/2022	59-52	W	3-2-1	10-5-0	2-3-0	10-4-0	5-6-2	0-0-0	21-5-2	5-9-0	DNP	0-0-0	3-2-5
at Boston College	01/23/2022	66-79	L	0-0-0	10-5-2	0-0-2	1-0-0	12-5-3	3-1-1	10-3-2	13-6-2	DNP	DNP	11-1-4

Opponent	Date	Score		33	35
				DJALDI-TAB	MBANDU,NAO
Jackson St.	11/09/2021	72-67	W	12-5-1	7-8-2
Bethune-Cookman	11/12/2021	55-43	W	4-5-1	8-4-2
Stetson	11/14/2021	54-39	W	10-4-0	7-6-2
Fla. Atlantic	11/18/2021	56-46	W	4-1-0	4-9-1
vs Washington St.	11/25/2021	47-62	L	0-0-0	0-3-0
vs Indiana	11/27/2021	51-53	L	3-4-0	7-2-2
at Maryland	12/02/2021	74-82	L	13-2-0	1-2-2
Tulane	12/05/2021	70-63	W	2-8-2	6-2-0
Ark.-Pine Bluff	12/06/2021	78-65	W	7-6-1	9-4-3
Robert Morris	12/12/2021	86-45	W	8-4-0	3-4-2
Wake Forest	01/06/2022	46-47	L	5-3-1	0-2-1
NC State	01/09/2022	64-76	L	12-5-0	0-2-0
at Clemson	01/13/2022	69-60	W	13-5-1	0-1-0
Georgia Tech	01/16/2022	46-45	W	5-1-1	5-2-0
Duke	01/18/2022	49-58	L	19-5-1	0-0-0
at Florida St.	01/20/2022	59-52	W	0-5-0	0-1-0
at Boston College	01/23/2022	66-79	L	6-1-0	0-1-0

BOX SCORES



Official Basketball Box Score - Final
Jackson St. at Miami (FL)
11/09/21 Watson Center, Coral Gables, Fla.
2021-22 Women's Basketball

Game Time: 4:00 PM
Game Duration: 2:02
Attendance: 1,102

Officials: Tara Cruise, Meadow Overstreet, Kevin Sparrock

Jackson St. - 67

Record: 0-1

NO.	Name		Min	FG		3P	FT	Rebounds		Fouls	TP	AS	TO	ST	Blocks		B/S	+/-
				M-A	M-A			OR	DR						TOT	BS		
0	Daja Woodard	F	24:40	1-7	0-3	0-0	0-0	2	2	3	0	2	0	0	0	0	0	-3
4	Amesha Williams	C	24:01	9-19	0-0	0-0	0-0	2	7	9	2	5	18	0	0	3	2	-7
1	Titan Boler	G	10:10	1-2	0-0	1-1	1	1	2	0	1	3	0	0	0	0	0	-8
10	Keshuna Luckett	G	32:47	2-6	1-2	3-6	1	4	5	2	7	8	10	4	1	0	1	0
24	Dayzsha Rogan	G	32:39	7-12	2-3	1-2	3	3	6	5	3	17	0	3	3	0	2	-2
12	Janyiah Covington		19:51	2-7	0-2	5-7	0	0	0	2	4	9	2	2	0	0	0	0
21	LaMiracle Sims		22:22	1-6	0-0	0-0	3	2	5	3	0	2	2	2	0	0	2	-6
2	Myia Crump		28:50	2-7	0-3	4-6	0	5	5	2	3	8	1	2	1	2	0	5
23	Ja'Leah Hickmon		01:33	0-0	0-0	0-0	0	1	1	1	0	0	0	0	0	0	0	-5
25	Alexis Roberts		03:07	0-0	0-0	0-0	0	0	0	1	0	0	0	0	0	0	0	-1
Team								2	3	5			0		0			
Totals				25:66	3-13	14-22	12	28	40	21	23	67	15	15	8	4	7	-5

Technical Fouls:NONE

Shooting By Period	
1st FG%	5-17 29.4%
3PT%	1-4 25.0%
FT%	4-6 66.7%
2nd FG%	7-11 63.6%
3PT%	1-4 25.0%
FT%	2-5 40%
3rd FG%	6-21 28.6%
3PT%	0-2 0.0%
FT%	5-7 71.4%
4th FG%	7-17 41.2%
3PT%	1-3 33.3%
FT%	3-4 75%
GM FG%	25-66 37.9%
3PT%	3-13 23.1%
FT%	14-22 63.6%

Dead Ball Rebounds: 1.0

Miami (FL) - 72

Record: 1-0

NO.	Name		Min	FG		3P	FT	Rebounds		Fouls	TP	AS	TO	ST	Blocks		+/-	
				M-A	M-A	M-A	OR	DR	OT	BS					BA			
21	Lola Pendande	F	21:21	5-10	0-0	2-3	4	3	7	4	2	12	2	4	0	0	3	
35	Naomi Mbandu	F	30:44	2-9	1-3	2-3	2	6	8	2	5	7	2	5	0	0	1	
5	Mykea Gray	G	25:22	2-6	2-5	0-0	1	3	4	2	5	6	6	1	0	0	0	
20	Kelsey Marshall	G	29:22	6-15	5-12	2-2	0	6	6	4	2	19	3	0	1	0	0	
25	Karla Erjavac	G	18:31	0-3	0-2	3-4	0	3	3	2	2	3	1	1	2	0	1	
1	Moulayna Johnson Sidi Baba		20:24	1-3	0-2	1-2	1	4	5	0	1	3	1	0	1	0	-1	
12	Ja'Leah Williams		17:49	0-1	0-1	3-4	1	2	3	2	2	3	2	4	3	1	0	6
33	Maeva Djaldi-Tabdi		21:10	5-10	2-5	0-0	2	3	5	4	0	12	1	3	0	2	-2	
13	Lashae Dwyer		07:30	1-4	1-3	2-3	1	0	1	3	2	5	1	0	0	0	0	9
22	Chiso Okalo		05:12	1-2	0-0	0-0	0	2	2	1	0	2	0	0	0	0	1	3
4	Jasmyne Roberts		02:35	0-0	0-0	0-0	0	0	0	0	0	0	0	1	0	0	-4	
Team								3	4	7		0		0				
Totals				23:63	11-33	15-21	15	36	51	24	21	72	19	19	7	4	5	

Technical Fouls:Djaldi-Tabdi 4th 4:03

Shooting By Period	
1st FG%	7-13 53.8%
3PT%	4-7 57.1%
FT%	9-12 75%
2nd FG%	6-18 33.3%
3PT%	2-9 22.2%
FT%	0-0 0%
3rd FG%	5-15 33.3%
3PT%	2-7 28.6%
FT%	3-5 60%
4th FG%	5-17 29.4%
3PT%	3-10 30.0%
FT%	3-4 75%
GM FG%	23-63 36.5%
3PT%	11-33 33.3%
FT%	15-21 71.4%

Dead Ball Rebounds: 3.0

JSU		MIA	
Biggest lead	2 (1 st 8:17)	17 (2 nd 8:21)	
Best Scoring Run	12 (4 th 2:20)	8 (1 st 5:43)	
Lead Changes	2	10	11
Times Tied	1		
Time with Lead	00:15	38:33	

Points from Turnovers	JSU	MIA
Paint	36	22
Second Chance	10	11
Fast Breaks	9	11
Bench	19	25

Period by Period Scoring	1st	2nd	3rd	4th	TOT
JSU	15	17	17	18	67
MIA	27	14	15	16	72



Official Basketball Box Score - Final
Stetson at Miami (FL)
11/14/21 Watson Center, Coral Gables, Fla.
2021-22 Women's Basketball

Game Time: 2:00 PM
Game Duration: 2:30
Attendance: 1,006

Officials: Edward Sidasky, Ronald Ledington, Alexis Perez

Stetson - 39

Record: 1-1

NO.	Name		Min	FG		3P	FT	Rebounds		Fouls	TP	AS	TO	ST	Blocks		+/-
				M-A	M-A			OR	DR						BS	BA	
12	Ayanna Dublin	F	32:30	1-4	0-0	0-0	0-0	2	1	3	2	0	3	2	0	1	-15
14	Mai Morgan-Elliott	F	21:17	2-10	1-3	1-2	0	6	6	4	2	6	0	0	1	0	-8
5	Kiya Turner	G	31:07	1-8	0-1	0-0	1	2	3	1	1	2	0	3	0	0	-17
23	Khamya McNeal	G	09:58	1-2	0-0	0-0	0	1	1	3	0	2	2	4	1	0	-2
33	Maddie Novak	G	15:49	1-5	1-3	0-0	0	1	1	1	0	3	1	0	0	1	-10
4	Jamiya Turner		23:07	0-6	0-3	0-0	2	4	6	3	1	0	1	4	1	0	-8
13	Yazze Waceerud-Din		34:33	6-12	4-6	2-2	1	2	3	0	1	18	0	2	1	0	-7
2	Alyssa Hargrove		18:21	1-4	1-4	0-0	0	0	0	3	2	3	0	2	1	0	-5
24	Tatiana Streun		13:18	1-2	0-1	1-1	1	1	2	2	2	3	2	0	2	0	-3
Team								5	4	9		0		3			
Totals				14:53	7-21	4-5	12	22	34	19	9	39	9	21	9	0	-15

Technical Fouls:NONE

Shooting By Period	
1st FG%	4-14 28.6%
3PT%	2-5 40.0%
FT%	1-2 50%
2nd FG%	4-13 30.8%
3PT%	1-7 14.3%
FT%	1-1 100%
3rd FG%	3-13 23.1%
3PT%	1-3 33.3%
FT%	2-2 100%
4th FG%	3-13 23.1%
3PT%	3-6 50.0%
FT%	0-0 0%
GM FG%	14-53 26.4%
3PT%	7-21 33.3%
FT%	4-5 80.0%

Dead Ball Rebounds: 0.0

Miami (FL) - 54

Record: 3-0

NO.	Name		Min	FG	3P	FT	Rebounds		Fouls	TP	AS	TO	ST	Blocks	BS	+/-		
				M-A	M-A	M-A	OR	DR	TOT									
21	Lola Pendande	F	18:32	4-4	0-0	0-0	1	4	5	3	1	8	0	3	1	0	9	
35	Naomi Mbandu	F	22:35	3-5	0-0	1-2	4	2	6	1	3	7	2	2	1	0	13	
5	Mykea Gray	G	30:39	3-9	1-3	2-2	0	3	3	1	3	9	2	4	0	0	18	
20	Kelsey Marshall	G	33:05	2-10	1-4	2-2	1	7	8	0	2	7	6	4	1	0	7	
25	Karla Erjavac	G	33:08	3-7	2-5	1-2	1	2	3	3	2	9	1	1	0	0	7	
33	Maeva Djaldi-Tabdi		20:14	4-7	0-2	2-3	0	4	4	0	4	10	0	3	1	2	0	2
1	Moulayna Johnson Sidi Baba		17:25	0-4	0-2	2-4	3	1	4	1	2	2	0	0	1	0	2	
12	Ja'Leah Williams		12:01	0-5	0-3	2-4	2	2	4	0	2	2	0	0	1	1	0	0
13	Lashae Dwyer		11:07	0-2	0-1	0-0	1	0	1	0	0	0	2	2	1	0	5	
22	Chiso Okalo		01:14	0-0	0-0	0-0	0	0	0	0	0	1	0	0	0	0	4	
Team							2	3	5		0	1						
Totals				19:53	4-20	12-19	15	28	43	9	19	54	14	20	7	4	0	15

Technical Fouls:NONE

Shooting By Period	
1st FG%	1-13 7.7%
3PT%	0-5 0.0%
FT%	4-8 50%
2nd FG%	6-12 50%
3PT%	2-5 40.0%
FT%	2-2 100%
3rd FG%	6-16 37.5%
3PT%	1-6 16.7%
FT%	6-9 66.7%
4th FG%	6-12 50.0%
3PT%	1-4 25.0%
FT%	0-0 0%
GM FG%	19-53 35.8%
3PT%	4-20 20.0%
FT%	12-19 63.2%

Dead Ball Rebounds: 4.0

STE		MIA	
Biggest lead	7 (1 st 1:13)	15 (4 th 0:22)	
Best Scoring Run	8 (3 rd 5:21)	11 (3 rd 8:08)	
Lead Changes	4		
Times Tied	5		
Time with Lead	08:59	23:09	

Points from Turnovers	STE	MIA
Paint	10	26
Second Chance	10	10
Fast Breaks	0	6
Bench	24	14

Period by Period Scoring	1st	2nd	3rd	4th	TOT
STE	11	10	9	9	39
MIA	6	16	19	13	54



Official Basketball Box Score - Final
Bethune-Cookman at Miami (FL)
11/12/21 Watson Center, Coral Gables, Fla.
2021-22 Women's Basketball

Game Time: 7:00 PM
Game Duration: 2:09
Attendance: 1,128

Officials: Talisa Green, Daryl Humphrey, Mark McClemey

Bethune-Cookman - 43

Record: 1-1

NO.	Name		Min	FG		3P	FT	Rebounds		Fouls	TP	AS	TO
-----	------	--	-----	----	--	----	----	----------	--	-------	----	----	----

BOX SCORES



Official Basketball Box Score - Final
Miami (FL) at Washington St.
11/25/21 Baha Mar Convention Center, Nassau
2021-22 Women's Basketball

Game Time: 4:00 PM
Game Duration: 2:12

Officials: Lis Jones, Lauren Niemera, Neorta Williams

Miami (FL) - 47

Record: 4-1

NO. Name	Min	FG		3P	FT	Rebounds		Fouls		TP	AS	TO	ST	Blocks		+/-
		M-A	M-A			OR	DR	PF	FD					BS	BA	
21 Lola Pendande	F 30:26	4-8	0-2	0-0	2	2	4	2	2	8	0	2	3	0	1	-10
35 Naomi Mbandu	F 12:43	0-3	0-1	0-0	2	1	3	1	0	0	0	1	0	0	0	-13
5 Mykea Gray	G 24:30	1-8	1-5	5-6	2	3	5	4	3	8	1	5	0	0	0	-12
20 Kelsey Marshall	G 32:46	3-12	1-5	0-0	1	0	1	0	2	7	2	0	2	0	1	-16
25 Karla Erjavac	G 28:12	4-10	1-3	2-2	0	1	1	1	1	11	0	4	0	0	2	-3
1 Moulayna Johnson Sidi Baba	18:44	2-3	1-2	2-4	0	2	2	0	1	7	1	1	0	0	0	-9
33 Maeva Djaldi-Tabdi	09:34	0-2	0-1	0-0	0	0	0	0	1	0	0	0	0	0	1	-5
12 Ja'Leah Williams	28:57	2-4	0-0	1-2	2	1	3	1	1	5	1	1	2	0	2	-4
13 Lashae Dwyer	12:31	0-3	0-1	1-2	1	0	1	2	1	1	1	2	4	0	0	-5
4 Jasmynne Roberts	01:37	0-1	0-0	0-0	0	1	1	0	0	0	0	0	0	0	0	-5
Team						3	3	6		0						
Totals		16-54	4-20	11-16	13	14	27	11	12	47	6	16	11	1	6	-15

Technical Fouls: NONE

Shooting By Period	
1st FG%	41.7 23.5%
3PT%	0.9 0.0%
FT%	1.2 50%
2nd FG%	5-12 41.7%
3PT%	1-2 50.0%
FT%	5-6 83.3%
3rd FG%	2-13 15.4%
3PT%	1-5 20.0%
FT%	3-6 50%
4th FG%	5-12 41.7%
3PT%	2-4 50.0%
FT%	2-2 100%
GM FG%	16-54 29.6%
GM FT%	4-20 20.0%
FT%	11-16 68.8%

Dead Ball Rebounds: 4 0

Washington St. - 62

Record: 4-0

NO. Name	Min	FG		3P	FT	Rebounds		Fouls		TP	AS	TO	ST	Blocks		+/-
		M-A	M-A			OR	DR	TOT	PF	FD				BS	BA	
55 Bella Murekatete	C 27:00	4-8	0-0	4-4	3 3	6	4	3	12	0	2	1	4	0	0	17
1 Tara Wallack	G 28:25	2-5	1-1	0-0	1 2	3	0	0	5	0	1	0	1	0	1	13
4 Krystal Leger-Walker	G 37:45	4-8	0-3	0-0	2 3	5	1	0	8	4	5	1	0	0	0	19
5 Charisse Leger-Walker	G 40:00	5-12	0-1	3-4	5 10	15	3	6	13	5	6	3	0	0	0	15
21 Johanna Teder	G 33:21	6-10	2-6	1-1	0 6	6	2	1	15	2	6	4	0	0	0	26
14 Jessica Clarke	11:21	2-4	0-0	1-2	0 0	0	0	1	0	5	0	1	1	1	1	0
20 Grace Sarver	15:39	0-0	0-0	1-2	0 1	1	1	1	1	0	2	0	0	0	0	-5
2 Michaela Jones	04:50	1-3	1-2	0-0	0 0	0	0	0	3	0	0	0	0	0	0	-8
3 Emma Nankervis	01:39	0-1	0-0	0-0	1 0	1	0	0	0	0	0	0	0	0	0	-2
Team						1	1	2								
Totals		24-51	4-13	10-13	13	26	39	12	11	62	11	25	10	6	1	15

Technical Fouls: NONE

Shooting By Period	
1st FG%	8-12 66.7%
3PT%	1-2 50.0%
FT%	1-2 50%
2nd FG%	3-15 20.0%
3PT%	1-7 14.3%
FT%	0-0 0%
3rd FG%	10-14 71.4%
3PT%	2-3 66.7%
FT%	3-4 75%
4th FG%	3-10 30.0%
3PT%	0-1 0.0%
FT%	6-7 85.7%
GM FG%	24-51 47.1%
GM FT%	4-13 30.8%
FT%	10-13 76.9%

Dead Ball Rebounds: 3 0

	MIA	WST
Biggest lead	1 (3 rd 9:39)	18 (3 rd 0:22)
Best Scoring Run	9 (2 nd 1:23)	8 (3 rd 7:26)
Lead Changes	2	
Times Tied	2	
Time with Lead	00:30	37:18

Points from Turnovers	MIA	WST
Paint	22	34
Second Chance	8	12
Fast Breaks	6	1
Bench	13	9

Period by Period Scoring					
	1st	2nd	3rd	4th	TOT
MIA	9	16	8	14	47
WST	18	7	25	12	62



Official Basketball Box Score - Final
Indiana at Miami (FL)
11/27/21 Baha Mar Convention Center, Nassau
2021-22 Women's Basketball

Game Time: 8:30 PM
Game Duration: 1:49

Officials: Julie Krommhoek, Natasha Camy, Neorta Williams

Indiana - 53

Record: 5-1

NO. Name		Min	FG		3P	FT	Rebounds		Fouls		TP	AS	TO	ST	Blocks		BS +/-	
			M	A	M	A	OR	DR	TOT	PF	FD							
10	Aleksa Gulbe	F 36:18	5-8	1-3	0-0	1	7	8	4	0	11	0	4	2	0	0	-2	
54	Mackenzie Holmes	F 30:20	4-8	0-0	6-11	4	7	11	2	7	14	0	1	0	1	1	7	
4	Nicole Cardano-Hillary	G 33:57	1-6	0-2	0-2	0	5	5	3	7	2	2	6	0	0	0	2	
14	Ali Patberg	G 36:58	4-9	1-3	4-6	1	3	4	2	5	13	2	3	1	0	0	-7	
34	Grace Berger	G 36:04	5-11	0-1	1-1	0	7	7	2	4	11	3	8	1	0	0	2	
23	Kiandra Browne	10:03	0-0	0-0	0-0	0	4	4	3	0	0	1	2	0	0	0	-5	
22	Chloe Moore-McNeil	11:59	1-2	0-0	0-1	0	1	1	2	2	2	2	0	0	0	0	5	
1	Kaitlin Petersen	00:39	0-0	0-0	0-0	0	0	0	0	0	0	0	0	0	0	0	4	
3	Grace Waggoner	03:42	0-0	0-0	0-0	0	1	1	0	0	0	0	0	0	0	0	4	
Team							1	1	2									
Totals				20-44	2-9	11-21	7	36	43	18	25	53	10	24	4	1	1	2

Technical Fouls: NONE

Shooting By Period	
1st FG%	5-15 33.3%
3PT%	1-5 20.0%
FT%	6-11 54.5%
2nd FG%	6-11 54.5%
3PT%	0-1 0.0%
FT%	3-4 75%
3rd FG%	4-6 66.7%
3PT%	0-1 0.0%
FT%	1-6 16.7%
4th FG%	5-12 41.7%
3PT%	1-2 50.0%
FT%	1-3 33.3%
GM FG%	20-44 45.5%
GM FT%	2-9 22.2%
FT%	11-21 52.4%

Dead Ball Rebounds: 4 2

Miami (FL) - 51

Record: 4-2

NO. Name	Min	FG		3P	FT	Rebounds		Fouls		TP	AS	TO	ST	Blocks		+/-
		M	A	M	A	OR	DR	TOT	PF	FD				BS	BA	
21 Lola Pendande	F 18:16	4-5	0-0	0-0	0	5	5	5	1	8	1	3	1	0	0	
35 Naomi Mbandu	F 27:25	2-6	1-2	2-2	0	2	2	3	7	2	2	2	0	0	-4	
12 Ja'Leah Williams	G 35:09	2-8	0-3	1-3	1	2	3	2	3	5	1	1	4	0	0	
20 Kelsey Marshall	G 32:39	8-19	3-9	1-1	3	4	3	3	20	1	2	4	0	0	0	
25 Karla Erjavac	G 32:04	2-7	1-2	0-0	0	3	1	5	3	0	1	0	0	0	-4	
33 Maeva Djaldi-Tabdi	09:10	1-4	0-0	1-2	1	3	4	4	3	3	0	1	1	1	-8	
1 Moulayna Johnson Sidi Baba	13:04	0-1	0-0	0-0	0	1	1	1	0	1	1	1	0	0	-10	
5 Mykea Gray	11:16	0-4	0-2	0-0	0	1	1	1	0	0	1	1	0	0	-6	
13 Lashae Dwyer	08:01	0-2	0-0	0-0	0	1	1	4	0	0	0	1	1	0	0	-3
4 Jasmynne Roberts	06:24	1-1	0-0	0-0	0	1	1	0	1	2	1	0	0	0	11	
22 Chiso Okafor	06:32	0-2	0-0	1-4	2	0	2	2	1	0	0	0	0	0	4	
Team						0	1	1								
Totals		20-59	5-18	6-12	5	23	28	25	18	51	11	12	15	1	1	-2

Technical Fouls: NONE

Shooting By Period	
1st FG%	5-14 35.7%
3PT%	0-4 0.0%
FT%	1-2 50%
2nd FG%	6-18 33.3%
3PT%	2-6 33.3%
FT%	1-5 20%
3rd FG%	4-13 30.8%
3PT%	1-2 50.0%
FT%	3-4 75%
4th FG%	5-14 35.7%
3PT%	2-6 33.3%
FT%	1-1 100%
GM FG%	20-59 33.9%
GM FT%	5-18 27.8%
FT%	6-12 50.0%

Dead Ball Rebounds: 2 0



Official Basketball Box Score - Final
Miami (FL) at Maryland
12/02/21 XFINITY Center, College Park
2021-22 Women's Basketball

Game Time: 8:00 PM
Game Duration: 2:01
Attendance: 4,367

Officials: Bruce Morris, Angie Erlund, Karleena Tobin

Miami (FL) - 74

Record: 4-3

NO.	Name		Min	FG M-A	3P M-A	FT M-A	Rebounds OR DR TOT		Fouls PF FD	TP	AS	TO	ST	Blocks BS BA	+/-		
21	Lola Pendande	F	19:02	2-5	0-0	1-1	1	0	1	3	4	0	1	0	0	-2	
23	Naomi Mbandu	F	27:53	0-4	0-1	1-2	0	2	2	5	1	2	0	1	0	-1	
12	Ja'Leah Williams	G	27:03	4-6	0-1	0-0	0	1	1	1	0	8	3	1	4	0	
20	Kelsey Marshall	G	34:53	7-19	5-12	5-6	0	1	1	3	3	24	6	3	2	0	
25	Karla Erjavac	G	31:57	5-8	3-4	0-0	0	5	5	4	1	13	3	2	1	0	
33	Maeva Djaldi-Tabdi		17:22	6-8	1-1	0-0	1	1	2	4	0	13	0	3	0	0	
1	Moulayna Johnson Sidi Baba		11:57	0-1	0-0	0-0	1	1	2	0	2	0	0	1	0	0	
5	Mykea Gray		04:20	0-3	0-0	0-0	1	2	3	0	0	0	0	0	0	-6	
13	Lashae Dwyer		19:00	2-4	0-0	7-7	3	1	4	3	4	11	1	0	1	0	
4	Jasmynne Roberts		06:15	0-0	0-0	0-0	0	0	0	1	0	0	0	0	0	0	
22	Chiso Okafor		00:18	0-0	0-0	0-0	0	0	0	0	0	0	0	0	0	-2	
Team							0	1	2			0	1				
Totals				26-58	9-19	13-16	7	15	22	24	14	74	15	12	9	1	4

BOX SCORES



Official Basketball Box Score - Final
Ark-Pine Bluff at Miami (FL)
12/06/21 Watsco Center, Coral Gables, Fla.
2021-22 Women's Basketball

Game Time: 1:00 PM
Game Duration: 2:02
Attendance: 1,123

Officials: Katie Lukarich, Talisa Green, Mark McClenney

Ark-Pine Bluff - 65

Record: 4-4

NO. Name	Min	FG	3P	FT	Rebounds	Fouls	TP	AS	TO	ST	Blocks	+/-
		M-A	M-A	M-A	OR DR TOT	PF FD					BS BA	
23 Khadijah Brown	F 21:15	3-5	0-0	0-0	1 4 5	4 2	6	1	1	1	5	0
54 Maya Peat	C 12:42	1-3	0-0	0-0	2 1 3	4 0	2	0	2	0	0	-12
00 Zaay Green	G 32:24	4-11	0-2	2-2	0 5 5	1 2	10	4	4	1	0	0
2 Sade Hudson	G 28:50	4-8	0-1	5-6	0 2 2	2 9	13	2	2	0	0	-7
3 Joyce Kennerson	G 30:21	3-8	0-3	6-7	1 2 3	3 6	12	1	5	2	0	0
1 Tyeshia Juhan	22:12	4-9	2-5	0-0	0 2 2	1 1	10	0	1	1	0	-12
5 Shekinah Rachel	09:17	0-1	0-0	0-0	0 0 0	0 0	0	0	4	0	0	0
24 Bryana Langford	15:58	3-5	0-1	1-1	0 2 2	0 1	7	1	0	0	0	2
25 Kaila Walker	21:02	2-4	0-1	1-1	0 3 3	0 1	5	2	1	1	0	0
32 Stephanie Okowi	02:38	0-0	0-0	0-0	0 0 0	1 0	0	0	0	0	0	0
20 Timiya Guevara	01:11	0-1	0-1	0-0	0 0 0	0 0	0	0	0	0	0	2
4 Kourtney Rittenberry	00:07	0-0	0-0	0-0	0 0 0	0 0	0	0	0	0	0	-1
40 Morgan Christian	02:03	0-0	0-0	0-0	0 0 0	0 0	0	0	0	0	0	0
Team					1 0 1		0	1				
Totals		24-55	2-14	15-17	5 21 26	16 22 65	11	21	7	5	1	-13

Technical Fouls: NONE

Dead Ball Rebounds: 2, 1

Miami (FL) - 78

Record: 6-3

NO. Name		Min	FG M-A	3P M-A	FT M-A	Rebounds OR DR TOT	Fouls PF FD	TP	AS	TO	ST	Blocks BS BA	+/-
21 Lola Pendande	F	14:40	5-7	0-0	1-1	3 2 5	4 1 1	11	1	2	0	0	2 5
35 Naomi Mbandu	F	28:29	4-9	0-2	1-1	1 3 4	1 4 9	9	3	3	2	0	1 18
12 Ja'Leah Williams	G	30:54	7-11	0-2	0-0	3 2 5	2 2 14	14	7	1	6	0	1 17
20 Kelsey Marshall	G	32:34	6-12	4-10	3-4	1 4 5	1 2 19	0	4	1	0	0	0 9
25 Karla Erjavec	G	24:49	2-7	0-2	2-2	0 3 3	3 1 6	5	0	1	0	1	0 4
13 Lashae Dwyer		22:07	3-6	1-3	1-4	2 3 5	4 2 8	2	2	0	0	0	0 11
1 Moulayna Johnson Sidi Baba		10:57	0-3	0-2	0-0	1 1 1	1 0 0	0	0	1	0	0	0 -2
33 Maeva Djaldi-Tabdi		21:46	3-6	0-0	1-4	0 6 6	2 4 7	1	0	1	0	1	0 13
4 Jasmynne Roberts		10:10	2-5	0-1	0-0	1 1 2	2 0 4	1	3	2	0	0	0 -5
22 Chiso Okafor		03:34	0-0	0-0	0-0	0 0 0	2 0 0	0	0	3	0	0	0 -5
Team						4 1 5		0	0				
Totals			32-66	5-22	9-16	15 26 41	22 16 78	20	19	13	1	5	13

Technical Fouls: NONE

Dead Ball Rebounds: 4, 0

	APB	MIA						
Biggest lead	0 (1 st 10:00)	23 (3 rd 1:28)						
Best Scoring Run	11 (4 th 8:31)	10 (2 nd 1:26)						
Lead Changes								
Times Tied	0							
Time with Lead	00:00	39:09						
Points from	APB	MIA	Period by Period Scoring					
Turnovers	18	19	1st	2nd	3rd	4th	TOT	
Paint	28	42	APB	15	11	21	18	65
Second Chance	2	16						
Fast Breaks	25	20	MIA	23	20	23	12	78
Bench	22	19						



Official Basketball Box Score - Final
Robert Morris at Miami (FL)
12/12/21 Watsco Center, Coral Gables, Fla.
2021-22 Women's Basketball

Game Time: 1:00 PM
Game Duration: 1:48
Attendance: 1,009

Officials: Angelica Sufren, Ronald Ledington, Ashlee Goodie

Robert Morris - 45

Record: 3-6

NO. Name	Min	FG	3P	FT	Rebounds		Fouls	TP	AS	TO	ST	Blocks	+/-			
		M-A	M-A	M-A	OR	DR	TOT	PF	FD			BS	BA			
11 Natalie Villafior	F 32:43	2-9	1-2	0-0	2	3	5	4	0	1	3	0	1	-22		
24 Sol Castro	F 26:48	6-11	0-0	7-12	1	2	3	5	6	19	0	2	3	0	-10	
12 Nina Augustin	G 34:21	3-8	3-6	0-0	0	1	1	1	2	9	1	5	3	0	-39	
22 Esther Castedo	G 37:36	1-8	0-3	0-0	0	2	2	0	0	2	3	5	2	0	-36	
35 Simone Morris	G 25:33	3-8	0-3	0-1	1	2	3	1	2	6	1	1	0	0	-33	
2 Mackenzie Amalia	29:47	1-8	1-6	1-2	0	1	1	1	3	4	2	3	0	0	-40	
5 Jazmyne Deshields	09:22	0-2	0-1	0-0	0	1	1	2	1	0	0	0	0	0	-17	
1 Jeneira Scott	03:50	0-1	0-0	0-0	0	0	0	1	0	0	0	0	0	0	-8	
Team					1	2	3			0	1					
Totals		16-55	5-21	8-15	5	14	19	15	14	45	7	18	11	0	3	-41

Technical Fouls: NONE

Technical Fouls: NONE

Shooting By Period	1st	FG%	5-13	38.5%
3PT%	3-5	60.0%		
FT%	1-2	50%		
2nd FG%	6-17	35.3%		
3PT%	2-9	22.2%		
FT%	1-3	33.3%		
3rd FG%	1-12	8.3%		
3PT%	0-4	0.0%		
FT%	3-6	50%		
4th FG%	4-13	30.8%		
3PT%	0-3	0.0%		
FT%	3-4	75%		
GM FG%	16-55	29.1%		
3PT%	5-21	23.8%		
FT%	8-15	53.3%		

Dead Ball Rebounds: 3, 0

Miami (FL) - 86

Record: 7-3

NO. Name		Min	FG M-A	3P M-A	FT M-A	Rebounds OR DR TOT	Fouls PF FD	TP	AS	TO	ST	Blocks BS BA	+/-	
21 Lola Pendande	F	19:10	4-8	0-0	2-2	6 9 15	2 2	10	1	1	0	1	0	20
35 Naomi Mbandu	F	20:52	1-3	0-2	1-1	0 4 4	1 1	3	2	3	1	0	0	20
12 Ja'Leah Williams	G	20:18	3-5	0-0	0-0	1 3 4	2 0	6	1	3	1	0	0	19
20 Kelsey Marshall	G	19:55	2-9	1-7	0-0	0 2 2	0 0	5	4	3	1	0	0	12
25 Karla Erjavec	G	17:48	6-7	2-3	0-0	0 2 2	1 0	14	2	2	1	0	0	16
13 Lashae Dwyer		28:46	6-10	2-4	1-1	3 3 6	2 2	15	5	4	5	0	0	37
1 Moulayna Johnson Sidi Baba		21:51	1-4	0-2	4-4	0 4 4	1 4	6	0	3	0	1	0	26
5 Mykea Gray		17:23	2-6	2-3	0-0	0 4 4	0 1	6	1	2	0	0	0	17
33 Maeva Djaldi-Tabdi		13:03	4-7	0-0	0-0	1 3 4	2 4	8	0	0	0	1	0	13
4 Jasmynne Roberts		15:50	4-7	1-2	0-0	3 1 4	2 1	9	2	0	1	0	0	22
23 Paula Fraile Ruiz		05:04	2-3	0-0	0-0	1 0 1	1 0	4	1	0	0	0	0	3
Team						4 3 7		0	0					
Totals			35-69	8-23	8-8	19 38 57	14 15	86	19	21	10	3	0	41

Technical Fouls: NONE

Shooting By Period			
1st	FG%	7-16	43.8%
	3PT%	1-5	20.0%
	FT%	5-5	100%
2nd	FG%	11-19	57.9%
	3PT%	5-9	55.6%
	FT%	0-0	0%
3rd	FG%	11-18	61.1%
	3PT%	2-6	33.3%
	FT%	1-1	100%
4th	FG%	6-16	37.5%
	3PT%	0-3	0.0%
	FT%	2-2	100%
GM	FG%	35-69	50.7%
	3PT%	8-23	34.8%
	FT%	8-8	100.0%

Dead Ball Rebounds: 1, 0



Official Basketball Box Score - Final
Wake Forest at Miami (FL)
01/06/22 Watsco Center, Coral Gables, Fla.
2021-22 Women's Basketball

Game Time: 7:00 PM
Game Duration: 2:06
Attendance: 1,135

Officials: Edward Sidasky, Fatou Cissoko-Stephens, Kevin Sparrock

Wake Forest - 47

Record: 12-3 (2-2)

NO. Name	Min	FG M-A	3P M-A	FT M-A	Rebounds OR DR TOT	Fouls PF FD	TP	AS	TO	ST	Blocks BS BA	+/-
14 Niyah Becker	F 26:22	2-7	0-0	2-4	1 5 6	4 3	6	1	4	3	1	1 4
20 Olivia Summiel	F 30:34	1-5	1-4	1-2	0 9 9	4 1	4	2	0	1	1 1 9	
23 Christina Morra	F 33:45	4-9	0-0	1-2	2 3 5	0 2	9	1	3	1	0 1 1	
2 Kaia Harrison	G 25:01	2-4	1-2	2-4	0 4 4	4 3	7	2	3	0	0 0 -1	
24 Jewel Spear	G 37:16	6-16	2-7	1-1	1 1 2	1 5	15	0	1	0	1 2 2	
0 Alyssa Andrews	06:21	0-0	0-0	0-0	0 0 0	0 0	0	0	0	0	1 0 -1	
32 Alexandria Scruggs	25:00	1-7	1-2	0-0	1 4 5	3 0	3	1	4	0	1 0 -1	
5 Malaya Cowles	05:52	1-1	0-0	0-0	1 0 1	2 0	2	0	0	0	0 0 -3	
25 Demeara Hinds	06:15	0-3	0-1	1-2	0 0 0	1 1	1	0	0	3	0 1 0	
11 Raegyn Conley	03:34	0-0	0-0	0-0	0 2 2	0 0	0	0	2	0	0 0 -5	
Team					6 4 10		0	1				
Totals		17-52	5-16	8-15	12 32 44	19 15 47	7	18	8	5	6 1	
Technical Fouls: NONE												

Technical Fouls: NONE

Dead Ball Rebounds: 4, 0

Miami (FL) - 46

Record: 7-4 (0-1)

NO.	Name		Min	FG M-A	3P M-A	FT M-A	Rebounds OR DR TOT	Fouls PF FD	TP	AS	TO	ST	Blocks BS BA	+/-
21	Lola Pendande	F	14:29	1-4	0-0	0-0	2 3 5	2 0 2	0	0	1	1	0	0
35	Naomi Mbandu	F	08:49	0-2	0-0	0-0	1 1 2	1 0 0	0	1	0	0	1	1
5	Mykea Gray	G	16:52	2-7	1-3	1-2	0 0 0	0 3 6	0	2	1	1	0	-10
20	Kelsey Marshall	G	35:16	2-11	1-8	7-8	0 2 2	3 4 12	3	3	5	0	0	5
25	Karla Erjavec	G	34:41	2-10	2-5	0-0	0 4 4	0 1 6	2	1	2	0	1	8
1	Moulayna Johnson Sidi Baba	F	23:41	0-1	0-0	1-4	1 9 10	1 6 1	1	1	1	1	0	16
33	Maeva Djaldi-Tabdi	F	17:41	2-5	0-0	1-2	2 1 3	3 4 5	1	1	0	0	1	-1
12	Ja'Leah Williams	F	21:41	5-10	0-1	0-0	1 1 2	1 10 2	0	0	0	0	0	2
13	Lashae Dwyer	F	16:34	2-5	0-1	0-0	1 0 1	3 0 4	0	0	0	1	1	-4
4	Jasmynne Roberts	F	00:34	0-0	0-0	0-0	0 0 0	0 0 0	0	0	0	0	0	1
23	Paula Fraile Ruiz	F	03:09	0-1	0-0	0-0	0 0 0	0 0 0	0	0	0	0	0	-4
3	Destiny Harden	F	06:33	0-1	0-0	0-0	0 1 1	1 1 0	0	0	1	0	2	-11
Team							3 2 5		0	0				
Totals				16-57	4-18	10-16	11 24 35	15 19 46	10	10	11	6	5	-1

Technical Fouls: NONE

Dead Ball Rebounds: 4, 2

	WFO	MIA
Biggest lead	19 (2 nd 1:56)	5 (

BOX SCORES



Official Basketball Box Score - Final
Miami (FL) at Clemson
01/18/22 Littlejohn Coliseum, Clemson
2021-22 Women's Basketball

Game Time: 7:00 PM
Game Duration: 2:09
Attendance: 408

Officials: Joseph Vasczily, Jules Gallien, Meadow Overstreet

Miami (FL) - 69

Record: 8-5 (1-2)

NO.	Name	Min	FG	3P	FT	Rebounds	Fouls	TP	AS	TO	ST	Blocks	+/-
			M-A	M-A	M-A	OR DR TOT	PF FD					BS BA	
3	Destiny Harden	F 14:27	4-5	0-1	2-2	1 0 1	2 2 0	10	2	3	1	0 0 1	1
21	Lola Pendande	F 24:22	7-8	0-0	2-3	2 2 4	3 2 16	1	3	0	0 0 0	6	1
12	Ja'Leah Williams	G 33:02	3-5	0-0	0-0	2 2 4	3 1 6	1	5	2	0 0 0	8	8
20	Kelsey Marshall	G 25:27	2-5	2-5	0-0	0 5 5	4 2 6	2	3	0	0 0 0	6	6
25	Karla Erjavac	G 35:04	3-9	1-3	0-0	0 1 1	0 1 7	4	3	0	1 0 5	5	5
1	Moulayna Johnson Sidi Baba	20:14	2-5	0-1	0-0	1 5 6	3 2 4	1	3	1	0 0 0	7	7
4	Jasmyne Roberts	24:01	3-9	1-2	0-2	2 5 7	2 2 7	0	2	3	0 0 1	5	5
33	Maeva Djaldi-Tabdi	19:58	6-11	0-0	1-2	3 2 5	0 4 13	1	0	1	0 2 11	11	11
35	Naomi Mbandu	03:10	0-0	0-0	0-0	1 0 1	2 0 0	0	0	1	0 0 0	-2	-2
23	Paula Fraile Ruiz	00:15	0-0	0-0	0-0	0 0 0	0 0 0	0	0	0	0 0 0	-2	-2
Team						0 2 2		0	0				
Totals			30-57	4-12	5-9	12 24 36	19 16 69	12	23	8	1 3 9		
Technical Fouls: NONE													

Technical Fouls: NONE

Clemson - 60

Record: 6-10 (0-5)

NO.	Name	Min	FG	3P	FT	Rebounds	Fouls	TP	AS	TO	ST	Blocks	+/-
			M-A	M-A	M-A	OR DR TOT	PF FD					BS BA	
5	Amari Robinson	F 37:07	4-11	0-1	1-1	2 4 6	2 5 9	0	3	2	0 0 0	-8	-8
12	Hannah Hank	C 23:27	3-5	1-3	0-0	2 2 4	4 2 7	2	3	4	1 0 0	-5	-5
00	Delicia Washington	G 31:13	10-14	3-3	1-4	0 4 4	3 1 2	8	4	4	1 0 0	-3	-3
2	Dajsha Bradford	G 34:59	4-6	0-2	0-0	0 3 3	1 2 8	4	4	1	0 0 0	-9	-9
30	Madi Ott	G 21:21	0-2	0-2	0-0	0 0 0	0 2 0	2	0	1	0 0 0	-7	-7
40	Latresae Saine	14:04	1-3	0-0	1-2	2 2 4	2 1 3	0	1	0	2 0 0	1	1
4	Weronika Hipp	26:58	2-9	0-6	1-2	0 2 2	3 4 5	1	0	2	0 0 1	-7	-7
1	Eno Inyang	04:53	0-0	0-0	0-0	0 0 0	1 0 0	1	1	1	0 0 0	-6	-6
15	Kionna Gaines	04:00	0-1	0-0	0-0	0 0 0	0 0 0	0	0	0	0 0 0	-1	-1
25	Sydney Standifer	02:48	1-1	0-0	0-0	0 0 0	0 0 0	0	2	0	0 0 0	-1	-1
Team						0 0 0		0	2				
Totals			25-52	4-17	6-11	6 17 23	16 19 60	9	21	12	3 1 9		
Technical Fouls: NONE													

Technical Fouls: NONE

	MIA	CLE
Biggest lead	13 (3 rd 1:57)	5 (1 st 7:15)
Best Scoring Run	9 (3 rd 7:57)	7 (1 st 7:15)
Lead Changes	9	
Times Tied	5	
Time with Lead	23:29	12:33

Points from Turnovers	MIA	CLE
Paint	30	19
Second Chance	40	34
Fast Breaks	6	4
Bench	6	11
Bench	24	10

Period by Period Scoring	1st	2nd	3rd	4th	TOT
MIA	16	16	27	10	69
CLE	18	11	21	10	60

Shooting By Period	1 st	2 nd	3 rd	4 th	GM FG	GM FG%
FG	8-15	53.3%	2-6	33.3%	10-21	47.6%
3PT	2-6	33.3%	0-2	0%	2-8	25.0%
FT	6-11	54.5%	0-0	0%	6-11	54.5%
Rebounds	4-12	33.3%	3-3	100%	7-15	46.7%
Fouls	3-4	75%	9-13	69.2%	12-26	46.2%
TP	1-4	25.0%	2-3	66.7%	3-7	42.9%
AS	9-13	69.2%	4-4	100%	13-17	76.5%
TO	1-4	25.0%	2-3	66.7%	3-7	42.9%
ST	0-0	0%	0-0	0%	0-0	0%
BS	0-0	0%	0-0	0%	0-0	0%
BA	0-0	0%	0-0	0%	0-0	0%
+/-	-8	-5	-9	-7	-22	

Dead Ball Rebounds: 2



Official Basketball Box Score - Final
Georgia Tech at Miami (FL)
01/16/22 Watsco Center, Coral Gables, Fla.
2021-22 Women's Basketball

Game Time: 2:00 PM
Game Duration: 1:50
Attendance: 1,256

Officials: Bryan Brunette, Daryl Humphrey, Teresa Shuck

Georgia Tech - 45

Record: 13-4 (4-2)

NO.	Name	Min	FG	3P	FT	Rebounds	Fouls	TP	AS	TO	ST	Blocks	+/-
			M-A	M-A	M-A	OR DR TOT	PF FD					BS BA	
13	Lorela Cubaj	F 39:14	1-6	0-2	4-4	3 7 10	3 6 6	5	4	0	0 0 0	1	1
45	Digna Strautmane	F 29:03	3-9	0-3	1-1	1 8 9	1 1 7	0	2	0	0 3 0	2	2
20	Nerea Hermosa	C 35:36	5-12	0-0	2-2	4 2 6	3 2 12	2	3	2	1 0 0	-3	-3
24	Eylia Love	G 36:37	3-14	1-3	0-0	2 5 7	2 3 7	1	2	2	0 0 0	-2	-2
31	Lotta-Maj Lahtinen	G 38:41	3-12	1-4	3-4	0 3 3	1 5 10	2	3	1	0 0 2	-3	-3
3	Sarah Bates	16:24	0-1	0-1	0-0	0 0 0	0 0 0	0	0	0	0 0 0	2	2
11	Aixa Wone Aranz	01:02	0-0	0-0	0-0	0 0 0	0 0 0	0	0	0	0 0 0	-3	-3
15	Ayoyonce Carter	03:23	1-2	0-0	1-1	1 0 1	0 1 3	0	0	0	0 0 1	1	1
Team						2 2 4		0	0				
Totals			16-56	2-13	11-12	13 27 40	11 18 45	12	15	5	4 3 1		
Technical Fouls: NONE													

Technical Fouls: NONE

Shooting By Period	1 st	2 nd	3 rd	4 th	GM FG	GM FG%
FG	6-20	30.0%	1-3	33.3%	7-23	30.4%
3PT	0-0	0%	0-0	0%	0-0	0%
FT	3-11	27.3%	0-2	0.0%	3-13	23.1%
Rebounds	5-16	31.3%	1-4	25.0%	6-20	30.0%
Fouls	1-4	25.0%	2-3	66.7%	3-7	42.9%
TP	1-1	100%	0-0	0%	1-1	100%
AS	2-9	22.2%	0-4	0.0%	2-13	15.4%
TO	0-0	0%	0-0	0%	0-0	0%
ST	0-0	0%	0-0	0%	0-0	0%
BS	0-0	0%	0-0	0%	0-0	0%
BA	0-0	0%	0-0	0%	0-0	0%
+/-	0.0	0.0	0.0	0.0	0.0	

Dead Ball Rebounds: 0

Miami (FL) - 46

Record: 9-5 (2-2)

NO.	Name	Min	FG	3P	FT	Rebounds	Fouls	TP	AS	TO	ST	Blocks	+/-
			M-A	M-A	M-A	OR DR TOT	PF FD					BS BA	
3	Destiny Harden	F 08:46	0-0	0-0	0-0	0 1 1	3 0 0	1	0	0	0 0 0	8	8
21	Lola Pendande	F 15:43	3-5	0-1	0-0	0 2 2	2 1 6	1	1	1	1 0 0	8	8
12	Ja'Leah Williams	G 31:42	3-10	0-2	3-6	0 6 6	4 6 9	0	3	4	0 0 0	1	1
20	Kelsey Marshall	G 34:43	5-11	2-7	0-0	1 4 5	2 0 12	0	6	2	0 0 1	3	3
25	Karla Erjavac	G 19:26	1-3	1-2	0-0	0 5 5	2 0 3	3	3	2	0 0 1	10	10
5	Mykea Gray	17:18	0-4	0-1	0-0	0 0 0	1 0 0	1	1	0	0 0 0	-2	-2
33	Maeva Djaldi-Tabdi	23:42	2-6	1-2	0-0	0 1 1	1 0 5	0	3	1	0 0 1	5	5
1	Moulayna Johnson Sidi Baba	20:30	0-1	0-1	0-0	0 5 5	0 2 0	0	1	0	1 0 0	0	0
13	Lashae Dwyer	14:29	3-5	0-0	0-0	0 0 0	1 0 6	1	1	1	0 0 0	-10	-10
4	Jasmyne Roberts	02:52	0-0	0-0	0-0	0 0 0	2 0 0	0	0	0	0 0 0	-1	-1
35	Naomi Mbandu	10:49	2-3	0-0	1-1	0 2 2	0 2 5	0	1	0	1 0 0	-7	-7
Team						2 2 4		0	0				
Totals			19-48	4-16	4-7	3 28 31	18 11 46	11	15	10	3 4 1		
Technical Fouls: NONE													

Technical Fouls: NONE

Shooting By Period	1 st	2 nd	3 rd	4 th	GM FG	GM FG%
FG	4-11	36.4%	1-6	16.7%	5-17	29.4%
3PT	1-6	16.7%	2-12	100%	3-18	16.7%
FT	5-13	38.5%	1-4	25.0%	6-17	35.3%
Rebounds	5-11	45.5%	2-5	40%	7-16	43.8%
Fouls	5-11	45.5%	1-4	25.0%	6-15	40.0%
TP	0-0	0%	0-0	0%	0-0	0%
AS	5-13	38.5%	1-2	50.0%	6-15	40.0%
TO	0-0	0%	0-0	0%	0-0	0%
ST	0-0	0%	0-0	0%	0-0	0%
BS	0-0	0%	0-0	0%	0-0	0%
BA	0-0	0%	0-0	0%	0-0	0%
+/-	0.0	0.0	0.0	0.0	0.0	

Dead Ball Rebounds: 2

	GaT	MIA
Biggest lead	9 (3 rd 1:34)	4 (1 st 8:30)
Best Scoring Run	6 (1 st 3:17)	7 (4 th 8:51)
Lead Changes	2	
Times Tied	3	
Time with Lead	31:03	06:24

Points from Turnovers	GaT	MIA
Paint	24	26
Second Chance	14	5
Fast Breaks	2	4
Bench	3	16

Period by Period Scoring	1st	2nd	3rd	4th	TOT
GaT	13	16	12	4	45
MIA	11	13	11	11	46



Official Basketball Box Score - Final
Duke at Miami (FL)
01/18/22 Watsco Center, Coral Gables, Fla.
2021-22 Women's Basketball

Game Time: 2:00 PM
Game Duration: 2:12
Attendance: 1,443

Officials: Carla Fountain, Luis Gonzalez, John Capolino

Duke - 58

Record: 12-4 (3-3)

NO.	Name	Min	FG	3P	FT	Rebounds	Fouls	TP	AS	TO	ST	Blocks	BS BA	+/-	
			M-A	M-A	M-A	OR DR TOT	PF FD								
24	O. Akinbode-James	F 22:00	1-1	0-0	1-4	5 1 6	0 3 3	1	0	0	0	1	0	4	
34	Lexi Gordon	F 27:46	2-9	1-5	4-6	0 6 6	2 3 9	0	3	0	0	0	1	2	
3	Miela Goodchild	G 33:30	6-15	3-9	2-2	0 7 7	2 2 17	1	1	2	0	1	4	4	
4	Elizabeth Balogun	G 31:04	4-8	0-2	0-0	0 4 4	2 1 8	1	1	1	2	0	8	8	
30	Shayann Day-Wilson	G 32:27	4-8	1-4	2-3	0 3 3	5 2 11	7	5	0	0	0	0	10	
25	Jade Williams	11:19	2-3	0-0	0-1	1 1 2	1 0 4	0	0	0	0	0	1	4	
2	Vanessa de Jesus	27:09	2-5	0-2	0-0	1 3 4	1 2 4	5	3	3	0	1	10	10	
13	Lee Volker	01:47	0-1	0-1	0-0	0 0 0	1 0 0	0	1	0	0	0	-2	0	
31	Nyah Green	06:17	0-1	0-1	0-0	1 1 1	0 1 0	0	0	0	0	0	0	4	
22	Amaya Finklea-Guity	06:41	1-1	0-0	0-0	1 1 2	0 0 2	1	0	0	2	0	1	4	
Team						2 4 6	0 0 0	0	2						
Totals			22:52	5-24	9-15	9 31 40	14 14 58	16 16 6	5 4	4 9					

BOX SCORES



Official Basketball Box Score - Final
Miami (FL) at Boston College
01/29/22 Conte Forum, Boston
2021-22 Women's Basketball

Game Time: 12:00 PM
Game Duration: 1:55
Attendance: 914

Officials: Ed Sidasky, Linda Miles, Brandon Enterline

Miami (FL) - 66

Record: 10-7 (3-4)

																		Shooting By Period			
NO.	Name	Min	FG		3P		FT		Reb		Fouls		TP	AS	TO	Blocks		+/-			
			M-A	P-A	M-A	P-A	OR	DR	PF	FD	ST	BS									
3	Destiny Harden	F 33:39	5-7	0-1	0-0	0	5	5	1	0	10	2	2	2	0	0	-2	1st	FG% 6-14	42.9%	
21	Lola Pendande	F 28:17	4-6	0-0	0-0	5-8	4	2	6	3	7	13	2	1	2	4	1	-13	3PT%	0-4	0.0%
12	Ja'Leah Williams	G 31:20	5-13	1-2	1-2	2	3	5	1	1	12	3	4	3	0	1	-3	2nd	FG% 10-13	76.9%	
20	Kelsey Marshall	G 33:07	4-10	0-4	2-2	0	3	3	4	5	10	2	4	3	0	1	-10	3PT%	1-2	50.0%	
25	Karla Erjavec	G 33:40	5-6	1-2	0-0	0	1	1	1	0	11	4	1	2	0	0	-10	FT%	1-2	50%	
35	Naomi Mbandu	02:55	0-1	0-0	0-0	1	0	1	2	0	0	0	1	0	0	0	-5	3rd	FG% 5-13	38.5%	
5	Mykea Gray	06:06	0-0	0-0	1-2	0	0	0	1	1	1	0	0	0	0	0	-7	3PT%	0-3	0.0%	
33	Maeva Djajic-Tabdi	12:48	3-5	0-2	0-0	0	1	1	4	0	6	0	1	0	0	0	-2	FT%	6-8	75%	
1	Moulayna Johnson Sidi Baba	02:21	0-1	0-1	0-0	0	0	0	0	1	0	0	0	0	0	0	-4	4th	FG% 5-12	41.7%	
4	Jasmyne Roberts	02:10	0-0	0-0	0-0	0	0	0	0	0	0	2	0	0	0	0	-5	3PT%	1-4	25.0%	
13	Lashae Dwyer	13:37	0-3	0-1	3-4	1	0	1	3	2	3	1	1	1	0	0	-4	FT%	1-2	50%	
Team									1		2		0		2						
Totals			26-52	2-13	12-18	9	17	26	20	17	66	16	17	13	4	3	-13				
																	3PT%			2-13	15.4%
																	FT%			12-18	66.7%

Technical Fouls: NONE

Dead Ball Rebounds: 5, 0

Boston College - 79

Record: 14-5 (5-3)

NO.	Name	Min	FG		3P		FT		Rebounds		Fouls		TP	AS	TO	ST	Blocks		+/-	Shooting By Period					
			M-A	M-A	M-A	M-A	OR	DR	TOT	PF	FD	1st					2nd	3rd		4th					
12	Ally VanTimmeren	F 19:46	6-10	1-2	2-2	4	2	6	3	4	15	1	1	0	1	1	0	1	9	1st	FG%	10-17	58.8%		
13	Taylor Soule	F 40:00	10-14	1-1	2-4	3	3	6	3	6	23	4	5	1	0	1	0	1	13	3PT%	2-3	66.7%			
5	Maria Gakdeng	C 24:09	2-4	0-0	1-2	3	2	5	3	2	5	1	2	0	3	1	1	12	FT%	3-4	75%				
1	Cameron Swartz	G 35:49	4-12	1-1	1-2	1	1	2	1	2	10	1	2	1	0	1	1	13	2nd	FG%	5-14	35.7%			
14	Marnelle Garraud	G 37:28	5-11	4-7	0-0	0	2	2	3	1	14	3	2	1	0	0	15	3PT%	2-3	66.7%					
10	Makayla Dickens	21:16	2-7	2-5	2-2	0	3	3	2	2	8	5	4	0	0	0	11	FT%	0-0	0%					
0	Dontavia Waggoner	10:25	0-1	0-0	2-2	1	2	3	2	1	2	0	1	0	0	0	2	3rd	FG%	8-15	53.3%				
4	Jolo Lacey	00:34	0-0	0-0	0-0	0	0	0	0	0	0	0	0	0	0	0	0	FT%	3-4	75.0%					
2	Kaylah Ivey	03:59	0-0	0-0	0-0	0	1	1	0	1	0	0	0	0	0	0	0	4th	FG%	7-14	50.0%				
32	Clara Ford	06:34	1-1	0-0	0-0	1	0	1	0	1	2	0	0	0	0	0	0	3PT%	2-6	33.3%					
Team						1	2	3			0							FT%	6-8	75%					
Totals			30-60	9-16	10-14	14	18	32	17	20	79	15	17	4	3	4	13	GM	FG%	30-60	50.0%				
																				3PT%			9-16	56.3%	
																				FT%			10-14	71.4%	
																				Technical Fouls:			NONE		

Technical Fouls: NONE

Dead Ball Rebounds: 3, 0

	UM	BC	Points from	UM	BC	Period by Period Scoring					
Biggest lead	3 (3 rd 8:29)	15 (4 th 0:39)	Turnovers	19	16	1st	2nd	3rd	4th	TOT	
Best Scoring Run	9 (2 nd 2:46)	9 (4 th 2:18)	Paint	28	34	UM	16	22	16	12	66
Lead Changes		8	Second Chance	8	18	BC	25	12	20	22	79
Times Tied		5	Fast Breaks	8	2						
Time with Lead	03:55	32:41	Bench	10	12						



TV/RADIO PHOTO ROSTER



#0

KENZA SALGUES
Jr. | G | 5-9
MONTPELLIER, FRANCE
(INSEP)



#1

MOULAYNA JOHNSON SIDI BABA
Jr. | G/F | 6-1
STOCKHOLM, SWEDEN
(Solna Gymnasium)



#3

DESTINY HARDEN
R-Sr. | F | 6-0
CHICAGO, ILL.
(West Virginia/Morgan Park)



#4

JASMYNE ROBERTS
Fr. | G | 5-10
JACKSONVILLE, FLA.
(Bishop Kenny)



#5

MYKEA GRAY
Sr. | G | 5-4
UPPER MARLBORO, MD.
(National Christian Academy)



#12

JA'LEAH WILLIAMS
Fr. | G | 5-9
POMPANO BEACH, FLA.
(Blanche Ely)



#13

LASHAE DWYER
Fr. | G | 5-6
TORONTO, CANADA
(The Webb School)



#20

KELSEY MARSHALL
Gr. | G | 5-9
DAVIE, FLA.
(Miami Country Day)



#21

LOLA PENDANDE
Jr. | F | 6-4
ALMERIA, SPAIN
(Utah/Ribet Academy)



#22

CHISO OKAFOR
Fr. | F | 6-1
MATARÓ, SPAIN
(IES Llavaneres)



#23

PAULA FRAILE RUIZ
So. | F | 6-4
BARCELONA SPAIN
(Segle XXI)



#25

KARLA ERJAVEC
Sr. | G | 5-10
ZAGREB, CROATIA
(Wyoming/Sport Gymnasium)



#33

MAEVA DJALDI-TABDI
Gr. | F | 6-4
PARIS, FRANCE
(Syracuse/Jean Moulin)



#35

NAOMI MBANDU
Sr. | F | 6-2
AMIENS, FRANCE
(Gulf Coast State/Marcelin Berthelot)



HC

KATIE MEIER
HEAD COACH
17TH SEASON



AHC

FITZROY ANTHONY
ASSISTANT HEAD COACH
SEVENTH SEASON



AC

BETH DUNKENBERGER
ASSISTANT COACH
FIRST SEASON

















AC

SHENISE JOHNSON
ASSISTANT COACH
FIRST SEASON



BROADCAST SHEET

0		KENZA SALGUES Jr. G 5-9 MONTPELLIER, FRANCE MAJOR: Sports Administration	<table><tr><th></th><th>GP-GS</th><th>PPG</th><th>RPG</th><th>APG</th><th>MPG</th></tr><tr><td>2021-22</td><td>-</td><td>-</td><td>-</td><td>-</td><td>-</td></tr><tr><td>CAREER</td><td>29-0</td><td>1.3</td><td>0.4</td><td>0.3</td><td>7.5</td></tr></table>		GP-GS	PPG	RPG	APG	MPG	2021-22	-	-	-	-	-	CAREER	29-0	1.3	0.4	0.3	7.5	<ul style="list-style-type: none">Missed a majority of the 2020-21 season due to surgeryRepresented France at FIBA U18 European ChampionshipPlayed against Moulayna Sidi Baba at the FIBA U16 European ChampionshipGodfather is Chicago Sky Head Coach James WadeINSEP alums include Tony Parker and Clint Capela
	GP-GS	PPG	RPG	APG	MPG																	
2021-22	-	-	-	-	-																	
CAREER	29-0	1.3	0.4	0.3	7.5																	
1		MOULAYNA JOHNSON SIDI BABA Jr. F 6-1 STOCKHOLM, SWEDEN MAJOR: Business Technology	<table><tr><th></th><th>GP-GS</th><th>PPG</th><th>RPG</th><th>APG</th><th>MPG</th></tr><tr><td>2021-22</td><td>17-0</td><td>2.0</td><td>4.2</td><td>0.5</td><td>17.2</td></tr><tr><td>CAREER</td><td>61-9</td><td>2.6</td><td>3.2</td><td>0.6</td><td>17.2</td></tr></table>		GP-GS	PPG	RPG	APG	MPG	2021-22	17-0	2.0	4.2	0.5	17.2	CAREER	61-9	2.6	3.2	0.6	17.2	<ul style="list-style-type: none">Tallied the first double-digit rebounding game (10) of her career against WFRanks second on the Canes in rebounding this season at 4.2 boards/gameHas recorded five-plus rebounds in eight of 15 games this seasonPlayed against Kenza Salgues at the FIBA U16 European ChampionshipSecond Swedish player to sign with Coach Katie Meier
	GP-GS	PPG	RPG	APG	MPG																	
2021-22	17-0	2.0	4.2	0.5	17.2																	
CAREER	61-9	2.6	3.2	0.6	17.2																	
3		DESTINY HARDEN R-Sr. F 6-0 CHICAGO, ILL. MAJOR: Criminology	<table><tr><th></th><th>GP-GS</th><th>PPG</th><th>RPG</th><th>APG</th><th>MPG</th></tr><tr><td>2021-22</td><td>7-5</td><td>5.4</td><td>2.7</td><td>0.7</td><td>16.0</td></tr><tr><td>CAREER</td><td>89-41</td><td>5.4</td><td>3.2</td><td>0.7</td><td>15.0</td></tr></table>		GP-GS	PPG	RPG	APG	MPG	2021-22	7-5	5.4	2.7	0.7	16.0	CAREER	89-41	5.4	3.2	0.7	15.0	<ul style="list-style-type: none">Has scored in double-figures in back-to-back games (10 at FSU, 10 at BC)Averaged 18.4 points and 6.6 rebounds in the final five games of last seasonStarted each of the last five games, averaging 6.0 points and 2.8 boardsNamed a captain for the 2021-22 seasonCareer goal is to become a firefighter
	GP-GS	PPG	RPG	APG	MPG																	
2021-22	7-5	5.4	2.7	0.7	16.0																	
CAREER	89-41	5.4	3.2	0.7	15.0																	
4		JASMYNE ROBERTS Fr. G 5-10 JACKSONVILLE, FLA. MAJOR: Broadcast Journalism	<table><tr><th></th><th>GP-GS</th><th>PPG</th><th>RPG</th><th>APG</th><th>MPG</th></tr><tr><td>2021-22</td><td>14-0</td><td>1.7</td><td>1.6</td><td>0.4</td><td>6.9</td></tr><tr><td>CAREER</td><td>14-0</td><td>1.7</td><td>1.6</td><td>0.4</td><td>6.9</td></tr></table>		GP-GS	PPG	RPG	APG	MPG	2021-22	14-0	1.7	1.6	0.4	6.9	CAREER	14-0	1.7	1.6	0.4	6.9	<ul style="list-style-type: none">Hauled in a season-high seven rebounds at Clemson (1/13)Averaged 18.6 points, 8.5 rebounds, and 3.3 steals per game as a seniorTabbed Florida Times-Union All-First Coast Player of the Year twiceNamed 2021 USA TODAY Greater Jacksonville Female Athlete of the YearAccumulated 2,224 career points and 1,005 career rebounds at Bishop Kenny
	GP-GS	PPG	RPG	APG	MPG																	
2021-22	14-0	1.7	1.6	0.4	6.9																	
CAREER	14-0	1.7	1.6	0.4	6.9																	
5		MYKEA GRAY Sr. G 5-4 UPPER MARLBORO, MD. MAJOR: Criminology	<table><tr><th></th><th>GP-GS</th><th>PPG</th><th>RPG</th><th>APG</th><th>MPG</th></tr><tr><td>2021-22</td><td>14-6</td><td>5.4</td><td>2.0</td><td>1.6</td><td>17.9</td></tr><tr><td>CAREER</td><td>110-102</td><td>11.4</td><td>2.0</td><td>2.4</td><td>26.4</td></tr></table>		GP-GS	PPG	RPG	APG	MPG	2021-22	14-6	5.4	2.0	1.6	17.9	CAREER	110-102	11.4	2.0	2.4	26.4	<ul style="list-style-type: none">Tallied two double-digits games so far in 2021-22Played her first game in 615 days after an ACL injury sidelined her in 2020-21Ranks 18th in program history in scoring (1,259)Has totaled 63 double-digit outings in her careerWants to play professional basketball after graduation
	GP-GS	PPG	RPG	APG	MPG																	
2021-22	14-6	5.4	2.0	1.6	17.9																	
CAREER	110-102	11.4	2.0	2.4	26.4																	
12		JA'LEAH WILLIAMS Fr. G 5-9 POMPANO BEACH, FLA. MAJOR: Sports Administration	<table><tr><th></th><th>GP-GS</th><th>PPG</th><th>RPG</th><th>APG</th><th>MPG</th></tr><tr><td>2021-22</td><td>17-11</td><td>7.5</td><td>3.8</td><td>1.6</td><td>26.1</td></tr><tr><td>CAREER</td><td>17-11</td><td>7.5</td><td>3.8</td><td>1.6</td><td>26.1</td></tr></table>		GP-GS	PPG	RPG	APG	MPG	2021-22	17-11	7.5	3.8	1.6	26.1	CAREER	17-11	7.5	3.8	1.6	26.1	<ul style="list-style-type: none">Top five among ACC freshmen in points, rebounds, assists and stealsRanks third in the ACC in steals per game (2.3)Named Sun Sentinel Broward County Class 7A-6A Player of the Year (2019)Earned a spot on the Miami Herald's First Team for two years straightAs a senior captain, led her team to its first state championship since 1992
	GP-GS	PPG	RPG	APG	MPG																	
2021-22	17-11	7.5	3.8	1.6	26.1																	
CAREER	17-11	7.5	3.8	1.6	26.1																	
13		LASHAE DWYER Fr. G 5-6 TORONTO, CANADA MAJOR: Business Marketing	<table><tr><th></th><th>GP-GS</th><th>PPG</th><th>RPG</th><th>APG</th><th>MPG</th></tr><tr><td>2021-22</td><td>16-0</td><td>4.8</td><td>2.2</td><td>1.0</td><td>14.7</td></tr><tr><td>CAREER</td><td>16-0</td><td>4.8</td><td>2.2</td><td>1.0</td><td>14.7</td></tr></table>		GP-GS	PPG	RPG	APG	MPG	2021-22	16-0	4.8	2.2	1.0	14.7	CAREER	16-0	4.8	2.2	1.0	14.7	<ul style="list-style-type: none">Tabbed the ACC Freshman of the Week on Dec. 13 (first time in her career)Named the 2020-21 Tennessee Gatorade Player of the YearHelped The Webb School to the Division II-Class A State Championship titleNo. 79 overall player in the class of 2021 according to espnW HoopGurlzNamed a BioSteel All Canadian Basketball Games nominee in 2020.
	GP-GS	PPG	RPG	APG	MPG																	
2021-22	16-0	4.8	2.2	1.0	14.7																	
CAREER	16-0	4.8	2.2	1.0	14.7																	
20		KELSEY MARSHALL Gr. G 5-9 DAVIE, FLA. MAJOR: Sports Administration	<table><tr><th></th><th>GP-GS</th><th>PPG</th><th>RPG</th><th>APG</th><th>MPG</th></tr><tr><td>2021-22</td><td>17-17</td><td>14.0</td><td>3.6</td><td>2.9</td><td>32.0</td></tr><tr><td>CAREER</td><td>133-85</td><td>10.3</td><td>2.5</td><td>1.9</td><td>25.3</td></tr></table>		GP-GS	PPG	RPG	APG	MPG	2021-22	17-17	14.0	3.6	2.9	32.0	CAREER	133-85	10.3	2.5	1.9	25.3	<ul style="list-style-type: none">Sits atop the record books as Miami's all-time 3-point leader (285)Ranks 10th in the ACC in scoring this season at 14.0 points per gameMoved into 14th all-time in scoring at Miami with 1,371 career pointsPosted back-to-back 20-point games against two top-10 teams this seasonOlder brother, Kyle, played at Butler and professionally in France
	GP-GS	PPG	RPG	APG	MPG																	
2021-22	17-17	14.0	3.6	2.9	32.0																	
CAREER	133-85	10.3	2.5	1.9	25.3																	
21		LOLA PENDANDE Jr. F 6-4 ALMERIA, SPAIN MAJOR: Political Science	<table><tr><th></th><th>GP-GS</th><th>PPG</th><th>RPG</th><th>APG</th><th>MPG</th></tr><tr><td>2021-22</td><td>17-17</td><td>7.2</td><td>5.8</td><td>0.7</td><td>19.5</td></tr><tr><td>CAREER</td><td>69-55</td><td>8.0</td><td>5.3</td><td>0.9</td><td>19.8</td></tr></table>		GP-GS	PPG	RPG	APG	MPG	2021-22	17-17	7.2	5.8	0.7	19.5	CAREER	69-55	8.0	5.3	0.9	19.8	<ul style="list-style-type: none">Posted five double-digit outings this season (two in ACC play)Tallied her first double-double in a Miami uniform (10 pts, 15 reb) vs. RMUEarned PAC-12 All-Freshman honorable mention statusJohn R. Wooden Southern California High School Player of the Year in 2018Named the Star of the Generation for the 2000s by the Spanish National Team
	GP-GS	PPG	RPG	APG	MPG																	
2021-22	17-17	7.2	5.8	0.7	19.5																	
CAREER	69-55	8.0	5.3	0.9	19.8																	
22		CHISO OKAFOR Fr. F 6-1 MATARO, SPAIN MAJOR: Communication	<table><tr><th></th><th>GP-GS</th><th>PPG</th><th>RPG</th><th>APG</th><th>MPG</th></tr><tr><td>2021-22</td><td>7-0</td><td>0.4</td><td>0.9</td><td>0.1</td><td>3.7</td></tr><tr><td>CAREER</td><td>7-0</td><td>0.4</td><td>0.9</td><td>0.1</td><td>3.7</td></tr></table>		GP-GS	PPG	RPG	APG	MPG	2021-22	7-0	0.4	0.9	0.1	3.7	CAREER	7-0	0.4	0.9	0.1	3.7	<ul style="list-style-type: none">Competed at the 2019 FIBA U16 Women's European Championship in Skopje, Macedonia, helping Spain to a bronze medalAveraged 11.6 points and 7.3 rebounds over seven gamesIn a victory over France, tallied 23 points and 10 rebounds for her second double-double
	GP-GS	PPG	RPG	APG	MPG																	
2021-22	7-0	0.4	0.9	0.1	3.7																	
CAREER	7-0	0.4	0.9	0.1	3.7																	
23		PAULA FRAILE RUIZ So. F 6-4 BARCELONA, SPAIN MAJOR: Economics	<table><tr><th></th><th>GP-GS</th><th>PPG</th><th>RPG</th><th>APG</th><th>MPG</th></tr><tr><td>2021-22</td><td>4-0</td><td>1.0</td><td>0.3</td><td>0.3</td><td>2.1</td></tr><tr><td>CAREER</td><td>4-0</td><td>1.0</td><td>0.3</td><td>0.3</td><td>2.1</td></tr></table>		GP-GS	PPG	RPG	APG	MPG	2021-22	4-0	1.0	0.3	0.3	2.1	CAREER	4-0	1.0	0.3	0.3	2.1	<ul style="list-style-type: none">Made her Miami debut against Robert Morris, tallying four points and a boardPlayed four seasons with Segle XXI in Barcelona, SpainHelped Spain to a third-place finish at the 2016 FIBA U16 Women's Europe an Championship - Division B gamesParticipated in the 2020 Basketball Without Borders Global Camp
	GP-GS	PPG	RPG	APG	MPG																	
2021-22	4-0	1.0	0.3	0.3	2.1																	
CAREER	4-0	1.0	0.3	0.3	2.1																	
25		KARLA ERJAVEC Sr. G 5-10 ZAGREB, CROATIA MAJOR: Exercise Physiology	<table><tr><th></th><th>GP-GS</th><th>PPG</th><th>RPG</th><th>APG</th><th>MPG</th></tr><tr><td>2021-22</td><td>17-17</td><td>7.1</td><td>2.7</td><td>2.6</td><td>28.1</td></tr><tr><td>CAREER</td><td>90-75</td><td>7.0</td><td>2.5</td><td>3.0</td><td>27.9</td></tr></table>		GP-GS	PPG	RPG	APG	MPG	2021-22	17-17	7.1	2.7	2.6	28.1	CAREER	90-75	7.0	2.5	3.0	27.9	<ul style="list-style-type: none">Totaled 12 multi-assist games and seven with three-plus assist this seasonHas tallied double-digit points in four games this seasonSpent two seasons at Wyoming, starting 51 of 53 games playedMember of the U18 and U20 National Women's Team in CroatiaBoth parents played professional basketball in Croatia
	GP-GS	PPG	RPG	APG	MPG																	
2021-22	17-17	7.1	2.7	2.6	28.1																	
CAREER	90-75	7.0	2.5	3.0	27.9																	
33		MAEVA DJALDI-TABDI Gr. F 6-4 PARIS, FRANCE MAJOR: Liberal Arts	<table><tr><th></th><th>GP-GS</th><th>PPG</th><th>RPG</th><th>APG</th><th>MPG</th></tr><tr><td>2021-22</td><td>17-0</td><td>7.2</td><td>3.8</td><td>0.5</td><td>18.0</td></tr><tr><td>CAREER</td><td>106-2</td><td>7.4</td><td>3.8</td><td>0.5</td><td>16.8</td></tr></table>		GP-GS	PPG	RPG	APG	MPG	2021-22	17-0	7.2	3.8	0.5	18.0	CAREER	106-2	7.4	3.8	0.5	16.8	<ul style="list-style-type: none">Ranks third on the Canes in scoring (7.2) and first among bench playersTallied double-digits in three of the last six gamesScored a career-high 19 points against Duke (1/18)Earned All-ACC Freshman Team Honors in her rookie season at SyracuseWon a gold medal in 3x3 basketball with France at the 2019 NAOC Games
	GP-GS	PPG	RPG	APG	MPG																	
2021-22	17-0	7.2	3.8	0.5	18.0																	
CAREER	106-2	7.4	3.8	0.5	16.8																	
35		NAOMI MBANDU Sr. F 6-2 AMIENS, FRANCE MAJOR: Sports Administration	<table><tr><th></th><th>GP-GS</th><th>PPG</th><th>RPG</th><th>APG</th><th>MPG</th></tr><tr><td>2021-22</td><td>17-12</td><td>3.4</td><td>3.1</td><td>1.0</td><td>16.3</td></tr><tr><td>CAREER</td><td>39-28</td><td>6.0</td><td>4.0</td><td>1.4</td><td>21.7</td></tr></table>		GP-GS	PPG	RPG	APG	MPG	2021-22	17-12	3.4	3.1	1.0	16.3	CAREER	39-28	6.0	4.0	1.4	21.7	<ul style="list-style-type: none">Started 12 of 17 games play this season for MiamiRecorded first career double-double (17 pts, 11 reb) at Louisville in 2020-21Helped Gulf Coast to the NJCAA Division I national championship in 2019Represented France at 2019 FIBA U20 Women's European ChampionshipTeammate of Kenza Salgues at Le Centre Fédéral de Basketball
	GP-GS	PPG	RPG	APG	MPG																	
2021-22	17-12	3.4	3.1	1.0	16.3																	
CAREER	39-28	6.0	4.0	1.4	21.7																	