

## Louisville Basketball Quick Facts

Location	Louisville, Ky. 40292
Founded / Enrollment	1798 / 22,640
Nickname / Colors	Cardinals / Red & Black
Conference	Atlantic Coast
Home Court	KFC Yum! Center (22,090)
Interim President	Lori Gonzalez
Interim Director of Athletics	Josh Heird
Interim Head Coach	Mike Pegues (Delaware '00)
UofL/Overall Record	5-5 (first year)
Assistant Coach	Ross McMains
Assistant Coach	Kahil Fennell
Director of Basketball Operations	Taylor Barnette
All-Time Record	1,769-953 (108th yr.) <i>(does not include 123-3 record vacated by NCAA)</i>
All-Time NCAA Tournament Record	61-40 (39 Appearances, 8 Final Fours, 2 NCAA Titles - '80, '86)
<b>Important Phone Numbers</b>	
Athletics Office	(502) 852-5732
Basketball Office	(502) 852-6651
Sports Information Office	(502) 852-6581
Sr. Assoc. AD/SID - Kenny Klein, cell	(502) 599-7865
email: kenny@GoCards.com	

### 2021-22 Schedule / Results #TEAM108

Date	Opponent	TV	Time (ET)
<b>October</b>			
Fri. 29	KENTUCKY STATE ~ .....	ACCNX	W 94-45
<b>November</b>			
Wed. 3	WEST GEORGIA ~ .....	ACCNX	W 103-51
Tues. 9	SOUTHERN.....	RSN	W 72-60
Fri. 12	FURMAN.....	ACCNX	L 72-80/ot
Mon. 15	NAVY.....	ACCN	W 77-60
Sat. 20	DETROIT MERCY + .....	ACCNX	W 73-67
Thur. 25	Mississippi State * .....	CBS SN	W 72-58
Sat. 27	Maryland* .....	CBS SN	W 63-55
<b>December</b>			
Wed. 1	at #22/22 Michigan State ^ .....	ESPN	L 64-73
Sat. 4	at NC State .....	ESPN2	W 73-68
Fri. 10	DEPAUL.....	ACCN	L 55-62
Tues. 14	SE LOUISIANA.....	ACCN	W 86-60
Sat. 18	at Western Kentucky .....	CBS	L 72-82
Wed. 22	at Kentucky .....		postponed
Wed. 29	WAKE FOREST.....	ACCN	W 73-69
<b>January</b>			
Sun. 2	at Georgia Tech .....	ESPN2	W 67-64
Wed. 5	PITTSBURGH .....	ESPNU	W 75-72
Sat. 8	at Florida State .....	ESPNU	L 70-79
Wed. 12	NC STATE .....	ACCN	L 63-79
Sat. 15	at Pittsburgh .....	ACCN	L 53-65
Wed. 19	BOSTON COLLEGE .....	RSN	W 67-54
Sat. 22	NOTRE DAME .....	ESPN	L 70-82
Mon. 24	at Virginia.....	ESPN	L 52-64
Sat. 29	#9/7 DUKE.....	ESPN	L 65-74
<b>February</b>			
Tues. 1	NORTH CAROLINA .....	ACCN	L 83-90/ot
Sat. 5	at Syracuse .....	ESPN2	L 69-92
Wed. 9	at Notre Dame.....	ESPNU	L 57-63
Wed. 16	MIAMI.....	RSN	7:00 p.m.
Sat. 19	CLEMSON .....	RSN	3:00 p.m.
Mon. 21	at North Carolina.....	ESPN	7:00 p.m.
Sat. 26	at Wake Forest .....	ACCN	7:00 p.m.
<b>March</b>			
Tues. 1	at Virginia Tech .....	ESPN/ESPN2	9:00 p.m.
Sat. 5	VIRGINIA .....	ESPN/ESPN2	12/2 p.m.
Tues. 8-	at ACC Tournament.....	TBA	TBA
Sat. 12	(Barclays Center, Brooklyn, NY)		
~ exhibition game			
+ Baha Mar Hoops Bahamas Championship, Louisville, KY			
* Baha Mar Hoops Bahamas Championship, Nassau, Bahamas			
^ Big 10/ACC Challenge, East Lansing, MI			



# LOUISVILLE BASKETBALL

TOUGH. TOGETHER. UNBREAKABLE.

1980, 1986 NCAA Champions □ 8 NCAA Final Fours □ 39 NCAA Tournament Appearances

Sports Information ♦ University of Louisville ♦ Louisville, KY 40292 ♦ www.GoCards.com  
Phone: (502) 852-6581 ♦ email: kenny@GoCards.com ♦ Twitter/Instagram: @LouisvilleMBB

## Louisville Cardinals (11-13, 5-9 ACC) vs. Miami Hurricanes (18-7, 10-4 ACC)



Wednesday, Feb. 16 ■ 7:00 p.m. ET ■ KFC Yum! Center ■ Louisville, Ky.

### POSSIBLE STARTING LINEUPS

Louisville (11-13, 5-9 ACC)	Ht.	Wt.	Yr.	PPG	RPG	Hometown
F 14 Dre DAVIS	6-6	210	So.	7.6	3.2	Indianapolis, Ind.
F 24 Jae'Lyn WITHERS	6-8	225	R-So.	5.8	4.5	Charlotte, N.C.
C 21 Sydney CURRY	6-8	270	Jr.	5.0	3.3	Ft. Wayne, Ind.
G 3 El ELLIS	6-3	180	Jr.	8.7	1.8	Durham, N.C.
G 13 Jarrod WEST	5-11	185	Gr.	6.2	2.6	Clarksburg, W.Va.

Miami (18-7, 10-4 ACC)	Ht.	Wt.	Yr.	PPG	RPG	Hometown
F 21 Sam WAARDENBURG	6-10	225	R-Sr.	8.4	3.8	Auckland, New Zealand
G 2 Isaiah WONG	6-3	185	So.	15.8	4.2	Piscataway, N.J.
G 3 Charlie MOORE	5-11	180	R-Sr.	12.3	2.7	Chicago, Ill.
G 11 Jordan MILLER	6-7	195	Jr.	8.7	5.7	Middleburg, Va.
G 23 Kameron MCGUSTY	6-5	190	R-Sr.	17.8	5.3	Katy, Texas

Head Coach: Jim Larrañaga (Providence '71) 218-137 in 11th year at Miami, 687-471 in 38th year overall.

Louisville plays its first of two straight at home and its first home game in 15 days as the Cardinals face the Miami Hurricanes on Wednesday. UofL will celebrate black excellence in the Louisville community during the game. Louisville fell 63-57 at ACC co-leader Notre Dame on Feb. 9 as Jae'Lyn Withers led the Cardinals with 20 points and three steals, tying his career scoring high. UofL fought back from a 14-point deficit to take the lead with 6:14 remaining, but Notre Dame pulled away as the Cards made just one of their last nine field goal attempts. Miami (18-7, 10-4 ACC), tied for third in the ACC standings, has won four of its last six games, including a 76-72 victory at Wake Forest on Feb. 12 in its last game.

### GAME FACTS

**Site:** KFC Yum! Center/Denny Crum Court, Louisville, Ky. (22,090) (178-34 in 12th year)  
**Television:** Regional Sports Networks (Bally Sports South in Louisville) - Evan Lepler, play-by-play; Cory Alexander, analyst.  
**Radio:** WKRD (790 AM; joined in progress on WHAS 840 AM) Paul Rogers, play-by-play; Bob Valvano, analyst.  
**Series History:** Louisville leads 13-5 (6-0 in Louisville, 5-5 at Miami, 2-0 neutral)  
**Last Meeting:** Miami 78, UofL 72 (Jan. 16, 2021 in Coral Gables, Fla.)  
**UofL National Ranking:** unranked in USA Today & Associated Press polls  
**Officials:** Roger Ayers, Jamie Luckie, Pat Driscoll  
**Next UofL Game:** Feb. 19 vs. Clemson, KFC Yum! Center, 3 p.m. ET (RSN)

### CARD FILE

■ **Jae'Lyn Withers** has averaged 9.7 points and 4.4 rebounds over the last seven games while shooting 50 percent from the field (27-54), scoring in double figures in four of those seven (three straight; averaging 15.0 ppg in the last three). He tied his career scoring high of 20 points against Notre Dame. He averaged 4.2 points in the first 17 games of the season.  
■ **El Ellis** has scored in double figures in the last four games, including a career-high 25 vs. North Carolina. He is averaging 11.3 points per game over the last 11 games -- tops for the Cardinals in that stretch while hitting 21-of-51 threes (.412), including 16.5 ppg in the last four.  
■ **Jarrod West** needs two assists for 500 in his career. West is fourth in the ACC in assist-turnover ratio (2.39) and is third in the nation in career steals among active players with 286.  
■ Louisville has averaged just 9.8 turnovers over its last seven games. The Cardinals have committed single-digit turnovers in four of its last six games, and five of the last eight, including nine turnovers at Notre Dame.  
■ Louisville has averaged 28.6 points per game from its bench this season. The Cardinals have had 29 double-figure scoring efforts off the bench. Louisville's bench has contributed 30 or more bench points on 12 occasions this season (last: 36-14 bench scoring advantage at Syracuse). The Cards are 14th in the nation in bench minutes (42.5 percent).  
■ **Sydney Curry** has scored 67 points in his last eight games after combining for 33 points over his first 12 games this season. He is averaging 8.4 points and 4.5 rebounds over his last eight games.

■ **About Miami** — Miami (18-7, 10-4 ACC), tied for third in the ACC standings, has won four of its last six games, including a 76-72 victory at Wake Forest on Feb. 12 in its last game as Kameron McGusty scored 22 points and Isaiah Wong added 20 for the Hurricanes.

Miami is second in the ACC in steals per game (8.7; 30th in the nation) and leads the league in fewest turnovers per game (9.6, sixth in the nation). Miami is No. 68 in ESPN's College Basketball Power Index (BPI), No. 67 by KenPom, No. 70 in the Sagarin Ratings and No. 68 in the NCAA's NET rankings, through Feb. 13. Louisville is No. 101 in ESPN's BPI, No. 128 by KenPom, No. 99 in the Sagarin Ratings and No. 126 in the NCAA's NET.

Louisville leads the all-time series against Miami 13-5 (6-0 in games played in Louisville), winning three of the last four meetings and nine of the last 12. In the last matchup, Miami prevailed 78-72 over UofL in Coral Gables (1-16-21) as Carlk Jones led the Cardinals with 25 points and seven assists, while Jae'Lyn Withers added a double-double with 18 points and 11 rebounds.

Louisville forward Matt Cross played at Miami last season, scoring 16 points while making 4-of-6 three-pointers against the Cardinals.

Miami forward Anthony Walker attended Brewster Academy, which also produced Cardinal great Donovan Mitchell.

Louisville has an all-time 20-13 record in games played on Feb. 16, ■ **Pegues Interim Coach — Mike Pegues** (pronounced puh-GEESE) will serve as the Cardinals' interim head coach for the remainder of the 2021-22 season after the mutual parting on Jan. 26 with Chris Mack, who had guided the Cardinals for three and a half seasons. Pegues is in his fourth year at UofL after working six seasons at Xavier (2012-18). Before his time at Xavier, Pegues spent two seasons as an assistant coach at his alma mater, the University of Delaware. Pegues had a stellar collegiate career at Delaware, where he earned a degree in communications in 2000. The all-time leading scorer in Delaware men's basketball history with 2,030 points, Pegues led the Blue Hens to two NCAA Tournament appearances while playing under former UD head coach and current Notre Dame head coach Mike Brey from 1996-2000. A native of Washington, D.C., Pegues played professionally in Italy, New Zealand, England and Argentina, as well as one season in the Continental Basketball Association. He guided the Cardinals to a 5-1 record in the first six games of this season while serving as acting head coach and Mack was serving a suspension (5-5 record now).

■ **Card File** -- Louisville grabbed 11 offensive rebounds at Notre Dame, its fourth straight game and 11th this season with at least 10 ... Louisville used its 12th different starting lineup at Notre Dame ... Louisville's leading scorer has come from the bench 11 times this season, including five of the last six games ... Opponents have shot nearly 10 percentage points higher against the Cardinals in their 13 losses (.470) than in their 11 victories (.372) ... Louisville made 10 three-pointers at Syracuse, its 11th game this season and fifth straight with at least eight made threes. The Cardinals made a season-high 15 three-pointers against North Carolina three games ago, its most in eight years and a span of 257 games (five at Notre Dame in its last game). UofL made a high of eight threes in a game on three occasions last year ... **Matt Cross** produced his first career double-double against North Carolina with 13 points and a career-best 15 rebounds. Cross knocked down 3-of-5



Statistical Comparison		
	Miami	UofL
Record .....	18-7	11-13
Scoring Average.....	74.8	68.5
Points Allowed .....	71.2	69.7
Scoring Margin .....	+3.6	-1.2
FG Percentage.....	.471	.419
Opp. FG Percentage ...	.463	.424
3-Pt. Percentage .....	.354	.319
FT Percentage .....	.748	.687
Rebound Margin .....	-4.4	+1.4
Turnover Margin .....	+4.3	-1.0

Series vs. Miami		
<i>(Won 13, Last 5)</i>		
Date .....	UL	BC
Jan. 5, 1951 (A) .....	73	60
Dec. 29, 1952 (A) .....	84	74
Jan. 31, 1957 (A) .....	89	60
<b>Jan. 30, 1961 (A) .....</b>	<b>69</b>	<b>71</b>
Dec. 6, 1961 (H) .....	77	59
<b>Feb. 9, 1963 (A) .....</b>	<b>84</b>	<b>94</b>
Dec. 28, 1965 (N)* (OT) ..	85	84
Dec. 31, 2005 (A) @ .....	58	43
Dec. 23, 2006 (H) .....	82	59
Feb. 3, 2015 (H) .....	63	55
Feb. 21, 2015 (H) .....	55	53
<b>Feb. 27, 2016 (A) .....</b>	<b>65</b>	<b>73</b>
Feb. 11, 2017 (H) .....	71	66
<b>Jan. 24, 2018 (A) (OT) ..</b>	<b>75</b>	<b>78</b>
Jan. 6, 2019 (H) .....	90	73
Nov. 5, 2019 (A) .....	87	74
Jan. 7, 2020 (H) .....	74	58
<b>Jan. 16, 2021 (A) .....</b>	<b>72</b>	<b>78</b>

\*Hurricane Classic (Miami Beach, FL)  
@Metro PSC Orange Bowl Classic (Miami, FL)

**Last Meeting vs. Miami**

**Miami 78, Louisville 72**  
Jan. 16, 2021 -- Coral Gables, Fla. (Watsco Center)

Louisville 72												
Player	min	FG	3FG	FT	Reb	Ast	TO	BL	ST	PF	TP	
Williamson	28	1-6	0-4	2-2	5	0	0	0	0	3	4	
Davis	32	2-8	0-1	7-8	2	1	0	0	1	2	11	
Withers	28	8-9	1-1	1-3	11	0	2	1	2	4	18	
Jones	40	11-20	1-5	2-2	3	7	2	0	3	3	25	
Johnson	34	2-6	1-4	0-0	5	3	2	0	1	2	5	
Traynor	7	1-2	0-0	0-0	0	0	0	0	0	0	2	
Slazinski	19	2-5	0-2	3-3	3	0	0	0	0	1	7	
Nickelberry	11	0-4	0-3	0-0	0	0	0	0	0	0	0	
Wiznitzer	1	0-0	0-0	0-0	0	0	0	0	0	0	0	
Team					1		1					
Totals	200	27-60	3-20	15-18	30	11	7	1	7	15	72	

Total FG% 1st H: 10-28 35.7% 2nd H: 17-32 53.1% Game: 45.0%  
3-Pt. FG% 1st H: 0-10 0.0% 2nd H: 3-10 30.0% Game: 15.0%  
FThrow % 1st H: 1-2 50.0% 2nd H: 14-18 87.5% Game: 83.3%

Miami 78												
Player	min	FG	3FG	FT	Reb	Ast	TO	BL	ST	PF	TP	
Walker	18	1-6	0-3	0-0	0	1	2	0	0	2	2	
Brooks	29	3-6	0-0	2-4	11	1	2	0	0	4	8	
Wong	39	12-20	3-5	3-5	7	6	0	0	1	3	30	
Olaniyi	36	6-11	1-4	2-4	10	3	3	0	0	2	15	
Beverly	38	2-8	0-2	1-2	4	2	1	0	1	1	5	
Cross	29	4-7	4-6	4-4	4	2	2	0	2	2	16	
Gak	11	1-1	0-0	0-0	0	0	0	1	0	1	2	
Team					2		2					
Totals	200	29-59	8-20	12-19	38	15	12	1	3	13	78	

Total FG% 1st H: 15-34 44.1% 2nd H: 14-25 56.0% Game: 49.2%  
3-Pt. FG% 1st H: 2-10 20.0% 2nd H: 6-10 60.0% Game: 40.0%  
FThrow % 1st H: 1-3 33.3% 2nd H: 11-16 68.8% Game: 63.2%

Score by Periods				Attendance: 0	
1st	2nd	Total	Ties: 1		
Miami	33	45	78	Lead Changes: 4	
Louisville	21	51	72		

three-pointers, his sixth game this season with multiple threes. It was his ninth game in double figures, but went scoreless in his last two games ... **Jarrod West** had made 12 three-pointers on the season in his first 18 games before making 10-of-20 threes over the last six contests. He scored a season-high matching 14 points in two of the last six games. West has made 242-of-656 threes over his collegiate career (.369) ... **Noah Locke** has scored in double figures 14 times this season and eight times in the last 14 games. Locke has made multiple three-pointers in 10 of the last 14 games and at least three of them in 11 games this season. Locke has made 40 percent of his three-point field goals in ACC games (32-of-80), but has made 7-of-30 threes over the last five games (.233) ... **Samuell Williamson** scored 10 points at Syracuse, his first game in double figures since Florida State on Jan. 8.

■ **Wednesday's Telecast** -- UofL's game against Miami will be televised by regional sports networks. In Louisville, the game telecast is available on **Bally Sports South** on AT&T U-Verse channel 1724, DIRECTV channel 646 and Spectrum channel 70. A link to the regional sports networks that will carry the game is here: [https://theacc.com/sports/2022/2/7/MBB\\_RSN\\_MIA\\_LOU\\_22.aspx](https://theacc.com/sports/2022/2/7/MBB_RSN_MIA_LOU_22.aspx).

Regional Sports Networks televising Louisville vs. Miami (Feb. 16)	
Bally Sports Detroit	
Bally Sports Great Lakes	
Bally Sports South	
Bally Sports Southwest	
Bally Sports Southwest Plus	
Bally Sports Sun	
Bally Sports West	
Bally Sports Wisconsin Plus	
Marquee Sports Network	
Mid-Atlantic Sports Network	
New England Sports Network	
YES Network	

**2021-22 University of Miami Hurricanes Men's Basketball Roster**

No.	Name	Pos	Ht.	Wt.	Yr.	Hometown / Last School
1	Anthony Walker	F	6-9	215	So.	Baltimore, Md. / Brewster Academy (N.H.) HS
2	Isaiah Wong	G	6-3	185	So.	Piscataway, N.J. / Monsignor Bonner (Pa.) HS
3	Charlie Moore	G	5-11	180	R-Sr.	Chicago, Ill. / Morgan Park HS / DePaul / Kansas / Cal
4	Bensley Joseph	G	6-1	195	Fr.	Arlington, Mass. / Putnam Science Academy (Conn.)
5	Harlond Beverly	G	6-5	195	So.	Detroit, Mich. / Montverde Academy (Fla.)
10	Filippos Gkogkos	G	6-3	193	So.	Athens, Greece / Int'l. School of Bucharest (Romania)
11	Jordan Miller	G	6-7	195	Jr.	Middleburg, Va. / Loudoun Valley / George Mason
13	Jakai Robinson	G	6-4	200	Fr.	Ossining, N.Y. / Rock Creek Christian Academy (Md.)
14	Rodney Miller Jr.	C	7-0	235	R-Sr.	Laurelton, N.Y. / Oak Hill Academy (Va.)
21	Sam Waardenburg	F	6-10	225	R-Sr.	Auckland, New Zealand / Rangitoto College
22	Deng Gak	F	6-11	220	R-Jr.	Sydney, Australia / Blair Academy (N.J.)
23	Kameron McGusty	G	6-5	190	R-Sr.	Katy, Texas / Sunrise Christian Academy (Kan.) / Oklahoma
32	Thomas Oosterbroek	F	6-7	235	Fr.	Amsterdam, Netherlands / Brentwood School (Calif.)
55	Wooga Poplar	G	6-5	195	Fr.	Philadelphia, Pa. / Math, Civics & Sciences Charter School

**Head Coach:** Jim Larrañaga **Assoc. Head Coach:** Chris Caputo **Asst. Coaches:** Bill Courtney, DJ Irving

## 2021-22 University of Louisville Cardinals Men's Basketball Roster

No.	Name	Pos.	Ht.	Wt.	Yr.	Hometown (Previous School)
0	Noah Locke	G	6-3	210	Sr.	Baltimore, Md. (University of Florida)
1	Mike James *	G/F	6-6	215	Fr.	Orlando, Fla. (Oak Ridge HS)
3	El Ellis	G	6-3	180	Jr.	Durham, N.C. (Tallahassee Community College)
4	Roosevelt Wheeler	F/C	6-10	245	Fr.	Richmond, Va. (John Marshall HS)
5	Malik Williams	F/C	6-11	245	Sr.	Ft. Wayne, Ind. (Snider HS)
10	Samuell Williamson	G/F	6-7	205	Jr.	Rockwall, Texas (Rockwall HS)
11	Mason Faulkner	G	6-1	185	Gr.	Glasgow, Ky. (Western Carolina University)
12	JJ Traynor	F	6-8	200	So.	Bardstown, Ky. (Bardstown HS)
13	Jarrold West	G	5-11	185	Gr.	Clarksburg, W.Va. (Marshall University)
14	Dre Davis	G/F	6-6	210	So.	Indianapolis, Ind. (Lawrence Central HS)
15	Drew Schultz	F	6-4	200	So.	Rockwall, Texas (Rockwall HS)
20	Sam Bearden	F	6-5	200	So.	Louisville, Ky. (Holy Cross HS)
21	Sydney Curry	F	6-8	270	Jr.	Ft. Wayne, Ind. (John A. Logan College)
23	Gabe Wiznitzer	C	6-11	245	So.	Walhalla, S.C. (Hargrave Military Academy)
24	Jae'Lyn Withers	F	6-8	225	R-So.	Charlotte, N.C. (Cleveland (OH) Heights HS)
30	Ashton Myles-Devore	G	6-1	165	So.	Versailles, Ky. (Woodford County HS)
33	Matt Cross	F	6-7	230	So.	Beverly, Mass. (University of Miami/Fla.)
45	Brad Colbert	G	6-2	185	So.	Loveland, Ohio (Andrews Osborne Academy)

**Pronunciations:** Jarrod West (JAIR-uhd), Gabe Wiznitzer (WIZ-nit-zer); assistant coaches Mike Pegues (puh-GEESE), Kahil Fennell (kuh-HILL fe-NELL). \*out for season with injury

■ **Three 1,000-Point Scorers** -- Louisville has three individuals who have scored 1,000 collegiate career points. Co-captain Jarrod West has produced 1,352 points and 498 assists over the last four years at Marshall (2017-21) and Louisville this season. Mason Faulkner has totaled 1,462 career points and 503 assists in five seasons at Northern Kentucky, Western Carolina and Louisville. In addition, transfer Noah Locke reached the 1,000 career point scoring mark with 12 points against Maryland in the Baha Mar Hoops Bahamas Championship, scoring 933 points in three seasons at Florida and 227 in the Cardinals' 24 games (1,160 total). Malik Williams is the closest returning Cardinal to 1,000 career points with 819 points and 636 career rebounds. El Ellis amassed 862 points in two junior college seasons before joining the UofL team. Louisville is second in the nation with 69 career 1,000-point scorers behind North Carolina's 77.

■ **Briefly** — Louisville's 34 ACC road wins in its eighth year in the league is the fourth-most in the ACC in that period ... Louisville is 8-2 this season when outrebounding its opponent, 10-1 when shooting better from the field than the opposition, and 8-1 when shooting more free throws than its opponent ... Louisville has a 71-35 record during the month of February over the last 15 years (.670; since 2007-08) ... This is the first time a Louisville team has dropped at least 13 of its first 24 games since the Cardinals started 9-15 in 2000-01. This is the first six-game losing streak for UofL since 1990-91. The Cards have not lost seven straight since 1940-41 ... The Cardinals first four ACC victories were each by five points or less ... **Mason Faulkner** has scored eight or more points in seven of his last 14 games. He is second on the team in assists (68 assists, 3.0 per game; Jarrod West has 74) and is fourth in the ACC in assist-turnover ratio for ACC games only at 3.00 (45 assists, 15 turnovers in ACC games) ... Louisville announced Josh Heird as its interim athletic director and Lori Gonzalez as interim president on Dec. 13. Vice President/Director of Athletics Vince Tyra resigned on Dec. 8 and President Neeli Bendapudi accepted the presidency for Penn State University on Dec. 9 ... While Louisville has made 68.7 percent of its free throws on the season (last in the ACC), the Cardinals have made a slightly better 71.1 percent at the line (59-of-83) in the last five minutes of games ... Louisville has eight newcomers among its 14 scholarship players. The group includes six transfers, including two from junior colleges, and two freshmen.

■ **Clemson Up Next** -- Louisville plays its second straight at home and one of two remaining home games this season as the Cardinals face the Clemson Tigers on Saturday (Feb. 19, 3 p.m. ET, Regional Sports Networks/Bally Sports South in Louisville). The game will be UofL's Kids Day event (more info: <https://gocards.com/kidsday>). Clemson (12-13, 4-10 ACC) has dropped its last four games, falling 76-61 at home to Notre Dame on Feb. 12 in its last game. The Tigers will play at Florida State on Feb. 15 prior to facing the Cardinals. Clemson is fourth in the ACC and 29th nationally in three-point field goal percentage, burying 37.5 percent of its shots from long range. Louisville has a 7-4 series advantage over Clemson (6-0 in Louisville). The Tigers have won the last two matchups, including a 54-50 decision over UofL at Clemson last season (1-27-21) as Carlik Jones led the Cardinals with 11 points as the lone UofL player in double figures and Jae'Lyn Withers pulled down 12 rebounds. Clemson is No. 76 in ESPN's College Basketball Power Index (BPI), No. 70 by KenPom, No. 74 in the Sagarin Ratings and No. 73 in the NCAA's NET rankings. through Feb. 13.

## ATLANTIC COAST CONFERENCE

(2021-22 standings through Feb. 13)

School	ACC	Overall	Streak
Duke.....	11-3	21-4	W 2
Notre Dame.....	11-3	18-7	W 4
Miami.....	10-4	18-7	W 2
North Carolina.....	10-4	18-7	W 2
Wake Forest.....	10-5	20-6	L 1
Virginia.....	10-5	16-9	W 4
Virginia Tech.....	7-7	15-10	W 5
Syracuse.....	7-7	13-12	L 1
Florida State.....	6-8	13-11	L 6
<b>Louisville.....</b>	<b>5-9</b>	<b>11-13</b>	<b>L 6</b>
Pittsburgh.....	5-10	10-16	W 2
Boston College.....	4-9	9-14	L 3
Clemson.....	4-10	12-13	L 4
Georgia Tech.....	3-10	10-14	L 2
NC State.....	3-12	10-16	L 6

### Upcoming ACC Games



#### Monday, February 14

Virginia @ Virginia Tech..... ESPN 7:00 PM

#### Tuesday, February 15

Wake Forest @ Duke..... ESPN/2 7:00 PM

Clemson @ Florida State..... RSN 7:00 PM

NC State @ Georgia Tech..... ACCN 8:00 PM

#### Wednesday, February 16

Boston College @ Notre Dame..... ESPN2/U 7:00 PM

Miami @ Louisville..... RSN 7:00 PM

Pittsburgh @ North Carolina..... ACCN 8:00 PM

#### Saturday, February 19

Boston College @ Syracuse..... ESPN2 12:00 PM

Notre Dame @ Wake Forest..... RSN 1:00 PM

Clemson @ Louisville..... RSN 3:00 PM

North Carolina @ Virginia Tech..... ESPN/2 4:00 PM

Virginia @ Miami..... ACCN 5:00 PM

Florida State @ Duke..... ESPN 6:00 PM

Georgia Tech @ Pittsburgh..... ACCN 7:00 PM

#### Monday, February 21

Louisville @ North Carolina..... ESPN 7:00 PM

Florida State @ Boston College..... ACCN 7:00 PM

### Louisville in ACC Statistics (through Feb. 13)

Team Statistics	All	Rank	ACC	Rank
Scoring Offense.....	68.5	12	66.9	11
Scoring Defense.....	69.7	10	72.5	10
Scoring Margin.....	-1.2	12	-5.6	13
FT Percentage.....	.687	15	.679	15
FG Percentage.....	.419	12	.419	11
FG Pct. Defense.....	.424	4	.451	8
3-Pt. Percentage.....	.319	14	.336	11
3-Pt. Percentage Defense.....	.338	6	.363	7
Rebounding Margin.....	+1.4	8	-0.3	10
Blocked Shots.....	2.5	13	2.4	13
Assists.....	12.3	12	12.4	12
Steals.....	6.1	10	4.7	14
Turnover Margin.....	-1.0	12	-1.8	12
Assists-Turnover Ratio.....	1.02	12	1.15	10
3FG Made.....	8.2	6	8.4	7

#### Individual Stats (All Games)

<b>Assists</b>	
18. Jarrod West.....	3.0
20. Mason Faulkner.....	3.0

<b>Rebounding</b>	
4. Malik Williams.....	8.3

<b>Assists/Turnovers Ratio</b>	
4. Jarrod West.....	2.39

#### 3PT Field Goals Made

9. Noah Locke.....	2.2
--------------------	-----

<b>Steals</b>	
18. Jarrod West.....	1.3

<b>Defensive Rebounding</b>	
3. Malik Williams.....	6.5

<b>Blocked Shots</b>	
22. Malik Williams.....	0.7



■ **Card Clips** — Louisville has held 12 of its 24 opponents under 43 percent from the field this season and seven under 40 percent. However, 10 of UofL's last 11 foes have exceeded that mark, with three over 50 percent (NC State .561, Notre Dame .633, Syracuse .552) against the Cardinals. Louisville is fourth in the ACC and are 145th nationally in field goal percentage defense (.424) ... **Jarrold West** is fourth in the ACC in assists-turnovers ratio (2.39), 18th in steals (1.3) and 18th in assists (3.0). West needs two assists for 500 in his career (498 now) ... Nine different players have led the Cardinals in scoring in Louisville's 24 games ... Louisville is gathering steals at a higher rate than a year ago, averaging 6.1 steals this season (10th in the ACC) after averaging 4.8 a game last year. Louisville has produced eight or more steals in seven games ... Walk-on Sam Bearden's number has changed from 2 to 20 for the remainder of the season after Russ Smith's No. 2 jersey retirement on Jan. 22 ... Louisville trailed by as many as nine (36-27) in the second half against Wake Forest, marking the 37th time in the last 10 seasons the Cardinals have recovered from nine or more points down to win.

■ **Rebounding a Key** — Louisville is 8-2 this year when winning the rebounding battle, but have been outrebounded in seven of the last eight games. The Cardinals rank 38th in the NCAA in defensive rebounding (27.7 rpg) and 71st in total rebounds per game (37.5) through Feb. 13. The Cards grabbed 11 offensive rebounds at Notre Dame, their 12th time this season and third straight with at least 10 on the offensive glass. UofL had a season-high 17 offensive rebounds vs. Maryland.

Louisville dominated the glass in its two games in the Bahamas, claiming a 47-38 rebounding advantage vs. Mississippi State before outrebounding Maryland 51-25. The plus-26 rebounding margin against Maryland is the largest for the Cardinals since finishing plus-28 against Evansville on Nov. 25, 2020. The margin is the largest for UofL away from home since plus-30 against Northeastern on Nov. 28, 1986. It was the largest rebounding advantage against a current Power Five program since a plus-29 vs. Virginia Tech on Feb. 6, 1986. Louisville held a decisive 46-30 rebounding advantage over NC State in its first ACC outing and a 32-28 edge against the Wolfpack on Jan. 12.

■ **Tornado Relief Efforts** -- While there are multiple ways to support relief efforts across Kentucky from the devastation from December tornados, below is a fund in which individuals can provide financial donations that can directly help residents specifically in the Bowling Green area, where the Cardinals played on Dec. 18. **Warren County Public Schools Synergy Relief Fund** link: <https://uofl.me/31O55pM>, or text "BGSTRONG" to 83200.

UofL transported hundreds of toys to Bowling Green in advance of its game at Western Kentucky on Dec. 18. The toys, unloaded by the Cardinal team, were donated by UofL fans at home men's and women's games, plus by the UofL athletics staff. The toy drives also supported local Louisville organizations Home of the Innocents and Nortons Children's Hospital.

■ **Davis, King Sign with Louisville Basketball -- D'Ante "Tae" Davis**, 6-6, 175-pound guard from Warren Central High School in Indianapolis, Ind.; and **Fredrick King**, a 6-10, 220-pound center from Mangrove Cay, Andros, in the Bahamas; have each signed a national letter-of-intent to continue their basketball playing careers at the University of Louisville.

Davis averaged 13.5 points and 6.2 rebounds per game as a junior last season in helping Warren Central post a 19-7 record before falling to 4A state finalist Lawrence North by a point in the sectional semifinals. The younger brother of current UofL sophomore guard/forward Dre Davis, Tae is ranked among the nation's top 150 players, including No. 139 by Rivals.com and No. 147 by 247Sports.com. He was an AP high honorable mention all-state selection as a junior in 2020-21, an All-Metropolitan Interscholastic Conference honoree and was named to the Indiana Basketball Coaches Association Underclass All-State Supreme 15.

Davis had transferred to Warren Central for the 2020-21 season after his father, D'Andre Davis Sr., became the school's head coach after previously serving six seasons as an assistant coach at Lawrence Central. As a sophomore at Lawrence Central, Tae averaged 10.9 points and 4.7 rebounds per game in 2019-20.

Many collegiate programs became aware of King when he joined the NBA Academy, where he averaged 23 points and 12 rebounds to lead his NBA Academy Latin America team to a 3-0 record at the NBA Academy Games in San Luis Potosi, Mexico in September.

In his top two games in the NBA Academy International event, King scored 31 points and grabbed 16 rebounds in an 82-61 win over NBA Africa Red, and totaled 29 points and 13 rebounds in a 93-87 victory over The Skills Factory. King, who turns 18-years-old in February, was the first Bahamian to enroll at the NBA Academy. Before his move to the NBA Academy in January, King's C.I. Gibson team was the GSSSA runner-up last season.

■ **Mack Was Out for First Six** — **Chris Mack**, who mutually departed from UofL on Jan. 26, served a university-imposed suspension for six games from Nov. 8 through Nov. 27. The University concluded that while Mack was a victim of an extortion attempt by former assistant coach Dino Gaudio, Mack failed to follow University guidelines, policies, and procedures in handling the matter. The sanctions imposed upon Coach Mack were unrelated to the extortion attempt itself and the ongoing NCAA process. During the suspension, Mack was prohibited from having contact with the men's basketball coaching staff or student-athletes. Mike Pegues, the Cardinals' current interim head coach, served as acting head coach during Mack's suspension and led Louisville to a 5-1 record and the Baha Mar Hoops Bahamas Championship. Pegues was the coach of record for those first six games and now has a 5-5 record as a head coach.

■ **West a Theft Leader** — Louisville graduate transfer and team co-captain Jarrod West is third in the nation in career steals among active players through Feb. 13. West has 286 career steals, including 32 in his 24 games at Louisville. West averaged a Conference USA-leading 2.5 steals (11th in the nation) as a senior for Marshall University last season. He had three or more steals in nine games last season and has five games with at least three thefts this year with the Cardinals, including a high of five at Western Kentucky on Dec. 18. West is 18th in the ACC in steals this year (1.3 per game).

**NCAA Active Career Steals (through Feb. 13)**

1	Jacob Gilyard, Richmond	441
2	Quan Jackson, UAB	309
3	<b>Jarrold West, Louisville</b>	<b>286</b>
4	Javon Levi, UT Arlington	283
5	Kevin Johnson, UIC	277

**UofL Statistical Comparison**

	Wins	Losses	Home	Neutral	Away/
Record	11-0	0-13	7-6	4-7	
Scoring Average	72.5	65.0	71.6	64.7	
Points Allowed	62.5	75.8	69.9	69.4	
Scoring Margin	+10.1	-10.8	+1.7	-4.6	
FG Percentage	.450	.395	.436	.399	
Opp. FG Percentage	.372	.470	.410	.441	
3-Pt. Percentage	.336	.307	.351	.287	
FT Percentage	.686	.689	.685	.691	
Rebound Margin	+7.5	-3.9	+0.8	+2.0	
Turnover Margin	-2.5	+0.2	-0.8	-1.3	

**UofL Statistical Comparison by Halves**

	1st Half	2nd Half
Scoring Average	33.8	34.1
Points Allowed	33.9	34.6
Scoring Margin	-0.1	-0.5
FG Percentage	.421	.420
Opp. FG Percentage	.431	.413
3-Pt. Percentage	.308	.334
FT Percentage	.702	.673
Rebound Margin	+1.4	+0.1
Turnover Margin	0.0	-1.0

■ **Seasons Remaining** -- With multiple transfers, possible COVID-19 waivers and redshirts on the Cardinals' roster this season, it can be confusing on just how many years an individual has left to play at the collegiate level. Below is a list of the seasons of collegiate competition remaining for each member of the UofL roster including this season, should a COVID-19 waiver be applied.

Name	Years	Name	Years
Sam Bearden	4	Ashton Myles-Devore	4
Brad Colbert	4	Drew Schultz	4
Matt Cross	4	JJ Traynor	4
Sydney Curry	3	Jarrold West	1
Dre Davis	4	Roosevelt Wheeler	4
El Ellis	3	Malik Williams	1
Mason Faulkner	1	Samuell Williamson	3
Mike James	4	Jae'Lyn Withers	3
Noah Locke	2	Gabe Wiznitzer	4

■ **UofL Athletics Success** -- Louisville ranks 25th in the nation in the Learfield Director's Cup standings through fall sports. Louisville's volleyball team (32-1, ACC Champion) reached the final four teams in the NCAA Volleyball Championship unbeaten until falling to eventual national champion Wisconsin on Dec. 16 in the national semifinals in Columbus, Ohio. Louisville's women's basketball team is 21-2 and ranked 3rd/3rd in the nation, while the Cardinals' swimming teams are both among the nation's top 15 teams (men's 10th, women's seventh). UofL's field hockey (No. 6 in the nation; ACC Champion) and men's soccer team both participated in NCAA postseason competition.

■ **Briefly** — Louisville's defense has not been as stingy in recent games as it has been earlier this season. Over the last 11 games, opponents are shooting nearly eight percent higher (.466 to .388) and scoring eight points more per game (74.0 to 66.0) than in the Cards' first 13 games of the season when UofL ranked among the top 25 defenses in the nation by Kenpom analytics (No. 104 now) ... **Matt Cross** has scored in double figures in seven of the last 17 games (nine total this season), including 13 points and 15 rebounds vs. North Carolina three games ago ... **Samuell Williamson** has scored nine or more points in four of the last 13 games, including 10 points at Syracuse. He is fourth in rebounding (4.0 rpg) for the Cardinals this year. He did not play at Notre Dame ... Louisville got a season-high 52 points off its bench vs. NC State, its most since scoring 63 against Southern on Nov. 13, 2018, but managed just 11 points from its starting lineup, the fewest from a starting group in 88 years ... Boston College shot just 29.2 percent (19-for-65) on Jan. 19, the first Louisville opponent to shoot under 30 percent since Evansville shot 29.8 percent on Nov. 25, 2020 ... Louisville has held the opposition to 60 points or fewer in six games this season, including a season low of 54 points against Boston College ... Wake Forest shot 24-for-63 (38.1 percent) from the field against the Cardinals, one of four teams UofL has held below 42 percent this season ... Louisville attempted just three free throws three times this year -- at Virginia, vs. DePaul and at Notre Dame -- its fewest since taking just two against Syracuse on Feb. 17, 2016 ... A starter at forward in 17 games, **Dre Davis** was named to the Baha Mar Hoops Bahamas Championship All-Tournament team ... Louisville's 35.0 percent (21-of-60) field goal accuracy against Maryland marked its lowest shooting percentage in a victory since defeating Old Dominion while shooting 29.7 percent on Nov. 23, 2016 ... Louisville started 4-0 in ACC games for the second consecutive season ... Nine of Louisville's last 10 head coaches, including acting and interim coaches, have won their first game at UofL as **Mike Pegues** did with the Cardinals on Nov. 9 ... Louisville's top two three-point shooters from a year ago are gone (David Johnson 32 threes, Carlík Jones 18) from a team that averaged 5.35 three-pointers and made a high of eight in a game last year. Ten different Cardinals have made a three-pointer this year, including seven players with eight or more threes ... Louisville scored a season-high 86 points vs. Southeastern Louisiana while also earning its widest margin of victory for the season (26 points).

■ **Cards Came Off a COVID Pause** -- Louisville's Dec. 29 game vs. Wake Forest was its first off a pause in basketball activities due to multiple COVID positive tests in the program that forced the Cardinals off the court and to postpone its Dec. 22 game at Kentucky. There were 11 days between games when UofL faced Western Kentucky on Dec. 18 and its next game against WFU on Dec. 29.

Louisville experienced two long pauses in 2020-21 due to COVID-19 issues. In February, UofL had 19 days between games, during with four contests were postponed. Louisville's 19 days between its game on Feb. 1 against Georgia Tech and its next on Feb. 20 at North Carolina was its longest in-season stretch without a game in 54 years. In December 2020, UofL paused on Dec. 3, missed three games that were cancelled or postponed, returned to practice on Dec. 12 with a group of players, and played at Wisconsin on Dec. 19.

■ **Single Game Tickets Available** — Single-game tickets for the University of Louisville's three remaining ACC home men's basketball games in the KFC Yum! Center are on sale. Tickets are dynamically priced and pricing is subject to change. Tickets may be purchased online through Ticketmaster at this link: <https://uofl.me/2UW66D8>.

Additional information is available by calling the UofL ticket office at 502-852-5151, emailing [tickets@gocards.com](mailto:tickets@gocards.com), or by visiting the UofL Ticket Office, which is located on the third floor of the Swain Student Activities Center and is open weekdays between 9 a.m. to 4 p.m. The KFC Yum! Center box office, located on the arena plaza, is open Monday, Wednesday and Friday from 10 a.m. to 4 p.m. Both offices are cashless, as are concessions in the arena.

■ **Fan Information** -- Operations for fans are in place for games in the KFC Yum! Center this year.

□ **Health/Safety Plan:** To address health and safety measures, masks are recommended to be worn in all areas of the KFC Yum! Center for UofL events, regardless of COVID-19 vaccination status.

□ **Cashless Concessions:** All concession areas within the KFC Yum! Center are cashless. Fans should be prepared to use a credit or debit card for all transactions.

□ **Mobile Ticketing:** Mobile entry will again be utilized with ticketing for men's and women's basketball games this season. For more information on this process, visit [GoCards.com/TicketHub](https://GoCards.com/TicketHub).

□ **Bag and Purse Policy:** All bags are subject to search upon entering the arena. Backpacks of any kind, including drawstring, fanny packs, computer bags and camera bags are prohibited. Bags no larger than 14" x 14" x 6" will be allowed into the arena for University of Louisville events. Medical bags are permitted and subject to search.

#### Louisville Opponents

	FG%	PPG
First 13 Games....	.388	66.0
Last 10 Games....	.466	74.0

■ **Cardinal Spurts** — Through its 24 games this season, Louisville has produced 16 runs of 8-0 or better, including a 12-0 second half run against North Carolina three games ago. Louisville produced a season-best 18-0 run vs. Detroit Mercy on Nov. 20. Louisville has forced its opponents into 42 scoring droughts of three minutes or more, including a second-half stretch of 3:50 at Notre Dame in its last game. A 7:34 scoreless stretch against Detroit Mercy on Nov. 20 was the Cardinals' longest defensive scoreless stretch of the year.

■ **Ear It Pronunciations** -- Trouble with pronunciations? Check out the Ear It pronunciations for the Cardinals' players from the men's basketball roster on [www.GoCards.com](http://www.GoCards.com). The ear links next to player names on the roster are supplied by TheNameEngine.com, an interactive audio service that provides proper audio pronunciations and phonetic spellings (direct link: <https://uofl.me/3gmphzG>).

■ **Gaines Back with the Cards** -- **Reece Gaines**, UofL's No. 4 all-time men's basketball scorer and a member of the Cardinals' Athletic Hall of Fame whose playing career bridged two Hall of Fame coaches, has been offered a position on the UofL staff as Director of Player Development and Alumni Relations, pending completion of the approval process.

For the last two seasons, Gaines has served as an assistant coach with the Austin Spurs (2019-21), the G League team of the San Antonio Spurs. He was an assistant coach at Eastern Kentucky University (2015-19), including time as acting head coach. He started in coaching as an assistant at Bellarmine (2012-15), when the Knights reached three NCAA Division II tournaments, including a Sweet 16 and Final Four appearance.

A four-year starter in the Cardinals' backcourt (1999-2003) who ranks fourth on the UofL career scoring list with 1,945 points, Gaines earned second-team All-America honors by The Sporting News, ESPN.com, and Sports Illustrated as a senior. A finalist for national player of the year awards, Gaines played his first two years with the Cardinals under Denny Crum before competing in his final two seasons under coach Rick Pitino.

Gaines is third in career three-point goals at UofL with 225 and his 475 career assists rank seventh. His 673 points as a junior are tied for the fourth-most for a Louisville player in a single season and his 159 assists as a senior was among the top 15 single-season totals at Louisville. He scored a career-high 37 points against Saint Louis as a junior, which is tied for the seventh highest in UofL history.

■ **Guide Online** — The 2021-22 UofL Men's Basketball guide is available in pdf form with the QR code to the right, or at this link: <https://uofl.me/3aeuokS>





■ **Louisville Retired Russ Smith's Number 2 Jersey** -- The University of Louisville retired men's basketball All-America guard Russ Smith's No. 2 jersey number in a halftime ceremony of the Cardinals' Jan. 22 game against Notre Dame in the KFC Yum! Center. Smith's No. 2 is the fifth number retired in the Louisville men's basketball program, joining No. 8 Charlie Tyra (1953-57 at UofL), No. 31 Wes Unseld (1965-68), No. 35 Darrell Griffith (1979-80) and No. 42 Pervis Ellison (1985-89). The number two will no longer be worn by a UofL player.

Nicknamed "Russdiculous," Smith is the only Louisville player in history with at least 1,800 career points, 350 assists and 250 steals. He is the Cardinals' all-time leader in steals with 257, is fifth in career scoring at Louisville with 1,908 points, second in career free throws made with 488, and is tied for ninth in career three-pointers with 180.

A consensus All-America selection as a senior in 2013-14 and the 2014 AAC Tournament Most Outstanding Player, Smith averaged 18.2 points, 4.6 assists and 2.0 steals as the Cardinals posted a 31-6 record. He was a candidate for national player of the year honors and was one of 10 finalists for the Senior CLASS award. The two-time KenPom Player of the Year (2013, 2014) earned All-America honors as a junior in 2012-13 when he was led the Cardinals in scoring, averaging 18.7 points and 2.1 steals. He was selected as the national Player of the Year by Ken Pomeroy and was the recipient of the 2012-13 BIG EAST Conference Scholar-Athlete Sports Excellence Award for men's basketball. He earned the Most Outstanding Player award of the 2013 NCAA Midwest Regional after scoring 31 points against Oregon and 23 points against Duke.

A 6-0 guard from Brooklyn, N.Y., Smith was a part of the second-most successful four-year period in the Cardinals' storied basketball history, helping Louisville win 121 games from 2010-14 (121-31, .796). He helped the Cardinals reach two NCAA Final Fours, two Big East Tournament Championships and one with the American Athletic Conference, two regular season co-conference titles (one Big East, one American), three straight NCAA Sweet 16 appearances and the 2013 national title (later vacated).

Following his collegiate career, Smith was selected by the Philadelphia 76ers in the second round of the 2014 NBA Draft with the 47th overall pick, and was subsequently traded to the New Orleans Pelicans. He played in the NBA with New Orleans and the Memphis Grizzlies, and has played professional basketball in Turkey and China, as well as with G League teams Iowa Energy, Delaware 87ers and Fort Wayne Mad Ants, where he is currently playing.

He was the 2017 NBL China Player of the Year when he averaged 60.5 points per game and led the league in scoring that season and in 2019. Smith scored a career-high 81 points for Luoyang Zhonghe of China on July 5, 2017, adding eight rebounds and seven assists in the game.

■ **Cards Finished Seventh in ACC** — After missing seven conference games due to COVID-19 issues of its own or its opponent, Louisville posted an 8-5 record in its seventh season in the Atlantic Coast Conference. Virginia won the ACC regular season championship. Louisville has won at least eight league games for 15 straight seasons. The Cardinals have finished in the top three in its conference nine of the last 17 years. UofL finished in a tie for second in 2019-20 (15-5 ACC record), sixth in 2018-19, a tie for eighth in 2017-18, was tied for second in 2016-17, and was fourth in its first two years in the ACC in posting identical 12-6 records in each of its first three years in the ACC.

Louisville's 15-5 ACC record in 2019-20 was its best in its six years in the conference and its first time to win more than 12 ACC games. It was the most wins in any conference since UofL won the 2013-14 American Athletic Conference title with a 15-3 conference record. Last year was the first time for a 20-game ACC schedule.

The Cardinals' have won 22 regular season conference championships (regular season conference championships: American 1, Big East 2, Conference USA 1, Metro 12, Missouri Valley 6; *two later vacated*). Louisville has won its conference championship or finished second in 28 of the last 46 years, including seven of the last 17 years. In conference tournaments, Louisville has a composite 83-45 record, winning 19 tournament championships (1 American, 3 Big East, 2 C-USA, 11 Metro, 2 KIAC; *three later vacated*). In its last league title, UofL claimed the inaugural 2014 American Athletic Conference Championship, beating eventual national champion UConn in the title game (*later vacated*).

■ **Cards Have Rare 20-Win Streak** — Louisville is one of four Division I schools in the nation which have won 20 or more games in at least 18 of each of the past 19 seasons. The Cardinals only *played* 20 games in 2020-21. The four with 20 wins in at least 18 of the last 19 years are Kansas (32 straight), Duke (24 of last 25), Gonzaga (23 straight) and Louisville (18 of last 19). Kansas and Gonzaga reached the 20-win mark in the event-shortened 2020-21 season. UofL has won at least 19 games in 46 of the last 51 years. However, the NCAA Committee on Infractions' vacation of 123 victories in four of those years (2011-15) negates the official results.

■ **Grad Transfer Success** — Entering this year, a graduate transfer has started in the Louisville backcourt in each of the last three seasons and four of the last six. On four occasions in the last six years, a graduate transfer guard has either led or been among the top two scorers for the Cardinals. The latest last season was Carlík Jones in 2020-21, leading UofL in scoring (16.8) and assists (4.5). This year, graduate transfer Jarrod West from Marshall has started 18 games and leads the Cardinals with 74 assists and 32 steals. Grad transfer Mason Faulkner has started six games.

## CARDINAL CLIPS

■ Louisville has finished among the nation's Top 25 teams in eight of the last 11 years (14th in 2019-20) entering this season. Louisville has been ranked on 657 occasions in the Associated Press poll, sixth all-time.

■ Louisville has **77 NBA Draft selections**, including 10 in the last nine years (David Johnson the latest in 2021 as the 47th overall pick). Former UofL and current Utah Jazz guard Donovan Mitchell was the 2018 NBA Dunk Contest winner, was runner-up for the NBA Rookie of the Year that year, and was a 2020 and 2021 NBA All-Star. Montrezl Harrell (now with the Washington Wizards) was the 2020 NBA Sixth Man of the Year.

■ Louisville has been the highest rated television market for college basketball for the last 19 years.

■ Louisville is **one of only five schools** to be ranked in the AP Top 25 poll at least once during each of the last 18 seasons, excluding preseason polls (*others*: Duke, Gonzaga, Kansas, & North Carolina).

■ Louisville is one of four schools that have won 20 or more games on the court in at least **18 of the last 19 seasons** (also Kansas, Duke and Gonzaga). However, the NCAA Committee on Infractions' vacation of 123 victories in four of those years (2011-15) negates the official results.

■ Louisville made its 39th NCAA Tournament appearance in 2019. The Cards have reached the Sweet 16 on 17 occasions, have advanced to the Elite Eight 11 times, Final Four eight times, and won NCAA Championships in 1980 and 1986. Louisville is seventh in NCAA Tournament appearances (39), ninth in tournament victories (61) and sixth in tournament games (102).

■ Louisville has attracted over **3.9 million fans** in its first 12 years in the spectacular KFC Yum! Center. The Cardinals have ranked in the top seven nationally in home attendance for the last 40 consecutive years (16,658 in 2019-20).

■ Three Cardinals were named to the 2021 All-ACC Academic Team (**ACC-best 39 selections** over six years). A total of **12 of 18** student-athletes earned a 3.0 or better GPA for the most recent UofL Fall 2021 semester. The Cardinals have produced a 3.0 or better GPA in 24 of the last 27 semesters. UofL and Stanford are the only two schools from Power Five conferences that have earned an Academic Progress Rate (APR) national award in at least seven of the last eight years.

■ Louisville's strength of schedule has been among the top 18 toughest in the nation by the RPI or NET in 11 of the past 15 years. UofL's 2018-19 slate was the fourth-toughest overall by the NCAA's NET. The Cardinals' 2019-20 schedule was ranked No. 18 by the NET, third-highest among ACC schools behind Duke and North Carolina.

■ Louisville has participated in postseason competition in 49 of the last 56 years. Postseason events were cancelled in 2019-20 due to COVID-19.

■ Louisville is **second in the nation** with 69 1,000-point career scorers (behind North Carolina's 77). Jordan Nwora (1,294 career points) was the latest to reach that mark in 2020. Jan. 4, 2020 with 32 points vs. Florida State.

Louisville ACC Record	
First 3 Yrs.	Next 3 Yrs.
2014-17	2018-21
36-18	33-18

■ **Cards Sixth All-Time in the Polls** — With its first ranking in the Top 25 of the 2020-21 season on Dec. 7, Louisville is one of only five schools to be ranked in the AP Top 25 poll at least once during each of the past 18 seasons (since 2002-03), excluding preseason polls (*others*: Duke, Gonzaga, Kansas, North Carolina). Louisville has been ranked in the Associated Press poll on 657 occasions, sixth most all-time. UofL has been among the top ten on 302 occasions, including 14 times in the 2019-20 season. UofL has been ranked among the nation's top 16 in the preseason poll six of the last 10 years (5th last year, 16th in 2017-18, 13th in '16-17, eighth in '14-15, third in '13-14, second in '12-13, ninth in '11-12).

Louisville finished among the Top 15 in the AP poll in 2019-20 for the 25th time, sixth-most all-time. The 2019-20 season marked the fifth time Louisville remained ranked in the top 13 of the AP poll through the first 18 polls of the season (also 1974-75, 2012-13; polls for 1956-57 and 1966-67 were fewer than 17 weeks).

Louisville has been among the top ten of the AP poll on 302 occasions (sixth-most all-time, 14 of 19 polls in 2019-20) and has been ranked in the top five 136 times (ninth most all-time, nine in 2019-20). With UofL's No. 3 national ranking in the Dec. 23, 2019 AP poll, 2019-20 was the first season in 53 years that the Cardinals remained in the AP Top 5 through the first eight polls (since the 1966-67 season). UofL was ranked as the nation's top team in the AP poll for two weeks in the 2019-20 season.

■ **Success vs. Top 25 Foes** -- Louisville has won 45 of its last 101 against AP ranked opponents, falling to No. 9 Duke on Jan. 29, 2022 in its last Top 25 matchup. UofL has a 62-69 record against Top 25 teams over the last 12 years (1-2 in 2020-21). The Cardinals have been victorious 10 of the last 29 times it has faced an AP top-five foe. UofL has won 23 of its last 56 games when facing Top 10 teams, spanning the last 12 years.

■ **Cards Were Among Nation's Least Experienced Teams** — Louisville was one of the least experienced teams in the nation in 2020-21. The Cardinals ranked 331st in the nation in experience in Kenpom analytics. Until senior Malik Williams joined the team for three late season games, Louisville had only two upperclassman among its 12 scholarship players. UofL freshmen and sophomores amassed 79.4 percent of the team's minutes played, the most for the Cardinals in at least 66 years.

■ **Conference Success at Home** — Louisville has protected its home court well in conference competition in recent years. The Cardinals have a 63-22 record in its conference home games over the last 10 years (.741). UofL has produced an 8-1 or better home record in league play in three of the last 10 years, including 9-1 in 2019-20. In ACC home games over the last eight years, Louisville's 49 wins (49-19 record) is fifth-best in the league behind Virginia (60), Duke (57) and Florida State (55); North Carolina (53). In road games, UofL is fourth with 34 ACC road victories in its eight years in the league (34-35 ACC road record).

■ **Williams, West Captains** -- Fifth-year senior forward **Malik Williams** and graduate transfer guard **Jarrold West** were selected as team captains for the 2021-22 men's basketball season by a vote of their teammates. The pair drafted teammates and staff for a charity softball team this summer, won by Team West.

Williams, who also served as a captain for the Cardinals the last two seasons and is the first three-year captain in UofL history, played in just three games last season after recovering from a foot injury and then re-injuring the foot late in the season. He was the runner-up in the 2019-20 ACC Sixth Man of the Year voting as a junior. West averaged a Conference USA-leading 6.0 assists (12th in the nation) and 2.5 steals (11th in the nation) as a senior for Marshall last season.

■ **Williams, Davis Earn All-Tournament Honors** — UofL forward/center Malik Williams was named the Most Valuable Player of the 2021 Baha Mar Hoops Bahamas Championship, while forward Dre Davis was also selected to the five-man team. The duo were among the Cardinals' top defenders in Louisville's impressive defensive effort against Mississippi State and Maryland. Williams produced his sixth career double-double with 13 points, 12 rebounds and career-high four steals in the title game against Maryland. Williams also totaled eight points and 10 rebounds against Mississippi State as Louisville limited the Bulldogs to 33.3 percent shooting from the field. Davis' defense in the two games was an important factor in the championship. He produced 12 points, seven rebounds and two assists in the victory over Mississippi State. He added six points and four rebounds against Maryland.

**All-Time Finishes in the AP Final Poll Top 15**

1. Kentucky	48
2. North Carolina	47
3. Duke	45
4. Kansas	38
5. UCLA	33
<b>6. Louisville</b>	<b>25</b>
7. Arizona	24
8. Cincinnati	20
Michigan	20
Michigan St.	20

**UofL Scholarship Players Experience '20-21 '21-22**

Jr/Sr/Gr	*3	**7
Fr/So	9	7

\*includes two who played a combined 117 minutes.  
\*\*includes four who have played at least 3 college seasons.

**Louisville Home Conference Record, Last Nine Years**

	Record	Conference
2021-22	3-4	ACC
2020-21	4-2	ACC
2019-20	9-1	ACC
2018-19	6-3	ACC
2017-18	5-4	ACC
2016-17	8-1	ACC
2015-16	8-1	ACC
2014-15	6-3	ACC
2013-14	7-2	American
2012-13	8-1	Big East
	63-22, .741	

**2021 Baha Mar Hoops Bahamas Championship All-Tournament Team**

Malik Williams, Louisville *
Dre Davis, Louisville
Eric Ayala, Maryland
Tolu Smith, Mississippi State
Tyler Burton, Richmond
*Most Valuable Player

**2021-22 NATIONAL POLLS**

Associated Press (Feb. 14)	USA Today/Ferris Mowers (Feb. 14)
1 Gonzaga	1 Gonzaga
2 Auburn	2 Auburn
3 Arizona	3 Kentucky
4 Kentucky	4 Arizona
5 Purdue	5 Duke
6 Kansas	6 Kansas
7 Baylor	7 Purdue
8 Providence	8 Baylor
9 Duke	9 Providence
10 Villanova	10 Villanova
11 Texas Tech	11 Texas Tech
12 Illinois	12 Illinois
13 UCLA	13 Tennessee
14 Houston	14 UCLA
15 Wisconsin	15 Houston
16 Tennessee	16 Wisconsin
17 USC	17 USC
18 Ohio State	18 Ohio State
19 Michigan State	19 Michigan State
20 Texas	20 Texas
21 Murray State	21 Murray State
22 Wyoming	22 Wyoming
23 Arkansas	23 Marquette
24 Connecticut	24 Arkansas
25 Alabama	Connecticut

**Louisville in the Polls**

Date	AP	USAT	Date	AP	USAT
preseason	rv	--	Jan. 3	--	--
Nov. 15	--	--	Jan. 10	--	--
Nov. 22	--	--	Jan. 17	--	--
Nov. 29	rv	--	Jan. 24	--	--
Dec. 6	--	--	Jan. 31	--	--
Dec. 13	--	--	Feb. 7	--	--
Dec. 20	--	--	Feb. 14	--	--
Dec. 27	--	--			

rv = receiving votes

■ **James Out for Season** — Freshman guard/forward **Mike James** suffered a torn Achilles tendon in his left leg in practice on Oct. 6 and will miss the 2021-22 season. He had successful surgery on Oct. 8 to repair the injury.

A 6-6 freshman from Orlando, Fla., James averaged 19.4 points, 10.8 rebounds, 2.5 assists and 1.2 blocked shots points per game as a senior last season to lead Oak Ridge High School to a 23-3 record and the state 7A semifinals. The 2020-21 Orlando Sentinel boys basketball player of the year, he was also voted Class 7A Player of the Year in Florida.

■ **21 All-American Selections** -- Twenty-one Louisville players have earned All-America status, the latest being Jordan Nwora in 2020. Six UofL individuals have been consensus first team selections (Charlie Tyra, Wes Unseld, Darrell Griffith, Pervis Ellison, Clifford Rozier and Russ Smith).

■ **Louisville Live** -- A crowd of 20,204 was in attendance at legendary Churchill Downs Racetrack when the Cardinals staged "Louisville Live," UofL's annual preseason basketball event on Sept. 18. The team participated in activities on a portable basketball court near the paddock and shared the site with an evening of live thoroughbred racing. UofL's 1986 NCAA Championship team was honored on their 35th anniversary.



■ **Impressive Academic Performance** -- While the UofL men's basketball team has performed well on the court, the Cardinals have excelled in the classroom as well. Louisville has received an NCAA Public Recognition Award seven of the last eight years for ranking among the top 10 percent in men's basketball in the Academic Progress Rate (APR), which measures academic eligibility, retention and graduation for student-athletes. Louisville and Stanford are the only two schools from Power Five conferences that have earned the APR recognition in at least seven of the last eight years.

The men's basketball team has attained a collective 3.0 GPA for 24 of the last 27 semesters, including a 3.102 cumulative team mark for the Fall 2021 semester. Twelve of 18 Cardinals earned a 3.0 GPA or better in the UofL Fall 2021 semester. A league-high matching five Cardinals were named to the 2020 All-ACC Academic Team, three Cardinals were honored on the team in 2021, and UofL has produced an ACC-best 39 selections over its seven years in the league. Recently, Jordan Nwora was named to the 2019-20 CoSIDA Academic All-America second team. Prior to entering the ACC, UofL's men's basketball team earned four straight league Team Academic Excellence Awards, recognizing the highest collective grade-point averages in each of the conference sports (2014 American Athletic Conference, 2011-13 Big East). Seven members of the Cardinals' 2019-20 team earned degrees.

■ **Cardinals Placed Three on 2021 All-ACC Academic Team** -- Three UofL men's basketball student-athletes Dre Davis, David Johnson and Samuel Williamson were honored on the 2021 All-ACC Academic Men's Basketball Team for their academic achievement as well as their on-court performance. Williamson earned the recognition for the second year. With these three selections, Louisville has placed an ACC-best 39 selections on the team in the last seven years, including five on the 2019-20 team.

■ **Comeback Cards** — Over the last 10 seasons, UofL has recovered from nine or more points down to win on 37 occasions, including once this season after falling behind 36-27 in its Dec. 29 game against Wake Forest. Louisville recovered from nine or more points down to win four times in 2019-20, all in ACC games and three times in road games. The Cardinals fought back from a 15-point, first-half deficit (14 in second half) to win against Wake Forest on Feb. 5, a nine-point first-half deficit to win at Pittsburgh on Jan. 14, 11 points down in the second half vs. Georgia Tech on Jan. 22 and nine down in the first half at Boston College on Jan. 29. Other recent comebacks include UofL recovering from a 15-point deficit to win its ACC opener vs. Miami in 2019 and fought back from a 12-point deficit at Seton Hall during the 2018-19 season and trailed by nine in the second half.

■ **Three Million Fans** — Louisville passed the three million mark in total home attendance in the KFC Yum! Center on Jan. 21, 2018. A total of 3,940,904 fans have flocked to the spectacular arena to watch UofL play in its 12 seasons. Louisville's average home attendance of 16,658 in 2019-20 was the seventh-largest in the nation. UofL has ranked among the top seven nationally in average home attendance each of the last 40 years. UofL has averaged 18,617 fans in 12 years in KFC Yum! Center, inclusive of last year's smaller crowds.

■ **Cards vs. Non-Conference Foes** -- Louisville has won 90 of its last 96 non-conference games at home in the KFC Yum! Center, spanning the last 12 seasons. The Cardinals longest home win streak over non-conference opponents was 35 games between Dec. 27, 2014 and Dec. 31, 2010, falling to Kentucky on those two dates. The other six non-conference losses UofL has suffered in the KFC Yum! Center were a 52-46 setback at the hands of Drexel on Dec. 14, 2010; 79-77 to Seton Hall on Dec. 3, 2017; 79-56 to Mississippi State on March 20, 2018; and 71-58 to Kentucky on Dec. 29, 2018; 80-72 in overtime to Furman on Nov. 12, 2021 and 62-55 to DePaul on Dec. 10, 2021. In its 12th season in the spectacular KFC Yum! Center, Louisville has an overall 175-30 record in home games, including a 97-8 record against non-conference opponents. The Cardinals have won 54 of their last 59 home games against non-conference opponents.

■ **17 Sweet 16s for Cards** — Louisville is tied for ninth with 17 Sweet 16 appearances since the NCAA began Sweet 16 records in 1975. The Cardinals reached four additional Sweet 16s that were later vacated. (UofL years in Sweet 16: 1975, 1978, 1979, 1980, 1982, 1983, 1984, 1986, 1988, 1989, 1993, 1994, 1996, 1997, 2005, 2008, 2009; Sweet 16 appearances in 2012, 2013, 2014, and 2015 were vacated). The Cardinals have won seven of their last eight regional semifinal games.

■ **Cardinals Have Reached 11 Elite Eights** -- Louisville has reached the NCAA Elite Eight on 11 occasions, tied for eighth nationally. The Cardinals reached three additional Elite Eights that were later vacated. The NCAA recognizes Elite Eight records since 1951, the first year that all teams in the tournament would be required to win at least one game to advance to the Elite Eight. (UofL years in Elite Eight: 1959, 1972, 1975, 1980, 1982, 1983, 1986, 1997, 2005, 2008, 2009; Elite Eight appearances in 2012, 2013, and 2015 were vacated). The Cardinals have a 10-4 record in regional championship games.

■ **Anniversary Year for Two Final Four teams** — The 2021-22 season marks notable anniversaries for two of Louisville's Final Four teams. It is the 50th anniversary for UofL's 1972 NCAA Final Four team (26-5 record), which was guided by future Hall of Fame Coach Denny Crum in his first season with the Cardinals.

The Missouri Valley Conference Co-Champions featured five senior starters, including All-America guard Jim Price (1,460 career points, 1969-72), forward Ron Thomas, whose 13.0 career rebounding average is the fourthbest ever at UofL (1970-72), and 1,000-point scorer Al Vilcheck (1,048 points, 1969-72). This season also marks the 40th anniversary of the Cardinals' 1982 Final Four team (23-10), which had six seniors on its roster. Crum's fourth Final Four team, which was runner-up in the Metro Conference, included four starters that totaled over 1,000 career points in Derek Smith (1,826), Lancaster Gordon (1,614), Jerry Eaves (1,250) and Rodney McCray (1,247). The Cardinals beat UAB on its home floor to win the Mideast Regional. Both were honored on Jan. 29.

Career 1,000 Point Scorers by School	
77	North Carolina
69	Louisville
67	Duke
67	Villanova
64	Notre Dame
63	Syracuse

**All-Time NCAA Division I Records by Percentage (through 2020-21 season)**

School	1st Yr.	Yrs.	Won	Lost	Pct.
1. Kentucky	1903	117	2,327	728	.762
2. North Carolina	1911	110	2,293	825	.735
3. Kansas	1899	122	2,323	877	.726
4. Duke	1906	115	2,214	904	.710
5. UCLA	1920	101	1,928	874	.688
6. UNLV	1958	62	1,291	586	.688
7. Syracuse	1901	119	1,940	932	.675
8. Villanova	1921	100	1,817	948	.657
9. Western Ky.	1915	101	1,836	954	.657
10. Arizona	1905	115	1,851	966	.657
<b>11. Louisville</b>	<b>1912</b>	<b>106</b>	<b>1,759</b>	<b>940</b>	<b>.652</b>
12. VCU	1974	47	955	519	.648
13. Murray State	1926	95	1,676	916	.647

■ **Card Clips** — **Sydney Curry** has scored 67 points in his last eight games after combining for 33 points over his first 12 games this season (8 pts., 10 reb., 3 assists at Syracuse). He is averaging 8.4 points and 4.5 rebounds over his last eight games. Curry leads UofL in field goal percentage (.719; 46-of-64), and is the only player shooting above 50 percent from the field. Louisville's current .419 field goal percentage is its lowest since UofL shot .413 during the 2000-01 season ... **Malik Williams** has scored in double figures in 12 games this season, including four of his last six contests. Williams has made 38.9 percent of his three-pointers in ACC games (14-of-36). He returned at Notre Dame after missing two games with a suspension... **Dre Davis** scored 10 points and grabbed five rebounds at Notre Dame, his eighth game this season in double figures. He has averaged 7.5 points over the last five games since returning from an ankle sprain.

NCAA Sweet 16 Appearances (since 1975)	
North Carolina	29
Duke	27
Kentucky*	27
Kansas	23
UCLA*	20
Syracuse*	20
Arizona	18
Michigan State	18
<b>Louisville*</b>	<b>17</b>
Indiana	17

\*does not include vacated appearances

NCAA Elite Eight Appearances (since 1951)	
Kentucky	34
North Carolina	26
Duke	22
Kansas	22
UCLA*	21
Michigan State	14
Kansas State	12
<b>Louisville*</b>	<b>11</b>
Arizona	11
UConn	11
Indiana	11
Villanova	11

\*does not include vacated appearances



■ **10 NBA Draft Picks in Last Nine Years** -- A total of 77 former Louisville players have been selected in the NBA Draft, including 10 in the last nine years. UofL is eighth in the nation with 25 first-round draft picks and Louisville is one of just 10 schools in the nation with 70+ draft picks. A total of 20 former UofL players have played in the NBA over the last nine years.

The Cardinals' latest NBA draft selection was David Johnson, who was selected in the second round of the 2021 NBA Draft by the Toronto Raptors with the 47th pick overall. Carlik Jones also signed a free agent agreement with the Dallas Mavericks in 2021.

In addition to Johnson, those recent picks include Jordan Nwora (2020, 2nd round, 45th overall selection, Milwaukee Bucks), Ray Spalding (2018, 2nd round, 56th, Philadelphia 76ers), Donovan Mitchell (2017, 1st round, 13th, Denver Nuggets), Chinanu Onuaku (2016, 2nd, 37th, Houston Rockets), Terry Rozier (2015, 1st, 16th, Boston Celtics), Montrezl Harrell (2015, 2nd, 32nd, Houston Rockets), Russ Smith (2nd, 47th, Philadelphia 76ers), Gorgui Dieng (2013, 1st, 21st, Utah Jazz) and Peyton Siva (2013, 2nd, 56th, Detroit Pistons). Mitchell won the 2018 Verizon NBA Slam Dunk Contest, was runner-up for the 2018 NBA Rookie of the Year and was a member of the 2020 and 2021 NBA All-Star team. Harrell was the 2020 NBA Sixth Man of the Year.

Four other recent Cardinals reached the NBA as undrafted free agents over the last five years, including Deng Adel (Cleveland Cavaliers, 2018), Jaylen Johnson (Chicago Bulls, 2018), Mangok Mathiang (Charlotte Hornets, 2017) and Damion Lee (Atlanta Hawks/Golden State Warriors, 2017).

Louisville has produced 25 first-round NBA Draft choices, including 12 in the top ten and six among the top three picks (Pervis Ellison first in 1989; Wes Unseld second in 1968; Darrell Griffith second in 1980; Charlie Tyra second in 1957; Rodney McCray third in 1983; George Hauptfuhrer third in 1948).

■ **Eight Former UofL Assistants Are Head Coaches** -- Eight former Louisville assistant coaches are active head coaches. The list includes Mike Balado at Arkansas State, Mick Cronin at UCLA; Scott Davenport at Bel-larmine; Kevin Keatts at NC State, Steve Masiello at Manhattan; Greg Paulus at Niagara, Richard Pitino at New Mexico and Kevin Willard at Seton Hall. Seven former UofL assistants have guided their teams to NCAA Tournament appearances over the last seven years (since 2014; Cronin, Davenport, Keatts, Masiello, Marvin Menzies, Pitino and Willard).

■ **Seven of Last 11 NCAA Champions Have Played in Louisville** - The eventual national champion has played in Louisville's home arena, the KFC Yum! Center, in seven of the arena's 11 seasons in existence. Louisville faced eventual champions Connecticut (2011, 2014), Duke (2015) and Virginia (2019) in home games, Kentucky won a pair of games in the 2012 second and third rounds in the KFC Yum! Center, 2016 Champion Villanova won the NCAA South Regional in Louisville, and UofL won the 2013 itself. UofL played 2017 Champion North Carolina, but it was in Chapel Hill.

### Cardinals in the NCAA Tournament

■ Louisville made its 39th NCAA Tournament appearance in 2019. The Cards have reached the Sweet 16 on 17 occasions and have advanced to the Elite Eight 11 times. Louisville is seventh in NCAA Tournament appearances (39), ninth in tournament victories (61) and sixth in tournament games (102). UofL has a 61-41 overall NCAA Tournament record, reaching the Final Four eight times. *(Louisville had 43 NCAA Tournament and 21 Sweet 16 appearances before four of each in 2012, 2013, 2014 and 2015 -- plus three Elite Eights and a 15-3 record -- were vacated by the NCAA Committee on Infractions.)*

■ Louisville is tied for eighth with 17 Sweet 16 appearances since the NCAA began Sweet 16 records in 1975 (years: 1975, 1978, 1979, 1980, 1982, 1983, 1984, 1986, 1988, 1989, 1993, 1994, 1996, 1997, 2005, 2008, 2009; Sweet 16 appearances in 2012, 2013, 2014, and 2015 were vacated).

■ Louisville is tied for seventh with 11 Elite Eight appearances since the NCAA began Elite Eight records in 1951 (years: 1959, 1972, 1975, 1980, 1982, 1983, 1986, 1997, 2005, 2008, 2009; Elite Eight appearances in 2012, 2013, and 2015 were vacated).

■ UofL Coach Chris Mack has an 11-9 record in his ninth NCAA Tournament appearance (the last six straight years), including reaching the Sweet 16 on four occasions and the Elite Eight in 2017. All but the 2019 appearance occurred when he was the head coach at Xavier, where he guided the Musketeers to the school's first-ever No. 1 NCAA Tournament seed in 2018.

#### Louisville RPI/NET & Strength of Schedule Last 15 Years

Year	NET	SOS
2021-22	126	81
2020-21	56	46
2019-20	8	18
2018-19	22	4
Year	RPI	SOS
2017-18	42	10
2016-17	11	3
2015-16	16	38
2014-15	19	16
2013-14	16	49
2012-13	2	4
2011-12	10	2
2010-11	17	11
2009-10	45	11
2008-09	7	12
2007-08	10	4

#### All-Time NCAA Final Four Appearances

North Carolina	20
UCLA	17
Kentucky	17
Duke	16
Kansas	14
Ohio State	11
Michigan State	10
<b>Louisville</b>	<b>*8</b>
Indiana	8

#### UofL in the NCAA Tournament \*

NCAA Tournament Appearances	39
All-Time NCAA Tourn. Record	61-41
Sweet 16 Appearances	17
Elite Eight Appearances	11
Final Four Appearances	8
NCAA Championships	2
Mack's NCAA Tourn. Record	11-9
Mack's NCAA Tourn. Appearances	9

\* does not include a 15-3 record, four NCAA Tournament, four Sweet 16, and three Elite Eight appearances in 2012-15 -- plus the 2012 and 2013 Final Fours and 2013 NCAA Title

#### ■ Louisville Top College Basketball Market

-- Louisville is consistently the highest-rated television market for college basketball on ESPN. Louisville has been the top market each of the last 19 years and every year since ESPN began tracking the data. Louisville's average 4.2 rating for the 2018-19 season led all markets and was well ahead of second-place Knoxville, which averaged a 2.9 rating, in the most recent figures available. The remaining top five was Raleigh-Durham (2.8), Greensboro-High Point (2.7) and Kansas City (2.5). The Cardinals' NCAA Sweet 16 game against Kentucky in 2014 drew a 51.5 rating and 73 share, making it the second highest-rated event in Louisville television history. UofL's 2013 NCAA Championship game vs. Michigan (later vacated) is the top-rated television event all-time in the Louisville market. Louisville was No. 3 ESPN market for women's basketball in 2019 (0.5) and was the No. 11 ESPN/ABC market for college football in 2016 (3.5 average rating).

#### ■ Top Rated Semifinal Game —

Louisville's 1983 Final Four game against Houston set a record as the most-watched national semifinal game in history. The game had a 17.8 rating and 33 share, and it was viewed by 14,800,000 households on CBS.

#### Cardinals Active in Pro Basketball

##### NBA

Name	Yrs. @ UofL	Team
Gorgui Dieng	'10-13	Atlanta Hawks
Montrezl Harrell	'12-15	Washington Wizards
David Johnson	'19-21	Toronto Raptors
Damion Lee	'15-16	Golden State Warriors
Donovan Mitchell	'15-17	Utah Jazz
Jordan Nwora	'17-20	Milwaukee Bucks
Terry Rozier	'13-15	Charlotte Hornets

##### Foreign/G-League Teams

Deng Adel	'15-18	Maine Celtics (G-League)
Chane Behanan	'11-14	Santeros de Aguada (Puerto Rico)
Wayne Blackshear	'11-15	Maine Celtics (G-League)
Rakeem Buckles	'09-12	Hapoel Haifa (Israel)
Earl Clark	'06-09	Gran Canaria (Spain)
Taquan Dean	'02-06	Montpellier (France)
(now Taqwa Pinero)		
Steven Enoch	'18-20	Baskonia (Spain)
Khwan Fore	'18-19	Kolubara (Serbia)
Tony Hicks	'16-17	Bochum (Germany)
Terrence Jennings	'08-11	Hitech Bangkok (Thailand)
Jaylen Johnson	'14-17	Motor City Cruise (G-League)
Carlik Jones	'20-21	Texas Legends (G-League)
VJ King	'16-19	Westchester Knicks (G-League)
Lamar Kimble	'19-20	Worcester W. (U. Kingdom)
Preston Knowles	'07-11	Mono Vampire (Thailand)
Kyle Kuric	'08-12	FC Barcelona Lassa (Spain)
Trey Lewis	'15-16	KK Mornar-Barsko (Montenegro)
Anas Mahmoud	'14-18	Al Zamalek (Egypt)
Mangok Mathiang	'13-17	Cedevita Olimpija (Slovenia)
Angel Nunez	'11-12	Maccabi Haifa (Israel)
Chinanu Onuaku	'14-16	Bnei Hertzeliya (Israel)
Juan Palacios	'04-08	Jonavas Cbet (Lithuania)
Samardo Samuels	'08-10	Libertadores (Mexico)
Peyton Siva	'09-13	NZL Breakers (Australia)
Chris Smith	'11-13	Maccabi Haifa (Israel)
Jerry Smith	'06-10	Lavrio BC (Greece)
Russ Smith	'10-14	Ft. Wayne Mad Ants (G-League)
Quentin Snider	'14-18	AEK Larnaca (Cyprus)
Edgar Sosa	'06-10	Al Zamalek (Egypt)
Ray Spalding	'15-18	Rio Grande Valley Vipers (G)
Kevin Ware	'11-14	Novi Pazar (Serbia)

■ **Cards Have Had Productive Defense** — Recent Louisville teams have been known for their defensive intensity and third-year UofL Coach Chris Mack has kept the Cardinals’ strong defensively. Louisville was 40th in the nation in adjusted defensive rankings by KenPom analytics for the 2020-21 season when the Cardinals were 28th in the nation in three-point field goal percentage defense (.305), 46th in rebound margin (+4.8) and 62nd in scoring defense (66.5 ppg).

UofL has limited 76 opponents over the last seven seasons under 60 points (90 in the last eight years), including 16 times below 50 (once this year). Louisville has ranked among the nation’s top 30 in field goal percentage defense in 13 of the past 18 years. Over the last seven years, UofL has held 95 opponents under 40 percent shooting from the field (seven this season, eight in 2020-21, 18 in 2019-20, 17 in 2018-19), 49 under 36 percent, and 22 under 33 percent.

■ **Statistical Trends** — UofL is 216-13 over the last 20 seasons when scoring 80 or more points (1-1 this season, 2-0 in 2020-21, 10-0 in 2019-20, 11-2 in 2018-19) ... Over the past 20 years, Louisville is 166-7 when shooting 50 percent or better from the field (2-0 this season, 3-0 in 2020-21, 9-0 in 2019-20) ... UofL is 398-53 when holding its opponent below 70 points over the last 20 years (10-4 this season, 10-2 in 2020-21, 19-2 in 2019-20, 13-4 in 2018-19).

■ **Dorm Will Bear Crum’s Name** -- Denny Crum Hall made possible by L&N Federal Credit Union will be the name of a new University of Louisville residence hall, located across Floyd Street from the Planet Fitness Kueber Center that will be built for occupancy by the fall 2022 semester and will house several Cardinal student-athletes. The \$23.5 million, 128-bed residence hall is a partnership among UofL Athletics, UofL Campus Housing and a third-party developer consisting of Buffalo Construction and Larry Gough. L&N Federal Credit Union provided a \$2.25 million gift to the Cardinal Athletic Fund to promote the legacy of UofL Athletics through naming the facility in Crum’s honor. Men’s and women’s basketball and women’s lacrosse student-athletes as well as other university students will be housed in the new residence hall. Crum participated in a ceremonial groundbreaking at the site on March 2, the date of his 84th birthday.



■ **Cards Have Been Tough on the Road** — UofL has a 90-73 record over the last 16 years on its opponent’s home court (.552). Louisville has posted a 34-35 conference road record in its eight years in the ACC (2-5 this year, 4-3 last year). UofL had the most road victories of any school in Big East Conference games over its last seven years in that league and was a league-best 8-1 in its road games in The American during the 2013-14 season. The Cards have an 80-59 record in conference games on the road over the last 17 seasons (.576). In neutral site games, Louisville has a 42-16 record over the last eight years (.724) and a 52-23 neutral site record over the last 11 years (.693).

**UofL National Ranking in Field Goal Percentage Defense**

2003-04	.....	2nd
2004-05	.....	8th
2005-06	.....	49th
2006-07	.....	25th
2007-08	.....	8th
2008-09	.....	22nd
2009-10	.....	161st
2010-11	.....	12th
2011-12	.....	6th
2012-13	.....	37th
2013-14	.....	20th
2014-15	.....	23rd
2015-16	.....	9th
2016-17	.....	20th
2017-18	.....	41st
2018-19	.....	30th
2019-20	.....	13th
2020-21	.....	118th
2021-22	.....	145th

**Louisville Career Double-Doubles**

**Malik Williams (11)**

Duke (H)	1/29/22	10 pts., 12 reb.
Pittsburgh (A)	1/15/22	12 pts., 13 reb.
Georgia Tech (A)	1/2/22	20 pts., 11 reb.
SE Louisiana (H)	12/14/21	15 pts., 10 reb.
NC State (A)	12/4/21	14 pts., 12 reb.
Maryland (N)	11/27/21	13 pts., 12 reb.
Syracuse (H)	2/19/20	14 pts., 13 reb.
Pittsburgh (H)	12/6/19	13 pts., 11 reb.
Notre Dame (H)	3/3/19	16 pts., 13 reb.
Miami (H)	1/6/19	19 pts., 11 reb.
Lipscomb (H)	12/12/18	10 pts., 13 reb.

**Samuell Williamson (5)**

Southern (H)	11/9/21	14 pts., 14 reb.
Duke (A)	2/27/21	14 pts., 12 reb.
Georgia Tech (H)	2/1/21	20 pts., 18 reb.
Pittsburgh (A)	12/22/20	14 pts., 12 reb.
Wake Forest (A)	1/13/21	15 pts., 11 reb.

**Jae’Lyn Withers (3)**

Notre Dame (H)	2/23/21	12 pts., 13 reb.
Virginia Tech (H)	1/6/21	16 pts., 12 reb.
Miami (A)	1/16/21	18 pts., 11 reb.

**Matt Cross (1)**

North Carolina (H)	1/2/22	13 pts., 15 reb.
--------------------	--------	------------------

**Cardinals on Social Media**

	<i>Twitter</i>	<i>Instagram</i>
Mike Pegues	@CoachPegues	
Sam Bearden	@SamBearden2	@sam.bearden
Brad Colbert	@BradCOLbert	@bradcolbert45
Matt Cross	@mcsnipes33	@mcsnipes14
Sydney Curry	@Bigticket_sc	@big_ticketsc
Dre Davis	@DAndreDavis	@dandredavis
El Ellis	@ellellis3	@ellellis3
Mason Faulkner		@masonfaulkner11
Mike James	@MichaelToReal0	@mikejames0
Noah Locke	@_NoahLocke	@noahlocke
Ashton Myles-Devore	@ashton_md21	@ashtonmd_
Drew Schultz	@dr00schultz	
JJ Traynor	@JJTraynor20	@jjtraynor_
Jarrold West	@jarrold_west	@jarrold_west23
Roosevelt Wheeler	@z4rose	@esor.1
Malik Williams	@leek_willi	@leek_willi
Samuell Williamson	@Samuell	@samuell
Jae’Lyn Withers	@jaelynwithers	@jaelynwithers
Gabe Wiznitzer	@GabeWiznitzer	@gabewiz

**UofL Radio Network Affiliates**

<b>WHAS</b>	840 AM	Louisville, Ky.
<i>(Flagship Station)</i>		
<b>WKRD</b>	790 AM	Louisville, Ky.
<b>WCKY</b>	1530 AM	Cincinnati, Ohio
<b>WLKT</b>	103.9 FM	Lexington, Ky.
<b>WSFC</b>	1240 AM	Somerset, Ky.
<b>WYMC</b>	1430 AM	Mayfield, Ky.
<b>WLME</b>	102.7 FM	Owensboro, Ky.
<b>WPAD</b>	1560 AM	Paducah, Ky.
<b>WCCK</b>	95.7 FM	Calvert City, Ky.

**Sirius XM Satellite Radio (channels vary)**

The radio broadcast is also available for a fee through GoCards.com and CardsMobile, the Cards’ official Android/iPhone app. Broadcasts are also available by listening to one of the above stations through the iHeart Radio app, such as this link to WHAS: <https://uofl.me/2Pew2dY>



■ **12th Season in KFC Yum! Center** -- UofL is playing its 12th season in 2021-22 in the spectacular KFC Yum! Center, located on the banks of the Ohio River in downtown Louisville. The 22,090-seat multi-purpose arena was built at a cost of \$238 million and includes 71 luxury suites, 62 four- or six-seat premium boxes, over 2,000 side-court club seats and four party suites with a seating capacity of 32 each.

UofL’s men’s and women’s teams have permanent locker rooms. There are five additional team locker rooms, two officials locker rooms, five star dressing rooms, a full-function media work room and a full-sized basketball practice court on the event level. The seven levels of the arena (including the upper catwalk) include a collective 721,762 square feet, or roughly the area of 13 football fields.

After passing through the one and a half acre landscaped entry plaza that features a basketball-themed fountain, entering fans can visit the 2,500-square foot UofL adidas store or head to their seats using one of the eight escalators or seven elevators within the building.

Lounge space is abundant within the arena. Four spacious donor rooms are available for Cardinal fans, including three that overlook the Ohio River. The 7,000-square foot main concourse restaurant overlooks the river and a main concourse sports bar has views directly into the arena bowl. Two 4,000-square foot club lounges on the event level, as well as the terrace club and premium box lounges, provide amenities for their respective patrons. The KFC Yum! Center served as the site for the NCAA Men’s Basketball Tournament second and third rounds in 2012 and 2015, the NCAA South Regional in 2016 and 2019 and was the site for the 2012 NCAA Women’s Volleyball Championship. A 2023 NCAA men’s basketball regional will be staged in the KFC Yum! Center.

**Last time an individual had ...**

	<b>For Louisville</b>	<b>For A Louisville Opponent</b>
<b>30 or more points</b>	37 by Jordan Nwora vs. Boston College (1/29/20)	33 by David Jones, DePaul (12/10/21)
<b>35 or more points</b>	37 by Jordan Nwora vs. Boston College (1/29/20)	37 by Matthew Hurt, Duke (2/27/21)
<b>20 points in a half</b>	20 by El Ellis vs. North Carolina, 2H (2/1/22)	23 by Caleb Mills, Florida State - first half (1/8/22)
<b>15 or more rebounds</b>	15 by Matt Cross vs. North Carolina (2/1/22)	22 by Armando Bacot, North Carolina (2/1/22)
<b>20 or more rebounds</b>	23 by Ellis Myles vs. Tennessee St. (12/1/01)	22 by Armando Bacot, North Carolina (2/1/22)
<b>20 points + 20 rebounds</b>	Pervis Ellison at Virginia Tech, 21 pts., 22 reb. (2-27-88)	Dwayne Whitfield, Jackson St., 24 pts, 21 reb. (11-23-94)
<b>A four-point play</b>	Ryan McMahon vs. Wake Forest (2/5/20)	Jalen Cone, Virginia Tech (1/6/21)
<b>12 made free throws</b>	13 by Christen Cunningham vs. Minnesota, 13 att. (3/21/19)	13 by Mike Bothwell, Furman (11/12/21)
<b>7 made three-point goals</b>	7 by Ryan McMahon vs. NC State (2/1/20)	7 by Tomas Woldetensae, Virginia in 10 att. (2/8/20)
<b>10 or more assists</b>	12 by Darius Perry vs. Youngstown State (11/10/19)	10 by M.J. Walker, Florida State (1/18/21)
<b>5 or more blocked shots</b>	5 by Anas Mahmoud vs. Florida State (3/7/18)	8 by Nick Ongenda, DePaul (12/10/21)
<b>5 or more steals</b>	5 by Jarrod West vs. Western Kentucky (12/18/21)	5 by Madut Akec, Detroit Mercy (11/20/21)

**The Last Time a Team ...**

	<b>Louisville</b>	<b>Opponent</b>
<b>Scored 100 points</b>	104-54 win over Southern (11/13/18)	101-104 5OT loss to Notre Dame (2/9/13)
<b>Scored less than 50 points</b>	85-48 loss at Wisconsin (12/19/20)	79-44 victory over Evansville (11/25/20)
<b>Scored 60 points in a half</b>	61 vs. Grand Canyon; 1st H of 111-63 win (12/5/15)	60 by Tulane; 2nd H of 109-96 win (1/18/90)
<b>Scored under 20 points in a half</b>	18 vs. Wisconsin; 1H of 85-48 loss (12/19/20)	16 by Evansville 1H, 79-44 UL win (11/25/20)
<b>Had a +20 Rebound Margin</b>	26 (51-25) vs. Maryland (11/27/21)	26 (57-31) by Kentucky (12/31/11)
<b>Grabbed 60 or more rebounds</b>	60 vs. Jacksonville State (11/17/14)	60 by George Mason (1/4/94)
<b>Grabbed less than 25 rebounds</b>	19 vs. Virginia (2/6/17)	18 by Evansville (11/25/20)
<b>Shot 60% or better from the field</b>	.609 (28-46) vs. Prairie View A&M (11/29/20)	.633 (31-49) by Notre Dame (1/22/22)
<b>Shot 30% or below from the field</b>	.259 (14-54) vs. Syracuse (2/20/19)	.292 (19-65) by Boston College (1/19/22)
<b>Shot 70% from the field for a half</b>	.714 (20-28) vs. Pittsburgh in 1st H (1/24/17)	.765 (13-17) by Georgetown in 2nd H (1/31/11)
<b>Made 5 or less free throws</b>	2 at Notre Dame (in 3 attempts, 2/9/22)	2 by Notre Dame (in 3 attempts, 1/11/20)
<b>Made 15 three-point goals</b>	15 (in 35 attempts) vs. North Carolina (2/1/22)	15 by Notre Dame (1/22/22)
<b>Made No three-point goals</b>	0 vs. Pittsburgh (2/11/15)	0 by Cal State Northridge (12/23/14)
<b>Shot 60% from the three-point line</b>	.600 (12-20) vs. Georgia Tech (2/9/18)	.652 (15-23) by Notre Dame (1/22/22)
<b>Handed out 25 or more assists</b>	28 vs. UCF (12/31/13)	29 by North Carolina (2/12/21)
<b>Handed out 5 or less assists</b>	1 vs. Kentucky (12/27/14)	5 by Youngstown State (11/10/19)
<b>Committed 25 or more turnovers</b>	26 vs. West Virginia (1/31/09)	25 by FIU (12/5/14)
<b>Committed 5 or fewer turnovers</b>	3 vs. Virginia (3/6/21)	5 by Virginia (3/6/21)
<b>Blocked 10 or more shots</b>	10 vs. Albany (12/20/17)	14 by Connecticut (3/4/06)
<b>Had No Blocked Shots</b>	0 vs. NC State (1/12/22)	0 by Notre Dame (2/9/22)
<b>Had 15 or more steals</b>	15 vs. Georgia Tech (2/8/18)	19 by Rutgers (3/13/14)
<b>Had No Steals</b>	0 vs. Saint Louis (2/12/03)	0 by Saint Louis (3/22/14)

**Louisville Top Efforts Last 20 Years***(Since 2001-02)***Longest winning streak (single-season):** 17 games (2002-03)**Longest winning streak (multiple-season span):** 21 games (last 16 G of 2012-13, first 5 G of 2013-14)**Longest conference winning streak:** 10, three times -- 2008-09, 2012-13, & 2019-20 seasons**Longest losing streak:** 6 games (2021-22)**Longest conference losing streak:** 6 games (2021-22)**Most points scored in a game:** 114 vs. Western Kentucky, 12-22-10 (UL 114, WKU 82)**Fewest points scored in a game:** 45 vs. Cleveland State, 11-26-14 (UL 45, CSU 33)**Most points allowed in a game:** 104 vs. Notre Dame, 2-9-13 (UND 104, UL 101, 5 ot)**Fewest Points Allowed in a Game:** 26 vs. Savannah State, 11-24-14 (UL 87, SSU 26)**Fewest Points Allowed in a Conference Game:** 31 vs. Rutgers, 3-13-14 (UL 92, RU 31)**Largest Margin of Victory:** 64 vs. Morehead St., 12-27-04 (UL 104, USA 40)**Largest Margin of Victory in a Conference Game:** 61 vs. Rutgers, 3-13-14 (UL 92, RU 31)**Largest losing margin:** 37 at Wisconsin, 12-19-20 (UW 85, UL 48)**Fewest points scored in a win:** 45 vs. Cleveland State, 11-26-14 (UL 45, CSU 33)**Most points allowed in a win:** 90 vs. Virginia Tech, 2-18-17 (UL 94, VT 90)**Most points scored in a loss:** 101 vs. Notre Dame, 2-9-13 (UND 104, UL 101, 5 ot)**Fewest points allowed in a loss:** 52 vs. Drexel, 12-14-10 (DU 52, UL 46); vs. Syracuse, 2-13-12 (SU 52, UL 51); vs. Virginia, 2-17-15 (UVa 52, UL 47)**Largest deficit overcome to win a game:** 20 vs. West Virginia, 3-26-05 (UL 18, WVU 38)**Largest lead given up in a loss:** 23 vs. Duke, 2-12-19 (UL 59, DU 36)**Highest shooting percentage:** .667 vs. North Carolina Central, 11-17-19 (UL 87, UNCC 58)**Highest shooting percentage in a conference game:** .652 vs. Pittsburgh, 1-25-15 (UL 80, Pitt 68)**Lowest shooting percentage:** .259 vs. Kentucky, 12-27-14 (Kentucky 58, UL 50)**Lowest shooting percentage in a conference game:** .259 vs. Syracuse, 2-20-19 (Syracuse 69, UL 49)**Highest 3-point percentage:** .778 vs. Memphis, 2-4-04 (UL 58, UM 62)**Highest 3-point percentage in a conference game:** .778 vs. Memphis, 2-4-04 (UL 58, UM 62)**Lowest 3-point percentage:** .000 vs. Pittsburgh, 2-11-15 (UL 69, Pitt 56)**Lowest 3-point percentage in a conference game:** .000 vs. Pittsburgh, 2-11-15 (UL 69, Pitt 56)**Most three-pointers:** 22 vs. Hartford, 11-17-07 (UL 104, UH 69)**Free throws made:** 42 vs. Nicholls, 11-8-18 (in 55 attempts; UL 85, NSU 72)**Most assists:** 34 vs. VMI, 12-23-04 (UL 107, VMI 56)**Most blocked shots:** 18 vs. Holy Cross, 12-7-03 (UL 56, HC 40)



# 0 Noah Locke

**G 6-3 210 Sr. - Tr. Baltimore, Md. (University of Florida)**



■ Transfer from the University of Florida, where he played three seasons and ranks among the Gators' career top 10 in three-pointers.

■ Has made multiple three-pointers in 10 of the last 14 games and at least three of them in 11 games this season. Locke has made 40 percent of his three-point field goals in ACC games (32-of-80), but has made 7-of-30 threes over the last five games (.233).

■ Scored his 1,100th collegiate point against NC State when he totaled 13 points and matching season highs of four rebounds and three assists and came off of the bench for the first time this season.

■ Double figure scorer in 14 games this season, in eight of the last 14 games, and in 63 games over his collegiate career.

■ Has made multiple three-pointers in 10 of the last 14 games and at least three threes in 11 games this season. His five three-pointers against Wake Forest were the most for Locke since knocking down five vs. Stetson on Dec. 6, 2020 while at Florida.

■ Led the Cards with 17 points vs. Wake Forest, connecting on a season-high 5-of-7 three-point goals and scoring 14 of his points in the second half.

■ Matched his top scoring effort of the season with 20 points at Western Kentucky, his fifth collegiate game with 20 or more points.

■ His 16 points against Southern on Nov. 9 is tied for the 11th most scored in a UofL debut.

■ Led UofL with 20 points vs. Furman.

■ Scored his 1,000th career point against Maryland (1,160 now) after scoring 933 points in three

### 0 Noah Locke

Games With ...	Season	Career
Double-Figure scoring....	14	63
5 or more rebounds.....	0	10
4 or more assists.....	0	0
A blocked shot.....	0	5
A steal.....	9	50
A three-pointer.....	20	104
20+ points.....	2	5

*Above career figures include Florida*

### 0 Noah Locke Game-by-Game

Opponent	Date	GS	Min	FG	FGA	3-Point			FT	FTA	Rebounds				PF	FO	A	TO	Blk	Stl	Pts	Avg		
						Pct	FG	FGA			Pct	Pct	Off	Def									Tot	
SOUTHERN	11/09/21	*	25	5	13	.385	3	9	.333	3	4	.750	1	3	4	4.0	0	0	2	0	1	16	16.0	
FURMAN	11/12/21	*	31	8	19	.421	4	12	.333	0	0	.000	0	3	3.5	1	0	3	0	0	20	18.0		
NAVY	11/15/21	*	21	4	10	.400	1	5	.200	3	3	1.000	0	2	2	3.0	1	0	1	0	0	12	16.0	
DETROIT	11/20/21	*	27	6	9	.667	4	6	.667	0	0	.000	0	1	1	2.5	2	0	2	0	0	16	16.0	
vs. Mississippi St.	11/25/21	*	26	1	9	.111	0	3	.000	0	0	.000	0	3	2.6	1	0	1	1	0	0	2	13.2	
vs. Maryland	11/27/21	*	31	4	12	.333	3	8	.375	1	2	.500	0	2	2.5	2	0	1	2	0	1	12	13.0	
at Michigan St.	12/01/21	*	25	0	7	.000	0	2	.000	0	0	.000	1	2	3	2.6	1	0	3	0	0	0	11.1	
at NC State	12/04/21	*	31	4	13	.308	4	8	.500	0	0	.000	0	2	2	2.5	0	0	1	1	0	1	12	11.3
DEPAUL	12/10/21	*	26	2	12	.167	2	9	.222	0	0	.000	1	1	2	2.4	0	0	1	2	0	0	6	10.7
SOUTHEASTERN LA	12/14/21	*	15	0	5	.000	0	5	.000	0	0	.000	0	2	2	2.4	2	0	0	1	0	1	0	9.6
at Western Ky.	12/18/21	*	31	8	18	.444	4	13	.308	0	0	.000	1	3	4	2.5	2	0	3	1	0	0	20	10.5
WAKE FOREST	12/29/21	*	22	5	8	.625	5	7	.714	2	2	1.000	0	3	3	2.6	0	0	1	3	0	1	17	11.1
at Georgia Tech	01/02/22	*	32	3	7	.429	2	5	.400	2	4	.500	1	1	2	2.5	1	0	0	2	0	0	10	11.0
PITTSBURGH	01/05/22	*	30	4	9	.444	3	7	.429	2	4	.500	0	4	4	2.6	1	0	0	0	0	0	13	11.1
at Florida St.	01/08/22	*	25	2	6	.333	2	5	.400	0	0	.000	0	0	0	2.5	2	0	2	2	0	0	6	10.8
NC STATE	01/12/22	*	32	4	8	.500	3	5	.600	2	3	.667	1	3	4	2.6	2	0	3	0	0	2	13	10.9
at Pittsburgh	01/15/22	*	29	4	10	.400	2	4	.500	0	0	.000	1	3	4	2.6	2	0	0	0	0	0	10	10.9
BOSTON COLLEGE	01/19/22	*	30	3	10	.300	3	7	.429	1	2	.500	1	2	3	2.7	2	0	0	0	0	2	10	10.8
NOTRE DAME	01/22/22	*	25	2	5	.400	1	2	.500	0	0	.000	1	0	1	2.6	0	0	0	1	0	0	5	10.5
at Virginia	01/24/22	*	20	1	8	.125	1	6	.167	0	0	.000	0	1	1	2.5	0	0	0	0	1	1	3	10.2
DUKE	01/29/22	*	19	1	4	.250	1	3	.333	0	0	.000	0	0	0	2.4	1	0	0	1	0	0	3	9.8
NORTH CAROLINA	02/01/22	*	32	2	10	.200	2	8	.250	2	2	1.000	1	2	3	2.4	1	0	1	0	0	0	8	9.7
at Syracuse	02/05/22	*	20	4	11	.364	3	10	.300	0	0	.000	0	1	1	2.3	1	0	1	1	0	1	11	9.8
at Notre Dame	02/09/22		18	1	6	.167	0	3	.000	0	0	.000	1	2	3	2.4	2	0	0	0	0	0	2	9.5

### 0 Noah Locke Statistics

Year	GP	GS	Min	Avg	FG	FGA	Pct	3FG	3FGA	Pct	FT	FTA	Pct	OReb	DReb	Reb	Avg	PF	FO	Ast	TO	Blk	Stl	Pts	Avg
<b>at Florida</b>																									
2018-19	36	26	913	25.4	113	301	.375	81	214	.379	31	40	.775	22	60	82	2.3	48	0	21	13	0	16	338	9.4
2019-20	31	29	922	29.7	115	268	.429	79	183	.432	20	28	.714	7	71	78	2.5	30	0	22	23	1	20	329	10.6
2020-21	25	24	726	29.0	94	221	.425	57	141	.404	21	27	.778	10	50	60	2.4	37	0	17	27	5	16	266	10.6
<b>at Louisville</b>																									
2021-22	24	22	623	26.0	78	229	.341	53	152	.349	18	26	.692	11	46	57	2.4	27	0	19	26	0	11	227	9.5
Total	116	101	3184	27.4	400	1019	.393	270	690	.391	90	121	.744	50	227	277	2.4	142	0	79	89	6	63	1160	10.0

seasons at Florida and 227 in the Cardinals' 24 games.

■ Averaged 10.6 points and 2.4 rebounds per game as a junior last season at Florida while making a team-high 57-of-141 three-pointers (.404).

■ Locke's 217 career three-point field goals at Florida ranks ninth in Gator history.

■ Had 49 career double-digit scoring efforts at Florida and 63 games with multiple three-pointers, including 10 career games with five or more threes.

■ Scored a career-high 27 points as a freshman against Texas A&M (1/22/19), burying 7-of-13 three-point goals.

■ Produced his only career double-double with 16 points and a career-best 10 rebounds against Long Beach State (12/28/19).

■ Gathered a career-high four steals with 13 points against Xavier (11/24/19) in the championship game of the 2019 Charleston Classic.

■ His parents Vanessa and Kyle – a MEAC All-Rookie selection in 1993 -- both played basketball for four years at Coppin State. His older brother Kayel, who is in his fifth professional basketball season currently with the Landstede Hammers in Zwolle, Netherlands, played four years at UNC Greensboro where he ranks sixth with 1,522 career points and seventh with 652 career rebounds. His younger sister Paris plays on the McDonogh School high school team.

■ Has a 6-8 wingspan.

■ Born May 10, 1999. Major is sport administration.

### 0 Noah Locke

#### Season/Career Highs at Louisville

Points..... 20 vs. Furman (11/12), at Western Kentucky (12/18)  
 Reb..... 4 (five times) latest at Pittsburgh (1/15)  
 Asst..... 3 (three times) latest vs. NC State (1/12)  
 Blocks.... none  
 Steals..... 2 vs. NC State (1/12), vs. Boston College (1/19)  
 FGM..... 8 vs. Furman (11/12), at Western Kentucky (12/18)  
 FGA..... 19 vs. Furman (11/12)  
 3FGM..... 5 vs. Wake Forest (12/29)  
 3FGA..... 13 at Western Kentucky (12/18)  
 FT..... 3 vs. Southern (11/9), vs. Navy (11/15)  
 FTA..... 4 (three times) latest vs. Pittsburgh (1/5)



### 3 EI Ellis

**G 6-3 180 Jr. - JC Durham, N.C. (Tallahassee Community College)**

■ Athletic guard who is third on the team in assists (36 total in 24 games), averaging over 19 minutes of action per game. He has started four games.

■ Double-figure scorer in the last four games and seven of the last 11. He is averaging 11.3 points per game over the last 11 games -- tops for the Cardinals in that stretch while hitting 21-of-51 threes (.412), including 16.5 ppg in the last four.

■ Has led the Cardinals in scoring two of the last four games (18 points vs. Duke, career-high 25 vs. North Carolina). He has led UofL in scoring on five occasions and has scored 18 or more four times. Before his last four games, he had scored a combined 13 points in his previous three games.

■ Scored 18 points off the bench against Pittsburgh in Louisville, and followed it with 14 points at Florida State.

■ Scored 22 points off the bench at Michigan State, matching the highest scoring effort for a UofL player this season. He had scored just 27 points through his first six games.

■ Averaged 17.7 points, 4.3 assists and 3.4 rebounds while connecting on 55-of-132 three-pointers (.417) and 75.9 percent of his free throws (85-of-112) in leading Tallahassee (Fla.) Community College to a 19-3 record in 2020-21.

■ Named first-team 2021 All-America by the National Junior College Athletic Association (NJCAA), becoming TCC's first two-time All-American. He was honored as the 2021 Panhandle Conference Player of the Year, becoming Tallahassee's first repeat Player of the Year winner and just the conference's third overall since 1997. He also earned first-team All-Panhandle Conference status and was featured on the FCSAA All-State team.

■ Scored a season-high 34 points vs. St. Petersburg on Jan. 30, 2021 and scored 20 or more in



3 EI Ellis	
Games With ...	Season Career
Double-Figure scoring.....	10 10
5 or more rebounds.....	2 2
4 or more assists.....	0 0
A blocked shot.....	0 0
A steal.....	11 11
A three-pointer.....	15 15
20+ points.....	2 2

#### 3 EI Ellis Game-by-Game

Opponent	Date	GS	Min	FG	FGA	Pct	3-Point			Rebounds			Avg	PF	FO	A	TO	Blk	Stl	Pts	Avg		
							FG	FGA	Pct	FT	FTA	Pct										Off	Def
SOUTHERN	11/09/21	17	2	9	.222	0	3	.000	2	3	.667	1	0	1	1.0	1	0	3	1	0	1	6	6.0
FURMAN	11/12/21	15	2	4	.500	0	2	.000	2	2	1.000	0	3	3	2.0	0	0	2	0	0	0	6	6.0
NAVY	11/15/21	18	0	1	.000	0	1	.000	0	0	.000	0	1	1	1.7	3	0	3	0	1	0	4	4.0
DETROIT	11/20/21	21	4	8	.500	0	1	.000	0	0	.000	0	1	1	1.5	3	0	1	1	0	0	8	5.0
vs. Mississippi St.	11/25/21	14	1	6	.167	1	2	.500	2	4	.500	0	1	1	1.4	0	0	2	1	0	1	5	5.0
vs. Maryland	11/27/21	9	1	5	.200	0	2	.000	0	0	.000	0	1	1	1.3	2	0	1	1	0	0	2	4.5
at Michigan St.	12/01/21	18	8	12	.667	4	7	.571	2	2	1.000	0	1	1	1.3	3	0	0	3	0	1	22	7.0
at NC State	12/04/21	19	3	5	.600	1	2	.500	4	4	1.000	0	2	2	1.4	2	0	1	2	0	0	11	7.5
DEPAUL	12/10/21	18	1	4	.250	0	2	.000	0	0	.000	1	1	2	1.4	3	0	1	3	0	0	2	6.9
SOUTHEASTERN LA	12/14/21	18	4	5	.800	2	3	.667	3	4	.750	0	2	2	1.5	2	0	0	2	0	1	13	7.5
at Western Ky.	12/18/21	16	3	8	.375	3	4	.750	0	0	.000	0	1	1	1.5	2	0	3	1	0	0	9	7.6
WAKE FOREST	12/29/21	11	0	1	.000	0	1	.000	0	3	.000	0	0	0	1.3	2	0	1	1	0	0	0	7.0
at Georgia Tech	01/02/22	13	0	3	.000	0	2	.000	1	2	.500	0	2	2	1.4	1	0	2	1	0	0	1	6.5
PITTSBURGH	01/05/22	19	6	10	.600	2	4	.500	4	6	.667	0	2	2	1.4	0	0	0	2	0	1	18	7.4
at Florida St.	01/08/22	23	5	12	.417	2	6	.333	2	2	1.000	0	3	3	1.5	4	0	3	1	0	1	14	7.8
NC STATE	01/12/22	* 16	1	6	.167	1	2	.500	0	0	.000	0	1	1	1.5	0	0	1	1	0	0	3	7.5
at Pittsburgh	01/15/22	* 33	3	10	.300	1	5	.200	3	5	.600	0	1	1	1.5	3	0	2	1	0	1	10	7.6
BOSTON COLLEGE	01/19/22	* 20	3	7	.429	1	11	.000	0	0	.000	6	6	1.7	3	0	2	2	0	0	0	7	7.6
NOTRE DAME	01/22/22	16	2	3	.667	1	11	.000	0	0	.000	0	2	2	1.7	2	0	1	1	0	0	5	7.5
at Virginia	01/24/22	19	0	1	.000	0	1	.000	1	2	.500	0	1	1	1.7	0	0	1	1	0	0	1	7.2
DUKE	01/29/22	25	7	16	.438	3	6	.500	1	3	.333	0	1	1	1.7	1	0	2	0	0	0	18	7.7
NORTH CAROLINA	02/01/22	33	8	21	.381	5	11	.455	4	4	1.000	0	2	2	1.7	1	0	2	1	0	1	25	8.5
at Syracuse	02/05/22	22	4	11	.364	2	6	.333	0	0	.000	0	1	1	1.7	0	0	1	2	0	1	10	8.5
at Notre Dame	02/09/22	* 33	5	13	.385	3	8	.375	0	0	.000	1	4	5	1.8	2	0	1	1	0	1	13	8.7

#### 3 EI Ellis Statistics

Year	GP	GS	Min	Avg	FG	FGA	Pct	3FG	3FGA	Pct	FT	FTA	Pct	OReb	DReb	Reb	Avg	PF	FO	Ast	TO	Blk	Stl	Pts	Avg	
<b>at Tallahassee CC</b>																										
2019-20	33	25	911	27.6	169	353	.479	52	129	.403	82	97	.845	15	113	128	3.9	42	0	148	81	1	37	472	14.3	
2020-21	22	21	667	30.3	125	272	.460	55	132	.417	85	112	.759	11	64	75	3.4	34	0	94	72	4	19	390	17.7	
<b>at Louisville</b>																										
2021-22	24	4	466	19.4	73	181	.403	32	83	.386	31	46	.674	3	40	43	1.8	40	0	36	33	0	11	209	8.7	
Total	79	50	2044	25.9	367	806	.455	139	344	.404	198	255	.776	29	217	246	3.1	116	0	278	186	5	67	1071	13.6	

10 games as a sophomore.

■ Made multiple three-pointers in 15 games for Tallahassee, which ranked 14th in the nation in the final NJCAA Division I poll.

■ Ranked as the top junior college prospect in the nation in the 247Sports.com composite rankings.

■ Honored as the 2021 Panhandle Conference Player of the Year, becoming Tallahassee's first repeat Player of the Year winner and just the conference's third overall since 1997. He also earned first-team All-Panhandle Conference status and was featured on the FCSAA All-State team.

■ After leading his team to a 27-6 record in 2019-20, Ellis earned NJCAA second-team All-America honors and became Tallahassee's first All-American since 2001.

■ Named the 2020 Panhandle Conference Player of the Year, just the fourth freshman since 1997 to attain that honor.

■ His father Elbert Ellis, Jr. was a football and track athlete at the University of Pittsburgh before playing with the Carolina Panthers and Green Bay Packers.

■ In a July charity softball game, he led his team to victory with a 4-for-4 outing at the plate with a triple and home run, and played well defensively at shortstop.

■ Born Dec. 18, 1999. Major is sport administration.

#### Most Points Scored in less than 20 minutes by a Louisville Player since 2010

Name	Pts.	Opponent, Date
1. EI Ellis	22	Michigan St, 12/1/21
2. Wayne Blackshear	20	Cornell, 11/15/13
3. Jordan Nwora	20	Southern, 11/13/18
4. Wayne Blackshear	19	Rutgers, 2/6/13
5. EI Ellis	18	Pittsburgh, 1/5/22

#### 3 EI Ellis Season/Career Highs

Points.....	25 vs. North Carolina (2/1)
Reb.....	6 vs. Boston College (1/19)
Asst.....	3 (four times) latest at Florida St. (1/8)
Blocks.....	none
Steals.....	1 (11 times) latest at Notre Dame (2/9)
FGM.....	8 at Michigan St. (12/1), vs. North Carolina (2/1)
FGA.....	21 vs. North Carolina (2/1)
3FGM.....	5 vs. North Carolina (2/1)
3FGA.....	11 vs. North Carolina (2/1)
FT.....	4 (three times) vs. North Carolina (2/1)
FTA.....	6 vs. Pittsburgh (1/5)



## 4 Roosevelt Wheeler

F/C 6-10 245 Fr. - HS Richmond, Va. (John Marshall HS)

- Has been a backup at center for multiple games, averaging over seven minutes a game on the court in his 16 appearances.
- Suffered a concussion against Duke and missed the next two games. He returned to play against Notre Dame in the Cardinals' last game and contributed two points and a career-high six rebounds in 13 minutes.
- Scored a career-best eight points vs. WKU (4-of-4 FGs) and had six points against Southeastern Louisiana.
- Delighted Louisville fans in his debut against Navy with three points and three rebounds in nine minutes for his first court time this year. He scored four points against Maryland.
- Averaged 15.8 points, 11.9 rebounds and 4.3 blocked shots as a junior in 2019-20 as one of five John Marshall High School players who averaged double figures in scoring. He helped his team achieve a 23-2 record and the 2020 Virginia 2A state championship, John Marshall's second state title in his three years



4 Roosevelt Wheeler		
Games With ...	Season	Career
Double-Figure scoring.....	0	0
5 or more rebounds .....	2	2
4 or more assists .....	0	0
A blocked shot .....	4	4
A steal .....	3	3
A three-pointer .....	0	0
20+ points.....	0	0

Opponent	Date	GS	Min	FG	FGA	Pct	3-Point			Rebounds			Avg	PF	FO	A	TO	Blk	Stl	Pts	Avg		
							FGA	Pct	FT	FTA	Pct	Off										Def	Tot
SOUTHERN	11/09/21	DNP																					
FURMAN	11/12/21	DNP																					
NAVY	11/15/21	9	1	2	.500	0	0	.000	1	2	.500	1	2	3	3.0	0	0	0	0	2	3	3.0	
DETROIT	11/20/21	1	0	0	.000	0	0	.000	0	0	.000	0	0	0	1.5	1	0	0	0	0	0	1.5	
vs. Mississippi St.	11/25/21	9	0	0	.000	0	0	.000	4	4	1.000	1	2	3	2.0	3	0	0	0	1	4	2.3	
vs. Maryland	11/27/21	8	2	2	1.000	0	0	.000	0	0	.000	0	1	1	1.8	1	0	0	1	0	4	2.8	
at Michigan St.	12/01/21	8	0	1	.000	0	0	.000	0	0	.000	1	0	1	1.6	3	0	0	0	1	1	2.2	
at NC State	12/04/21	2	0	0	.000	0	0	.000	0	0	.000	0	0	0	1.3	0	0	0	0	0	0	1.8	
DEPAUL	12/10/21	8	0	2	.000	0	0	.000	0	0	.000	3	2	5	1.9	0	0	0	0	1	0	1.6	
SOUTHEASTERN LA	12/14/21	6	2	2	1.000	0	0	.000	2	2	1.000	0	1	1	1.8	2	0	0	0	0	6	2.1	
at Western Ky.	12/18/21	20	4	4	1.000	0	0	.000	0	0	.000	1	2	3	1.9	0	0	1	1	1	0	8	2.8
WAKE FOREST	12/29/21	6	0	0	.000	0	0	.000	0	0	.000	0	3	3	2.0	0	0	0	0	0	0	2.5	
at Georgia Tech	01/02/22	DNP																					
PITTSBURGH	01/05/22	3	0	0	.000	0	0	.000	1	2	.500	1	1	2	2.0	0	0	0	0	0	1	2.4	
at Florida St.	01/08/22	DNP																					
NC STATE	01/12/22	2	0	0	.000	0	0	.000	0	0	.000	0	1	1	1.9	0	0	0	0	0	0	2.2	
at Pittsburgh	01/15/22	6	0	0	.000	0	0	.000	0	0	.000	0	0	0	1.8	1	0	0	0	1	0	2.0	
BOSTON COLLEGE	01/19/22	DNP																					
NOTRE DAME	01/22/22	DNP																					
at Virginia	01/24/22	8	1	1	1.000	0	0	.000	0	0	.000	1	1	2	1.8	1	0	0	0	0	2	2.0	
DUKE	01/29/22	4	0	0	.000	0	0	.000	0	0	.000	0	1	1	1.7	2	0	0	0	0	0	1.9	
NORTH CAROLINA	02/01/22	DNP																					
at Syracuse	02/05/22	DNP																					
at Notre Dame	02/09/22	13	1	3	.333	0	0	.000	0	0	.000	1	5	6	2.0	3	0	0	0	0	2	1.9	

### 4 Roosevelt Wheeler Statistics

Year	GP	GS	Min	Avg	FG	FGA	Pct	3FG	3FGA	Pct	FT	FTA	Pct	OReb	DReb	Reb	Avg	PF	FO	Ast	TO	Blk	Stl	Pts	Avg
2021-22	16	0	113	7.1	11	17	.647	0	0	.000	8	10	.800	10	22	32	2.0	17	0	1	2	4	4	30	1.9
TOTAL	16	0	113	7.1	11	17	.647	0	0	.000	8	10	.800	10	22	32	2.0	17	0	1	2	4	4	30	1.9

there.

■ Wheeler did not have a senior season due to injury and Richmond (Va.) Public Schools canceled winter sports due to the pandemic and he was recovering from an Achilles injury.

■ A first-team all-state and all-region selection in 2019-20, Wheeler ranked No. 43 nationally by Rivals.com, 69th in the 247Sports.com composite rankings and No. 82 in the ESPN 100.

■ Known as "Big Rose," Wheeler grew up in Atlanta before moving to Hampton, Va. in August of 2016. He moved to Richmond in 2017 and as a freshman, came off the bench to help John Marshall win the Virginia state 3A championship.

■ In Wheeler's sophomore year, John Marshall fell in overtime in the semifinals of the 3A state championship during its 21-5 season before the school moved to Class 2A for the 2019-20 season.


■ Born Jan. 15, 2003. Major is art.

### 4 Roosevelt Wheeler Season/Career Highs

- Points..... 8 at Western Kentucky (12/18)
- Reb..... 6 at Notre Dame (2/9)
- Asst..... 1 at Western Kentucky (12/18)
- Blocks.... 1 (four times) latest at Pittsburgh (1/15)
- Steals..... 2 vs. Navy (11/15)
- FGM..... 4 at Western Kentucky (12/18)
- FGA..... 4 at Western Kentucky (12/18)
- 3FGM..... none
- 3FGA..... none
- FT..... 4 vs. Mississippi St. (11/25)
- FTA..... 4 vs. Mississippi St. (11/25)

# 5 Malik Williams

**F/C 6-11 245 5th Yr. Sr. - 4L Ft. Wayne, Ind. (Snider HS)**



- First three-year team captain in UofL history
- Sat out UofL's first two games of February against North Carolina and Syracuse with a team suspension, but returned to practice with the team on Feb. 7 and played six minutes at Notre Dame.
- Fourth in the ACC in rebounding (8.3 rpg) and 30th in the nation in defensive rebounding (6.5 per game).
- Has scored in double figures in 12 games this season, including four of his last six contests.
- Has grabbed at least eight rebounds in 13 of his 21 games, and double digits boards in nine games.
- Has made 9-of-23 three-pointers over his last six games (.391). He has made 38.9 percent of his three-pointers in ACC games (14-of-36).
- Registered his 11th career double-double and sixth this season (third in the ACC) with 10 points and 12 rebounds vs. Duke.
- Scored his 800th career point at Virginia, totaling 10 points and eight rebounds in the game. He grabbed his 600th career rebound at Pitt.
- Produced his 10th career double-double and fifth this season at Pittsburgh with 12 points, a career-high matching 13 rebounds, two assists and a steal.
- Preseason All-ACC second team selection.
- Missed the Cardinals' game at Western Kentucky.
- Had a double-double performance with 20 points and 10 rebounds at Georgia Tech.
- Double-double with 15 points, 10 rebounds and two steals against Southeastern Louisiana.
- Totaled a career-high 22 points with eight rebounds against DePaul.
- Had his seventh career double-double with 14 points and 12 rebounds at NC State.

Games With ...	Season	Career
Double-Figure scoring....	12	35
5 or more rebounds .....	18	65
4 or more assists .....	1	1
A blocked shot .....	10	57
A steal .....	16	46
A three-pointer .....	12	49
20+ points.....	2	2

## 5 Malik Williams Game-by-Game

Opponent	Date	GS	Min	FG FGA			3-Point			FT FTA			Rebounds					PF	FO	A	TO	Blk	Stl	Pts	Avg
				Pct	FG	FGA	Pct	FG	FGA	Pct	FT	FTA	Pct	Off	Def	Tot	Avg								
SOUTHERN	11/09/21		24	2	4	.500	0	1	.000	2	4	.500	3	10	13	13.0	2	0	0	2	1	1	6	6.0	
FURMAN	11/12/21	*	33	1	8	.125	0	3	.000	1	2	.500	2	8	10	11.5	2	0	2	1	2	2	3	4.5	
NAVY	11/15/21	*	24	3	5	.600	1	3	.333	0	0	.000	0	5	5	9.3	2	0	5	3	2	1	7	5.3	
DETROIT	11/20/21	*	28	3	4	.750	1	11	1.000	4	6	.667	2	7	9	9.3	1	0	3	3	0	2	11	6.8	
vs. Mississippi St.	11/25/21	*	23	4	8	.500	0	2	.000	0	1	.000	2	8	10	9.4	3	0	0	3	0	0	8	7.0	
vs. Maryland	11/27/21	*	30	3	10	.300	1	5	.200	6	6	1.000	3	9	12	9.8	2	0	1	3	1	4	13	8.0	
at Michigan St.	12/01/21	*	28	4	8	.500	0	3	.000	2	4	.500	2	6	8	9.6	1	0	0	2	1	2	10	8.3	
at NC State	12/04/21	*	27	6	8	.750	2	3	.667	0	0	.000	2	10	12	9.9	2	0	2	0	0	1	14	9.0	
DEPAUL	12/10/21	*	29	10	15	.667	2	5	.400	0	0	.000	3	5	8	9.7	3	0	0	1	0	3	22	10.4	
SOUTHEASTERN LA.	12/14/21	*	17	6	10	.600	0	1	.000	3	3	1.000	3	7	10	9.7	0	0	0	0	0	2	15	10.9	
at Western Ky.	12/18/21		DNP																						
WAKE FOREST	12/29/21	*	28	3	8	.375	2	4	.500	3	4	.750	2	4	6	9.4	2	0	1	0	3	0	11	10.9	
at Georgia Tech	01/02/22	*	32	9	12	.750	0	1	.000	2	5	.400	2	8	10	9.4	2	0	1	2	1	2	10	11.7	
PITTSBURGH	01/05/22	*	19	0	2	.000	0	0	.000	4	6	.667	2	2	4	9.1	6	2	1	4	0	1	4	11.1	
at Florida St.	01/08/22	*	26	2	6	.333	0	2	.000	0	0	.000	1	6	7	8.9	1	0	1	0	0	0	4	10.6	
NC STATE	01/12/22	*	13	1	5	.200	1	3	.333	1	2	.500	0	3	3	8.5	1	0	1	1	0	1	4	10.1	
at Pittsburgh	01/15/22	*	27	4	11	.364	2	5	.400	2	2	1.000	2	11	13	8.8	4	0	2	2	0	1	12	10.3	
BOSTON COLLEGE	01/19/22	*	22	2	5	.400	1	3	.333	0	0	.000	0	8	8	8.8	4	0	0	0	1	0	5	9.9	
NOTRE DAME	01/22/22	*	21	4	10	.400	3	6	.500	0	0	.000	1	5	6	8.6	1	0	0	1	0	2	11	10.0	
at Virginia	01/24/22	*	25	4	9	.444	2	4	.500	0	0	.000	2	4	6	8.5	2	0	1	1	1	1	10	10.0	
DUKE	01/29/22	*	31	4	9	.444	1	3	.333	1	2	.500	3	9	12	8.7	0	0	1	2	1	1	10	10.0	
NORTH CAROLINA	02/01/22		DNP																						
at Syracuse	02/05/22		DNP																						
at Notre Dame	02/09/22		6	0	2	.000	0	2	.000	0	0	.000	0	1	1	8.3	0	0	0	0	0	0	9	5	

## 5 Malik Williams Statistics

Year	GP	GS	Min	Avg	FG	FGA	Pct	3FG	3FGA	Pct	FT	FTA	Pct	OReb	DReb	Reb	Avg	PF	FO	Ast	TO	Blk	Stl	Pts	Avg
2017-18	32	12	338	10.6	46	110	.418	20	62	.323	11	16	.688	23	54	77	2.4	30	0	5	11	13	12	123	3.8
2018-19	34	20	618	18.2	86	205	.420	28	88	.318	61	87	.701	63	145	208	6.1	84	1	9	31	41	9	261	7.7
2019-20	26	3	486	18.7	76	153	.497	9	31	.290	59	91	.648	60	99	159	6.1	46	1	9	17	16	12	220	8.5
2020-21	3	2	62	20.7	6	20	.300	2	7	.286	1	4	.250	6	12	18	6.0	3	0	3	4	0	2	15	5.0
2021-22	21	19	513	24.4	75	159	.472	19	60	.317	31	47	.660	37	137	174	8.3	41	2	22	31	14	26	200	9.5
TOTAL	116	56	2017	17.4	289	647	.447	78	248	.315	163	245	.665	189	447	636	5.5	204	4	48	94	84	61	819	7.1

- Named MVP of the 2021 Baha Mar Hoops Bahamas Championship. He had 13 points, 12 rebounds, and a career-high four steals vs. Maryland in the title game of the event, his sixth career double-double.
- Grabbed his 500th career rebound against Mississippi State as he totaled eight points and 10 rebounds in the game.
- His 84 career blocks is fifth among active ACC players.
- Last season, he reinjured his right foot in the second half at Duke and was sidelined for 4-6 weeks. He played in just three games during the 2020-21 season. He had missed UofL's first 15 games after having surgery Nov. 11 to repair a broken bone in his right foot.
- The runner-up in the 2019-20 ACC Sixth Man of the Year voting, Williams scored in double figures on 10 occasions as a junior and 23 times for his career.
- Started the last 20 games of 2018-19. He averaged 9.8 pts. and 8.4 reb. in his last five games.
- Scored a career-high 19 points and grabbed 11 rebounds against Miami in 2019.
- Born Aug. 26, 1998 ... Major is communication.

## 5 Malik Williams Season Highs

- Points..... 22 vs. DePaul (12/10)
- Reb. .... 13 vs. Southern (11/9), at Pittsburgh (1/15)
- Asst..... 5 vs. Navy (11/15)
- Blocks .... 3 vs. Wake Forest (12/29)
- Steals .... 4 vs. Maryland (11/27)
- FGM ..... 10 vs. DePaul (12/10)
- FGA ..... 15 vs. DePaul (12/10)
- 3FGM ..... 3 vs. Notre Dame (1/22)
- 3FGA ..... 6 vs. Notre Dame (1/22)
- FT ..... 6 vs. Maryland (11/27)
- FTA ..... 6 (three times) latest vs. Pittsburgh (1/5)

## 5 Malik Williams Career Highs

- Points..... 22 vs. DePaul (12/10/21)
- Reb. .... 13 (seven times) latest at Pittsburgh (1/15/22)
- Asst..... 5 vs. Navy (11/15/21)
- Blocks .... 4 vs. Seton Hall (12/1/18)
- Steals .... 4 vs. Maryland (11/27/21)
- FGM ..... 10 vs. DePaul (12/10/21)
- FGA ..... 15 vs. DePaul (12/10/21)
- 3FGM ..... 4 vs. Pittsburgh (2/11/18)
- 3FGA ..... 6 vs. Notre Dame (1/22/22)
- FT ..... 7 (three times) latest vs. Virginia (2/8/20)
- FTA ..... 12 vs. Georgia Tech (1/22/20)

# 10 Samuel Williamson

G/F 6-7 205 Jr. - 2L Rockwall, Texas (Rockwall HS)



■ Double-figure scorer in six games this season (17 career). He has started six games. He did not play in the last game at Notre Dame (coach's decision).

■ Scored 10 points at Syracuse, his first game in double figures since Florida State on Jan. 8. Before that, he had a collective 19 points and 10 rebounds in his previous six games combined.

■ Fourth in rebounding (4.0 rpg) for the Cardinals.

■ Had 13 points and seven rebounds at Florida State,

■ His 12 points and eight rebounds against Wake Forest in his first start of the season surpassed his scoring total of nine points over the previous five games.

■ Produced his fourth career double-double in the opening game vs. Southern with 14 points and 14 rebounds.

■ Starting forward in 15 games last year, averaging 10.7 points and 10.9 rebounds over the last seven games.

■ Honored on the 2021 All-ACC Academic team, his second

10 Samuel Williamson	
Games With ...	Season Career
Double-Figure scoring .....	6 17
5 or more rebounds .....	7 26
4 or more assists .....	1 3
A blocked shot .....	3 10
A steal .....	7 21
A three-pointer .....	2 18
20+ points .....	0 1

## 10 Samuel Williamson Game-by-Game

Opponent	Date	GS	Min	FG	FGA	3-Point		Pct	FT	FTA	Rebounds				PF	FO	A	TO	Blk	Stl	Pts	Avg	
						Pct	FG				FGA	Pct	Off	Def									Tot
SOUTHERN	11/09/21	27	6	12	.500	1	2	.500	1	3	.333	4	10	14	14.0	1	0	1	0	0	14	14.0	
FURMAN	11/12/21	17	1	6	.167	0	1	.000	0	0	.000	0	0	0	7.0	2	0	0	0	0	2	8.0	
NAVY	11/15/21	23	6	10	.600	0	1	.000	1	2	.500	1	3	4	6.0	2	0	1	2	1	11	9.7	
DETROIT	11/20/21	21	2	8	.250	0	0	.000	0	0	.000	2	6	8	6.5	0	0	1	4	0	1	4	8.3
vs. Mississippi St.	11/25/21	26	7	12	.583	0	0	.000	1	4	.250	2	4	6	6.4	1	0	0	1	0	0	15	9.6
vs. Maryland	11/27/21	16	2	4	.500	0	0	.000	0	0	.000	1	4	5	6.2	4	0	1	2	1	0	4	8.7
at Michigan St.	12/01/21	6	0	1	.000	0	0	.000	0	0	.000	0	2	2	5.6	3	0	1	4	0	0	7.4	
at NC State	12/04/21	4	0	0	.000	0	0	.000	0	2	.000	1	2	5.1	0	0	0	1	0	0	0	6.5	
DEPAUL	12/10/21	10	0	3	.000	0	0	.000	0	0	.000	0	3	3	4.9	0	0	0	0	0	1	0	5.8
SOUTHEASTERN LA	12/14/21	19	2	6	.333	0	0	.000	3	4	.750	0	3	3	4.7	4	0	0	1	0	2	7	5.9
at Western Ky.	12/18/21	13	1	4	.250	0	0	.000	0	0	.000	2	2	4	4.6	1	0	1	1	0	0	2	5.5
WAKE FOREST	12/29/21	* 29	3	4	.750	0	0	.000	6	7	.857	2	6	8	4.9	1	0	0	1	0	0	12	6.1
at Georgia Tech	01/02/22	* 27	1	6	.167	0	1	.000	1	2	.500	0	4	4	4.8	0	0	4	1	0	0	3	5.8
PITTSBURGH	01/05/22	* 21	4	9	.444	0	1	.000	1	2	.500	1	4	5	4.9	2	0	2	0	1	0	9	6.1
at Florida St.	01/08/22	* 23	5	9	.556	0	1	.000	3	7	.429	4	3	7	5.0	1	0	0	2	0	0	13	6.5
NC STATE	01/12/22	* 11	0	4	.000	0	1	.000	0	0	.000	1	2	3	4.9	0	0	1	1	0	0	0	6.1
at Pittsburgh	01/15/22	* 15	1	4	.250	1	3	.333	0	0	.000	0	1	1	4.6	0	0	2	1	0	1	3	5.9
BOSTON COLLEGE	01/19/22	17	2	5	.400	0	0	.000	3	4	.750	0	4	4	4.6	1	0	0	1	0	2	7	6.0
NOTRE DAME	01/22/22	14	3	4	.750	0	0	.000	0	0	.000	1	2	4.5	2	0	0	0	0	1	6	6.0	
at Virginia	01/24/22	14	0	1	.000	0	0	.000	0	0	.000	0	0	0	4.3	1	0	1	0	0	0	5.7	
DUKE	01/29/22	13	0	0	.000	0	0	.000	3	4	.750	0	3	3	4.2	0	0	0	1	0	0	3	5.6
NORTH CAROLINA	02/01/22	11	0	3	.000	0	0	.000	2	2	1.000	0	1	1	4.0	0	0	2	0	0	0	2	5.4
at Syracuse	02/05/22	15	5	9	.556	0	1	.000	0	0	.000	1	1	2	4.0	1	0	3	2	0	0	10	5.6
at Notre Dame	02/09/22	DNP																					

## 10 Samuel Williamson Statistics

Year	GP	GS	Min	Avg	FG	FGA	Pct	3FG	3FGA	Pct	FT	FTA	Pct	OReb	DReb	Reb	Avg	PF	FO	Ast	TO	Blk	Stl	Pts	Avg
2019-20	31	1	480	15.5	54	115	.470	9	27	.333	20	29	.690	27	50	77	2.5	49	0	18	35	5	10	137	4.4
2020-21	18	15	516	28.7	70	146	.479	9	36	.250	24	34	.706	37	108	145	8.1	42	1	22	31	2	5	173	9.6
2021-22	23	6	392	17.0	51	123	.415	2	12	.167	25	43	.581	23	68	91	4.0	27	0	21	27	3	9	129	5.6
TOTAL	72	22	1388	19.3	175	384	.456	20	75	.267	69	106	.651	87	226	313	4.3	118	1	61	93	10	24	439	6.1

straight year to earn the recognition.

■ Grabbed double-digit boards in seven games as a sophomore, including five of the last seven. He led the Cardinals in rebounding (8.1 rpg) and ranked third in the ACC. He pulled down six or more rebounds in 14 of his 18 games in 2020-21. His 8.9 rebounding average in ACC games was second in the league.

■ Totaled career highs of 20 points and 18 rebounds against Georgia Tech on Feb. 1, his third double-double and sixth double-figure scoring effort of the season.

■ Born Sept. 7, 2000 ... Major is business management.

## 10 Samuel Williamson Season Highs

Points..... 15 vs. Mississippi St. (11/25)  
 Reb..... 14 vs. Southern (11/9)  
 Asst..... 4 at Georgia Tech (1/2)  
 Blocks..... 1 (three times) latest vs. Pittsburgh (1/5)  
 Steals..... 2 vs. Southeastern La. (12/14),  
 vs. Boston College (1/19)  
 FGM..... 7 vs. Mississippi St. (11/25)  
 FGA..... 12 vs. Southern (11/9), vs. Mississippi St. (11/25)  
 3FGM..... 1 vs. Southern (11/9), at Pittsburgh (1/15)  
 3FGA..... 3 at Pittsburgh (1/15)  
 FT..... 6 vs. Wake Forest (12/29)  
 FTA..... 7 vs. Wake Forest (12/29), at Florida St. (1/8)

## 10 Samuel Williamson Career Highs

Points..... 20 vs. Georgia Tech (2/1/21)  
 Reb..... 18 vs. Georgia Tech (2/1/21)  
 Asst..... 5 vs. Evansville (11/25/20)  
 Blocks..... 2 at Pittsburgh (12/22/20)  
 Steals..... 2 (three times) latest vs. Boston College (1/19/22)  
 FGM..... 8 vs. Evansville (11/25/20)  
 vs. Georgia Tech (2/1/21)  
 FGA..... 14 vs. North Carolina (2/20/21)  
 3FGM..... 3 vs. Wake Forest (1/13/21)  
 3FGA..... 4 (five times) latest vs. Duke (3/10/21)  
 FT..... 6 vs. Wake Forest (12/29/21)  
 FTA..... 7 (three times) latest at Florida St. (1/8/22)



# 11 Mason Faulkner

**G 6-1 185 Gr. - Tr. Glasgow, Ky. (Western Carolina University)**

■ He is second on the team in assists (68 assists, 3.0 per game; Jarrod West has 74) and is fourth in the ACC in assist-turnover ratio for ACC games only at 3.00 (45 assists, 15 turnovers in ACC games).

■ Has scored eight or more points in seven of his last 14 games, including nine points and three assists at Syracuse. He has been in the starting lineup for six games.

■ Handed out his 500th career assist at Syracuse.

■ Matched his season high of seven assists against Boston College in his first starting assignment, adding eight points and three rebounds.

■ Missed UofL's game at Georgia Tech due to COVID protocols.

■ Totaled 11 points and five assists without a turnover against Wake Forest. He has 63 career collegiate games in double figures.

■ Against Wake Forest, he scored his 1,400th career point at Northern Kentucky, Western Carolina and Louisville.



## 11 Mason Faulkner

Games With ...	Season	Career
Double-Figure scoring.....	4	63
5 or more rebounds.....	1	47
4 or more assists.....	9	72
A blocked shot.....	1	6
A steal.....	7	82
A three-pointer.....	14	91
20+ points.....	0	23

*Above career figures include NKU & WCU*

■ Handed out his 450th career assist vs. Mississippi State, adding seven points and three rebounds in the game.

■ Graduate transfer guard led Western Carolina with 16.9 points and 4.8 assists per game as a redshirt senior in 2020-21 when he led the SoCon in assists and ranked ninth in scoring.

■ Two-time All-Southern Conference and NABC All-District selection

■ Has scored 1,462 career points in his four collegiate seasons and handed out 503 assists, scoring in double digits on 63 occasions while reaching 20 or more points in 23 games.

■ As a junior in 2019-20, Faulkner averaged 17.7 points, 6.0 rebounds and ranked 19th in NCAA Division I in assists at 6.0 per game.

■ His twin sister Madison was a first team NAIA and WCBA All-American in basketball as a senior at Campbellsville (Ky.) University and the NCCAA Player of the Year, scoring 1,494 career points.

■ His cousin Tick Rogers played for the Cardinals (1992-96) and is fifth in career steals at UofL with 220.

■ Born June 11, 1998. Working on a master's degree in criminal justice.

### 11 Mason Faulkner Game-by-Game

Opponent	Date	GS		Min		FG		FGA		Pct		3-Point		FT		FTA		Rebounds			Avg				
		GS	Min	FG	FGA	Pct	FG	FGA	Pct	FT	FTA	Pct	Off	Def	Tot	Avg	PF	FO	A	TO	Blk	Stl	Pts	Avg	
SOUTHERN	11/09/21	10	1	2	.500	0	0	.000	0	0	.000	0	0	0	0	0	0	0.0	1	0	1	2	0	2	2.0
FURMAN	11/12/21	22	0	2	.000	0	1	.000	6	7	.857	1	4	5	2.5	1	0	7	0	0	2	6	4.0		
NAVY	11/15/21	22	2	4	.500	2	4	.500	2	4	.500	0	1	1	2.0	2	0	5	2	0	0	8	5.3		
DETROIT	11/20/21	6	0	0	.000	0	0	.000	0	0	.000	0	0	0	1.5	0	0	1	0	0	0	0	4.0		
vs. Mississippi St.	11/25/21	13	2	21	.000	2	21	.000	1	2	.500	1	2	3	1.8	3	0	1	0	0	1	7	4.6		
vs. Maryland	11/27/21	9	0	1	.000	0	1	.000	0	0	.000	0	0	0	1.5	0	0	0	2	0	1	0	3.8		
at Michigan St.	12/01/21	8	0	1	.000	0	1	.000	0	0	.000	0	0	0	1.3	1	0	1	1	0	0	0	3.3		
at NC State	12/04/21	10	1	4	.250	0	3	.000	0	0	.000	0	1	1	1.3	2	0	2	1	0	1	2	3.1		
DEPAUL	12/10/21	9	1	4	.250	1	2	.500	0	0	.000	0	1	1	1.2	1	0	1	1	0	0	3	3.1		
SOUTHEASTERN LA	12/14/21	22	5	8	.625	2	4	.500	0	0	.000	0	3	3	1.4	3	0	3	1	0	0	12	4.0		
at Western Ky.	12/18/21	27	3	8	.375	2	6	.333	4	4	1.000	0	0	0	1.3	4	0	3	1	0	0	12	4.7		
WAKE FOREST	12/29/21	24	3	10	.300	1	3	.333	4	6	.667	1	3	4	1.5	2	0	5	0	0	0	11	5.3		
at Georgia Tech	01/02/22	DNP																							
PITTSBURGH	01/05/22	20	1	11	.000	1	11	.000	0	0	.000	0	0	0	1.4	1	0	4	0	0	0	3	5.1		
at Florida St.	01/08/22	27	2	4	.500	1	3	.333	7	8	.875	1	2	3	1.5	3	0	3	2	0	1	12	5.6		
NC STATE	01/12/22	28	1	3	.333	1	11	.000	1	2	.500	0	0	0	1.4	1	0	4	2	0	0	4	5.5		
at Pittsburgh	01/15/22	17	0	3	.000	0	2	.000	0	0	.000	0	3	3	1.5	1	0	1	3	0	0	0	5.1		
BOSTON COLLEGE	01/19/22	* 29	2	6	.333	1	3	.333	3	4	.750	0	3	3	1.6	0	0	7	1	0	0	8	5.3		
NOTRE DAME	01/22/22	* 28	4	8	.500	1	4	.250	0	0	.000	2	2	1.6	1	0	5	1	0	1	9	5.5			
at Virginia	01/24/22	* 26	1	4	.250	1	2	.500	0	0	.000	0	1	1	1.6	2	0	2	1	0	1	3	5.4		
DUKE	01/29/22	* 17	0	4	.000	0	2	.000	0	0	.000	0	1	1	1.6	2	0	4	0	0	0	0	5.1		
NORTH CAROLINA	02/01/22	* 13	1	2	.500	1	11	.000	2	2	1.000	0	3	3	1.6	0	0	4	2	0	0	5	5.1		
at Syracuse	02/05/22	* 25	3	8	.375	3	6	.500	0	0	.000	0	0	0	1.5	2	0	3	2	1	0	9	5.3		
at Notre Dame	02/09/22	15	1	3	.333	0	2	.000	1	1	1.000	1	2	3	1.6	1	0	1	0	0	0	3	5.2		

### 11 Mason Faulkner Statistics

Year	GP	GS	Min	Avg	FG	FGA	Pct	3FG	3FGA	Pct	FT	FTA	Pct	OReb	DReb	Reb	Avg	PF	FO	Ast	TO	Blk	Stl	Pts	Avg	
<b>at Northern Kentucky</b>																										
2016-17	33	1	603	18.3	79	196	.403	24	97	.247	61	80	.763	13	67	80	2.4	67	2	68	44	2	27	243	7.4	
2017-18	32	0	548	17.1	58	141	.411	32	90	.356	30	34	.882	7	52	59	1.8	55	1	73	44	0	24	178	5.6	
<b>at Western Carolina</b>																										
2019-20	31	30	1037	33.5	163	405	.402	62	198	.313	162	207	.783	24	161	185	6.0	71	2	188	103	3	37	550	17.7	
2020-21	22	19	752	34.2	120	264	.455	33	93	.355	99	130	.762	22	99	121	5.5	64	3	106	76	1	27	372	16.9	
<b>at Louisville</b>																										
2021-22	23	6	427	18.6	34	92	.370	20	54	.370	31	40	.775	5	32	37	1.6	34	0	68	25	1	8	119	5.2	
Total	141	56	3367	23.9	454	1098	.413	171	532	.321	383	491	.780	71	411	482	3.4	291	8	503	292	7	123	1462	10.4	


### 11 Mason Faulkner

#### Season/Career Highs at Louisville

Points..... 12 (three times) latest at Florida St. (1/8)  
 Reb. .... 5 vs. Furman (11/12)  
 Asst..... 7 vs. Furman (11/12), vs. Boston College (1/19)  
 Blocks .... 1 at Syracuse (2/5)  
 Steals..... 2 vs. Furman (11/12)  
 FGM ..... 5 vs. Southeastern La. (12/14)  
 FGA ..... 10 vs. Wake Forest (12/29)  
 3FGM ..... 3 at Syracuse (2/5)  
 3FGA ..... 6 at Western Kentucky (12/18), at Syracuse (2/5)  
 FT..... 7 at Florida St. (1/8)  
 FTA..... 8 at Florida St. (1/8)

# 12 JJ Traynor

F 6-8 200 So. - 1L Bardstown, Ky. (Bardstown HS)



■ Contributed a season-high five points in eight minutes against Notre Dame in the Cardinals' last game, his first action since Dec. 14. He has appeared in four games this year.

■ Buried a three-pointer in his five minutes on the court against Southeastern Louisiana, his first action since Nov. 12.

■ Was productive off the bench as a freshman, averaging 3.9 points, 2.0 rebounds in 13 minutes per game.

■ Swatted a team-high 11 blocked shots last season.

■ Connected on 49.1 percent of his field goals last season, including 5-of-10 three-pointers, while slamming six dunks.

■ Scored a freshman year best 11 points on a perfect 5-of-5 shooting with five rebounds in his collegiate debut vs. Evansville. His three dunks in the game tied the Louisville record for most dunks in a freshman debut.

■ Has a 7-2 wingspan.

■ Traynor's father Jason Osborne played two years at UofL (1993-95) and was a McDonald's All-American at Louisville Male High School, where he was Kentucky's Mr. Basketball in 1993. JJ slept in his dad's practice jersey as a child.

■ Born May 3, 2002 ... Major is sport administration with a minor in business.

## 12 JJ Traynor

Games With ...	Season	Career
Double-Figure scoring.....	0	1
5 or more rebounds .....	0	3
4 or more assists .....	0	0
A blocked shot .....	0	5
A steal .....	0	2
A three-pointer .....	2	6
20+ points .....	0	0

## 12 JJ Traynor Season Highs

Points..... 5 at Notre Dame (2/9)  
 Reb. .... 1 vs. Southern (11/9), at Notre Dame (2/9)  
 Asst..... none  
 Blocks .... none  
 Steals ..... none  
 FGM ..... 2 at Notre Dame (2/9)  
 FGA ..... 3 at Notre Dame (2/9)  
 3FGM ..... 1 vs. Southeastern La. (12/14), at Notre Dame (2/9)  
 3FGA ..... 2 at Notre Dame (2/9)  
 FT ..... none  
 FTA ..... none

## 12 JJ Traynor Career Highs

Points..... 11 vs. Evansville (11/25/20)  
 Reb. .... 5 (three times) latest at Pittsburgh (12/22/20)  
 Asst..... 1 vs. Notre Dame (2/23/21)  
 Blocks..... 3 at Pittsburgh (12/22/20), at Wake Forest (1/13/21)  
 Steals ..... 1 at Wisconsin (12/19/20), vs. Duke (3/10/21)  
 FGM ..... 5 vs. Evansville (11/25/20)  
 FGA ..... 7 at Wisconsin (12/19/20)  
 3FGM ..... 2 at Wisconsin (12/19/20)  
 3FGA ..... 4 at Wisconsin (12/19/20)  
 FT ..... 3 at Clemson (1/27/21)  
 FTA ..... 4 (four times) latest at North Carolina (2/20/21)

## 12 JJ Traynor Game-by-Game

Opponent	Date	GS	Min	FG	FGA	3-Point			Rebounds				PF	FO	A	TO	Blk	Stl	Pts	Avg		
						Pct	FG	FGA	Pct	FT	FTA	Pct									Off	Def
SOUTHERN	11/09/21	2	0	1	.000	0	0	.000	0	0	.000	1	0	1	1.0	1	0	0	0	0	0.0	
FURMAN	11/12/21	6	0	0	.000	0	0	.000	0	0	.000	0	0	0	0.5	1	0	0	1	0	0.0	
SOUTHEASTERN LA	12/14/21	5	1	1	11.000	1	1	11.000	0	0	.000	0	0	0	0.3	1	0	0	0	0	3	1.0
at Notre Dame	02/09/22	8	2	3	.667	1	2	.500	0	0	.000	1	0	1	0.5	0	0	1	0	0	5	2.0

## 12 JJ Traynor Statistics

Year	GP	GS	Min	Avg	FG	FGA	Pct	3FG	3FGA	Pct	FT	FTA	Pct	OReb	DReb	Reb	Avg	PF	FO	Ast	TO	Blk	Stl	Pts	Avg
2020-21	20	0	260	13.0	27	55	.491	5	10	.500	19	29	.655	14	26	40	2.0	23	1	1	8	11	2	78	3.9
2021-22	4	0	21	5.3	3	5	.600	2	3	.667	0	0	.000	2	0	2	0.5	3	0	0	2	0	0	8	2.0
TOTAL	24	0	281	11.7	30	60	.500	7	13	.538	19	29	.655	16	26	42	1.8	26	1	1	10	11	2	86	3.6

# 13 Jarrod West

**G 5-11 185 Gr. - Tr. Clarksburg, W.Va. (Marshall University)**



■ Co-captain graduate transfer is fourth in the ACC in assists-turnovers ratio (2.39), 18th in steals (1.3) and 18th in assists (3.0).

■ Scored a season-high matching 14 points in two of the last six games. He had made 12 three-pointers on the season in his first 18 games before making 10-of-20 threes over the last six contests (.500). West has made 242-of 656 threes over his collegiate career (.369).

■ Needs two assists for 500 in his career (498 now; 424 at Marshall, 74 at Louisville). He has led the team in assists in 11 games.

■ Third in the nation in career steals among active players with 286, including 32 in his 24 games at Louisville. He has five games this season with three or more steals.

■ Scored his 1,300th career point against NC State on Jan. 12.

■ His five steals against Western Kentucky were the most by a Louisville player since Donovan Mitchell had five vs. Notre Dame on Jan. 4, 2017.

■ Averaged a Conference USA-leading 6.0 assists (12th in the nation) and 2.5 steals (11th in the nation) as a senior for Marshall in 2020-21, adding 12.5 points and 3.5 rebounds per game. He was selected to the 2021 All-Conference USA second team and C-USA All-Defensive Team. His 2.86 assists/turnover ratio also led C-USA.

■ In his four years at Marshall, West amassed a school-record 254 steals in his 126 career games, second-most in C-USA history. He has produced 1,352 points and 498 assists over the last four years at Marshall (2017-21) and Louisville this season.

### 13 Jarrod West

Games With ...	Season	Career
Double-Figure scoring.....	3	60
5 or more rebounds.....	4	26
4 or more assists.....	8	56
A blocked shot.....	0	7
A steal.....	15	119
A three-pointer.....	14	112
20+ points.....	0	8

*Above career figures include Marshall*

■ Had 57 career double-figure scoring games at Marshall and handed out five or more assists on 39 occasions.

■ Selected to the 2021 All-Conference USA second team and C-USA All-Defensive Team, his 2.86 assists/turnover ratio also led C-USA. He had three or more steals in nine games last season.

■ Recognized with the 2020 Conference USA Winter Sports Spirit of Service Award for Marshall, presented to student-athletes within C-USA who exemplify excellence within their sport, in the classroom and within community service endeavors.

■ Collected a school-record 80 steals as a sophomore in 2018-19. He produced career highs of 29 points against Middle Tennessee on Feb. 13, 11 assists at Western Kentucky on Jan. 25, 2020, and seven steals against Robert Morris on Dec. 20 (tied for the fourth-most steals in Marshall history).

■ As a junior in 2019-20, West was the only player in Conference USA to rank in the conference top 10 in scoring, assists and steals. He averaged 14.2 points (10th in C-USA), 4.1 assists (4th), 4.0 rebounds and 2.0 steals (1st) when he was honored on the All-Conference USA Third-Team, C-USA All-Defensive Team, and C-USA All-Academic Team.

■ His father Jarrod -- who played college basketball at West Virginia from 1994-98 -- has been the head coach at Notre Dame High School for the last 14 years.

■ Born March 29, 1999. Working on a Master's of Business Administration (MBA) with a minor in marketing.

### 13 Jarrod West Game-by-Game

Opponent	Date	G	S	Min	3-Point				Rebounds				PF	FO	A	TO	Blk	Stl	Pts	Avg				
					FG	FGA	Pct	FT	FTA	Pct	Off	Def									Tot	Avg		
SOUTHERN	11/09/21	*	31	2	7	.286	1	6	.167	1	2	.500	0	0	0	0.0	4	0	5	2	0	2	6	6.0
FURMAN	11/12/21	*	30	4	6	.667	1	2	.500	1	2	.500	2	3	5	2.5	2	0	2	0	0	0	10	8.0
NAVY	11/15/21	*	24	2	4	.500	1	3	.333	0	0	.000	0	1	1	2.0	1	0	3	0	0	4	5	7.0
DETROIT	11/20/21	*	32	1	3	.333	1	3	.333	4	6	.667	0	2	2	2.0	1	0	2	1	0	3	7	7.0
vs. Mississippi St.	11/25/21	*	27	1	6	.167	0	2	.000	1	1	1.000	1	2	3	2.2	2	0	3	4	0	1	3	6.2
vs. Maryland	11/27/21	*	31	4	10	.400	1	3	.333	0	0	.000	0	3	3	2.3	4	0	6	1	0	0	9	6.7
at Michigan St.	12/01/21	*	31	2	6	.333	2	5	.400	2	2	1.000	0	4	4	2.6	3	0	3	2	0	3	8	6.9
at NC State	12/04/21	*	29	1	3	.333	0	1	.000	3	4	.750	0	5	5	2.9	2	0	6	3	0	0	5	6.6
DEPAUL	12/10/21	*	31	2	10	.200	1	6	.167	0	0	.000	0	6	6	3.2	0	0	3	2	0	2	5	6.4
SOUTHEASTERN LA.	12/14/21	*	26	3	6	.500	1	3	.333	1	2	.500	0	1	1	3.0	1	0	5	3	0	2	8	6.6
at Western Ky.	12/18/21	*	32	3	6	.500	2	4	.500	0	0	.000	0	1	1	2.8	3	0	4	1	0	5	8	6.7
WAKE FOREST	12/29/21	*	30	1	4	.250	0	2	.000	6	6	1.000	0	1	1	2.7	1	0	3	1	0	1	8	6.8
at Georgia Tech	01/02/22	*	37	2	7	.286	0	3	.000	2	2	1.000	0	2	2	2.6	4	0	4	1	0	3	6	6.8
PITTSBURGH	01/05/22	*	32	1	4	.250	0	2	.000	3	4	.750	0	5	5	2.8	4	0	4	2	0	0	5	6.6
at Florida St.	01/08/22	*	13	1	3	.333	0	1	.000	0	0	.000	0	1	1	2.7	3	0	1	1	0	0	2	6.3
NC STATE	01/12/22	*	23	1	2	.500	0	1	.000	0	0	.000	0	0	0	2.5	3	0	2	0	0	1	2	6.1
at Pittsburgh	01/15/22	*	28	4	9	.444	1	6	.167	0	0	.000	0	1	1	2.4	2	0	1	0	0	1	9	6.2
BOSTON COLLEGE	01/19/22		20	1	4	.250	0	2	.000	0	0	.000	0	1	1	2.3	2	0	2	1	0	0	2	6.0
NOTRE DAME	01/22/22		25	5	9	.556	4	4	1.000	0	0	.000	1	1	2	2.3	1	0	1	1	0	1	14	6.4
at Virginia	01/24/22		27	5	10	.500	4	7	.571	0	0	.000	0	3	3	2.4	1	0	3	0	0	0	14	6.8
DUKE	01/29/22		20	1	2	.500	0	1	.000	0	0	.000	2	2	4	2.4	2	0	0	2	0	0	2	6.6
NORTH CAROLINA	02/01/22		32	1	5	.200	1	4	.250	2	2	1.000	0	3	3	2.5	1	0	3	2	0	1	5	6.5
at Syracuse	02/05/22		23	1	2	.500	1	2	.500	0	0	.000	0	4	4	2.5	0	0	5	1	0	2	3	6.3
at Notre Dame	02/09/22	*	32	1	5	.200	0	2	.000	0	0	.000	1	3	4	2.6	1	0	3	0	0	0	2	6.2

### 13 Jarrod West Statistics

Year	GP	GS	Min	Avg	FG	FGA	Pct	3FG	3FGA	Pct	FT	FTA	Pct	OReb	DReb	Reb	Avg	PF	FO	Ast	TO	Blk	Stl	Pts	Avg	
<i>at Marshall</i>																										
2017-18	36	35	1168	32.4	93	216	.430	63	153	.410	31	47	.660	13	81	94	2.6	75	2	106	52	2	57	280	7.8	
2018-19	37	36	1059	28.6	66	205	.322	46	138	.333	29	40	.725	13	85	98	2.6	76	0	61	43	0	80	207	5.6	
2019-20	32	32	1154	36.1	162	390	.415	69	187	.369	62	94	.660	21	106	127	4.0	59	1	131	73	5	65	455	14.2	
2020-21	21	21	715	34.0	97	212	.458	42	103	.408	26	39	.667	13	61	74	3.4	35	0	126	44	1	52	262	12.5	
<i>at Louisville</i>																										
2021-22	24	18	666	27.8	50	134	.373	22	75	.293	26	33	.788	7	55	62	2.6	48	0	74	31	0	32	148	6.2	
Total	150	142	4762	31.7	468	1157	.404	242	656	.369	174	253	.688	67	388	455	3.0	293	3	498	243	8	286	1352	9.0	

### 13 Jarrod West

#### Season/Career Highs at Louisville

Points..... 14 vs. Notre Dame (1/22), at Virginia (1/24)  
 Reb. .... 6 vs. DePaul (12/10)  
 Asst..... 6 vs. Maryland (11/27), at NC State (12/4)  
 Blocks.... none  
 Steals..... 5 at Western Kentucky (12/18)  
 FGM ..... 5 vs. Notre Dame (1/22), at Virginia (1/24)  
 FGA ..... 10 (three times) latest at Virginia (1/24)  
 3FGM ..... 4 vs. Notre Dame (1/22), at Virginia (1/24)  
 3FGA ..... 7 at Virginia (1/24)  
 FT..... 6 vs. Wake Forest (12/29)  
 FTA..... 6 vs. Detroit Mercy (11/20), vs. Wake Forest (12/29)



# 14 Dre Davis

**G/F 6-5 210 So. - 1L Indianapolis. (Lawrence Central HS)**



■ Scored 10 points at Notre Dame, his eighth game this season in double figures. He has averaged 7.5 points over the last six games since returning from an ankle sprain.

■ Missed the Cardinals' Jan. 19 game against Boston College after suffering a right ankle sprain in practice on Jan. 18. He returned to start the last six games.

■ Has scored nine or more points in five of his last 11 games, including 16 points against Duke, two shy of his season high.

■ Third for the Cardinals in free throw percentage (.769, 30-of-39).

■ Came off the bench for the first time this season at Georgia Tech and responded with 13 points, all in the second half. Davis had scored 14 points over the previous four games combined.

■ A starter at forward in the first 12 games, Davis was named to the Baha Mar Hoops Bahamas Championship All-Tournament team with his defensive efforts contributing to the honor.

■ Scored 11 points and grabbed seven rebounds at NC State, marking his fourth game in double figures in a five-game stretch.

■ Contributed a career-best four assists and was one shy of his career high with eight rebounds against DePaul.

■ Led the Cardinals with 18 points and nine rebounds against Detroit Mercy, one short of a

14 Dre Davis	
Games With ...	Season Career
Double-Figure scoring.....	8 16
5 or more rebounds.....	7 11
4 or more assists.....	1 1
A blocked shot.....	8 12
A steal.....	10 20
A three-pointer.....	9 17
20+ points.....	0 1

## 14 Dre Davis Game-by-Game

Opponent	Date	GS	Min	FG			3-Point			FT	FTA	Rebounds			Avg	PF	FO	A	TO	Blk	Stl	Pts	Avg	
				Pct	FG	FGA	Pct	FG	FGA			Pct	Off	Def										Tot
SOUTHERN	11/09/21	*	12	0	3	.000	0	1	.000	0	0	.000	0	0	0	0.0	2	0	0	1	2	1	0	0.0
FURMAN	11/12/21	*	19	2	7	.286	0	1	.000	3	4	.750	0	1	1	0.5	2	0	0	0	0	0	7	3.5
NAVY	11/15/21	*	18	2	6	.333	0	2	.000	0	0	.000	1	0	1	0.7	2	0	0	1	1	0	4	3.7
DETROIT	11/20/21	*	24	7	14	.500	1	6	.167	3	5	.600	4	5	9	2.8	4	0	1	2	0	2	18	7.3
vs. Mississippi St.	11/25/21	*	17	4	8	.500	2	5	.400	2	2	1.000	3	4	7	3.6	1	0	2	2	0	0	12	8.2
vs. Maryland	11/27/21	*	22	2	7	.286	0	3	.000	2	2	1.000	3	1	4	3.7	3	0	0	1	0	1	6	7.8
at Michigan St.	12/01/21	*	34	7	12	.583	1	11	.000	0	0	.000	2	2	4	3.7	3	0	1	3	0	0	15	8.9
at NC State	12/04/21	*	27	5	13	.385	1	3	.333	0	0	.000	5	2	7	4.1	3	0	3	2	1	1	11	9.1
DEPAUL	12/10/21	*	26	2	11	.182	0	3	.000	2	2	1.000	3	5	8	4.6	4	0	4	2	2	0	6	8.8
SOUTHEASTERN LA	12/14/21	*	19	1	3	.333	0	0	.000	4	4	1.000	3	3	6	4.7	1	0	1	1	0	0	6	8.5
at Western Ky.	12/18/21	*	8	1	2	.500	0	1	.000	0	0	.000	0	1	1	4.4	3	0	0	1	0	0	2	7.9
WAKE FOREST	12/29/21	*	15	0	3	.000	0	0	.000	0	0	.000	0	2	2	4.2	3	0	1	1	0	0	0	7.3
at Georgia Tech	01/02/22		23	5	6	.833	1	11	.000	2	2	1.000	1	0	1	3.9	0	0	1	0	1	0	13	7.7
PITTSBURGH	01/05/22		12	2	4	.500	0	1	.000	1	1	1.000	0	0	0	3.6	1	0	2	1	0	1	5	7.5
at Florida St.	01/08/22		10	1	2	.500	1	11	.000	0	0	.000	0	2	2	3.5	0	0	0	1	0	0	3	7.2
NC STATE	01/12/22		32	4	7	.571	0	0	.000	5	7	.714	1	4	5	3.6	4	0	2	3	0	1	13	7.6
at Pittsburgh	01/15/22		25	3	6	.500	0	1	.000	3	4	.750	0	3	3	3.6	2	0	0	1	0	0	9	7.6
BOSTON COLLEGE	01/19/22		DNP																					
NOTRE DAME	01/22/22	*	22	2	6	.333	0	1	.000	3	4	.750	0	0	0	3.4	0	0	1	0	1	3	7	7.6
at Virginia	01/24/22	*	15	2	5	.400	0	1	.000	0	0	.000	1	0	1	3.3	2	0	0	1	0	0	4	7.4
DUKE	01/29/22	*	23	7	13	.538	2	3	.667	0	0	.000	2	0	2	3.2	4	0	0	0	3	1	16	7.9
NORTH CAROLINA	02/01/22	*	14	1	3	.333	1	2	.500	0	2	.000	0	1	1	3.1	2	0	0	1	0	0	3	7.6
at Syracuse	02/05/22	*	20	2	5	.400	1	3	.333	0	0	.000	1	2	3	3.1	5	1	1	0	0	1	5	7.5
at Notre Dame	02/09/22	*	32	5	11	.455	0	5	.000	0	0	.000	3	2	5	3.2	1	0	1	5	2	1	10	7.6

## 14 Dre Davis Statistics

Year	GP	GS	Min	Avg	FG	FGA	Pct	3FG	3FGA	Pct	FT	FTA	Pct	OReb	DReb	Reb	Avg	PF	FO	Ast	TO	Blk	Stl	Pts	Avg
2020-21	20	17	578	28.9	51	128	.398	12	48	.250	36	48	.750	34	29	63	3.2	50	1	22	33	6	11	150	7.5
2021-22	23	18	469	20.4	67	157	.427	11	45	.244	30	39	.769	33	40	73	3.2	52	1	21	30	13	13	175	7.6
TOTAL	43	35	1047	24.3	118	285	.414	23	93	.247	66	87	.759	67	69	136	3.2	102	2	43	63	19	24	325	7.6

double-double.

■ Starting forward in 17 games last year averaged 7.4 points and 3.2 rebounds per game with 34 offensive rebounds (third on team).

■ Honored on the 2021 All-ACC Academic team.

■ Scored at least five points in 14 of 20 games for the season, reaching double figures on eight occasions. He had eight points and three rebounds against Virginia in his last regular season game.

■ Scored a season-best 21 points with two rebounds and two assists against Western Kentucky, and he earned ACC Freshman of the Week as a result for games Nov. 30-Dec. 6. He was the first true freshman to score 20+ points in a game since V.J. King scored 24 at Virginia on Feb. 6, 2017.

■ His father D'Andre Davis, Sr. is the second-year head coach at Warren Central HS in Indianapolis. He was an assistant coach at Lawrence Central when Dre was there (Dre is D'Andre Davis, Jr.).

■ Born Aug. 23, 2001 ... Major is sport

## 14 Dre Davis Season Highs

Points..... 18 vs. Detroit Mercy (11/20)  
 Reb. .... 9 vs. Detroit Mercy (11/20)  
 Asst..... 4 vs. DePaul (12/10)  
 Blocks.... 3 vs. Duke (1/29)  
 Steals..... 3 vs. Notre Dame (1/22)  
 FGM ..... 7 (three times) latest vs. Duke (1/29)  
 FGA ..... 14 vs. Detroit Mercy (11/20)  
 3FGM ..... 2 vs. Mississippi St. (11/25), vs. Duke (1/29)  
 3FGA ..... 6 vs. Detroit Mercy (11/20)  
 FT ..... 5 vs. NC State (1/12)  
 FTA ..... 7 vs. NC State (1/12)

## 14 Dre Davis Career Highs

Points..... 21 vs. Western Ky. (12/1/20)  
 Reb. .... 9 vs. Detroit Mercy (11/20/21)  
 Asst..... 4 vs. DePaul (12/10/21)  
 Blocks.... 3 vs. Evansville (11/25/20), vs. Duke (1/29/22)  
 Steals..... 3 vs. Notre Dame (1/22/22)  
 FGM ..... 7 (four times) latest vs. Duke (1/29/22)  
 FGA ..... 14 vs. Detroit Mercy (11/20/21)  
 3FGM ..... 2 (six times) latest vs. Duke (1/29/22)  
 3FGA ..... 6 vs. Notre Dame (2/23/21),  
 vs. Detroit Mercy (11/20/21)  
 FT ..... 7 at Miami (FL) (1/16/21)  
 FTA ..... 8 at Miami (FL) (1/16/21)

# 21 Sydney Curry

F 6-8 270 Jr. - JC Ft. Wayne, Ind. (John A. Logan College)



■ Has scored 67 points in his last eight games after combining for 33 points over his first 12 games this season (8 pts., 10 reb., 3 assists at Syracuse). He is averaging 8.4 points and 4.5 rebounds over his last eight games.

■ Leads the Cardinals in field goal percentage (.719; 46-of-64), and is the only player shooting above 50 percent from the field.

■ After missing UofL's game at Pitt with an ankle injury suffered in practice on Jan. 13, Curry returned to total seven rebounds and a team-high 13 points against Boston College in his second start of the season. He tweaked his ankle against Notre Dame and scored four points in 13 minutes and played limited minutes at Virginia.

■ Produced his first double-double for the Cardinals with 22 points and 10 rebounds in 24 minutes against NC State, all season-highs. A junior college transfer, he had scored 33 total points in 12 games entering the game.

■ Scored six points in six minutes off the bench vs. Wake Forest with two rebounds. Curry had not scored in the previous six games.

■ Has grabbed at least three rebounds in eight games.

■ Productive with his 12 minutes of action in an exhibition vs. Kentucky State, gathering five

21 Sydney Curry	
Games With ...	Season Career
Double-Figure scoring.....	3 3
5 or more rebounds.....	6 6
4 or more assists.....	0 0
A blocked shot.....	1 1
A steal.....	1 1
A three-pointer.....	0 0
20+ points.....	1 1

## 21 Sydney Curry Game-by-Game

Opponent	Date	GS	Min	FG			3-Point		FT	FTA	Rebounds				PF	FO	A	TO	Blk	Stl	Pts	Avg	
				Pct	FGA	FG	FGA	Pct			FG	FGA	Pct	Off									Def
SOUTHERN U.	11/09/21	*	14	2	21.000	0	0	.000	0	0	.000	0	4	4	4.0	3	0	1	1	0	4	4.0	
FURMAN	11/12/21		7	0	.000	0	0	.000	0	0	.000	0	0	0	2.0	2	0	0	1	0	0	2.0	
NAVY	11/15/21		DNP																				
DETROIT	11/20/21		7	2	21.000	0	0	.000	0	0	.000	1	2	3	2.3	0	0	0	0	0	4	2.7	
vs. Mississippi St.	11/25/21		8	2	.667	0	0	.000	1	2	.500	1	2	3	2.5	3	0	1	0	0	5	3.3	
vs. Maryland	11/27/21		2	0	.000	0	0	.000	0	0	.000	0	0	0	2.0	1	0	0	1	0	0	2.6	
at Michigan St.	12/01/21		DNP																				
at NC State	12/04/21		DNP																				
DEPAUL	12/10/21		3	0	.000	0	0	.000	0	0	.000	0	1	1	1.8	0	0	0	0	0	0	2.2	
SOUTHEASTERN LA	12/14/21		3	0	.000	0	0	.000	0	0	.000	0	0	0	1.6	0	0	0	0	0	0	1.9	
at Western Ky.	12/18/21		3	0	.000	0	0	.000	0	0	.000	1	1	2	1.6	0	0	0	0	0	0	1.6	
WAKE FOREST	12/29/21		6	2	.667	0	0	.000	2	4	.500	2	0	2	1.7	1	0	0	0	0	6	2.1	
at Georgia Tech	01/02/22		1	0	.000	0	0	.000	0	0	.000	0	0	0	1.5	0	0	0	0	0	0	1.9	
PITTSBURGH	01/05/22		18	3	31.000	0	0	.000	2	2	1.000	2	6	8	2.1	3	0	1	0	0	1	8	2.5
at Florida St.	01/08/22		14	3	.600	0	0	.000	0	1	.000	2	4	6	2.4	4	0	0	0	0	6	2.8	
NC STATE	01/12/22		25	10	.769	0	0	.000	2	4	.500	2	8	10	3.0	3	0	1	0	0	22	4.2	
at Pittsburgh	01/15/22		DNP																				
BOSTON COLLEGE	01/19/22	*	24	6	61.000	0	0	.000	1	3	.333	2	5	7	3.3	3	0	1	1	0	13	4.9	
NOTRE DAME	01/22/22	*	13	2	.500	0	0	.000	0	0	.000	0	1	1	3.1	1	0	0	0	0	4	4.8	
at Virginia	01/24/22	*	9	1	11.000	0	0	.000	0	0	.000	0	1	1	3.0	2	0	0	0	0	2	4.6	
DUKE	01/29/22	*	15	4	.667	0	0	.000	0	2	.000	1	0	1	2.9	3	0	2	0	0	8	4.8	
NORTH CAROLINA	02/01/22	*	17	5	.833	0	0	.000	0	1	.000	4	2	6	3.1	4	0	1	1	2	10	5.1	
at Syracuse	02/05/22	*	23	4	.500	0	0	.000	0	0	.000	5	5	10	3.4	1	0	3	2	0	8	5.3	
at Notre Dame	02/09/22	*	4	0	.000	0	0	.000	0	0	.000	0	0	0	3.3	1	0	1	2	0	0	5.0	

## 21 Sydney Curry Statistics

Year	GP	GS	Min	Avg	FG	FGA	Pct	3FG	3FGA	Pct	FT	FTA	Pct	OReb	DReb	Reb	Avg	PF	FO	Ast	TO	Blk	Stl	Pts	Avg	
<i>at John Logan College</i>																										
2019-20	31	20			173	234	.739	0	1	.000	73	166	.440	93	163	256	8.3	80	0	17	49	22	15	419	13.5	
2020-21	18	6			92	136	.676	0	1	.000	51	109	.468	72	78	150	8.3	44	1	36	41	15	15	235	13.1	
<i>at Louisville</i>																										
2021-22	20	8	216	10.8	46	64	.719	0	0	.000	8	19	.421	23	42	65	3.3	35	0	10	11	2	1	100	5.0	
Total	69	34			311	434	.717	0	2	.000	132	294	.449	188	283	471	6.8	159	1	63	101	39	31	754	10.9	

points, seven rebounds and two steals.

■ Honored as the 2020-21 Great Rivers Athletic Conference Player of the Year when he averaged 12.9 points, 8.2 rebounds and shot 69.4 percent from the field to lead John A. Logan College to an 18-5 record and league title.

■ Third-team 2021 NJCAA All-America selection in helping John A. Logan to the NJCAA Region 24 championship, a No. 12 ranking in the final NJCAA D1 Poll, and the school's first appearance in the national tournament in six years.

■ He had 14 double-figure scoring efforts in his 18 games as a sophomore and also grabbed seven or more rebounds on 14 occasions. He was ranked as the No. 8 junior college prospect in the nation by 247Sports.

■ As a freshman in 2020-21, Curry averaged 13.5 points, 8.3 rebounds and shot 73.9 percent from the field as John A. Logan posted a 28-5 record, a perfect 18-0 conference mark and was ranked eighth in the nation in the final 2019-20 NJCAA poll. He had 21 double-figure scoring efforts as a freshman and grabbed seven or more rebounds on 23 occasions.

■ Before his junior college stint, Curry averaged 18.6 points, 12.4 rebounds and 1.4 blocked shots per game as a senior at Northrop High School in Ft. Wayne as a first team all-state selection.

■ Born Nov. 18, 2000. Major is sport administration.

## 21 Sydney Curry

### Season/Career Highs at Louisville

Points.....	22 vs. NC State (1/12)
Reb.....	10 vs. NC State (1/12), at Syracuse (2/5)
Asst.....	3 at Syracuse (2/5)
Blocks.....	2 vs. North Carolina (2/1)
Steals.....	1 vs. Pittsburgh (1/5)
FGM.....	10 vs. NC State (1/12)
FGA.....	13 vs. NC State (1/12)
3FGM.....	none
3FGA.....	none
FT.....	2 (three times) latest vs. NC State (1/12)
FTA.....	4 vs. Wake Forest (12/29), vs. NC State (1/12)

## 23 Gabe Wiznitzer

**C 6-11 245 So. - 1L Walhalla, S.C. (Hargrave Military Academy)**

■ Played his first game since Dec. 14 when he played 10 minutes against North Carolina, contributing three rebounds and an assist in the game. He played four minutes at Syracuse.

■ Injured his right wrist in practice on Oct. 19 and was out for a period until he was cleared to return to game action on Nov. 25. He saw his first action of the season at Michigan State on Dec. 1 and scored a basket in nine minutes of action at NC State.

■ Saw action in 12 of the Cardinals' 20 games as a freshman.


■ Totaled season highs of four points and six rebounds against Georgia Tech on Feb. 1 while playing a season-high 16 minutes.

■ Had intended to redshirt the 2020-21 season, but the opportunity to play without losing a year of eligibility allowed him to play immediately.

■ Averaged 14.2 points and 10.1 rebounds a game, while shooting 42 percent from three-point range, as a junior on the postgraduate team for Hargrave Military Academy in Chatham, Va. Hargrave achieved a 37-4 record and reached the semifinals of the national prep championship.

■ Fourth product of Hargrave to play for the Cardinals, joining Montrezl Harrell (2012-15 at Louisville), Terry Rozier (2013-15) and Anton Gill (2013-15).

■ Born Oct. 9, 2001 ... Major is pre-business.



### 23 Gabe Wiznitzer

Games With ...	Season	Career
Double-Figure scoring.....	0	0
5 or more rebounds .....	0	1
4 or more assists .....	0	0
A blocked shot .....	1	2
A steal .....	0	0
A three-pointer .....	0	0
20+ points.....	0	0

### 23 Gabe Wiznitzer Season Highs

Points..... 2 at NC State (12/4)  
 Reb ..... 3 vs. North Carolina (2/1)  
 Asst..... 1 vs. North Carolina (2/1)  
 Blocks .... 1 vs. Southeastern La. (12/14)  
 Steals ..... none  
 FGM ..... 1 at NC State (12/4)  
 FGA ..... 1 at NC State (12/4)  
 3FGM ..... none  
 3FGA ..... none  
 FT ..... none  
 FTA ..... none

### 23 Gabe Wiznitzer Career Highs

Points..... 4 at Wisconsin (12/19/20), vs. Georgia Tech (2/1/21)  
 Reb ..... 6 vs. Georgia Tech (2/1/21)  
 Asst..... 1 (four times) latest vs. North Carolina (2/1/22)  
 Blocks .... 1 at North Carolina (2/20/21),  
 vs. Southeastern La. (12/14/21)  
 Steals ..... none  
 FGM ..... 2 vs. Georgia Tech (2/1/21)  
 FGA ..... 6 vs. Georgia Tech (2/1/21)  
 3FGM ..... none  
 3FGA ..... none  
 FT ..... 2 at Wisconsin (12/19/20),  
 at North Carolina (2/20/21)  
 FTA ..... 4 vs. Prairie View A&M (11/29/20)

### 23 Gabe Wiznitzer Game-by-Game

Opponent	Date	GS	Min	FG	FGA	Pct	3-Point			Rebounds					PF	FO	A	TO	Blk	Stl	Pts	Avg
							FG	FGA	Pct	FT	FTA	Pct	Off	Def								
at Michigan St.	12/01/21	4	0	0	.000	0	0	.000	0	0	.000	0	0	0	0.0	0	0	0	0	0	0	0.0
at NC State	12/04/21	9	1	11	.000	0	0	.000	0	0	.000	0	1	1	0.5	2	0	0	0	0	2	1.0
SOUTHEASTERN LA	12/14/21	4	0	0	.000	0	0	.000	0	0	.000	0	0	0	0.3	2	0	0	0	1	0	0.7
NORTH CAROLINA	02/01/22	10	0	0	.000	0	0	.000	0	0	.000	0	3	3	1.0	3	0	1	1	0	0	0.5
at Syracuse	02/05/22	4	0	0	.000	0	0	.000	0	0	.000	0	0	0	0.8	0	0	0	0	0	0	0.4

### 23 Gabe Wiznitzer Statistics

Year	GP	GS	Min	Avg	FG	FGA	Pct	3FG	3FGA	Pct	FT	FTA	Pct	OReb	DReb	Reb	Avg	PF	FO	Ast	TO	Blk	Stl	Pts	Avg
2020-21	12	0	68	5.7	4	11	.364	0	0	.000	5	11	.455	9	6	15	1.3	14	0	3	3	1	0	13	1.1
2021-22	5	0	31	6.2	1	1	1.000	0	0	.000	0	0	.000	0	4	4	0.8	7	0	1	1	1	0	2	0.4
TOTAL	17	0	99	5.8	5	12	.417	0	0	.000	5	11	.455	9	10	19	1.1	21	0	4	4	2	0	15	0.9



## 24 Jae'Lyn Withers

**F 6-8 225 R-So. - 1L Charlotte, N.C. (Cleveland (OH) Heights HS)**



■ Starting forward in 10 games who is second on the team in rebounding (4.5 rpg) and fourth in steals (15 total).

■ Has averaged 9.7 points and 4.4 rebounds over the last seven games while shooting 50 percent from the field (27-54), scoring in double figures in four of those seven (three straight; averaging 15.0 ppg in the last three). He averaged 4.2 points in the first 17 games of the season.

■ Tied his career scoring high of 20 points against Notre Dame, adding five rebounds and a career-high matching three steals.

■ Led UofL with 13 points at Syracuse, his first time leading the Cardinals in scoring this season. He scored 12 points against North Carolina and has scored nine or more in five of the last seven games.

■ Scored 10 points against Boston College on 4-of-6 shooting for his first double-digit scoring night since Nov. 25 against Mississippi State.

■ Grabbed a season-best 11 rebounds against Maryland, his fifth career game with double-digit rebounds

■ Was close to a double-double vs. Furman (14 points, 9 rebounds).

■ Second among freshman rebounders in the ACC for all games in 2020-21 (7.7 per game, seventh overall) and the leading freshman in conference only games (8.4, 3rd overall).

■ After redshirting in 2019-20, Withers averaged 10.1 points while shooting a team-best 55.2 percent from the field in '20-21.

■ Honored on the 2021 ACC All-Freshman team. He is the first Louisville freshman to be named to the conference All-Freshman team in the Cardinals' seven years in the ACC and he is the first

### 24 Jae'Lyn Withers

Games With ...	Season	Career
Double-Figure scoring.....	7	16
5 or more rebounds.....	11	28
4 or more assists.....	0	0
A blocked shot.....	6	12
A steal.....	10	21
A three-pointer.....	7	13
20+ points.....	1	2

### 24 Jae'Lyn Withers Game-by-Game

Opponent	Date	GS	Min	FG	FGA	Pct	3-Point			Rebounds			PF	FO	A	TO	Blk	Stl	Pts	Avg				
							FG	FGA	Pct	FT	FTA	Pct									Off	Def	Tot	
SOUTHERN	11/09/21	*	13	1	2	.500	1	2	.500	0	0	.000	2	6	8	8.0	4	0	3	1	1	3	3.0	
FURMAN	11/12/21	*	34	6	15	.400	2	7	.286	0	0	.000	0	9	9	8.5	3	0	1	1	1	14	8.5	
NAVY	11/15/21	*	26	4	4	1.000	1	1	1.000	2	2	1.000	1	2	3	6.7	1	0	0	2	0	3	11	9.3
DETROIT	11/20/21	*	21	1	4	.250	0	2	.000	0	0	.000	1	2	3	5.8	3	0	1	2	0	0	2	7.5
vs. Mississippi St.	11/25/21	*	21	4	6	.667	2	4	.500	1	2	.500	0	3	3	5.2	4	0	0	2	0	1	11	8.2
vs. Maryland	11/27/21	*	18	1	3	.333	0	2	.000	3	4	.750	4	7	11	6.2	1	0	0	3	2	1	5	7.7
at Michigan St.	12/01/21	*	19	3	6	.500	0	3	.000	1	3	.333	0	2	2	5.6	3	0	1	1	0	2	7	7.6
at NC State	12/04/21	*	17	1	6	.167	0	2	.000	1	1	1.000	2	3	5	5.5	2	0	0	1	0	0	3	7.0
DEPAUL	12/10/21		10	0	2	.000	0	1	.000	0	0	.000	0	3	3	5.2	2	0	1	3	1	0	0	6.2
SOUTHEASTERN LA	12/14/21		23	1	3	.333	0	0	.000	1	2	.500	1	5	6	5.3	0	0	3	3	0	0	3	5.9
at Western Ky.	12/18/21	*	20	0	4	.000	0	1	.000	1	2	.500	0	6	6	5.4	2	0	2	0	0	0	1	5.5
WAKE FOREST	12/29/21		18	2	5	.400	2	4	.500	0	0	.000	1	7	8	5.6	4	0	0	2	0	0	6	5.5
at Georgia Tech	01/02/22		10	0	2	.000	0	1	.000	1	2	.500	0	2	2	5.3	2	0	1	2	0	0	1	5.2
PITTSBURGH	01/05/22		5	0	1	.000	0	1	.000	0	0	.000	0	1	1	5.0	0	0	0	1	0	0	0	4.8
at Florida St.	01/08/22		13	1	3	.333	0	0	.000	2	2	1.000	1	3	4	4.9	2	0	0	0	0	0	4	4.7
NC STATE	01/12/22		3	0	0	.000	0	0	.000	0	0	.000	0	0	0	4.6	0	0	1	0	0	0	0	4.4
at Pittsburgh	01/15/22		11	0	3	.000	0	1	.000	0	0	.000	0	2	2	4.5	0	0	1	0	0	0	0	4.2
BOSTON COLLEGE	01/19/22		22	4	6	.667	0	1	.000	2	3	.667	1	4	5	4.5	1	0	1	3	0	1	10	4.5
NOTRE DAME	01/22/22		19	4	10	.400	0	3	.000	1	2	.500	4	5	9	4.7	0	0	1	1	0	1	9	4.7
at Virginia	01/24/22		7	1	2	.500	0	1	.000	0	0	.000	0	2	2	4.6	1	0	0	2	0	0	2	4.6
DUKE	01/29/22		15	0	1	.000	0	1	.000	2	2	1.000	0	3	3	4.5	2	0	1	0	0	0	2	4.5
NORTH CAROLINA	02/01/22		24	5	9	.556	2	4	.500	0	0	.000	1	1	2	4.4	5	1	0	2	2	0	12	4.8
at Syracuse	02/05/22		26	4	9	.444	0	3	.000	5	6	.833	4	1	5	4.4	2	0	2	2	1	1	13	5.2
at Notre Dame	02/09/22	*	30	9	17	.529	1	4	.250	1	2	.500	1	4	5	4.5	4	0	0	0	0	3	20	5.8

### 24 Jae'Lyn Withers Statistics

Year	GP	GS	Min	Avg	FG	FGA	Pct	3FG	3FGA	Pct	FT	FTA	Pct	OReb	DReb	Reb	Avg	PF	FO	Ast	TO	Blk	Stl	Pts	Avg
2020-21	20	20	513	25.7	78	142	.549	8	21	.381	36	53	.679	51	102	153	7.7	62	4	9	24	7	18	200	10.0
2021-22	24	10	425	17.7	52	123	.423	11	49	.224	24	35	.686	24	83	107	4.5	48	1	16	37	8	15	139	5.8
TOTAL	44	30	938	21.3	130	265	.491	19	70	.271	60	88	.682	75	185	260	5.9	110	5	25	61	15	33	339	7.7

Cardinal to receive a similar honor since Chane Behanan was named to the Big East All-Rookie team in 2012.

■ Produced his third double-double last year against Notre Dame on Feb. 23 with 12 points and a career-high 13 rebounds. All three double-doubles were in ACC games, also totaling 16 points and 12 rebounds against then No. 19/20 Virginia Tech on Jan. 6 and 18 points and 11 rebounds at Miami on Jan. 16.

■ Contributed at least seven points and five rebounds in 14 games, including nine double-figure scoring efforts.

■ Second among freshman rebounders in the ACC for all games in 2020-21 (7.7 per game, seventh overall) and the leading freshman in conference only games (8.4, 3rd overall).

■ His father, Curtis, was a three-time All-Conference USA forward at Charlotte (2002-06), where he is seventh in career scoring (1,750), third in career rebounding (1,042) and second in career double-doubles (46).

■ His cousin Jaire Alexander played football for three seasons at Louisville (2015-17) and is currently a cornerback for the Green Bay Packers, where he was a first-round draft pick in 2018.

■ Born Dec. 20, 2000 ... Major is exercise science.

### 24 Jae'Lyn Withers Season Highs

Points.....	20 at Notre Dame (2/9)
Reb. ....	11 vs. Maryland (11/27)
Asst.....	3 vs. Southeastern La. (12/14)
Blocks ....	2 vs. Maryland (11/27), vs. North Carolina (2/1)
Steals.....	3 vs. Navy (11/15), at Notre Dame (2/9)
FGM.....	9 at Notre Dame (2/9)
FGA.....	17 at Notre Dame (2/9)
3FGM.....	2 (four times) latest vs. North Carolina (2/1)
3FGA.....	7 vs. Furman (11/12)
FT.....	5 at Syracuse (2/5)
FTA.....	6 at Syracuse (2/5)

### 24 Jae'Lyn Withers Season/Career Highs

Points.....	20 vs. Prairie View A&M (11/29/20), at Notre Dame (2/9/22)
Reb. ....	13 vs. Notre Dame (2/23/21)
Asst.....	3 vs. Southeastern La. (12/14/21)
Blocks ....	2 (three times) latest vs. North Carolina (2/1/22)
Steals.....	3 (four times) latest at Notre Dame (2/9/22)
FGM.....	9 at Notre Dame (2/9/22)
FGA.....	17 at Notre Dame (2/9/22)
3FGM.....	2 (six times) latest vs. North Carolina (2/1/22)
3FGA.....	7 vs. Furman (11/12/21)
FT.....	5 vs. Seton Hall (11/27/20), at Syracuse (2/5/22)
FTA.....	6 vs. Seton Hall (11/27/20), at Syracuse (2/5/22)

### 33 Matt Cross

**F 6-7 230 So. - Tr. Beverly, Mass. (University of Miami/Fla.)**

■ Has scored in double figures in seven of the last 17 games (nine total this season). He has started nine games this season, including two of the last three.

■ Second (tied) on the team in blocked shots with 13 this season. He is 15th in blocked shots in ACC only games (0.8, 10 blocks in 12 ACC games).


■ Produced his first career double-double against North Carolina with 13 points and a career-best 15 rebounds. Cross knocked down 3-of-5 three-pointers, his sixth game this season with multiple threes. It was his ninth game in double figures, but went scoreless in his last two games.

■ Made his first start of the season against DePaul, contributing 11 points and six rebounds. He added 13 points and five rebounds vs. Southeastern Louisiana, also in the starting lineup.

■ Contributed 13 points and a season-high seven rebounds at NC State, including a three-pointer with 28 seconds remaining to break the tie game.

■ Scored eight points and grabbed five rebounds vs. Maryland, including burying a three-pointer that pulled UofL from a three-point deficit late in the game.

■ Scored 14 points, making all four of his three-point attempts, to lead four Cardinals in double



#### 33 Matt Cross

Games With ...	Season	Career
Double-Figure scoring.....	9	13
5 or more rebounds.....	9	12
4 or more assists.....	0	1
A blocked shot.....	10	15
A steal.....	12	20
A three-pointer.....	14	22
20+ points.....	0	0
<i>Above career figures include Miami</i>		

figures against Navy.

■ Totaled 15 points, five rebounds, two steals and a blocked shot against Southern to tie for 13th in scoring for a UofL debut. Cross suffered a dislocated ring finger on his right hand, but returned to play with the finger taped.

■ Sharp-shooting transfer who played his freshman collegiate season last year at the University of Miami (Florida).

■ In 14 games as a freshman with the Hurricanes including nine starts, Cross averaged 6.9 points, 3.5 rebounds and made 20-of-50 three-point goals (.400). Just the third freshman to start a season opener for Miami since 2004, Cross added 20 assists, 11 steals and seven blocked shots.

■ Matched a season high with 16 points against Louisville on Jan. 16, adding four rebounds and two assists while connecting on 4-of-6 three-point goals against the Cardinals.

■ Also scored 16 points against then-No. 24 Virginia Tech, making 4-of-6 threes against the Hokies with five rebounds and three assists.

■ His father Jim played basketball at Salem (Mass.) State and his brother Nick played basketball at Florida Gulf Coast.

■ Averaged 18.6 points, 10.0 rebounds and 3.0 assists per game as a senior in helping Brewster Academy in Wolfeboro, N.H. achieve a 37-3 record, a 2019-20 NEPSAC runner-up finish and a National Prep Championship title. Former UofL standout Donovan Mitchell was also a product of Brewster Academy.

■ Born Feb. 21, 2001. Major is sport administration.

#### 33 Matt Cross Season/Career Highs at UofL

- Points..... 15 vs. Southern (11/9)
- Reb. .... 15 vs. North Carolina (2/1)
- Asst..... 2 (three times) latest vs. Boston College (1/19)
- Blocks .... 2 (three times) latest vs. Notre Dame (1/22)
- Steals ..... 3 vs. North Carolina (2/1)
- FGM ..... 6 vs. Southern (11/9)
- FGA ..... 14 at Virginia (1/24)
- 3FGM ..... 4 vs. Navy (11/15)
- 3FGA ..... 8 at Florida St. (1/8)
- FT..... 4 at NC State (12/4)
- FTA..... 6 vs. Boston College (1/19)

#### 33 Matt Cross Game-by-Game

Opponent	Date	GS	Min	3-Point				Rebounds				Avg	PF	FO	A	TO	Blk	Stl	Pts	Avg			
				FG	FGA	Pct	FT	FTA	Pct	Off	Def										Tot		
SOUTHERN	11/09/21	25	6	10	.600	1	4	.250	2	3	.667	3	2	5	5.0	1	0	1	4	1	2	15	15.0
FURMAN	11/12/21	11	1	2	.500	0	0	.000	2	2	1.000	1	2	3	4.0	3	0	0	0	0	0	4	9.5
NAVY	11/15/21	15	4	4	1.000	4	4	1.000	2	3	.667	0	2	3	3.4	0	1	2	0	2	14	11.0	
DETROIT	11/20/21	12	1	3	.333	1	2	.500	0	0	.000	0	0	2	5.0	2	0	2	0	0	1	3	9.0
vs. Mississippi St.	11/25/21	16	0	3	.000	0	2	.000	0	0	.000	0	1	1	2.2	0	0	0	0	0	0	0	7.2
vs. Maryland	11/27/21	24	2	6	.333	1	3	.333	3	5	.600	3	2	5	2.7	2	0	1	0	1	1	8	7.3
at Michigan St.	12/01/21	19	1	7	.143	0	5	.000	0	0	.000	1	1	2	2.6	0	0	0	0	1	0	2	6.6
at NC State	12/04/21	25	3	7	.429	3	6	.500	4	4	1.000	3	4	7	3.1	1	0	0	1	2	0	13	7.4
DEPAUL	12/10/21	* 30	5	11	.455	1	5	.200	0	1	.000	4	2	6	3.4	1	0	1	1	0	0	11	7.8
SOUTHEASTERN LA	12/14/21	* 22	5	8	.625	1	3	.333	2	2	1.000	2	3	5	3.6	3	0	0	2	0	0	13	8.3
at Western Ky.	12/18/21	* 30	4	9	.444	2	7	.286	0	1	.000	1	2	3	3.5	4	0	0	3	0	1	10	8.5
WAKE FOREST	12/29/21	11	0	2	.000	0	1	.000	2	2	1.000	0	3	3	3.5	2	0	2	0	0	0	2	7.9
at Georgia Tech	01/02/22	* 25	4	7	.571	2	5	.400	3	3	1.000	2	7	9	3.9	2	0	2	3	2	1	13	8.3
PITTSBURGH	01/05/22	* 21	3	7	.429	1	4	.250	2	3	.667	1	1	2	3.7	4	0	0	1	1	1	9	8.4
at Florida St.	01/08/22	* 26	2	9	.222	2	8	.250	0	0	.000	0	4	4	3.7	2	0	1	0	1	0	6	8.2
NC STATE	01/12/22	* 15	1	2	.500	0	1	.000	0	0	.000	3	1	4	3.8	1	0	0	4	0	0	2	7.8
at Pittsburgh	01/15/22	9	0	1	.000	0	1	.000	0	0	.000	1	0	1	3.6	3	0	0	1	0	0	0	7.4
BOSTON COLLEGE	01/19/22	16	1	3	.333	0	1	.000	3	6	.500	0	5	5	3.7	2	0	2	2	1	0	5	7.2
NOTRE DAME	01/22/22	17	0	0	.000	0	0	.000	0	0	.000	2	2	3	6.2	0	0	1	2	0	0	0	6.8
at Virginia	01/24/22	30	5	14	.357	1	6	.167	0	1	.000	2	4	6	3.7	2	0	1	0	1	1	11	7.1
DUKE	01/29/22	18	1	4	.250	1	3	.333	0	0	.000	1	3	4	3.7	1	0	0	1	0	0	3	6.9
NORTH CAROLINA	02/01/22	* 39	5	11	.455	3	5	.600	0	0	.000	4	11	15	4.2	4	0	0	1	0	3	13	7.1
at Syracuse	02/05/22	* 20	0	3	.000	0	3	.000	0	0	.000	1	3	4	4.2	3	0	0	1	1	1	0	6.8
at Notre Dame	02/09/22	9	0	2	.000	0	2	.000	0	0	.000	0	2	2	4.1	0	0	0	0	0	1	0	6.5

#### 33 Matt Cross Statistics

Year	GP	GS	Min	Avg	FG	FGA	Pct	3FG	3FGA	Pct	FT	FTA	Pct	OReb	DReb	Reb	Avg	PF	FO	Ast	TO	Blk	Stl	Pts	Avg	
<i>at Miami (Fla.)</i>																										
2020-21	14	9	370	26.4	35	78	.449	20	50	.400	7	8	.875	15	34	49	3.5	22	0	20	21	7	11	97	6.9	
<i>at Louisville</i>																										
2021-22	24	9	485	20.2	54	135	.400	24	81	.296	25	36	.694	33	66	99	4.1	49	0	12	31	13	16	157	6.5	
Total	38	18	855	22.5	89	213	.418	44	131	.336	32	44	.727	48	100	148	3.9	71	0	32	52	20	27	254	6.7	

## 30 Ashton Myles-Devore

**G 6-1 165 So. - Wk. Versailles, Ky. (Woodford County HS)**

■ Saw his only action of the 2020-21 season in the closing minute against Western Kentucky.

■ Averaged 11.0 points, 4.3 rebounds and shot 41.7 percent from three-point range (45-of-108) as a senior as Woodford County posted a 17-16 record and were runner-up in the 30th District championship.

■ Had a team-high 21 points and four rebounds in the first-round district victory and received all-tournament team honors.

■ As a junior, Myles-Devore averaged 7.2 points and 2.4 rebounds while connecting on 36 percent of his three-point attempts (40-of-111) as Woodford County went 21-11 and reached the semifinals of the 11th Region tournament.

■ Myles-Devore's father Ellis Myles was the starting center on Louisville's 2004-05 NCAA Final Four team that achieved a 33-5 record. Ellis averaged 10.4 points and 9.2 rebounds as a senior that season for the Cardinals and ranks sixth in career rebound-



30 Ashton Myles-Devore	
Games With ...	Season Career
Double-Figure scoring.....	0 0
5 or more rebounds .....	0 0
4 or more assists .....	0 0
A blocked shot .....	0 0
A steal .....	0 0
A three-pointer .....	0 0
20+ points.....	0 0

30 Ashton Myles-Devore Game-by-Game		3-Point			Rebounds																			
Opponent	Date	GS	Min	FG	FGA	Pct	FG	FGA	Pct	FT	FTA	Pct	Off	Def	Tot	Avg	PF	FO	A	TO	Blk	Stl	Pts	Avg
none																								

### 30 Ashton Myles-Devore Statistics

Year	GP	GS	Min	Avg	FG	FGA	Pct	3FG	3FGA	Pct	FT	FTA	Pct	OReb	DReb	Reb	Avg	PF	FO	Ast	TO	Blk	Stl	Pts	Avg
2020-21	1	0	1	1.0	0	0	.000	0	0	.000	0	0	.000	0	0	0	0.0	0	0	0	1	0	0	0	0.0
2021-22	0	0	0	0.0	0	0	.000	0	0	.000	0	0	.000	0	0	0	0.0	0	0	0	0	0	0	0	0.0
TOTAL	1	0	1	1.0	0	0	.000	0	0	.000	0	0	.000	0	0	0	0.0	0	0	0	1	0	0	0	0.0

ing with 998 boards while also scoring 1,045 points.

■ Born March 5, 2001 ... Major is sport administration.

### 30 Ashton Myles-Devore Season/Career Highs

Points..... none  
 Reb. .... none  
 Asst..... none  
 Blocks.... none  
 Steals..... none  
 FGM ..... none  
 FGA ..... none  
 3FGM ..... none  
 3FGA ..... none  
 FT..... none  
 FTA..... none

## 45 Brad Colbert

**G 6-2 185 So. - Wk. Loveland, Ohio (Andrews Osborne Academy)**


■ Walk-on guard who played in closing minutes three of the Cardinals' 2020-21 early season games.

■ Averaged 12.1 points, 3.4 rebounds and 2.2 assists while shooting 40 percent from three-point range as a senior at the International Sports Academy at Andrews Osborne Academy in Willoughby, Ohio. He helped lead ISA to a 22-13 record in 2019-20.

■ Honored as a second-team All-Ohio, non-OHSAA selection as a senior.

■ As a junior in 2019, Colbert was a member of a Cincinnati Moeller squad that would repeat as state champions, becoming the first Division I team to go undefeated (29-0) in 24 years.

■ In Moeller's first game of its perfect season, Colbert scored 10 points in seven minutes on 3-of-4 shooting, including a pair of three-pointers, and grabbed two rebounds in an 85-42 victory



4 Brad Colbert	
Games With ...	Season Career
Double-Figure scoring.....	0 0
5 or more rebounds .....	0 0
4 or more assists .....	0 0
A blocked shot .....	0 0
A steal .....	0 0
A three-pointer .....	0 0
20+ points.....	0 0

4 Brad Colbert Game-by-Game		3-Point			Rebounds																			
Opponent	Date	GS	Min	FG	FGA	Pct	FG	FGA	Pct	FT	FTA	Pct	Off	Def	Tot	Avg	PF	FO	A	TO	Blk	Stl	Pts	Avg
at Syracuse	02/05/22	2	0	1	.000	0	1	.000	0	0	.000	0	1	1	1.0	0	0	0	1	0	0	0	0	0.0

### 4 Brad Colbert Statistics

Year	GP	GS	Min	Avg	FG	FGA	Pct	3FG	3FGA	Pct	FT	FTA	Pct	OReb	DReb	Reb	Avg	PF	FO	Ast	TO	Blk	Stl	Pts	Avg
2020-21	3	0	6	2.0	0	0	.000	0	0	.000	0	0	.000	0	0	0	0.0	0	0	0	0	0	0	0	0.0
2021-22	0	0	0	0.0	0	0	.000	0	0	.000	0	0	.000	0	0	0	0.0	0	0	0	0	0	0	0	0.0
TOTAL	3	0	6	2.0	0	0	.000	0	0	.000	0	0	.000	0	0	0	0.0	0	0	0	0	0	0	0	0.0

over Bryan Station at Hillsboro High School. That season, he averaged 3.6 minutes per game while scoring 30 total points over his final 21 appearances.

■ Plans to pursue a career in finance through the UofL College of Business.

■ His father John played baseball at Ohio University.

■ Born Aug. 4, 2001 ... Major is business.

### 4 Brad Colbert Season/Career Highs

Points..... none  
 Reb. .... none  
 Asst..... none  
 Blocks.... none  
 Steals..... none  
 FGM ..... none  
 FGA ..... none  
 3FGM ..... none  
 3FGA ..... none  
 FT..... none  
 FTA..... none





## 2021-22 Louisville Men's Basketball Combined Team Statistics All games

### Game Records

Record	Overall	Home	Away	Neutral
ALL GAMES	11-13	7-6	2-7	2-0
CONFERENCE	5-9	3-4	2-5	0-0
NON-CONFERENCE	6-4	4-2	0-2	2-0

### Score by Periods

Team	1st	2nd	OT	TOT
Louisville	811	818	14	1643
Opponents	813	830	29	1672

### Team Box Score

No.	Player				Total		3-Point		F-Throw		Rebounds											
		GP-GS	MIN	AVG	FG-FGA	FG%	3FG-3FGA	3FG%	FT-FTA	FT%	OFF	DEF	TOT	AVG	PF	DQ	A	TO	BLK	STL	PTS	AVG
5	WILLIAMS, Malik	21-19	514:29	24.5	75-159	.472	19-60	.317	31-47	.660	37	137	174	8.3	41	1	22	31	14	26	200	9.5
0	LOCKE, Noah	24-22	624:03	26.0	78-229	.341	53-152	.349	18-26	.692	11	46	57	2.4	27	0	19	26	0	11	227	9.5
3	ELLIS, El	24-4	467:17	19.5	73-181	.403	32-83	.386	31-46	.674	3	40	43	1.8	40	0	36	33	0	11	209	8.7
14	DAVIS, Dre	23-18	468:56	20.4	67-157	.427	11-45	.244	30-39	.769	33	40	73	3.2	52	1	21	30	13	13	175	7.6
33	CROSS, Matt	24-9	483:03	20.1	54-135	.400	24-81	.296	25-36	.694	33	66	99	4.1	49	0	12	31	13	16	157	6.5
13	WEST, Jarrod	24-18	664:40	27.7	50-134	.373	22-75	.293	26-33	.788	7	55	62	2.6	48	0	74	31	0	32	148	6.2
24	WITHERS, Jae'Lyn	24-10	423:40	17.7	52-123	.423	11-49	.224	24-35	.686	24	83	107	4.5	48	1	16	37	8	15	139	5.8
10	WILLIAMSON, Samuel	23-6	392:57	17.1	51-123	.415	2-12	.167	25-43	.581	23	68	91	4.0	27	0	21	27	3	9	129	5.6
11	FAULKNER, Mason	23-6	426:37	18.5	34-92	.370	20-54	.370	31-40	.775	5	32	37	1.6	34	0	68	25	1	8	119	5.2
21	CURRY, Sydney	20-8	214:15	10.7	46-64	.719	0-0	.000	8-19	.421	23	42	65	3.3	35	0	10	11	2	1	100	5.0
12	TRAYNOR, JJ	4-0	20:21	5.1	3-5	.600	2-3	.667	0-0	.000	2	0	2	0.5	3	0	0	2	0	0	8	2.0
4	WHEELER, Roosevelt	16-0	115:19	7.2	11-17	.647	0-0	.000	8-10	.800	10	22	32	2.0	17	0	1	2	4	4	30	1.9
23	WIZNITZER, Gabe	5-0	31:13	6.2	1-1	1.000	0-0	.000	0-0	.000	0	4	4	0.8	7	0	1	1	1	0	2	0.4
45	COLBERT, Brad	2-0	03:09	1.6	0-1	.000	0-1	.000	0-0	.000	0	1	1	0.5	0	0	0	1	0	0	0	0.0
Team												26	28	54				7				
<b>Total</b>		<b>24</b>	<b>4850</b>		<b>595-1421</b>	<b>.419</b>	<b>196-615</b>	<b>.319</b>	<b>257-374</b>	<b>.687</b>	<b>237</b>	<b>664</b>	<b>901</b>	<b>37.5</b>	<b>428</b>	<b>3</b>	<b>301</b>	<b>295</b>	<b>59</b>	<b>146</b>	<b>1643</b>	<b>68.5</b>
<b>Opponents</b>		<b>24</b>	<b>4850</b>		<b>593-1399</b>	<b>.424</b>	<b>182-538</b>	<b>.338</b>	<b>304-441</b>	<b>.689</b>	<b>220</b>	<b>648</b>	<b>868</b>	<b>36.2</b>	<b>371</b>	<b>8</b>	<b>311</b>	<b>271</b>	<b>82</b>	<b>155</b>	<b>1672</b>	<b>69.7</b>

### Team Statistics

	LOU	OPP
<b>Scoring</b>	<b>1643</b>	<b>1672</b>
Points per game	68.5	69.7
Scoring margin	-1.2	-
<b>Field goals-att</b>	<b>595-1421</b>	<b>593-1399</b>
Field goal pct	.419	.424
<b>3 point fg-att</b>	<b>196-615</b>	<b>182-538</b>
3-point FG pct	.319	.338
3-pt FG made per game	8.2	7.6
<b>Free throws-att</b>	<b>257-374</b>	<b>304-441</b>
Free throw pct	.687	.689
F-Throws made per game	10.7	12.7
<b>Rebounds</b>	<b>901</b>	<b>868</b>
Rebounds per game	37.5	36.2
Rebounding margin	+1.4	-
<b>Assists</b>	<b>301</b>	<b>311</b>
Assists per game	12.5	13.0
<b>Turnovers</b>	<b>295</b>	<b>271</b>
Turnovers per game	12.3	11.3
Turnover margin	-1.0	-
Assist/turnover ratio	1.0	1.1
<b>Steals</b>	<b>146</b>	<b>155</b>
Steals per game	6.1	6.5
<b>Blocks</b>	<b>59</b>	<b>82</b>
Blocks per game	2.5	3.4
<b>Winning streak</b>	<b>0</b>	<b>-</b>
Home win streak	0	-
<b>Attendance</b>	<b>173475</b>	<b>102324</b>
Home games-Avg/Game	13-13344	9-11369
Neutral site-Avg/Game	-	2-1212

### Team Results

Date	Opponent		Score	Att.
11/09/2021	Southern U.	W	72-60	12643
11/12/2021	Furman	Lot	72-80	12431
11/15/2021	Navy	W	77-60	12223
11/20/2021	Detroit Mercy	W	73-67	12561
11/25/2021	vs Mississippi St.	W	72-58	1249
11/27/2021	vs Maryland	W	63-55	1175
12/01/2021	at Michigan St.	L	64-73	14797
12/04/2021	at NC State	W	73-68	13029
12/10/2021	DePaul	L	55-62	13127
12/14/2021	Southeastern La.	W	86-60	12247
12/18/2021	at Western Ky.	L	72-82	7053
12/29/2021	Wake Forest	W	73-69	14120
01/02/2022	at Georgia Tech	W	67-64	4853
01/05/2022	Pittsburgh	W	75-72	11973
01/08/2022	at Florida St.	L	70-79	9527
01/12/2022	NC State	L	63-79	11973
01/15/2022	at Pittsburgh	L	53-65	8431
01/19/2022	Boston College	W	67-54	12123
01/22/2022	Notre Dame	L	70-82	16175
01/24/2022	at Virginia	L	52-64	13076
01/29/2022	Duke	L	65-74	18493
02/01/2022	North Carolina	Lot	83-90	13386
02/05/2022	at Syracuse	L	69-92	23298
02/09/2022	at Notre Dame	L	57-63	8260



## 2021-22 Louisville Men's Basketball Combined Team Statistics In Conference games

### Game Records

Record	Overall	Home	Away	Neutral
ALL GAMES	5-9	3-4	2-5	0-0
CONFERENCE	5-9	3-4	2-5	0-0
NON-CONFERENCE	0-0	0-0	0-0	0-0

### Score by Periods

Team	1st	2nd	OT	TOT
Louisville	443	485	9	937
Opponents	488	511	16	1015

### Team Box Score

No.	Player				Total		3-Point		F-Throw		Rebounds											
		GP-GS	MIN	AVG	FG-FGA	FG%	3FG-3FGA	3FG%	FT-FTA	FT%	OFF	DEF	TOT	AVG	PF	DQ	A	TO	BLK	STL	PTS	AVG
3	ELLIS, El	14-4	300:42	21.5	47-119	.395	22-56	.393	20-31	.645	1	28	29	2.1	21	0	20	17	0	6	136	9.7
0	LOCKE, Noah	14-12	364:15	26.0	40-115	.348	32-80	.400	11-17	.647	7	24	31	2.2	15	0	10	11	0	8	123	8.8
5	WILLIAMS, Malik	12-11	278:07	23.2	39-87	.448	14-36	.389	13-21	.619	17	72	89	7.4	25	1	11	13	7	9	105	8.8
14	DAVIS, Dre	13-8	270:37	20.8	39-84	.464	7-22	.318	14-20	.700	14	18	32	2.5	27	1	12	16	8	9	99	7.6
21	CURRY, Sydney	12-7	169:10	14.1	40-55	.727	0-0	.000	7-17	.412	20	32	52	4.3	26	0	8	8	2	1	87	7.3
24	WITHERS, Jae'Lyn	14-2	219:36	15.7	31-74	.419	5-26	.192	15-20	.750	15	38	53	3.8	25	1	7	17	3	6	82	5.9
13	WEST, Jarrod	14-8	371:10	26.5	26-70	.371	11-38	.289	16-18	.889	4	32	36	2.6	27	0	38	15	0	10	79	5.6
33	CROSS, Matt	14-6	278:43	19.9	25-72	.347	13-46	.283	14-19	.737	18	49	67	4.8	29	0	6	19	10	9	77	5.5
11	FAULKNER, Mason	13-6	279:26	21.5	20-60	.333	11-33	.333	18-23	.783	3	21	24	1.8	18	0	45	15	1	4	69	5.3
10	WILLIAMSON, Samuella	13-6	214:31	16.5	24-57	.421	1-8	.125	19-30	.633	11	31	42	3.2	9	0	15	11	1	4	68	5.2
12	TRAYNOR, JJ	1-0	08:29	8.5	2-3	.667	1-2	.500	0-0	.000	1	0	1	1.0	0	0	0	1	0	0	5	5.0
23	WIZNITZER, Gabe	3-0	23:16	7.8	1-1	1.000	0-0	.000	0-0	.000	0	4	4	1.3	5	0	1	1	0	0	2	0.7
4	WHEELER, Roosevelt	8-0	44:36	5.6	2-4	.500	0-0	.000	1-2	.500	3	12	15	1.9	7	0	0	0	1	0	5	0.6
45	COLBERT, Brad	1-0	02:21	2.4	0-1	.000	0-1	.000	0-0	.000	0	1	1	1.0	0	0	0	1	0	0	0	0.0
Team											11	9	20				6					
<b>Total</b>		<b>14</b>	<b>2825</b>		<b>336-802</b>	<b>.419</b>	<b>117-348</b>	<b>.336</b>	<b>148-218</b>	<b>.679</b>	<b>125</b>	<b>371</b>	<b>496</b>	<b>35.4</b>	<b>234</b>	<b>3</b>	<b>173</b>	<b>151</b>	<b>33</b>	<b>66</b>	<b>937</b>	<b>66.9</b>
<b>Opponents</b>		<b>14</b>	<b>2825</b>		<b>369-818</b>	<b>.451</b>	<b>114-314</b>	<b>.363</b>	<b>163-241</b>	<b>.676</b>	<b>125</b>	<b>375</b>	<b>500</b>	<b>35.7</b>	<b>206</b>	<b>5</b>	<b>198</b>	<b>126</b>	<b>44</b>	<b>81</b>	<b>1015</b>	<b>72.5</b>

### Team Statistics

	LOU	OPP
<b>Scoring</b>	<b>937</b>	<b>1015</b>
Points per game	66.9	72.5
Scoring margin	-5.6	-
<b>Field goals-att</b>	<b>336-802</b>	<b>369-818</b>
Field goal pct	.419	.451
<b>3 point fg-att</b>	<b>117-348</b>	<b>114-314</b>
3-point FG pct	.336	.363
3-pt FG made per game	8.4	8.1
<b>Free throws-att</b>	<b>148-218</b>	<b>163-241</b>
Free throw pct	.679	.676
F-Throws made per game	10.6	11.6
<b>Rebounds</b>	<b>496</b>	<b>500</b>
Rebounds per game	35.4	35.7
Rebounding margin	-0.3	-
<b>Assists</b>	<b>173</b>	<b>198</b>
Assists per game	12.4	14.1
<b>Turnovers</b>	<b>151</b>	<b>126</b>
Turnovers per game	10.8	9.0
Turnover margin	-1.8	-
Assist/turnover ratio	1.1	1.6
<b>Steals</b>	<b>66</b>	<b>81</b>
Steals per game	4.7	5.8
<b>Blocks</b>	<b>33</b>	<b>44</b>
Blocks per game	2.4	3.1
<b>Winning streak</b>	<b>0</b>	<b>-</b>
Home win streak	0	-
<b>Attendance</b>	<b>98243</b>	<b>80474</b>
Home games-Avg/Game	7-14035	7-11496
Neutral site-Avg/Game	-	0-0

### Team Results

Date	Opponent		Score	Att.
12/04/2021	at NC State	W	73-68	13029
12/29/2021	Wake Forest	W	73-69	14120
01/02/2022	at Georgia Tech	W	67-64	4853
01/05/2022	Pittsburgh	W	75-72	11973
01/08/2022	at Florida St.	L	70-79	9527
01/12/2022	NC State	L	63-79	11973
01/15/2022	at Pittsburgh	L	53-65	8431
01/19/2022	Boston College	W	67-54	12123
01/22/2022	Notre Dame	L	70-82	16175
01/24/2022	at Virginia	L	52-64	13076
01/29/2022	Duke	L	65-74	18493
02/01/2022	North Carolina	Lot	83-90	13386
02/05/2022	at Syracuse	L	69-92	23298
02/09/2022	at Notre Dame	L	57-63	8260

# 2021-22 Louisville Men's Basketball Game-by-Game Results/Individual Highs

## Game-by-Game Results/Individual Highs

Opponent	Date	Score	Margin	Points	Rebounds	Assists	Steals	Blocked shots
SOUTHERN	11/9/21	72-60	+12	16 Noah Locke	14 Samuel Williamson	5 Jarrod West	2 Jarrod West, 2 Matt Cross	2 Dre Davis
FURMAN	11/12/21	72-80/OT	-8	20 Noah Locke	10 Malik Williams	7 Mason Faulkner	2 Malik Williams, 2 Mason Faulkner	2 Malik Williams
NAVY	11/15/21	77-60	+17	14 Matt Cross	5 Malik Williams	5 Malik Williams 5 Mason Faulkner	4 Jarrod West	2 Malik Williams
DETROIT MERCY +	11/20/21	73-67	+6	18 Dre Davis	9 Dre Davis 9 Malik Williams	3 Malik Williams	3 Jarrod West	none
Mississippi State >	11/25/21	72-58	+14	15 Samuel Williamson	10 Malik Williams	3 Jarrod West	1 West, Withers, Ellis, Faulkner, Wheeler	none
Maryland > at Michigan State ^	11/27/21 12/1/21	63-55 64-73	+8 -9	13 Malik Williams 22 El Ellis	12 Malik Williams 8 Malik Williams	6 Jarrod West 3 Jarrod West, Noah Locke	4 Malik Williams 3 Jarrod West	2 Jae'Lyn Withers 1 Williams, Ellis, Wheeler, Cross 2 Matt Cross
at NC State *	12/4/21	73-68	+5	14 Malik Williams	11 Malik Williams	5 Jarrod West	1 Williams, Davis, Locke, Faulkner	2 Matt Cross
DEPAUL	12/10/21	55-62	-7	22 Malik Williams	8 Malik Williams, Dre Davis	4 Dre Davis	3 Malik Williams	2 Dre Davis
SE LOUISIANA	12/14/21	86-60	+26	15 Malik Williams	10 Malik Williams	5 Jarrod West	2 Williams, West, Williamson	1 Gabe Wiznitzer
at Western Kentucky at Kentucky	12/18/21 12/22/21	72-82 postponed	-10	20 Noah Locke	6 Jae'Lyn Withers	4 Jarrod West	5 Jarrod West	1 Wheeler
WAKE FOREST *	12/29/21	73-69	+4	17 Noah Locke	8 Samuel Williamson, Jae'Lyn Withers	5 Mason Faulkner	1 Jarrod West, Noah Locke	3 Malik Williams
at Georgia Tech *	1/2/22	67-64	+3	20 Malik Williams	11 Malik Williams	4 Jarrod West, Samuel Williamson	3 Jarrod West	2 Matt Cross
PITTSBURGH *	1/5/22	75-72	+3	18 El Ellis	8 Sydney Curry	4 Jarrod West, Mason Faulkner	1 by five players	1 Matt Cross, Sam Williamson
at Florida State *	1/8/22	70-79	-9	14 El Ellis	7 Malik Williams, Samuel Williamson	2 Mason Faulkner, Sam Williamson, Noah Locke	1 Mason Faulkner, Matt Cross, El Ellis	none
NC STATE *	1/12/22	63-79	-16	22 Sydney Curry	10 Sydney Curry	4 Mason Faulkner	2 Noah Locke	none
at Pittsburgh *	1/15/22	53-65	-12	12 Malik Williams	13 Malik Williams	2 Ellis, Williams, Williamson	1 Ellis, Williams, West, Williamson	1 R. Wheeler
BOSTON COLLEGE *	1/19/22	67-54	+13	13 Sydney Curry	8 Malik Williams	7 Sydney Curry	2 Noah Locke, Samuel Williamson	1 Malik Williams, Matt Cross
NOTRE DAME * at Virginia *	1/22/22 1/24/22	70-82 52-64	-12 -12	14 Jarrod West 14 Jarrod West	9 Jae'Lyn Withers 6 Malik Williams, Matt Cross	5 Mason Faulkner 3 Jarrod West	3 Dre Davis 1 Williams, Locke, Faulkner, Cross	2 Matt Cross 1 Malik Williams, Matt Cross
DUKE *	1/29/22	65-74	-9	18 El Ellis	12 Malik Williams	4 Mason Faulkner	1 Malik Williams, Dre Davis	3 Dre Davis
NORTH CAROLINA * at Syracuse*	2/1/22 2/5/22	83-90/OT 69-92	-7 -23	25 El Ellis 13 Jae'Lyn Withers	15 Matt Cross 10 Sydney Curry	4 Mason Faulkner 5 Jarrod West	3 Matt Cross 2 Jarrod West	2 Sydney Curry, Jae'Lyn Withers 1 Cross, Withers, Faulkner
at Notre Dame * MIAMI *	2/9/22 2/16/22	57-63 7:00 p.m.	-6	20 Jae'Lyn Withers	6 Roosevelt Wheeler	3 Jarrod West	3 Jae'Lyn Withers	2 Dre Davis
CLEMSON *	2/19/22	3:00 p.m.						
at North Carolina *	2/21/22	7:00 p.m.						
at Wake Forest *	2/26/22	7:00 p.m.						
at Virginia Tech *	3/1/22	9:00 p.m.						
VIRGINIA *	3/5/22	Noon or 2 p.m.						
ACC Tournament +	3/8-12/22	TBA						

\* ACC game

+ Baha Mar Hoops Bahamas Championship, Louisville, Ky.

> Baha Mar Hoops Bahamas Championship, Nassau, Bahamas

^ Big Ten/ACC Challenge, East Lansing, Mich.

+ ACC Tournament, Brooklyn, N.Y.



## 2021-22 Louisville Men's Basketball Game-by-Game Team Statistics

Teams	FG-FGA	Pct	3Pt-Att	Pct	FT-FTA	Pct	O	D	Reb	PF-D	Asst	TO	Blk	Stl	1H	2H	OT	TOT
Southern	21-68	.309	8-24	.333	10-17	.588	15	25	40	19-1	9	14	3	10	31	29		60
LOUISVILLE	27-65	.415	7-28	.250	11-19	.579	18	36	54	20-0	12	19	5	9	33	39		72
Furman	24-61	.393	12-28	.429	20-26	.769	5	38	43	18-0	16	12	2	4	35	32	13	80
LOUISVILLE	25-69	.362	7-29	.241	15-19	.789	7	34	41	19-0	14	7	3	5	39	28	5	72
Navy	24-56	.429	3-21	.143	9-13	.692	12	20	32	16-0	9	19	1	6	33	27		60
LOUISVILLE	28-50	.560	10-24	.417	11-16	.688	4	23	27	18-0	18	16	4	14	45	32		77
Detroit Mercy	24-59	.407	9-25	.360	10-16	.625	11	22	33	17-1	9	13	2	10	35	32		67
LOUISVILLE	27-55	.491	8-21	.381	11-17	.647	10	27	37	17-0	12	15	0	9	42	31		73
Mississippi State	20-60	.333	1-15	.067	17-23	.739	10	28	38	19-0	7	11	6	9	25	33		58
LOUISVILLE	26-63	.413	7-22	.318	13-22	.591	15	32	47	21-0	10	15	0	5	41	31		72
Maryland	20-52	.385	4-14	.286	11-17	.647	2	23	25	20-0	10	13	5	6	27	28		55
LOUISVILLE	21-60	.350	6-27	.222	15-19	.789	17	34	51	22-0	11	17	5	9	32	31		63
Michigan State	23-49	.469	10-18	.556	17-23	.739	8	29	37	15-0	20	19	5	10	36	37		73
LOUISVILLE	25-61	.410	7-27	.259	7-11	.636	10	21	31	21-0	10	16	3	9	28	26		64
NC State	24-60	.400	8-28	.286	12-18	.667	7	23	30	16-1	10	6	3	6	29	39		68
LOUISVILLE	25-60	.417	11-28	.393	12-15	.800	14	32	46	16-0	15	13	3	4	43	30		73
DePaul	24-66	.364	6-28	.214	8-15	.533	14	36	50	11-0	8	14	8	7	26	36		62
LOUISVILLE	23-74	.311	7-33	.212	2-3	.667	16	33	49	14-0	12	15	4	6	29	26		55
Southeastern Louisiana	20-62	.323	6-33	.182	14-19	.737	13	20	33	20-1	9	16	2	5	31	29		60
LOUISVILLE	30-58	.517	7-20	.350	19-23	.826	9	31	40	21-0	12	14	1	8	42	44		86
Western Kentucky	24-48	.500	9-18	.500	25-31	.806	5	32	37	10-0	16	14	4	7	46	36		82
LOUISVILLE	27-64	.422	13-36	.361	5-7	.714	6	22	28	21-0	17	10	1	6	37	35		72
Wake Forest	24-63	.381	7-27	.259	14-18	.778	10	26	36	24-0	12	7	3	2	31	38		69
LOUISVILLE	19-48	.396	10-22	.455	25-34	.735	8	32	40	18-0	12	11	3	2	26	47		73
Georgia Tech	23-56	.411	9-24	.375	9-12	.750	6	19	25	19-1	11	9	3	8	28	36		64
LOUISVILLE	24-50	.480	5-19	.263	14-22	.636	8	26	34	12-0	15	13	4	5	31	36		67
Pittsburgh	23-52	.442	7-21	.333	19-27	.704	10	24	34	23-2	8	11	3	4	32	40		72
LOUISVILLE	24-50	.480	7-21	.333	20-30	.667	8	26	34	23-1	14	12	2	5	35	40		75
Florida State	27-59	.458	8-23	.348	17-28	.607	10	28	38	18-0	14	6	3	5	50	29		79
LOUISVILLE	24-59	.407	8-27	.296	14-20	.700	10	28	38	22-0	11	10	0	3	40	30		70
NC State	32-57	.561	12-25	.480	3-6	.500	5	23	28	19-0	15	8	5	7	35	44		79
LOUISVILLE	23-50	.460	6-14	.429	11-18	.611	9	23	32	15-0	15	14	0	5	27	36		63
Pittsburgh	24-55	.436	4-18	.222	13-19	.684	7	34	41	11-0	12	11	7	5	28	37		65
LOUISVILLE	19-57	.333	7-28	.250	8-11	.727	4	28	32	18-0	9	9	4	1	24	29		53
Boston College	19-65	.292	4-20	.200	12-22	.545	15	28	43	17-1	11	10	3	7	28	26		54
LOUISVILLE	24-52	.462	6-18	.333	13-22	.591	4	28	42	18-0	15	11	2	5	30	37		67
Notre Dame	31-49	.633	15-23	.652	5-7	.714	1	24	25	12-0	17	11	1	3	38	44		82
LOUISVILLE	28-59	.475	10-21	.476	4-6	.667	8	19	27	10-0	9	7	3	9	45	25		70
Virginia	24-51	.471	5-16	.313	11-14	.786	9	28	37	8-0	20	8	4	5	35	29		64
LOUISVILLE	21-56	.375	9-28	.321	1-3	.333	8	18	26	14-0	10	7	2	4	23	29		52
Duke	30-67	.448	6-20	.441	8-18	.444	20	27	47	13-0	16	7	3	5	40	34		74
LOUISVILLE	25-59	.424	8-22	.364	7-13	.538	10	24	34	18-0	8	9	4	2	35	30		65
North Carolina	31-71	.437	12-26	.462	16-20	.800	11	33	44	14-0	18	10	5	7	36	38	16	90
LOUISVILLE	28-70	.400	15-35	.429	12-15	.800	11	30	41	22-1	14	12	4	5	35	39	9	83
Syracuse	32-58	.552	12-23	.522	16-19	.842	7	28	35	7-0	21	13	3	9	43	49		92
LOUISVILLE	27-67	.403	10-35	.286	5-6	.833	12	21	33	15-1	19	14	3	7	26	43		69
Notre Dame	25-55	.455	5-20	.250	8-13	.615	8	30	38	7-0	13	9	0	6	35	28		63
LOUISVILLE	25-65	.385	5-30	.167	2-3	.667	11	26	37	15-0	7	9	2	6	23	34		57

# 2021-22 Louisville Men's Basketball Points-Rebounds-Assists

Opponent	Date	Score	Points-Rebounds-Assists											
			0 LOCKE,NOAH	3 ELLIS,EL	4 WHEELER,RO	5 WILLIAMS,M	10 WILLIAMSON	11 FAULKNER,M	12 TRAYNOR,JJ	13 WEST,JARRO	14 DAVIS,DRE	21 CURRY,SYDN	23 WIZNITZER,	
Southern U.	11/09/2021	72-60	W	16-4-0	6-1-3	DNP	6-13-0	14-14-1	2-0-1	0-1-0	6-0-5	0-0-0	4-4-1	DNP
Furman	11/12/2021	72-80	Lot	20-3-0	6-3-2	DNP	3-10-2	2-0-0	6-5-7	0-0-0	10-5-2	7-1-0	0-0-0	DNP
Navy	11/15/2021	77-60	W	12-2-0	0-1-3	3-3-0	7-5-5	13-4-1	8-1-5	DNP	5-1-3	4-1-0	DNP	DNP
Detroit Mercy	11/20/2021	73-67	W	16-1-0	8-1-1	0-0-0	11-9-3	4-8-1	0-0-1	DNP	7-2-2	18-9-1	4-3-0	DNP
vs Mississippi St.	11/25/2021	72-58	W	2-3-1	5-1-2	4-3-0	8-10-0	15-6-0	7-3-1	DNP	3-3-3	12-7-2	5-3-1	DNP
vs Maryland	11/27/2021	63-55	W	12-2-1	2-1-1	4-1-0	13-12-1	4-5-1	0-0-0	DNP	9-3-6	6-4-0	0-0-0	DNP
at Michigan St.	12/01/2021	64-73	L	0-3-3	22-1-0	0-1-0	10-8-0	0-2-1	0-0-1	DNP	8-4-3	15-4-1	DNP	0-0-0
at NC State	12/04/2021	73-68	W	12-2-1	11-2-1	0-0-0	14-12-2	0-2-0	2-1-2	DNP	5-5-6	11-7-3	DNP	2-1-0
DePaul	12/10/2021	55-62	L	6-2-1	2-2-1	0-5-0	22-8-0	0-3-0	3-1-1	DNP	5-6-3	6-8-4	0-1-0	DNP
Southeastern La.	12/14/2021	86-60	W	0-2-0	13-2-0	6-1-0	15-10-0	7-3-0	12-3-3	3-0-0	8-1-5	6-6-1	0-0-0	0-0-0
at Western Ky.	12/18/2021	72-82	L	20-4-3	9-1-3	8-3-1	DNP	2-4-1	12-0-3	DNP	8-1-4	2-1-0	0-2-0	DNP
Wake Forest	12/29/2021	73-69	W	17-3-1	0-0-1	0-3-0	11-6-1	12-8-0	11-4-5	DNP	8-1-3	0-2-1	6-2-0	DNP
at Georgia Tech	01/02/2022	67-64	W	10-2-0	1-2-2	DNP	20-11-1	3-4-4	DNP	DNP	6-2-4	13-1-1	0-0-0	DNP
Pittsburgh	01/05/2022	75-72	W	13-4-0	18-2-0	1-2-0	4-4-1	9-5-2	3-0-4	DNP	5-5-4	5-0-2	8-8-1	DNP
at Florida St.	01/08/2022	70-79	L	6-0-2	14-3-3	DNP	4-7-1	13-7-0	12-3-3	DNP	2-1-1	3-2-0	6-6-0	DNP
NC State	01/12/2022	63-79	L	13-4-3	3-1-1	0-1-0	4-3-1	0-3-1	4-0-4	DNP	2-0-2	13-5-2	22-10-1	DNP
at Pittsburgh	01/15/2022	53-65	L	10-4-0	10-1-2	0-0-0	12-13-2	3-1-2	0-3-1	DNP	9-1-1	9-3-0	DNP	DNP
Boston College	01/19/2022	67-54	W	10-3-0	7-6-2	DNP	5-8-0	7-4-0	8-3-7	DNP	2-1-2	DNP	13-7-1	DNP
Notre Dame	01/22/2022	70-82	L	5-1-0	5-2-1	DNP	11-6-0	6-2-0	9-2-5	DNP	14-2-1	7-0-1	4-1-0	DNP
at Virginia	01/24/2022	52-64	L	3-1-1	1-1-1	2-2-0	10-6-1	0-0-1	3-1-2	DNP	14-3-3	4-1-0	2-1-0	DNP
Duke	01/29/2022	65-74	L	3-0-0	18-1-2	0-1-0	10-12-1	3-3-0	0-1-4	DNP	2-4-0	16-2-0	8-1-0	DNP
North Carolina	02/01/2022	83-90	Lot	8-3-1	25-2-2	DNP	DNP	2-1-2	5-3-4	DNP	5-3-3	3-1-0	10-6-1	0-3-1
at Syracuse	02/05/2022	69-92	L	11-1-1	10-1-1	DNP	DNP	10-2-3	9-0-3	DNP	3-4-5	5-3-1	8-10-3	0-0-0
at Notre Dame	02/09/2022	57-63	L	2-3-0	13-5-1	2-6-0	0-1-0	DNP	3-3-1	5-1-0	2-4-3	10-5-1	0-0-1	DNP

Opponent	Date	Score	Points-Rebounds-Assists			
			24 WITHERS,JA	33 CROSS,MATT	45 COLBERT,BR	
Southern U.	11/09/2021	72-60	W	3-8-0	15-5-1	DNP
Furman	11/12/2021	72-80	Lot	14-9-1	4-3-0	DNP
Navy	11/15/2021	77-60	W	11-3-0	14-2-1	DNP
Detroit Mercy	11/20/2021	73-67	W	2-3-1	3-0-2	DNP
vs Mississippi St.	11/25/2021	72-58	W	11-3-0	0-1-0	DNP
vs Maryland	11/27/2021	63-55	W	5-11-0	8-5-1	DNP
at Michigan St.	12/01/2021	64-73	L	7-2-1	2-2-0	DNP
at NC State	12/04/2021	73-68	W	3-5-0	13-7-0	DNP
DePaul	12/10/2021	55-62	L	0-3-1	11-6-1	DNP
Southeastern La.	12/14/2021	86-60	W	3-6-3	13-5-0	0-0-0
at Western Ky.	12/18/2021	72-82	L	1-6-2	10-3-0	DNP
Wake Forest	12/29/2021	73-69	W	6-8-0	2-3-0	DNP
at Georgia Tech	01/02/2022	67-64	W	1-2-1	13-8-2	DNP
Pittsburgh	01/05/2022	75-72	W	0-1-0	9-2-0	DNP
at Florida St.	01/08/2022	70-79	L	4-4-0	6-4-1	DNP
NC State	01/12/2022	63-79	L	0-0-0	2-4-0	DNP
at Pittsburgh	01/15/2022	53-65	L	0-2-1	0-1-0	DNP
Boston College	01/19/2022	67-54	W	10-5-1	5-5-2	DNP
Notre Dame	01/22/2022	70-82	L	9-9-1	0-2-0	DNP
at Virginia	01/24/2022	52-64	L	2-2-0	11-6-1	DNP
Duke	01/29/2022	65-74	L	2-3-1	3-4-0	DNP
North Carolina	02/01/2022	83-90	Lot	12-2-0	13-15-0	DNP
at Syracuse	02/05/2022	69-92	L	13-5-2	0-4-0	0-1-0
at Notre Dame	02/09/2022	57-63	L	20-5-0	0-2-0	DNP

## Specialty Stats Game-by-Game (UL/Opp)

Opponent	Date	Paint	Off TO	2nd Chnc	Fast Brk	Bench	Opponent	Date	Paint	Off TO	2nd Chnc	Fast Brk	Bench
Southern	11/9/21	34/18	20/16	14/11	10/5	43/22	Georgia Tech	1/2/22	36/22	11/13	8/2	15/8	15/16
Furman	11/12/21	24/24	10/10	2/8	9/2	18/7	Pittsburgh	1/5/22	28/20	11/13	13/11	4/0	35/17
Navy	11/15/21	30/34	30/10	4/9	5/0	38/13	Florida State	1/8/22	26/32	5/12	19/11	7/8	39/33
Detroit Mercy	11/20/21	32/20	19/14	16/11	11/5	19/10	NC State	1/12/22	34/36	9/20	9/7	0/4	52/7
Mississippi State	11/25/21	30/36	10/13	22/6	2/18	36/10	Pittsburgh	1/15/22	16/34	6/12	3/8	2/5	9/3
Maryland	11/27/21	28/32	16/17	16/3	5/11	18/12	Boston College	1/19/21	30/30	21/8	2/10	0/2	24/12
Michigan State	12/1/21	34/22	21/25	6/5	12/25	24/39	Notre Dame	1/22/22	32/26	12/6	10/3	2/3	34/15
NC State	12/4/21	26/30	7/12	10/5	11/10	28/0	Virginia	1/24/22	22/26	7/13	9/7	2/6	30/14
DePaul	12/10/21	30/32	18/11	14/13	12/10	5/5	Duke	1/29/22	26/42	5/10	5/22	4/0	28/8
SE Louisiana	12/14/21	44/18	11/13	10/9	6/4	44/17	North Carolina	2/1/22	24/24	10/13	8/12	13/0	44/0
Western Kentucky	12/18/21	22/26	21/14	6/3	12/13	31/13	Syracuse	2/5/22	24/36	10/16	14/13	7/2	36/14
Wake Forest	12/29/21	18/32	2/15	5/6	0/4	25/10	Notre Dame	2/9/22	34/34	10/12	13/7	5/6	12/5

## 2021-22 Louisville Men's Basketball Team Superlatives

Louisville High	Louisville Low	Statistical Category	Opponent High	Opponent Low
86 vs. SE Louisiana (12/14)	52 vs. Virginia (1/24)	Points	92 by Syracuse (2/5)	54 by Boston College (1/19)
45 vs. Navy, Notre Dame (1/22)	23 vs. UVa (1/24), UND (2/9)	First Half Points	50 by Florida State (1/8)	25 by Miss.St. (11/25)
47 vs. Wake Forest (12/29)	25 vs. Notre Dame (1/22)	Second Half Points	49 by Syracuse (2/5)	26 by Boston College (1/19)
30 vs. SE Louisiana (12/14)	19 vs. WFU (12/29), Pitt (1/15)	Field Goals	32 by NC St. (1/12), Syracuse	19 by Boston College (1/19)
74 vs. DePaul (12/10)	48 vs. Wake Forest (12/29)	Field Goal Attempts	71 by North Carolina (2/1)	48 by Western Ky. (12/18)
.560 vs. Navy (11/15)	.311 vs. DePaul (12/10)	FG Percentage	.633 by Notre Dame (1/22)	.292 by Boston College (1/19)
15 vs. North Carolina (2/1)	5 vs. Ga. Tech (1/2), UND (2/9)	3-Point Field Goals	15 by Notre Dame (1/22)	1 by Mississippi St. (11/25)
36 vs. Western Ky. (12/18)	14 vs. NC State (1/12)	3-Point Field Goal Att.	33 by SE Louisiana (12/14)	14 by Maryland (11/27)
.476 vs. Notre Dame (1/22)	.167 vs. Notre Dame (2/9)	3-Point FG Percentage	.652 by Notre Dame (1/22)	.067 by Miss. St. (11/25)
25 vs. Wake Forest (12/29)	1 vs. Virginia (1/24)	Free Throws	25 by Western Ky. (12/18)	3 by NC State (1/12)
34 vs. Wake Forest (12/29)	3 vs. DePaul, Virginia, ND (2/9)	Free Throw Attempts	31 by Western Ky. (12/18)	6 by NC State (1/12)
.833 vs. Syracuse (2/5)	.333 vs. Virginia (1/24)	Free Throw Percentage	.842 by Syracuse (2/5)	.444 by Duke (1/29)
18 vs. Southern (11/9)	4 three times	Offensive Rebounds	20 by Duke (1/29)	1 by Notre Dame (1/22)
	latest vs. Boston College (1/19)			
38 vs. Boston College (1/19)	18 vs. Virginia (1/24)	Defensive Rebounds	38 by Furman (11/12)	19 by Georgia Tech (1/2)
54 vs. Southern (11/9)	26 vs. Virginia (1/24)	Total Rebounds	50 by DePaul (12/10)	25 three times
				latest: by Notre Dame (1/22)
23 vs. Pittsburgh (1/5)	10 vs. Notre Dame (1/22)	Fouls	24 by Wake Forest (12/29)	7 by Syracuse (2/5), ND (2/9)
19 vs. Syracuse (2/5)	7 vs. Notre Dame (2/9)	Assists	21 by Syracuse (2/5)	7 by Mississippi St. (11/25)
19 vs. Southern (11/9)	7 three times	Turnovers	19 by Navy (11/15)	6 by NC State (12/4)
	latest vs. Virginia (1/24)		by Michigan State (12/1)	by Florida State (1/8)
5 vs. Southern (11/9)	0 four times	Blocked Shots	8 by DePaul (12/10)	0 by Notre Dame (2/9)
vs. Maryland (11/27)	latest vs. NC State (1/12)			
14 vs. Navy (11/15)	2 vs. Wake Forest (12/29)	Steals	10 three times	2 by Wake Forest (12/29)
	vs. Duke (1/29)		latest by Michigan State (12/1)	

## 2021-22 Louisville Men's Basketball Individual Superlatives

	Louisville	Opponent
Points	25 by El Ellis vs. North Carolina (2/1)	33 by David Jones, DePaul (12/10)
Field Goals Made	10 by Malik Williams vs. DePaul (12/10)	15 by David Jones, DePaul (12/10)
	by Sydney Curry vs. NC State (1/12)	
Field Goals Attempted	21 by El Ellis vs. North Carolina (2/1)	25 by Antoine Davis, Detroit Mercy (11/20)
Highest FG Pct. (min. 5 made)	100 (6-6) by Sydney Curry vs. Boston College (1/19)	.875 (7-8) by Matthew Cleveland, Florida St. (1/8)
3-Point Field Goals Made	5 by Noah Locke vs. Wake Forest (12/29)	6 by Antoine Davis, Detroit Mercy (11/20)
	by El Ellis vs. North Carolina (2/1)	by Terquavion Smith, NC State (1/12)
3-Point Field Goals Attempted	13 by Noah Locke vs. Western Kentucky (12/18)	14 by Antoine Davis, Detroit Mercy (11/20)
3-Point FG Pct. (min. 3 made)	100 (4-4) by Matt Cross vs. Navy (11/15)	100 four times
	(4-4) by Jarrod West vs. Notre Dame (1/22)	latest (5-5) by AJ Griffin, Duke (1/29)
Free Throws Made	7 by Mason Faulkner vs. Florida State (1/8)	13 by Mike Bothwell, Furman (11/12)
Free Throws Attempted	8 by Mason Faulkner vs. Florida State (1/8)	15 by Mike Bothwell, Furman (11/12)
Free Throw Pct. (min. 8 made)	none	100 (9-9) by Jamarius Burton, Pittsburgh (1/5)
Offensive Rebounds	5 by Dre Davis vs. NC State (12/4)	8 by Damien Sears, Southern (11/9)
Defensive Rebounds	11 by Malik Williams vs. Pittsburgh (1/15)	16 by Armando Bacot, North Carolina (2/1)
	by Matt Cross vs. North Carolina (2/1)	
Total Rebounds	15 by Matt Cross vs. North Carolina (2/1)	22 by Armando Bacot, North Carolina (2/1)
Turnovers	5 by Dre Davis vs. Notre Dame (2/9)	5 by Greg Summers, Navy (11/15)
Assists	7 by Mason Faulkner vs. Furman (11/12), Boston College (1/19)	11 by Reece Beekman, Virginia (1/24)
Blocked Shots	3 by Malik Williams vs. Wake Forest (12/29)	8 by Nick Ongenda, DePaul (12/10)
	by Dre Davis vs. Duke (1/29)	
Steals	5 by Jarrod West vs. Western Kentucky (12/18)	5 by Madut Akec, Detroit Mercy (11/20)
Minutes Played (regulation game)	37 by Jarrod West vs. Georgia Tech (1/2)	40 by Jericole Hellems, NC State (1/12)
		by Jamarius Burton, Pittsburgh (1/15)
Minutes Played (overtime game)	39 by Matt Cross vs. North Carolina (2/1)	43 by L. Black & RJ Davis, North Carolina (2/1)



# 2021-22 Louisville Men's Basketball Miscellaneous Statistics

## Louisville's Record When the Cardinals ...

Lead at halftime .....	10-3
Trail at halftime .....	1-10
Are tied at halftime .....	0-0
Shoot better from the field than opponent .....	10-0
Shoot worse from the field than opponent .....	1-13
Shoot 50 percent or better from the field .....	2-0
Shoot below 50 percent from the field .....	9-13
Opp. shoots 50 pct. or better from the field .....	0-4
Opp. shoots below 50 pct. from the field .....	11-9
Make 7 or fewer three-point goals .....	8-7
Make more than 7 three-point goals .....	3-6
Attempt 20 or fewer three-point goals .....	2-1
Attempt more than 20 three-point goals .....	9-12
Shoot more free throws than their opp. ....	8-1
Opponent shoots more free throws .....	2-12
Outrebound their opponent .....	8-2
Are outrebounded by their opponent .....	2-10
Bench outscores the opponent bench .....	10-11
Opponent bench outscores their bench .....	1-1
Commit fewer turnovers than their opp. ....	2-5
Commit more turnovers than their opp. ....	9-7
Commit same number of turnover as opp. ....	0-1
Commit 15 or fewer turnovers .....	7-12
Commit more than 15 turnovers .....	4-1
Lead with 5:00 Remaining .....	10-2
Trail with 5:00 Remaining .....	1-10
Tied with 5:00 Remaining .....	0-1
1-3 point margins .....	2-0
4-5 point margins .....	2-0
6-10 point margins .....	2-8
11-19 point margins .....	4-4
20 or more point margins .....	1-1
Overtime games .....	0-2
Vs. Top 25 teams .....	0-2
Home games .....	7-6
Away games .....	2-7
Neutral games .....	2-0
Score 59 or fewer points .....	0-4
Score 60-69 points .....	3-4
Score 70-79 points .....	7-4
Score 80-89 points .....	1-1
Score 90 or more points .....	0-0
Allow 59 or fewer points .....	3-0
Allow 60-69 points .....	7-4
Allow 70-79 points .....	1-4
Allow 80 or more points .....	0-5

## Double-Doubles

Williams .....	6	Cross .....	1
Curry .....	1	Williamson .....	1

## Points Off Turnovers

Louisville .....	302	Opponents .....	318
------------------	-----	-----------------	-----

## Bench Scoring

Louisville .....	687 (28.6)	Opp .....	302 (12.6)
------------------	------------	-----------	------------

## Rebounding Advantage

Louisville .....	10	Opponents .....	12
------------------	----	-----------------	----

## Attendance

Home .....	173,475	(13,344 avg.)
Away .....	102,324	(11,369 avg.)
Neutral .....	2,424	(1,212 avg.)
Total .....	278,223	(11,593 avg.)

## Double-Figure

### Scoring Games

Locke .....	14
Williams .....	12
Ellis .....	10
Cross .....	9
Davis .....	8
Withers .....	7
Williamson .....	6
Faulkner .....	4
Curry .....	3
West .....	3

### Games Leading

#### UofL in Scoring

Williams .....	6
Ellis .....	5
Locke .....	4
Curry .....	2
West .....	2
Withers .....	2
Cross .....	1
Davis .....	1
Williamson .....	1

### Games Leading

#### UofL in Rebounding

Williams .....	15
Curry .....	3
Williamson .....	3
Withers .....	3
Cross .....	2
Davis .....	2
Wheeler .....	1

### Games Leading

#### UofL in Assists

West .....	12
Faulkner .....	10
Williams .....	3
Ellis .....	2
Williamson .....	2
Davis .....	1
Locke .....	1

### Scored Louisville's

#### First Points

<i>Who</i>	
Williams .....	6
Locke .....	4
Withers .....	4
Curry .....	3
Cross .....	2
Davis, Faulkner .....	1
Ellis, Williamson, West .....	1

#### *How*

Layup .....	13
3-Pointer .....	5
Dunk .....	2
Free Throw .....	2
Jumper .....	2

### Dunks

Davis .....	8
Withers .....	8
Wheeler .....	5
Williamson .....	5
Curry .....	4
Williams .....	3
Traynor .....	1

## Jump Balls Controlled

Louisville .....	10	(Curry 5, Withers 3, Williams 2)
Opponents .....	14	

## Starting Lineups

W-L	Forward	Forward	Center	Guard	Guard
5-2	Davis	Withers	Williams	West	Locke
2-1	Cross	Williamson	Williams	West	Locke
1-1	Davis	Cross	Williams	West	Locke
1-0	Davis	Withers	Curry	West	Locke
1-0	Davis	Williamson	Williams	West	Locke
1-0	Faulkner	Curry	Williams	Ellis	Locke
0-1	Davis	Cross	Withers	West	Locke
0-1	Cross	Williamson	Williams	West	Ellis
0-1	Locke	Williamson	Williams	West	Ellis
0-1	Davis	Withers	Curry	West	Ellis
0-2	Cross	Davis	Curry	Faulkner	Locke
0-3	Davis	Williams	Curry	Faulkner	Locke

## Scoring Summary

	1st Half	2nd Half	OT	Total
Louisville	811	818	14	1643
Opponents	813	830	29	1672

## Leads and Deficits

UL's Biggest Halftime Lead .....	16 (41-25) vs. Mississippi St. (11/25)
UL's Biggest Halftime Lead Blown .....	14 (43-29) vs. NC State (12/4)
UL's Biggest Halftime Deficit	
Overcome .....	12 (23-35) vs. Notre Dame (2/9)
UL's Biggest 2nd Half Lead .....	35 (78-43) vs. SE Louisiana (12/14)
UL's Biggest 2nd Half Lead Blown .....	14 (49-35) vs. Detroit Mercy (11/20)
	(43-29) vs. NC State (12/4)
UL's Biggest 2nd Half Deficit .....	32 (51-83) vs. Syracuse (2/5)
UL's Biggest 2nd Half Deficit	
Overcome .....	14 (23-37) vs. Notre Dame (2/9)
UL's Biggest Overall Lead .....	35 (78-43) vs. SE Louisiana (12/14)
UL's Biggest Lead Blown .....	15 (41-26) vs. NC State (12/4)
UL's Biggest Overall Deficit .....	32 (51-83) vs. Syracuse (2/5)
UL's Biggest Deficit Overcome .....	14 (23-37) vs. Notre Dame (2/9)

## Home, Road and Half Statistics

Halftime Leads .....	UL 13, Opp 11, Tied 0
FG% in KFC Yum! Center .....	436 (331-759)
FG% Away from Home .....	399 (264-662)
3 Pt FG% in KFC Yum! Center .....	351 (108-308)
3 Pt FG% Away from Home .....	270 (83-307)
FT% in KFC Yum! Center .....	685 (161-235)
FT% Away from Home .....	691 (96-139)
Scoring Average	
in KFC Yum! Center .....	71.6 (931 pts.)
Scoring Avg. on the Road .....	64.7 (712 pts.)
Opp. Scoring Average	
in KFC Yum! Center .....	69.9 (909 pts.)
Opp. Scoring Average	
on the Road .....	69.4 (763 pts.)
Most 1st Half Points .....	45 vs. Navy (11/15)
	vs. Notre Dame (1/22)
Most 2nd Half Points .....	47 vs. Wake Forest (12/29)
Fewest 1st Half Points .....	23 vs. Virginia (1/24)
	vs. Notre Dame (2/9)
Fewest 2nd Half Points .....	25 vs. Notre Dame (1/22)
Largest Halftime Lead .....	16 vs. Mississippi State (11/25)
Largest Halftime Deficit .....	17 vs. Syracuse (2/5)

## Charges Taken

Faulkner .....	5
West .....	4
Withers .....	4
Ellis .....	3
Davis .....	1

# 2021-22 Box Scores

## Louisville 94, Kentucky State 45 Oct. 29, 2021 -- KFC YUM! CENTER (exhibition)

Player	min	FG	3FG	FT	Reb	Ast	TO	BL	ST	PF	TP
Davis	f 21	3-5	1-2	3-4	2	0	1	0	1	0	10
Withers	f 20	4-7	2-3	4-4	15	0	1	0	1	1	14
Williams	c 16	3-7	2-3	1-2	9	1	0	0	1	1	9
Locke	g 23	4-10	2-6	5-8	1	1	2	0	1	2	15
West	g 19	1-5	1-4	2-2	2	4	2	0	2	2	5
Williamson	21	6-12	0-1	1-3	10	2	2	1	1	1	13
Faulkner	11	0-1	0-1	0-0	1	2	1	0	0	1	0
Curry	12	2-2	0-0	1-2	7	0	1	0	2	1	5
Ellis	21	4-6	1-3	3-5	1	1	2	0	0	0	12
Cross	13	1-4	1-2	1-2	3	1	3	3	2	1	4
Traynor	10	2-2	0-0	1-2	2	0	0	0	1	2	5
Wheeler	3	0-0	0-0	0-0	0	0	1	0	0	0	0
Colbert	4	0-3	0-3	0-0	0	0	0	0	0	0	0
Bearden	2	1-2	0-0	0-0	2	0	0	0	0	2	2
Schultz	2	0-1	0-0	0-0	1	0	0	0	0	0	0
Myles-Devore	2	0-0	0-0	0-0	0	0	0	0	0	0	0
Team											6
Totals	200	31-67	10-28	22-34	62	12	17	4	12	14	94

Total FG% 1st H: 11-32 34.4% 2nd H: 20-35 57.1% Game: 46.3%  
 3-Pt. FG% 1st H: 6-15 40.0% 2nd H: 4-13 30.8% Game: 35.7%  
 FThrow % 1st H: 16-23 69.6% 2nd H: 6-11 54.5% Game: 64.7%

### Kentucky State 45

Player	min	FG	3FG	FT	Reb	Ast	TO	BL	ST	PF	TP
Andrews	f 25	5-12	2-6	1-2	4	0	0	2	0	1	13
Brooks	f 15	1-2	0-0	0-0	4	0	1	0	0	3	2
Johnson	g 11	0-1	0-1	0-1	2	0	3	1	0	1	0
Murrell	g 17	0-3	0-2	0-0	1	2	4	0	1	0	0
Kong	g 31	1-7	0-4	0-0	2	1	4	4	1	2	2
Gadson	14	0-2	0-0	0-0	2	2	1	0	2	0	0
McCloud	24	4-12	0-3	2-5	3	0	2	0	2	2	10
Bennett	4	0-1	0-0	0-0	2	0	0	0	0	2	0
Jacobs	14	3-9	2-5	1-2	2	0	0	0	3	0	9
Lockhart	8	1-2	0-1	0-0	3	0	2	0	0	3	2
Cross	9	1-1	1-1	0-0	0	0	1	0	0	2	3
Foucart	9	2-6	0-3	0-0	1	0	0	0	1	0	4
Dioum	8	0-2	0-2	0-0	1	0	1	0	0	1	0
Wilkinson	8	0-1	0-1	0-0	1	1	0	0	0	0	0
Majak	3	0-1	0-1	0-0	0	0	0	1	0	2	0
Team											0
Totals	200	18-62	5-30	4-10	28	6	19	8	10	19	45

Total FG% 1st H: 5-26 19.2% 2nd H: 13-36 36.1% Game: 29.0%  
 3-Pt. FG% 1st H: 1-11 9.1% 2nd H: 4-19 21.1% Game: 16.7%  
 F Throw % 1st H: 1-4 25.0% 2nd H: 3-6 50.0% Game: 40.0%

### Score by Periods

1st	2nd	Total	Attendance:
12	33	45	13,023
44	50	94	Ties: 0
			Lead Changes: 0

## Louisville 103, West Georgia 51 November 3, 2021 -- KFC YUM! CENTER (exhibition)

Player	min	FG	3FG	FT	Reb	Ast	TO	BL	ST	PF	TP
Williams	13	5-9	0-0	0-0	6	0	0	0	0	1	10
Davis	19	6-9	1-3	2-2	4	3	0	1	1	1	15
Withers	18	2-5	0-0	2-2	8	2	1	1	1	1	8
Locke	24	4-11	2-6	3-4	5	2	1	0	0	0	13
West	25	1-1	1-2	2-2	1	5	0	0	4	1	5
Ellis	20	2-5	1-2	0-0	2	5	2	0	0	4	5
Williamson	20	6-8	0-1	3-4	1	2	2	2	2	3	15
Curry	14	3-3	0-0	1-3	7	0	0	0	0	0	7
Cross	18	4-7	4-6	0-0	3	3	0	1	1	1	12
Traynor	12	1-1	1-1	2-2	2	1	1	0	0	1	4
Colbert	5	1-2	1-2	0-0	0	0	0	0	0	1	3
Wheeler	9	4-4	0-0	0-0	6	0	0	0	0	0	8
Bearden	1	0-1	0-0	0-0	0	0	0	0	0	0	0
Schultz	1	0-1	0-1	0-0	0	0	0	0	0	1	0
Myles-Devore	1	0-1	0-0	0-0	0	0	0	0	0	0	0
Team											1
Totals	200	39-68	11-23	14-19	46	23	8	5	8	15	103

Total FG% 1st H: 19-31 61.3% 2nd H: 20-37 54.1% Game: 57.4%  
 3-Pt. FG% 1st H: 6-13 46.2% 2nd H: 5-10 50.0% Game: 47.8%  
 FThrow % 1st H: 10-13 76.9% 2nd H: 4-6 66.7% Game: 73.7%

### West Georgia 51

Player	min	FG	3FG	FT	Reb	Ast	TO	BL	ST	PF	TP
Brown-Carter	20	2-10	2-8	0-0	2	1	2	0	0	4	6
Sasser	23	5-7	0-0	4-4	6	0	2	0	1	2	14
Jones	26	0-6	0-3	2-2	2	2	1	0	1	0	2
Zabetakis	25	4-10	1-4	0-0	1	2	3	0	1	1	9
Barnes	29	2-5	0-1	0-0	4	2	2	0	0	3	4
Nhial	17	1-4	0-2	3-3	1	1	0	0	0	3	5
Heard	18	2-6	1-3	0-0	0	0	1	0	0	3	5
McElroy	11	1-4	1-1	0-1	1	0	2	0	1	0	3
Gini	2	0-1	0-1	0-0	1	0	0	0	0	0	0
Robinson	7	0-0	0-0	0-0	3	1	0	0	0	1	0
Fisher	14	0-3	0-2	1-1	1	0	2	0	0	0	1
Beaty	7	1-3	0-1	0-1	4	0	0	0	0	0	2
Crafton	1	0-1	0-0	0-0	1	0	0	0	0	0	0
Team											1
Totals	200	18-60	5-26	10-13	28	9	15	0	4	17	51

Total FG% 1st H: 9-30 30.0% 2nd H: 9-30 30.0% Game: 30.0%  
 3-Pt. FG% 1st H: 4-16 25.0% 2nd H: 1-10 10.0% Game: 19.2%  
 FThrow % 1st H: 6-7 85.7% 2nd H: 4-6 66.7% Game: 76.9%

### Score by Periods

1st	2nd	Total	Attendance:
28	23	51	12,477
54	49	103	Ties: 4
			Lead Changes: 4

## Louisville 72, Southern 60 Nov. 9, 2021 -- KFC YUM! CENTER

Player	min	FG	3FG	FT	Reb	Ast	TO	BL	ST	PF	TP
Davis	12	0-3	0-1	0-0	0	0	1	2	1	2	0
Curry	14	2-2	0-0	0-0	4	1	1	0	0	3	4
Withers	12	1-2	1-2	0-0	8	0	3	1	1	4	3
Locke	25	5-13	3-9	3-4	4	0	2	0	1	0	16
West	30	2-7	1-6	1-2	0	5	2	0	2	4	6
Williamson	27	6-12	1-2	1-3	14	1	1	0	0	1	14
Williams	25	2-4	0-1	2-4	13	0	2	1	1	2	6
Faulkner	10	1-2	0-0	0-0	0	1	2	0	0	1	2
Cross	26	6-10	1-4	2-3	5	1	4	1	2	1	15
Ellis	17	2-9	0-3	2-3	1	3	1	0	1	1	6
Traynor	2	0-1	0-0	0-0	1	0	0	0	0	1	0
Team											4
Totals	200	27-65	7-28	11-19	54	12	19	5	9	20	72

Total FG% 1st H: 13-37 35.1% 2nd H: 14-28 50.0% Game: 41.5%  
 3-Pt. FG% 1st H: 4-18 22.2% 2nd H: 3-10 30.0% Game: 25.0%  
 FThrow % 1st H: 3-6 50.0% 2nd H: 8-13 61.5% Game: 57.9%

### Southern 60

Player	min	FG	3FG	FT	Reb	Ast	TO	BL	ST	PF	TP
Williams, Jr.	34	2-12	2-5	0-0	3	2	0	0	2	2	6
Sears	30	1-6	0-0	0-0	14	1	2	2	2	1	2
Byrd	20	1-7	1-3	6-8	2	1	2	0	0	2	9
Saddler	24	5-14	0-1	0-1	5	4	1	0	1	4	10
Lyons	32	4-10	1-3	2-3	4	0	4	0	1	5	11
Ewing	9	0-1	0-0	0-0	4	0	0	1	1	2	0
Whitley	25	6-11	3-7	2-4	0	0	3	0	2	1	17
Rollins	12	1-3	1-3	0-0	2	0	1	0	0	0	3
Brooks	9	1-3	0-2	0-0	0	0	1	0	0	2	2
Parker	1	0-0	0-0	0-0	0	0	0	0	0	0	0
Harris	4	0-1	0-0	0-1	0	1	0	0	1	0	0
Team											6
Totals	200	21-68	8-24	10-17	40	9	14	3	10	19	60

Total FG% 1st H: 10-30 33.3% 2nd H: 11-38 28.9% Game: 30.9%  
 3-Pt. FG% 1st H: 5-9 55.6% 2nd H: 3-15 20.0% Game: 33.3%  
 F Throw % 1st H: 6-8 75.0% 2nd H: 4-9 44.4% Game: 58.8%

### Score by Periods

1st	2nd	Total	Attendance:
31	29	60	12,643
33	39	72	Ties: 3
			Lead Changes: 12

## Louisville 72, Furman 80 Nov. 12, 2021 -- KFC YUM! CENTER

Player	min	FG	3FG	FT	Reb	Ast	TO	BL	ST	PF	TP
Williams	33	1-8	0-3	1-2	10	2	1	2	2	2	3
Davis	19	2-7	0-1								

# 2021-22 Box Scores

## Louisville 72, Mississippi State 58 Nov. 25, 2021 -- Nassau, Bahamas (Baha Mar Convention Center) Baha Mar Hoops Bahamas Championship

Louisville 72												
Player	min	FG	3FG	FT	Reb	Ast	TO	BL	ST	PF	TP	
Williams	23	4-8	0-2	0-1	10	0	3	0	0	3	8	
Davis	17	4-8	2-5	2-2	7	2	2	0	0	1	12	
Withers	20	4-6	2-4	1-2	3	0	2	0	1	4	11	
Locke	25	1-9	0-3	0-0	3	1	1	0	0	1	2	
West	27	1-6	0-2	1-1	3	3	4	0	1	2	3	
Wheeler	10	0-0	0-0	4-4	3	0	0	0	1	3	4	
Williamson	26	7-12	0-0	1-4	6	0	1	0	0	1	15	
Cross	17	0-3	0-2	0-0	1	0	0	0	0	0	0	
Faulkner	13	2-2	2-2	1-2	3	1	0	0	1	3	7	
Ellis	15	1-6	1-2	2-4	1	2	1	0	1	0	5	
Curry	7	2-3	0-0	1-2	3	1	0	0	0	3	5	
Team					4		1					
Totals	200	26-63	7-22	13-22	47	10	15	0	5	21	72	

Total FG% 1st H: 16-39 41.0% 2nd H: 10-24 41.7% Game: 41.3%  
 3-Pt. FG% 1st H: 3-13 23.1% 2nd H: 4- 9 44.4% Game: 31.8%  
 FThrow % 1st H: 6- 8 75.0% 2nd H: 7-14 50.0% Game: 59.1%

Mississippi State 58												
Player	min	FG	3FG	FT	Reb	Ast	TO	BL	ST	PF	TP	
Brooks	32	4-12	0-5	0-0	4	0	0	0	0	2	8	
Jeffries	19	1-5	0-1	2-2	3	1	0	2	1	2	4	
Smith	21	4-5	0-0	2-4	7	0	2	0	0	3	10	
Molinar	31	5-16	1-3	6-7	4	2	1	0	3	3	17	
Moore	29	4-13	0-4	1-2	5	1	1	0	3	1	9	
Matthews	20	1-2	0-1	2-2	7	1	3	1	0	2	4	
Davis	10	0-2	0-0	3-4	3	0	0	1	0	2	3	
Garcia	18	0-3	0-0	1-2	2	1	0	2	1	1	1	
Watts	19	1-2	0-1	0-0	0	1	3	0	1	2	2	
Carter	1	0-0	0-0	0-0	0	0	1	0	0	1	0	
Team					3							
Totals	200	20-60	1-15	17-23	38	7	11	6	9	19	58	

Total FG% 1st H: 7-28 25.0% 2nd H: 13-32 40.6% Game: 33.3%  
 3-Pt. FG% 1st H: 0- 5 0.0% 2nd H: 1-10 10.0% Game: 6.7%  
 FThrow % 1st H: 11-15 73.3% 2nd H: 6- 8 75.0% Game: 73.9%

Score by Periods	1st	2nd	Total	Attendance:
Mississippi State	25	33	58	1,249
Louisville	41	31	72	Ties: 1
				Lead Changes: 1

## Louisville 63, Maryland 55 Nov. 27, 2021 -- Nassau, Bahamas (Baha Mar Convention Center) Baha Mar Hoops Bahamas Championship

Louisville 63												
Player	min	FG	3FG	FT	Reb	Ast	TO	BL	ST	PF	TP	
Williams	30	3-10	1-5	6-6	12	1	3	1	4	2	13	
Davis	22	2-7	0-3	2-2	4	0	1	0	1	3	6	
Withers	18	1-3	0-2	3-4	11	0	3	2	1	1	5	
Locke	31	4-12	3-8	1-2	2	1	2	0	1	2	12	
West	31	4-10	1-3	0-0	3	6	1	0	0	4	9	
Wheeler	8	2-2	0-0	0-0	1	0	1	0	0	1	4	
Williamson	17	2-4	0-0	0-0	5	1	2	1	0	4	4	
Cross	23	2-6	1-3	3-5	5	1	0	1	1	2	8	
Ellis	9	1-5	0-2	0-0	1	1	1	0	0	2	2	
Faulkner	9	0-1	0-1	0-0	0	0	2	0	1	0	0	
Curry	2	0-0	0-0	0-0	0	0	1	0	0	1	0	
Team					7							
Totals	200	21-60	6-27	15-19	51	11	17	7	9	22	63	

Total FG% 1st H: 11-33 33.3% 2nd H: 10-27 37.0% Game: 35.0%  
 3-Pt. FG% 1st H: 2-14 14.3% 2nd H: 4-13 30.8% Game: 22.2%  
 FThrow % 1st H: 8-11 72.7% 2nd H: 7- 8 87.5% Game: 78.9%

Maryland 55												
Player	min	FG	3FG	FT	Reb	Ast	TO	BL	ST	PF	TP	
Scott	36	6-16	2-7	0-0	6	1	2	0	1	3	14	
Wahab	23	3-9	0-0	1-2	4	0	1	2	0	3	7	
Russell	33	4-11	0-0	3-4	6	2	1	0	2	4	11	
Ayala	29	3-7	1-3	2-5	2	1	2	0	2	4	9	
Hart	33	1-2	0-1	0-0	2	3	2	1	1	2	2	
Reese	16	1-4	0-1	5-5	1	1	1	1	0	1	7	
Green	14	1-1	1-1	0-0	1	1	1	0	0	1	3	
Martinez	16	1-2	0-1	0-1	1	1	3	1	0	2	2	
Team					2							
Totals	200	20-51	4-14	11-17	25	10	13	5	6	20	55	

Total FG% 1st H: 9-25 36.0% 2nd H: 11-27 40.7% Game: 38.5%  
 3-Pt. FG% 1st H: 1- 5 20.0% 2nd H: 3- 9 33.3% Game: 28.6%  
 FThrow % 1st H: 8-12 66.7% 2nd H: 3- 5 60.0% Game: 64.7%

Score by Periods	1st	2nd	Total	Attendance:
Maryland	27	28	55	1,175
Louisville	32	31	63	Ties: 4
				Lead Changes: 4

## Michigan State 73, Louisville 64 Dec. 1, 2021 -- East Lansing, MI (Breslin Center) Big Ten/ACC Challenge

Louisville 64												
Player	min	FG	3FG	FT	Reb	Ast	TO	BL	ST	PF	TP	
Williams	27	4-8	0-3	2-4	8	0	2	1	2	1	10	
Davis	33	7-12	1-1	0-0	4	1	3	0	0	3	15	
Withers	20	3-6	0-3	1-3	2	1	1	0	2	3	7	
Locke	25	0-7	0-2	0-0	3	3	0	0	0	1	0	
West	31	2-6	2-5	2-2	4	3	2	0	3	3	8	
Cross	18	1-7	0-5	0-0	2	0	0	1	0	0	2	
Wheeler	8	0-1	0-0	0-0	1	0	0	1	1	3	0	
Williamson	7	0-1	0-0	0-0	2	1	4	0	0	3	0	
Faulkner	8	0-1	0-1	0-0	0	1	1	0	0	1	0	
Ellis	19	8-12	4-7	2-2	1	0	3	0	1	3	22	
Wiznitzer	4	0-0	0-0	0-0	0	0	0	0	0	0	0	
Team					4							
Totals	200	25-61	7-27	7-11	31	10	16	3	9	21	64	

Total FG% 1st H: 12-32 37.5% 2nd H: 13-29 44.8% Game: 41.0%  
 3-Pt. FG% 1st H: 2-12 16.7% 2nd H: 5-15 33.3% Game: 25.9%  
 FThrow % 1st H: 2- 2 100% 2nd H: 5- 9 55.6% Game: 63.6%

Michigan State 73												
Player	min	FG	3FG	FT	Reb	Ast	TO	BL	ST	PF	TP	
Hauser	16	1-4	0-2	0-0	1	0	3	0	0	3	2	
Bingham, Jr.	22	3-5	0-0	3-4	12	0	1	3	2	2	9	
Brown	32	4-8	2-5	0-0	5	1	3	0	1	0	10	
Walker	20	0-3	0-1	2-4	1	10	3	1	4	3	2	
Christie	30	3-6	1-1	4-4	2	1	3	0	1	1	11	
Marble	14	0-1	0-0	2-2	1	1	1	0	0	2	2	
Hoggard	22	2-7	1-2	4-5	4	4	1	1	2	1	9	
Akins	10	3-4	2-2	2-4	3	1	3	0	0	1	10	
Hall	25	6-8	3-3	0-0	5	2	1	0	0	1	15	
Brooks	6	1-3	1-2	0-0	0	0	0	0	0	0	3	
Sissoko	3	0-0	0-0	0-0	1	0	0	0	0	1	0	
Team					2							
Totals	200	23-49	10-18	17-23	37	20	19	5	10	15	73	

Total FG% 1st H: 13-27 48.1% 2nd H: 10-22 45.5% Game: 46.9%  
 3-Pt. FG% 1st H: 6-10 60.0% 2nd H: 4- 8 50.0% Game: 55.6%  
 FThrow % 1st H: 4- 6 66.7% 2nd H: 13-17 76.5% Game: 73.9%

Score by Periods	1st	2nd	Total	Attendance:
Louisville	28	36	64	14,797
Michigan State	36	37	73	Ties: 5
				Lead Changes: 3

## Louisville 73, NC State 68 Dec. 4, 2021 -- Raleigh, NC (PNC Arena)

Louisville 73												
Player	min	FG	3FG	FT	Reb	Ast	TO	BL	ST	PF	TP	
Williams	27	6-8	2-3	0-0	12	2	0	0	1	2	14	
Davis	27	5-13	1-3	0-0	7	3	2	1	1	3	11	
Withers	17	1-6	0-2	1-1	5	0	1	0	0	2	3	
Locke	31	4-13	4-8	0-0	2	1	1	0	1	0	12	
West	28	1-3	0-1	3-4	5	6	3	0	0	2	5	
Wiznitzer	9	1-1	0-0	0-0	1	0	0	0	0	2	2	
Ellis	19	3-5	1-2	4-4	2	1	2	0	0	2	11	
Cross	25	3-7	3-6	4-4	7	0	1	2	0	1	13	
Williamson	4	0-0	0-0	0-2	2	0	1	0	0	0	0	
Faulkner	11	1-4	0-3	0-0	1	2	1	0	1	2	2	
Wheeler	2	0-0	0-0	0-0	0	0	0	0	0	0	0	
Team					2		1					
Totals	200	25-60	11-28	12-15	46	15	13	3	4	16	73	

Total FG% 1st H: 16-32 50.0% 2nd H: 9-2



# 2021-22 Box Scores

## Western Kentucky 82, Louisville 72 Dec. 18, 2021 -- Bowling Green, Ky. (Diddle Arena)

Louisville 72												
Player	min	FG	3FG	FT	Reb	Ast	TO	BL	ST	PF	TP	
Davis	8	1-2	0-1	0-0	1	0	1	0	0	3	2	
Withers	23	0-4	0-1	1-2	6	2	0	0	0	2	1	
Cross	30	4-9	2-7	0-1	3	0	3	1	0	4	10	
Locke	28	8-18	4-13	0-0	4	3	1	0	0	2	20	
West	35	3-6	2-4	0-0	1	4	1	0	5	3	8	
Williamson	12	1-4	0-0	0-0	4	1	1	0	0	1	2	
Faulkner	24	3-8	2-6	4-4	0	3	1	0	0	4	12	
Curry	4	0-1	0-0	0-0	2	0	0	0	0	0	0	
Ellis	16	3-8	3-4	0-0	1	3	1	0	0	2	9	
Wheeler	20	4-4	0-0	0-0	3	1	1	1	0	0	8	
Team					3							
Totals	200	27-64	13-36	5-7	28	17	10	1	6	21	72	

Total FG% 1st H: 14-33 42.4% 2nd H: 13-31 41.9% Game: 42.2%  
 3-Pt. FG% 1st H: 9-19 47.4% 2nd H: 4-17 23.5% Game: 36.1%  
 FThrow % 1st H: 0-0 0.0% 2nd H: 5-7 71.4% Game: 71.4%

Western Kentucky 82												
Player	min	FG	3FG	FT	Reb	Ast	TO	BL	ST	PF	TP	
Hamilton	33	4-10	2-7	3-5	7	3	4	0	0	2	13	
Sharp	36	6-8	0-0	2-2	8	0	2	4	1	2	14	
Frampton	31	1-4	1-2	1-2	2	0	2	0	2	0	4	
McKnight	36	3-9	0-1	7-8	5	9	3	0	0	3	13	
Justice	33	7-12	5-7	6-6	3	3	2	0	2	2	25	
Anderson	24	3-5	1-1	6-8	10	0	1	0	2	0	13	
Cozart	4	0-0	0-0	0-0	0	0	0	0	0	1	0	
Brashear	3	0-0	0-0	0-0	0	1	0	0	0	0	0	
Team					2							
Totals	200	24-48	9-18	25-31	37	16	14	4	7	10	82	

Total FG% 1st H: 15-27 55.6% 2nd H: 9-21 42.9% Game: 50.0%  
 3-Pt. FG% 1st H: 9-11 81.8% 2nd H: 0-7 0.0% Game: 50.0%  
 FThrow % 1st H: 7-8 87.5% 2nd H: 18-23 78.3% Game: 80.6%

Score by Periods	1st	2nd	Total	Attendance:
Louisville	37	35	72	7,053
Western Kentucky	46	36	82	Ties: 0
				Lead Changes: 0

## Louisville 73, Wake Forest 69 Dec. 29, 2021 -- KFC YUM! CENTER

Louisville 73												
Player	min	FG	3FG	FT	Reb	Ast	TO	BL	ST	PF	TP	
Williams	28	3-8	2-4	3-4	6	1	0	3	0	2	11	
Williamson	29	3-4	0-0	6-7	8	0	1	0	0	1	12	
Davis	16	0-3	0-0	0-0	2	1	1	0	0	3	0	
Locke	23	5-8	5-7	2-2	3	1	3	0	1	0	17	
West	30	1-4	0-2	6-6	1	3	1	0	1	1	8	
Wheeler	6	0-0	0-0	0-0	3	0	0	0	0	0	0	
Faulkner	23	3-10	1-3	4-6	4	5	0	0	0	2	11	
Withers	17	2-5	2-4	0-0	8	0	2	0	0	4	6	
Ellis	11	0-1	0-1	0-3	0	1	1	0	0	2	0	
Curry	6	2-3	0-0	2-4	2	0	0	0	0	1	6	
Cross	11	0-2	0-1	2-2	3	0	2	0	0	2	2	
Team					0							
Totals	200	19-48	10-22	25-34	40	12	11	3	2	18	73	

Total FG% 1st H: 7-23 30.4% 2nd H: 12-25 48.0% Game: 39.6%  
 3-Pt. FG% 1st H: 4-10 40.0% 2nd H: 6-12 50.0% Game: 45.5%  
 FThrow % 1st H: 8-11 72.7% 2nd H: 17-23 73.9% Game: 73.5%

Wake Forest 69												
Player	min	FG	3FG	FT	Reb	Ast	TO	BL	ST	PF	TP	
Mucius	19	3-4	3-4	0-0	3	0	2	0	0	4	9	
Walton	25	3-9	0-2	0-0	7	0	0	1	1	4	6	
LaRavia	39	4-11	0-3	7-9	7	4	1	1	0	2	15	
Williamson	31	6-11	2-6	0-0	2	0	1	0	0	4	14	
Williams	31	4-14	1-6	6-7	4	7	2	0	0	4	15	
Hildreth	16	2-6	0-2	0-0	5	0	0	0	0	1	3	
Whitt	11	0-2	0-1	0-0	1	0	0	0	0	0	0	
Sy	28	2-6	1-3	1-2	6	1	1	1	1	0	3	
Team					1							
Totals	200	24-63	7-27	14-18	36	12	7	3	2	24	69	

Total FG% 1st H: 13-35 37.1% 2nd H: 11-28 39.3% Game: 38.1%  
 3-Pt. FG% 1st H: 3-14 21.4% 2nd H: 4-13 30.8% Game: 25.9%  
 FThrow % 1st H: 2-3 66.7% 2nd H: 12-15 80.0% Game: 77.8%

Score by Periods	1st	2nd	Total	Attendance:
Wake Forest	31	38	69	14,120
Louisville	26	47	73	Ties: 8
				Lead Changes: 14

## Louisville 67, Georgia Tech 64 Jan. 2, 2022 -- Atlanta, Ga. (McCamish Pavilion)

Louisville 67												
Player	min	FG	3FG	FT	Reb	Ast	TO	BL	ST	PF	TP	
Williams	32	9-12	0-1	2-5	11	1	2	1	1	2	20	
Williamson	26	1-5	0-1	1-2	4	4	1	0	0	0	3	
Cross	25	4-7	2-5	3-3	8	2	3	2	1	2	13	
Locke	32	3-7	2-5	2-4	2	0	2	0	0	1	10	
West	37	2-8	0-3	2-2	2	4	1	0	3	4	6	
Ellis	13	0-3	0-2	1-2	2	2	1	0	0	1	1	
Withers	11	0-2	0-1	1-2	2	1	2	0	0	2	1	
Davis	23	5-6	1-1	2-2	1	1	0	1	0	0	13	
Curry	1	0-0	0-0	0-0	0	0	0	0	0	0	0	
Team					2		1					
Totals	200	24-50	5-19	14-22	34	15	13	4	5	12	67	

Total FG% 1st H: 12-26 46.2% 2nd H: 12-24 50.0% Game: 48.0%  
 3-Pt. FG% 1st H: 4-10 40.0% 2nd H: 1-9 11.1% Game: 26.3%  
 FThrow % 1st H: 3-4 75.0% 2nd H: 11-18 61.1% Game: 63.6%

Georgia Tech 64												
Player	min	FG	3FG	FT	Reb	Ast	TO	BL	ST	PF	TP	
Usher	38	6-11	3-6	2-2	6	4	2	0	2	2	17	
Moore	29	3-5	0-0	0-2	4	2	1	1	1	1	6	
Meka	20	1-2	0-0	0-0	4	1	0	2	0	5	2	
Devoe	33	7-16	4-8	5-6	2	2	4	0	3	3	23	
Smith	11	0-5	0-0	0-0	1	0	0	0	0	1	0	
Parham	15	0-1	0-1	0-0	1	1	0	0	0	1	0	
Coleman	18	0-1	0-2	2-2	1	0	0	0	1	2	2	
Sturdivant	25	6-13	2-5	0-0	2	1	0	0	0	1	14	
Kelly	10	0-2	0-0	0-0	0	0	1	0	1	3	0	
Moore	1	0-0	0-0	0-0	0	0	0	0	0	0	0	
Team					4		1					
Totals	200	23-56	9-24	9-12	25	11	9	3	8	19	64	

Total FG% 1st H: 11-26 42.3% 2nd H: 12-30 40.0% Game: 41.1%  
 3-Pt. FG% 1st H: 5-10 50.0% 2nd H: 4-14 28.6% Game: 37.5%  
 FThrow % 1st H: 1-1 100% 2nd H: 8-11 72.7% Game: 75.0%

Score by Periods	1st	2nd	Total	Attendance:
Georgia Tech	28	36	64	4,853
Louisville	31	36	67	Ties: 5
				Lead Changes: 6

## Louisville 75, Pittsburgh 72 Jan. 5, 2022 -- KFC YUM! CENTER

Louisville 75												
Player	min	FG	3FG	FT	Reb	Ast	TO	BL	ST	PF	TP	
Williams	18	0-2	0-0	4-6	4	1	4	0	1	6	4	
Williamson	22	4-9	0-1	1-2	5	2	0	1	0	2	9	
Cross	21	3-7	1-4	2-3	2	0	1	1	1	4	9	
Locke	30	4-9	3-7	2-4	4	0	0	0	0	1	13	
West	31	1-4	0-2	3-4	5	4	2	0	0	4	5	
Curry	18	3-3	0-0	2-2	8	1	0	0	1	3	8	
Faulkner	21	1-1	1-1	0-0	0	4	0	0	0	1	3	
Davis	12	2-4	0-1	1-1	0	2	1	0	1	1	5	
Withers	5	0-1	0-1	0-0	1	0	1	0	0	0	0	
Ellis	19	6-10	2-4	4-6	2	0	2	0	1	0	18	
Wheeler	3	0-0	0-0	1-2	2	0	0	0	0	0	1	
Team					1		1					
Totals	200	24-50	7-21	20-30	34	14	12	2	5	23	75	

Total FG% 1st H: 10-24 41.7% 2nd H: 14-26 53.8% Game: 48.0%  
 3-Pt. FG% 1st H: 2-10 20.0% 2nd H: 5-11 45.5% Game: 33.3%  
 FThrow % 1st H: 13-18 72.2% 2nd H: 7-12 58.3% Game: 66.7%

Pittsburgh 72												
Player	min	FG	3FG	FT	Reb	Ast	TO	BL	ST	PF	TP	
Gueye	31	6-12	2-7	1-1	1	0	0	3	0	5	15	
Hugley	19	4-7	0-2	3-5	7	1	4	0	1	4	11	
Jeffress	20	0-0	0-0	1-2	5	0	1	0	0	3	1	
Odukalie	37	2-8	0-4	3-5	4	3						

# 2021-22 Box Scores

## Pittsburgh 65, Louisville 53 Jan. 15, 2022 -- Pittsburgh, Pa. (Petersen Events Center)

Louisville 53												
Player	min	FG	3FG	FT	Reb	Ast	TO	BL	ST	PF	TP	
Williams	27	4-11	2-5	2-2	13	2	2	0	1	4	12	
Williamson	15	1-4	1-3	0-0	1	2	1	0	1	0	3	
Locke	29	4-10	2-4	0-0	4	0	0	0	0	2	10	
Ellis	33	3-10	1-5	3-5	1	2	1	0	1	3	10	
West	29	4-9	1-6	0-0	1	1	0	0	1	2	9	
Faulkner	17	0-3	0-2	0-0	3	1	3	0	0	1	0	
Davis	25	3-6	0-1	3-4	3	0	1	0	0	2	9	
Cross	9	0-1	0-1	0-0	1	0	1	0	0	3	0	
Wheeler	6	0-0	0-0	0-0	0	0	0	1	0	1	0	
Withers	10	0-0	0-1	0-0	2	1	0	0	0	0	0	
Team					3							
Totals	200	19-57	7-28	8-11	32	9	9	1	4	18	53	
Total FG%	1st H:	8-25	32.0%	2nd H:	11-32	34.4%	Game:	33.3%				
3-Pt. FG%	1st H:	3-13	23.1%	2nd H:	4-15	26.7%	Game:	25.0%				
FThrow %	1st H:	5- 7	71.4%	2nd H:	3- 4	75.0%	Game:	72.7%				

Pittsburgh 65												
Player	min	FG	3FG	FT	Reb	Ast	TO	BL	ST	PF	TP	
Gueye	39	4-12	2-7	0-0	8	2	3	4	2	3	10	
Hugley	26	6-10	0-0	7-9	7	1	2	1	2	2	19	
Odukale	39	4-13	1-5	1-4	4	4	2	0	2	1	10	
Burton	40	8-13	0-1	4-4	8	4	2	0	1	2	20	
Ezeakudo	23	1-4	1-3	0-0	5	0	2	0	0	2	3	
Jeffress	9	0-1	0-1	1-2	2	1	0	0	0	0	1	
Collier	14	1-1	0-0	0-0	3	0	0	0	0	1	2	
Payton	1	0-0	0-0	0-0	0	0	0	0	0	0	0	
Santos	9	0-1	0-1	0-0	1	0	0	0	0	0	0	
Fisch	0+	0-0	0-0	0-0	0	0	0	0	0	0	0	
Amadasun	0+	0-0	0-0	0-0	0	0	0	0	0	0	0	
Team					3							
Totals	200	24-55	4-18	13-19	41	12	11	5	7	11	65	
Total FG%	1st H:	11-27	40.7%	2nd H:	13-28	46.4%	Game:	43.6%				
3-Pt. FG%	1st H:	2-11	18.2%	2nd H:	2- 7	28.6%	Game:	22.2%				
FThrow %	1st H:	4- 6	66.7%	2nd H:	9-13	69.2%	Game:	68.4%				

Score by Periods				1st		2nd		Total		Attendance: 8,431	
Louisville		24	29	53	Ties: 4				Lead Changes: 4		
Pittsburgh		28	37	65							

## Louisville 67, Boston College 54 Jan. 19, 2022 -- KFC YUM! CENTER

Louisville 67												
Player	min	FG	3FG	FT	Reb	Ast	TO	BL	ST	PF	TP	
Williams	22	2-5	1-3	0-0	8	0	0	1	0	4	5	
Curry	24	6-6	0-0	1-3	7	1	1	0	0	3	13	
Locke	31	3-10	3-7	1-2	3	0	0	0	2	2	10	
Ellis	20	3-7	1-1	0-0	6	2	2	0	0	3	7	
Faulkner	28	2-6	1-3	3-4	3	7	1	0	0	0	8	
Cross	15	1-3	0-1	3-6	5	2	2	1	0	2	5	
West	20	1-4	0-2	0-0	1	2	1	0	0	2	2	
Williamson	17	2-5	0-0	3-4	4	0	1	0	0	2	1	
Withers	23	4-6	0-1	2-3	5	1	3	0	1	1	10	
Team					0							
Totals	200	24-52	6-18	13-22	42	15	11	2	5	18	67	
Total FG%	1st H:	11-25	44.0%	2nd H:	13-27	48.1%	Game:	46.2%				
3-Pt. FG%	1st H:	1-7	14.3%	2nd H:	5-11	45.5%	Game:	33.3%				
FThrow %	1st H:	7-14	50.0%	2nd H:	6-8	75.0%	Game:	59.1%				

Boston College 54												
Player	min	FG	3FG	FT	Reb	Ast	TO	BL	ST	PF	TP	
Bickerstaff	34	4-12	0-3	4-7	15	2	3	0	2	1	12	
Kamik	11	0-3	0-1	1-2	3	0	2	0	0	5	1	
Zackery	33	1-6	1-2	0-0	5	4	0	0	1	2	3	
Langford	33	2-12	0-0	0-2	4	2	1	0	0	1	4	
Ashton-Langford	38	8-16	3-8	3-3	5	1	2	1	2	3	22	
Post	29	4-11	0-1	3-6	7	2	1	2	0	1	11	
Galloway	17	0-5	0-5	1-2	2	0	1	0	2	3	1	
Thompson	5	0-0	0-0	0-0	0	0	0	0	0	1	0	
Team					2							
Totals	200	19-65	4-20	12-22	43	11	10	3	7	17	54	
Total FG%	1st H:	11-36	30.6%	2nd H:	8-29	27.6%	Game:	29.2%				
3-Pt. FG%	1st H:	2-11	18.2%	2nd H:	2-9	22.2%	Game:	20.0%				
FThrow %	1st H:	4-8	50.0%	2nd H:	8-14	57.1%	Game:	54.5%				

Score by Periods				1st		2nd		Total		Attendance: 12,123	
Boston College		28	26	54	Ties: 6				Lead Changes: 6		
Louisville		30	37	67							

## Notre Dame 82, Louisville 70 Jan. 22, 2022 -- KFC YUM! CENTER

Louisville 70												
Player	min	FG	3FG	FT	Reb	Ast	TO	BL	ST	PF	TP	
Williams	21	4-10	3-6	0-0	6	0	1	0	2	1	11	
Davis	22	2-6	0-1	3-4	0	1	0	1	3	0	7	
Curry	13	2-4	0-0	0-0	1	0	0	0	0	1	4	
Locke	25	2-5	1-2	0-0	1	0	1	0	0	0	5	
Faulkner	28	4-8	1-4	0-0	2	5	1	0	1	1	9	
Williamson	14	3-4	0-0	0-0	2	0	0	0	1	2	6	
West	25	5-9	4-4	0-0	2	1	1	0	1	1	14	
Cross	17	0-0	0-0	0-0	2	0	1	2	0	2	0	
Ellis	16	2-3	1-1	0-0	2	1	1	0	0	2	5	
Withers	19	4-10	0-3	1-2	9	1	1	0	1	0	9	
Team					0							
Totals	200	28-59	10-21	4-6	27	9	7	3	9	10	70	
Total FG%	1st H:	17-33	51.5%	2nd H:	11-26	42.3%	Game:	47.5%				
3-Pt. FG%	1st H:	9-13	69.2%	2nd H:	1- 8	12.5%	Game:	47.6%				
FThrow %	1st H:	2- 2	100%	2nd H:	2- 4	50.0%	Game:	66.7%				

Notre Dame 82												
Player	min	FG	3FG	FT	Reb	Ast	TO	BL	ST	PF	TP	
Laszewski	33	3-6	1-3	0-0	6	1	2	0	1	1	7	
Atkinson, Jr.	22	6-7	0-0	1-1	5	1	1	1	0	1	13	
Wesley	26	8-13	3-4	3-5	1	2	3	0	0	3	22	
Hubb	36	4-6	3-5	1-1	5	5	1	0	1	3	12	
Goodwin	39	5-8	3-5	0-0	1	2	1	0	1	1	13	
Wertz	20	3-4	3-3	0-0	4	2	0	0	0	1	9	
Ryan	24	2-5	2-3	0-0	5	2	1	0	0	2	6	
Team					2							
Totals	200	31-49	15-23	5-7	25	17	11	1	3	12	82	
Total FG%	1st H:	15-23	65.2%	2nd H:	16-26	61.5%	Game:	63.3%				
3-Pt. FG%	1st H:	7- 9	77.8%	2nd H:	8-14	57.1%	Game:	65.2%				
FThrow %	1st H:	1- 3	33.3%	2nd H:	4- 4	100%	Game:	71.4%				

Score by Periods				1st		2nd		Total		Attendance: 16,175	
Notre Dame		38	44	82	Ties: 7				Lead Changes: 15		
Louisville		45	25	70							

## Virginia 64, Louisville 52 Jan. 24, 2022 -- Charlottesville, Va. (John P. Jones Arena)

Louisville 52												
Player	min	FG	3FG	FT	Reb	Ast	TO	BL	ST	PF	TP	
Williams	26	4-9	2-4	0-0	6	1	1	1	1	2	10	
Davis	15	2-5	0-1	0-0	1	0	1	0	0	2	4	
Curry	9	1-1	0-0	0-0	1	0	0	0	0	2	2	
Locke	20	1-8	1-6	0-0	1	1	0	0	1	0	3	
Faulkner	26	1-4	1-2	0-0	1	2	1	0	1	2	3	
Williamson	14	0-1	0-0	0-0	0	1	0	0	0	1	0	
Cross	29	5-14	1-6	0-1	6	1	0	1	1	2	11	
West	27	5-10	4-7	0-0	3	3	0	0	0	1	14	
Ellis	19	0-1	0-1	1-2	1	1	1	0	0	0	1	
Withers	7	1-2	0-1	0-0	2	0	2	0	0	1	2	
Wheeler	8	1-1	0-0	0-0	2	0	0	0	0	1	2	

# 2021-22 Box Scores

**Syracuse 92, Louisville 69**  
Feb. 5, 2022 -- Syracuse, NY (Carrier Dome)

Louisville 69											
Player	min	FG	3FG	FT	Reb	Ast	TO	BL	ST	PF	TP
Davis	20	2-5	1-3	0-0	3	1	0	0	1	5	5
Curry	24	4-8	0-0	0-0	10	3	2	0	0	1	8
Cross	20	0-3	0-3	0-0	4	0	1	1	1	3	0
Locke	20	4-11	3-10	0-0	1	1	1	0	1	1	11
Faulkner	25	3-8	3-6	0-0	0	3	2	1	0	2	9
Ellis	21	4-11	2-6	0-0	1	2	0	1	0	1	10
Williamson	15	5-9	0-1	0-0	2	3	2	0	0	1	10
Withers	26	4-9	0-3	5-6	5	2	2	1	1	2	13
West	23	1-2	1-2	0-0	4	5	1	0	2	0	3
Wiznitzer	4	0-0	0-0	0-0	0	0	0	0	0	0	0
Colbert	2	0-1	0-1	0-0	1	0	1	0	0	0	0
Team					2						
Totals	200	27-67	10-35	5-6	33	19	14	3	7	15	69
Total FG%	1st H:	10-30	33.3%	2nd H:	17-37	45.9%	Game:	40.3%			
3-Pt. FG%	1st H:	2-16	12.5%	2nd H:	8-19	42.1%	Game:	28.6%			
FThrow %	1st H:	4-4	100%	2nd H:	1-2	50.0%	Game:	83.3%			

Syracuse 92											
Player	min	FG	3FG	FT	Reb	Ast	TO	BL	ST	PF	TP
Boenheim, J.	28	4-7	0-1	6-7	2	5	0	0	0	0	14
Swider	31	4-7	3-5	0-0	5	1	1	0	1	2	11
Edwards	26	9-11	0-0	1-1	8	3	2	2	3	1	19
Girard III	31	5-11	3-6	2-2	3	4	3	0	2	0	15
Boenheim, B.	34	6-13	5-9	2-2	1	5	3	0	1	2	19
Williams	13	0-4	0-1	3-4	0	1	0	0	0	1	3
Anselem	13	2-2	0-0	2-3	3	0	0	1	0	1	6
Torrence	8	2-2	1-1	0-0	1	0	1	0	1	0	5
Ajak	6	0-0	0-0	0-0	2	2	0	0	0	0	0
Casey	5	0-0	0-0	0-0	0	0	1	0	0	0	0
Owens	1	0-0	0-0	0-0	0	0	0	0	0	0	0
Ruffin	1	0-0	0-0	0-0	1	0	0	0	0	0	0
Lavalle	1	0-1	0-0	0-0	0	0	1	0	1	0	0
Giancola	1	0-0	0-0	0-0	1	0	1	0	0	0	0
Cordes	1	0-0	0-0	0-0	0	0	0	0	0	0	0
Team					8						
Totals	200	32-58	12-22	16-19	35	21	13	3	9	7	92
Total FG%	1st H:	16-29	55.2%	2nd H:	16-29	55.2%	Game:	55.2%			
3-Pt. FG%	1st H:	8-16	50.0%	2nd H:	4- 8	50.0%	Game:	52.2%			
FThrow %	1st H:	3- 3	100%	2nd H:	13-16	81.3%	Game:	84.2%			

Score by Periods	1st	2nd	Total	Attendance:
Louisville	26	43	69	Ties: 0
Syracuse	43	49	92	Lead Changes: 0

**Notre Dame 63, Louisville 57**  
Feb. 9, 2022 -- South Bend, Ind. (Joyce Center)

Louisville 57											
Player	min	FG	3FG	FT	Reb	Ast	TO	BL	ST	PF	TP
Davis	32	5-11	0-5	0-0	5	1	5	2	1	1	10
Curry	4	0-0	0-0	0-0	0	1	2	0	0	1	0
Withers	30	9-17	1-4	1-2	5	0	0	0	3	4	20
Ellis	33	5-13	3-8	0-0	5	1	1	0	1	2	13
West	32	1-5	0-2	0-0	4	3	0	0	0	1	2
Wheeler	13	1-3	0-0	0-0	6	0	0	0	0	3	2
Cross	9	0-2	0-2	0-0	2	0	0	0	1	0	0
Locke	18	1-6	0-3	0-0	3	0	0	0	0	2	2
Faulkner	15	1-3	0-2	1-1	3	1	0	0	0	1	3
Williams	6	0-2	0-2	0-0	1	0	0	0	0	0	0
Traynor	8	2-3	1-2	0-0	1	0	1	0	0	0	5
Team					2						
Totals	200	25-65	5-30	2-3	37	7	9	2	6	15	57
Total FG%	1st H:	10-30	33.3%	2nd H:	15-35	42.9%	Game:	38.5%			
3-Pt. FG%	1st H:	3-18	16.7%	2nd H:	2-12	16.7%	Game:	16.7%			
FThrow %	1st H:	0- 0	0.0%	2nd H:	2- 3	66.7%	Game:	66.7%			

Notre Dame 63											
Player	min	FG	3FG	FT	Reb	Ast	TO	BL	ST	PF	TP
Atkinson, Jr.	38	6-12	0-0	5-7	15	0	2	0	1	2	17
Wesley	30	5-10	1-4	0-2	5	1	2	0	2	0	11
Hubb	37	2-8	1-6	2-2	3	5	2	0	0	0	7
Ryan	37	3-7	1-4	0-0	4	4	0	0	2	2	7
Goodwin	34	7-15	1-4	1-2	5	2	0	0	1	3	16
Wertz	22	2-3	1-2	0-0	3	1	3	0	0	0	5
Zona	2	0-0	0-0	0-0	0	0	0	0	0	0	0
Team					3						
Totals	200	25-55	5-20	8-13	38	13	9	0	6	7	63
Total FG%	1st H:	16-30	53.3%	2nd H:	9-25	36.0%	Game:	45.5%			
3-Pt. FG%	1st H:	3-12	25.0%	2nd H:	2- 8	25.0%	Game:	25.0%			
FThrow %	1st H:	0- 1	0.0%	2nd H:	8-12	66.7%	Game:	61.5%			

Score by Periods	1st	2nd	Total	Attendance:
Louisville	23	34	57	Ties: 3
Notre Dame	35	28	63	Lead Changes: 1



## 2021-22 Louisville Men's Basketball Extended Season Box Score All games

### Game Records

Record	Overall	Home	Away	Neutral
ALL GAMES	11-13	7-6	2-7	2-0
CONFERENCE	5-9	3-4	2-5	0-0
NON-CONFERENCE	6-4	4-2	0-2	2-0

### Team Box Score Extended

No.	Player	GP-GS		Total		3-Point		F-Throw		Rebounds																	
		MIN	AVG	FG-FGA	FG%	3FG-3FGA	3FG%	FT-FTA	FT%	OFF	DEF	TOT	AVG	PF	DQ	A	A/G	TO	TO/G	A/TO	BLK	BLK/G	STL	STL/G	PTS	AVG	
5	WILLIAMS, Malik	21-19	514:29	24.5	75-159	.472	19-60	.317	31-47	.660	37	137	174	8.3	41	1	22	1.05	31	1.48	0.71	14	0.67	26	1.24	200	9.5
0	LOCKE, Noah	24-22	624:03	26.0	78-229	.341	53-152	.349	18-26	.692	11	46	57	2.4	27	0	19	0.79	26	1.08	0.73	0	0.00	11	0.46	227	9.5
3	ELLIS, El	24-4	467:17	19.5	73-181	.403	32-83	.386	31-46	.674	3	40	43	1.8	40	0	36	1.50	33	1.38	1.09	0	0.00	11	0.46	209	8.7
14	DAVIS, Dre	23-18	468:56	20.4	67-157	.427	11-45	.244	30-39	.769	33	40	73	3.2	52	1	21	0.91	30	1.30	0.70	13	0.57	13	0.57	175	7.6
33	CROSS, Matt	24-9	483:03	20.1	54-135	.400	24-81	.296	25-36	.694	33	66	99	4.1	49	0	12	0.50	31	1.29	0.39	13	0.54	16	0.67	157	6.5
13	WEST, Jarrod	24-18	664:40	27.7	50-134	.373	22-75	.293	26-33	.788	7	55	62	2.6	48	0	74	3.08	31	1.29	2.39	0	0.00	32	1.33	148	6.2
24	WITHERS, Jae'Lyn	24-10	423:40	17.7	52-123	.423	11-49	.224	24-35	.686	24	83	107	4.5	48	1	16	0.67	37	1.54	0.43	8	0.33	15	0.63	139	5.8
10	WILLIAMSON, Samuel	23-6	392:57	17.1	51-123	.415	2-12	.167	25-43	.581	23	68	91	4.0	27	0	21	0.91	27	1.17	0.78	3	0.13	9	0.39	129	5.6
11	FAULKNER, Mason	23-6	426:37	18.5	34-92	.370	20-54	.370	31-40	.775	5	32	37	1.6	34	0	68	2.96	25	1.09	2.72	1	0.04	8	0.35	119	5.2
21	CURRY, Sydney	20-8	214:15	10.7	46-64	.719	0-0	.000	8-19	.421	23	42	65	3.3	35	0	10	0.50	11	0.55	0.91	2	0.10	1	0.05	100	5.0
12	TRAYNOR, JJ	4-0	20:21	5.1	3-5	.600	2-3	.667	0-0	.000	2	0	2	0.5	3	0	0	0.00	2	0.50	0.00	0	0.00	0	0.00	8	2.0
4	WHEELER, Roosevelt	16-0	115:19	7.2	11-17	.647	0-0	.000	8-10	.800	10	22	32	2.0	17	0	1	0.06	2	0.13	0.50	4	0.25	4	0.25	30	1.9
23	WIZNITZER, Gabe	5-0	31:13	6.2	1-1	1.000	0-0	.000	0-0	.000	0	4	4	0.8	7	0	1	0.20	1	0.20	1.00	1	0.20	0	0.00	2	0.4
45	COLBERT, Brad	2-0	03:09	1.6	0-1	.000	0-1	.000	0-0	.000	0	1	1	0.5	0	0	0	0.00	1	0.50	0.00	0	0.00	0	0.00	0	0.0
<b>Total</b>	<b>24</b>	<b>4850</b>	<b>595-1421</b>	<b>.419</b>	<b>196-615</b>	<b>.319</b>	<b>257-374</b>	<b>.687</b>	<b>237</b>	<b>664</b>	<b>901</b>	<b>37.5</b>	<b>428</b>	<b>3</b>	<b>301</b>	<b>12.54</b>	<b>295</b>	<b>12.29</b>	<b>1.02</b>	<b>59</b>	<b>2.46</b>	<b>146</b>	<b>6.08</b>	<b>1643</b>	<b>68.5</b>		
<b>Opponents</b>	<b>24</b>	<b>4850</b>	<b>593</b>																								





**2021-22 Louisville Men's Basketball  
Season/Career Statistics  
All games**

**Summary**

Player	Season Statistics										Career Statistics									
	GP-GS	MIN/G	FG%	3FG%	FT%	R/G	A/G	STL	BLK	PTS/G	GP-GS	MIN/G	FG%	3FG%	FT%	R/G	A/G	STL	BLK	PTS/G
COLBERT, Brad	2-0	1.6	.000	.000	.000	0.5	0.0	0	0	0.0	5-0	1.8	.000	.000	.000	0.2	0.0	0	0	0.0
CROSS, Matt	24-9	20.1	.400	.296	.694	4.1	0.5	16	13	6.5	24-9	20.1	.400	.296	.694	4.1	0.5	16	13	6.5
CURRY, Sydney	20-8	10.7	.719	.000	.421	3.3	0.5	1	2	5.0	20-8	10.7	.719	.000	.421	3.3	0.5	1	2	5.0
DAVIS, Dre	23-18	20.4	.427	.244	.769	3.2	0.9	13	13	7.6	43-35	24.3	.412	.247	.759	3.2	1.0	24	19	7.5
ELLIS, Ei	24-4	19.5	.403	.386	.674	1.8	1.5	11	0	8.7	24-4	19.5	.403	.386	.674	1.8	1.5	11	0	8.7
FAULKNER, Mason	23-6	18.5	.370	.370	.775	1.6	3.0	8	1	5.2	23-6	18.5	.370	.370	.775	1.6	3.0	8	1	5.2
LOCKE, Noah	24-22	26.0	.341	.349	.692	2.4	0.8	11	0	9.5	24-22	26.0	.341	.349	.692	2.4	0.8	11	0	9.5
TRAYNOR, JJ	4-0	5.1	.600	.667	.000	0.5	0.0	0	0	2.0	24-0	11.8	.500	.538	.655	1.8	0.0	2	11	3.6
WEST, Jarrod	24-18	27.7	.373	.293	.788	2.6	3.1	32	0	6.2	24-18	27.7	.373	.293	.788	2.6	3.1	32	0	6.2
WHEELER, Roosevelt	16-0	7.2	.647	.000	.800	2.0	0.1	4	4	1.9	16-0	7.2	.647	.000	.800	2.0	0.1	4	4	1.9
WILLIAMS, Malik	21-19	24.5	.472	.317	.660	8.3	1.0	26	14	9.5	116-56	17.4	.447	.315	.665	5.5	0.4	61	84	7.1
WILLIAMSON, Samuel	23-6	17.1	.415	.167	.581	4.0	0.9	9	3	5.6	72-22	19.3	.456	.267	.651	4.3	0.8	24	10	6.1
WITHERS, Jae'Lyn	24-10	17.7	.423	.224	.686	4.5	0.7	15	8	5.8	44-30	21.3	.492	.271	.682	5.9	0.6	33	15	7.8
WIZNITZER, Gabe	5-0	6.2	1.000	.000	.000	0.8	0.2	0	1	0.4	17-0	5.8	.417	.000	.455	1.1	0.2	0	2	0.9


**Scoring**

Player	Season Statistics								Career Statistics							
	FG-FGA	FG%	3FG-3FGA	3FG%	FT-FTA	FT%	PTS	PTS/G	FG-FGA	FG%	3FG-3FGA	3FG%	FT-FTA	FT%	PTS	PTS/G
COLBERT, Brad	0-1	.000	0-1	.000	0-0	.000	0	0.0	0-1	.000	0-1	.000	0-0	.000	0	0.0
CROSS, Matt	54-135	.400	24-81	.296	25-36	.694	157	6.5	54-135	.400	24-81	.296	25-36	.694	157	6.5
CURRY, Sydney	46-64	.719	0-0	.000	8-19	.421	100	5.0	46-64	.719	0-0	.000	8-19	.421	100	5.0
DAVIS, Dre	67-157	.427	11-45	.244	30-39	.769	175	7.6	117-284	.412	23-93	.247	66-87	.759	323	7.5
ELLIS, Ei	73-181	.403	32-83	.386	31-46	.674	209	8.7	73-181	.403	32-83	.386	31-46	.674	209	8.7
FAULKNER, Mason	34-92	.370	20-54	.370	31-40	.775	119	5.2	34-92	.370	20-54	.370	31-40	.775	119	5.2
LOCKE, Noah	78-229	.341	53-152	.349	18-26	.692	227	9.5	78-229	.341	53-152	.349	18-26	.692	227	9.5
TRAYNOR, JJ	3-5	.600	2-3	.667	0-0	.000	8	2.0	30-60	.500	7-13	.538	19-29	.655	86	3.6
WEST, Jarrod	50-134	.373	22-75	.293	26-33	.788	148	6.2	50-134	.373	22-75	.293	26-33	.788	148	6.2
WHEELER, Roosevelt	11-17	.647	0-0	.000	8-10	.800	30	1.9	11-17	.647	0-0	.000	8-10	.800	30	1.9
WILLIAMS, Malik	75-159	.472	19-60	.317	31-47	.660	200	9.5	289-647	.447	78-248	.315	163-245	.665	819	7.1
WILLIAMSON, Samuel	51-123	.415	2-12	.167	25-43	.581	129	5.6	175-384	.456	20-75	.267	69-106	.651	439	6.1
WITHERS, Jae'Lyn	52-123	.423	11-49	.224	24-35	.686	139	5.8	131-266	.492	19-70	.271	60-88	.682	341	7.8
WIZNITZER, Gabe	1-1	1.000	0-0	.000	0-0	.000	2	0.4	5-12	.417	0-0	.000	5-11	.455	15	0.9

**Totals**

Player	Season Statistics									Career Statistics								
	O-REB	D-REB	TOTAL	PF	FO	A	TO	A/TO	O-REB	D-REB	TOTAL	PF	FO	A	TO	A/TO		
COLBERT, Brad	0	1	1	0	0	0	1	0.0	0	1	1	0	0	0	1	0.0		
CROSS, Matt	33	66	99	49	0	12	31	0.4	33	66	99	49	0	12	31	0.4		
CURRY, Sydney	23	42	65	35	0	10	11	0.9	23	42	65	35	0	10	11	0.9		
DAVIS, Dre	33	40	73	52	1	21	30	0.7	67	69	136	102	2	43	63	0.7		
ELLIS, Ei	3	40	43	40	0	36	33	1.1	3	40	43	40	0	36	33	1.1		
FAULKNER, Mason	5	32	37	34	0	68	25	2.7	5	32	37	34	0	68	25	2.7		
LOCKE, Noah	11	46	57	27	0	19	26	0.7	11	46	57	27	0	19	26	0.7		
TRAYNOR, JJ	2	0	2	3	0	0	2	0.0	16	26	42	26	1	1	10	0.1		
WEST, Jarrod	7	55	62	48	0	74	31	2.4	7	55	62	48	0	74	31	2.4		
WHEELER, Roosevelt	10	22	32	17	0	1	2	0.5	10	22	32	17	0	1	2	0.5		
WILLIAMS, Malik	37	137	174	41	1	22	31	0.7	189	447	636	204	3	48	94	0.5		
WILLIAMSON, Samuel	23	68	91	27	0	21	27	0.8	87	226	313	118	1	61	93	0.7		
WITHERS, Jae'Lyn	24	83	107	48	1	16	37	0.4	75	185	260	110	5	25	61	0.4		
WIZNITZER, Gabe	0	4	4	7	0	1	1	1.0	9	10	19	21	0	4	4	1.0		

# 2021-22 Louisville Photo Roster



**0 Noah Locke**  
G 6-3 210 Sr.  
Baltimore, Md.  
(University of Florida)



**1 Mike James \***  
G/F 6-6 215 Fr.  
Orlando, Fla.  
(Oak Ridge HS)  
*\*out for season/injury*




**3 El Ellis**  
G 6-3 180 Jr.  
Durham, N.C.  
(Tallahassee Comm. College)



**4 Roosevelt Wheeler**  
F/C 6-10 245 Fr.  
Richmond, Va.  
(John Marshall HS)



**5 Malik Williams**  
F/C 6-11 245 Sr.  
Ft. Wayne, Ind.  
(Snider HS)



**10 Samuel Williamson**  
G/F 6-7 205 Jr.  
Rockwall, Texas  
(Rockwall HS)



**11 Mason Faulkner**  
G 6-1 185 Gr.  
Glasgow, Ky.  
(Western Carolina University)



**12 JJ Traynor**  
F 6-8 200 So.  
Bardstown, Ky.  
(Bardstown HS)




**13 Jarrod West**  
G 5-11 185 Gr.  
Clarksburg, W.Va.  
(Marshall University)



**14 Dre Davis**  
G/F 6-6 210 So.  
Indianapolis, Ind.  
(Lawrence Central HS)



**15 Drew Schultz**  
F 6-4 200 So.  
Rockwall, Texas  
(Rockwall HS)



**20 Sam Bearden**  
F 6-5 200 So.  
Louisville, Ky.  
(Holy Cross HS)



**21 Sydney Curry**  
F 6-8 270 Jr.  
Ft Wayne, Ind.  
(John A. Logan College)




**23 Gabe Wiznitzer**  
C 6-11 245 So.  
Walhalla, S.C.  
(Hargrave Military Academy)



**24 Jae'Lyn Withers**  
F 6-8 225 R-So.  
Charlotte, N.C.  
(Cleveland (OH) Heights HS)



**30 Ashton Myles-Devore**  
G 6-1 165 So.  
Versailles, Ky.  
(Woodford County HS)



**33 Matt Cross**  
F 6-7 230 So.  
Beverly, Mass.  
(University of Miami/Fla.)



**45 Brad Colbert**  
G 6-2 185 So.  
Loveland, Ohio  
(Andrews Osborne Academy)

## On The Bench



**Mike Pegues**  
Interim Head Coach



**Ross McMains**  
Assistant Coach



**Kahil Fennell**  
Assistant Coach



**Taylor Barnette**  
Dir. Basketball Operations

### Pronunciations:

- Jarrod West (JAIR-uhd)
- Gabe Wiznitzer (WIZ-nit-zer)  
*assistant coaches*
- Mike Pegues (puh-GEESE)
- Kahil Fennell (kuh-HILL fe-NELL)

