



MIAMI HURRICANES

GAME INFO

Date: Tuesday, Feb. 15, 2022
Time: 6 p.m. EST
Location: Charlottesville, Va.
Arena: John Paul Jones Arena
Live Stats: virginia.statbroadcast.com
Television: ACC Network Extra
Radio: WVUM 90.5
Series: 10-10
at Miami: 4-4
at Virginia: 5-6
Neutral: 1-0
Last Meeting: 69-64, Virginia (2/13/20)

#24

THE MATCHUP

Miami (13-10, 6-7 ACC)

Head Coach: Katie Meier (Duke '89, '90)
Record at UM: 316-208
Career Record: 392-253
Record vs. Virginia: 9-9



-VS-

Virginia (3-20, 0-13 ACC)

Head Coach: Tina Thompson (USC '97)
Record at Virginia: 28-61
Career Record: 28-61
Record vs. UM: 1-1



QUICK HITS

TOP-FIVE FRESHMAN

Freshman Ja'Leah Williams has solidified herself as one of the best freshmen in the conference, ranking in the top five among ACC freshmen in scoring (fifth), rebounding (third), assists (third) and steals (first). She has tallied seven double-digit outings and made 17 starts as a freshman.

4 GAMES, 8 DAYS

For the second time this season, the Hurricanes are in the midst of a tough four-game stretch spanning eight days. In the last stint, Miami posted a 3-1 record, including wins over Florida State and No. 15/16 Georgia Tech. Three of the Hurricanes' four opponents in this stretch rank in the top-100 in NET rankings and two of the four appear in the top 50.

CAUSING CHAOS

The Hurricanes forced the Seminoles into a season-high 25 turnovers on Sunday, marking the seventh time that Miami has caused 20-plus turnovers in a game. Even more impressive, the Hurricanes recorded a season-best 35 points off turnovers, reaching the 30-point mark for just the second instance this season.

SHARP SHOOTER

The most prolific 3-point shooter in Miami history, guard Kelsey Marshall reached another milestone on Sunday, becoming just the 11th active Division I women's basketball player to reach 300 career 3-pointers. She is one of just two active ACC players to reach the mark (Aisha Sheppard, Virginia Tech). Over the last two games, Marshall has shot 56.3 percent from 3-point range (9-of-16).

BY THE NUMBERS

- 2** The Hurricanes and the Cavaliers have not played each other in over two years - 732 days).
- 6** Karla Erjavac ranks sixth in the ACC in AST/TO ratio at 1.6. In ACC games, that number is 2.0 (third).
- 8** If the season ended today, Miami would be the eight-seed in the ACC tournament, facing FSU.
- 10** Miami is one of 10 ACC teams that appear in the top 65 in the NET rankings as of Feb. 14.
- 19** The Hurricanes have the 19th toughest schedule in the nation and fourth hardest in the ACC.

SCHEDULE (H: 10-4, A: 3-4, N: 0-2)

DATE OPPONENT TV TIME/RESULT

November

9	JACKSON STATE	ACCNX	W, 72-67
12	BETHUNE-COOKMAN	ACCNX	W, 55-43
14	STETSON	ACCNX	W, 54-39
18	FAU	ACCN	W, 56-46
25	vs. Washington State\$	FloHoops	L, 62-47
27	vs. #4/6 Indiana\$	FloHoops	L, 53-51

December

2	at #8 Maryland^	BTN	L, 82-74
5	TULANE@	ACCNX	W, 70-63
6	ARK-PINE BLUFF@	ACCNX	W, 78-65
12	ROBERT MORRIS	ACCNX	W, 86-45
21	NORTH FLORIDA	ACCNX	PPD

January

6	WAKE FOREST*	ACCNX	L, 47-46
9	#5/4 NC STATE*	ACCN	L, 76-64
13	at Clemson*	ACCNX	W, 69-60
16	#15/16 GEORGIA TECH*	ACCN	W, 46-45
18	#21/24 DUKE*	ACCN	L, 58-49
20	at Florida State*	RSN	W, 59-52
23	at Boston College*	RSN	L, 79-66
27	at Wake Forest*	RSN	W, 66-59

February

1	#4 LOUISVILLE*	ACCNX	L, 69-66
3	SYRACUSE*	ACCNX	W, 71-65
6	at #24/23 North Carolina*	ACCN	L, 85-38
10	at #18/19 Notre Dame*	RSN	L, 69-53
13	FLORIDA STATE*	ACCN	W, 76-59
15	at Virginia*	ACCNX	6 p.m.
17	PITTSBURGH*	ACCN	6 p.m.
20	at Georgia Tech*	ACCNX	2 p.m.
24	at Virginia Tech*	RSN	6 p.m.
27	CLEMSON*	RSN	4 ³⁰ p.m.

BOLD CAPS - home game

* - ACC game

^ - Big Ten/ACC Challenge

\$ - Baha Mar Hoops

@ - Miami Holiday Classic

ATHLETIC COMMUNICATIONS

WBB Contact: Megan Barnes
Email: meganbarnes@miami.edu
Office Phone: 305-284-6797
Cell Phone: 630-651-8801

PROBABLE STARTERS (FROM LAST GAME)

Miami Hurricanes

No.	Player	Pos.	Yr.	Ht.	Hometown	PPG	RPG	APG	FG%	3FG%	FT%
3	Destiny Harden	F	Gr.	6-0	Chicago, Ill.	6.6	3.5	1.0	.429	.263	.682
12	Ja'Leah Williams	G	Fr.	5-9	Pompano Beach, Fla.	7.6	4.3	2.1	.436	.136	.655
20	Kelsey Marshall	G	Sr.	5-9	Davie, Fla.	13.9	3.3	2.9	.392	.339	.756
21	Lola Pendande	F	Jr.	6-4	Almeria, Spain	7.1	5.4	0.7	.527	.000	.641
25	Karla Erjavac	G	Sr.	5-10	Zagreb, Croatia	7.0	2.7	3.1	.389	.397	.727

Virginia Cavaliers

No.	Player	Pos.	Yr.	Ht.	Hometown	PPG	RPG	APG	FG%	3FG%	FT%
1	Carole Miller	G	Jr.	6-0	Alexandria, Va.	5.6	3.1	0.9	.328	.326	.694
2	Taylor Valladay	G	Jr.	5-7	Chicago, Ill.	8.1	3.2	3.6	.361	.192	.639
10	Mir McLean	G	So.	5-11	Baltimore, Md.	11.3	7.2	0.3	.456	.200	.600
23	Amadine Toi	G	Fr.	5-10	Paris, France	12.1	2.2	2.4	.375	.298	.607
34	London Clarkson	F	Jr.	6-2	Pflugerville, Texas	3.9	4.0	1.1	.419	.000	.480

HEAD-TO-HEAD

Miami		Virginia
61.4	Points/Game	53.6
39.0	Field-Goal %	36.6
29.7	3-Point %	25.5
67.9	Free-Throw %	58.5
37.6	Rebounds/Game	35.2
13.6	Assists/Game	11.7
3.3	Blocks/Game	3.7
9.4	Steals/Game	6.9
60.3	Scoring Defense	65.9
39.5	FG% Defense	40.6
30.1	3FG% Defense	33.6
+2.4	Rebound Margin	-1.9
0.8	AST-TO Ratio	0.6



QUICK FACTS

UNIVERSITY INFORMATION

Location	Coral Gables, Fla.
Enrollment	19,096
Founded	1925
Nickname	Hurricanes
Colors	Orange, Green and White
President	Dr. Julio Frenk
Vice President / Director of Athletics	Dan Radakovich
Faculty Athletics Representative	Dr. Marvin Dawkins
Conference	Atlantic Coast Conference
Arena / Capacity	Watsco Center / 7,972
Ticket Office Phone	1-800-GO-CANES
Press Row Phone	305-284-2111
Website	MiamiHurricanes.com
Mailing Address	5821 San Amaro Drive, Coral Gables, FL 33146

COACHING STAFF

Head Coach	Katie Meier (Duke, '89 [B.A.], '90 [M.A.])
Record at Miami	316-208 (17th season)
Career Record	392-253 (21st season)
Assistant Head Coach	Fitzroy Anthony (Palm Beach Atlantic '08)
Assistant Coach	Beth Dunkenberger (Randolph-Macon '88)
Assistant Coach	Shenise Johnson (Miami '12)
Dir. of Ops / Coord. of Recruiting	Lonnette Hall (CSU-Northridge '94)
Director of Ops / Special Projects	Margie Gill (Florida '03)
Assistant Director of Ops	Morgan Stroman (Miami '13)
Director of Scouting/Analytics	Logan Hogrefe (Ohio State '20)
Creative Content Specialist	Teren Hart (Miami '16)

PROGRAM INFORMATION

PROGRAM HISTORY

First Year of Basketball	1972-73 (50th season)
All-Time Record	822-582 (.586)
All-Time ACC Record	136-141 (.491)
NCAA Tournament Apps.	14 (last, 2019)
Last NCAAT Opponent	Arizona St., 2019 (L, 57-55, 2nd Round)
WNIT Appearances	Six (last, 2014)
Last WNIT Opponent	Stetson, 2014 (L, 70-63, First Round)

TEAM INFORMATION

2020-21 Overall Record	11-11 (12-6 H, 2-8 A, 1-1 N)
ACC Record / Finish	8-10/ T-9th
Players Returning / Lost	8/ 6
Starters Returning / Lost	3/ 2
Newcomers	6

RETURNING STARTERS

	POS	PPG	RPG	APG
Mykea Gray	G	12.6	2.1	2.2
Kelsey Marshall	G	13.2	2.9	1.7
Destiny Harden	F	10.7	5.4	1.3
Naomi Mbandu	F	8.4	4.8	1.6

KEY LOSSES (5.0+ PPG)

	POS	PPG	RPG	APG
Endia Banks (grad/transfer)	G	9.8	4.5	3.1
Taylor Mason (graduation)	G	7.9	4.4	2.1

RETURNING NUMBERS

	AVG	PCT
Points	37.8	.572
Rebounds (includes team rebounds)	16.9	.460
Assists	6.2	.500
Blocks	3.0	.788
Steals	7.9	.908
Starts	68 of 110	.618

THE MATCHUP

• Miami hits the road in a two-day turnaround, taking on the Virginia Cavaliers on Tuesday at John Paul Jones Arena. Tipoff is set for 6 p.m. and the game will air on ACC Network Extra. Fans can also listen to the game on WVUM 90.5.

• Miami and Virginia have not met in over two years as the Cavaliers opted out of the 2020-21 season due to COVID-19. The series between the two teams is knotted at 10, but the Cavaliers came away with a 69-64 victory last time the teams met on Feb. 13, 2020.

LAST TIME OUT

• The Hurricanes dominated the Seminoles from start to finish on Sunday, besting Florida State by 17 points, 76-59. Miami held a double-digit lead for 32 of the 40 minutes. Senior Karla Erjavec had the game of her Miami career on Sunday, tallying a season-best 15 points (5-of-10). The guard added two rebounds and five assists to her stat line to round out a complete performance.

• As a team, Miami shot a season-best 55.1 percent from the field and an electric 52.9 percent (9-of-17) from 3-point range. Graduate student Kelsey Marshall joined Erjavec in double-figures, posting 12 points and knocking down three 3-pointers.

• Freshman Ja'Leah Williams and graduate student Maeva Djaldi-Tabdi also scored in double-figures, recording 12 and 10 points, respectively. Junior Lola Pendande led the Hurricanes on the boards for the seventh time this season, pulling down six rebounds.

SCOUTING THE CAVALIERS

• Virginia is still seeking its first ACC win of the season as it holds a 0-13 ACC record and a 3-20 overall mark. The Cavaliers are 1-9 when playing at home this season, with the only win coming against William & Mary on Dec. 2, a 60-44 victory for Virginia.

• Camryn Taylor paces the Cavaliers in scoring (12.8) this season but she has missed the last nine games. On the boards, Connecticut transfer Mir McLean sits atop the rebounding chart, hauling in 7.2 rebounds per game.

HURRICANE LEADERS

Led Team in Points

	Season	Career
Kelsey Marshall	13	28
Mykea Gray	1	26
Destiny Harden		7
Karla Erjavec	3	3
Maeva Djaldi-Tabdi	3	3
Lola Pendande	3	3
Naomi Mbandu		2
Lashae Dwyer	1	1
Moulayna Johnson Sidi Baba	1	1
Ja'Leah Williams	1	1

Lola Pendande	6	6
Naomi Mbandu		6
Lashae Dwyer	3	3
Moulayna Johnson Sidi Baba		2

Consecutive Games in Double Figures

	Season	Career
Kelsey Marshall	10	10
Mykea Gray		9
Naomi Mbandu		4
Destiny Harden	4	4
Karla Erjavec	2	2
Ja'Leah Williams	2	2

Led Team in Rebounds

	Season	Career
Destiny Harden	1	13
Moulayna Johnson Sidi Baba	5	8
Naomi Mbandu	2	6
Lola Pendande	7	7
Maeva Djaldi-Tabdi	3	3
Ja'Leah Williams	3	3
Mykea Gray	1	3
Kelsey Marshall	1	2
Karla Erjavec	1	1
Jasmyne Roberts	1	1

20-Point Games

	Season	Career
Mykea Gray		14
Kelsey Marshall	3	11
Destiny Harden		3

Double-Figure Rebounding Games

	Season	Career
Destiny Harden		4
Lola Pendande	1	4
Moulayna Johnson Sidi Baba	2	2
Ja'Leah Williams	1	1
Naomi Mbandu		1

Double-Figure Scoring Games

	Season	Career
Kelsey Marshall	19	74
Mykea Gray	2	63
Maeva Djaldi-Tabdi	8	39
Karla Erjavec	6	25
Destiny Harden	5	17
Ja'Leah Williams	7	7

Double-Doubles

	Season	Career
Destiny Harden		3
Naomi Mbandu		1
Lola Pendande	1	4



HOW SWEE(P) IT IS

• For the first time since the 2011-12 season, the Hurricanes swept the Florida State Seminoles in the regular season series. Miami bested Florida State, 59-52, in the first meeting in Tallahassee, Fla., and 76-59 on Sunday at the Watsco Center.

• This was just the fourth sweep of the Seminoles in program history, with the others occurring in 1984-85, 1987-88 and 2011-12. The last time the Hurricanes swept the Seminoles, current Miami assistant coach Shenise Johnson and assistant director of operations Morgan Stroman were playing for the Hurricanes.

A BALANCED ATTACK

• Miami's offense against Florida State was incredibly balanced as the Hurricanes tallied 30 points in the paint, 27 points from beyond the 3-point arc and 19 points from 2-point field goal range.

• Not only that, but the Miami bench also accounted for 20 of the Hurricanes 76 points, led by graduate student Maeva Djaldi-Tabdi at 10. The Hurricanes' reserves have posted 20-plus points in 11 games this season.

3-POINT PARADE

• The Hurricanes have shot the ball exceptionally well from distance over the last two games, knocking down 10 3-pointers at Notre Dame and nine against Florida State. In those two contests, Miami is shooting at a 43.2 percent clip from beyond the arc.

• The Hurricanes tallied a season-best 52.9 shooting percentage against Florida State, its highest percentage from beyond the arc since Feb. 17, 2019, when Miami hit 75 percent of its 3-point shots (6-of-8) against No. 2 Louisville.

MAKING THE EXTRA PASS

• The Hurricanes have been exceptional at making the extra pass in the last three games, dishing an assist on 73 percent (66-of-90) of their shots. As a team, Miami is averaging 13.6 assists per game this season.

• Every game, Miami looks to tally 15 or more assists as the Hurricanes hold a 5-2 record when dishing 15-plus dimes.

BIRTHDAY CANES

• February is full of birthdays for Miami as four players and one staff member have February birthdays:

Name	Date	Age
Morgan Stroman	Feb. 4	31
Moulayna Johnson Sidi Baba	Feb. 8	22
Ja'Leah Williams	Feb. 11	19
Chiso Okafor	Feb. 25	19
Kelsey Marshall	Feb. 26	23

TOUGH ON D

• For the 11th time this season, the Hurricanes held their opponent to under 60 points. Miami is 8-3 when keeping its opponent below 60 points, with the only losses coming to No. 4/6 Indiana, No. 21/24 Duke and at Wake Forest.

• Two Hurricanes currently rank in the top 10 in the conference in steals – Ja'Leah Williams (third, 2.0 spg) and Kelsey Marshall (10th, 1.5).

• As a team, Miami's defense ranks sixth in the ACC in scoring defense, giving up just 60.4 points per game. Five of the six teams that sit above the Hurricanes appear in the Associated Press Top 25.

DIMES ALL DAY

• Senior Karla Erjavec has solidified her place as Miami's best passer this year, posting 69 total assists and 3.1 dimes per game. She has recorded five-plus assists in six games this season and is just one assist away from reaching the 300-career assist mark.

PUT SOME RESPECT ON HER NAME

• Through 22 games this year, freshman Ja'Leah Williams has proven she is one of the top newcomers in the ACC.

• The guard currently ranks in the top five in four statistical categories, one of just two ACC freshmen (Sonia Citron, Notre Dame) who can make that claim.

Category	Rank	Statistic
Steals Per Game	1st	2.3
Rebounding	3rd	4.3
Assists Per Game	3rd	2.0
Scoring	5th	8.0

THE POLLS

Associated Press

Rk.	Team (No. 1 votes)	Rec.	Pts.
1	South Carolina (30)	23-1	750
2	Stanford	21-3	719
3	Louisville	22-2	682
4	NC State	23-3	667
5	Indiana	18-3	622
6	Iowa State	21-3	552
7	Baylor	19-5	539
8	Arizona	18-4	532
9	Michigan	20-4	521
10	UConn	17-5	459
11	LSU	21-4	434
12	Tennessee	21-4	432
13	Maryland	18-6	383
14	Texas	17-6	353
15	Oklahoma	20-4	350
16	Georgia Tech	19-6	302
17	Florida	18-6	251
18	Ohio State	18-4	211
19	Notre Dame	19-6	199
20	BYU	21-2	195
21	Georgia	17-7	155
22	Iowa	16-6	110
23	Virginia Tech	19-6	100
24	North Carolina	19-5	63
25	Florida Gulf Coast	22-2	56

Others receiving votes: Oregon 52, Kansas 18, Princeton 12, Gonzaga 6, Villanova 5, UCF 5, Liberty 4, Toledo 3, Rhode Island 3, DePaul 2, Arizona State 1, IUPUI 1, Nebraska 1

USA Today Coaches Poll

Rk.	Team (No. 1 votes)	Rec.	Pts.
1	South Carolina (31)	21-1	799
2	Stanford (1)	18-3	763
3	Louisville	21-2	733
4	Michigan	20-2	693
5	NC State	21-3	675
6	Indiana	16-3	638
7	Arizona	17-3	600
8	Connecticut	15-4	574
9	Iowa State	20-3	538
10	Tennessee	19-4	447
11	Baylor	17-5	445
12	Maryland	17-6	416
13	Louisiana State	19-4	395
14	Georgia	17-5	373
15	Oklahoma	20-3	349
16	Georgia Tech	18-5	318
17	Texas	15-6	284
18	Brigham Young	19-2	235
19	Notre Dame	18-5	228
20	Florida Gulf Coast	21-1	209
21	Ohio St.	17-4	200
22	North Carolina	18-4	148
23	Florida	17-6	80
24	Iowa	15-6	74
25	Oregon	15-7	41
	Mississippi	18-5	41

Others receiving votes: Kansas State 21; Liberty 20; Central Florida 19; South Florida 10; Rhode Island 7; Virginia Tech 6; Stony Brook 6; Nebraska 4; Drexel 4; Dayton 3; Duke 2; Utah 1; Gonzaga 1

*updated 2/14/22

Team	ACC Rec.	ACC Pct.	Overall Rec.	Overall Pct.	Win Streak
1. NC State	14-1	.933	23-3	.885	W4
2. Louisville	13-1	.929	22-2	.917	W8
3. Virginia Tech	11-3	.786	19-6	.760	W4
4. Georgia Tech	10-4	.714	19-6	.760	W1
5. Notre Dame	10-4	.714	19-6	.760	L1
6. North Carolina	9-5	.643	19-5	.792	L1
7. Boston College	6-7	.462	15-9	.625	L2
8. Miami	6-7	.462	13-10	.565	W1
9. Florida State	6-7	.462	12-11	.522	L1
10. Duke	6-8	.429	15-9	.625	L2
11. Syracuse	4-9	.308	11-12	.478	W2
12. Wake Forest	3-11	.214	13-12	.520	W1
13. Clemson	3-12	.200	9-17	.346	L1
14. Pittsburgh	2-11	.154	11-13	.458	L4
15. Virginia	0-13	.000	3-20	.136	L14



NCAA STATS

Team

Category (Value)	NCAA	ACC
Assist Turnover Ratio (0.78)	192	11
Assists (294)	175	11
Assists Per Game (13.4)	156	11
Blocked Shots (74)	153	14
Blocked Shots Per Game (3.4)	146	12
Fewest Fouls (391)	222	10
Fewest Turnovers (378)	219	8
Field-Goal Percentage (38.4)	253	13
FG Percentage Defense (39.3)	154	11
Free Throw Attempts (305)	279	15
Free Throws Made (205)	294	14
Free-Throw Percentage (67.2)	269	13
Personal Fouls Per Game (17.8)	259	13
Rebound Margin (2.7)	114	11
Rebounds (841)	174	12
Rebounds Per Game (38.23)	116	9
Scoring Defense (60.4)	110	7
Scoring Margin (0.3)	203	12
Scoring Offense (60.7)	250	14
Steals (204)	91	6
Steals Per Game (9.3)	66	4
3-Point FG Defense (29.9)	138	6
3-Point Field Goals Attempted (461)	120	6
3-Point Field Goals Made (133)	163	11
3-Point Field Goals Per Game (6)	144	8
3-Point FG Percentage (28.9)	248	13
Turnover Margin (0.55)	165	8
Turnovers Forced (17.73)	99	5
Turnovers Per Game (17.2)	251	12
Won-Lost Percentage (56.5)	149	9

Individual (Top-75 Nationally)

Category (Value)	NCAA	ACC
------------------	------	-----

3-Point FG Attempted

Kelsey Marshall (172)	18	3
-----------------------	----	---

3-Point FG Made

Kelsey Marshall (57)	39	3
----------------------	----	---

3-Point FG Per Game

Kelsey Marshall (2.59)	34	3
------------------------	----	---

*updated 2/14/22

HIT THE ROAD, CANES

• Miami hits the road again on Tuesday, taking on the Virginia Cavaliers in Charlottesville, Va. The Hurricanes are 3-4 on the road this season, but have dropped the last two road contests. Miami is 222-278 all-time when playing away from the friendly confines of the Watsco Center and 56-81 in conference road games.

FEBRUARY LOVE

• Miami has historically been successful in the month of February, posting a 208-173 (.549) overall record. The Canes sit at 61-66 (.484) in February ACC games and hold a 72-100 (.718) mark when playing February road games.

50 YEARS OF MIAMI WBB

• The 2021-22 season marks the 50th season of women's basketball at Miami. Some highlights from the last 49 seasons include:

- > 29 All-Conference honorees
- > 29 1,000-point scorers
- > 22 postseason berths
- > 17 20-win seasons
- > 14 NCAA Tournaments
- > 11 All-America honorees
- > 7 WNBA players/draftees
- > 3 Conference regular season titles
- > 2 Conference players of the year
- > 1 AP coach of the year



VS. 2021-22 OPPONENTS

OPPONENT	REC.	STRK	LAST MEETING
Ark-Pine Bluff	0-0		
Bethune-Cookman	9-1	W7	W, 85-39 (12/28/17)
Boston College	29-18	W1	W, 77-60 (2/18/21)
Clemson	15-8	W2	W, 68-62 (2/28/21)
Duke	4-15	L1	L, 74-55 (2/9/20)
FAU	18-0	W18	W, 73-61 (12/3/20)
Florida State	16-48	L1	L, 67-59 (2/14/21)
Georgia Tech	17-17	L2	L, 67-56 (2/16/21)
Indiana	2-2	L1	L, 58-45 (12/4/19)
Jackson State	2-1	W2	W, 83-68 (11/10/19)
Jacksonville	1-1	W1	W, 65-36 (12/6/14)
Louisville	2-6	L2	L, 79-76 (1/26/21)
Maryland	5-11	L3	L, 79-71 (11/26/17)
North Carolina	12-14	W2	W, 69-59 (1/10/21)
NC State	11-12	L2	L, 50-48 (2/20/20)
North Florida	6-0	W6	W, 81-39 (11/28/20)
Notre Dame	5-21	L2	L, 71-60 (12/31/20)
Robert Morris	1-0	W1	W, 56-45 (1/3/83)
Pittsburgh	24-9	W7	W, 72-68 (1/21/21)
Stetson	19-4	L1	L, 70-63 (3/20/14)
Syracuse	21-12	L2	L, 99-64 (1/17/21)
Virginia	10-10	L1	L, 69-64 (2/13/20)
Virginia Tech	21-10	L4	L, 72-64 (3/4/21)
Wake Forest	15-10	W1	W, 69-67 (2/25/21)
Washington State	1-0	W1	W, 74-68 (12/21/19)

*All information is as of the start of the 2021-22 season

GAME-BY-GAME BREAKDOWN

Date	Opponent	Site	Time	TV	Jersey	Tip-off	Attend.	Result
11/9	Jackson State	Coral Gables, Fla.	4 p.m.	ACCNX	White	JSU	1,102	W, 72-67
11/12	Bethune-Cookman	Coral Gables, Fla.	7 p.m.	ACCNX	White	UM	1,128	W, 55-43
11/14	Stetson	Coral Gables, Fla.	2 p.m.	ACCNX	White	UM	1,006	W, 54-39
11/18	FAU	Coral Gables, Fla.	6 p.m.	ACCN	White	UM	1,087	W, 56-46
11/25	vs. Washington St.	Nassau, Bahamas	4 p.m.	FloHoops	Green	WSU	351	L, 62-47
11/27	vs. Indiana	Nassau, Bahamas	8 ³⁰ p.m.	FloHoops	White	UM	280	L, 53-51
12/2	at Maryland	College Park, Md.	8 p.m.	B1G Net.	Orange	MD	4,367	L, 82-74
12/5	Tulane	Coral Gables, Fla.	2 p.m.	ACCNX	White	TU	1,246	W, 70-63
12/6	Ark-Pine Bluff	Coral Gables, Fla.	1 p.m.	ACCNX	White	UPAB	1,123	W, 78-65
12/11	Robert Morris	Coral Gables, Fla.	1 p.m.	ACCNX	White	UM	1,609	W, 86-45
12/21	North Florida	Coral Gables, Fla.	3 p.m.	ACCNX	-	PPD	-	PPD
1/6	Wake Forest	Coral Gables, Fla.	7 p.m.	ACCNX	White	UM	1,135	L, 47-46
1/9	NC State	Coral Gables, Fla.	2 p.m.	ACCN	White	NCST	1,873	L, 76-64
1/13	at Clemson	Clemson, S.C.	7 p.m.	ACCNX	Black	CU	408	W, 69-60
1/16	Georgia Tech	Coral Gables, Fla.	2 p.m.	ACCN	White	GT	1,256	W, 46-45
1/18	Duke	Coral Gables, Fla.	2 p.m.	ACCN	White	DU	1,443	L, 58-49
1/20	at Florida State	Tallahassee, Fla.	8 p.m.	RSN	Green	FSU	2,190	W, 59-52
1/23	at Boston College	Chestnut Hill, Mass.	12 p.m.	RSN	Black	BC	914	L, 79-66
1/27	at Wake Forest	Winston-Salem, N.C.	7 p.m.	RSN	Orange	UM	1,690	W, 66-59
2/1	Louisville	Coral Gables, Fla.	7 p.m.	ACCNX	White	UM	1,596	L, 69-66
2/3	Syracuse	Coral Gables, Fla.	7 p.m.	ACCNX	White	UM	1,225	W, 71-65
2/6	at North Carolina	Chapel Hill, N.C.	12 p.m.	ACCN	Pink	UNC	2,759	L, 85-38
2/10	at Notre Dame	South Bend, Ind.	6 p.m.	RSN	White	ND	4,908	L, 69-53
2/13	Florida State	Coral Gables, Fla.	12 p.m.	ACCN	Pink	FSU	2,034	W, 76-59
2/15	at Virginia	Charlottesville, Va.	2 p.m.	ACCNX				
2/17	Pittsburgh	Coral Gables, Fla.	6 p.m.	ACCN				
2/20	at Georgia Tech	Atlanta, Ga.	2 p.m.	ACCNX				
2/24	at Virginia Tech	Blacksburg, VA	6 p.m.	RSN				
2/27	Clemson	Coral Gables, Fla.	4 ³⁰ p.m.	RSN				
3/2-6	ACC Tournament	Greensboro, N.C.	TBA	TBA				



NEW SEASON, NEW TEAM

• While nine of Miami's 14 players are upper-classmen, head coach Katie Meier is working with a new squad as only four have played two full seasons for Meier.

• Graduate student Kelsey Marshall is in her fifth season with Meier, along with senior Mykea Gray, though Gray missed the entire 2020-21 season due to a preseason ACL injury.

• Redshirt senior Destiny Harden and junior Moulayna Johnson Sidi Baba both suited up for the Canes for the first time in 2019-20. The rest of the team are either freshmen, transfers or have faced an injury during their time at Miami.

THE U.N. OF HOOPS

• Miami has the most diverse roster in the ACC, representing six different countries. Nine Hurricanes are from outside the U.S. – Dwyer (Canada), Erjavec (Croatia), Djaldi-Tabdi (France), Mbandu (France), Salgues (France), Okafor (Spain), Pendande (Spain), Fraile Ruiz (Spain) and Johnson Sidi Baba (Sweden).

• Miami ranks second among Power 5 women's basketball teams for most international players, only behind Washington State (10) and is tied for fourth in Division I with USF and Rhode Island. The Canes speak 12 languages - Arabic, Catalan, Creole, Croatian, English, French, German, Italian, Lingala, Mandjaco, Spanish and Swedish.

IT'S A FAMILY TRADITION

Basketball is a family affair for several Canes:

• **Siblings:** Kelsey Marshall's brother, Khyle, was a three-year starter at Butler and made the 2011 NCAA title game.

• **Parents:** Both Karla Erjavec's mother and father played professional basketball in Croatia and her dad served as an assistant coach for the Croatian national team from 2009-11.

• **Cousins:** Jasmyne Roberts has two cousins who played college basketball – Shaneese Bailey suited up for the Canes from 2016-18 and Courtney Williams played at South Florida (2012-16). Williams was drafted eighth overall in the 2016 WNBA Draft and has played for Connecticut, Phoenix and Atlanta.

#FLIGHT22

• The Miami coaching staff inked a top-15 class on National Signing Day. Miami's 2022 recruiting class ranks 12th in the nation according to both espnW HoopGurlz and ASGR Basketball.

• The class is made up of the powerhouse post duo of Kyla Oldacre (6-foot-6) and Lazaria Spearman (6-foot-4) who are ranked No. 25 and No. 30 in the class, respectively, according to espnW HoopGurlz. Oldacre was named to the McDonald's All-American Games on Jan. 26 as one of the nation's top 24 players.

NET TRACKER

MIAMI BY WEEK*

Date	NET
12/6	91
12/13	80
12/20	85
12/27	82
1/3	84
1/10	85
1/17	80
1/24	75
1/31	68
2/7	71
2/14	64
2/21	
2/28	
3/7	

OPPONENT NET RANKING*

Previously Played	NET then	NET now
Jackson State	-	79
Bethune Cookman	-	342
Stetson	-	161
FAU	-	258
Washington State	-	67
Indiana	-	14
Maryland	-	16
Tulane	104	75
UAPB	149	268
Robert Morris	296	262
Wake Forest	59/90	90
NC State	1	2
Clemson	128	115
Georgia Tech	20	22
Duke	38	40
Florida State	52/50	54
Boston College	47	57
Louisville	4	4
Syracuse	79	87
North Carolina	5	5
Notre Dame	14	19

To Be Played	Date	NET now
Virginia	Feb. 15	191
Pittsburgh	Feb. 17	98
Georgia Tech	Feb. 20	22
Virginia Tech	Feb. 24	13
Clemson	Feb. 27	115

* updated 2/14/22

STARTING LINEUPS

Date	Opponent	1	2	3	4	5
11/9	Jackson State	Erjavec	Gray	Marshall	Mbandu	Pendande
11/12	Bethune-Cook.	Erjavec	Gray	Marshall	Mbandu	Pendande
11/14	Stetson	Erjavec	Gray	Marshall	Mbandu	Pendande
11/18	FAU	Erjavec	Gray	Marshall	Mbandu	Pendande
11/25	Washington St.	Erjavec	Gray	Marshall	Mbandu	Pendande
11/27	Indiana	Erjavec	Williams	Marshall	Mbandu	Pendande
12/2	Maryland	Erjavec	Williams	Marshall	Mbandu	Pendande
12/5	Tulane	Erjavec	Williams	Marshall	Mbandu	Pendande
12/6	UAPB	Erjavec	Williams	Marshall	Mbandu	Pendande
12/12	Robert Morris	Erjavec	Williams	Marshall	Mbandu	Pendande
12/21	UNF	PPD	PPD	PPD	PPD	PPD
1/6	Wake Forest	Erjavec	Gray	Marshall	Mbandu	Pendande
1/9	NC State	Erjavec	Williams	Marshall	Mbandu	Pendande
1/13	Clemson	Erjavec	Williams	Marshall	Harden	Pendande
1/16	Georgia Tech	Erjavec	Williams	Marshall	Harden	Pendande
1/18	Duke	Erjavec	Williams	Marshall	Harden	Pendande
1/20	Florida St.	Erjavec	Williams	Marshall	Harden	Pendande
1/23	Boston College	Erjavec	Williams	Marshall	Harden	Pendande
1/27	Wake Forest	Erjavec	Williams	Marshall	Harden	Pendande
2/1	Louisville	Erjavec	Williams	Marshall	Harden	Pendande
2/3	Syracuse	Erjavec	Williams	Marshall	Harden	Pendande
2/6	UNC	Erjavec	Williams	Marshall	Harden	Pendande
2/10	Notre Dame	Erjavec	Williams	Marshall	Harden	Pendande
2/13	FSU	Erjavec	Williams	Marshall	Harden	Pendande
2/15	Virginia					
2/17	Pittsburgh					
2/20	Georgia Tech					
2/24	Virginia Tech					
2/27	Clemson					



THE NUMBERS GAME

SPECIALTY STATS

Date	Opponent	W/L	UM Big		Opp Big		Ties	Chg	UM in			Pts Off TOs		Paint		2nd Ch		Fast Brk		Bench	
			Lead	Lead	Lead	Lead			Tied	UM	Opp	UM	Opp	UM	Opp	UM	Opp	UM	Opp	UM	Opp
11/9	Jackson St.	W	17 (2nd)	2 (1st)	-	-	1	2	38:33	00:15	1:12	8	21	22	36	11	10	11	9	25	19
11/12	Bethune-Cook	W	20 (3rd)	-	-	-	-	-	39:40	-	00:20	13	19	22	18	5	8	7	8	10	6
11/14	Stetson	W	15 (4th)	7 (1st)	5	4	23:09	8:59	7:52	19	9	26	10	10	10	6	0	14	24		
11/18	FAU	W	17 (3rd)	7 (1st)	2	2	31:59	6:46	1:55	26	12	24	18	14	6	6	4	20	8		
11/25	Washington St.	L	1 (3rd)	18 (3rd)	2	2	00:30	37:18	2:12	24	14	22	34	8	12	6	1	13	9		
11/27	Indiana	L	4 (1st)	15 (2nd)	2	5	2:41	35:14	2:05	21	4	30	32	3	4	8	4	6	2		
12/2	Maryland	L	5 (1st)	8 (4th)	16	11	15:38	16:04	8:18	15	13	30	38	7	26	15	12	24	13		
12/5	Tulane	W	9 (4th)	7 (1st)	6	7	17:40	15:05	7:15	13	21	20	24	22	5	6	9	11	12		
12/6	UAPB	W	23 (3rd)	-	-	-	39:09	-	00:51	19	18	42	28	16	2	20	25	19	22		
12/12	Robert Morris	W	41 (4th)	3 (1st)	3	6	34:42	3:36	1:42	22	18	48	16	29	5	13	10	48	4		
12/21	UNF		PPD				PPD					PPD				PPD					
1/6	Wake Forest	L	5 (1st)	19 (2nd)	2	5	4:56	33:40	1:24	12	9	24	20	8	11	12	0	20	6		
1/9	NC State	L	5 (1st)	14 (4th)	1	6	5:42	33:30	00:48	10	16	22	30	7	8	5	6	32	29		
1/13	Clemson	W	13 (3rd)	5 (1st)	5	9	23:29	12:33	3:58	30	19	40	34	6	4	6	11	24	10		
1/16	Georgia Tech	W	9 (3rd)	4 (1st)	3	2	6:24	31:03	2:33	14	12	26	24	5	14	4	2	16	3		
1/18	Duke	L	9 (4th)	2 (1st)	3	3	2:16	34:13	3:31	7	13	24	24	4	5	9	12	22	10		
1/20	Florida St.	W	8 (4th)	10 (2nd)	7	11	23:33	14:11	2:16	14	17	8	16	14	5	7	8	15	22		
1/23	Boston College	L	3 (3rd)	15 (4th)	5	8	3:55	32:41	3:24	19	16	28	34	8	18	8	2	10	12		
1/27	Wake Forest	W	9 (4th)	4 (4th)	9	10	21:16	13:17	5:27	11	9	30	16	9	19	22	5	15	16		
2/1	Louisville	L	9 (4th)	8 (2nd)	5	15	19:11	18:19	2:30	18	19	28	28	8	13	13	0	18	4		
2/3	Syracuse	W	16 (3rd)	-	-	-	39:22	-	00:38	11	12	42	16	8	9	14	2	30	3		
2/6	UNC	L	-	47 (4th)	-	-	39:32	-	00:28	21	8	32	20	21	1	15	5	22	11		
2/10	Notre Dame	L	2 (1st)	22 (4th)	1	2	3:03	36:27	00:30	12	28	16	34	7	12	9	8	13	8		
2/13	Florida St.	W	22 (4th)	2 (1st)	1	3	38:53	00:29	00:38	35	13	30	20	8	4	16	5	20	20		
2/15	Virginia																				
2/17	Pittsburgh																				
2/20	Georgia Tech																				
2/24	Virginia Tech																				
2/27	Clemson																				

QUARTER-BY-QUARTER BREAKDOWN

Quarter	PTS	Opp PTS	Margin	FG%	Opp FG%	3FG%	Opp 3FG%	FT%	Opp FT%	REB	AST	TO	STL	BLK
First	355	373	-18	.383	.399	.276	.355	.705	.720	227	76	110	48	23
Second	352	320	+32	.388	.405	.293	.274	.541	.636	207	88	103	64	19
Third	374	356	+18	.407	.411	.297	.314	.705	.733	197	89	85	62	20
Fourth	331	339	-7	.381	.377	.316	.294	.701	.667	220	66	100	45	13
Overtime	-	-	-	-	-	-	-	-	-	-	-	-	-	-

MONTH-BY-MONTH BREAKDOWN

Month	Record	PPG	Opp PPG	Margin	FG%	Opp FG%	3FG%	Opp 3FG%	RPG	APG	SPG	BPG
November	4-2	55.8	51.7	+4.2	.332	.358	.259	.269	40.0	11.8	10.0	3.8
December	3-1	77.0	63.8	+13.3	.468	.392	.330	.257	40.3	17.3	10.3	2.8
January	4-4	58.1	59.5	-1.4	.392	.405	.293	.317	36.0	11.6	9.4	3.6
February	2-3	60.8	69.4	-8.6	.392	.424	.327	.336	35.0	16.0	8.0	2.4
March												



MIAMI HURRICANES ROSTER

NUMERICAL

#	NAME	POS.	HT.	CL.	HOMETOWN / HS / LAST SCHOOL
0	Kenza Salgues	G	5-9	Jr.	Montpellier, France / INSEP
1	Moulayna Johnson Sidi Baba	G/F	6-1	Jr.	Stockholm, Sweden / Solna Gymnasium
3	Destiny Harden	F	6-0	Gr.	Chicago, Ill. / Morgan Park / West Virginia
4	Jasmyne Roberts	G	5-10	Fr.	Jacksonville, Fla. / Bishop Kenny
5	Mykea Gray	G	5-4	Sr.	Upper Marlboro, Md. / National Christian Academy
12	Ja'Leah Williams	G	5-9	Fr.	Pompano Beach, Fla. / Blanche Ely
13	Lashae Dwyer	G	5-8	Fr.	Toronto, Ontario, Canada / Webb School
20	Kelsey Marshall	G	5-9	Gr.	Davie, Fla. / Miami Country Day School
21	Lola Pendande	F	6-4	Jr.	Almeria, Spain / Ribet Academy / Utah
22	Chiso Okafor	F	6-1	Fr.	Mataró, Spain / IES Llavaneres
23	Paula Fraile Ruiz	F	6-4	So.	Barcelona, Spain / Insitut Joaquim Blume
25	Karla Erjavec	G	5-10	Sr.	Zagreb, Croatia / Sport Gymnasium / Wyoming
33	Maeva Djaldi-Tabdi	F	6-4	Gr.	Paris, France / Jean Moulin / Syracuse
35	Naomi Mbandu	F	6-2	Sr.	Amiens, Frances / INSEP / Gulf Coast State College

ALPHABETICAL

#	NAME	POS.	HT.	CL.	HOMETOWN / HS / LAST SCHOOL
33	Maeva Djaldi-Tabdi	F	6-4	Gr.	Paris, France / Jean Moulin / Syracuse
13	Lashae Dwyer	G	5-6	Fr.	Toronto, Ontario, Canada / Webb School
25	Karla Erjavec	G	5-10	Sr.	Zagreb, Croatia / Sport Gymnasium / Wyoming
23	Paula Fraile Ruiz	F	6-4	So.	Barcelona, Spain / Insitut Joaquim Blume
5	Mykea Gray	G	5-4	Sr.	Upper Marlboro, Md. / N'tl Christian Academy
3	Destiny Harden	F	6-0	Gr.	Chicago, Ill. / Morgan Park / West Virginia
1	Moulayna Johnson Sidi Baba	G/F	6-1	Jr.	Stockholm, Sweden / Solna Gymnasium
20	Kelsey Marshall	G	5-9	Gr.	Davie, Fla. / Miami Country Day School
35	Naomi Mbandu	F	6-2	Sr.	Amiens, Frances / INSEP / Gulf Coast State College
22	Chiso Okafor	F	6-1	Fr.	Mataró, Spain / IES Llavaneres
21	Lola Pendande	F	6-4	Jr.	Almeria, Spain / Ribet Academy / Utah
4	Jasmyne Roberts	G	5-10	Fr.	Jacksonville, Fla. / Bishop Kenny
0	Kenza Salgues	G	5-9	Jr.	Montpellier, France / INSEP
12	Ja'Leah Williams	G	5-9	Fr.	Pompano Beach, Fla. / Blanche Ely

BASKETBALL STAFF

Head Coach: Katie Meier (Duke '89 [B.A.] & '90 [M.A.], 17th season)
Assistant Head Coach: Fitzroy Anthony (Palm Beach Atlantic '08, seventh season)
Assistant Coach: Beth Dunkenberger (Randolph-Macon '88, first season)
Assistant Coach: Shenise Johnson (Miami '12, first season)
Director of Ops. / Recruiting: Lonnelle Hall (CSU-Northridge '94, 15th season)
Director of Ops. / Special Projects: Margie Gill (Florida '03, eighth season)
Assistant Director of Ops.: Morgan Stroman (Miami '13, third season)
Director of Scouting / Analytics: Logan Hogrefe (Ohio State '20, first season)
Creative Content Specialist: Teren Hart (Miami '16, first season)
Strength Coach: Brandon Kuhn (Angelo State '06, second season)
Athletic Trainer: Silver Harris (Miami '18, first season)

PRONUNCIATION GUIDE

NAME	FIRST	LAST	HOMETOWN
Lashae Dwyer	luh-SHAY	dw-EYE-ur	
Maeva Djaldi-Tabdi	my-EH-vah	zsj-ALL-dee TAHB-dee	
Karla Erjavec	CAR-lah	AIR-yeh-vets	ZAH-greb
Paula Fraile Ruiz	PAWL-uh	FRY-leh Roo-eez	
Mykea Gray	My-KEY-uh		
Naomi Mbandu	ny-OH-me	em-bahn-DOO	ah-mee-EN
Katie Meier		MY-urr	
Chiso Okafor	CHEE-so	oh-kah-FOR	mah-tah-ROH
Lola Pendande		pen-DAHN-day	
Kenza Salgues		SAHL-guh	MOHN-pill-ee-AY
Moulayna Johnson Sidi Baba	Moo-LAY-nah	See-dee Bah-bah	
Ja'Leah Williams	juh-LEE-ah		

CLASS BREAKDOWN

Freshmen 4

Lashae Dwyer
 Chiso Okafor
 Jasmyne Roberts
 Ja'Leah Williams

Sophomores 1

Paula Fraile Ruiz

Juniors 3

Lola Pendande
 Kenza Salgues
 Moulayna Johnson Sidi Baba

Seniors 3

Karla Erjavec
 Mykea Gray
 Naomi Mbandu

Graduate 3

Maeva Djaldi-Tabdi
 Destiny Harden
 Kelsey Marshall

GEOGRAPHIC BREAKDOWN

Canada 1

Lashae Dwyer

Croatia 1

Karla Erjavec

Florida 3

Kelsey Marshall
 Jasmyne Roberts
 Ja'Leah Williams

France 3

Maeva Djaldi-Tabdi
 Naomi Mbandu
 Kenza Salgues

Maryland 1

Mykea Gray

Illinois 1

Destiny Harden

Spain 3

Paula Fraile Ruiz
 Chiso Okafor
 Lola Pendande

Sweden 1

Moulayna Johnson Sidi Baba



last time it happened

RECORD WHEN

At home	10-4
On the road	3-4
Neutral site	0-2
Scoring 90-plus points	0-0
Scoring 80-plus points	1-0
Scoring 70-plus points	6-1
Scoring 60-plus points	6-4
Scoring under 60 points	5-6
Allowing under 60 points	7-4
Allowing under 50 points	5-1
Allowing under 40 points	1-0
Leading at halftime	11-1
Trailing at halftime	2-6
Tied at halftime	0-3
Outrebounding opponent	11-2
Outrebounded by opponent	2-8
Rebounds tied	0-0
Higher field goal percentage	11-1
Lower field goal percentage	2-8
Field goal percentage tied	0-1
Fewer turnovers	3-5
More turnovers	8-4
Turnovers tied	2-1
40-plus field goal percentage	7-3
Under 40 field goal percentage	6-7
30-plus 3-point field goal percentage	7-4
Under 30 3-point field goal percentage	6-6
90-plus free throw percentage	2-0
80-plus free throw percentage	3-2
70-plus free throw percentage	4-4
Under 70 free throw percentage	8-6
20-plus 3-point attempts	9-4
Under 20 3-point attempts	4-6
More free throw attempts	3-5
Fewer free throw attempts	10-5
Free throw attempts tied	0-0
More made free throws	5-5
Fewer made free throws	7-4
Made free throws tied	1-1
40-plus free throw attempts	0-0
30-plus free throw attempts	0-0
20-plus free throw attempts	1-0
Under 20 free throw attempts	12-10
20-plus turnovers forced	6-3
15-plus turnovers forced	9-8
10-plus turnovers forced	11-8
Under 10 turnovers forced	0-0
15-plus turnovers	11-5
Under 15 turnovers	2-5
20-plus assists	2-0
15-plus assists	6-2
Under 15 assists	7-8
More 3-pointers made	7-5
Fewer 3-pointers made	5-4
3-pointers made tied	1-1
One possession games	1-3
Final margin 10 or more points	7-5
Final margin fewer than 10 points	6-5
Final margin fewer than 5 points	1-3
Overtime game	0-0
With a 30-point scorer	0-0
With a 20-point scorer	1-2
With a 10-plus rebounder	3-1
Versus ranked opponents	1-7
Wearing white jerseys	9-5
Wearing orange jerseys	1-1
Wearing green jerseys	1-1
Wearing black jerseys	1-1
Wearing pink jerseys	1-2
On Sundays	5-3
On Mondays	1-0
On Tuesdays	1-2
On Wednesdays	0-0
On Thursdays	5-4
On Fridays	1-0
On Saturdays	0-1
Day games	7-5
Night games	6-5

MIAMI INDIVIDUAL

Scored 20-29 points	Kelsey Marshall (21) at Florida State (1/20/22)
Scored 30-39 points	Beatrice Mompremier (31) at [19/20] DePaul (11/23/19)
Scored 40+ points	Renee Taylor (42) at Houston (12/19/05)
Consecutive 20-point games	Kelsey Marshall (20 vs. [4/6] Indiana, 24 vs. [8/8] Maryland) (11/27-12/2/21)
Made 10-14 field goals	Destiny Harden (11) vs. Virginia Tech (3/4/21)
Made 15+ field goals	Tamara James (17) vs. Fairfield (12/28/04)
Made six 3-point field goals	Kelsey Marshall (6) at [18/19] Notre Dame (2/10/22)
Made seven-plus 3-point field goals	Kelsey Marshall (7) at Virginia (2/13/20)
Made 10-14 free throws	Emese Hof (11) at [13/14] Syracuse (1/23/19)
Made 15+ free throws	Desma Thomas (16) vs. Georgetown (2/25/97)
Had 15-19 rebounds	Moulayna Johnson Sidi Baba (16) vs. Syracuse (2/3/22)
Had 20+ rebounds	Beatrice Mompremier (22) vs. [22/20] Arizona State (3/24/19)
Had 10+ assists	Laura Cornelius (10) at [13/14] Syracuse (1/23/19)
Had 5-9 steals	Destiny Harden (5) at [18/19] Notre Dame (2/10/22)
Had 5+ blocks	Brianna Jackson (5) at [14/14] Florida State (1/26/20)
Had a double-double	Lola Pendande (10 pts, 15 reb) vs. Robert Morris (12/12/21)
20 points and 20 rebounds	Beatrice Mompremier (24 pts, 21 reb) vs. [11/11] Marquette (11/15/18)

MIAMI TEAM

Scored 80-89 points	86 vs. Robert Morris (12/12/21)
Scored 90-99 points	90 vs. Vanderbilt (12/20/18)
Scored 100+ points	103 vs. Florida A&M (12/28/18)
Scored 100+ points in a conference game	100 vs. North Carolina (1/26/17)
Had 50-59 rebounds	53 vs. Syracuse (2/3/22)
Made 30-34 field goals	30 at Clemson (1/13/22)
Made 35-39 field goals	35 vs. Robert Morris (12/12/21)
Made 40+ field goals	41 vs. UL-Monroe (12/16/11)
Made 10-14 3-point field goals	10 at [18/19] Notre Dame (2/10/22)
Made 15+ 3-point field goals	16 vs. Alabama (12/21/18)
Made 20-29 free throws	28 vs. FAU (12/3/20)
Made 30 free throws	34 vs. Boston College (1/27/19)
Dished 20-25 assists	21 vs. Syracuse (2/3/22)
Dished 25-29 assists	26 vs. Alabama (12/21/18)
Dished 30+ assists	30 vs. Prairie View A&M (11/17/11)
Recorded 15-19 steals	16 vs. Syracuse (1/12/19)
Recorded 20+ steals	22 vs. North Carolina (2/8/12)
Posted 10+ blocks	10 vs. NC A&T (11/22/19)
Four players with 10+ points	Djaldi-Tabdi (10), Erjavec (15), Marshall (12), Williams (12) at FSU (2/13/22)
Five players with 10+ points	Erjavec (11), Harden (10), Marshall (10), Pendande (13), Williams (12) at Boston College (1/23/21)
Two players with 20+ points	Endia Banks (23), Beatrice Mompremier (20) vs. IUPUI (11/17/19)
Two players with double-figure rebounds	Emese Hof (12), Beatrice Mompremier (10) vs. FGCU (3/22/19)
Two players with double-doubles	Mompremier (21 pts, 10 reb), Hof (10 pts, 12 reb) vs. FGCU (3/22/19)
Won by 30-39 points	30 vs. Virginia Tech (2/25/18)
Won by 40-49 points	41 vs. Robert Morris (12/12/21)
Won by 50+ points	51 at FIU (11/6/18)
Won in overtime	54-49 (OT) vs. Georgia Tech (1/30/20)
Lost in overtime	72-67 (OT) vs. Florida State (3/6/14)
Defeated a ranked opponent	46-45 vs. [15/16] Georgia Tech (1/16/22)
Lost to a ranked opponent	69-53 at [18/19] Notre Dame (2/10/22)
Defeated a top 6-10 opponent	56-54 vs. [8/12] Florida State (3/3/17)
Lost to a top 6-10 opponent	82-74 at [8/8] Maryland (12/2/21)
Defeated a top-5 opponent	79-73 at [2/2] Louisville (2/17/19)
Lost to a top-5 opponent	vs. [4/4] Louisville (2/1/22)

MIAMI OPPONENT

Scored 80-89 points	85 at [24/23] North Carolina (2/6/22)
Scored 90-99 points	99 at [24/21] Syracuse (1/17/21)
Scored 100+ points	105 vs. [13/12] Florida State (1/11/18)
Won by 30-39 points	35 at [24/21] Syracuse (1/17/21)
Won by 40-49 points	47, at [24/23] North Carolina (2/6/22)
Won by 50+ points	58 vs. [1/1] Maryland (1/10/07)
Individual scored 30-39 points	Paris Kea (31) vs. North Carolina (2/4/18)
Individual scored 40+ points	Monique Currie (43) vs. Duke (2/19/06)
Individual had 15-19 rebounds	Angel REese (15) at [8/8] Maryland (12/2/21)
Individual had 20+ rebounds	Crystal Langhorne (22) vs. Maryland (2/17/05)
Individual had 10+ assists	Arsula Clark (10) vs. Tulane (12/5/21)
Individual had 5+ steals	Taylor Koenen (5) at North Carolina (1/16/20)
Individual had 5+ blocks	Khadijah Brown (5) vs. Arkansas-Pine Bluff (12/6/21)



HEAD COACH KATIE MEIER

17TH SEASON | DUKE, 1989 (B.A.) | DUKE, 1990 (M.A.)

Career Record: 392-253 | UM Record: 316-208 | ACC Record: 132-131

Katie Meier completed her 16th season at the helm of the Hurricanes' women's basketball program in 2020-21. A well-known and respected figure in women's basketball with 20 years of head coaching experience, Meier has worked tirelessly to put her mark on Miami's program and to build a winning tradition.

In her 16 seasons leading the Canes, Meier has amassed nine 20-win seasons and coached the team to 11 postseason appearances, including 10 straight from 2009-2019. Meier is one win away from becoming the all-time winningest head coach in Miami basketball history and the Canes have not finished below .500 since 2009.

Through the 2020-21 campaign, Meier boasts a career record of 379-243 and holds a 303-198 mark during her time heading up the Miami program.

Honors and Accolades

Meier has been recognized for her coaching success numerous times throughout her career. From being named a co-recipient of the 2013 USA Basketball National Coach of the Year award following a 9-0 record and gold medal at the 2013 FIBA U19 World Championship, to being inducted into the University of Miami Sports Hall of Fame in 2017, Meier's name has become synonymous with elite basketball.

One of the most prestigious honors bestowed on Meier came at the conclusion of the 2010-11 season when she was named the Associated Press National Coach of the Year - sharing the award with Connecticut's Geno Auriemma and Stanford's Tara VanDerveer. That season, Meier led the Hurricanes into the NCAA tournament for the first time since 2004 and coached the Canes to their first NCAA Tournament win since 1993.

The Canes entered the 2010-11 season with high internal expectations, but were picked eighth in the Preseason ACC Poll. Miami exceeded all outside expectations posting a perfect 20-0 record inside BankUnited Center and finished conference play with a 12-2 record, earning their first regular season conference title since joining the league in 2004. As a result, Meier was named the ACC Coach of the Year and later would be selected as the WBCA/RUSSELL ATHLETIC Region 2 Coach of the Year, as voted on by her peers.

During the 2011-12 season, Meier coached the Canes to their highest ranking in program history at No. 5. Miami went undefeated at home for the second consecutive season, pushing the home win streak to 40 games.

Six coaches who have been assistants for Meier during her head coaching career have gone on to earn Division I head coaching positions: Octavia Blue (Kennesaw State), Lynn Bria (Stetson), Amanda Butler (Florida and Clemson), Darrick Gibbs (North Florida), Carolyn Kieger (Penn State) and Stephanie McCormick (Western Carolina).

All About the Players

Meier has developed Miami into a program committed to its players and said players have flourished over the last 15 years.

Five All-Americans have emerged under Meier's tutelage: Tamara James (2006), Shenise Johnson (2011, 2012), Riquna Williams (2011, 2012), Adrienne Motley (2016) and Beatrice Mompremier (2019, 2020).

All five of those players were drafted into the WNBA following their time at Miami, most recently being Mompremier who was selected 20th overall by the Los Angeles Sparks in the 2020 WNBA Draft. In total, Meier has coached 24 players that have gone on to play professionally, whether that is in the WNBA or overseas.

Under Meier's direction, 12 players have earned All-ACC Team postseason accolades, including Shenise Johnson who earned ACC Player of the Year (2011). Five Canes have been tabbed to the ACC All-Defensive Team, while four rookies have made an appearance on the ACC All-Freshman Team. Emese Hof ('18), earned the first ACC Most Improved Player for Miami in program history.

Meier's players have also excelled in the classroom as 12 players have earned a spot on the ACC All-Academic team, with four players earning multi-year bids. Additionally, Miami has placed someone on the ACC Honor Roll in 15 of Meier's 15 seasons.

A New Era

Hired April 19, 2005, Meier was appointed by then-Miami AD Paul Dee in front of national and local media, fans, alumni and support staff, signifying the beginning of a new era.

Following an unprecedented career as one of the greatest athletes to ever play in the Atlantic Coast Conference, Meier quickly established herself in the coaching ranks. Following an impressive four-year tenure as the head coach at Charlotte where she helped bring the 49er program into national prominence, Meier made it clear that her goal was to make Miami one of the premier women's basketball programs in the country.

Creating a Winning Program

In her first season, Meier wasted little time in making the first steps towards those goals. The Hurricanes posted an impressive overall record of 17-13 and earned a berth into the second round of the 2006 WNIT. Standout Tamara James produced one of the greatest seasons ever seen by a UM player, becoming Miami's all-time leading scorer. James was selected with the eighth overall pick in the 2006 WNBA Draft by the Washington Mystics.

Over the next two years, the Hurricanes continued to develop under Meier's direction. Miami's Renee Taylor emerged as the ACC's leading scorer in 2006-07, while Maurita Reid finished the 2007-08 campaign with 110 steals (second in the ACC and fifth in the NCAA).

MEIER'S CAREER

Assistant Coach	
1993-94	UNC Asheville
1994-99	Tulane
Associate Head Coach	
1999-2001	Tulane
Head Coach	
2001-05	Charlotte
2005-pres.	Miami

EDUCATION

Wheaton Central High School, 1985
 Duke University, 1989
 B.A. English (Literature)
 Duke University, 1990
 M.A. English (Teaching English)

NCAA APPEARANCES

2003 - Charlotte - First Round
 2011 - Miami - Second Round
 2012 - Miami - Second Round
 2013 - Miami - First Round
 2015 - Miami - Second Round
 2016 - Miami - First Round
 2017 - Miami - Second Round
 2018 - Miami - First Round

WNIT APPEARANCES

2004 - Charlotte - Second Round
 2005 - Charlotte - First Round
 2006 - Miami - Second Round
 2010 - Miami - Finals
 2014 - Miami - First Round

PLAYING CAREER

Wheaton Central High School, 1981-85
 Duke University, 1985-90
 BBC Mini-Flat Waregem (Belgium), 1990-93

MISCELLANEOUS

ACC Rookie of the Year, 1986
 GTE Academic All-American, 1988
 First Team All-ACC, 1990
 Kodak/WBCA District All-American, 1990
 Duke Hall of Honor Inductee, 2002
 ACC 50th Anniversary Team, 2002
 C-USA Coach of the Year, 2003
 WBCA Regional Coach of the Year, 2003
 ACC Legend, 2006
 Wheaton Central HS HOF Inductee, 2009
 ACC Coach of the Year, 2011
 WBCA Region 2 Coach of the Year, 2011
 AP National Coach of the Year, 2011
 USA Basketball Coach of the Year, 2013
 UM Sports HOF Inductee, 2017



With the No. 21-ranked incoming recruiting class, Meier and the Hurricanes saw significant improvement during the 2008-09 season. The freshman class was highlighted by McDonald's All-American Shenise Johnson of Henrietta, N.Y., and Riquana Williams from nearby Pahokee, Fla. Under Meier's guidance, Johnson was named the ACC Rookie of the Week on three occasions and was named to the ACC All-Freshmen team as well as ACC Honorable Mention. The versatile guard/forward also led the U19 USA team to a gold medal finish in the 2009 World Championships in Bangkok, Thailand.

The 2009-10 season was one of the most successful in program history. Under Meier's vision, the Hurricanes advanced to the WNIT Championship game. Miami posted a 22-14 overall record - the first 20-win campaign since the 2002-03 season and just the eighth all-time in history. In her sophomore season, Johnson was named first team All-ACC, while a healthy Riquana Williams garnered second-team honors. The tandem led Miami to a 5-1 WNIT record - the deepest postseason run in team history, with both earning all-tournament honors along the way.

Following the success of the 2009-10 campaign, Meier signed a contract extension through 2015 and the Hurricanes continued their rise in the ACC. Miami earned a conference regular season title in 2010-11 and returned to the NCAA Tournament for the first time in seven seasons. Johnson was named to four different All-America squads and became the second player in program history to be named the conference player of the year (Frances Savage - BIG EAST - 1992). Williams, along with Johnson, was named First Team All-ACC and was the conference scoring leader, posting 21.7 points per game.

Miami's dominance continued into the 2011-12 season. The Canes finished second in the conference standings with a record of 14-2 and were 26-6 overall, earning a No. 3 seed in the NCAA Tournament.

Seniors Shenise Johnson and Riquana Williams continued to shine in the ACC as the duo were second and third in the league in scoring and each were again named First Team All-ACC. Johnson was also named to the All-ACC Defensive Team for the third consecutive season and earned a place on five different All-America teams, including the WBCA squad for the second straight year. Williams earned AP All-America third team recognition in her final collegiate campaign as well.

After reaching the WNIT in 2014, Meier guided the Hurricanes back to the NCAA Tournament in 2015 and the 11th-seeded Hurricanes defeated No. 6 seed Washington in the first round, before dropping their second round matchup against third-seeded Iowa, the host school.

Earlier in the 2014-15 season, Meier also led the Hurricanes to the program's first win over a team in the top four of the AP Poll. They defeated No. 4/4 Notre Dame, 78-63, the Fighting Irish's only loss in their first two years in the ACC. Sophomore guard Adrienne Motley went on to be named a consensus First Team All-ACC pick after averaging 16.9 points on 49.2 percent shooting. Meier also earned her 250th career win during the season.

In 2015-16, Meier led Miami to a 24-9 record to tie for the fifth-most wins in a season in program history. Miami received a No. 5 seed the NCAA Tournament and made its fifth appearance in the field in the past six years. The 2015-16 campaign also saw the Hurricanes beat both Duke and North Carolina in the same year for the first time. The victory at North Carolina was good for the 200th of Meier's tenure at Miami. Adrienne Motley was also tabbed as a consensus First Team All-ACC honoree for the second straight year, in addition to garnering WBCA All-America Team Honorable Mention recognition.

In 2016-17, Meier guided the Hurricanes to a second straight 24-9 record. In the quarterfinals of the ACC Tournament, Miami again defeated a Florida State team ranked in the top 10, downing the No. 8/12 Seminoles, 56-54, to earn back-to-back semifinal appearances for the first time. The Hurricanes beat four top-25 teams, defeating three ranked teams - two of which were in the top 10 - away from home for the first time in the ACC era. Miami earned a No. 4 seed in the NCAA Tournament, hosting the first two rounds of play, and reached the second round for the fourth time in seven years.

Adrienne Motley and Jessica Thomas were both Second Team All-ACC picks in 2016-17, with Motley becoming Miami's fifth WNBA Draft pick. In addition, Motley, Thomas and Keyona Hayes formed the second Miami teammate trio to all reach 1,000 points and each signed a WNBA contract, the first time three Hurricanes in the same class did so.

Despite losing many talented players to graduation and injuries, Meier led the Hurricanes to a 21-11 finish in 2017-18 and surpassed 250 wins in her tenure with the program. Erykah Davenport, a Second Team All-ACC honoree, and Keyanna Harris became the first Miami seniors to make four straight NCAA Tournaments. Miami had two freshman all-league honorees for the first time since 1992-93 in the BIG EAST, as Mykea Gray and Kelsey Marshall both made the cut.

In 2018-19, Meier guided her team to a 10th consecutive postseason appearance, including an eighth trip to the NCAA Tournament in the last nine years and fifth straight NCAA Tournament bid. Miami also reached 20-plus wins for the ninth time in 10 years and double-digit ACC victories for the seventh time in nine years.

Establishing Her Legacy as a Player

Meier's success as a coach is a direct reflection of her playing career as a standout at Duke University. A four-year letter winner for the Blue Devils under head coach Debbie Leonard from 1986-90, Meier's name is scattered throughout the Duke record books.

She currently ranks among the school's all-time career leaders in scoring average (16.2 points per game), steals (232), free throws made (447) and free throws attempted (624). She is also listed among Duke's leaders in career points (1,761), field goals made (653), field goals attempted (1,283), assists (409) and rebounding average (6.1 rebounds per game).

Meier wasted no time making her mark at Duke, earning ACC Rookie of the Year and Basketball Yearbook Freshman All-America honors in 1986. Meier injured her knee in 1988 during her junior season and ultimately missed the entire 1988-89 campaign while recovering.

Meier returned to Duke for her senior season in 1990 without missing a beat, earning Kodak/WBCA District 2 All-America and All-ACC first team accolades while being named the Blue Devils' most valuable player.

In 2002, Meier was honored by Duke for her efforts as a player when she was named to the inaugural induction class in the Blue Devils' Hall of Honor. That same year, Meier was named to the ACC's 50th Anniversary Team. In 2006, she was once again honored by the conference when she was named an ACC Legend at the 2006 ACC Women's Basketball Tournament.

Meier's success on the court was only outdone by her accomplishments in the classroom. She was named to the Dean's List from 1986-88. In 1988 she also earned GTE Academic All-America Second Team honors.

After receiving a bachelor's degree in English with cum laude honors in 1989, Meier went on to earn a master's degree in teaching English from Duke in 1990.

Following her career at Duke, Meier moved overseas to play three seasons with BBC Mini-Flat Waregem in Belgium from 1990-93. There, she helped lead her team to three First Division regular season titles and one Belgian Cup Championship. While in Belgium, Meier also spent time teaching classes of conversational English while coaching teams of 15- to 17-year-olds.

A native of Wheaton, Ill., Meier graduated from Wheaton Central High School in 1985 and in October 2009 was inducted into her high school's athletic hall of fame.

MEIER YEAR-BY-YEAR

Year	School	Overall	Conf.		Post-Season
		W-L	W-L	Finish	
2001-02	Charlotte	16-13	7-7	t-7	
2002-03	Charlotte	21-9	12-2	1	NCAA 0-1
2003-04	Charlotte	17-14	8-6	7	WNIT 1-1
2004-05	Charlotte	22-9	9-5	t-5	WNIT 0-1
2005-06	Miami	17-13	6-8	6	WNIT 1-1
2006-07	Miami	11-19	2-12	11	
2007-08	Miami	9-21	2-12	12	
2008-09	Miami	13-17	2-12	t-10	
2009-10	Miami	22-14	4-10	t-10	WNIT 5-1
2010-11	Miami	28-5	12-2	t-1	NCAA 1-1
2011-12	Miami	26-6	14-2	2	NCAA 1-1
2012-13	Miami	21-11	11-7	t-4	NCAA 0-1
2013-14	Miami	16-15	8-8	8	WNIT 0-1
2014-15	Miami	20-13	8-8	8	NCAA 1-1
2015-16	Miami	24-9	10-6	t-5	NCAA 0-1
2016-17	Miami	24-9	10-6	7	NCAA 1-1
2017-18	Miami	21-11	10-6	t-6	NCAA 0-1
2018-19	Miami	25-9	12-4	4	NCAA 1-1
2019-20	Miami	15-15	7-11	t-11	-
2020-21	Miami	11-11	8-10	-	-
2021-22	Miami	13-10	6-7	-	-
	Overall	392-253	169-150	12-14	



G • Kenza Salgues

Jr. • 5-9 • Montpellier, France

- Will miss the 2021-22 season with a lower body injury
- Appeared in 25 games for the Canes in 2019-20
- Led all freshmen in 3-pointers made with 11 in 2019-20
- Ranked the No. 20 international player in the 2018 class by ProspectsNations.com
- Has represented France at multiple FIBA events, including the U18 Women's European Championship (Division A) in Udine, Italy
- Graduated from INSEP, a French training institute for the nation's elite athletes between 15-18 (alums include Tony Parker and Clint Capela)

0

PLAYER HIGHS

Minutes

21-22
Career..... 24, vs. Florida State (1/5/20)

Points

21-22
Career..... 7, vs. UNCA (12/20/19)

Field Goals Made

21-22
Career..... 2, 3x, last at Virginia (2/13/20)

Field Goals Attempted

21-22
Career..7, 2x, last vs. Florida State (1/5/20)

3-Point Field Goals Made

21-22
Career..... 2, 3x, last at Virginia (2/13/20)

3-Point Field Goals Attempted

21-22
Career..7, 2x, last vs. Florida State (1/5/20)

Free Throws Made

21-22
Career..... 2, vs. Binghamton (12/17/19)

Free Throws Attempted

21-22
Career..... 2, 2x, last vs. UNCA (12/20/19)

Rebounds

21-22
Career..2, 3x, last vs. Florida State (1/5/20)

Assists

21-22
Career..... 2, vs. UNCA (12/20/19)

Blocks

21-22
Career.....

Steals

21-22
Career.....

Double-Doubles

21-22
Career.....

Double-Digit Game

21-22
Career.....

2021-22 game-by-game

CAREER STATS

SEASON	TEAM	GP-GS	MIN/AVG	Field Goals		3-Point		F-Throws		Rebounds				Scoring						
				FG-FGA	FG%	3FG-3FGA	3FG%	FT-FTA	FT%	OFF	DEF	TOT	AVG	PF-FO	A	TO	BLK	STL	PTS	AVG
2019-20	Miami	25-0	205/8.2	11-49	.224	11-46	.239	4-6	.667	1	12	13	0.5	10-0	9	18	0	0	37	1.5
2020-21	Miami	4-0	12/3.0	0-1	.000	0-1	.000	0-0	.000	0	0	0	0.0	1-0	0	1	0	0	0	0.0
TOTAL		29-0	217/7.5	11-50	.220	11-47	.234	4-6	.667	1	12	13	0.4	11-0	9	19	0	0	37	1.3



F • Moulayna Johnson Sidi Baba
 Jr. • 6-1 • Stockholm, Sweden

- Posted a monster game on the boards against Syracuse, hauling in a career-best 16 rebounds, her second double-digit rebounding effort
- Has led the Canes in rebounding in five games this season and has tallied five-plus boards in 10 of 20 games
- Ranks second on the Canes in rebounding this season (4.5)
- Four-star international prospect according to Keil Moore Basketball
- Represented Sweden in August 2018 at the FIBA U18 Women's European Championship in Udine, Italy
- The second Swedish player to sign with Miami during Katie Meier's tenure



PLAYER HIGHS

Minutes

21-22 30, vs. Duke (1/18/22)
 Career..... 33, vs. DePaul (11/23/19)

Points

21-22 7, vs. Washington St (11/25/21)
 Career..... 17, vs. North Florida (11/28/20)

Rebounds

21-22 16, vs. Syracuse (2/3/22)
 Career..... 16, vs. Syracuse (2/3/22)

Assists

21-22 3, vs. Syracuse (2/3/22)
 Career..... 4, vs. DePaul (11/23/19)

Steals

21-22 .. 1, 8x, last vs. Georgia Tech (1/16/21)
 Career..... 2, 2x, last vs. NC A&T (11/22/19)

Blocks

21-22 1, 3x, last vs. RMU (12/12/21)
 Career..... 1, 6x, last vs. RMU (12/12/21)

Field Goals Made

21-22 2, 3x, last at Clemson (1/13/22)
 Career..... 6, vs. North Florida (11/28/20)

Field Goals Attempted

21-22 6, vs. Beth-Cook (11/12/21)
 Career..... 13, vs. North Florida (11/28/20)

3-Point Field Goals Made

21-22 1, 3x, last at FSU (1/20/22)
 Career..... 3, vs. North Florida (11/28/20)

3-Point Field Goals Attempted

21-22 4, vs. Beth-Cook (11/12/21)
 Career... 5, 2x, last vs. Virginia Tech (3/4/21)

Free Throws Made

21-22 4, vs. Robert Morris (12/12/21)
 Career..... 4, 3x, last vs. RMU (12/12/21)

Free Throws Attempted

21-22 4, 4x, last vs. Wake Forest (1/6/21)
 Career... 5, 2x, last at Wake Forest (1/7/21)

Double-Doubles

21-22
 Career.....

Double-Digit Game

21-22
 Career..... 3

2021-22 game-by-game

Opponent	Date	GS	MIN	Total		3-Pointers		Free throws		Rebounds				PF	A	TO	BLK	STL	PTS	AVG
				FG-FGA	PCT	3FG-3FGA	PCT	FT-FTA	PCT	OFF	DEF	TOT	AVG							
Jackson St.	11/09/2021		20:24	1-3	.333	0-2	.000	1-2	.500	1	4	5	5.0	0	1	0	0	1	3	3.0
Bethune-Cookman	11/12/2021		20:27	1-6	.167	1-4	.250	0-0	.000	3	6	9	7.0	1	0	1	1	1	3	3.0
Stetson	11/14/2021		17:25	0-4	.000	0-2	.000	2-4	.500	3	1	4	6.0	1	0	0	0	1	2	2.7
Fla. Atlantic	11/18/2021		21:09	2-4	.500	0-2	.000	0-0	.000	2	3	5	5.8	2	0	3	1	0	4	3.0
vs Washington St.	11/25/2021		19:15	2-3	.667	1-2	.500	1-2	.500	0	2	2	5.0	0	1	1	0	0	6	3.6
vs Indiana	11/27/2021		13:04	0-1	.000	0-0	.000	0-0	.000	0	1	1	4.3	1	1	1	0	1	0	3.0
at Maryland	12/02/2021		11:57	0-1	.000	0-0	.000	0-0	.000	1	1	2	4.0	0	0	1	0	0	0	2.6
Tulane	12/05/2021		13:14	0-2	.000	0-1	.000	0-0	.000	1	6	7	4.4	0	1	1	0	0	0	2.3
Ark.-Pine Bluff	12/06/2021		10:57	0-3	.000	0-2	.000	0-0	.000	0	1	1	4.0	1	0	1	0	0	0	2.0
Robert Morris	12/12/2021		21:51	1-4	.250	0-2	.000	4-4	1.000	0	4	4	4.0	1	0	3	1	0	6	2.4
Wake Forest	01/06/2022		23:41	0-1	.000	0-0	.000	1-4	.250	1	9	10	4.5	1	1	1	0	1	1	2.3
NC State	01/09/2022		14:50	0-2	.000	0-1	.000	2-2	1.000	1	1	2	4.3	1	0	0	0	1	2	2.3
at Clemson	01/13/2022		20:14	2-5	.400	0-1	.000	0-0	.000	1	5	6	4.5	3	1	3	0	1	4	2.4
Georgia Tech	01/16/2022		20:30	0-1	.000	0-1	.000	0-0	.000	0	5	5	4.5	0	1	0	0	1	0	2.2
Duke	01/18/2022		30:10	0-5	.000	0-3	.000	0-0	.000	1	5	6	4.6	0	1	1	0	0	0	2.1
at Florida St.	01/20/2022		11:12	1-3	.333	1-2	.500	0-0	.000	0	2	2	4.4	0	1	0	0	0	3	2.1
at Boston College	01/23/2022		02:21	0-1	.000	0-1	.000	0-0	.000	0	0	0	4.2	0	0	0	0	0	0	2.0
at Wake Forest	01/27/2022		10:42	0-1	.000	0-1	.000	0-0	.000	0	1	1	4.0	0	0	1	0	0	0	1.9
Syracuse	02/03/2022		24:41	0-4	.000	0-0	.000	0-0	.000	2	14	16	4.6	2	3	1	0	0	0	1.8
at North Carolina	02/06/2022		20:25	0-2	.000	0-2	.000	0-0	.000	0	6	6	4.7	0	0	1	0	0	0	1.7
Totals			0 348:29	10-56	.179	3-29	.103	11-18	.611	17	77	94	4.7	14	11	20	3	8	34	1.7

Player Averages

Games Played	Minutes/game	Points/game	FG Pct	3FG Pct	FT Pct	Rebounds/game	Assists/game	Turnovers/game	Assist/Turnover ratio	Steals/game	Blocks/game
20	17.4	1.7	17.9	10.3	61.1	4.7	0.6	1.0	0.6	0.4	0.2

CAREER STATS

SEASON	TEAM	GP-GS	MIN/AVG	Field Goals		3-Point		F-Throws		Rebounds				Scoring						
				FG-FGA	FG%	3FG-3FGA	3FG%	FT-FTA	FT%	OFF	DEF	TOT	AVG	PF-FO	A	TO	BLK	STL	PTS	AVG
2019-20	Miami	25-3	396/15.8	20-77	.260	10-44	.227	8-16	.500	22	36	58	2.3	19-0	20	24	1	9	58	2.3
2020-21	Miami	19-6	359/18.9	22-79	.278	9-37	.243	16-22	.727	18	50	68	3.6	20-0	7	14	2	4	69	3.6
2021-22	Miami	20-0	348/17.4	10-56	.179	3-29	.103	11-18	.611	17	77	94	4.7	14-0	11	20	3	8	34	1.7
TOTAL		64-9	1103/17.2	52-212	.245	22-110	.200	35-56	.625	57	163	220	3.4	53-0	38	58	6	21	161	2.5



G • Destiny Harden
Gr. • 6-0 • Chicago, Ill.

- Has scored in double-digits in five games since coming back from injury
- Tallied a season-high 13 points and eight rebounds against Louisville (2/2)
- Played her first game this season against Wake Forest (1/6) after missing 11 contests due to a lower body injury
- Paced the Canes with four double-doubles in 2020-21
- Sat out the 2018-19 season due to NCAA transfer rules
- Listed as a four-star recruit by ProspectsNation.com and a three-star prospect by espnW HoopGurlz
- Earned Chicago Tribune Second Team All-State and USA TODAY All-USA Illinois Second Team honors

3

PLAYER HIGHS

Minutes

21-2234, at Boston College (1/23/22)
Career.....39, vs. Virginia Tech (3/4/21)

Points

21-22 13, 2x, last vs Louisville (2/1/22)
Career.....27, vs. Virginia Tech (3/4/21)

Rebounds

21-228, vs Louisville (2/1/22)
Career..... 13, vs. Jacksonville (11/25/20)

Assists

21-224, at Notre Dame (2/10/22)
Career.. 4, 3x, last at Notre Dame (2/10/22)

Steals

21-225, at Notre Dame (2/10/22)
Career.....5, at Notre Dame (2/10/22)

Blocks

21-222, vs. Wake Forest (1/6/21)
Career.....3, vs. Florida State (2/7/21)

Field Goals Made

21-22 ..5, 2x, last at Wake Forest (1/27/22)
Career.....11, vs. Virginia Tech (3/4/21)

Field Goals Attempted

21-2212, vs Louisville (2/1/22)
Career..... 19, vs. Virginia Tech (3/4/21)

3-Point Field Goals Made

21-22 2, 2x, last at FSU (1/20/22)
Career..... 3, 3x, last vs. UNC (12/14/20)

3-Point Field Goals Attempted

21-22 ..4, 3x, last at Wake Forest (1/27/22)
Career..... 7, vs. NC State (2/20/20)

Free Throws Made

21-225, vs. Louisville (2/1/22)
Career..... 5, 4x, last vs. Louisville (2/1/22)

Free Throws Attempted

21-226, vs. Louisville (2/1/22)
Career..... 9, 3x, last vs. UNC (12/14/20)

Double-Doubles

21-22
Career..... 4, last vs. Virginia Tech (3/4/21)

Double-Digit Game

21-22 5
Career..... 19

2021-22 game-by-game

Opponent	Date	GS	MIN	Total		3-Pointers		Free throws		Rebounds				PF	A	TO	BLK	STL	PTS	AVG
				FG-FGA	PCT	3FG-3FGA	PCT	FT-FTA	PCT	OFF	DEF	TOT	AVG							
Wake Forest	01/06/2022		06:33	0-1	.000	0-0	.000	0-0	.000	0	1	1	1.0	1	0	1	2	0	0	0.0
NC State	01/09/2022		14:21	3-6	.500	2-4	.500	0-2	.000	2	2	4	2.5	2	0	2	0	0	8	4.0
at Clemson	01/13/2022	*	14:27	4-5	.800	0-1	.000	2-2	1.000	1	0	1	2.0	2	2	3	0	1	10	6.0
Georgia Tech	01/16/2022	*	08:46	0-0	.000	0-0	.000	0-0	.000	0	1	1	1.8	3	1	0	0	0	4.5	
Duke	01/18/2022	*	10:12	0-3	.000	0-0	.000	0-0	.000	0	2	2	1.8	1	0	0	0	0	3.6	
at Florida St.	01/20/2022	*	23:58	3-8	.375	2-4	.500	2-4	.500	1	4	5	2.3	4	0	1	0	4	10	4.7
at Boston College	01/23/2022	*	33:39	5-7	.714	0-1	.000	0-0	.000	0	5	5	2.7	1	2	2	0	2	10	5.4
at Wake Forest	01/27/2022	*	26:18	5-10	.500	1-4	.250	2-2	1.000	2	5	7	3.3	2	1	2	0	0	13	6.4
Louisville	02/01/2022	*	31:43	4-12	.333	0-2	.000	5-6	.833	3	5	8	3.8	2	0	1	1	1	13	7.1
Syracuse	02/03/2022	*	13:56	2-6	.333	0-0	.000	2-2	1.000	0	2	2	3.6	2	2	2	0	0	6	7.0
at North Carolina	02/06/2022	*	15:53	1-4	.250	0-0	.000	0-0	.000	3	2	5	3.7	1	0	1	0	1	2	6.5
at Notre Dame	02/10/2022	*	25:29	4-9	.444	0-1	.000	0-2	.000	1	3	4	3.8	2	4	5	1	5	8	6.7
Florida St.	02/13/2022		20:45	2-6	.333	0-2	.000	2-2	1.000	0	0	0	3.5	1	1	1	0	3	6	6.6
Totals		10	245:60	33-77	.429	5-19	.263	15-22	.682	13	32	45	3.5	24	13	21	4	17	86	6.6

Player Averages

Games Played	Minutes/game	Points/game	FG Pct	3FG Pct	FT Pct	Rebounds/game	Assists/game	Turnovers/game	Assist/Turnover ratio	Steals/game	Blocks/game
13	18.9	6.6	42.9	26.3	68.2	3.5	1.0	1.6	0.6	1.3	0.3

CAREER STATS

SEASON	TEAM	GP-GS	MIN/AVG	Field Goals		3-Point		F-Throws		Rebounds				Scoring						
				FG-FGA	FG%	3FG-3FGA	3FG%	FT-FTA	FT%	OFF	DEF	TOT	AVG	PF-FO	A	TO	BLK	STL	PTS	AVG
2017-18	WVU	35-0	286/8.2	35-79	.443	0-0	.000	18-41	.439	25	26	51	1.5	34-1	12	23	10	19	88	2.5
2019-20	Miami	25-15	415/16.6	46-127	.362	12-41	.293	18-31	.581	35	63	98	3.9	58-1	15	39	9	22	122	4.9
2020-21	Miami	22-21	519/23.6	89-178	.500	19-61	.311	39-61	.639	32	86	118	5.4	42-0	29	38	9	27	236	10.7
2021-22	Miami	13-10	246/18.9	33-77	.429	5-19	.263	15-22	.682	13	32	45	3.5	24-0	13	21	4	17	86	6.6
TOTAL FOR Miami		60-46	1181/19.7	168-382	.440	36-121	.298	72-114	.632	80	181	261	4.4	124-1	57	98	22	66	444	7.4
TOTAL		95-46	1467/15.4	203-461	.440	36-121	.298	90-155	.581	105	207	312	3.3	158-2	69	121	32	85	532	5.6



G • Jasmyne Roberts

Fr. • 5-10 • Jacksonville, Fla.

- Led the Canes in rebounding (seven) at Clemson for the first time as a Cane
- Poured in a career-high nine points and snagged four rebounds in 15 minutes against Robert Morris (12/12)
- Recorded her first basket as a Cane against No. 4/6 Indiana (11/25)
- In high school, averaged 18.6 points and 8.5 rebounds, 3.0 assists and 3.3 steals per game as a senior
- Led her team to the Florida High School Athletic Association's Final Four, team was named District Champions
- Tabbed the Florida Times-Union All-First Coast Player of the Year and News4Jax Player of the Year two years in a row
- Named 2021 USA TODAY Greater Jacksonville Female Athlete of the Year

4

PLAYER HIGHS

Minutes

21-2224, at Clemson (1/13/22)
Career.....24, at Clemson (1/13/22)

Points

21-229, vs. Robert Morris (12/12/21)
Career.....9, vs. Robert Morris (12/12/21)

Rebounds

21-227, at Clemson (1/13/22)
Career.....7, at Clemson (1/13/22)

Assists

21-22 ...2, 2x, last at Boston Coll. (1/23/22)
Career...2, 2x, last at Boston Coll. (1/23/22)

Steals

21-223, 2x, last at UNC (2/6/22)
Career.....3, 2x, last at UNC (2/6/22)

Blocks

21-22
Career.....

Field Goals Made

21-224, vs. Robert Morris (12/12/21)
Career.....4, vs. Robert Morris (12/12/21)

Field Goals Attempted

21-229, at Clemson (1/13/22)
Career.....9, at Clemson (1/13/22)

3-Point Field Goals Made

21-221, 3x, last at UNC (2/6/22)
Career.....1, 3x, last at UNC (2/6/22)

3-Point Field Goals Attempted

21-222, 3x, last at UNC (2/6/22)
Career.....2, 3x, last at UNC (2/6/22)

Free Throws Made

21-222, at Notre Dame (2/10/22)
Career.....2, at Notre Dame (2/10/22)

Free Throws Attempted

21-22 ...2, 2x, last at Notre Dame (2/10/22)
Career...2, 2x, last at Notre Dame (2/10/22)

Double-Doubles

21-22
Career.....

Double-Digit Game

21-22
Career.....

2021-22 game-by-game

Opponent	Date	GS	MIN	Total		3-Pointers		Free throws		Rebounds				PF	A	TO	BLK	STL	PTS	AVG
				FG-FGA	PCT	3FG-3FGA	PCT	FT-FTA	PCT	OFF	DEF	TOT	AVG							
Jackson St.	11/09/2021		02:35	0-0	.000	0-0	.000	0-0	.000	0	0	0	0.0	0	0	1	0	0	0	0.0
Bethune-Cookman	11/12/2021		09:05	0-0	.000	0-0	.000	0-0	.000	0	2	2	1.0	3	0	1	0	0	0	0.0
vs Washington St.	11/25/2021		01:37	0-1	.000	0-0	.000	0-0	.000	0	1	1	1.0	0	0	0	0	0	0	0.0
vs Indiana	11/27/2021		06:24	1-1	1.000	0-0	.000	0-0	.000	0	1	1	1.0	0	1	0	0	0	2	0.5
at Maryland	12/02/2021		06:15	0-0	.000	0-0	.000	0-0	.000	0	0	0	0.8	1	0	0	0	0	0	0.4
Tulane	12/05/2021		04:57	0-1	.000	0-1	.000	0-0	.000	0	2	2	1.0	0	0	0	0	0	0	0.3
Ark.-Pine Bluff	12/06/2021		10:10	2-5	.400	0-1	.000	0-0	.000	1	1	2	1.1	2	1	3	0	2	4	0.9
Robert Morris	12/12/2021		15:50	4-7	.571	1-2	.500	0-0	.000	3	1	4	1.5	2	2	0	0	1	9	1.9
Wake Forest	01/06/2022		00:34	0-0	.000	0-0	.000	0-0	.000	0	0	0	1.3	0	0	0	0	0	0	1.7
at Clemson	01/13/2022		24:01	3-9	.333	1-2	.500	0-2	.000	2	5	7	1.9	2	0	2	0	3	7	2.2
Georgia Tech	01/16/2022		02:52	0-0	.000	0-0	.000	0-0	.000	0	0	0	1.7	2	0	0	0	0	0	2.0
Duke	01/18/2022		00:08	0-0	.000	0-0	.000	0-0	.000	0	0	0	1.6	0	0	0	0	0	0	1.8
at Florida St.	01/20/2022		09:29	1-2	.500	0-0	.000	0-0	.000	1	2	3	1.7	1	0	0	0	1	2	1.8
at Boston College	01/23/2022		02:10	0-0	.000	0-0	.000	0-0	.000	0	0	0	1.6	0	2	0	0	0	0	1.7
at Wake Forest	01/27/2022		03:00	0-0	.000	0-0	.000	0-0	.000	0	0	0	1.5	0	0	0	0	1	0	1.6
Syracuse	02/03/2022		10:51	3-5	.600	0-1	.000	0-0	.000	2	3	5	1.7	2	1	1	0	2	6	1.9
at North Carolina	02/06/2022		18:52	1-5	.200	1-2	.500	0-0	.000	0	1	1	1.6	4	0	1	0	3	3	1.9
at Notre Dame	02/10/2022		06:40	0-0	.000	0-0	.000	2-2	1.000	0	1	1	1.6	1	0	0	0	0	2	1.9
Florida St.	02/13/2022		14:18	1-1	1.000	0-0	.000	0-0	.000	0	0	0	1.5	0	0	0	0	1	2	1.9
Totals			0 149:49	16-37	.432	3-9	.333	2-4	.500	9	20	29	1.5	20	7	9	0	14	37	1.9

Player Averages

Games Played	Minutes/game	Points/game	FG Pct	3FG Pct	FT Pct	Rebounds/game	Assists/game	Turnovers/game	Assist/Turnover ratio	Steals/game	Blocks/game
19	7.9	1.9	43.2	33.3	50.0	1.5	0.4	0.5	0.8	0.7	0.0

CAREER STATS

SEASON	TEAM	GP-GS	MIN/AVG	Field Goals		3-Point		F-Throws		Rebounds				Scoring						
				FG-FGA	FG%	3FG-3FGA	3FG%	FT-FTA	FT%	OFF	DEF	TOT	AVG	PF-FO	A	TO	BLK	STL	PTS	AVG
2021-22	Miami	19-0	150/7.9	16-37	.432	3-9	.333	2-4	.500	9	20	29	1.5	20-0	7	9	0	14	37	1.9
TOTAL		19-0	150/7.9	16-37	.432	3-9	.333	2-4	.500	9	20	29	1.5	20-0	7	9	0	14	37	1.9



G • Mykea Gray
Sr. • 5-4 • Upper Marlboro, Md.

- Has tallied two double-digit games this season
- Played her first game in 615 days against Jackson State (11/9) after missing the 2020-21 season due to an ACL injury
- Totaled 21 double-digit outings in 2019-20 with 62 in her career
- Ranks 16th in Miami program history for career scoring (1,286)
- Leads all Canes in career 20-point games with 14
- Member of the ACC All-Defensive Team (2019-20) and the ACC All-Freshman Team (2017-18)

5

PLAYER HIGHS

Minutes

21-22 30, vs. Stetson (11/14/21)
Career... 37, 2x, last at Florida St. (1/31/19)

Points

21-22 12, vs. Beth-Cook (11/12/21)
Career.....27, 2x, last vs. Duke (2/9/20)

Rebounds

21-22 5, vs. Washington St (11/25/21)
Career.....7, vs. NC State (2/8/18)

Assists

21-22 6, vs. Jackson State (11/9/21)
Career..6, 5x, last vs. Jackson State (11/9/21)

Steals

21-22 ... 1, 8x, last at Notre Dame (2/10/22)
Career.....6, at Florida St. (1/26/20)

Blocks

21-22 1, 2x, last at FSU (1/20/22)
Career..... 1, 3x, last at FSU (1/20/22)

Field Goals Made

21-22 3, 3x, last at FSU (1/20/22)
Career.....9, 2x, last vs. Duke (2/9/20)

Field Goals Attempted

21-22 10, 3x, last at UNC (2/6/22)
Career..... 21, vs. Duke (2/9/20)

3-Point Field Goals Made

21-22 ... 2, 6x, last at Notre Dame (2/10/22)
Career.....6, at Virginia Tech (2/21/19)

3-Point Field Goals Attempted

21-22 ... 7, 2x, last at Notre Dame (2/10/22)
Career..... 12, vs. Duke (2/9/20)

Free Throws Made

21-22 5, vs. Washington St (11/25/21)
Career..10, 2x, last vs. Boston College (1/27/19)

Free Throws Attempted

21-22 6, vs. Washington St (11/25/21)
Career..11, 3x, last vs. Boston College (1/27/19)

Double-Doubles

21-22
Career.....

Double-Digit Game

21-22 2
Career..... 63

2021-22 game-by-game

Opponent	Date	GS	MIN	Total		3-Pointers		Free throws		Rebounds				PF	A	TO	BLK	STL	PTS	AVG
				FG-FGA	PCT	3FG-3FGA	PCT	FT-FTA	PCT	OFF	DEF	TOT	AVG							
Jackson St.	11/09/2021	*	25:22	2-6	.333	2-5	.400	0-0	.000	1	3	4	4.0	2	6	1	0	0	6	6.0
Bethune-Cookman	11/12/2021	*	25:24	3-10	.300	2-5	.400	4-5	.800	1	1	2	3.0	2	4	3	0	0	12	9.0
Stetson	11/14/2021	*	30:39	3-9	.333	1-3	.333	2-2	1.000	0	3	3	3.0	1	2	4	0	0	9	9.0
Fla. Atlantic	11/18/2021	*	25:56	2-10	.200	1-7	.143	2-2	1.000	0	1	1	2.5	3	2	1	0	1	7	8.5
vs Washington St.	11/25/2021	*	23:59	1-8	.125	1-5	.200	5-6	.833	2	3	5	3.0	4	1	5	0	0	8	8.4
vs Indiana	11/27/2021		11:16	0-4	.000	0-2	.000	0-0	.000	0	1	1	2.7	1	1	1	0	0	0	7.0
at Maryland	12/02/2021		04:20	0-3	.000	0-0	.000	0-0	.000	1	2	3	2.7	0	0	0	0	0	0	6.0
Robert Morris	12/12/2021		17:23	2-6	.333	2-3	.667	0-0	.000	0	4	4	2.9	0	1	2	0	0	6	6.0
Wake Forest	01/06/2022	*	16:52	2-7	.286	1-3	.333	1-2	.500	0	0	0	2.6	0	0	2	1	1	6	6.0
NC State	01/09/2022		18:28	2-5	.400	1-1	1.000	3-3	1.000	0	0	0	2.3	1	2	0	0	0	8	6.2
Georgia Tech	01/16/2022		17:18	0-4	.000	0-1	.000	0-0	.000	0	0	0	2.1	1	3	1	0	1	0	5.6
Duke	01/18/2022		11:38	1-4	.250	0-0	.000	0-0	.000	0	1	1	2.0	0	0	1	0	1	2	5.3
at Florida St.	01/20/2022		15:34	3-7	.429	2-4	.500	2-5	.400	1	3	4	2.2	1	0	2	1	1	10	5.7
at Boston College	01/23/2022		06:06	0-0	.000	0-0	.000	1-2	.500	0	0	0	2.0	1	0	0	0	0	1	5.4
at Wake Forest	01/27/2022		08:38	0-2	.000	0-2	.000	0-0	.000	0	0	0	1.9	1	1	1	0	0	0	5.0
Louisville	02/01/2022		15:18	2-5	.400	0-2	.000	3-3	1.000	1	1	2	1.9	0	2	2	0	0	7	5.1
Syracuse	02/03/2022		05:53	2-3	.667	2-2	1.000	2-2	1.000	0	0	0	1.8	4	0	2	0	1	8	5.3
at North Carolina	02/06/2022		16:26	1-10	.100	1-6	.167	0-0	.000	0	0	0	1.7	1	1	2	0	1	3	5.2
at Notre Dame	02/10/2022		19:22	3-8	.375	2-7	.286	1-1	1.000	0	0	0	1.6	1	0	3	0	1	9	5.4
Florida St.	02/13/2022		17:58	0-4	.000	0-1	.000	0-0	.000	0	1	1	1.6	2	2	2	0	2	0	5.1
Totals			6	333:50	.252	29-115	.305	18-59	.788	7	24	31	1.6	26	28	35	2	10	102	5.1

Player Averages

Games Played	Minutes/game	Points/game	FG Pct	3FG Pct	FT Pct	Rebounds/game	Assists/game	Turnovers/game	Assist/Turnover ratio	Steals/game	Blocks/game
20	16.7	5.1	25.2	30.5	78.8	1.6	1.4	1.8	0.8	0.5	0.1

CAREER STATS

SEASON	TEAM	Field Goals			3-Point		F-Throws		Rebounds				Scoring							
		GP-GS	MIN/AVG	FG-FGA	FG%	3FG-3FGA	3FG%	FT-FTA	FT%	OFF	DEF	TOT	AVG	PF-FO	A	TO	BLK	STL	PTS	AVG
2017-18	Miami	32-32	830/25.9	121-335	.361	48-152	.316	83-111	.748	8	44	52	1.6	74-0	74	86	0	45	373	11.7
2018-19	Miami	34-34	952/28.0	135-338	.399	61-176	.347	98-126	.778	7	63	70	2.1	71-0	76	98	1	41	429	12.6
2019-20	Miami	30-30	873/29.1	120-343	.350	55-168	.327	87-108	.806	13	62	75	2.5	53-0	90	88	1	64	382	12.7
2021-22	Miami	20-6	334/16.7	29-115	.252	18-59	.305	26-33	.788	7	24	31	1.6	26-0	28	35	2	10	102	5.1
TOTAL		116-102	2989/25.8	405-1131	.358	182-555	.328	294-378	.778	35	193	228	2.0	224-0	268	307	4	160	1286	11.1



G • Ja'Leah Williams
Fr. • 5-9 • Pompano Beach, Fla.

12

- Among ACC freshmen this season ranks:
 - 1st in steals (2.0)
 - 3rd in rebounding (4.3)
 - 3rd in assists (2.1)
 - 5th in scoring (7.6)
- Recorded her first ever double-digit rebounding effort (10) at Wake Forest
- Averaging 8.7 points and 4.8 rebounds per game in ACC contests this season
- Named the Sun Sentinel Broward County Class 7A-6A Player of the Year in 2019-20
- Earned a spot on the Miami Herald's First Team and Sun Sentinel's First Team for two years straight
- As a senior, served as team captain and led her team to its first state championship since 1992
- Honor Roll member every year of high school

PLAYER HIGHS

Minutes	21-22 35, vs. Indiana (11/27/21)
Career.....	35, vs. Indiana (11/27/21)
Points	21-22 16, vs. Louisville (2/1/22)
Career.....	16, vs. Louisville (2/1/22)
Rebounds	21-22 10, at Wake Forest (1/27/22)
Career.....	10, at Wake Forest (1/27/22)
Assists	21-22 7, vs. UAPB (12/6/21)
Career.....	7, vs. UAPB (12/6/21)
Steals	21-22 6, vs. UAPB (12/6/21)
Career.....	6, vs. UAPB (12/6/21)
Blocks	21-22 1, 2x, last vs. Duke (1/18/22)
Career.....	1, 2x, last vs. Duke (1/18/22)
Field Goals Made	21-22 7, vs. UAPB (12/6/21)
Career.....	7, vs. UAPB (12/6/21)
Field Goals Attempted	21-22 13, at Boston College (1/23/22)
Career.....	13, at Boston College (1/23/22)
3-Point Field Goals Made	21-22 .. 1, 3x, last at Boston Coll. (1/23/22)
Career..	1, 3x, last at Boston Coll. (1/23/22)
3-Point Field Goals Attempted	21-22 3, vs. Stetson (11/14/21)
Career.....	3, vs. Stetson (11/14/21)
Free Throws Made	21-22 6, at Wake Forest (1/27/22)
Career.....	6, at Wake Forest (1/27/22)
Free Throws Attempted	21-22 .. 6, 2x, last at Wake Forest (1/27/22)
Career..	6, 2x, last at Wake Forest (1/27/22)
Double-Doubles	21-22
Career.....
Double-Digit Game	21-22 7
Career.....	7

2021-22 game-by-game

Opponent	Date	GS	MIN	Total		3-Pointers		Free throws		Rebounds				PF	A	TO	BLK	STL	PTS	AVG	
				FG-FGA	PCT	3FG-3FGA	PCT	FT-FTA	PCT	OFF	DEF	TOT	AVG								
Jackson St.	11/09/2021		17:49	0-1	.000	0-1	.000	3-4	.750	1	2	3	3.0	2	2	4	1	3	3	3.0	
Bethune-Cookman	11/12/2021		16:33	0-2	.000	0-0	.000	1-2	.500	2	2	4	3.5	3	1	2	0	1	1	2.0	
Stetson	11/14/2021		12:02	0-5	.000	0-3	.000	2-4	.500	2	2	4	3.7	0	0	0	1	1	2	2.0	
Fla. Atlantic	11/18/2021		12:28	1-1	1.000	0-0	.000	1-4	.250	3	0	3	3.5	2	0	1	0	0	3	2.3	
vs Washington St.	11/25/2021		28:57	2-4	.500	0-0	.000	1-2	.500	2	1	3	3.4	1	1	1	0	3	5	2.8	
vs Indiana	11/27/2021	*	35:09	2-8	.250	0-3	.000	1-3	.333	1	2	3	3.3	2	1	1	0	4	5	3.2	
at Maryland	12/02/2021	*	27:03	4-6	.667	0-1	.000	0-0	.000	0	1	1	3.0	1	3	1	0	4	8	3.9	
Tulane	12/05/2021	*	33:27	5-8	.625	1-2	.500	4-4	1.000	4	1	5	3.3	3	2	1	1	1	15	5.3	
Ark.-Pine Bluff	12/06/2021	*	30:54	7-11	.636	0-2	.000	0-0	.000	3	2	5	3.4	2	7	1	0	6	14	6.2	
Robert Morris	12/12/2021	*	20:18	3-5	.600	0-0	.000	0-0	.000	1	3	4	3.5	2	1	3	0	1	6	6.2	
Wake Forest	01/06/2022		21:41	5-10	.500	0-1	.000	0-0	.000	1	1	2	3.4	1	2	0	0	0	10	6.5	
NC State	01/09/2022	*	32:40	6-12	.500	1-2	.500	2-2	1.000	5	0	5	3.5	1	3	3	0	3	15	7.3	
at Clemson	01/13/2022	*	33:02	3-5	.600	0-0	.000	0-0	.000	2	2	4	3.5	3	1	5	0	2	6	7.2	
Georgia Tech	01/16/2022	*	31:42	3-10	.300	0-2	.000	3-6	.500	0	6	6	3.7	4	0	3	0	4	9	7.3	
Duke	01/18/2022	*	28:51	3-9	.333	0-1	.000	2-2	1.000	1	1	2	3.6	0	0	2	1	1	8	7.3	
at Florida St.	01/20/2022	*	29:12	2-5	.400	0-0	.000	1-2	.500	6	0	6	3.8	4	2	4	0	2	5	7.2	
at Boston College	01/23/2022	*	31:19	5-13	.385	1-2	.500	1-2	.500	2	3	5	3.8	1	3	4	0	3	12	7.5	
at Wake Forest	01/27/2022	*	27:32	1-6	.167	0-0	.000	6-6	1.000	3	7	10	4.2	1	4	2	0	3	8	7.5	
Louisville	02/01/2022	*	33:11	6-7	.857	0-0	.000	4-6	.667	0	3	3	4.1	1	5	2	1	1	16	7.9	
Syracuse	02/03/2022	*	33:40	4-12	.333	0-1	.000	0-0	.000	4	3	7	4.3	0	2	1	0	1	8	8.0	
at North Carolina	02/06/2022	*	19:56	1-6	.167	0-0	.000	2-4	.500	2	2	4	4.2	2	3	3	0	0	4	7.8	
at Notre Dame	02/10/2022	*	26:25	0-3	.000	0-1	.000	0-0	.000	2	3	5	4.3	2	4	5	1	1	0	7.4	
Florida St.	02/13/2022	*	27:57	5-7	.714	0-0	.000	2-2	1.000	2	2	4	4.3	0	1	2	0	1	12	7.6	
Totals			17	611:46	68-156	.436	3-22	.136	36-55	.655	49	49	98	4.3	38	48	51	6	46	175	7.6

Player Averages

Games Played	Minutes/game	Points/game	FG Pct	3FG Pct	FT Pct	Rebounds/game	Assists/game	Turnovers/game	Assist/Turnover ratio	Steals/game	Blocks/game
23	26.6	7.6	43.6	13.6	65.5	4.3	2.1	2.2	0.9	2.0	0.3

CAREER STATS

SEASON	TEAM	GP-GS	MIN/AVG	Field Goals		3-Point		F-Throws		Rebounds				Scoring						
				FG-FGA	FG%	3FG-3FGA	3FG%	FT-FTA	FT%	OFF	DEF	TOT	AVG	PF-FO	A	TO	BLK	STL	PTS	AVG
2021-22	Miami	23-17	612/26.6	68-156	.436	3-22	.136	36-55	.655	49	49	98	4.3	38-0	48	51	6	46	175	7.6
TOTAL		23-17	612/26.6	68-156	.436	3-22	.136	36-55	.655	49	49	98	4.3	38-0	48	51	6	46	175	7.6



G • Lashae Dwyer
Fr. • 5-6 • Toronto, Ontario

- Sits third in steals (1.4), eighth in assists (0.9) and ninth in scoring (3.8) among ACC freshmen
- Named ACC Freshman of the Week on Dec. 13 after averaging 11.5 points and 5.5 rebounds in Miami's last two games, shooting 56.3 percent
- Averaged 22.5 points per game as a senior at The Webb School
- Helped the Webb School to a 32-2 record and the Division II-Class A State Title
- Ranked the No. 79 overall player in the class of 2021 by espnW HoopGurtz
- Named a BioSteel All Canadian Basketball Games nominee in 2020
- Tabbed the 2020-21 Tennessee Gatorade Player of the Year

13

PLAYER HIGHS

Minutes

21-2229, vs. Robert Morris (12/12/21)
Career.....29, vs. Robert Morris (12/12/21)

Points

21-2215, vs. Robert Morris (12/12/21)
Career.....15, vs. Robert Morris (12/12/21)

Rebounds

21-226, vs. Robert Morris (12/12/21)
Career.....6, vs. Robert Morris (12/12/21)

Assists

21-225, vs. Robert Morris (12/12/21)
Career.....5, vs. Robert Morris (12/12/21)

Steals

21-228, vs. FAU (11/18/21)
Career.....8, vs. FAU (11/18/21)

Blocks

21-221, vs. Wake Forest (1/6/21)
Career.....1, vs. Wake Forest (1/6/21)

Field Goals Made

21-226, vs. Robert Morris (12/12/21)
Career.....6, vs. Robert Morris (12/12/21)

Field Goals Attempted

21-2212, vs. FAU (11/18/21)
Career.....12, vs. FAU (11/18/21)

3-Point Field Goals Made

21-222, vs. Robert Morris (12/12/21)
Career.....2, vs. Robert Morris (12/12/21)

3-Point Field Goals Attempted

21-224, 2x, last vs. RMU (12/12/21)
Career.....4, 2x, last vs. RMU (12/12/21)

Free Throws Made

21-227, at Maryland (12/2/21)
Career.....7, at Maryland (12/2/21)

Free Throws Attempted

21-227, at Maryland (12/2/21)
Career.....7, at Maryland (12/2/21)

Double-Doubles

21-22
Career.....

Double-Digit Game

21-22 3
Career..... 3

2021-22 game-by-game

Opponent	Date	GS	MIN	Total		3-Pointers		Free throws		Rebounds			PF	A	TO	BLK	STL	PTS	AVG	
				FG-FGA	PCT	3FG-3FGA	PCT	FT-FTA	PCT	OFF	DEF	TOT								AVG
Jackson St.	11/09/2021		07:30	1-4	.250	1-3	.333	2-3	.667	1	0	1	1.0	3	1	0	0	0	5	5.0
Bethune-Cookman	11/12/2021		12:19	0-5	.000	0-1	.000	2-6	.333	3	1	4	2.5	3	0	3	0	2	2	3.5
Stetson	11/14/2021		11:07	0-2	.000	0-1	.000	0-0	.000	1	0	1	2.0	0	2	2	0	1	0	2.3
Fla. Atlantic	11/18/2021		24:51	2-12	.167	0-4	.000	5-6	.833	1	1	2	2.0	1	0	1	0	8	9	4.0
vs Washington St.	11/25/2021		13:02	0-3	.000	0-1	.000	1-2	.500	1	1	2	2.0	2	1	2	0	4	1	3.4
vs Indiana	11/27/2021		08:01	0-2	.000	0-0	.000	0-0	.000	0	1	1	1.8	4	0	1	0	1	0	2.8
at Maryland	12/02/2021		18:60	2-4	.500	0-0	.000	7-7	1.000	3	1	4	2.1	3	1	0	0	1	11	4.0
Tulane	12/05/2021		14:55	3-5	.600	0-0	.000	4-4	1.000	0	1	1	2.0	4	0	2	0	2	10	4.8
Ark.-Pine Bluff	12/06/2021		22:07	3-6	.500	1-3	.333	1-4	.250	2	3	5	2.3	4	2	2	0	0	8	5.1
Robert Morris	12/12/2021		28:46	6-10	.600	2-4	.500	1-1	1.000	3	3	6	2.7	2	5	4	0	5	15	6.1
Wake Forest	01/06/2022		16:34	2-5	.400	0-1	.000	0-0	.000	1	0	1	2.5	3	0	0	1	1	4	5.9
NC State	01/09/2022		11:27	1-3	.333	0-1	.000	0-0	.000	2	0	2	2.5	2	1	1	0	1	2	5.6
Georgia Tech	01/16/2022		14:29	3-5	.600	0-0	.000	0-0	.000	0	0	0	2.3	1	1	1	0	1	6	5.6
Duke	01/18/2022		15:55	0-2	.000	0-0	.000	1-2	.500	0	4	4	2.4	2	1	0	0	2	1	5.3
at Florida St.	01/20/2022		01:50	0-0	.000	0-0	.000	0-0	.000	0	0	0	2.3	0	0	0	0	0	0	4.9
at Boston College	01/23/2022		13:37	0-3	.000	0-1	.000	3-4	.750	1	0	1	2.2	3	1	1	0	1	3	4.8
at Wake Forest	01/27/2022		12:27	1-4	.250	0-0	.000	2-2	1.000	2	2	4	2.3	2	1	0	0	0	4	4.8
Louisville	02/01/2022		03:33	0-1	.000	0-0	.000	0-0	.000	0	2	2	2.3	0	0	1	0	0	0	4.5
Syracuse	02/03/2022		07:32	0-1	.000	0-0	.000	0-2	.000	1	0	1	2.2	1	1	1	0	0	0	4.3
at North Carolina	02/06/2022		16:29	1-5	.200	0-0	.000	1-1	1.000	2	1	3	2.3	5	0	1	0	0	3	4.2
at Notre Dame	02/10/2022		07:43	0-1	.000	0-0	.000	0-0	.000	0	1	1	2.2	1	1	1	0	0	0	4.0
Florida St.	02/13/2022		02:00	0-0	.000	0-0	.000	0-0	.000	0	0	0	2.1	0	0	0	0	0	0	3.8
Totals		0	285:13	25-83	.301	4-20	.200	30-44	.682	24	22	46	2.1	46	19	24	1	30	84	3.8

Player Averages

Games Played	Minutes/ game	Points/ game	FG Pct	3FG Pct	FT Pct	Rebounds/ game	Assists/ game	Turnovers/ game	Assist/Turnover ratio	Steals/ game	Blocks/ game
22	13.0	3.8	30.1	20.0	68.2	2.1	0.9	1.1	0.8	1.4	0.0

CAREER STATS

SEASON	TEAM	GP-GS	MIN/AVG	Field Goals		3-Point		F-Throws		Rebounds				Scoring						
				FG-FGA	FG%	3FG-3FGA	3FG%	FT-FTA	FT%	OFF	DEF	TOT	AVG	PF-FO	A	TO	BLK	STL	PTS	AVG
2021-22	Miami	22-0	285/13.0	25-83	.301	4-20	.200	30-44	.682	24	22	46	2.1	46-1	19	24	1	30	84	3.8
TOTAL		22-0	285/13.0	25-83	.301	4-20	.200	30-44	.682	24	22	46	2.1	46-1	19	24	1	30	84	3.8



G • Kelsey Marshall
Gr. • 5-9 • Davie, Fla.

20

- Became the 11th active Division I women's basketball player to reach the 300-career 3-pointers mark with three against Florida State (2/13).
- Tallied double-digit scoring effort in 10 straight games, the longest streak of double-figure games in her career
- In the ACC this season, ranks:
 - > 3rd in 3-point field goals per game (2.61)
 - > 8th in 3-point field goal percentage (.339)
 - > 9th in scoring (13.9)
 - > 10th in steals (1.5)
- Has totaled a team-best 19 double-digit outings this season
- Ranks 12th in Miami history in scoring (1,453), passing current Miami staff member Morgan Stroman six games ago
- Four-time member of the ACC Honor Roll

PLAYER HIGHS

Minutes

21-2238, at Wake Forest (1/27/22)
Career.....39, at Virginia (2/13/20)

Points

21-2224, at Maryland (12/2/21)
Career.....25, at Virginia (2/13/20)

Rebounds

21-228, vs. Stetson (11/14/21)
Career.....8, 3x, last vs. Stetson (11/14/21)

Assists

21-226, 2x, last at Maryland (12/2/21)
Career.....6, 4x, last at Maryland (12/2/21)

Steals

21-225, vs. Wake Forest (1/6/21)
Career...5, 2x, last vs. Wake Forest (1/6/21)

Blocks

21-222, at Wake Forest (1/27/22)
Career..2, 4x, last at Wake Forest (1/27/22)

Field Goals Made

21-228, vs. Indiana (11/27/21)
Career.....8, 5x, last vs. Indiana (11/27/21)

Field Goals Attempted

21-2219, 3x, last at FSU (1/20/22)
Career.....24, at Pittsburgh (1/21/21)

3-Point Field Goals Made

21-226, at Notre Dame (2/10/22)
Career.....7, at Virginia (2/13/20)

3-Point Field Goals Attempted

21-2214, at FSU (1/20/22)
Career.....18, at Pittsburgh (1/21/21)

Free Throws Made

21-227, vs. Wake Forest (1/6/21)
Career.....9, vs. Jacksonville (11/25/20)

Free Throws Attempted

21-228, vs. Wake Forest (1/6/21)
Career.....11, vs. Jacksonville (11/25/20)

Double-Doubles

21-22
Career.....

Double-Digit Game

21-2219
Career.....74

2021-22 game-by-game

Opponent	Date	GS	MIN	Total			3-Pointers		Free throws		Rebounds				PF	A	TO	BLK	STL	PTS	AVG
				FG-FGA	PCT	3FG-3FGA	PCT	FT-FTA	PCT	OFF	DEF	TOT	AVG								
Jackson St.	11/09/2021	*	29:22	6-15	.400	5-12	.417	2-2	1.000	0	6	6	6.0	4	3	0	0	1	19	19.0	
Bethune-Cookman	11/12/2021	*	28:13	3-10	.300	3-7	.429	2-4	.500	0	3	3	4.5	2	3	3	0	0	11	15.0	
Stetson	11/14/2021	*	33:05	2-10	.200	1-4	.250	2-2	1.000	1	7	8	5.7	0	6	4	0	1	7	12.3	
Fla. Atlantic	11/18/2021	*	29:33	6-15	.400	2-6	.333	0-0	.000	0	2	2	4.8	1	2	1	1	0	14	12.8	
vs Washington St.	11/25/2021	*	32:46	3-13	.231	1-5	.200	0-0	.000	1	0	1	4.0	0	3	0	0	2	7	11.6	
vs Indiana	11/27/2021	*	32:39	8-19	.421	3-9	.333	1-1	1.000	1	3	4	4.0	3	1	2	0	4	20	13.0	
at Maryland	12/02/2021	*	34:53	7-19	.368	5-12	.417	5-6	.833	0	1	1	3.6	3	6	3	0	2	24	14.6	
Tulane	12/05/2021	*	35:00	7-14	.500	5-10	.500	0-0	.000	0	4	4	3.6	1	3	1	0	3	19	15.1	
Ark.-Pine Bluff	12/06/2021	*	32:35	6-12	.500	4-10	.400	3-4	.750	1	4	5	3.8	1	0	4	0	1	19	15.6	
Robert Morris	12/12/2021	*	19:55	2-9	.222	1-7	.143	0-0	.000	0	2	2	3.6	0	4	3	0	1	5	14.5	
Wake Forest	01/06/2022	*	35:16	2-11	.182	1-8	.125	7-8	.875	0	2	2	3.5	3	3	3	0	5	12	14.3	
NC State	01/09/2022	*	36:10	7-15	.467	3-8	.375	0-0	.000	0	2	2	3.3	2	5	1	1	0	17	14.5	
at Clemson	01/13/2022	*	25:27	2-5	.400	2-5	.400	0-0	.000	0	5	5	3.5	4	2	3	0	0	6	13.8	
Georgia Tech	01/16/2022	*	34:43	5-11	.455	2-7	.286	0-0	.000	1	4	5	3.6	2	0	6	0	2	12	13.7	
Duke	01/18/2022	*	35:17	6-13	.462	1-4	.250	2-3	.667	0	4	4	3.6	4	4	4	1	3	15	13.8	
at Florida St.	01/20/2022	*	35:47	7-19	.368	5-14	.357	2-2	1.000	1	4	5	3.7	1	2	3	0	0	21	14.3	
at Boston College	01/23/2022	*	33:08	4-10	.400	0-4	.000	2-2	1.000	0	3	3	3.6	4	2	4	0	3	10	14.0	
at Wake Forest	01/27/2022	*	37:43	7-15	.467	2-9	.222	0-1	.000	0	4	4	3.7	2	3	0	2	0	16	14.1	
Louisville	02/01/2022	*	35:20	4-12	.333	2-7	.286	1-2	.500	0	0	0	3.5	0	4	3	1	3	11	13.9	
Syracuse	02/03/2022	*	32:57	3-7	.429	1-5	.200	3-4	.750	0	4	4	3.5	0	4	3	0	1	10	13.8	
at North Carolina	02/06/2022	*	25:33	6-14	.429	2-8	.250	1-2	.500	0	0	0	3.3	1	1	3	0	0	15	13.8	
at Notre Dame	02/10/2022	*	31:24	6-14	.429	6-11	.545	0-0	.000	1	2	3	3.3	2	1	5	1	1	18	14.0	
Florida St.	02/13/2022	*	29:25	4-6	.667	3-5	.600	1-2	.500	0	4	4	3.3	1	5	4	0	2	12	13.9	
Totals			23	736:11	.392	60-177	.339	34-45	.756	7	70	77	3.3	41	67	63	7	35	320	13.9	

Player Averages

Games Played	Minutes/game	Points/game	FG Pct	3FG Pct	FT Pct	Rebounds/game	Assists/game	Turnovers/game	Assist/Turnover ratio	Steals/game	Blocks/game
23	32.0	13.9	39.2	33.9	75.6	3.3	2.9	2.7	1.1	1.5	0.3

CAREER STATS

SEASON	TEAM	Field Goals		3-Point		F-Throws		Rebounds				Scoring								
		GP-GS	MIN/AVG	FG-FGA	FG%	3FG-3FGA	3FG%	FT-FTA	FT%	OFF	DEF	TOT	AVG	PF-FO	A	TO	BLK	STL	PTS	AVG
2017-18	Miami	31-0	599/19.3	80-221	.362	51-155	.329	37-50	.740	11	57	68	2.2	49-0	39	49	1	25	248	8.0
2018-19	Miami	34-20	792/23.3	94-248	.379	67-179	.374	11-18	.611	7	71	78	2.3	66-0	60	50	5	26	266	7.8
2019-20	Miami	30-29	831/27.7	118-299	.395	74-206	.359	31-43	.721	6	62	68	2.3	61-2	72	59	8	27	341	11.4
2020-21	Miami	21-19	599/28.5	98-275	.356	49-166	.295	33-46	.717	11	50	61	2.9	40-0	37	36	3	21	278	13.2
2021-22	Miami	23-23	736/32.0	113-288	.392	60-177	.339	34-45	.756	7	70	77	3.3	41-0	67	63	7	35	320	13.9
TOTAL		139-91	3556/25.6	503-1331	.378	301-883	.341	146-202	.723	42	310	352	2.5	257-2	275	257	24	134	1453	10.5



21

F • Lola Pendande
Jr. • 6-4 • Almeria, Spain

- Set a new season-high in scoring with 16 points at Clemson (1/13)
- Tallied her first double-double as a Cane with 11 points and a career-high 15 rebounds against Robert Morris (12/12)
- Leads the Canes in rebounding with 5.4 boards per game this season
- Transferred to Miami from Utah after her sophomore year
- Earned PAC-12 All-Freshman honorable mention status in 2019-20 season
- Named the John R. Wooden Southern California High School Player of the Year in 2018
- In High school, was named MaxPreps California All-State honorable mention as a senior after being MaxPreps Player of the Game 14 times at Ribet Academy.
- Played internationally for the Spain National Team; was named the Star of the Generation for the 2000s by the Spanish National Team organization.

PLAYER HIGHS

Minutes
21-22 30, vs. Washington St (11/25/21)
Career..... 33, at Oregon (1/5/20)

Points
21-22 16, at Clemson (1/13/22)
Career..... 21, vs Providence (12/16/19)

Rebounds
21-22 15, vs. Robert Morris (12/12/21)
Career..... 15, vs. Robert Morris (12/12/21)

Assists
21-22 2, 4x, last vs. Florida St (2/13/22)
Career..... 3*, vs. Stanford (2/14/20)

Steals
21-22 3, vs. Washington St (11/25/21)
Career.. 3, 3x, last vs. Wash. St (11/25/21)*

Blocks
21-22 4, 2x, last at Boston Coll. (1/23/22)
Career.. 4, 4x, last at Boston Coll. (1/23/22)

Field Goals Made
21-22 7, 2x, last vs. Syracuse (2/3/22)
Career..... 9, vs. Colorado (12/29/19)

Field Goals Attempted
21-22 11, vs. Syracuse (2/3/22)
Career..... 15, vs. Providence (12/16/19)

3-Point Field Goals Made
21-22
Career.....

3-Point Field Goals Attempted
21-22 2, vs. Washington St (11/25/21)
Career..... 2, vs. Washington St (11/25/21)

Free Throws Made
21-22 5, at Boston College (1/23/22)
Career..... 9, vs. Oregon State (2/1/20)

Free Throws Attempted
21-22 8, at Boston College (1/23/22)
Career..... 11, at Stanford (2/7/21)

Double-Doubles
21-22 1, vs. Robert Morris (12/12/21)
Career.. 4, last vs. Robert Morris (12/12/21)

Double-Digit Game
21-22 5
Career..... 23

2021-22 game-by-game

Opponent	Date	GS	MIN	Total			3-Pointers		Free throws		Rebounds			PF	A	TO	BLK	STL	PTS	AVG	
				FG-FGA	PCT	3FG-3FGA	PCT	FT-FTA	PCT	OFF	DEF	TOT	AVG								
Jackson St.	11/09/2021	*	21:21	5-10	.500	0-0	.000	2-3	.667	4	3	7	7.0	4	2	4	4	0	12	12.0	
Bethune-Cookman	11/12/2021	*	17:53	3-7	.429	0-0	.000	0-0	.000	1	6	7	7.0	4	1	3	2	2	6	9.0	
Stetson	11/14/2021	*	18:32	4-4	1.000	0-0	.000	0-0	.000	1	4	5	6.3	3	0	3	1	1	8	8.7	
Fla. Atlantic	11/18/2021	*	19:59	2-4	.500	0-0	.000	2-3	.667	3	3	6	6.3	3	0	1	0	0	6	8.0	
vs Washington St.	11/25/2021	*	30:26	4-7	.571	0-1	.000	1-2	.500	2	2	4	5.8	3	0	2	0	2	9	8.2	
vs Indiana	11/27/2021	*	18:16	4-5	.800	0-0	.000	0-0	.000	0	5	5	5.7	5	1	3	0	1	8	8.2	
at Maryland	12/02/2021	*	19:02	2-5	.400	0-0	.000	0-1	.000	1	0	1	5.0	3	0	1	0	0	4	7.6	
Tulane	12/05/2021	*	21:35	1-4	.250	0-0	.000	4-6	.667	3	6	9	5.5	3	2	2	3	2	6	7.4	
Ark.-Pine Bluff	12/06/2021	*	14:40	5-7	.714	0-0	.000	1-1	1.000	3	2	5	5.4	4	1	2	0	0	11	7.8	
Robert Morris	12/12/2021	*	19:10	4-8	.500	0-0	.000	2-2	1.000	6	9	15	6.4	2	1	1	1	0	10	8.0	
Wake Forest	01/06/2022	*	14:29	1-4	.250	0-0	.000	0-0	.000	2	3	5	6.3	2	0	1	1	1	2	7.5	
NC State	01/09/2022	*	13:39	0-4	.000	0-0	.000	0-0	.000	2	2	4	6.1	2	0	1	0	0	0	6.8	
at Clemson	01/13/2022	*	24:22	7-8	.875	0-0	.000	2-3	.667	2	2	4	5.9	3	1	3	0	0	16	7.5	
Georgia Tech	01/16/2022	*	15:43	3-5	.600	0-1	.000	0-0	.000	0	2	2	5.6	2	1	1	1	1	6	7.4	
Duke	01/18/2022	*	10:24	0-5	.000	0-0	.000	0-0	.000	2	3	5	5.6	0	0	1	0	0	0	6.9	
at Florida St.	01/20/2022	*	23:54	1-3	.333	0-0	.000	3-4	.750	3	6	9	5.8	4	0	3	1	2	5	6.8	
at Boston College	01/23/2022	*	28:17	4-6	.667	0-0	.000	5-8	.625	4	2	6	5.8	3	2	1	4	2	13	7.2	
at Wake Forest	01/27/2022	*	19:03	3-5	.600	0-0	.000	0-0	.000	1	4	5	5.8	3	0	2	1	0	6	7.1	
Louisville	02/01/2022	*	10:54	1-3	.333	0-0	.000	0-0	.000	1	1	2	5.6	3	1	1	0	0	2	6.8	
Syracuse	02/03/2022	*	17:43	7-11	.636	0-0	.000	0-0	.000	1	5	6	5.6	0	0	1	0	0	14	7.2	
at North Carolina	02/06/2022	*	14:33	3-6	.500	0-0	.000	0-2	.000	1	0	1	5.4	2	0	1	0	1	6	7.1	
at Notre Dame	02/10/2022	*	18:09	2-6	.333	0-0	.000	1-2	.500	3	3	6	5.4	4	0	2	0	0	5	7.0	
Florida St.	02/13/2022	*	23:39	3-4	.750	0-0	.000	2-2	1.000	2	4	6	5.4	4	2	0	0	1	8	7.1	
Totals			23	435:44	69-131	.527	0-2	.000	25-39	.641	48	77	125	5.4	66	15	40	19	16	163	7.1

Player Averages

Games Played	Minutes/game	Points/game	FG Pct	3FG Pct	FT Pct	Rebounds/game	Assists/game	Turnovers/game	Assist/Turnover ratio	Steals/game	Blocks/game
23	18.9	7.1	52.7	0.0	64.1	5.4	0.7	1.7	0.4	0.7	0.8

CAREER STATS

SEASON	TEAM	GP-GS	MIN/AVG	Field Goals		3-Point		F-Throws		Rebounds				Scoring						
				FG-FGA	FG%	3FG-3FGA	3FG%	FT-FTA	FT%	OFF	DEF	TOT	AVG	PF-FO	A	TO	BLK	STL	PTS	AVG
2019-20	Utah	31-29	722/23.3	136-236	.576	0-0	.000	62-85	.729	63	119	182	5.9	108-3	38	68	34	25	334	10.8
2020-21	Utah	21-9	315/15.0	35-91	.385	0-2	.000	28-47	.596	33	54	87	4.1	56-3	9	36	12	10	98	4.7
2021-22	Miami	23-23	436/18.9	69-131	.527	0-2	.000	25-39	.641	48	77	125	5.4	66-1	15	40	19	16	163	7.1
TOTAL FOR Miami	23-23	436/18.9	69-131	.527	0-2	.000	25-39	.641	48	77	125	5.4	66-1	15	40	19	16	163	7.1	
TOTAL	75-61	1472/19.6	240-458	.524	0-4	.000	115-171	.673	144	250	394	5.3	230-7	62	144	65	51	595	7.9	



F • Chiso Okafor
Fr. • 6-1 • Mataró, Spain

22

- Recorded her first points as a Cane in the season opener against Jackson State (11/9)
- Competed at the 2019 FIBA U16 Women's European Championship in Skopje, Macedonia; averaged 11.6 points and 7.3 rebounds over seven games
- In a victory over France, tallied 23 points and 10 rebounds for second double-double of the tournament

PLAYER HIGHS

Minutes

21-22 7, 2x, last vs. Indiana (11/27/21)
Career..... 7, 2x, last vs. Indiana (11/27/21)

Points

21-22 2, vs. Jackson State (11/9/21)
Career..... 2, vs. Jackson State (11/9/21)

Rebounds

21-22 2, 2x, last vs. Indiana (11/27/21)
Career..... 2, 2x, last vs. Indiana (11/27/21)

Assists

21-22 1, vs. Stetson (11/14/21)
Career..... 1, vs. Stetson (11/14/21)

Steals

21-22 1, vs. FAU (11/18/21)
Career..... 1, vs. FAU (11/18/21)

Blocks

21-22 1, vs. Beth-Cook (11/12/21)
Career..... 1, vs. Beth-Cook (11/12/21)

Field Goals Made

21-22 1, vs. Jackson State (11/9/21)
Career..... 1, vs. Jackson State (11/9/21)

Field Goals Attempted

21-22 2, 2x, last vs. Indiana (11/27/21)
Career..... 2, 2x, last vs. Indiana (11/27/21)

3-Point Field Goals Made

21-22
Career.....

3-Point Field Goals Attempted

21-22
Career.....

Free Throws Made

21-22 1, vs. Indiana (11/27/21)
Career..... 1, vs. Indiana (11/27/21)

Free Throws Attempted

21-22 4, vs. Indiana (11/27/21)
Career..... 4, vs. Indiana (11/27/21)

Double-Doubles

21-22
Career.....

Double-Digit Game

21-22
Career.....

2021-22 game-by-game

Opponent	Date	GS	MIN	Total		3-Pointers		Free throws		Rebounds				PF			PTS	AVG		
				FG-FGA	PCT	3FG-3FGA	PCT	FT-FTA	PCT	OFF	DEF	TOT	AVG	A	TO	BLK			STL	
Jackson St.	11/09/2021		05:12	1-2	.500	0-0	.000	0-0	.000	0	2	2	2.0	1	0	0	0	0	2	2.0
Bethune-Cookman	11/12/2021		06:46	0-0	.000	0-0	.000	0-0	.000	0	1	1	1.5	0	0	3	1	0	0	1.0
Stetson	11/14/2021		01:14	0-0	.000	0-0	.000	0-0	.000	0	0	0	1.0	0	1	0	0	0	0	0.7
Fla. Atlantic	11/18/2021		02:20	0-0	.000	0-0	.000	0-0	.000	0	1	1	1.0	0	0	0	0	1	0	0.5
vs Indiana	11/27/2021		06:32	0-2	.000	0-0	.000	1-4	.250	2	0	2	1.2	1	0	0	0	0	1	0.6
at Maryland	12/02/2021		00:18	0-0	.000	0-0	.000	0-0	.000	0	0	0	1.0	0	0	0	0	0	0	0.5
Ark.-Pine Bluff	12/06/2021		03:34	0-0	.000	0-0	.000	0-0	.000	0	0	0	0.9	2	0	3	0	0	0	0.4
Totals		0	25:55	1-4	.250	0-0	.000	1-4	.250	2	4	6	0.9	4	1	6	1	1	3	0.4

Player Averages

Games Played	Minutes/ game	Points/ game	FG Pct	3FG Pct	FT Pct	Rebounds/ game	Assists/ game	Turnovers/ game	Assist/Turnover ratio	Steals/ game	Blocks/ game
7	3.7	0.4	25.0	0.0	25.0	0.9	0.1	0.9	0.2	0.1	0.1

CAREER STATS

SEASON	TEAM	GP-GS	MIN/AVG	Field Goals		3-Point		F-Throws		Rebounds				Scoring						
				FG-FGA	FG%	3FG-3FGA	3FG%	FT-FTA	FT%	OFF	DEF	TOT	AVG	PF-FO	A	TO	BLK	STL	PTS	AVG
2021-22	Miami	7-0	26/3.7	1-4	.250	0-0	.000	1-4	.250	2	4	6	0.9	4-0	1	6	1	1	3	0.4
TOTAL		7-0	26/3.7	1-4	.250	0-0	.000	1-4	.250	2	4	6	0.9	4-0	1	6	1	1	3	0.4



F • Paula Fraile Ruiz
So. • 6-4 • Barcelona, Spain

- Made her first appearance as a Cane after sitting out all of her freshman season due to COVID-19 health concerns
- Tallied four points, a rebound and an assist in just five minutes in her first game at Miami
- Read more on Paula's journey at MiamiHurricanes.com
- Spent four seasons competing for Segle XXI Barcelona in the LF2 basketball league in Spain
- Averaged 5.0 points and 5.4 rebounds in 2019-20
- Competed at the FIBA U18 Women's European Championships - Division B, helping Spain to a fifth-place showing
- Took home the bronze at the 2016 FIBA U16 Women's European Championship - Division B games
- Participated in the 2020 Basketball Without Borders Global Camp held in Chicago as part of NBA All-Star Weekend

23

PLAYER HIGHS

Minutes

21-22 13, at UNC (2/6/22)
Career..... 13, at UNC (2/6/22)

Points

21-22 4, vs. Robert Morris (12/12/21)
Career..... 4, vs. Robert Morris (12/12/21)

Rebounds

21-22 2, at UNC (2/6/22)
Career..... 2, at UNC (2/6/22)

Assists

21-22 1, 2x, last at UNC (2/6/22)
Career..... 1, 2x, last at UNC (2/6/22)

Steals

21-22
Career.....

Blocks

21-22
Career.....

Field Goals Made

21-22 2, vs. Robert Morris (12/12/21)
Career..... 2, vs. Robert Morris (12/12/21)

Field Goals Attempted

21-22 4, at UNC (2/6/22)
Career..... 4, at UNC (2/6/22)

3-Point Field Goals Made

21-22
Career.....

3-Point Field Goals Attempted

21-22 2, at UNC (2/6/22)
Career..... 2, at UNC (2/6/22)

Free Throws Made

21-22
Career.....

Free Throws Attempted

21-22
Career.....

Double-Doubles

21-22
Career.....

Double-Digit Game

21-22
Career.....

2021-22 game-by-game

Opponent	Date	GS	MIN	Total		3-Pointers		Free throws		Rebounds				PF	A	TO	BLK	STL	PTS	AVG
				FG-FGA	PCT	3FG-3FGA	PCT	FT-FTA	PCT	OFF	DEF	TOT	AVG							
Robert Morris	12/12/2021		05:04	2-3	.667	0-0	.000	0-0	.000	1	0	1	1.0	1	1	0	0	0	4	4.0
Wake Forest	01/06/2022		03:09	0-1	.000	0-0	.000	0-0	.000	0	0	0	0.5	0	0	0	0	0	0	2.0
at Clemson	01/13/2022		00:15	0-0	.000	0-0	.000	0-0	.000	0	0	0	0.3	0	0	0	0	0	1.3	
at Florida St.	01/20/2022		00:01	0-0	.000	0-0	.000	0-0	.000	0	0	0	0.3	0	0	0	0	0	1.0	
at North Carolina	02/06/2022		12:58	1-4	.250	0-2	.000	0-0	.000	1	1	2	0.6	1	1	0	0	0	2	1.2
at Notre Dame	02/10/2022		01:08	1-1	1.000	0-0	.000	0-0	.000	0	0	0	0.5	0	0	0	0	0	2	1.3
Florida St.	02/13/2022		02:18	1-1	1.000	0-0	.000	0-0	.000	0	0	0	0.4	0	0	1	0	0	2	1.4
Totals			0 24:54	5-10	.500	0-2	.000	0-0	.000	2	1	3	0.4	2	2	1	0	0	10	1.4

Player Averages

Games Played	Minutes/game	Points/game	FG Pct	3FG Pct	FT Pct	Rebounds/game	Assists/game	Turnovers/game	Assist/Turnover ratio	Steals/game	Blocks/game
7	3.6	1.4	50.0	0.0	0.0	0.4	0.3	0.1	2.0	0.0	0.0

CAREER STATS

SEASON	TEAM	GP-GS	MIN/AVG	Field Goals		3-Point		F-Throws		Rebounds				Scoring						
				FG-FGA	FG%	3FG-3FGA	3FG%	FT-FTA	FT%	OFF	DEF	TOT	AVG	PF-FO	A	TO	BLK	STL	PTS	AVG
2021-22	Miami	7-0	25/3.6	5-10	.500	0-2	.000	0-0	.000	2	1	3	0.4	2-0	2	1	0	0	10	1.4
TOTAL		7-0	25/3.6	5-10	.500	0-2	.000	0-0	.000	2	1	3	0.4	2-0	2	1	0	0	10	1.4



G • Karla Erjavec
Sr. • 5-10 • Zagreb, Croatia

25

- In ACC play, is averaging 3.7 assists per game and a 2.0 assist/turnover ratio
- Has tallied 16 multi-assist games this season and recorded five or more assists in six games
- Set a new season high in scoring with 15 points against Florida State (2/13)
- Transferred to Miami in 2020 after playing two seasons at Wyoming
- Named to the Mountain West All-Freshman Team in 2018-19
- Member of the U18 and U20 National Women's Team in Croatia
- Represented Croatia at the FIBA Women's Eurobasket Qualifiers in Nov. 2020
- Both parents, Mlhaden and Ivana, played basketball professionally and father served as an assistant coach for the Croatian national team from 2009-11; 2013

PLAYER HIGHS

Minutes
21-2237, vs. Tulane (12/5/21)
Career..... 42, at San Diego State (1/8/20)*

Points
21-22 15, vs. Florida State (2/13/22)
Career.....19, vs. South Alabama (3/24/19)*

Rebounds
21-22 5, 3x, last vs. Syracuse (2/3/22)
Career..... 8, at New Mexico (12/7/19)*

Assists
21-22 8, vs. Syracuse (2/3/22)
Career.....10, vs. San Jose State (3/4/19)*

Steals
21-22 2, 4x, last at Boston Coll. (1/23/22)
Career..... 6, vs. Chadron State (11/8/18)*

Blocks
21-22 1, 3x, last at Clemson (1/13/22)
Career..... 1, 4x, last at Clemson (1/13/22)*

Field Goals Made
21-226, vs. Robert Morris (12/12/21)
Career...7, 2x, last at New Mexico (12/7/19)*

Field Goals Attempted
21-2210, 4x, last vs. Florida St (2/13/22)
Career.....16, vs. San Diego State (1/9/19)*

3-Point Field Goals Made
21-223, 2x, last vs. Florida St (2/13/22)
Career.....3, 4x, last vs. Florida St (2/13/22)

3-Point Field Goals Attempted
21-227, vs. Tulane (12/5/21)
Career..... 7, 2x, last vs. Tulane (12/5/21)

Free Throws Made
21-22 3, 2x, last vs. Tulane (12/5/21)
Career.....6, vs. Colorado (11/17/19)*

Free Throws Attempted
21-224, 3x, last at Notre Dame (2/10/22)
Career.....7, vs. Colorado (11/17/19)*

Double-Doubles
21-22
Career..... 1

Double-Digit Game
21-22 6
Career..... 24

2021-22 game-by-game

Opponent	Date	GS	MIN	Total		3-Pointers		Free throws		Rebounds				PF	A	TO	BLK	STL	PTS	AVG
				FG-FGA	PCT	3FG-3FGA	PCT	FT-FTA	PCT	OFF	DEF	TOT	AVG							
Jackson St.	11/09/2021	*	18:31	0-3	.000	0-2	.000	3-4	.750	0	3	3	3.0	2	1	1	0	2	3	3.0
Bethune-Cookman	11/12/2021	*	26:13	3-5	.600	2-3	.667	0-0	.000	0	2	2	2.5	2	2	2	0	1	8	5.5
Stetson	11/14/2021	*	33:08	3-7	.429	2-5	.400	1-2	.500	1	2	3	2.7	3	1	1	0	0	9	6.7
Fla. Atlantic	11/18/2021	*	27:12	2-10	.200	1-3	.333	0-0	.000	2	2	4	3.0	0	1	3	1	2	5	6.3
vs Washington St.	11/25/2021	*	27:41	4-10	.400	1-3	.333	2-2	1.000	0	1	1	2.6	1	0	4	0	0	11	7.2
vs Indiana	11/27/2021	*	32:04	2-7	.286	1-2	.500	0-0	.000	0	3	3	2.7	1	3	0	0	1	5	6.8
at Maryland	12/02/2021	*	31:57	5-8	.625	3-4	.750	0-0	.000	0	5	5	3.0	4	3	2	1	1	13	7.7
Tulane	12/05/2021	*	37:12	4-10	.400	1-7	.143	3-4	.750	1	0	1	2.8	1	5	6	0	1	12	8.3
Ark.-Pine Bluff	12/06/2021	*	24:49	2-7	.286	0-2	.000	2-2	1.000	0	3	3	2.8	3	5	0	0	1	6	8.0
Robert Morris	12/12/2021	*	17:48	6-7	.857	2-3	.667	0-0	.000	0	2	2	2.7	1	2	2	0	1	14	8.6
Wake Forest	01/06/2022	*	34:41	2-10	.200	2-5	.400	0-0	.000	0	4	4	2.8	0	2	1	0	2	6	8.4
NC State	01/09/2022	*	21:15	0-3	.000	0-1	.000	0-0	.000	1	2	3	2.8	1	1	4	0	1	0	7.7
at Clemson	01/13/2022	*	35:04	3-9	.333	1-3	.333	0-0	.000	0	1	1	2.7	0	4	3	1	0	7	7.6
Georgia Tech	01/16/2022	*	19:26	1-3	.333	1-2	.500	0-0	.000	0	5	5	2.9	2	3	2	0	0	3	7.3
Duke	01/18/2022	*	28:10	1-2	.500	0-0	.000	2-2	1.000	0	3	3	2.9	0	2	2	0	0	4	7.1
at Florida St.	01/20/2022	*	28:57	1-5	.200	1-4	.250	0-0	.000	0	2	2	2.8	0	5	4	0	1	3	6.8
at Boston College	01/23/2022	*	33:40	5-6	.833	1-2	.500	0-0	.000	0	1	1	2.7	1	4	1	0	2	11	7.1
at Wake Forest	01/27/2022	*	33:40	3-7	.429	2-4	.500	0-0	.000	1	3	4	2.8	1	4	1	0	1	8	7.1
Louisville	02/01/2022	*	32:38	2-4	.500	2-4	.500	0-0	.000	0	3	3	2.8	3	1	2	0	0	6	7.1
Syracuse	02/03/2022	*	29:07	1-5	.200	1-3	.333	0-0	.000	0	5	5	2.9	2	8	0	0	1	3	6.9
at North Carolina	02/06/2022	*	22:44	0-2	.000	0-1	.000	0-0	.000	0	0	0	2.8	3	6	2	0	1	0	6.5
at Notre Dame	02/10/2022	*	30:10	3-9	.333	2-6	.333	1-4	.250	1	1	2	2.7	1	3	0	0	0	9	6.6
Florida St.	02/13/2022	*	29:06	5-10	.500	3-4	.750	2-2	1.000	1	1	2	2.7	2	5	2	0	0	15	7.0
Totals			23	655:13	.389	29-73	.397	16-22	.727	8	54	62	2.7	34	71	45	3	19	161	7.0

Player Averages

Games Played	Minutes/game	Points/game	FG Pct	3FG Pct	FT Pct	Rebounds/game	Assists/game	Turnovers/game	Assist/Turnover ratio	Steals/game	Blocks/game
23	28.5	7.0	38.9	39.7	72.7	2.7	3.1	2.0	1.6	0.8	0.1

CAREER STATS

SEASON	TEAM	Field Goals		3-Point		F-Throws		Rebounds				Scoring								
		GP-GS	MIN/AVG	FG-FGA	FG%	3FG-3FGA	3FG%	FT-FTA	FT%	OFF	DEF	TOT	AVG	PF-FO	A	TO	BLK	STL	PTS	AVG
2018-19	UW	34-34	1073/31.5	117-297	.394	33-99	.333	35-46	.761	7	82	89	2.6	58-0	124	90	6	28	302	8.9
2019-20	UW	22-18	592/26.9	49-148	.331	17-55	.309	23-28	.821	4	63	67	3.0	31-0	70	44	3	9	138	6.3
2020-21	Miami	17-6	365/21.5	27-81	.333	15-47	.319	3-4	.750	3	18	21	1.2	22-0	34	20	0	9	72	4.2
2021-22	Miami	23-23	655/28.5	58-149	.389	29-73	.397	16-22	.727	8	54	62	2.7	34-0	71	45	3	19	161	7.0
TOTAL FOR Miami		40-29	1021/25.5	85-230	.370	44-120	.367	19-26	.731	11	72	83	2.1	56-0	105	65	3	28	233	5.8
TOTAL		96-81	2685/28.0	251-675	.372	94-274	.343	77-100	.770	22	217	239	2.5	145-0	299	199	12	65	673	7.0



F • Maeva Djaldi-Tabdi
Gr. • 6-4 • Paris, France

- Among ACC bench players, ranks sixth in scoring (7.1), 10th in rebounding (3.5) and first in blocks (1.2)
- Tied her career high in scoring (19), 3-pointers made (three) and steals (two) against Duke (1/18)
- Leads the Canes in blocks per game this season (1.2) and ranks 11th in the conference
- Earned All-ACC Freshman Team Honors in her rookie season at Syracuse
- Named the No. 27 player in her high school class and seventh-best forward by espnW HoopGurlz
- Won a gold medal in 3x3 basketball with France at the 2019 NAOC World Beach Games in Doha, Qatar
- Sister, Mousdandy, currently plays professional basketball in France

33

PLAYER HIGHS

Minutes

21-22 26, 2x, last vs. Duke (1/18/22)
Career.....40, vs Louisville (3/6/21)

Points

21-22 19, vs. Duke (1/18/22)
Career..... 19, 2x, last vs. Duke (1/18/22)

Rebounds

21-22 8, vs. Tulane (12/5/21)
Career..... 11, vs Texas A&M (11/14/18)

Assists

21-22 2, vs. Tulane (12/5/21)
Career..... 5, vs Boston College (2/25/21)

Steals

21-22 2, 2x, last vs. Duke (1/18/22)
Career..... 2, 3x, last vs. Duke (1/18/22)

Blocks

21-22 3, 2x, last vs. NC State (1/9/22)
Career..... 5, vs Niagara (12/17/18)*

Field Goals Made

21-22 7, vs. Duke (1/18/22)
Career.....8, vs Boston College (2/10/19)*

Field Goals Attempted

21-22 14, 2x, last vs. Duke (1/18/22)
Career..... 14, 2x, last vs. Duke (1/18/22)

3-Point Field Goals Made

21-22 3, vs. Duke (1/18/22)
Career..... 3, 3x, last vs. Duke (1/18/22)

3-Point Field Goals Attempted

21-22 7, vs. NC State (1/9/22)
Career..... 7, vs. NC State (1/9/22)

Free Throws Made

21-22 2, 2x, last vs. Duke (1/18/22)
Career..... 8, vs Louisville (2/09/20)

Free Throws Attempted

21-22 4, vs. UAPB (12/6/21)
Career..... 8, vs Louisville (2/09/20)

Double-Doubles

21-22
Career..... 2, last vs. Oregon (11/24/19)

Double-Digit Game

21-22 8
Career..... 39

2021-22 game-by-game

Opponent	Date	GS	MIN	Total		3-Pointers		Free throws		Rebounds				PF	A	TO	BLK	STL	PTS	AVG
				FG-FGA	PCT	3FG-3FGA	PCT	FT-FTA	PCT	OFF	DEF	TOT	AVG							
Jackson St.	11/09/2021		21:10	5-10	.500	2-5	.400	0-0	.000	2	3	5	5.0	4	1	3	2	0	12	12.0
Bethune-Cookman	11/12/2021		19:11	2-7	.286	0-2	.000	0-0	.000	4	1	5	5.0	3	1	5	3	1	4	8.0
Stetson	11/14/2021		20:14	4-7	.571	0-2	.000	2-3	.667	0	4	4	4.7	0	0	3	2	1	10	8.7
Fla. Atlantic	11/18/2021		10:41	2-5	.400	0-1	.000	0-0	.000	0	1	1	3.8	5	0	4	0	0	4	7.5
vs Washington St.	11/25/2021		09:34	0-2	.000	0-1	.000	0-0	.000	0	0	0	3.0	0	0	0	1	0	0	6.0
vs Indiana	11/27/2021		09:10	1-4	.250	0-0	.000	1-2	.500	1	3	4	3.2	4	0	1	1	1	3	5.5
at Maryland	12/02/2021		17:23	6-8	.750	1-1	1.000	0-0	.000	1	1	2	3.0	4	0	3	0	0	13	6.6
Tulane	12/05/2021		21:30	1-7	.143	0-2	.000	0-0	.000	3	5	8	3.6	3	2	0	2	0	2	6.0
Ark.-Pine Bluff	12/06/2021		21:46	3-6	.500	0-0	.000	1-4	.250	0	6	6	3.9	2	1	0	1	1	7	6.1
Robert Morris	12/12/2021		13:03	4-7	.571	0-0	.000	0-0	.000	1	3	4	3.9	2	0	0	1	0	8	6.3
Wake Forest	01/06/2022		17:40	2-5	.400	0-0	.000	1-2	.500	2	1	3	3.8	3	1	1	0	0	5	6.2
NC State	01/09/2022		25:38	5-14	.357	2-7	.286	0-0	.000	2	3	5	3.9	3	0	2	3	2	12	6.7
at Clemson	01/13/2022		19:58	6-11	.545	0-0	.000	1-2	.500	3	2	5	4.0	0	1	0	0	1	13	7.2
Georgia Tech	01/16/2022		23:42	2-6	.333	1-2	.500	0-0	.000	0	1	1	3.8	1	1	0	1	0	5	7.0
Duke	01/18/2022		26:15	7-14	.500	3-5	.600	2-2	1.000	3	2	5	3.9	5	1	2	2	2	19	7.8
at Florida St.	01/20/2022		16:06	0-5	.000	0-3	.000	0-0	.000	2	3	5	3.9	2	0	3	2	0	0	7.3
at Boston College	01/23/2022		12:48	3-5	.600	0-2	.000	0-0	.000	0	1	1	3.8	4	0	1	0	0	6	7.2
at Wake Forest	01/27/2022		09:30	3-5	.600	1-1	1.000	0-0	.000	0	0	0	3.6	4	0	1	0	0	7	7.2
Louisville	02/01/2022		23:50	4-6	.667	1-2	.500	0-0	.000	2	2	4	3.6	2	1	2	0	1	9	7.3
Syracuse	02/03/2022		19:45	6-12	.500	1-3	.333	1-2	.500	0	2	2	3.5	1	0	1	2	0	14	7.7
at North Carolina	02/06/2022		16:11	0-8	.000	0-4	.000	0-0	.000	2	4	6	3.6	4	0	1	2	0	0	7.3
at Notre Dame	02/10/2022		19:59	0-6	.000	0-1	.000	0-0	.000	2	2	4	3.6	2	1	1	1	1	0	7.0
Florida St.	02/13/2022		15:35	3-5	.600	2-3	.667	2-2	1.000	0	1	1	3.5	3	1	3	1	0	10	7.1
Totals			0 410:39	69-165	.418	14-47	.298	11-19	.579	30	51	81	3.5	61	12	37	27	11	163	7.1

Player Averages

Games Played	Minutes/ game	Points/ game	FG Pct	3FG Pct	FT Pct	Rebounds/ game	Assists/ game	Turnovers/ game	Assist/Turnover ratio	Steals/ game	Blocks/ game
23	17.9	7.1	41.8	29.8	57.9	3.5	0.5	1.6	0.3	0.5	1.2

CAREER STATS

SEASON	TEAM	Field Goals		3-Point		F-Throws		Rebounds				Scoring								
		GP-GS	MIN/AVG	FG-FGA	FG%	3FG-3FGA	3FG%	FT-FTA	FT%	OFF	DEF	TOT	AVG	PF-FO	A	TO	BLK	STL	PTS	AVG
2018-19	Syr	34-0	574/16.9	130-240	.542	0-3	.000	41-65	.631	75	88	163	4.8	99-2	11	86	36	11	301	8.9
2019-20	Syr	31-0	512/16.5	91-178	.511	8-21	.381	59-78	.756	53	55	108	3.5	97-4	15	70	45	10	249	8.0
2020-21	Syr	24-2	388/16.2	43-106	.406	13-49	.265	14-19	.737	21	43	64	2.7	64-2	19	32	22	6	113	4.7
2021-22	Miami	23-0	411/17.9	69-165	.418	14-47	.298	11-19	.579	30	51	81	3.5	61-2	12	37	27	11	163	7.1
TOTAL FOR Miami		23-0	411/17.9	69-165	.418	14-47	.298	11-19	.579	30	51	81	3.5	61-2	12	37	27	11	163	7.1
TOTAL		112-2	1885/16.8	333-689	.483	35-120	.292	125-181	.691	179	237	416	3.7	321-10	57	225	130	38	826	7.4



F • Naomi Mbandu
Sr. • 6-2 • Amiens, France

- Tied her season high in scoring with nine points against Florida State (2/13)
- Has started 28 of her 44 games in a Canes uniform
- Considered the No. 2 junior college prospect by ASGR Basketball
- Spent two seasons at Gulf Coast State College, helping the Commodores to the NJCAA Division I Women's Basketball national championship title in 2019
- Represented France at the 2019 FIBA U20 Women's European Championship, helping the team to a third-place finish
- Former teammate of current Miami player, Kenza Salgues, at Le Centre Fédéral de Basketball in Paris, France

35

PLAYER HIGHS

Minutes

21-22 31, vs. Jackson State (11/9/21)
Career..... 32, vs. Georgia Tech (1/28/21)

Points

21-22 9, vs. Florida State (2/13/22)
Career..... 17, at Louisville (1/26/21)

Rebounds

21-22 9, vs. FAU (11/18/21)
Career..... 11, at Louisville (1/26/21)

Assists

21-22 3, vs. UAPB (12/6/21)
Career.. 4, 2x, last vs. Florida State (2/7/21)

Steals

21-22 2, 3x, last vs. Florida St (2/13/22)
Career..... 5, at Clemson (2/28/21)

Blocks

21-22 1, 2x, last vs. Georgia Tech (1/16/21)
Career.. 1, 6x, last vs. Georgia Tech (1/16/21)

Field Goals Made

21-22 4, 2x, last vs. UAPB (12/6/21)
Career..... 7, vs. Florida State (2/7/21)

Field Goals Attempted

21-22 9, 2x, last vs. UAPB (12/6/21)
Career..... 12, at Pittsburgh (1/21/21)

3-Point Field Goals Made

21-22 1, 3x, last vs. Florida St (2/13/22)
Career..... 2, at Pittsburgh (1/21/21)

3-Point Field Goals Attempted

21-22 3, vs. Jackson State (11/9/21)
Career..... 4, 2x, last at Pittsburgh (1/21/21)

Free Throws Made

21-22 2, 3x, last vs. Florida St (2/13/22)
Career..... 5, 3x, last at Louisville (1/26/21)

Free Throws Attempted

21-22 4, vs. Florida State (2/13/22)
Career..... 8, at Syracuse (1/17/21)

Double-Doubles

21-22
Career..... 1, at Louisville (1/26/21)

Double-Digit Game

21-22
Career..... 6

2021-22 game-by-game

Opponent	Date	GS	MIN	Total		3-Pointers		Free throws		Rebounds				PF	A	TO	BLK	STL	PTS	AVG	
				FG-FGA	PCT	3FG-3FGA	PCT	FT-FTA	PCT	OFF	DEF	TOT	AVG								
Jackson St.	11/09/2021	*	30:44	2-9	.222	1-3	.333	2-3	.667	2	6	8	8.0	2	2	5	0	0	7	7.0	
Bethune-Cookman	11/12/2021	*	17:57	4-7	.571	0-2	.000	0-0	.000	2	2	4	6.0	0	2	1	0	0	8	7.5	
Stetson	11/14/2021	*	22:35	3-5	.600	0-0	.000	1-2	.500	4	2	6	6.0	1	2	2	0	1	7	7.3	
Fla. Atlantic	11/18/2021	*	25:51	2-6	.333	0-2	.000	0-0	.000	5	4	9	6.8	3	1	1	0	0	4	6.5	
vs Washington St.	11/25/2021	*	12:43	0-3	.000	0-1	.000	0-0	.000	2	1	3	6.0	1	0	1	0	0	0	5.2	
vs Indiana	11/27/2021	*	27:25	2-6	.333	1-2	.500	2-2	1.000	0	2	2	5.3	3	2	2	0	2	7	5.5	
at Maryland	12/02/2021	*	27:53	0-4	.000	0-1	.000	1-2	.500	0	2	2	4.9	5	2	0	0	1	1	4.9	
Tulane	12/05/2021	*	18:09	3-6	.500	0-1	.000	0-0	.000	1	1	2	4.5	1	0	3	0	0	6	5.0	
Ark.-Pine Bluff	12/06/2021	*	28:29	4-9	.444	0-2	.000	1-1	1.000	1	3	4	4.4	1	3	3	0	2	9	5.4	
Robert Morris	12/12/2021	*	20:52	1-3	.333	0-2	.000	1-1	1.000	0	4	4	4.4	1	2	3	0	1	3	5.2	
Wake Forest	01/06/2022	*	08:49	0-2	.000	0-0	.000	0-0	.000	1	1	2	4.2	1	1	0	1	0	0	4.7	
NC State	01/09/2022	*	11:32	0-2	.000	0-1	.000	0-0	.000	1	1	2	4.0	1	0	0	0	0	0	4.3	
at Clemson	01/13/2022		03:10	0-0	.000	0-0	.000	0-0	.000	1	0	1	3.8	2	0	1	0	0	0	4.0	
Georgia Tech	01/16/2022		10:49	2-3	.667	0-0	.000	1-1	1.000	0	2	2	3.6	0	0	1	1	0	5	4.1	
Duke	01/18/2022		02:59	0-1	.000	0-0	.000	0-0	.000	0	0	0	3.4	2	0	0	0	0	0	3.8	
at Florida St.	01/20/2022		04:00	0-0	.000	0-0	.000	0-0	.000	0	1	1	3.3	1	0	0	0	0	0	3.6	
at Boston College	01/23/2022		02:55	0-1	.000	0-0	.000	0-0	.000	1	0	1	3.1	2	0	1	0	0	0	3.4	
at Wake Forest	01/27/2022		11:27	2-2	1.000	0-0	.000	0-0	.000	1	0	1	3.0	0	0	1	0	0	4	3.4	
Louisville	02/01/2022		13:33	1-1	1.000	0-0	.000	0-0	.000	0	1	1	2.9	1	0	2	0	0	2	3.3	
Syracuse	02/03/2022		03:56	1-2	.500	0-0	.000	0-0	.000	1	0	1	2.8	0	0	0	0	0	2	3.3	
at Notre Dame	02/10/2022		13:31	0-0	.000	0-0	.000	0-0	.000	1	2	3	2.8	0	0	0	0	0	0	3.1	
Florida St.	02/13/2022	*	16:59	3-5	.600	1-2	.500	2-4	.500	0	1	1	2.7	3	2	1	0	2	9	3.4	
Totals			13	336:18	30-77	.390	3-19	.158	11-16	.688	24	36	60	2.7	31	19	28	2	9	74	3.4

Player Averages

Games Played	Minutes/game	Points/game	FG Pct	3FG Pct	FT Pct	Rebounds/game	Assists/game	Turnovers/game	Assist/Turnover ratio	Steals/game	Blocks/game
22	15.3	3.4	39.0	15.8	68.8	2.7	0.9	1.3	0.7	0.4	0.1

CAREER STATS

SEASON	TEAM	GP-GS	MIN/AVG	Field Goals		3-Point		F-Throws		Rebounds				Scoring						
				FG-FGA	FG%	3FG-3FGA	3FG%	FT-FTA	FT%	OFF	DEF	TOT	AVG	PF-FO	A	TO	BLK	STL	PTS	AVG
2020-21	Miami	22-16	570/25.9	62-133	.466	10-33	.303	43-52	.827	30	74	104	4.7	46-0	36	34	4	31	177	8.0
2021-22	Miami	22-13	336/15.3	30-77	.390	3-19	.158	11-16	.688	24	36	60	2.7	31-1	19	28	2	9	74	3.4
TOTAL		44-29	907/20.6	92-210	.438	13-52	.250	54-68	.794	54	110	164	3.7	77-1	55	62	6	40	251	5.7



2021-22 OVERALL STATS

Game Records

Record	Overall	Home	Away	Neutral
ALL GAMES	13-10	10-4	3-4	0-2
CONFERENCE	6-7	3-4	3-3	0-0
NON-CONFERENCE	7-3	7-0	0-1	0-2

Score by Periods

Team	1st	2nd	3rd	4th	OT	TOT
Miami (FL)	355	352	374	331	0	1412
Opponents	373	320	356	339	0	1388

Team Box Score

No.	Player	Total			3-Point		F-Throw		Rebounds				Other				PTS	AVG				
		GP-GS	MIN	AVG	FG-FGA	FG%	3FG-3FGA	3FG%	FT-FTA	FT%	OFF	DEF	TOT	AVG	PF	DQ			A	TO	BLK	STL
20	MARSHALL, Kelsey	23-23	736:11	32.0	113-288	.392	60-177	.339	34-45	.756	7	70	77	3.3	41	0	67	63	7	35	320	13.9
12	WILLIAMS, Ja'Leah	23-17	611:46	26.6	68-156	.436	3-22	.136	36-55	.655	49	49	98	4.3	38	0	48	51	6	46	175	7.6
33	DJALDI-TABDI, Maeva	23-0	410:39	17.9	69-165	.418	14-47	.298	11-19	.579	30	51	81	3.5	61	2	12	37	27	11	163	7.1
21	PENDANDE, Lola	23-23	435:44	18.9	69-131	.527	0-2	.000	25-39	.641	48	77	125	5.4	66	1	15	40	19	16	163	7.1
25	ERJAVEC, Karla	23-23	655:13	28.5	58-149	.389	29-73	.397	16-22	.727	8	54	62	2.7	34	0	71	45	3	19	161	7.0
3	HARDEN, Destiny	13-10	245:60	18.9	33-77	.429	5-19	.263	15-22	.682	13	32	45	3.5	24	0	13	21	4	17	86	6.6
5	GRAY, Mykea	20-6	333:50	16.7	29-115	.252	18-59	.305	26-33	.788	7	24	31	1.6	26	0	28	35	2	10	102	5.1
13	DWYER, Lashae	22-0	285:13	13.0	25-83	.301	4-20	.200	30-44	.682	24	22	46	2.1	46	1	19	24	1	30	84	3.8
35	MBANDU, Naomi	22-13	336:18	15.3	30-77	.390	3-19	.158	11-16	.688	24	36	60	2.7	31	1	19	28	2	9	74	3.4
4	ROBERTS, Jasmyne	19-0	149:49	7.9	16-37	.432	3-9	.333	2-4	.500	9	20	29	1.5	20	0	7	9	0	14	37	1.9
1	JOHNSON SIDI BABA, Moulayna	20-0	348:29	17.4	10-56	.179	3-29	.103	11-18	.611	17	77	94	4.7	14	0	11	20	3	8	34	1.7
23	FRAILE RUIZ, Paula	7-0	24:54	3.6	5-10	.500	0-2	.000	0-0	.000	2	1	3	0.4	2	0	2	1	0	0	10	1.4
22	OKAFOR, Chiso	7-0	25:55	3.7	1-4	.250	0-0	.000	1-4	.250	2	4	6	0.9	4	0	1	6	1	1	3	0.4
Team											58	49	107				15					
Total		23	4600		526-1348	.390	142-478	.297	218-321	.679	298	566	864	37.6	407	5	313	395	75	216	1412	61.4
Opponents		23	4600		505-1277	.395	125-415	.301	253-367	.689	254	554	808	35.1	359	4	297	415	92	165	1388	60.3

Team Statistics

	MIAMI	OPP
Scoring	1412	1388
Points per game	61.4	60.3
Scoring margin	+1.0	-
Field goals-att	526-1348	505-1277
Field goal pct	.390	.395
3 point fg-att	142-478	125-415
3-point FG pct	.297	.301
3-pt FG made per game	6.2	5.4
Free throws-att	218-321	253-367
Free throw pct	.679	.689
F-Throws made per game	9.5	11.0
Rebounds	864	808
Rebounds per game	37.6	35.1
Rebounding margin	+2.4	-
Assists	313	297
Assists per game	13.6	12.9
Turnovers	395	415
Turnovers per game	17.2	18.0
Turnover margin	+0.9	-
Assist/turnover ratio	0.8	0.7
Steals	216	165
Steals per game	9.4	7.2
Blocks	75	92
Blocks per game	3.3	4.0
Winning streak	1	-
Home win streak	2	-
Attendance	16042	17236
Home games-Avg/Game	14-1146	7-2462
Neutral site-Avg/Game	-	2-0

Team Results

Date	Opponent		Score	Att.
11/09/2021	Jackson St.	W	72-67	1102
11/12/2021	Bethune-Cookman	W	55-43	1128
11/14/2021	Stetson	W	54-39	1006
11/18/2021	Fla. Atlantic	W	56-46	1087
11/25/2021	vs Washington St.	L	47-62	0
11/27/2021	vs Indiana	L	51-53	0
12/02/2021	at Maryland	L	74-82	4367
12/05/2021	Tulane	W	70-63	1246
12/06/2021	Ark.-Pine Bluff	W	78-65	1123
12/12/2021	Robert Morris	W	86-45	1609
01/06/2022	Wake Forest	L	46-47	1135
01/09/2022	NC State	L	64-76	1873
01/13/2022	at Clemson	W	69-60	408
01/16/2022	Georgia Tech	W	46-45	1256
01/18/2022	Duke	L	49-58	1443
01/20/2022	at Florida St.	W	59-52	2190
01/23/2022	at Boston College	L	66-79	914
01/27/2022	at Wake Forest	W	66-59	1690
02/01/2022	Louisville	L	66-69	0
02/03/2022	Syracuse	W	71-65	0
02/06/2022	at North Carolina	L	38-85	2759
02/10/2022	at Notre Dame	L	53-69	4908
02/13/2022	Florida St.	W	76-59	2034



2021-22 ACC STATS

Game Records

Record	Overall	Home	Away	Neutral
ALL GAMES	6-7	3-4	3-3	0-0
CONFERENCE	6-7	3-4	3-3	0-0
NON-CONFERENCE	0-0	0-0	0-0	0-0

Score by Periods

Team	1st	2nd	3rd	4th	OT	TOT
Miami (FL)	191	193	196	189	0	769
Opponents	231	196	200	196	0	823

Team Box Score

No.	Player	Total			3-Point			F-Throw			Rebounds				PF DQ A TO BLK STL PTS AVG							
		GP-GS	MIN	AVG	FG-FGA	FG%	3FG-3FGA	3FG%	FT-FTA	FT%	OFF	DEF	TOT	AVG	PF	DQ	A	TO	BLK	STL	PTS	AVG
20	MARSHALL, Kelsey	13-13	428:10	32.9	63-152	.414	30-95	.316	19-26	.731	3	38	41	3.2	26	0	36	42	6	20	175	13.5
12	WILLIAMS, Ja'Leah	13-12	377:08	29.0	44-105	.419	2-10	.200	23-32	.719	30	33	63	4.8	20	0	30	36	3	22	113	8.7
33	DJALDI-TABDI, Maeva	13-0	246:57	19.0	41-102	.402	11-33	.333	7-10	.700	18	24	42	3.2	34	1	7	18	14	7	100	7.7
3	HARDEN, Destiny	13-10	245:60	18.9	33-77	.429	5-19	.263	15-22	.682	13	32	45	3.5	24	0	13	21	4	17	86	6.6
21	PENDANDE, Lola	13-13	228:57	17.6	35-70	.500	0-1	.000	13-21	.619	24	37	61	4.7	32	0	7	18	8	8	83	6.4
25	ERJAVEC, Karla	13-13	376:04	28.9	27-75	.360	16-39	.410	5-8	.625	4	31	35	2.7	16	0	48	24	1	9	75	5.8
5	GRAY, Mykea	12-1	169:31	14.1	16-59	.271	9-29	.310	13-18	.722	2	6	8	0.7	13	0	11	18	2	9	54	4.5
4	ROBERTS, Jasmyne	11-0	96:56	8.8	9-22	.409	2-5	.400	2-4	.500	5	12	17	1.5	12	0	3	4	0	11	22	2.0
13	DWYER, Lashae	12-0	123:36	10.3	8-30	.267	0-3	.000	7-11	.636	9	10	19	1.6	20	1	7	7	1	6	23	1.9
35	MBANDU, Naomi	12-3	93:39	7.8	9-19	.474	1-3	.333	3-5	.600	7	9	16	1.3	13	0	3	7	2	2	22	1.8
1	JOHNSON SIDI BABA, Moulayna	10-0	178:46	17.9	3-25	.120	1-12	.083	3-6	.500	6	48	54	5.4	7	0	7	8	0	4	10	1.0
23	FRAILE RUIZ, Paula	6-0	19:50	3.3	3-7	.429	0-2	.000	0-0	.000	1	1	2	0.3	1	0	1	1	0	0	6	1.0
Team											31	29	60				11					
Total		13	2586		291-743	.392	77-251	.307	110-163	.675	153	310	463	35.6	218	2	173	215	41	115	769	59.2
Opponents		13	2596		303-735	.412	82-252	.325	135-190	.711	142	315	457	35.2	193	2	182	212	58	90	823	63.3

Team Statistics

	MIAMI	OPP
Scoring	769	823
Points per game	59.2	63.3
Scoring margin	-4.2	-
Field goals-att	291-743	303-735
Field goal pct	.392	.412
3 point fg-att	77-251	82-252
3-point FG pct	.307	.325
3-pt FG made per game	5.9	6.3
Free throws-att	110-163	135-190
Free throw pct	.675	.711
F-Throws made per game	8.5	10.4
Rebounds	463	457
Rebounds per game	35.6	35.2
Rebounding margin	+0.5	-
Assists	173	182
Assists per game	13.3	14.0
Turnovers	215	212
Turnovers per game	16.5	16.3
Turnover margin	-0.2	-
Assist/turnover ratio	0.8	0.9
Steals	115	90
Steals per game	8.8	6.9
Blocks	41	58
Blocks per game	3.2	4.5
Winning streak	1	-
Home win streak	2	-
Attendance	7741	12869
Home games-Avg/Game	7-1106	6-2145
Neutral site-Avg/Game	-	0-0

Team Results

Date	Opponent		Score	Att.
01/06/2022	Wake Forest	L	46-47	1135
01/09/2022	NC State	L	64-76	1873
01/13/2022	at Clemson	W	69-60	408
01/16/2022	Georgia Tech	W	46-45	1256
01/18/2022	Duke	L	49-58	1443
01/20/2022	at Florida St.	W	59-52	2190
01/23/2022	at Boston College	L	66-79	914
01/27/2022	at Wake Forest	W	66-59	1690
02/01/2022	Louisville	L	66-69	0
02/03/2022	Syracuse	W	71-65	0
02/06/2022	at North Carolina	L	38-85	2759
02/10/2022	at Notre Dame	L	53-69	4908
02/13/2022	Florida St.	W	76-59	2034



MIAMI GAME-BY-GAME

Opponent	Date	Score	Total		3-Pointers		Free throws		Rebounds										
			FG-FGA	PCT	3FG-3FGA	PCT	FT-FTA	PCT	OFF	DEF	TOT	AVG	PF	A	TO	BLK	STL	PTS	AVG
Jackson St.	11/09/2021	72-67 W	23-63	.365	11-33	.333	15-21	.714	15	36	51	51.0	24	19	19	7	7	72	72.0
Bethune-Cookman	11/12/2021	55-43 W	19-59	.322	8-24	.333	9-17	.529	22	29	51	51.0	23	14	28	7	8	55	63.5
Stetson	11/14/2021	54-39 W	19-53	.358	4-20	.200	12-19	.632	15	28	43	48.3	9	14	20	4	7	54	60.3
Fla. Atlantic	11/18/2021	56-46 W	21-67	.313	4-25	.160	10-15	.667	19	20	39	46.0	20	6	17	3	12	56	59.3
vs Washington St.	11/25/2021	47-62 L	16-54	.296	4-19	.211	11-16	.688	13	15	28	42.4	12	7	16	1	11	47	56.8
vs Indiana	11/27/2021	51-53 L	20-59	.339	5-18	.278	6-12	.500	5	23	28	40.0	25	11	12	1	15	51	55.8
at Maryland	12/02/2021	74-82 L	26-58	.448	9-19	.474	13-16	.813	7	15	22	37.4	24	15	12	1	9	74	58.4
Tulane	12/05/2021	70-63 W	24-57	.421	7-24	.292	15-18	.833	15	26	41	37.9	16	15	16	6	9	70	59.9
Ark.-Pine Bluff	12/06/2021	78-65 W	32-66	.485	5-22	.227	9-16	.563	15	26	41	38.2	22	20	19	1	13	78	61.9
Robert Morris	12/12/2021	86-45 W	35-69	.507	8-23	.348	8-8	1.000	19	38	57	40.1	14	19	21	3	10	86	64.3
Wake Forest	01/06/2022	46-47 L	16-57	.281	4-18	.222	10-16	.625	11	24	35	39.6	15	10	10	6	11	46	62.6
NC State	01/09/2022	64-76 L	24-66	.364	9-26	.346	7-9	.778	21	17	38	39.5	16	12	14	4	8	64	62.8
at Clemson	01/13/2022	69-60 W	30-57	.526	4-12	.333	5-9	.556	12	24	36	39.2	19	12	23	1	8	69	63.2
Georgia Tech	01/16/2022	46-45 W	19-48	.396	4-16	.250	4-7	.571	3	28	31	38.6	18	11	15	3	10	46	62.0
Duke	01/18/2022	49-58 L	18-58	.310	4-13	.308	9-11	.818	10	25	35	38.4	14	8	14	4	9	49	61.1
at Florida St.	01/20/2022	59-52 W	19-57	.333	11-31	.355	10-17	.588	19	28	47	38.9	18	10	20	4	11	59	61.0
at Boston College	01/23/2022	66-79 L	26-52	.500	2-13	.154	12-18	.667	9	17	26	38.2	20	16	17	4	13	66	61.3
at Wake Forest	01/27/2022	66-59 W	25-57	.439	6-21	.286	10-11	.909	13	27	40	38.3	16	14	12	3	5	66	61.6
Louisville	02/01/2022	66-69 L	24-51	.471	5-17	.294	13-17	.765	9	20	29	37.8	12	14	17	3	6	66	61.8
Syracuse	02/03/2022	71-65 W	29-68	.426	5-15	.333	8-12	.667	13	40	53	38.6	14	21	14	2	6	71	62.3
at North Carolina	02/06/2022	38-85 L	15-66	.227	4-25	.160	4-9	.444	12	22	34	38.3	24	12	18	2	7	38	61.1
at Notre Dame	02/10/2022	53-69 L	19-57	.333	10-27	.370	5-11	.455	15	21	36	38.2	16	14	24	4	9	53	60.7
Florida St.	02/13/2022	76-59 W	27-49	.551	9-17	.529	13-16	.813	6	17	23	37.6	16	19	17	1	12	76	61.4
Total		1412	526-1348	.390	142-478	.297	218-321	.679	298	566	864	37.6	407	313	395	75	216	1412	61.4
Opponents		1388	505-1277	.395	125-415	.301	253-367	.689	254	554	808	35.1	359	297	415	92	165	1388	60.3

Miami (FL) Averages

Games Played	Points/game	FG Pct	3FG Pct	FT Pct	Rebounds/game	Assists/game	Turnovers/game	Assist/Turnover ratio	Steals/game	Blocks/game
23	61.4	39.0	29.7	67.9	37.6	13.6	17.2	0.8	9.4	3.3



OPPONENT GAME-BY-GAME

Opponent	Date	Score	Total		3-Pointers		Free throws		Rebounds										
			FG-FGA	PCT	3FG-3FGA	PCT	FT-FTA	PCT	OFF	DEF	TOT	AVG	PF	A	TO	BLK	STL	PTS	AVG
Jackson St.	11/09/2021	72-67 W	25-66	.379	3-13	.231	14-22	.636	12	28	40	40.0	21	15	15	4	8	67	67.0
Bethune-Cookman	11/12/2021	55-43 W	13-55	.236	4-19	.211	13-22	.591	16	18	34	37.0	16	8	19	10	9	43	55.0
Stetson	11/14/2021	54-39 W	14-53	.264	7-21	.333	4-5	.800	12	22	34	36.0	19	9	21	0	9	39	49.7
Fla. Atlantic	11/18/2021	56-46 W	15-40	.375	5-17	.294	11-18	.611	6	28	34	35.5	19	9	28	3	4	46	48.8
vs Washington St.	11/25/2021	47-62 L	24-52	.462	4-14	.286	10-13	.769	13	26	39	36.2	12	11	25	6	10	62	51.4
vs Indiana	11/27/2021	51-53 L	20-44	.455	2-9	.222	11-21	.524	7	36	43	37.3	18	10	24	1	4	53	51.7
at Maryland	12/02/2021	74-82 L	27-59	.458	3-12	.250	25-34	.735	21	27	48	38.9	14	13	16	4	4	82	56.0
Tulane	12/05/2021	70-63 W	24-63	.381	8-23	.348	7-10	.700	15	19	34	38.3	16	22	16	1	9	63	56.9
Ark.-Pine Bluff	12/06/2021	78-65 W	24-55	.436	2-14	.143	15-17	.882	5	21	26	36.9	16	11	21	5	7	65	57.8
Robert Morris	12/12/2021	86-45 W	16-55	.291	5-21	.238	8-15	.533	5	14	19	35.1	15	7	18	0	11	45	56.5
Wake Forest	01/06/2022	46-47 L	17-52	.327	5-16	.313	8-15	.533	12	32	44	35.9	19	7	18	5	8	47	55.6
NC State	01/09/2022	64-76 L	29-53	.547	8-18	.444	10-12	.833	7	21	28	35.3	11	21	13	8	8	76	57.3
at Clemson	01/13/2022	69-60 W	25-52	.481	4-17	.235	6-11	.545	6	17	23	34.3	16	9	21	3	12	60	57.5
Georgia Tech	01/16/2022	46-45 W	16-56	.286	2-13	.154	11-12	.917	13	27	40	34.7	11	12	15	4	5	45	56.6
Duke	01/18/2022	49-58 L	22-52	.423	5-24	.208	9-15	.600	9	31	40	35.1	14	16	16	5	6	58	56.7
at Florida St.	01/20/2022	59-52 W	16-50	.320	4-17	.235	16-25	.640	10	20	30	34.8	15	10	16	5	10	52	56.4
at Boston College	01/23/2022	66-79 L	30-60	.500	9-16	.563	10-14	.714	14	18	32	34.6	17	15	17	3	4	79	57.8
at Wake Forest	01/27/2022	66-59 W	23-65	.354	8-21	.381	5-13	.385	16	19	35	34.6	15	11	11	4	3	59	57.8
Louisville	02/01/2022	66-69 L	28-61	.459	8-20	.400	5-9	.556	15	20	35	34.6	16	23	15	4	5	69	58.4
Syracuse	02/03/2022	71-65 W	20-67	.299	9-32	.281	16-19	.842	9	27	36	34.7	19	9	10	5	8	65	58.8
at North Carolina	02/06/2022	38-85 L	28-63	.444	9-29	.310	20-21	.952	13	40	53	35.6	15	14	15	7	4	85	60.0
at Notre Dame	02/10/2022	53-69 L	26-55	.473	6-16	.375	11-13	.846	9	26	35	35.5	10	20	20	5	11	69	60.4
Florida St.	02/13/2022	76-59 W	23-49	.469	5-13	.385	8-11	.727	9	17	26	35.1	15	15	25	0	6	59	60.3
Total		1388	505-1277	.395	125-415	.301	253-367	.689	254	554	808	35.1	359	297	415	92	165	1388	60.3
Miami (FL)		1412	526-1348	.390	142-478	.297	218-321	.679	298	566	864	37.6	407	313	395	75	216	1412	61.4

Opponents Averages

Games Played	Points/game	FG Pct	3FG Pct	FT Pct	Rebounds/game	Assists/game	Turnovers/game	Assist/Turnover ratio	Steals/game	Blocks/game
23	60.3	39.5	30.1	68.9	35.1	12.9	18.0	0.7	7.2	4.0



INDIVIDUAL GAME HIGHS

Miami (FL) - Individual Game Highs

POINTS	24	Kelsey Marshall at Maryland (12/02/2021)
	21	Kelsey Marshall at Florida St. (01/20/2022)
	20	Kelsey Marshall vs Indiana (N) (11/27/2021)
	19	Maeva Djaldi-Tabdi vs Duke (01/18/2022)
	19	Kelsey Marshall vs Ark.-Pine Bluff (12/06/2021)
FIELD GOALS MADE	19	Kelsey Marshall vs Tulane (12/05/2021)
	19	Kelsey Marshall vs Jackson St. (11/09/2021)
	8	Kelsey Marshall vs Indiana (N) (11/27/2021)
	7	Lola Pendande vs Syracuse (02/03/2022)
	7	Kelsey Marshall at Wake Forest (01/27/2022)
	7	Kelsey Marshall at Florida St. (01/20/2022)
	7	Maeva Djaldi-Tabdi vs Duke (01/18/2022)
	7	Lola Pendande at Clemson (01/13/2022)
	7	Kelsey Marshall vs NC State (01/09/2022)
	7	Ja'Leah Williams vs Ark.-Pine Bluff (12/06/2021)
FIELD GOAL ATTEMPTS	7	Kelsey Marshall vs Tulane (12/05/2021)
	7	Kelsey Marshall at Maryland (12/02/2021)
	19	Kelsey Marshall at Florida St. (01/20/2022)
	19	Kelsey Marshall at Maryland (12/02/2021)
FIELD GOAL PERCENTAGE (min 5 made)	.875 (7-8)	Lola Pendande at Clemson (01/13/2022)
	.857 (6-7)	Ja'Leah Williams vs Louisville (02/01/2022)
	.857 (6-7)	Karla Erjavec vs Robert Morris (12/12/2021)
3 PT FG MADE	6	Kelsey Marshall at Notre Dame (02/10/2022)
	5	Kelsey Marshall at Florida St. (01/20/2022)
	5	Kelsey Marshall vs Tulane (12/05/2021)
	5	Kelsey Marshall at Maryland (12/02/2021)
	5	Kelsey Marshall vs Jackson St. (11/09/2021)
3 PT FG ATTEMPTS	14	Kelsey Marshall at Florida St. (01/20/2022)
	12	Kelsey Marshall at Maryland (12/02/2021)
	12	Kelsey Marshall vs Jackson St. (11/09/2021)
3 PT FG PERCENTAGE (min 2 made)	1.000 (2-2)	Mykea Gray vs Syracuse (02/03/2022)
	.750 (3-4)	Karla Erjavec vs Florida St. (02/13/2022)
	.750 (3-4)	Karla Erjavec at Maryland (12/02/2021)
FREE THROWS MADE	7	Kelsey Marshall vs Wake Forest (01/06/2022)
	7	Lashae Dwyer at Maryland (12/02/2021)
FREE THROW ATTEMPTS	8	Lola Pendande at Boston College (01/23/2022)
	8	Kelsey Marshall vs Wake Forest (01/06/2022)
FREE THROW PERCENTAGE (min 3 made)	1.000 (7-7)	Lashae Dwyer at Maryland (12/02/2021)
	1.000 (6-6)	Ja'Leah Williams at Wake Forest (01/27/2022)
	1.000 (4-4)	Moulayna Johnson Sidi Baba vs Robert Morris (12/12/2021)
	1.000 (4-4)	Ja'Leah Williams vs Tulane (12/05/2021)
	1.000 (4-4)	Lashae Dwyer vs Tulane (12/05/2021)
	1.000 (3-3)	Mykea Gray vs Louisville (02/01/2022)
	1.000 (3-3)	Mykea Gray vs NC State (01/09/2022)
	1.000 (3-3)	Mykea Gray vs NC State (01/09/2022)
REBOUNDS	16	Moulayna Johnson Sidi Baba vs Syracuse (02/03/2022)
	15	Lola Pendande vs Robert Morris (12/12/2021)
ASSISTS	8	Karla Erjavec vs Syracuse (02/03/2022)
	7	Ja'Leah Williams vs Ark.-Pine Bluff (12/06/2021)
STEALS	8	Lashae Dwyer vs Fla. Atlantic (11/18/2021)
	6	Ja'Leah Williams vs Ark.-Pine Bluff (12/06/2021)
BLOCKED SHOTS	4	Lola Pendande at Boston College (01/23/2022)
FOULS	5	Lashae Dwyer at North Carolina (02/06/2022)
	5	Maeva Djaldi-Tabdi vs Duke (01/18/2022)
	5	Naomi Mbandu at Maryland (12/02/2021)
	5	Lola Pendande vs Indiana (N) (11/27/2021)
	5	Maeva Djaldi-Tabdi vs Fla. Atlantic (11/18/2021)

Opponent - Individual Game Highs

POINTS	26	Angel Reese at Maryland (12/02/2021)
	24	Delicia Washington at Clemson (01/13/2022)
	23	Taylor Soule at Boston College (01/23/2022)
	22	Ashley Owusu at Maryland (12/02/2021)
	21	Maddy Westbeld at Notre Dame (02/10/2022)
FIELD GOALS MADE	21	Kianna Smith vs Louisville (02/01/2022)
	10	Taylor Soule at Boston College (01/23/2022)
	10	Delicia Washington at Clemson (01/13/2022)
	10	Angel Reese at Maryland (12/02/2021)
	10	Teisha Hyman vs Syracuse (02/03/2022)
FIELD GOAL ATTEMPTS	19	Ameshya Williams vs Jackson St. (11/09/2021)
	20	Ameshya Williams vs Jackson St. (11/09/2021)
FIELD GOAL PERCENTAGE (min 5 made)	.833 (5-6)	Alyssa Ustby at North Carolina (02/06/2022)
	.800 (8-10)	Elissa Cunane vs NC State (01/09/2022)
3 PT FG MADE	4	Maddy Westbeld at Notre Dame (02/10/2022)
	4	Deja Kelly at North Carolina (02/06/2022)
	4	Naje Murray vs Syracuse (02/03/2022)
	4	Jewel Spear at Wake Forest (01/27/2022)
	4	Marnelle Garraud at Boston College (01/23/2022)
3 PT FG ATTEMPTS	4	Yazz Wazeerud-Din vs Stetson (11/14/2021)
	9	Deja Kelly at North Carolina (02/06/2022)
	9	Naje Murray vs Syracuse (02/03/2022)
	9	Jewel Spear at Wake Forest (01/27/2022)
	9	Miela Goodchild vs Duke (01/18/2022)
3 PT FG PERCENTAGE (min 2 made)	1.000 (3-3)	Tatum Hayes vs Bethune-Cookman (11/12/2021)
	.800 (4-5)	Delicia Washington at Clemson (01/13/2022)
	.800 (4-5)	Maddy Westbeld at Notre Dame (02/10/2022)
FREE THROWS MADE	12	Ashley Owusu at Maryland (12/02/2021)
	7	Christlyn Carr vs Syracuse (02/03/2022)
FREE THROW ATTEMPTS	14	Sol Castro vs Robert Morris (12/12/2021)
	14	Ashley Owusu at Maryland (12/02/2021)
	12	Sol Castro vs Robert Morris (12/12/2021)
	12	Angel Reese at Maryland (12/02/2021)
	12	Angel Reese at Maryland (12/02/2021)
FREE THROW PERCENTAGE (min 3 made)	1.000 (7-7)	Christlyn Carr vs Syracuse (02/03/2022)
	1.000 (4-4)	Eva Hodgson at North Carolina (02/06/2022)
	1.000 (4-4)	Lorela Cubaj vs Georgia Tech (01/16/2022)
	1.000 (4-4)	Katie Benzan at Maryland (12/02/2021)
	1.000 (4-4)	Bella Murekatete vs Washington St. (N) (11/25/2021)
	1.000 (4-4)	Janeta Rozentale vs Fla. Atlantic (11/18/2021)
	1.000 (3-3)	Carlie Littlefield at North Carolina (02/06/2022)
	1.000 (3-3)	Camille Hobby vs NC State (01/09/2022)
	1.000 (3-3)	Elissa Cunane vs NC State (01/09/2022)
	1.000 (3-3)	Elissa Cunane vs NC State (01/09/2022)
REBOUNDS	15	Angel Reese at Maryland (12/02/2021)
	14	Charisse Leger-Walker vs Washington St. (N) (11/25/2021)
ASSISTS	10	Arsula Clark vs Tulane (12/05/2021)
	10	Keshuna Luckett vs Jackson St. (11/09/2021)
STEALS	4	Hannah Hank at Clemson (01/13/2022)
	4	Diamond Johnson vs NC State (01/09/2022)
	4	Krystal Freeman vs Tulane (12/05/2021)
	4	Johanna Teeder vs Washington St. (N) (11/25/2021)
	4	Imani Reid vs Bethune-Cookman (11/12/2021)
BLOCKED SHOTS	5	Khadjah Brown vs Ark.-Pine Bluff (12/06/2021)
	4	Elissa Cunane vs NC State (01/09/2022)
	4	Bella Murekatete vs Washington St. (N) (11/25/2021)
TURNOVERS	8	Moon Ursin vs Tulane (12/05/2021)
	8	Grace Berger vs Indiana (N) (11/27/2021)



TEAM GAME HIGHS/LOWS

Miami (FL) - Game Highs

POINTS	86	Robert Morris (12/12/2021)
	78	Ark.-Pine Bluff (12/06/2021)
	76	Florida St. (02/13/2022)
	74	at Maryland (12/02/2021)
	72	Jackson St. (11/09/2021)
FIELD GOALS MADE	35	Robert Morris (12/12/2021)
	32	Ark.-Pine Bluff (12/06/2021)
FIELD GOAL ATTEMPTS	69	Robert Morris (12/12/2021)
	68	Syracuse (02/03/2022)
FIELD GOAL PERCENTAGE	.551 (27-49)	Florida St. (02/13/2022)
	.526 (30-57)	at Clemson (01/13/2022)
3 PT FG MADE	11	at Florida St. (01/20/2022)
	11	Jackson St. (11/09/2021)
3 PT FG ATTEMPTS	33	Jackson St. (11/09/2021)
	31	at Florida St. (01/20/2022)
3 PT FG PERCENTAGE	.529 (9-17)	Florida St. (02/13/2022)
	.474 (9-19)	at Maryland (12/02/2021)
FREE THROWS MADE	15	Tulane (12/05/2021)
	15	Jackson St. (11/09/2021)
FREE THROW ATTEMPTS	21	Jackson St. (11/09/2021)
	19	Stetson (11/14/2021)
FREE THROW PERCENTAGE	1.000 (8-8)	Robert Morris (12/12/2021)
	.909 (10-11)	at Wake Forest (01/27/2022)
REBOUNDS	57	Robert Morris (12/12/2021)
	53	Syracuse (02/03/2022)
ASSISTS	21	Syracuse (02/03/2022)
	20	Ark.-Pine Bluff (12/06/2021)
STEALS	15	vs Indiana (N) (11/27/2021)
	13	at Boston College (01/23/2022)
	13	Ark.-Pine Bluff (12/06/2021)
BLOCKED SHOTS	7	Bethune-Cookman (11/12/2021)
	7	Jackson St. (11/09/2021)
TURNOVERS	28	Bethune-Cookman (11/12/2021)
	24	at Notre Dame (02/10/2022)
FOULS	25	vs Indiana (N) (11/27/2021)
	24	at North Carolina (02/06/2022)
	24	at Maryland (12/02/2021)
	24	Jackson St. (11/09/2021)

Miami (FL) - Game Lows

POINTS	38	at North Carolina (02/06/2022)
	46	Georgia Tech (01/16/2022)
	46	Wake Forest (01/06/2022)
	47	vs Washington St. (N) (11/25/2021)
	49	Duke (01/18/2022)
FIELD GOALS MADE	15	at North Carolina (02/06/2022)
	16	Wake Forest (01/06/2022)
	16	vs Washington St. (N) (11/25/2021)
FIELD GOAL ATTEMPTS	48	Georgia Tech (01/16/2022)
	49	Florida St. (02/13/2022)
FIELD GOAL PERCENTAGE	.227 (15-66)	at North Carolina (02/06/2022)
	.281 (16-57)	Wake Forest (01/06/2022)
3 PT FG MADE	2	at Boston College (01/23/2022)
	4	at North Carolina (02/06/2022)
	4	Duke (01/18/2022)
	4	Georgia Tech (01/16/2022)
	4	at Clemson (01/13/2022)
	4	Wake Forest (01/06/2022)
	4	vs Washington St. (N) (11/25/2021)
	4	Fla. Atlantic (11/18/2021)
	4	Stetson (11/14/2021)
3 PT FG ATTEMPTS	12	at Clemson (01/13/2022)
	13	at Boston College (01/23/2022)
	13	Duke (01/18/2022)
3 PT FG PERCENTAGE	.154 (2-13)	at Boston College (01/23/2022)
	.160 (4-25)	at North Carolina (02/06/2022)
	.160 (4-25)	Fla. Atlantic (11/18/2021)
FREE THROWS MADE	4	at North Carolina (02/06/2022)
	4	Georgia Tech (01/16/2022)
FREE THROW ATTEMPTS	7	Georgia Tech (01/16/2022)
	8	Robert Morris (12/12/2021)
FREE THROW PERCENTAGE	.444 (4-9)	at North Carolina (02/06/2022)
	.455 (5-11)	at Notre Dame (02/10/2022)
REBOUNDS	22	at Maryland (12/02/2021)
	23	Florida St. (02/13/2022)
ASSISTS	6	Fla. Atlantic (11/18/2021)
	7	vs Washington St. (N) (11/25/2021)
STEALS	5	at Wake Forest (01/27/2022)
	6	Syracuse (02/03/2022)
	6	Louisville (02/01/2022)
BLOCKED SHOTS	1	Florida St. (02/13/2022)
	1	at Clemson (01/13/2022)
	1	Ark.-Pine Bluff (12/06/2021)
	1	at Maryland (12/02/2021)
	1	vs Indiana (N) (11/27/2021)
	1	vs Washington St. (N) (11/25/2021)
TURNOVERS	10	Wake Forest (01/06/2022)
	12	at Wake Forest (01/27/2022)
	12	at Maryland (12/02/2021)
	12	vs Indiana (N) (11/27/2021)
FOULS	9	Stetson (11/14/2021)
	12	Louisville (02/01/2022)
	12	vs Washington St. (N) (11/25/2021)

Opponent - Game Highs

POINTS	85	at North Carolina (02/06/2022)
	82	at Maryland (12/02/2021)
	79	at Boston College (01/23/2022)
	76	NC State (01/09/2022)
	69	at Notre Dame (02/10/2022)
	69	Louisville (02/01/2022)
FIELD GOALS MADE	30	at Boston College (01/23/2022)
	29	NC State (01/09/2022)
FIELD GOAL ATTEMPTS	67	Syracuse (02/03/2022)
	66	Jackson St. (11/09/2021)
FIELD GOAL PERCENTAGE	.547 (29-53)	NC State (01/09/2022)
	.500 (30-60)	at Boston College (01/23/2022)
3 PT FG MADE	9	at North Carolina (02/06/2022)
	9	Syracuse (02/03/2022)
	9	at Boston College (01/23/2022)
3 PT FG ATTEMPTS	32	Syracuse (02/03/2022)
	29	at North Carolina (02/06/2022)
3 PT FG PERCENTAGE	.563 (9-16)	at Boston College (01/23/2022)
	.444 (8-18)	NC State (01/09/2022)
FREE THROWS MADE	25	at Maryland (12/02/2021)
	20	at North Carolina (02/06/2022)
FREE THROW ATTEMPTS	34	at Maryland (12/02/2021)
	25	at Florida St. (01/20/2022)
FREE THROW PERCENTAGE	.952 (20-21)	at North Carolina (02/06/2022)
	.917 (11-12)	Georgia Tech (01/16/2022)
REBOUNDS	53	at North Carolina (02/06/2022)
	48	at Maryland (12/02/2021)
ASSISTS	23	Louisville (02/01/2022)
	22	Tulane (12/05/2021)
STEALS	12	at Clemson (01/13/2022)
	11	at Notre Dame (02/10/2022)
	11	Robert Morris (12/12/2021)
BLOCKED SHOTS	10	Bethune-Cookman (11/12/2021)
	8	NC State (01/09/2022)
TURNOVERS	28	Fla. Atlantic (11/18/2021)
	25	Florida St. (02/13/2022)
	25	vs Washington St. (N) (11/25/2021)
FOULS	21	Jackson St. (11/09/2021)
	19	Syracuse (02/03/2022)
	19	Wake Forest (01/06/2022)
	19	Fla. Atlantic (11/18/2021)
	19	Stetson (11/14/2021)

Opponent - Game Lows

POINTS	39	Stetson (11/14/2021)
	43	Bethune-Cookman (11/12/2021)
	45	Georgia Tech (01/16/2022)
	45	Robert Morris (12/12/2021)
	46	Fla. Atlantic (11/18/2021)
FIELD GOALS MADE	13	Bethune-Cookman (11/12/2021)
	14	Stetson (11/14/2021)
FIELD GOAL ATTEMPTS	40	Fla. Atlantic (11/18/2021)
	44	vs Indiana (N) (11/27/2021)
FIELD GOAL PERCENTAGE	.236 (13-55)	Bethune-Cookman (11/12/2021)
	.264 (14-53)	Stetson (11/14/2021)
3 PT FG MADE	2	Georgia Tech (01/16/2022)
	2	Ark.-Pine Bluff (12/06/2021)
	2	vs Indiana (N) (11/27/2021)
3 PT FG ATTEMPTS	9	vs Indiana (N) (11/27/2021)
	12	at Maryland (12/02/2021)
3 PT FG PERCENTAGE	.143 (2-14)	Ark.-Pine Bluff (12/06/2021)
	.154 (2-13)	Georgia Tech (01/16/2022)
FREE THROWS MADE	4	Stetson (11/14/2021)
	5	Louisville (02/01/2022)
	5	at Wake Forest (01/27/2022)
FREE THROW ATTEMPTS	5	Stetson (11/14/2021)
	9	Louisville (02/01/2022)
FREE THROW PERCENTAGE	.385 (5-13)	at Wake Forest (01/27/2022)
	.524 (11-21)	vs Indiana (N) (11/27/2021)
REBOUNDS	19	Robert Morris (12/12/2021)
	23	at Clemson (01/13/2022)
ASSISTS	7	Wake Forest (01/06/2022)
	7	Robert Morris (12/12/2021)
STEALS	3	at Wake Forest (01/27/2022)
	4	at North Carolina (02/06/2022)
	4	at Boston College (01/23/2022)
	4	at Maryland (12/02/2021)
	4	vs Indiana (N) (11/27/2021)
	4	Fla. Atlantic (11/18/2021)
BLOCKED SHOTS	0	Florida St. (02/13/2022)
	0	Robert Morris (12/12/2021)
	0	Stetson (11/14/2021)
TURNOVERS	10	Syracuse (02/03/2022)
	11	at Wake Forest (01/27/2022)
FOULS	10	at Notre Dame (02/10/2022)
	11	Georgia Tech (01/16/2022)
	11	NC State (01/09/2022)



POINTS-REBOUNDS-ASSISTS

Opponent	Date	Score		1	3	4	5	12	13	20	21	22	23	25
				JOHNSON, SI	HARDEN, DES	ROBERTS, JA	GRAY, MYKEA	WILLIAMS, J	DWYER, LASH	MARSHALL, K	PENDANDE, L	OKAFOR, CHI	FRAILE, RUI	ERJAVEC, KA
Jackson St.	11/09/2021	72-67	W	3-5-1	DNP	0-0-0	6-4-6	3-3-2	5-1-1	19-6-3	12-7-2	2-2-0	DNP	3-3-1
Bethune-Cookman	11/12/2021	55-43	W	3-9-0	DNP	0-2-0	12-2-4	1-4-1	2-4-0	11-3-3	6-7-1	0-1-0	DNP	8-2-2
Stetson	11/14/2021	54-39	W	2-4-0	DNP	DNP	9-3-2	2-4-0	0-1-2	7-8-6	8-5-0	0-0-1	DNP	9-3-1
Fla. Atlantic	11/18/2021	56-46	W	4-5-0	DNP	DNP	7-1-2	3-3-0	9-2-0	14-2-2	6-6-0	0-1-0	DNP	5-4-1
vs Washington St.	11/25/2021	47-62	L	6-2-1	DNP	0-1-0	8-5-1	5-3-1	1-2-1	7-1-3	9-4-0	DNP	DNP	11-1-0
vs Indiana	11/27/2021	51-53	L	0-1-1	DNP	2-1-1	0-1-1	5-3-1	0-1-0	20-4-1	8-5-1	1-2-0	DNP	5-3-3
at Maryland	12/02/2021	74-82	L	0-2-0	DNP	0-0-0	0-3-0	8-1-3	11-4-1	24-1-6	4-1-0	0-0-0	DNP	13-5-3
Tulane	12/05/2021	70-63	W	0-7-1	DNP	0-2-0	DNP	15-5-2	10-1-0	19-4-3	6-9-2	DNP	DNP	12-1-5
Ark.-Pine Bluff	12/06/2021	78-65	W	0-1-0	DNP	4-2-1	DNP	14-5-7	8-5-2	19-5-0	11-5-1	0-0-0	DNP	6-3-5
Robert Morris	12/12/2021	86-45	W	6-4-0	DNP	9-4-2	6-4-1	6-4-1	15-6-5	5-2-4	10-15-1	DNP	4-1-1	14-2-2
Wake Forest	01/06/2022	46-47	L	1-10-1	0-1-0	0-0-0	6-0-0	10-2-2	4-1-0	12-2-3	2-5-0	DNP	0-0-0	6-4-2
NC State	01/09/2022	64-76	L	2-2-0	8-4-0	DNP	8-0-2	15-5-3	2-2-1	17-2-5	0-4-0	DNP	DNP	0-3-1
at Clemson	01/13/2022	69-60	W	4-6-1	10-1-2	7-7-0	DNP	6-4-1	DNP	6-5-2	16-4-1	DNP	0-0-0	7-1-4
Georgia Tech	01/16/2022	46-45	W	0-5-1	0-1-1	0-0-0	0-0-3	9-6-0	6-0-1	12-5-0	6-2-1	DNP	DNP	3-5-3
Duke	01/18/2022	49-58	L	0-6-0	0-2-0	0-0-0	2-1-0	8-2-0	1-4-1	15-4-4	0-5-0	DNP	DNP	4-3-2
at Florida St.	01/20/2022	59-52	W	3-2-1	10-5-0	2-3-0	10-4-0	5-6-2	0-0-0	21-5-2	5-9-0	DNP	0-0-0	3-2-5
at Boston College	01/23/2022	66-79	L	0-0-0	10-5-2	0-0-2	1-0-0	12-5-3	3-1-1	10-3-2	13-6-2	DNP	DNP	11-1-4
at Wake Forest	01/27/2022	66-59	W	0-1-0	13-7-1	0-0-0	0-0-1	8-10-4	4-4-1	16-4-3	6-5-0	DNP	DNP	8-4-4
Louisville	02/01/2022	66-69	L	DNP	13-8-0	DNP	7-2-2	16-3-5	0-2-0	11-0-4	2-2-1	DNP	DNP	6-3-1
Syracuse	02/03/2022	71-65	W	0-16-3	6-2-2	6-5-1	8-0-0	8-7-2	0-1-1	10-4-4	14-6-0	DNP	DNP	3-5-8
at North Carolina	02/06/2022	38-85	L	0-6-0	2-5-0	3-1-0	3-0-1	4-4-3	3-3-0	15-0-1	6-1-0	DNP	2-2-1	0-0-6
at Notre Dame	02/10/2022	53-69	L	DNP	8-4-4	2-1-0	9-0-0	0-5-4	0-1-1	18-3-1	5-6-0	DNP	2-0-0	9-2-3
Florida St.	02/13/2022	76-59	W	DNP	6-0-1	2-0-0	0-1-2	12-4-1	0-0-0	12-4-5	8-6-2	DNP	2-0-0	15-2-5

Opponent	Date	Score		33	35
				DJALDI-TAB	MBANDU, NAO
Jackson St.	11/09/2021	72-67	W	12-5-1	7-8-2
Bethune-Cookman	11/12/2021	55-43	W	4-5-1	8-4-2
Stetson	11/14/2021	54-39	W	10-4-0	7-6-2
Fla. Atlantic	11/18/2021	56-46	W	4-1-0	4-9-1
vs Washington St.	11/25/2021	47-62	L	0-0-0	0-3-0
vs Indiana	11/27/2021	51-53	L	3-4-0	7-2-2
at Maryland	12/02/2021	74-82	L	13-2-0	1-2-2
Tulane	12/05/2021	70-63	W	2-8-2	6-2-0
Ark.-Pine Bluff	12/06/2021	78-65	W	7-6-1	9-4-3
Robert Morris	12/12/2021	86-45	W	8-4-0	3-4-2
Wake Forest	01/06/2022	46-47	L	5-3-1	0-2-1
NC State	01/09/2022	64-76	L	12-5-0	0-2-0
at Clemson	01/13/2022	69-60	W	13-5-1	0-1-0
Georgia Tech	01/16/2022	46-45	W	5-1-1	5-2-0
Duke	01/18/2022	49-58	L	19-5-1	0-0-0
at Florida St.	01/20/2022	59-52	W	0-5-0	0-1-0
at Boston College	01/23/2022	66-79	L	6-1-0	0-1-0
at Wake Forest	01/27/2022	66-59	W	7-0-0	4-1-0
Louisville	02/01/2022	66-69	L	9-4-1	2-1-0
Syracuse	02/03/2022	71-65	W	14-2-0	2-1-0
at North Carolina	02/06/2022	38-85	L	0-6-0	DNP
at Notre Dame	02/10/2022	53-69	L	0-4-1	0-3-0
Florida St.	02/13/2022	76-59	W	10-1-1	9-1-2

BOX SCORES



Official Basketball Box Score - Final
Jackson St. at Miami (FL)
 11/09/21 Watson Center, Coral Gables, Fla.
 2021-22 Women's Basketball

Game Time: 4:00 PM
 Game Duration: 2:02
 Attendance: 1,102

Officials: Tiana Cruise, Meadow Overstreet, Kevin Sparrock

Jackson St. - 67 Record: 0-1

NO.	Name	Min	FG		3P		FT		Rebounds		Fouls		TP	AS	TO	ST	Blocks		+/-
			M-A	M-A	M-A	M-A	OR	DR	PF	FD	BS	BA							
0	Daja Woodard	F 24:40	1-7	0-3	0-0	0	2	2	3	0	2	0	2	0	0	0	0	0	-3
4	Ameshya Williams	C 24:01	9-19	0-0	0-0	0	2	7	9	2	5	18	0	0	3	2	2	-7	
1	Titan Boler	G 10:10	1-2	0-0	1-1	1	1	2	0	1	3	0	0	0	0	0	0	-8	
10	Keshuna Luckett	G 32:47	2-6	1-2	3-6	1	4	5	2	7	8	10	4	1	0	1	0	0	
24	Dayzsha Rogan	G 32:39	7-12	2-3	1-2	3	3	6	5	3	17	0	3	3	3	0	2	-2	
12	Jariyah Covington	19:51	2-7	0-2	5-7	0	0	0	2	4	9	2	2	0	0	0	0	0	
21	LaMiracle Sims	22:22	1-6	0-0	0-0	3	2	5	3	0	2	2	2	0	0	2	-6		
2	Myka Crump	28:50	2-7	0-3	4-6	0	5	5	2	3	8	1	2	1	2	0	5		
23	Ja'Leah Hickmon	01:33	0-0	0-0	0-0	1	1	1	0	0	0	0	0	0	0	0	0		
25	Alexis Roberts	03:07	0-0	0-0	0-0	0	0	0	0	1	0	0	0	0	0	0	1		
Team						2	3	5			0	0							
Totals			25-66	3-13	14-22	12	28	40	21	23	67	15	15	8	4	7	-5		

Technical Fouls: NONE
 Dead Ball Rebounds: 10



Official Basketball Box Score - Final
Bethune-Cookman at Miami (FL)
 11/12/21 Watson Center, Coral Gables, Fla.
 2021-22 Women's Basketball

Game Time: 7:00 PM
 Game Duration: 2:08
 Attendance: 1,128

Officials: Talisa Green, Daryl Humphrey, Mark McClelleny

Bethune-Cookman - 43 Record: 1-1

NO.	Name	Min	FG		3P		FT		Rebounds		Fouls		TP	AS	TO	ST	Blocks		+/-
			M-A	M-A	M-A	M-A	OR	DR	PF	FD	BS	BA							
3	Taylor Williams	F 24:34	3-7	1-1	3-4	0	0	0	4	5	10	1	2	0	2	0	0	-2	
10	Tania White	F 29:25	1-9	1-5	4-6	2	0	2	2	7	7	2	1	2	0	2	-17		
25	Kayla Clark	F 19:08	3-7	0-0	1-2	0	2	2	1	1	7	0	0	0	1	1	-13		
4	Morgan Beacham	G 21:50	1-5	0-0	1-4	0	1	1	1	4	3	1	3	1	3	1	-21		
12	Tatum Hayes	G 34:44	3-13	2-9	2-2	2	3	5	4	0	10	2	2	0	2	0	-7		
1	Carnary Harris	19:36	0-1	0-1	0-0	0	2	2	2	1	0	0	4	0	0	0	-14		
22	Imani Reed	24:21	2-8	0-0	1-2	4	4	8	1	3	5	0	1	4	2	1	1		
2	Kayla White	19:16	0-5	0-3	1-2	1	3	4	1	2	1	2	3	1	0	2	8		
24	Sade Harrell	07:06	0-0	0-0	0-0	0	0	0	0	0	0	0	0	0	0	0	5		
Team						7	3	10			0								
Totals			13-55	4-19	13-22	16	18	34	16	23	43	8	19	9	10	7	-12		

Technical Fouls: Hayes 3rd 0:12
 Dead Ball Rebounds: 6

Miami (FL) - 72 Record: 1-0

NO.	Name	Min	FG		3P		FT		Rebounds		Fouls		TP	AS	TO	ST	Blocks		+/-
			M-A	M-A	M-A	M-A	OR	DR	PF	FD	BS	BA							
21	Lola Pendande	F 21:21	5-10	0-0	2-3	4	3	7	4	2	12	2	4	0	4	0	3		
35	Naomi Mbandu	F 30:44	2-9	1-3	2-3	2	6	8	2	5	7	2	5	0	0	0	0		
5	Mykea Gray	G 25:22	2-6	2-5	0-0	1	3	4	2	5	6	6	1	0	0	0	0		
20	Kelsey Marshall	G 29:22	6-15	5-12	2-2	0	6	6	4	2	19	3	1	1	0	0	9		
25	Karla Erjavec	G 18:31	0-3	0-2	3-4	0	3	3	2	3	3	1	1	2	0	1	1		
1	Moulayna Johnson Sidi Baba	20:24	1-3	0-2	1-2	1	4	5	0	1	3	1	0	1	0	0	-1		
12	Ja'Leah Williams	17:49	0-1	0-1	3-4	1	2	3	2	3	2	4	3	1	0	6			
33	Maeve Djaldi-Tabdi	21:10	5-10	2-5	0-0	2	3	5	4	0	12	1	3	0	2	-2			
13	Lashae Dwyer	07:30	1-4	1-3	2-3	1	0	1	3	2	5	1	0	0	0	9			
22	Chiso Okafor	05:12	1-2	0-0	0-0	2	2	1	0	0	2	0	0	0	0	1			
4	Jasmyne Roberts	02:35	0-0	0-0	0-0	0	0	0	0	0	0	1	0	0	0	0			
Team						3	4	7			0								
Totals			23-63	11-33	15-21	15	36	51	24	21	72	19	19	7	7	4	5		

Technical Fouls: Djaldi-Tabdi 4th 4:03
 Dead Ball Rebounds: 3

Miami (FL) - 55 Record: 2-0

NO.	Name	Min	FG		3P		FT		Rebounds		Fouls		TP	AS	TO	ST	Blocks		+/-
			M-A	M-A	M-A	M-A	OR	DR	PF	FD	BS	BA							
21	Lola Pendande	F 17:53	3-7	0-0	0-0	1	6	7	4	0	6	1	3	2	2	1	8		
35	Naomi Mbandu	F 17:57	4-7	0-2	0-0	2	2	4	0	2	8	2	1	0	0	1	21		
5	Mykea Gray	G 25:24	3-10	2-5	4-5	1	2	4	0	3	12	4	3	0	0	0	4		
20	Kelsey Marshall	G 28:13	3-10	3-7	2-4	0	3	3	2	1	11	3	3	0	0	0	21		
25	Karla Erjavec	G 28:12	3-5	2-3	0-0	0	2	2	1	0	2	2	1	0	0	4			
12	Ja'Leah Williams	16:33	0-2	0-0	1-2	2	2	4	3	1	1	1	1	1	0	0			
33	Maeve Djaldi-Tabdi	19:11	2-7	0-0	0-0	4	1	5	3	4	1	5	1	3	1	-4			
22	Chiso Okafor	06:46	0-0	0-0	0-0	1	1	0	0	0	0	0	3	0	1	0			
1	Moulayna Johnson Sidi Baba	20:27	1-6	1-4	0-0	3	6	9	1	0	3	0	1	1	1	-7			
4	Jasmyne Roberts	09:05	0-0	0-0	0-0	2	2	3	0	0	0	1	0	0	0	0			
13	Lashae Dwyer	12:19	0-5	0-1	2-6	3	1	4	3	4	2	0	3	2	0	1			
Team						6	2	8			0								
Totals			19-59	8-24	9-17	22	29	51	23	15	55	14	28	8	7	10	12		

Technical Fouls: NONE
 Dead Ball Rebounds: 8

Biggest lead	JSU		MIA		Points from Turnovers	JSU	MIA	Period by Period Scoring
	1st	2nd	3rd	4th				
Best Scoring Run	12(4 th 2:20)	8(1 st 5:43)	36	22	10	11	15	17
Lead Changes	2	10	11	11	9	11	14	15
Times Tied	1	1	1	1	9	11	14	15
Time with Lead	00:15	38:33	19	25	27	14	15	16

Biggest lead	BCU		MIA		Points from Turnovers	BCU	MIA	Period by Period Scoring
	1st	2nd	3rd	4th				
Best Scoring Run	16(3 rd 3:49)	9(4 th 8:56)	19	22	3	10	17	13
Lead Changes	0	8	5	5	3	10	17	13
Times Tied	0	8	7	7	15	10	14	16
Time with Lead	00:00	39:40	6	10	15	10	14	16



Official Basketball Box Score - Final
Stetson at Miami (FL)
 11/14/21 Watson Center, Coral Gables, Fla.
 2021-22 Women's Basketball

Game Time: 2:00 PM
 Game Duration: 2:30
 Attendance: 1,006

Officials: Edward Sidasky, Ronald Ledington, Alexis Perez

Stetson - 39 Record: 1-1

NO.	Name	Min	FG		3P		FT		Rebounds		Fouls		TP	AS	TO	ST	Blocks		+/-
			M-A	M-A	M-A	M-A	OR	DR	PF	FD	BS	BA							
12	Ayanna Dublin	F 32:30	1-4	0-0	0-0	2	1	3	2	0	2	3	2	0	1	1	-15		
14	Mali Morgan-Elliott	F 21:17	2-10	1-3	1-2	0	6	6	4	2	6	0	0	1	0	2	-8		
5	Kiya Turner	G 31:07	1-8	0-1	0-0	1	2	3	1	1	2	0	3	0	0	0	-17		
23	Khamya McNeal	G 09:58	1-2	0-0	0-0	0	1	1	3	0	2	2	4	1	0	0	-2		
33	Maddie Novak	G 15:49	1-5	1-3	0-0	0	1	1	1	0	3	1	0	0	0	1	-10		
14	Jamiya Turner	23:07	0-6	0-3	0-0	2	4	6	3	1	0	1	4	1	0	0			
13	Yaziz Wazzeerud-Din	34:33	6-12	4-6	2-2	1	2	3	0	1	18	0	2	1	0	0			
2	Alyssa Hargrove	18:21	1-4	1-4	0-0	0	0	0	3	2	3	0	2	1	0	0			
24	Taliana Streun	13:18	1-2	0-1	1-1	1	1	2	2	2	3	2	0	2	0	0			
Team						5	4	9			0								
Totals			14-53	7-21	4-5	12	22	34	19	9	39	9	21	9	0	4	-15		

Technical Fouls: NONE
 Dead Ball Rebounds: 0



Official Basketball Box Score - Final
Fla. Atlantic at Miami (FL)
 11/18/21 Watson Center, Coral Gables, Fla.
 2021-22 Women's Basketball

Game Time: 6:00 PM
 Game Duration: 2:00
 Attendance: 1,087

BOX SCORES



Official Basketball Box Score - Final
Miami (FL) at Washington St.
 11/25/21 Baha Mar Convention Center, Nassau
 2021-22 Women's Basketball

Game Time: 4:00 PM
 Game Duration: 2:12



Official Basketball Box Score - Final
Indiana at Miami (FL)
 11/27/21 Baha Mar Convention Center, Nassau
 2021-22 Women's Basketball

Game Time: 8:30 PM
 Game Duration: 1:49

Miami (FL) - 47 Record: 4-1

NO.	Name	Min	FG		3P		FT		Rebounds		Fouls		TP	AS	TO	ST	Blocks			+/-
			M-A	M-A	M-A	M-A	OR	DR	PF	FD	BS	BA					BB			
21	Lola Pendante	F 30:26	4-8	0-2	0-0	2-2	4-4	2-2	2-2	8	0	2	3	0	1	0	0	1	0	-10
35	Naomi Mbandu	F 12:43	0-3	0-1	0-0	2-1	3-1	1-0	0	0	0	1	0	0	0	0	0	0	0	-13
5	Mykea Gray	G 24:30	1-8	1-5	5-6	2-3	5-4	3-3	8	1	5	0	0	0	0	0	0	0	-12	
20	Kelsey Marshall	G 32:46	3-12	1-5	0-0	1-1	0-1	0-2	7	2	0	2	0	1	1	0	0	0	-16	
25	Karla Erjavac	G 28:12	4-10	1-3	2-2	0-1	1-1	1-1	11	0	4	0	0	0	2	0	0	0	-3	
1	Moulayna Johnson Sidi Baba	18:44	2-3	1-2	2-4	0-2	2-2	0-1	7	1	1	0	0	0	0	0	0	0	-9	
33	Maeva Djaldi-Tabdi	09:34	0-2	0-1	0-0	0-0	0-0	0-1	0	0	0	0	0	0	0	0	0	0	-5	
12	Ja'Leah Williams	28:57	2-4	0-0	1-2	2-1	3-1	1-1	5	1	1	2	0	2	0	0	0	0	-4	
13	Lashae Dwyer	12:31	0-3	0-1	1-2	0-1	0-1	2-1	1	1	2	4	0	0	0	0	0	0	-5	
4	Jasmyne Roberts	01:37	0-1	0-0	0-0	1-1	0-1	0-0	0	0	0	0	0	0	0	0	0	0	-5	
Team										3	3	6								
Totals			16-54	4-20	11-16	13	14	27	11	12	47	6	16	11	1	6	1	6	-15	

Technical Fouls: NONE

Shooting By Period

1st FG%	2nd FG%	3rd FG%	4th FG%
4-17 23.5%	5-12 41.7%	2-13 15.4%	5-12 41.7%
3PT% 0-9 0.0%	1-2 50.0%	5-6 83.3%	2-4 50.0%
FT% 1-2 50.0%	1-2 50.0%	2-3 66.7%	2-2 100%
GM FG% 16-54 29.6%	3PT% 4-20 20.0%	FT% 11-16 68.8%	

Dead Ball Rebounds: 4 0

Washington St. - 62 Record: 4-0

NO.	Name	Min	FG		3P		FT		Rebounds		Fouls		TP	AS	TO	ST	Blocks			+/-
			M-A	M-A	M-A	M-A	OR	DR	PF	FD	BS	BA					BB			
55	Bella Murekatete	C 27:00	4-8	0-0	4-4	3-3	6-4	3-3	12	0	2	1	4	0	0	17	0	0	0	17
1	Tara Wallack	G 28:25	2-5	1-1	0-0	1-2	3-0	0-0	5	0	1	0	1	0	1	0	13	0	0	13
4	Krystal Walker-Walker	G 37:45	4-8	0-3	0-0	2-3	5-1	0-0	8	4	5	1	0	0	0	0	19	0	0	19
5	Charisse Leger-Walker	G 40:00	5-12	0-1	3-4	5-10	15-3	6-13	3	6	13	6	3	0	0	0	15	0	0	15
21	Jhanna Teder	G 33:21	6-10	2-6	1-1	0-6	6-2	1-15	2	6	4	0	0	0	0	0	26	0	0	26
14	Jessica Clarke	11:21	2-4	0-0	1-2	0-0	0-0	1-0	5	0	1	1	1	1	1	0	0	0	0	
20	Grace Sarver	15:39	0-0	0-0	1-2	0-1	1-1	1-1	0	0	2	0	0	0	0	0	0	0	0	
2	Michaela Jones	04:50	1-3	1-2	0-0	0-0	0-0	0-0	3	0	0	0	0	0	0	0	0	0	0	
3	Emma Nankervis	01:39	0-1	0-0	0-0	1-0	1-0	0-0	0	0	0	0	0	0	0	0	0	0	0	
Team										1	1	2								
Totals			24-51	4-13	10-13	13	26	39	12	11	62	11	25	10	6	1	15			

Technical Fouls: NONE

Shooting By Period

1st FG%	2nd FG%	3rd FG%	4th FG%
8-12 66.7%	1-2 50.0%	1-2 50.0%	6-7 85.7%
3PT% 1-2 50.0%	3-15 20.0%	1-7 14.3%	3-10 30.0%
FT% 0-0 0.0%	10-14 71.4%	2-3 66.7%	0-1 0.0%
GM FG% 24-51 47.1%	3PT% 4-13 30.8%	FT% 10-13 76.9%	

Dead Ball Rebounds: 3 0

	MIA	WST
Biggest lead	1 (3 rd 9:39)	18 (3 rd 0:22)
Best Scoring Run	9 (2 nd 1:23)	8 (3 rd 7:28)
Lead Changes	2	
Times Tied	2	
Time with Lead	00:30	37:18

Points from Turnovers	Paint	Second Chance	Fast Breaks	Bench	Period by Period Scoring			
					1st	2nd	3rd	4th
24	22	8	12	6	1	9	13	9
MIA 9	16	8	14	47	WST 18	7	25	12

Indiana - 53 Record: 5-1

NO.	Name	Min	FG		3P		FT		Rebounds		Fouls		TP	AS	TO	ST	Blocks			+/-
			M-A	M-A	M-A	M-A	OR	DR	PF	FD	BS	BA					BB			
10	Aleksa Gulbe	F 36:18	5-8	1-3	0-0	1-7	8-4	0-0	11	0	4	2	0	0	0	0	0	0	0	-2
54	Mackenzie Holmes	F 30:20	4-8	0-0	6-11	4-7	11-2	7-14	0	1	0	1	0	1	1	7	0	0	0	
4	Nicole Cardano-Hillary	G 33:57	1-6	0-2	0-0	5-5	3-7	2-2	2	6	0	0	0	0	0	0	0	0	0	
14	Ali Patberg	G 36:58	4-9	1-3	4-6	1-3	4-4	2-5	13	2	3	1	0	0	0	0	0	0	-7	
34	Grace Berger	G 36:04	5-11	0-1	1-1	0-7	7-2	4-11	3	8	1	0	0	0	0	0	0	0	0	
23	Kiandra Browne	10:03	0-0	0-0	0-0	4-4	3-0	0-0	1	2	0	0	0	0	0	0	0	0	-5	
22	Chloe Moore-McNeil	11:59	1-2	0-0	1-1	2-2	2-2	2-2	0	0	0	0	0	0	0	0	0	0	5	
1	Kaitlin Peterson	00:39	0-0	0-0	0-0	0-0	0-0	0-0	0	0	0	0	0	0	0	0	0	0	0	
3	Grace Waggoner	03:42	0-0	0-0	0-0	1-1	0-0	0-0	0	0	0	0	0	0	0	0	0	0	0	
Team										1	1	2								
Totals			20-44	2-9	11-21	7	36	43	18	25	53	10	24	4	1	1	2			

Technical Fouls: NONE

Shooting By Period

1st FG%	2nd FG%	3rd FG%	4th FG%
5-15 33.3%	6-11 54.5%	4-6 66.7%	5-12 41.7%
3PT% 1-5 20.0%	0-1 0.0%	0-1 0.0%	2-4 50.0%
FT% 6-8 75%	3-4 75%	4-6 66.7%	2-4 50.0%
GM FG% 20-44 45.5%	3PT% 2-9 22.2%	FT% 11-21 52.4%	

Dead Ball Rebounds: 4 2

Miami (FL) - 51 Record: 4-2

NO.	Name	Min	FG		3P		FT		Rebounds		Fouls		TP	AS	TO	ST	Blocks			+/-
			M-A	M-A	M-A	M-A	OR	DR	PF	FD	BS	BA					BB			
21	Lola Pendante	F 18:16	4-5	0-0	0-0	0-5	5-1	8-1	3	1	0	0	0	6	0	0	0	0	6	
35	Naomi Mbandu	F 27:25	2-6	1-2	2-2	0-2	3-3	7-2	2	2	0	0	0	0	0	0	0	0	-4	
12	Ja'Leah Williams	G 35:09	2-8	0-3	1-3	1-2	2-3	5-1	1	4	0	0	0	0	0	0	0	0	0	
20	Kelsey Marshall	G 32:39	8-19	3-9	1-1	1-3	4-4	3-20	1	2	4	0	0	0	0	0	0	0	0	
25	Karla Erjavac	G 32:04	2-7	1-2	0-0	0-3	1-1	5-3	0	1	0	0	0	0	0	0	0	0	-4	
33	Maeva Djaldi-Tabdi	09:10	1-4	0-0	1-2	1-3	4-3	3-0	1	1	1	1	1	1	0	0	0	0	-8	
1	Moulayna Johnson Sidi Baba	13:04	0-1	0-0	0-0	0-1	1-1	0-0	1	1	1	1	1	1	1	0	0	0	0	
5	Mykea Gray	11:16	0-4	0-2	0-0	0-1	1-1	0-0	1	1	0	0	0	0	0	0	0	0	-6	
13	Lashae Dwyer	08:01	0-2	0-0	0-0	1-1	4-0	0-0	0	1	1	0	0	0	0	0	0	0	0	
4	Jasmyne Roberts	06:24	1-1	0-0	0-0	0-1	0-1	2-1	1	0	0	0	0	0	0	0	0	0	11	
22	Chiso Okafor	06:32	0-2	0-0	1-4	2-0	2-2	1-2	1	0	0	0	0	0	0	0	0	0	0	
Team										0	1	0								
Totals			20-59	5-18	6-12	5	23	28	25	18	51	11	12	15	1	1	2			

Technical Fouls: NONE

Shooting By Period

1st FG%	2nd FG%	3rd FG%	4th FG%
5-14 35.7%	6-18 33.3%	2-6 33.3%	5-14 35.7%
3PT% 0-4 0.0%	1-2 50.0%	2-5 40.0%	2-5 40.0%
FT% 1-2 50%	6-18 33.3%	3-4 75%	2-5 40.0%
GM FG% 20-59 33.9%	3PT% 5-18 27.8%	FT% 6-12 50.0%	

Dead Ball Rebounds: 2 0

	IND	MIA
Biggest lead	15 (2 nd 5:33)	4 (1 st 8:42)
Best Scoring Run	9 (1 st 0:19)	11 (4 th 0:43)
Lead Changes	5	
Times Tied	2	
Time with Lead	35:14	02:41

Points from Turnovers	Paint	Second Chance	Fast Breaks	Bench	Period by Period Scoring			
					1st	2nd	3rd	4th
4	32	30	4	8	15	17	9	12
IND 15	17	15	9	12	MIA 11	15	12	13

Shooting By Period

1st FG%	2nd FG%	3rd FG%	4th FG%
7-15 46.7%	1-2 50.0%	3-3	

BOX SCORES



Official Basketball Box Score - Final
Ark-Pine Bluff at Miami (FL)
 12/06/21 Watsco Center, Coral Gables, Fla.
 2021-22 Women's Basketball

Game Time: 1:00 PM
 Game Duration: 2:02
 Attendance: 1,123

Officials: Katie Lukarich, Talisa Green, Mark McClerney

NO.	Name	Min	FG		3P		FT		Rebounds		Fouls		TP	AS	TO	ST	Blocks		+/-	
			M-A	M-A	M-A	M-A	OR	DR	PF	FD	BS	BA								
23	Khadiah Brown	F 21:15	3-5	0-0	0-0	1-4	5-4	2-6	6	1	1	1	1	5	0	0	1	-1		
54	Maya Peat	C 12:42	1-3	0-0	0-0	2	1	3	4	0	2	0	2	0	0	1	-12			
00	Zaay Green	G 32:24	4-11	0-2	2-2	0	5	5	1	2	10	4	4	1	0	0	-10			
2	Sade Hudson	G 28:50	4-8	0-1	5-6	0	2	2	2	9	13	2	2	0	0	0	-7			
3	Joyce Kennerson	G 30:21	3-8	0-3	6-7	1	2	3	3	6	12	1	5	2	0	0	-14			
1	Tyeshia Juhan	22:12	4-9	2-5	0-0	2	2	1	1	10	0	1	1	0	0	0	-12			
5	Shekiah Rachel	09:17	0-1	0-0	0-0	0	0	0	0	0	0	4	0	0	0	0	-6			
24	Bryana Langford	15:58	3-5	0-1	1-1	0	2	2	0	1	7	1	0	1	0	0	2			
25	Kaila Walker	21:02	2-4	0-1	1-1	0	3	3	0	1	5	2	1	1	0	0	-6			
32	Stephanie Okowi	02:38	0-0	0-0	0-0	0	0	0	0	0	0	0	0	0	0	0	0			
20	Timiya Guevara	01:11	0-1	0-0	0-0	0	0	0	0	0	0	0	0	0	0	0	0	2		
4	Kourtney Rittenberry	00:07	0-0	0-0	0-0	0	0	0	0	0	0	0	0	0	0	0	0	-1		
40	Morgan Christian	02:03	0-0	0-0	0-0	0	0	0	0	0	0	0	0	0	0	0	0	0		
Team						1			0		1		0		1					
Totals			24:55	2-14	15-17	5	21	26	16	22	65	11	21	7	5	1	-13	Technical Fouls: NONE		

Shooting By Period	
1st FG%	3-10 30.0%
3PT%	1-4 25.0%
FT%	8-9 88.9%
2nd FG%	5-14 35.7%
3PT%	0-4 0.0%
FT%	1-1 100%
3rd FG%	10-17 58.8%
3PT%	1-3 33.3%
FT%	0-0 0%
4th FG%	6-14 42.9%
3PT%	0-3 0.0%
FT%	6-7 85.7%
GM FG%	24-55 43.6%
3PT%	2-14 14.3%
FT%	15-17 88.2%

Dead Ball Rebounds: 2, 1



Official Basketball Box Score - Final
Robert Morris at Miami (FL)
 12/12/21 Watsco Center, Coral Gables, Fla.
 2021-22 Women's Basketball

Game Time: 1:00 PM
 Game Duration: 1:48
 Attendance: 1,009

Officials: Angelica Sufren, Ronald Ledington, Ashlee Good

NO.	Name	Min	FG		3P		FT		Rebounds		Fouls		TP	AS	TO	ST	Blocks		+/-	
			M-A	M-A	M-A	M-A	OR	DR	PF	FD	BS	BA								
11	Natalie Villafra	F 32:43	2-9	1-2	0-0	2	3	5	4	0	5	0	1	3	0	1	-22			
24	Sol Castro	F 26:48	6-11	0-0	7-12	1	2	3	5	6	19	0	2	3	0	1	-10			
12	Nina Augustin	G 34:21	3-8	3-6	0-0	0	1	1	2	9	1	5	3	0	0	-39				
22	Esther Castedo	G 37:36	1-8	0-3	0-0	0	2	2	0	0	2	3	5	2	0	0	-36			
35	Simone Morris	G 25:33	3-8	0-3	0-1	1	2	3	1	2	6	1	1	0	0	0	-33			
2	Mackenzie Amalia	29:47	1-8	1-6	1-2	0	1	1	1	3	4	2	3	0	0	0	-40			
5	Jazmyne Deshields	09:22	0-2	0-1	0-0	0	1	1	2	1	0	0	0	0	0	0	-17			
1	Jeneira Scott	03:50	0-1	0-0	0-0	0	0	0	1	0	0	0	0	0	0	0	-8			
Team						1			2		3		0		1					
Totals			16:55	5-21	8-15	5	14	19	15	14	45	7	18	11	0	3	-41	Technical Fouls: NONE		

Shooting By Period	
1st FG%	5-13 38.5%
3PT%	3-5 60.0%
FT%	1-2 50%
2nd FG%	6-17 35.3%
3PT%	2-9 22.2%
FT%	1-3 33.3%
3rd FG%	1-12 8.3%
3PT%	0-4 0.0%
FT%	3-6 50%
4th FG%	4-13 30.8%
3PT%	0-3 0.0%
FT%	3-4 75%
GM FG%	16-55 29.1%
3PT%	5-21 23.8%
FT%	8-15 53.3%

Dead Ball Rebounds: 3, 0

NO.	Name	Min	FG		3P		FT		Rebounds		Fouls		TP	AS	TO	ST	Blocks		+/-	
			M-A	M-A	M-A	M-A	OR	DR	PF	FD	BS	BA								
21	Lola Pendande	F 14:40	5-7	0-0	1-1	3	2	5	4	1	11	1	2	0	0	2	5			
35	Naomi Mbandu	F 28:29	4-9	0-2	1-1	1	3	4	1	4	9	3	3	2	0	1	18			
12	Ja'Leah Williams	G 30:54	7-11	0-2	0-0	3	2	5	2	14	7	1	6	0	1	17				
20	Kelsey Marshall	G 32:34	6-12	4-10	3-4	1	4	5	1	2	19	0	4	1	0	0	9			
25	Karla Erjavac	G 24:49	2-7	0-2	2-2	0	3	3	1	6	5	0	1	0	1	4				
13	Lashae Dwyer	22:07	3-6	1-3	1-4	2	3	3	4	2	8	2	2	0	0	11				
1	Moulayna Johnson Sidi Baba	10:57	0-3	0-2	0-0	1	1	1	0	0	0	1	0	0	0	0	-2			
33	Maeva Djaldi-Tabdi	21:46	3-6	0-0	1-4	0	6	6	2	4	7	1	0	1	1	0	13			
4	Jasmyne Roberts	10:10	2-5	0-1	0	1	2	2	0	4	1	3	2	0	0	0	-5			
22	Chiso Okafor	03:34	0-0	0-0	0-0	0	0	0	0	0	0	3	0	0	0	0	-5			
Team						4			5		0		0		0					
Totals			32:66	5-22	9-16	15	26	41	22	16	78	20	19	13	1	5	13	Technical Fouls: NONE		

Shooting By Period	
1st FG%	9-19 47.4%
3PT%	1-8 12.5%
FT%	4-5 80%
2nd FG%	8-17 47.1%
3PT%	2-9 22.2%
FT%	2-5 40%
3rd FG%	10-17 58.8%
3PT%	1-2 50%
FT%	2-2 100%
4th FG%	5-13 38.5%
3PT%	1-3 33.3%
FT%	1-4 25%
GM FG%	32-66 48.5%
3PT%	5-22 22.7%
FT%	9-16 56.3%

Dead Ball Rebounds: 4, 0

APB		MIA		Points from		APB		MIA		Period by Period Scoring			
Biggest lead	0 (1 st 10:00)	Turnovers	18	19 <th>1st</th> <th>2nd</th> <th>3rd</th> <th>4th</th> <th>TOT</th>	1st	2nd	3rd	4th	TOT				
Best Scoring Run	11 (4 th 8:31)	Paint	28	42	15	11	21	18	65				
Lead Changes	0	Second Chance	2	16	11	23	23	12	78				
Times Tied	0	Fast Breaks	25	20	23	20	23	12	78				
Time with Lead	00:00	Bench	22	19	23	20	23	12	78				

NO.	Name	Min	FG		3P		FT		Rebounds		Fouls		TP	AS	TO	ST	Blocks		+/-	
			M-A	M-A	M-A	M-A	OR	DR	PF	FD	BS	BA								
21	Lola Pendande	F 19:10	4-8	0-0	2-2	6	9	15	2	2	10	1	1	0	1	0	20			
35	Naomi Mbandu	F 20:52	1-3	0-2	1-1	0	4	4	1	3	2	3	2	3	0	0	20			
12	Ja'Leah Williams	G 20:18	3-5	0-0	0-0	1	3	4	2	0	6	1	3	1	0	0	19			
20	Kelsey Marshall	G 19:55	2-9	1-7	0-0	2	2	2	0	0	5	4	3	1	0	0	12			
25	Karla Erjavac	G 17:48	6-7	2-3	0-0	2	2	2	1	0	14	2	2	1	0	0	16			
13	Lashae Dwyer	28:46	6-10	2-4	1-1	3	3	6	2	2	15	5	4	5	0	0	37			
1	Moulayna Johnson Sidi Baba	21:51	1-4	0-2	4-4	0	4	4	1	4	6	0	3	0	1	0	26			
5	Mykea Gray	17:23	2-6	2-3	0-0	0	4	4	0	1	6	1	2	0	0	0	17			
33	Maeva Djaldi-Tabdi	13:03	4-7	0-0	0-0	1	3	4	2	4	8	0	0	0	1	0	13			
4	Jasmyne Roberts	15:50	4-7	1-2	0-0	3	1	4	2	1	9	2	0	1	0	0	22			
23	Paula Fraile Ruiz	05:04	2-3	0-0	0-0	1	0	1	2	1	4	1	0	0	0	0	3			
Team						4			3		7		0		0					
Totals			35:69	8-23	8-8	19	38	57	14	15	86	19	21	10	3	0	41	Technical Fouls: NONE		

Shooting By Period	
1st FG%	7-16 43.8%
3PT%	1-5 20.0%
FT%	5-5 100%
2nd FG%	11-19 57.9%
3PT%	5-9 55.6%
FT%	0-0 0%
3rd FG%	11-18 61.1%
3PT%	2-6 33.3%
FT%	1-1 100%
4th FG%	6-16 37.5%
3PT%	0-5 0.0%
FT%	2-2 100%
GM FG%	35-69 50.7%
3PT%	8-23 34.8%
FT%	8-8 100.0%

Dead Ball Rebounds: 1, 0

RMU		MIA		Points from		RMU		MIA		Period by Period Scoring			
Biggest lead	3 (1 st 8:05)	Turnovers	18	22 <th>1st</th> <th>2nd</th> <th>3rd</th> <th>4th</th> <th>TOT</th>	1st	2nd	3rd	4th	TOT				
Best Scoring Run	6 (3 rd 7:57)	Paint	16	48	15	14	15	5	45				
Lead Changes	6	Second Chance	5	29	20	27	25	14	86				
Times Tied	3	Fast Breaks	10	13	27	25	14	14	86				
Time with Lead	03:36	Bench	4	48									

BOX SCORES



Official Basketball Box Score - Final
Miami (FL) at Clemson
 01/13/22 Lileigh Coleman, Clemson
 2021-22 Women's Basketball

Game Time: 7:00 PM
 Game Duration: 2:59
 Attendance: 408

Officials: Joseph Vaszily, Jules Gallien, Meadow Overstreet

Record: 8-5 (1-2)

NO.	Name	Min	FG			3P			FT			Rebounds		Fouls		TP	AS	TO	ST	Blocks		+/-	
			M-A	M-A	M-A	M-A	M-A	M-A	M-A	OR	DR	TOT	PF	FD	BS					BA			
3	Destiny Harden	F 14:27	4-5	0-1	2-2	1	0	1	2	2	10	2	3	1	0	0	1	0	0	1	0	0	1
21	Lola Pendande	F 24:22	7-8	0-0	2-3	2	2	4	3	2	16	1	3	0	0	0	0	0	0	0	6	0	0
12	Ja'Leah Williams	G 33:02	3-5	0-0	0-0	2	2	4	3	1	6	1	5	2	0	2	0	0	0	0	0	0	
20	Kelsey Marshall	G 25:27	2-5	2-5	0-0	0	5	5	4	2	6	2	3	0	0	0	0	0	0	0	0	0	
25	Karla Erjavac	G 35:04	3-9	1-3	0-0	0	1	1	0	1	7	4	3	0	1	0	0	0	0	0	0	0	
1	Moulayna Johnson Sidi Baba	20:14	2-5	0-1	0-0	1	5	6	3	2	4	1	3	1	0	0	0	0	0	0	0	0	
4	Jasmyne Roberts	24:01	3-9	1-2	0-2	2	5	7	2	2	7	0	2	3	0	1	0	0	0	0	0	0	
33	Maeva Djaldi-Tabdi	19:58	6-11	0-0	1-2	3	2	5	0	4	13	1	0	1	0	1	0	0	0	0	0	0	
35	Naomi Mbandu	03:10	0-0	0-0	0-0	0	0	0	0	0	0	0	0	0	0	0	0	0	0	0	0	0	
23	Paula Fraile Ruiz	00:15	0-0	0-0	0-0	0	0	0	0	0	0	0	0	0	0	0	0	0	0	0	0	0	
Totals			30-57	4-12	5-9	12	24	36	19	16	69	12	23	8	1	3	9						

Technical Fouls: NONE

Record: 6-10 (0-5)

NO.	Name	Min	FG			3P			FT			Rebounds		Fouls		TP	AS	TO	ST	Blocks		+/-	
			M-A	M-A	M-A	M-A	M-A	M-A	M-A	OR	DR	TOT	PF	FD	BS					BA			
5	Amari Robinson	F 37:07	4-11	0-1	1-1	2	4	6	2	5	9	0	3	2	0	0	0	0	0	0	0	0	-8
12	Hannah Hank	C 23:27	3-5	1-3	0-0	2	2	4	4	2	7	2	3	4	1	0	0	0	0	0	0	0	-5
00	Delicia Washington	G 31:13	10-14	3-3	1-4	0	4	4	3	3	24	4	4	1	0	0	0	0	0	0	0	-3	
2	Dalsha Bradford	G 34:59	4-6	0-2	0-0	0	3	3	1	2	8	4	4	1	0	0	0	0	0	0	0	-9	
30	Madi Ott	G 21:21	0-2	0-2	0-0	0	0	0	0	2	0	2	1	0	0	0	0	0	0	0	0	-7	
40	Latresse Saine	14:04	1-3	0-0	1-2	2	2	4	2	1	3	0	1	0	0	0	0	0	0	0	0	0	
4	Weronika Hipp	26:58	2-9	0-6	1-2	0	2	2	3	4	5	1	2	0	0	1	0	0	0	0	0	-7	
1	Eno Inyang	04:53	0-0	0-0	0-0	0	0	0	0	0	0	0	0	0	0	0	0	0	0	0	0	-6	
15	Kionna Gaines	04:00	0-1	0-0	0-0	0	0	0	0	0	0	0	0	0	0	0	0	0	0	0	0	-1	
25	Sydney Standifer	00:48	1-1	0-0	0-0	0	0	0	0	0	2	0	0	0	0	0	0	0	0	0	0	-1	
Totals			25-52	4-17	6-11	6	17	23	16	19	60	9	21	12	3	1	9						

Technical Fouls: NONE

	MIA	CLE
Biggest lead	13 (3 rd 1:57)	5 (1 st 7:15)
Best Scoring Run	9 (3 rd 7:57)	7 (1 st 7:15)
Lead Changes	9	9
Times Tied	5	5
Time with Lead	23:29	12:33

Points from Turnovers	MIA	CLE
	30	19
Paint	40	34
Second Chance	6	4
Fast Breaks	6	11
Bench	24	10

Period by Period Scoring	1st	2nd	3rd	4th	TOT
MIA	16	16	27	10	69
CLE	18	11	21	10	60



Official Basketball Box Score - Final
Georgia Tech at Miami (FL)
 01/16/22 Watson Center, Coral Gables, Fla.
 2021-22 Women's Basketball

Game Time: 2:00 PM
 Game Duration: 1:50
 Attendance: 1,256

Officials: Bryan Brunette, Daryl Humphrey, Teresa Slack

Record: 13-4 (4-2)

NO.	Name	Min	FG			3P			FT			Rebounds		Fouls		TP	AS	TO	ST	Blocks		+/-	
			M-A	M-A	M-A	M-A	M-A	M-A	M-A	OR	DR	TOT	PF	FD	BS					BA			
13	Lorela Cubaj	F 39:14	1-6	0-2	4-4	3	7	10	3	6	6	5	4	0	0	0	0	0	0	0	0	0	1
45	Digna Strautmame	F 29:03	3-9	0-3	1-1	1	8	9	1	1	7	0	2	0	0	0	0	0	0	0	0	0	2
20	Nerea Hermosa	C 35:36	5-12	0-0	2-2	4	2	6	3	2	12	2	3	2	1	0	0	0	0	0	0	-3	
24	Eylia Love	G 36:37	3-14	1-3	0-0	2	5	7	2	3	7	1	2	2	0	0	0	0	0	0	0	-2	
31	Lotta-Maj Lahtinen	G 38:41	3-12	1-4	3-4	0	3	3	1	5	10	2	3	1	0	0	0	0	0	0	0	-3	
3	Sarah Bates	16:24	0-1	0-1	0-0	0	0	0	0	0	0	0	0	0	0	0	0	0	0	0	0	0	
11	Aixa Wone Aranz	01:02	0-0	0-0	0-0	0	0	0	0	0	0	0	0	0	0	0	0	0	0	0	0	-3	
15	Ayvonca Carter	03:23	1-2	0-0	1-1	1	0	1	0	1	0	0	0	0	0	0	0	0	0	0	0	0	
Totals			16-56	2-13	11-12	13	27	40	11	18	45	12	15	5	4	3	1						

Technical Fouls: NONE

Record: 9-5 (2-2)

NO.	Name	Min	FG			3P			FT			Rebounds		Fouls		TP	AS	TO	ST	Blocks		+/-	
			M-A	M-A	M-A	M-A	M-A	M-A	M-A	OR	DR	TOT	PF	FD	BS					BA			
3	Destiny Harden	F 08:46	0-0	0-0	0-0	0	1	1	3	0	0	1	0	0	0	0	0	0	0	0	0	0	8
21	Lola Pendande	F 15:43	3-5	0-1	0-0	0	2	2	1	1	1	1	1	1	1	0	0	0	0	0	0	0	8
12	Ja'Leah Williams	G 31:42	3-10	0-2	3-6	0	6	4	6	9	0	3	4	0	0	0	0	0	0	0	0	1	
20	Kelsey Marshall	G 34:43	5-11	2-7	0-0	1	4	5	2	0	12	0	6	2	0	0	0	0	0	0	0	1	
25	Karla Erjavac	G 19:26	1-3	1-2	0-0	0	5	5	2	0	3	3	2	0	0	0	0	0	0	0	0	10	
5	Mykea Gray	17:18	0-4	0-1	0-0	0	0	0	1	0	0	3	1	1	0	0	0	0	0	0	0	-2	
33	Maeva Djaldi-Tabdi	23:42	2-6	1-2	0-0	0	1	1	1	0	5	1	0	0	0	0	0	0	0	0	0	0	
1	Moulayna Johnson Sidi Baba	20:30	0-1	0-1	0-0	0	5	5	0	2	0	1	0	0	0	0	0	0	0	0	0	0	
13	Lashae Dwyer	14:29	3-5	0-0	0-0	0	0	0	0	0	0	0	0	0	0	0	0	0	0	0	0	-10	
4	Jasmyne Roberts	02:50	0-0	0-0	0-0	0	0	0	0	0	0	0	0	0	0	0	0	0	0	0	0	-1	
35	Naomi Mbandu	10:49	2-3	0-0	1-1	0	2	2	0	2	5	0	1	0	0	0	0	0	0	0	0	-7	
Totals			19-48	4-16	4-7	3	28	31	18	11	46	11	15	10	3	4	1						

Technical Fouls: NONE

	GA	MIA
Biggest lead	9 (3 rd 1:34)	4 (1 st 8:30)
Best Scoring Run	6 (1 st 3:17)	7 (4 th 8:51)
Lead Changes	2	2
Times Tied	3	3
Time with Lead	31:03	06:24

Points from Turnovers	GA	MIA
	12	14
Paint	24	26
Second Chance	14	5
Fast Breaks	2	4
Bench	3	16

Period by Period Scoring	1st	2nd	3rd	4th	TOT
GA	13	16	12	4	45
MIA	11	13	11	11	46



Official Basketball Box Score - Final
Duke at Miami (FL)
 01/18/22 Watson Center, Coral Gables, Fla.
 2021-22 Women's Basketball

Game Time: 2:00 PM
 Game Duration: 2:12
 Attendance: 1,443

Officials: Carla Fountain, Luis Gonzalez, John Capolino

Record: 12-4 (3-3)

NO.	Name	Min	FG			3P			FT			Rebounds		Fouls		TP	AS	TO	ST	Blocks		+/-	
			M-A	M-A	M-A	M-A	M-A	M-A	M-A	OR	DR	TOT	PF	FD	BS					BA			
24	O. Akimbode-James	F 22:00	1-1	0-0	1-4	5	6	6	0	3	3	1	0	0	0	0	0	0	0	0	0	0	4
34	Lexi Gordon	F 27:46	2-9	1-5	4-6	0	6	6	2	3	9	0	3	0	0	0	0	0	0	0	0	0	2
3	Miela Goodchild	G 33:30	6-15	3-9	2-2	0	7	7	2	2	17	1	1	2	0	0	0	0	0	0	0	0	
4	Elizabeth Balogun	G 31:04	4-8	0-2	0-0	4	4	2	1	8	1</												

BOX SCORES



Official Basketball Box Score - Final
Miami (FL) at Boston College
 01/29/22 Conte Forum, Boston
 2021-22 Women's Basketball

Game Time: 12:00 PM
 Game Duration: 1:55
 Attendance: 914

Officials: Ed Sidasky, Linda Miles, Brandon Entinse

NO.	Name	Min	FG		3P		FT		Rebounds		Fouls		TP	AS	TO	ST	Blocks		+/-
			M-A	M-A	M-A	M-A	OR	DR	PF	FD	BS	BA							
3	Destiny Harden	F 33:39	5-7	0-1	0-0	0	5	5	1	0	10	2	2	2	0	0	0	0	-2
21	Lola Pendande	F 28:17	4-6	0-0	5-8	4	2	6	3	7	13	2	1	2	4	1	-13		
12	Ja'Leah Williams	G 31:20	5-13	1-2	1-2	2	3	5	1	1	12	3	4	3	0	1	-3		
20	Kelsey Marshall	G 33:07	4-10	0-4	2-2	0	3	3	4	5	10	2	4	3	0	1	-10		
25	Karla Erjavac	G 33:40	5-6	1-2	0-0	1	1	1	0	11	4	1	2	0	0	-10			
35	Naomi Mbandu	02:55	0-1	0-0	0-0	0	1	1	2	0	0	1	0	0	0	0	-5		
5	Mykea Gray	06:06	0-0	0-0	0-0	0	0	0	1	1	1	0	0	0	0	0	-7		
33	Maeva Djaldi-Tabdi	12:48	3-5	0-2	0-0	0	1	1	4	0	6	0	1	0	0	-2			
1	Moulayna Johnson Sidi Baba	02:21	0-1	0-1	0-0	0	0	0	0	0	1	0	0	0	0	0	-4		
4	Jasmyne Roberts	02:10	0-0	0-0	0-0	0	0	0	0	0	2	0	0	0	0	0	-5		
13	Lashae Dwyer	13:37	0-3	0-1	3-4	1	0	1	3	2	3	1	1	1	0	0	-4		
Team																			
Totals			26-52	2-13	12-18	9	17	26	20	17	66	16	17	13	4	3	-13		

Record: 10-7 (3-4)

Technical Fouls: NONE

Dead Ball Rebounds: 5 0

NO.	Name	Min	FG		3P		FT		Rebounds		Fouls		TP	AS	TO	ST	Blocks		+/-
			M-A	M-A	M-A	M-A	OR	DR	PF	FD	BS	BA							
12	Ally VanTimmeren	F 19:46	6-10	1-2	2-2	4	2	6	3	4	15	1	1	1	0	1	9		
13	Taylor Soule	F 40:00	10-11	1-1	2-4	3	3	6	3	23	4	5	1	0	1	13			
5	Maria Gakdeng	C 24:09	2-4	0-0	1-2	3	2	5	3	2	5	1	2	0	3	1	12		
1	Cameron Swartz	G 35:49	4-12	1-1	1-2	1	2	1	2	10	1	2	1	0	1	13			
14	Marnelle Garraud	G 37:28	5-11	4-7	0-0	0	2	2	3	1	14	3	2	1	0	15			
10	Makyla Dickens	21:16	2-7	2-5	2-2	0	3	3	2	2	8	5	4	0	0	11			
0	Dontavia Waaggoner	10:25	0-1	0-0	2-2	1	2	3	2	1	2	0	1	0	0	0	2		
4	Jolo Lacey	00:34	0-0	0-0	0-0	0	0	0	0	0	0	0	0	0	0	0	0		
2	Kaylah Invey	03:59	0-0	0-0	0-0	0	1	1	0	1	0	0	0	0	0	0	0		
32	Clara Ford	06:34	1-1	0-0	0-0	0	1	0	1	2	0	0	0	0	0	0	0		
Team																			
Totals			30-60	9-16	10-14	14	18	32	17	20	79	15	17	4	3	4	13		

Record: 14-5 (5-3)

Technical Fouls: NONE

Dead Ball Rebounds: 3 0

UM	BC	Points from Turnovers	UM	BC	Period by Period Scoring				
					1st	2nd	3rd	4th	TOT
3 (3 rd 8:29)	15 (4 th 0:39)	19	16	UM	16	22	16	12	66
9 (2 nd 2:46)	9 (4 th 2:18)	28	34	BC	25	12	20	22	79
8	8	18	18						
5	2	8	2						
03:55	32:41	10	12						



Official Basketball Box Score - Final
Miami (FL) at Wake Forest
 01/27/22 LJVM Coliseum, Winston-Salem
 2021-22 Women's Basketball

Game Time: 7:00 PM
 Game Duration: 1:48
 Attendance: 1,690

Officials: Dan Outlaw, Mark Berger, Ashley Glass

NO.	Name	Min	FG		3P		FT		Rebounds		Fouls		TP	AS	TO	ST	Blocks		+/-
			M-A	M-A	M-A	M-A	OR	DR	PF	FD	BS	BA							
3	Destiny Harden	F 26:18	5-10	1-4	2-2	2	5	7	2	1	13	1	2	0	0	0	0	13	
21	Lola Pendande	F 19:03	3-5	0-0	0-0	1	4	5	3	2	6	0	2	0	0	1	1	10	
12	Ja'Leah Williams	G 27:32	1-6	0-0	6-6	3	7	10	1	3	8	4	2	3	0	1	11		
20	Kelsey Marshall	G 37:43	7-15	2-9	0-1	0	4	4	2	4	16	3	0	0	2	0	7		
25	Karla Erjavac	G 33:40	3-7	2-4	0-0	1	3	4	1	0	8	4	1	1	0	0	17		
33	Maeva Djaldi-Tabdi	09:30	3-5	1-1	0-0	0	0	0	4	2	7	0	1	0	0	1	5		
35	Naomi Mbandu	11:27	2-2	0-0	0-0	1	0	1	0	1	4	0	1	0	0	0	-8		
5	Mykea Gray	08:38	0-2	0-2	0-0	0	0	0	1	1	0	1	0	0	0	0	-11		
13	Lashae Dwyer	12:27	1-4	0-0	2-2	2	2	4	2	1	4	1	0	0	0	0	-3		
1	Moulayna Johnson Sidi Baba	10:42	0-1	0-1	0-0	0	1	1	0	0	0	0	0	0	0	0	-6		
4	Jasmyne Roberts	03:00	0-0	0-0	0-0	0	0	0	0	0	0	0	0	0	0	0	0		
Team																			
Totals			25-57	6-21	10-11	13	27	40	16	15	66	14	12	5	3	4	7		

Record: 11-7 (4-4)

Technical Fouls: Hardon 2nd 0:30

Dead Ball Rebounds: 1 0

NO.	Name	Min	FG		3P		FT		Rebounds		Fouls		TP	AS	TO	ST	Blocks		+/-
			M-A	M-A	M-A	M-A	OR	DR	PF	FD	BS	BA							
20	Olivia Summiel	F 34:41	6-10	2-4	0-0	1	5	6	1	2	14	2	0	0	1	1	-3		
23	Christina Morra	F 20:41	2-4	0-0	2-5	2	4	6	1	5	6	0	1	0	0	0	-13		
2	Kaia Harrison	G 16:20	1-4	0-0	0-0	0	0	0	2	0	2	0	3	0	0	0	-6		
21	Elise Williams	G 29:29	3-12	1-3	0-0	1	0	1	1	0	7	2	2	0	1	0	3		
24	Jewel Spear	G 30:49	4-15	4-9	2-2	0	1	1	4	3	14	1	4	1	0	0	-8		
14	Niyah Becker	18:52	1-5	0-2	0-1	1	2	3	1	1	2	2	0	0	1	0	9		
25	Demeara Hinds	19:19	3-5	0-0	1-3	7	3	0	1	2	7	0	2	1	1	1	6		
32	Alexandria Scruggs	21:34	2-7	1-3	0-2	0	2	2	1	2	5	1	1	0	0	0	-13		
0	Alyssa Andrews	08:15	1-3	0-0	0-0	2	1	3	0	2	0	0	0	0	0	0	-10		
Team																			
Totals			23-65	8-21	5-13	16	19	35	15	15	59	11	11	3	4	3	-7		

Record: 12-9 (2-8)

Technical Fouls: NONE

Dead Ball Rebounds: 7 0

Miami	Wake F	Points from Turnovers	Miami	Wake F	Period by Period Scoring				
					1st	2nd	3rd	4th	TOT
9 (4 th 0:24)	4 (4 th 9:40)	11	9	Miami	19	13	12	22	66
12 (4 th 0:24)	9 (4 th 9:40)	30	16	Wake F	18	11	17	13	59
10	9	19	19						
9	22	5	5						
21:16	13:17	15	16						



Official Basketball Box Score - Final
Louisville at Miami (FL)
 02/01/22 Watson Center, Coral Gables, Fla.
 2021-22 Women's Basketball

Game Time: 7:00 PM
 Game Duration: 1:51

Officials: Bruce Morris, Tiana Cross, Jeffrey Smith

NO.	Name	Min	FG		3P		FT		Rebounds		Fouls		TP	AS	TO	ST	Blocks		+/-
			M-A	M-A	M-A	M-A	OR	DR	PF	FD	BS	BA							
44	Olivia Cochran	F 30:27	8-15	0-1	2-3	2	3	5	0	3	18	1	0	0	0	0	3		
10	Hailey Van Lith	G 30:38	4-8	1-2	0-0	2	1	3	2	1	9	2	2	0	0	1	11		
14	Kianna Smith	G 39:15	8-13	3-5	2-2	0	3	3	1	1	21	7	1	0	0	0	6		
21	Emily Engstler	G 28:06	2-10	2-5	1-2	3	6	9	4	7	5	5	1	1	1	-1			
23	Chelsie Hall	G 20:04	4-8	2-5	0-0	1	2	3	0	10	4	2	0	0	0	7			
5	Mykasa Robinson	25:33	1-2	0-0	0-2	1	2	3	2	2	4	1	3	1	0	2			
22	Liz Dixon	14:40	1-2	0-0	0-2	1	3	0	1	2	0	1	1	2	0	-2			
2	Ahiana Smith	05:38	0-2	0-1	0-0	0	1	1	0	0	0	3	0	0	0	-10			
12	Payton Verhulst	05:39	0-1	0-1	0-0	0													

BOX SCORES



Official Basketball Box Score - Final
Miami (FL) at North Carolina
 02/06/22 Carmichael Arena, Chapel Hill
 2021-22 Women's Basketball

Game Time: 12:00 PM
 Game Duration: 1:46
 Attendance: 2,759



Official Basketball Box Score - Final
Miami (FL) at Notre Dame
 02/10/22 Purcell Pavilion at the Joyce Center, Notre Dame
 2021-22 Women's Basketball

Game Time: 6:00 PM
 Game Duration: 1:49
 Attendance: 4,508

Miami (FL) - 38 Record: 12-9 (5-6)

NO. Name	Min	FG		3P		FT		Rebounds		Fouls		TP	AS	TO	ST	Blocks		+/-	Shooting By Period			
		M-A	M-A	M-A	M-A	OR	DR	PF	FD	OR	DR					PF	FD		1st	2nd	3rd	4th
3 Destiny Harden	F 15:53	1-4	0-0	0-0	3	2	5	1	1	2	0	1	1	0	1	0	1	-13	1st FG%	1-17	5.9%	
21 Lola Pendande	F 14:33	3-6	0-0	0-2	1	0	1	2	3	6	0	1	1	0	0	0	-12	3PT%	0-5	0.0%		
12 Ja'Leah Williams	G 19:56	1-6	0-0	2-4	2	2	4	2	2	4	3	3	0	0	2	0	-30	FT%	0-0	0%		
20 Kelsey Marshall	G 25:33	6-14	2-8	1-2	0	0	0	1	3	15	1	3	0	0	0	0	-33	2nd FG%	4-15	26.7%		
25 Karla Erjavac	G 22:44	0-2	0-1	0-0	0	0	0	3	1	0	6	2	1	0	0	0	-7	3PT%	0-3	0.0%		
33 Maeva Djaldi-Tabdi	16:11	0-8	0-4	0-0	2	4	6	4	0	0	0	1	0	2	0	0	-25	FT%	3-5	60%		
1 Moulayna Johnson Sidi Baba	20:25	0-2	0-2	0-0	0	6	6	0	2	0	0	1	0	0	0	0	-31	3rd FG%	5-17	29.4%		
5 Mykea Gray	16:26	1-10	1-6	0-0	0	0	0	1	0	3	1	2	1	0	1	0	-31	FT%	1-2	50%		
13 Lashae Dwyer	16:29	1-5	0-0	1-1	2	1	3	5	3	3	0	1	0	0	2	2	-21	4th FG%	5-17	29.4%		
4 Jasmynne Roberts	18:52	1-5	1-2	0-0	0	1	1	4	3	3	0	1	3	0	1	0	-19	3PT%	3-10	30.0%		
23 Paula Fraile Ruiz	12:58	1-4	0-2	0-0	1	1	2	1	0	2	1	0	0	0	0	0	-13	FT%	0-2	0%		
Team					1	5	6	0	0	2								GM FG%	15-66	22.7%		
Totals		15-66	4-25	4-9	12	22	34	24	15	38	12	18	7	2	7	-47		3PT%	4-9	44.4%		

Technical Fouls: NONE Dead Ball Rebounds: 2, 0

Miami (FL) - 53 Record: 12-10 (5-7)

NO. Name	Min	FG		3P		FT		Rebounds		Fouls		TP	AS	TO	ST	Blocks		+/-	Shooting By Period			
		M-A	M-A	M-A	M-A	OR	DR	PF	FD	OR	DR					PF	FD		1st	2nd	3rd	4th
3 Destiny Harden	F 25:29	4-9	0-1	0-2	1	3	4	2	1	8	4	5	5	1	1	0	0	0	1st FG%	4-17	23.5%	
21 Lola Pendande	F 18:09	2-6	0-0	1-2	3	3	6	4	2	5	0	2	0	0	2	-4		3PT%	2-7	28.6%		
12 Ja'Leah Williams	G 26:25	0-3	0-1	0-0	2	3	5	2	0	0	4	5	1	1	0	-2		FT%	1-1	100%		
20 Kelsey Marshall	G 31:24	6-14	6-11	0-0	1	2	3	2	0	18	1	5	1	1	0	-18		2nd FG%	4-14	28.6%		
25 Karla Erjavac	G 30:10	3-9	2-6	1-4	1	1	2	1	2	9	3	0	0	0	0	-8		3PT%	3-7	42.9%		
33 Maeva Djaldi-Tabdi	19:59	0-6	0-1	0-0	2	2	4	2	3	0	1	1	1	1	2	-13		FT%	0-2	0%		
35 Naomi Mbandu	13:31	0-0	0-0	0-0	1	2	3	0	0	0	0	0	0	0	0	-14		3rd FG%	4-13	30.8%		
5 Mykea Gray	19:22	3-8	2-7	1-1	0	0	0	1	1	9	0	3	1	0	0	-18		3PT%	2-5	40.0%		
4 Jasmynne Roberts	06:40	0-0	0-0	2-2	0	1	1	1	2	0	0	0	0	0	0	-9		FT%	1-4	25%		
13 Lashae Dwyer	07:43	0-1	0-0	0-0	0	1	1	0	0	0	1	1	0	0	0	2		4th FG%	7-13	53.8%		
23 Paula Fraile Ruiz	01:08	1-1	0-0	0-0	0	0	0	0	0	2	0	0	0	0	0	4		3PT%	3-8	37.5%		
Team					4	3	7	0	2									GM FG%	19-57	33.3%		
Totals		19-57	10-27	5-11	15	21	36	16	10	53	14	24	9	4	5	-16		3PT%	10-27	37.0%		

Technical Fouls: NONE Dead Ball Rebounds: 3, 0

North Carolina - 85 Record: 18-4 (8-4)

NO. Name	Min	FG		3P		FT		Rebounds		Fouls		TP	AS	TO	ST	Blocks		+/-	Shooting By Period			
		M-A	M-A	M-A	M-A	OR	DR	PF	FD	OR	DR					PF	FD		1st	2nd	3rd	4th
31 Anya Poole	F 16:42	4-6	0-0	2-2	2	5	7	3	5	10	1	4	0	0	0	18		1st FG%	11-19	57.9%		
1 Alyssa Usby	G 28:41	5-6	1-1	0-0	2	8	10	2	0	11	2	3	1	2	1	32		3PT%	1-6	16.7%		
2 Carlie Littlefield	G 31:31	2-10	1-7	3-3	0	3	3	1	4	8	2	3	0	1	0	43		FT%	5-5	100%		
3 Kennedy Todd-Williams	G 27:55	6-11	2-5	2-2	1	4	5	3	2	16	1	0	0	0	0	41		2nd FG%	8-17	47.1%		
25 Deja Kelly	G 28:16	6-15	4-9	2-2	0	5	5	1	3	18	5	2	0	0	1	32		3PT%	5-10	50.0%		
10 Eva Hodgson	26:14	2-5	1-4	4-4	2	0	2	0	4	9	3	1	1	1	0	30		FT%	4-4	100%		
0 Alexandra Zelaya	11:01	0-3	0-3	2-2	1	4	5	1	1	2	0	0	1	2	0	19		3PT%	5-15	33.3%		
20 Destiny Adams	10:51	2-4	0-0	5-6	2	2	4	2	5	9	0	0	1	2	0	4		FT%	3-11	27.3%		
21 Malu Tshenenge	13:15	1-2	0-0	0-0	1	4	5	2	0	2	0	0	0	0	0	3		4th FG%	4-12	33.3%		
30 Jaelynn Murray	05:34	0-1	0-0	0-0	0	1	1	0	0	0	0	1	0	0	0	3		3PT%	0-2	0.0%		
Team					2	4	6	0	0	1								GM FG%	7-8	87.5%		
Totals		28-63	9-29	20-21	13	40	53	15	24	85	14	15	4	7	2	47		3PT%	9-29	31.0%		

Technical Fouls: NONE Dead Ball Rebounds: 1, 2

Notre Dame - 69 Record: 19-5 (10-3)

NO. Name	Min	FG		3P		FT		Rebounds		Fouls		TP	AS	TO	ST	Blocks		+/-	Shooting By Period			
		M-A	M-A	M-A	M-A	OR	DR	PF	FD	OR	DR					PF	FD		1st	2nd	3rd	4th
0 Maya Dodson	F 27:48	5-13	0-0	2-2	4	6	10	2	4	12	1	5	0	3	1	9		1st FG%	7-17	41.2%		
34 Maddy Westfeld	F 35:57	8-11	4-5	1-1	3	5	8	1	2	21	2	2	1	0	0	14		3PT%	1-3	33.3%		
1 Dara Mabrey	G 29:04	2-4	2-3	0-0	0	1	1	2	1	6	2	2	0	0	0	14		FT%	2-3	66.7%		
5 Olivia Miles	G 35:00	3-8	0-4	1-2	1	2	3	0	2	7	8	6	3	0	0	10		2nd FG%	7-10	70.0%		
11 Sonia Citron	G 37:40	5-11	0-2	5-6	0	8	8	0	6	15	5	3	3	1	1	16		3PT%	1-2	50%		
21 Anya Peoples	16:24	2-4	0-1	2-2	1	3	4	1	1	6	1	1	1	1	0	12		3rd FG%	6-14	42.9%		
33 Sam Brunelle	16:15	1-3	0-1	0-0	0	0	0	0	3	2	1	1	2	0	1	9		3PT%	2-5	40.0%		
2 Trinity Cha	00:58	0-0	0-0	0-0	0	0	0	0	0	0	0	0	0	0	0	-2		FT%	6-6	100%		
25 Sarah Cernugli	00:56	0-1	0-0	0-0	0	0	0	0	0	0	0	0	0	0	0	-2		4th FG%	6-14	42.9%		
Team					0	1	1	0	0	1								GM FG%	26-55	47.3%		
Totals		26-55	6-16	11-13	9	26	35	10	16	69	20	20	11	5	4	16		3PT%	6-16	37.5%		

Technical Fouls: NONE Dead Ball Rebounds: 1, 0

	MIA	UNC
Biggest lead	0 (1st 10:00)	47 (4th 9:46)
Best Scoring Run	13 (3rd 6:13)	24 (2nd 8:14)
Lead Changes	0	1
Times Tied	0	0
Time with Lead	00:00	39:32

Points from Turnovers	MIA	UNC
Points from Turnovers	8	21
Paint	20	32
Second Chance	1	21
Fast Breaks	5	15
Bench	11	22

Period by Period Scoring	1st	2nd	3rd	4th	TOT
Period by Period Scoring	2	11	12	13	38
UNC	26	25	17	15	85

	MIA	ND
Biggest lead	2 (1st 5:17)	22 (4th 4:22)
Best Scoring Run	7 (4th 8:08)	9 (1st 1:08)
Lead Changes	2	0
Times Tied	1	0
Time with Lead	03:03	36:27

Points from Turnovers	MIA	ND
Points from Turnovers	12	28
Paint	16	34
Second Chance	7	12
Fast Breaks	9	8
Bench	13	8

Period by Period Scoring	1st	2nd	3rd	4th	TOT
Period by Period Scoring	11	11	11	20	53
ND	17	16	20	16	69



Official Basketball Box Score - Final
Florida St. at Miami (FL)
 02/13/22 Watson Center, Coral Gables, Fla.
 2021-22 Women's Basketball

Game Time: 12:00 PM
 Game Duration: 2:16
 Attendance: 2,034



Official Basketball Box Score - Final
Florida St. at Miami (FL)
 02/13/22 Watson Center, Coral Gables, Fla.
 2021-22 Women's Basketball

Game Time: 12:00 PM
 Game Duration: 2:16
 Attendance: 2,034

Florida St. - 59 Record: 12-11 (6-7)

NO. Name	Min	FG		3P		FT		Rebounds		Fouls		TP	AS	TO	ST	Blocks		+/-	Shooting By Period			
----------	-----	----	--	----	--	----	--	----------	--	-------	--	----	----	----	----	--------	--	-----	--------------------	--	--	--



TV/RADIO PHOTO ROSTER



#0

KENZA SALGUES
Jr. | G | 5-9
MONTPELLIER, FRANCE
(INSEP)



#1

MOULAYNA JOHNSON SIDI BABA
Jr. | G/F | 6-1
STOCKHOLM, SWEDEN
(Solna Gymnasium)



#3

DESTINY HARDEN
R-Sr. | F | 6-0
CHICAGO, ILL.
(West Virginia/Morgan Park)



#4

JASMYNE ROBERTS
Fr. | G | 5-10
JACKSONVILLE, FLA.
(Bishop Kenny)



#5

MYKEA GRAY
Sr. | G | 5-4
UPPER MARLBORO, MD.
(National Christian Academy)



#12

JA'LEAH WILLIAMS
Fr. | G | 5-9
POMPANO BEACH, FLA.
(Blanche Ely)



#13

LASHAE DWYER
Fr. | G | 5-6
TORONTO, CANADA
(The Webb School)



#20

KELSEY MARSHALL
Gr. | G | 5-9
DAVIE, FLA.
(Miami Country Day)



#21

LOLA PENDANDE
Jr. | F | 6-4
ALMERIA, SPAIN
(Utah/Ribet Academy)



#22

CHISO OKAFOR
Fr. | F | 6-1
MATARÓ, SPAIN
(IES Llavaneres)



#23

PAULA FRAILE RUIZ
So. | F | 6-4
BARCELONA SPAIN
(Segle XXI)



#25

KARLA ERJAVEC
Sr. | G | 5-10
ZAGREB, CROATIA
(Wyoming/Sport Gymnasium)



#33

MAEVA DJALDI-TABDI
Gr. | F | 6-4
PARIS, FRANCE
(Syracuse/Jean Moulin)



#35

NAOMI MBANDU
Sr. | F | 6-2
AMIENS, FRANCE
(Gulf Coast State/Marcelin Berthelot)



HC

KATIE MEIER
HEAD COACH
17TH SEASON



AHC

FITZROY ANTHONY
ASSISTANT HEAD COACH
SEVENTH SEASON



AC

BETH DUNKENBERGER
ASSISTANT COACH
FIRST SEASON

















AC

SHENISE JOHNSON
ASSISTANT COACH
FIRST SEASON



BROADCAST SHEET

0		KENZA SALGUES Jr. G 5-9 MONTPELLIER, FRANCE MAJOR: Sports Administration	<table border="1"> <thead> <tr><th></th><th>GP-GS</th><th>PPG</th><th>RPG</th><th>APG</th><th>MPG</th></tr> </thead> <tbody> <tr><td>2021-22</td><td>-</td><td>-</td><td>-</td><td>-</td><td>-</td></tr> <tr><td>CAREER</td><td>29-0</td><td>1.3</td><td>0.4</td><td>0.3</td><td>7.5</td></tr> </tbody> </table>		GP-GS	PPG	RPG	APG	MPG	2021-22	-	-	-	-	-	CAREER	29-0	1.3	0.4	0.3	7.5	<ul style="list-style-type: none"> • Missed a majority of the 2020-21 season due to surgery • Represented France at FIBA U18 European Championship • Played against Moulayna Sidi Baba at the FIBA U16 European Championship • Godfather is Chicago Sky Head Coach James Wade • INSEP alums include Tony Parker and Clint Capela
	GP-GS	PPG	RPG	APG	MPG																	
2021-22	-	-	-	-	-																	
CAREER	29-0	1.3	0.4	0.3	7.5																	
1		MOULAYNA JOHNSON SIDI BABA Jr. F 6-1 STOCKHOLM, SWEDEN MAJOR: Business Technology	<table border="1"> <thead> <tr><th></th><th>GP-GS</th><th>PPG</th><th>RPG</th><th>APG</th><th>MPG</th></tr> </thead> <tbody> <tr><td>2021-22</td><td>20-0</td><td>1.7</td><td>4.7</td><td>0.5</td><td>17.4</td></tr> <tr><td>CAREER</td><td>64-9</td><td>2.5</td><td>3.4</td><td>0.6</td><td>17.2</td></tr> </tbody> </table>		GP-GS	PPG	RPG	APG	MPG	2021-22	20-0	1.7	4.7	0.5	17.4	CAREER	64-9	2.5	3.4	0.6	17.2	<ul style="list-style-type: none"> • Tallied a career-best 16 rebounds against Syracuse (2/3) • Ranks second on the Canes in rebounding this season at 4.7 boards/game • Has recorded five-plus rebounds in 10 of 21 games this season • Played against Kenza Salgues at the FIBA U16 European Championship • Second Swedish player to sign with Coach Katie Meier
	GP-GS	PPG	RPG	APG	MPG																	
2021-22	20-0	1.7	4.7	0.5	17.4																	
CAREER	64-9	2.5	3.4	0.6	17.2																	
3		DESTINY HARDEN R-Sr. F 6-0 CHICAGO, ILL. MAJOR: Criminology	<table border="1"> <thead> <tr><th></th><th>GP-GS</th><th>PPG</th><th>RPG</th><th>APG</th><th>MPG</th></tr> </thead> <tbody> <tr><td>2021-22</td><td>13-11</td><td>6.6</td><td>3.5</td><td>1.0</td><td>18.9</td></tr> <tr><td>CAREER</td><td>95-46</td><td>5.6</td><td>3.3</td><td>0.7</td><td>15.4</td></tr> </tbody> </table>		GP-GS	PPG	RPG	APG	MPG	2021-22	13-11	6.6	3.5	1.0	18.9	CAREER	95-46	5.6	3.3	0.7	15.4	<ul style="list-style-type: none"> • Has scored in double-figures in four over the last eight games • Tallied a season-high 13 points and eight boards against Louisville (2/2) • Started each of the last 11 games, averaging 7.0 points and 3.9 boards • Named a captain for the 2021-22 season • Career goal is to become a firefighter
	GP-GS	PPG	RPG	APG	MPG																	
2021-22	13-11	6.6	3.5	1.0	18.9																	
CAREER	95-46	5.6	3.3	0.7	15.4																	
4		JASMYNE ROBERTS Fr. G 5-10 JACKSONVILLE, FLA. MAJOR: Broadcast Journalism	<table border="1"> <thead> <tr><th></th><th>GP-GS</th><th>PPG</th><th>RPG</th><th>APG</th><th>MPG</th></tr> </thead> <tbody> <tr><td>2021-22</td><td>19-0</td><td>1.9</td><td>1.5</td><td>0.4</td><td>7.9</td></tr> <tr><td>CAREER</td><td>19-0</td><td>1.9</td><td>1.5</td><td>0.4</td><td>7.9</td></tr> </tbody> </table>		GP-GS	PPG	RPG	APG	MPG	2021-22	19-0	1.9	1.5	0.4	7.9	CAREER	19-0	1.9	1.5	0.4	7.9	<ul style="list-style-type: none"> • Hauled in a season-high seven rebounds at Clemson (1/13) • Averaged 18.6 points, 8.5 rebounds, and 3.3 steals per game as a senior • Tabbed Florida Times-Union All-First Coast Player of the Year twice • Named 2021 USA TODAY Greater Jacksonville Female Athlete of the Year • Accumulated 2,224 career points and 1,005 career rebounds at Bishop Kenny
	GP-GS	PPG	RPG	APG	MPG																	
2021-22	19-0	1.9	1.5	0.4	7.9																	
CAREER	19-0	1.9	1.5	0.4	7.9																	
5		MYKEA GRAY Sr. G 5-4 UPPER MARLBORO, MD. MAJOR: Criminology	<table border="1"> <thead> <tr><th></th><th>GP-GS</th><th>PPG</th><th>RPG</th><th>APG</th><th>MPG</th></tr> </thead> <tbody> <tr><td>2021-22</td><td>20-6</td><td>5.1</td><td>1.6</td><td>1.4</td><td>16.7</td></tr> <tr><td>CAREER</td><td>116-102</td><td>11.1</td><td>1.6</td><td>2.3</td><td>25.8</td></tr> </tbody> </table>		GP-GS	PPG	RPG	APG	MPG	2021-22	20-6	5.1	1.6	1.4	16.7	CAREER	116-102	11.1	1.6	2.3	25.8	<ul style="list-style-type: none"> • Has tallied two double-digits games so far in 2021-22 • Played her first game in 615 days after an ACL injury sidelined her in 2020-21 • Ranks 16th in program history in scoring (1,286) • Has totaled 63 double-digit outings in her career • Wants to play professional basketball after graduation
	GP-GS	PPG	RPG	APG	MPG																	
2021-22	20-6	5.1	1.6	1.4	16.7																	
CAREER	116-102	11.1	1.6	2.3	25.8																	
12		JA'LEAH WILLIAMS Fr. G 5-9 POMPANO BEACH, FLA. MAJOR: Sports Administration	<table border="1"> <thead> <tr><th></th><th>GP-GS</th><th>PPG</th><th>RPG</th><th>APG</th><th>MPG</th></tr> </thead> <tbody> <tr><td>2021-22</td><td>23-17</td><td>7.6</td><td>4.3</td><td>2.1</td><td>26.6</td></tr> <tr><td>CAREER</td><td>23-17</td><td>7.6</td><td>4.3</td><td>2.1</td><td>26.6</td></tr> </tbody> </table>		GP-GS	PPG	RPG	APG	MPG	2021-22	23-17	7.6	4.3	2.1	26.6	CAREER	23-17	7.6	4.3	2.1	26.6	<ul style="list-style-type: none"> • Top five among ACC freshmen in points, rebounds, assists and steals • Ranks third in the ACC in steals per game (2.0) • Named Sun Sentinel Broward County Class 7A-6A Player of the Year (2019) • Earned a spot on the Miami Herald's First Team for two years straight • As a senior captain, led her team to its first state championship since 1992
	GP-GS	PPG	RPG	APG	MPG																	
2021-22	23-17	7.6	4.3	2.1	26.6																	
CAREER	23-17	7.6	4.3	2.1	26.6																	
13		LASHAE DWYER Fr. G 5-6 TORONTO, CANADA MAJOR: Business Marketing	<table border="1"> <thead> <tr><th></th><th>GP-GS</th><th>PPG</th><th>RPG</th><th>APG</th><th>MPG</th></tr> </thead> <tbody> <tr><td>2021-22</td><td>22-0</td><td>3.8</td><td>2.1</td><td>0.9</td><td>13.0</td></tr> <tr><td>CAREER</td><td>22-0</td><td>3.8</td><td>2.1</td><td>0.9</td><td>13.0</td></tr> </tbody> </table>		GP-GS	PPG	RPG	APG	MPG	2021-22	22-0	3.8	2.1	0.9	13.0	CAREER	22-0	3.8	2.1	0.9	13.0	<ul style="list-style-type: none"> • Tabbed the ACC Freshman of the Week on Dec. 13 (first time in her career) • Named the 2020-21 Tennessee Gatorade Player of the Year • Helped The Webb School to the Division II-Class A State Championship title • No. 79 overall player in the class of 2021 according to espnW HoopGurlz • Named a BioSteel All Canadian Basketball Games nominee in 2020.
	GP-GS	PPG	RPG	APG	MPG																	
2021-22	22-0	3.8	2.1	0.9	13.0																	
CAREER	22-0	3.8	2.1	0.9	13.0																	
20		KELSEY MARSHALL Gr. G 5-9 DAVIE, FLA. MAJOR: Sports Administration	<table border="1"> <thead> <tr><th></th><th>GP-GS</th><th>PPG</th><th>RPG</th><th>APG</th><th>MPG</th></tr> </thead> <tbody> <tr><td>2021-22</td><td>23-23</td><td>13.9</td><td>3.3</td><td>2.9</td><td>32.0</td></tr> <tr><td>CAREER</td><td>139-91</td><td>10.5</td><td>2.5</td><td>2.0</td><td>25.6</td></tr> </tbody> </table>		GP-GS	PPG	RPG	APG	MPG	2021-22	23-23	13.9	3.3	2.9	32.0	CAREER	139-91	10.5	2.5	2.0	25.6	<ul style="list-style-type: none"> • One of 11 active Division I players to reach 300 career 3-pointers (301) • Ranks ninth in the ACC in scoring this season at 13.9 points per game • Moved into 12th all-time in scoring at Miami with 1,453 career points • Posted back-to-back 20-point games against two top-10 teams this season • Older brother, Kyle, played at Butler and professionally in France
	GP-GS	PPG	RPG	APG	MPG																	
2021-22	23-23	13.9	3.3	2.9	32.0																	
CAREER	139-91	10.5	2.5	2.0	25.6																	
21		LOLA PENDANDE Jr. F 6-4 ALMERIA, SPAIN MAJOR: Political Science	<table border="1"> <thead> <tr><th></th><th>GP-GS</th><th>PPG</th><th>RPG</th><th>APG</th><th>MPG</th></tr> </thead> <tbody> <tr><td>2021-22</td><td>23-23</td><td>7.1</td><td>5.4</td><td>0.7</td><td>18.9</td></tr> <tr><td>CAREER</td><td>75-61</td><td>7.9</td><td>5.3</td><td>0.8</td><td>19.6</td></tr> </tbody> </table>		GP-GS	PPG	RPG	APG	MPG	2021-22	23-23	7.1	5.4	0.7	18.9	CAREER	75-61	7.9	5.3	0.8	19.6	<ul style="list-style-type: none"> • Posted six double-digit outings this season (three in ACC play) • Tallied her first double-double in a Miami uniform (10 pts, 15 reb) vs. RMU • Earned PAC-12 All-Freshman honorable mention status • John R. Wooden Southern California High School Player of the Year in 2018 • Named the Star of the Generation for the 2000s by the Spanish National Team
	GP-GS	PPG	RPG	APG	MPG																	
2021-22	23-23	7.1	5.4	0.7	18.9																	
CAREER	75-61	7.9	5.3	0.8	19.6																	
22		CHISO OKAFOR Fr. F 6-1 MATARO, SPAIN MAJOR: Communication	<table border="1"> <thead> <tr><th></th><th>GP-GS</th><th>PPG</th><th>RPG</th><th>APG</th><th>MPG</th></tr> </thead> <tbody> <tr><td>2021-22</td><td>7-0</td><td>0.4</td><td>0.9</td><td>0.1</td><td>3.7</td></tr> <tr><td>CAREER</td><td>7-0</td><td>0.4</td><td>0.9</td><td>0.1</td><td>3.7</td></tr> </tbody> </table>		GP-GS	PPG	RPG	APG	MPG	2021-22	7-0	0.4	0.9	0.1	3.7	CAREER	7-0	0.4	0.9	0.1	3.7	<ul style="list-style-type: none"> • Competed at the 2019 FIBA U16 Women's European Championship in Skopje, Macedonia, helping Spain to a bronze medal • Averaged 11.6 points and 7.3 rebounds over seven games • In a victory over France, tallied 23 points and 10 rebounds for her second double-double
	GP-GS	PPG	RPG	APG	MPG																	
2021-22	7-0	0.4	0.9	0.1	3.7																	
CAREER	7-0	0.4	0.9	0.1	3.7																	
23		PAULA FRAILE RUIZ So. F 6-4 BARCELONA, SPAIN MAJOR: Economics	<table border="1"> <thead> <tr><th></th><th>GP-GS</th><th>PPG</th><th>RPG</th><th>APG</th><th>MPG</th></tr> </thead> <tbody> <tr><td>2021-22</td><td>7-0</td><td>1.4</td><td>0.4</td><td>0.3</td><td>3.6</td></tr> <tr><td>CAREER</td><td>7-0</td><td>1.4</td><td>0.4</td><td>0.3</td><td>3.6</td></tr> </tbody> </table>		GP-GS	PPG	RPG	APG	MPG	2021-22	7-0	1.4	0.4	0.3	3.6	CAREER	7-0	1.4	0.4	0.3	3.6	<ul style="list-style-type: none"> • Made her Miami debut against Robert Morris, tallying four points and a board • Played four seasons with Segle XXI in Barcelona, Spain • Helped Spain to a third-place finish at the 2016 FIBA U16 Women's European Championship - Division B games • Participated in the 2020 Basketball Without Borders Global Camp
	GP-GS	PPG	RPG	APG	MPG																	
2021-22	7-0	1.4	0.4	0.3	3.6																	
CAREER	7-0	1.4	0.4	0.3	3.6																	
25		KARLA ERJAVEC Sr. G 5-10 ZAGREB, CROATIA MAJOR: Exercise Physiology	<table border="1"> <thead> <tr><th></th><th>GP-GS</th><th>PPG</th><th>RPG</th><th>APG</th><th>MPG</th></tr> </thead> <tbody> <tr><td>2021-22</td><td>23-23</td><td>7.0</td><td>2.7</td><td>3.1</td><td>28.5</td></tr> <tr><td>CAREER</td><td>96-81</td><td>7.0</td><td>2.5</td><td>3.1</td><td>28.0</td></tr> </tbody> </table>		GP-GS	PPG	RPG	APG	MPG	2021-22	23-23	7.0	2.7	3.1	28.5	CAREER	96-81	7.0	2.5	3.1	28.0	<ul style="list-style-type: none"> • Totaled 16 multi-assist games and 11 with three-plus assist this season • Has tallied double-digit points in five games this season • Spent two seasons at Wyoming, starting 51 of 53 games played • Member of the U18 and U20 National Women's Team in Croatia • Both parents played professional basketball in Croatia
	GP-GS	PPG	RPG	APG	MPG																	
2021-22	23-23	7.0	2.7	3.1	28.5																	
CAREER	96-81	7.0	2.5	3.1	28.0																	
33		MAEVA DJALDI-TABDI Gr. F 6-4 PARIS, FRANCE MAJOR: Liberal Arts	<table border="1"> <thead> <tr><th></th><th>GP-GS</th><th>PPG</th><th>RPG</th><th>APG</th><th>MPG</th></tr> </thead> <tbody> <tr><td>2021-22</td><td>23-0</td><td>7.1</td><td>3.5</td><td>0.5</td><td>17.9</td></tr> <tr><td>CAREER</td><td>112-2</td><td>7.4</td><td>3.7</td><td>0.5</td><td>16.8</td></tr> </tbody> </table>		GP-GS	PPG	RPG	APG	MPG	2021-22	23-0	7.1	3.5	0.5	17.9	CAREER	112-2	7.4	3.7	0.5	16.8	<ul style="list-style-type: none"> • Ranks third on the Canes in scoring (7.1) and first among bench players • Tallied double-digits in eight games this season • Scored a career-high 19 points against Duke (1/18) • Earned All-ACC Freshman Team Honors in her rookie season at Syracuse • Won a gold medal in 3x3 basketball with France at the 2019 NAOC Games
	GP-GS	PPG	RPG	APG	MPG																	
2021-22	23-0	7.1	3.5	0.5	17.9																	
CAREER	112-2	7.4	3.7	0.5	16.8																	
35		NAOMI MBANDU Sr. F 6-2 AMIENS, FRANCE MAJOR: Sports Administration	<table border="1"> <thead> <tr><th></th><th>GP-GS</th><th>PPG</th><th>RPG</th><th>APG</th><th>MPG</th></tr> </thead> <tbody> <tr><td>2021-22</td><td>22-12</td><td>3.4</td><td>2.7</td><td>0.9</td><td>15.3</td></tr> <tr><td>CAREER</td><td>44-29</td><td>5.7</td><td>3.7</td><td>1.3</td><td>20.6</td></tr> </tbody> </table>		GP-GS	PPG	RPG	APG	MPG	2021-22	22-12	3.4	2.7	0.9	15.3	CAREER	44-29	5.7	3.7	1.3	20.6	<ul style="list-style-type: none"> • Started 12 of 22 games played this season for Miami • Recorded first career double-double (17 pts, 11 reb) at Louisville in 2020-21 • Helped Gulf Coast to the NJCAA Division I national championship in 2019 • Represented France at 2019 FIBA U20 Women's European Championship • Teammate of Kenza Salgues at Le Centre Fédéral de Basketbal
	GP-GS	PPG	RPG	APG	MPG																	
2021-22	22-12	3.4	2.7	0.9	15.3																	
CAREER	44-29	5.7	3.7	1.3	20.6																	