



WAKE FOREST 2021-22 MEN'S BASKETBALL



GAME 26

WAKE FOREST DEMON DEACONS

20-5 | 10-4 ACC

Head Coach: Steve Forbes
Record at Wake Forest: 26-21; Second Season
Career Record: 322-126
Last Game: W, 69-51 at NC State

VS

Miami Hurricanes

17-7 | 9-4 ACC

Head Coach: Jim Larranaga
Record at Miami: 200-130; 10th Season
Career Record: 670-464
Last Game: W, 79-70 vs Georgia Tech

FEBRUARY 12, 2022 - 3:00 P.M. - LJVM COLISEUM

TV - REGIONAL SPORTS NETWORKS - EVAN LEPLER AND MIKE GMINSKI

RADIO - WAKE FOREST LEARFIELD IMG SPORTS NETWORK - STAN COTTEN AND MARK 'DINGER' FREIDINGER



Quick Comparison - 2021-22

| | | |
|------|------|------|
| 78.9 | PPG | 74.8 |
| .489 | FG% | .469 |
| .346 | 3FG% | .352 |
| 37.0 | RPG | 30.6 |



TOP OF THE LINE

With the win against NC State, Wake Forest has reached 20 overall wins for first time since the 2009-10 season (20-11) and 10 conference wins since the 2008-09 season (11-5). The Demon Deacons became the first ACC team to reach 20 overall wins. The 18-point victory marked Wake Forest's seventh ACC win of at least 15 points, the most in the ACC this season and the most 15+ point ACC wins by Wake Forest in the regular season, ever.

Wake Forest is third in the country in effective 2-point field goal percentage (59.2) and 12th in effective field goal percentage (56.2), according to KenPom.

Jake LaRavia (70 points), Isaiah Mucius (104 points) and Alondes Williams (162 points) are all within reach of joining the 1,000-point club this season. If they do so, Wake Forest would be the first team this season to have four players reach the milestone. Daivien Williamson reached 1,000 points in November.

Wake Forest is in the top 5 in the ACC in multiple statistical categories, both offensively and defensively -

- 1st in field goal percentage (48.9)
- 1st in field goal % defense (.400)
- 2nd in scoring margin (+10.64)
- 2nd in scoring offense (78.88/game)
- 2nd in defensive rebounds per game (28.40)
- 2nd in assists (15.16/game)
- 3rd in 3-pt field goal % defense (.307)
- 4th in blocked shots per game (100 total, 4.00/game)
- 4th in rebounding offense (36.96)
- 4th in 3-pt field goals made per game (211 total, 8.44/game)

THE OPPONENT

SERIES RECORD

- In their last meeting, the Hurricanes tied the series, 13-13, defeated the Deacs 92-84 in the Watsco Center in Miami.
- Wake Forest holds the 10-1 advantage inside LJVM and defeated Miami 66-54 in their last meeting in Winston-Salem Jan. 30, 2021.

MIAMI PROJECTED STARTERS

| # | Name | Pos. | Ht. | Wt. | Cl. |
|----|-----------------|------|------|-----|-------|
| 1 | Anthony Walker | F | 6-9 | 215 | Jr. |
| 2 | Isaiah Wong | G | 6-3 | 185 | Jr. |
| 3 | Charlie Moore | G | 5-11 | 180 | R-Sr. |
| 21 | Sam Waardenburg | F | 6-10 | 225 | R-Sr. |
| 23 | Kameron McGusty | G | 6-5 | 190 | R-Sr. |

WAKE FOREST PROJECTED STARTERS

| # | Name | Pos. | Ht. | Wt. | Cl. | Min./G | Pts./G | Notes |
|----|--------------------|------|-----|-----|-------|--------|--------|--|
| 0 | Jake LaRavia | F | 6-8 | 235 | Jr. | 34.5 | 14.7 | 2nd in the ACC (19th in the NCAA) in FG percentage (57.8) |
| 1 | Isaiah Mucius | F | 6-8 | 205 | Sr. | 26.8 | 9.9 | 7th in the ACC in 3-pt FGs made (55 total, 2.2/game) |
| 4 | Daivien Williamson | G | 6-0 | 180 | Sr. | 29.9 | 12.8 | 3rd in the ACC (21st in the NCAA) in FT percentage (89.1) |
| 13 | Dallas Walton | C | 7-0 | 230 | Grad. | 25.1 | 8.0 | 7th in the ACC in blocked shots per game (39 total, 1.56/game) |
| 31 | Alondes Williams | G | 6-5 | 210 | Grad. | 34.1 | 19.6 | Leads the ACC in scoring (19.6) and assists (5.2) |

NOVEMBER

| | | | |
|----|-----------------------------|-------------------|----------|
| 10 | William & Mary | ACCNX | W, 77-59 |
| 12 | Western Carolina | ACCNX | W, 87-75 |
| 17 | Charleston So. | ACCNX | W, 95-59 |
| 20 | N.C. A&T | ACCNX | W, 87-63 |
| 23 | Kennesaw State | ACCN | W, 92-61 |
| 26 | Oregon State ^{ECC} | CBSN | W, 80-77 |
| 27 | LSU | CBSN | L, 75-61 |
| 30 | Northwestern ^{BIG} | ESPNUW,77-73 (OT) | |

DECEMBER

| | | | |
|----|--------------------------|------|-----------|
| 4 | at Virginia Tech | ACCN | W, 80-61 |
| 11 | USC Upstate | RSN | W, 79-53 |
| 14 | VMI | RSN | W, 77-70 |
| 17 | Charlotte ^{HOF} | ACCN | W, 82-79 |
| 22 | Boston College | ACCN | Postponed |
| 29 | at Louisville | ACCN | L, 73-69 |

JANUARY

| | | | |
|----|-----------------|-------|----------|
| 1 | at Miami | ESPNU | L, 92-84 |
| 4 | Florida State | RSN | W, 76-54 |
| 8 | Syracuse | RSN | W, 77-74 |
| 12 | Duke | ACCN | L, 76-64 |
| 15 | at Virginia | RSN | W, 63-55 |
| 19 | at Georgia Tech | ESPNU | W, 80-64 |
| 22 | North Carolina | ACCN | W, 98-76 |
| 24 | Boston College | ACCN | W, 87-57 |
| 29 | at Syracuse | ACCN | L, 94-72 |

FEBRUARY

| | | | |
|----|------------------|--------|----------|
| 2 | Pittsburgh | ESPN2 | W, 91-75 |
| 5 | at Florida State | RSN | W, 68-60 |
| 9 | at NC State | ACCN | W, 69-51 |
| 12 | Miami | RSN | 3 P.M. |
| 15 | at Duke | ESPN/2 | 7 P.M. |
| 19 | Notre Dame | RSN | 1 P.M. |
| 23 | at Clemson | ACCN | 8 P.M. |
| 26 | Louisville | ACCN | 7 P.M. |

MARCH

| | | | |
|---|----------|-----|--------|
| 2 | NC State | RSN | 9 P.M. |
|---|----------|-----|--------|

8-12 ACC Tournament Barclays Center

QUICK FACTS

UNIVERSITY QUICK FACTS

Location Winston-Salem, NC 27109
 Founded 1834 in Wake Forest, NC
 Enrollment 5,033 undergraduate
 Affiliation NCAA Division I
 Conference Atlantic Coast
 Colors Old Gold & Black
 President Dr. Susan Wente
 Faculty Athletic Rep..... Dr. Peter Brubaker
 Athletic Director John Currie
 Athletic Department Phone ... (336) 758-4620
 Ticket Office Phone (888) 758-DEAC

ARENA INFORMATION

Arena Lawrence Joel Veterans Memorial Coliseum
 Capacity 14,665
 Opened 1989-90
 Record in Facility 360-127

PROGRAM HISTORY

Years of Basketball..... 114th
 First Season of Basketball 1906
 All-Time Head Coaches 23
 All-Time Record 1,554-1,258
 Winning Seasons 66
 20+ Win Seasons 21
 All-Time ACC Record..... 444-552
 ACC Championships..... 4(1961, 1962, 1995, 1996)
 Winning ACC Seasons 24
 NCAA Tournament Appearances(Last)23 (2017)
 NCAA Tournament Record..... 28-23
 NCAA Sweet 16's 10
 NCAA Elite Eight.....7
 NCAA Final Four..... 1 (1962)
 NIT Appearances (Last) 6 (2006)
 NIT Record10-5
 NIT Championships..... 1 (2000)

COACHING STAFF

Head Coach Steve Forbes
 Alma Mater, Year..... Southern Arkansas '88
 Record at Wake Forest 26-21
 Record Overall 322-126
 Assistant Coach Jason Shay
 Years at WFU/Alma Mater 1st/Iowa '95
 Assistant Coach B.J. McKie
 Years at WFU/Alma Mater ...2nd/South Carolina '99
 Assistant Coach Brooks Savage
 Years at WFU/Alma Mater 2nd/Tennessee '08
 Dir. of Basketball Operations Frank Davis
 Years at WFU/Alma Mater ...2nd/Tennessee Tech '10
 Director of Athletic Performance .. Mike Starke
 Director of Player Development..... Antanas Kavaliauskas
 Director of Player Relations Joe Hugley
 Video Coordinator..... Chris Forbes
 Special Assistant..... Matt Woodely
 Sports MedicineMark Amour
 Equipment Manager..... Tyler Shore
 Basketball Office Phone..... (336) 758-5622

TEAM INFORMATION

2020-21 Overall Record6-16
 Home / Away / Neutral 5-6/1-9/0-1
 2019-20 ACC Record / Finish 3-15/14th
 Overall Letterwinners Returning/Lost 4/6
 Starters Returning/Lost2/5
 Newcomers8

KEY STORYLINES

BY THE NUMBERS

50.0

In ACC play, Wake Forest leads the league in field goal percentage and defensive field goal percentage defense. The Deacs are shooting at a 50.0 percent clip while limiting ACC opponents to just 39.2 percent from the field and 30.7 percent from three, which is good for third in the league.

57.8

Jake LaRavia is second in the ACC and 19th in the nation in field goal percentage, shooting at a 57.8 percent clip. He is averaging 14.9 points in conference play.

71.6

Coach Forbes holds a career win percentage of 71.6 over 12 seasons as a head coach, 11 of those 12 seasons were winning-record seasons.

1

Alondes Williams leads the ACC in scoring (19.6 ppg, 25th in the country) and assists (5.24 apg, 22nd in the country). As of February 10, he is the only player in the country averaging 19 points, seven rebounds and five assists. He has scored in double figures in 24 game this season, reaching 30 three times and 20+ 12 times.

RETURNERS ON THE RISE

Daivien Williamson

Winston-Salem native Daivien Williamson eclipsed the 1,000 point mark against Charleston Southern. He became the 54th member of the club at Wake Forest and his current 1,245 points put him 33rd on the list.

Career points:

- 2018-19 (East Tennessee State): 315 (33 games)
- 2019-20 (East Tennessee State): 352 (34 games)
- 2020-21 (Wake Forest): 284 (22 games)
- 2021-22 (Wake Forest): 294 (23 games)

Heading into Saturday's game, Williamson is third in the league and is 21st in the nation in free throw percentage (89.1, 57-64).

2021-22 Free Throws:

- William and Mary: 2-2
- Western Carolina: 4-4
- Charleston Southern: 4-4
- North Carolina A&T: 2-2
- Kennesaw State: 2-2
- Oregon State: 3-3
- LSU: 12-13
- Northwestern: 1-2
- USC Upstate: 4-4
- VMI: 2-2
- Charlotte: 1-2
- Duke: 6-8
- at Virginia: 1-1
- North Carolina : 2-2
- Boston College: 3-3
- Syracuse: 2-2
- Pitt: 4-4

Isaiah Mucius

With 458 career rebounds, Mucius is only 42 rebounds away from becoming the 37th player to amass 500 rebounds for the Deacs. Mucius is 104 points away from becoming the 55th Demon Deacon to join the 1000-point club.

Additionally, Isaiah Mucius is 7th in the ACC in 3-pt FGs made with 55 total. He is averaging 2.2 a game at a 36.7 percent clip. He has made at least two triples in 12 of the past 15 games.

He was the team leader in rebounding in 20-21 (5.2/game) and was second on team in minutes in 20-21 (25.5/game). Has played in every single game during his Wake Forest career and is the only player on the roster that is a true senior.

KEY STORYLINES

MAN MAN THE MAN

Alondes (Man Man) Williams is proving to be one of the best players in the country and one of, if not the most valuable transfer to come out of the off-season.

As of February 10, he is the only player in the country averaging 19 points (19.6), seven rebounds (7.04) and five assists (5.24) per game. He is also one of two ACC players this season that lead their team in scoring, rebounding and assists.

Heading into Saturday, Williams leads the ACC in scoring (19.6 ppg) and assists (5.24 apg). If he continues at this rate, he will be the first player in ACC history, since they started tracking assists in 1973, to be the season leader in both categories. He is also fourth in the league, behind LaRavia, in field goal percentage, shooting at a 52.9 percent clip from the field.

With 491 points this season, Williams has scored more points for the Deacs in 25 games than he did in 55 games over two seasons at Oklahoma. He is 162 points away from reaching the 1,000-point milestone in just three seasons.

This week, Williams was named to the Midseason Team for 2022 Jersey Mike's Naismith Trophy Player of the Year, along with three other ACC players. He was also one of five ACC players named to the Mid-Season Lute Olson National Player of the Year Award Watch List in January.

Against Syracuse Jan. 8, Williams recorded his first double-double of the season, finishing with 25 points on 9-of-15 from the field and 12 rebounds to go along with four assists. He has since locked in two more double-doubles, both against ACC opponents. He had 15 points and 10 rebounds against Pitt and 17 points and 10 rebounds against NC State.

After reeling in back-to-back ACC Player of the Week honors, graduate guard Alondes Williams was named the U.S. Basketball Writers Association Oscar Robertson National Player of the Week on December 21.

Williams is the first Wake Forest player in program history to receive the honor (since it was first awarded in the 2009-10 season) and the first ACC player since January 31, 2021.

Williams set a new career high with 36 points against VMI as he shot 11-of-20 (55 percent) from the field while going 12-of-13 (92.3 percent) from the free throw line. He also added five rebounds and dished three assists against the Keydets.

Williams became the first Wake Forest player over the past 25 seasons to record at least 30 points, 5 rebounds and 5 assists in a game as he followed up his 36-point outing with 34 points on 15 makes, eight rebounds and seven assists against Charlotte.

The performance also helped Williams become the first Wake Forest player to log back-to-back 30-point games since former All-American Jeff Teague had 30 and 34 against BYU and North Carolina in January, 2009.

Prior to his scoring eruptions against VMI and Charlotte, Williams recorded 16 points, 14 rebounds, and 10 assists against USC Upstate Dec. 11 for the Deacs' first triple-double since Tim Duncan (14 points, 15 rebounds, and 10 blocks) against Maryland on January 13, 1996.

Williams also scored 32 points against Western Carolina Nov. 12, becoming the first Demon Deacon to have three 30+ point games in a season since Jeff Teague in 08-09.

MONSANTO'S RETURN

Redshirt sophomore Damari Monsanto tore his achilles at the end of May 2021 and had what was anticipated to be season-ending surgery in early June of 2021. Come November, Monsanto was walking and getting shots up almost daily. In December he was partially cleared for some conditioning. At the end of December, he was cleared for half court non-contact. In January he was cleared for full court non-contact and half court contact, which eventually led to being fully cleared for full-court contact about a week prior to the Deacs' game at Georgia Tech Jan. 19.

Monsanto has since played in every game for the Deacs, recording a season-high 20 minutes at Syracuse. He went 4-for-6 from three in the Dome. He reached 19 minutes in the win against North Carolina at home and made three triples in a row in the second half. He ended with a season-high 13 points against the Tar Heels.

FORBES ERA RECORD WHEN...

| | |
|---|-------|
| Home | 17-7 |
| Road | 6-12 |
| Neutral..... | 2-2 |
| Ranked Opponent (either AP or Coaches) | 0-7 |
| Unranked Opponent..... | 25-14 |
| Leads at halftime | 21-5 |
| Trails at halftime | 3-16 |
| Tied at halftime | 1-0 |
| Goes into overtime | 3-1 |
| Leads by 10 or more points | 21-2 |
| Trails by 10 or more points | 2-19 |
| Shoots 50% or better | 12-2 |
| Shoots less than 50% | 8-3 |
| Shoots less than 45% | 4-5 |
| Shoots less than 40% | 1-11 |
| Opponent shoots 50% or better..... | 2-14 |
| Opponent shoots less than 50%..... | 4-6 |
| Opponent shoots less than 45%..... | 2-1 |
| Opponent shoots less than 40%..... | 16-1 |
| Has higher FG% than opponent..... | 20-0 |
| Has lower FG% than opponent | 5-21 |
| Has same FG% as opponent..... | 0-0 |
| Outrebounds its opponent..... | 14-8 |
| Outrebounded by opponent..... | 8-11 |
| Has same rebounds as opponent..... | 2-2 |
| Has more off rebounds than opponent.. | 9-13 |
| Has fewer off rebounds than opponent... | 15-5 |
| Has same off rebounds as opponent | 1-3 |
| Has fewer turnovers than opponent..... | 10-6 |
| Has more turnovers than opponent | 11-15 |
| Has same turnovers as opponent..... | 4-0 |
| Has fewer than 10 turnovers | 3-5 |
| Opponent has fewer than 10 turnovers..... | 2-8 |
| Shoots more FTs than opponent..... | 16-7 |
| Shoots fewer FTs than opponent | 6-13 |
| Shoots the same FTs as opponent | 3-1 |
| Game decided by 10 points or less or OT | 7-4 |
| Game decided by 5 points or less or OT..... | 7-4 |
| Scores <60 points..... | 0-5 |
| Scores 60-69 points | 5-11 |
| Scores 70-79 points | 9-3 |
| Scores 80-89 points | 6-2 |
| Scores 90+ points..... | 8-0 |
| Allows <60 points..... | 8-0 |
| Allows 60-69 points..... | 8-2 |
| Allows 70-79 points..... | 9-11 |
| Allows 80-89 points..... | 0-5 |
| Allows 90+ points..... | 0-3 |
| Wins the tip..... | 15-11 |
| Loses the tip | 10-11 |
| White uniforms..... | 17-6 |
| Black uniforms..... | 7-13 |
| Grey uniforms | 1-2 |

KEY STORYLINES

FRESH FACES MAKING FAST IMPACT

Transfers:

Jake LaRavia

- LaRavia is second in the ACC and 19th in the nation in field goal percentage (57.8) and is averaging 14.7 points per game. He has scored 15+ 12 times this season. He is second on the team averaging 6.5 rebounds per game and has pulled down seven+ 13 times.
- With 930 career points in 78 games played, LaRavia is 70 points away from joining the 1,000-point club in just three seasons. He scored 283 points his freshman year at Indiana State, 308 his sophomore year and has recorded 339 points through 23 games for the Deacs.
- He tallied the sixth double-double of his career against North Carolina with a career-high 31 points and 10 rebounds. He is one of just four players over the past 10 years to record 30 and 10 against Carolina, joining the likes of Jabari Parker, RJ Barrett and Zion Williamson
- He registered back-to-back double-doubles for the first time in his career with 11 points and 10 rebounds against Boston College. He also chipped in six blocks, becoming the first Demon Deacon since Tim Duncan in 1997 to post a 10-10-6 stat line in conference play.
- LaRavia tallied a game-high 22 points on 6-9 from the field to go along with seven rebounds and five assists against Florida State in Winston-Salem and recorded his third double-double of the season against the Seminoles in Tallahassee with 18 points and 13 rebounds. He was one assist shy of a triple-double with nine assists.
- LaRavia registered a career-high six steals in the Deacs win over Western Carolina. He was the first Demon Deacon to tally ten steals over their first two games since Jeff Teague had five steals in each of his first two games to open the 2008-09 season.

Dallas Walton

- Walton is averaging career-highs in minutes (25.1), points (8.0), rebounds (5.0), assists (1.1), and blocks (1.6) for Wake Forest
- Has blocked three or more shots in six games this season and ranks seventh in the ACC in blocks per game (1.56).
- Went 6-for-6 from the field, including a career-high and perfect 3-for-3 from beyond the arc against Pitt.
- Grabbed a career-high 10 rebounds and chipped in six points and two blocks against LSU (11/27/21).
- Scored a season-high 17 points on 7-of-10 shooting from the field and 2-for-2 at the line in the Deacs' win at Virginia Tech (12/4/21).
- Tallied nine points, four rebounds, four assists, four blocks, and a steal in a career-high 38 minutes of action in Wake Forest's overtime win against Syracuse (1/8/22).

Khadim Sy

- Sy has doubled his scoring (3.1 to 6.3), rebounding (1.9 to 4.2), and blocks (0.3 to 0.6) while dramatically improving his field goal percentage (0.41 to 0.548) as a Demon Deacon.
- Recorded his first-career double-double in the Deacs' win against Florida State (1/4/22), finishing with 16 points and 10 rebounds on 6-of-7 shooting from the field.
- Followed up his performance against the Seminoles with 13 points and 4 rebounds on 5-of-10 shooting against Syracuse, 11 of which came in the second half and overtime.

Freshmen:

Robert McCray

- McCray was the South Carolina high school Player of the Year during his senior season 2020-21.
- Ranked the No. 11 combo guard nationally by 247Sports.
- Top-125 recruit by Rivals.

Lucas Taylor

- According to 247Sports, Taylor is a three-star prospect, the seventh-best prospect in North Carolina and the 38th ranked shooting guard in the country.
- As a senior at Heritage High School in Wake Forest, N.C., Taylor averaged 27.9 points, eight rebounds, 2.9 assists, and 2.2 steals per game. His performance earned him All-State honors from the North Carolina Basketball Coaches Association (NCBCA).

Cameron Hildreth

- Top-ranked player in the UK by DENG Camps
- Was a member of the U16 and U18 British National Teams in 2018 and 2019.
- Dominated his own age group in the Academy Basketball League (ABL) with Holy Trinity Storm. His team went undefeated and he earned Southern Conference MVP.
- In Men's NBL Division 1, Hildreth averaged 20.9 points, 6.0 rebounds, and 3.1 assists per game in 20 games played with the Worthing Thunder.

Matthew Marsh

- When he turned 18, he moved from England to Spain where played with FC Barcelona's U-18 youth development team
 - became the first British player to ever play for the Spanish club, where the team were two-time Catalanian Champions
- At the age of 18 he traveled from Spain to France to play for ASVEL Lyon-Villeurbanne, which is Tony Parker's youth development program
 - during his time with the U-21 team, they won the French Championship and he was named the third-best player in the league

GAME-BY-GAME LEADERS

| Game | Points | Rebounds | Assists |
|---------------------|-------------------------|-----------------------|-----------------------|
| William&Mary | Alondes Williams (22) | Carter Whitt (7) | Hildreth/Whitt (4) |
| Western Carolina | Alondes Williams (32) | Alondes Williams (8) | Alondes Williams (4) |
| Charleston Southern | Jake LaRavia (24) | Cameron Hildreth (8) | Carter Whitt (7) |
| North Carolina A&T | Alondes Williams (19) | Khadim Sy (6) | Jake LaRavia (5) |
| Kennesaw State | Jake LaRavia (19) | Three People (7) | Jake LaRavia (6) |
| Oregon State | Alondes Williams (24) | Jake LaRavia (7) | Jake LaRavia (5) |
| LSU | Daivien Williamson (20) | Dallas Walton (10) | Cameron Hildreth (4) |
| Northwestern | Williams/LaRavia (21) | Alondes Williams (9) | Alondes Williams (4) |
| Virginia Tech | Daivien Williamson (19) | LaRavia/Williams (7) | Alondes Williams (9) |
| USC Upstate | Williams/Whitt (16) | Alondes Williams (14) | Alondes Williams (10) |
| VMI | Alondes Williams (36) | Dallas Walton (9) | Alondes Williams (3) |
| Charlotte | Alondes Williams (34) | Williams/Mucius (8) | Alondes Williams (7) |
| at Louisville | Williams/LaRavia (15) | Walton/LaRavia (7) | Alondes Williams (7) |
| at Miami | Jake LaRavia (19) | Jake LaRavia (7) | Alondes Williams (7) |
| Florida State | Jake LaRavia (22) | Khadim Sy (10) | Jake LaRavia (5) |
| Syracuse | Alondes Williams (25) | Alondes Williams (12) | Carter Whitt (6) |
| Duke | Alondes Williams (25) | Walton/Hildreth (8) | Williams (4) |
| at Virginia | Jake LaRavia (15) | Williams/Mucius (8) | Williams (4) |
| at Georgia Tech | Alondes Williams (19) | Williams/LaRavia (9) | Monsanto (8) |
| North Carolina | Jake LaRavia (31) | Jake LaRavia (10) | Jake LaRavia (4) |
| Boston College | Alondes Williams (20) | Jake LaRavia (10) | Alondes Williams (7) |
| at Syracuse | Daivien Williamson (27) | Alondes Williams (7) | Jake LaRavia (5) |
| Pitt | Jake LaRavia (18) | Alondes Williams (10) | Alondes Williams (9) |
| at Florida State | Alondes Williams (23) | Jake LaRavia (13) | Jake LaRavia (9) |
| at NC State | Alondes Williams (17) | Alondes Williams (10) | Jake LaRavia (8) |

Game-by-Game P-R-A

| Opponent | Date | Score | | 0 | 1 | 2 | 4 | 10 | 11 | 13 | 20 | 23 | 25 | 30 |
|------------------|------------|-------|-----|------------|------------|------------|------------|------------|------------|------------|-----------|------------|------------|------------|
| | | | | LARAVIA,JA | MUCIUS,ISA | HILDRETH,C | WILLIAMSON | INGRAHAM,T | WHITT,CART | WALTON,DAL | SY,KHADIM | TAYLOR,LUC | MCCRAY,ROB | MONSANTO,D |
| William & Mary | 11/10/2021 | 77-59 | W | 13-4-1 | 3-3-1 | 10-5-4 | 10-2-0 | 0-0-0 | 5-7-4 | 6-4-0 | 7-6-0 | 0-0-0 | 1-1-0 | DNP |
| Western Caro. | 11/12/2021 | 87-75 | W | 6-5-2 | 6-6-0 | 13-1-0 | 24-2-2 | DNP | 0-1-1 | 0-4-0 | 6-6-0 | DNP | DNP | DNP |
| Charleston So. | 11/17/2021 | 95-59 | W | 24-1-3 | 5-5-0 | 10-8-4 | 16-0-0 | DNP | 2-5-7 | 11-5-0 | 12-5-0 | 0-0-0 | 0-2-1 | DNP |
| N.C. A&T | 11/20/2021 | 87-63 | W | 9-5-5 | 16-3-1 | 1-5-2 | 18-1-2 | DNP | 4-0-4 | 2-4-1 | 2-6-0 | 0-0-0 | 8-1-0 | DNP |
| Kennesaw St. | 11/23/2021 | 92-61 | W | 19-7-6 | 15-2-0 | 11-3-4 | 7-3-3 | DNP | 5-2-1 | 5-7-0 | 12-3-0 | 0-0-1 | 0-0-0 | DNP |
| vs Oregon St. | 11/26/2021 | 80-77 | Wot | 17-7-5 | 9-5-0 | 5-5-0 | 14-1-0 | DNP | 2-0-0 | 9-6-2 | 0-0-0 | DNP | 0-0-0 | DNP |
| vs LSU | 11/27/2021 | 61-75 | L | 15-8-2 | 0-0-0 | 0-1-4 | 20-3-0 | DNP | 0-0-0 | 6-10-0 | 3-3-2 | 0-0-0 | 3-1-1 | DNP |
| Northwestern | 11/30/2021 | 77-73 | Wot | 21-7-2 | 12-5-2 | 0-2-1 | 9-3-1 | DNP | 4-2-0 | 7-4-3 | 3-2-1 | DNP | DNP | DNP |
| at Virginia Tech | 12/04/2021 | 80-61 | W | 10-7-2 | 9-2-1 | 6-3-1 | 19-3-2 | DNP | 2-1-1 | 17-2-1 | 7-0-0 | DNP | DNP | DNP |
| USC Upstate | 12/11/2021 | 79-53 | W | 6-6-1 | 5-1-1 | 0-2-1 | 9-2-0 | DNP | 16-6-2 | 14-5-2 | 7-6-1 | 1-0-0 | DNP | DNP |
| VMI | 12/14/2021 | 77-70 | W | DNP | 11-3-1 | 12-8-0 | 7-6-1 | DNP | 0-3-0 | 7-9-1 | 4-8-0 | DNP | DNP | DNP |
| vs Charlotte | 12/17/2021 | 82-79 | W | DNP | 20-8-4 | 0-2-0 | 8-4-0 | DNP | 0-1-2 | 14-3-2 | 6-2-2 | 0-0-0 | DNP | DNP |
| at Louisville | 12/29/2021 | 69-73 | L | 15-7-4 | 9-3-0 | 4-5-0 | 14-2-0 | DNP | 0-1-0 | 6-7-0 | 6-6-1 | DNP | DNP | DNP |
| at Miami (FL) | 01/01/2022 | 84-92 | L | 19-7-6 | 17-4-2 | 2-2-2 | 6-1-3 | DNP | 2-0-2 | 13-4-1 | 10-5-0 | 0-0-0 | DNP | DNP |
| Florida St. | 01/04/2022 | 76-54 | W | 22-7-5 | 9-8-0 | 2-5-3 | DNP | DNP | 0-6-2 | 5-5-1 | 16-10-0 | 0-0-0 | 2-1-0 | DNP |
| Syracuse | 01/08/2022 | 77-74 | Wot | 12-9-4 | 18-3-1 | 0-0-0 | DNP | DNP | 0-4-6 | 9-4-4 | 13-4-0 | DNP | DNP | DNP |
| Duke | 01/12/2022 | 64-76 | L | 14-5-1 | 5-1-0 | 4-8-1 | 6-2-1 | DNP | 0-0-0 | 4-8-0 | 6-3-0 | DNP | DNP | DNP |
| at Virginia | 01/15/2022 | 63-55 | W | 15-4-1 | 12-8-0 | 0-1-0 | 12-4-1 | DNP | 0-1-0 | 7-5-1 | 3-3-0 | DNP | 0-0-0 | DNP |
| at Georgia Tech | 01/19/2022 | 80-64 | W | 13-5-9 | 18-2-1 | DNP | 11-2-0 | DNP | 2-0-3 | 11-3-1 | 0-5-0 | DNP | DNP | 6-8-0 |
| North Carolina | 01/22/2022 | 98-76 | W | 31-10-4 | 0-2-0 | 4-2-0 | 19-3-1 | DNP | 1-1-0 | 0-2-0 | 0-2-1 | 0-0-1 | 0-1-0 | 13-5-1 |
| Boston College | 01/24/2022 | 87-57 | W | 11-10-2 | 6-4-1 | 0-0-0 | 12-1-3 | DNP | 6-1-3 | 10-7-2 | 10-5-0 | 0-1-0 | 5-0-0 | 3-0-1 |
| at Syracuse | 01/29/2022 | 72-94 | L | 5-2-5 | 6-3-1 | 2-2-1 | 27-2-1 | DNP | 0-0-1 | 8-4-1 | 0-2-1 | 0-0-0 | 2-0-1 | 12-3-0 |
| Pittsburgh | 02/02/2022 | 91-75 | W | 18-6-1 | 14-3-1 | 0-1-0 | 12-3-3 | DNP | 3-2-1 | 16-3-2 | 9-1-1 | 0-0-0 | 2-0-0 | 2-0-2 |
| at Florida St. | 02/05/2022 | 68-60 | W | 18-13-9 | 10-1-0 | 0-1-0 | 3-1-1 | DNP | 0-1-0 | 3-5-0 | 2-6-0 | DNP | DNP | 9-8-1 |
| at NC State | 02/09/2022 | 69-51 | W | 6-7-8 | 13-2-1 | DNP | 11-2-0 | DNP | 0-0-2 | 9-5-0 | 13-6-0 | DNP | DNP | 0-1-0 |

| Opponent | Date | Score | | 31 | 33 | 40 | 45 | 51 | 52 | 55 |
|------------------|------------|-------|-----|------------|------------|-----------|------------|------------|------------|------------|
| | | | | WILLIAMS,A | MARSH,MATT | KENNAH,RJ | MATHIS JR, | DUNN,KEVIN | VAN BEVERE | LESTER,MIL |
| William & Mary | 11/10/2021 | 77-59 | W | 22-3-3 | DNP | DNP | DNP | DNP | DNP | DNP |
| Western Caro. | 11/12/2021 | 87-75 | W | 32-8-4 | DNP | DNP | DNP | DNP | DNP | DNP |
| Charleston So. | 11/17/2021 | 95-59 | W | 10-5-5 | DNP | DNP | DNP | DNP | 2-1-0 | 3-1-0 |
| N.C. A&T | 11/20/2021 | 87-63 | W | 19-2-3 | 8-3-0 | DNP | 0-1-0 | 0-0-0 | 0-0-0 | 0-0-1 |
| Kennesaw St. | 11/23/2021 | 92-61 | W | 14-7-4 | 2-2-0 | DNP | DNP | DNP | 2-2-0 | DNP |
| vs Oregon St. | 11/26/2021 | 80-77 | Wot | 24-3-4 | 0-1-0 | DNP | DNP | DNP | DNP | DNP |
| vs LSU | 11/27/2021 | 61-75 | L | 14-8-3 | DNP | DNP | DNP | DNP | DNP | DNP |
| Northwestern | 11/30/2021 | 77-73 | Wot | 21-9-4 | DNP | DNP | DNP | DNP | DNP | DNP |
| at Virginia Tech | 12/04/2021 | 80-61 | W | 10-7-9 | DNP | DNP | DNP | DNP | DNP | DNP |
| USC Upstate | 12/11/2021 | 79-53 | W | 16-14-10 | 2-1-0 | 1-0-0 | 0-0-0 | 0-1-0 | 2-1-0 | 0-0-0 |
| VMI | 12/14/2021 | 77-70 | W | 36-5-3 | DNP | DNP | DNP | DNP | DNP | DNP |
| vs Charlotte | 12/17/2021 | 82-79 | W | 34-8-7 | DNP | DNP | DNP | DNP | DNP | DNP |
| at Louisville | 12/29/2021 | 69-73 | L | 15-4-7 | DNP | DNP | DNP | DNP | DNP | DNP |
| at Miami (FL) | 01/01/2022 | 84-92 | L | 15-6-7 | DNP | DNP | DNP | DNP | DNP | DNP |
| Florida St. | 01/04/2022 | 76-54 | W | 20-6-4 | 0-0-0 | DNP | DNP | DNP | DNP | DNP |
| Syracuse | 01/08/2022 | 77-74 | Wot | 25-12-4 | DNP | DNP | DNP | DNP | DNP | DNP |
| Duke | 01/12/2022 | 64-76 | L | 25-7-4 | DNP | DNP | DNP | DNP | DNP | DNP |
| at Virginia | 01/15/2022 | 63-55 | W | 14-8-4 | DNP | DNP | DNP | DNP | DNP | DNP |
| at Georgia Tech | 01/19/2022 | 80-64 | W | 19-7-9 | DNP | DNP | DNP | DNP | DNP | DNP |
| North Carolina | 01/22/2022 | 98-76 | W | 23-6-3 | 7-4-0 | DNP | DNP | DNP | DNP | 0-0-0 |
| Boston College | 01/24/2022 | 87-57 | W | 20-7-7 | 4-3-0 | DNP | DNP | DNP | DNP | 0-0-0 |
| at Syracuse | 01/29/2022 | 72-94 | L | 8-7-4 | 2-1-0 | DNP | DNP | DNP | DNP | DNP |
| Pittsburgh | 02/02/2022 | 91-75 | W | 15-10-9 | 0-0-0 | DNP | DNP | DNP | DNP | DNP |
| at Florida St. | 02/05/2022 | 68-60 | W | 23-8-4 | DNP | DNP | DNP | DNP | DNP | DNP |
| at NC State | 02/09/2022 | 69-51 | W | 17-10-7 | DNP | DNP | DNP | DNP | DNP | DNP |

ON THIS DAY...

ON THIS DAY...

FEB.
12

THE RECORD:
11-8

THE STREAK:
W2

LAST TIME:
W, 87-48, Florida
State, 2004-05

TOTAL GAMES

| Year | Score | Opponent | Place |
|---------|-----------|----------------|----------------------|
| 2004-05 | W, 87-48 | Florida State | Winston-Salem, N.C. |
| 2003-04 | W, 82-67 | Clemson | Clemson, S.C. |
| 1999-00 | L, 64-87 | North Carolina | Chapel Hill, N.C. |
| 1996-97 | W, 55-49 | Clemson | Winston-Salem, N.C. |
| 1991-92 | W, 60-48 | Clemson | Winston-Salem, N.C. |
| 1982-83 | L, 69-70 | Georgia Tech | Atlanta, Ga. |
| 1976-77 | W, 84-77 | NC State | Winston-Salem, N.C. |
| 1974-75 | L, 54-71 | Clemson | Winston-Salem, N.C. |
| 1971-72 | L, 67-74 | Virginia | Charlottesville, Va. |
| 1968-69 | L, 93-122 | Duke | Durham, N.C. |
| 1965-66 | W, 65-63 | South Carolina | Columbia, N.C. |
| 1963-64 | W, 85-82 | Virginia Tech | Winston-Salem, N.C. |
| 1962-63 | W, 64-61 | Virginia Tech | Blacksburg, Va. |
| 1961-62 | W, 116-67 | Virginia | Winston-Salem, N.C. |
| 1948-59 | L, 66-75 | North Carolina | Winston-Salem, N.C. |
| 1952-53 | L, 99-101 | Duke | Winston-Salem, N.C. |
| 1941-42 | W, 40-38 | South Carolina | Columbia, S.C. |
| 1929-30 | L, 14-43 | Furman | Greenville, S.C. |
| 1913-14 | W, 31-23 | Duke | Winston-Salem, N.C. |

MEDIA INFORMATION

CREDENTIALS AND PARKING

Credentials pickup / Media entrance will be at the West Lobby. Credentials allow access only to assigned media seating -- or specific sections designated for photographers and videographers -- and do not provide access to the floor, suites or other areas. Parking will be provided digitally via email roughly 24 hours prior to each game.

Throughout the season, media interested in covering the Demon Deacons at LJVM Coliseum and on the road will need to make a credential request through Wake Forest, not through the opposing ACC school staff.

Lucy Berres (berresl@wfu.edu) will accept all credential requests and will work to determine availability for a specific site.

NBA Scouts that wish to attend a game at LJVM may apply for a credential in the media seating or purchase a ticket for a different seat. All NBA Scouts must fill out the Google Form on the 2021-22 Men's Basketball Media Center page. Parking will be provided digitally via email roughly 24 hours prior to each game.

COVID-19 REGULATIONS

Metal detection and bag check will take place upon entry into the concourse. Once in the arena, members of the media will remain in Section 113 seating or their assigned shooting location for the safety of others. A mask must be worn at all times in Joel Coliseum.

POSTGAME INTERVIEWS

All postgame interviews will be conducted online through Zoom.

Coach Steve Forbes and select Demon Deacon student-athletes will be available as soon as possible following games for both home and away events. Links for the video conference, or phone numbers to dial into the conference, will be provided to the media prior to tipoff.

Wake Forest Athletics staff will have the Zoom press conference recorded and student-athletes and Steve Forbes will also appear on the Wake Forest Sports Properties radio broadcast postgame show.

Opposing team's head coach and select student-athletes will be made available via Zoom. Please contact a member of their communications staff for additional information.

For individual interview requests throughout the season, please contact Lucy Berres (berresl@wfu.edu) or Ryan Sosic (Sosicr@wfu.edu).

2021-22 ROSTER & BREAKDOWN

ROSTER BREAKDOWN

BY CLASS

Seniors (7)
 Khadim Sy (Graduate)
 Alondes Williams (Graduate)
 Dallas Walton (Graduate)
 Anthony Mathis, Jr.
 Miles Lester
 Isaiah Mucius
 Daivien Williamson

Juniors (2)
 Jake LaRavia
 Grant van Beveren

Sophomores (1)
 Damari Monsanto

Freshmen (7)
 Carter Whitt
 Lucas Taylor
 Cameron Hildreth
 Matthew Marsh
 Robert McCray
 Kevin Dunn
 RJ Kennah

BY STATE/COUNTRY

North Carolina (4)
 Daivien Williamson
 Carter Whitt
 Lucas Taylor
 Kevin Dunn

England (2)
 Cameron Hildreth
 Matthew Marsh

Colorado (1)
 Dallas Walton
 RJ Kennah

New York (1)
 Isaiah Mucius

Wisconsin (1)
 Alondes Williams

Indiana (1)
 Jake LaRavia

South Carolina (1)
 Robert McCray

Senegal (1)
 Khadim Sy

Florida (1)
 Damari Monsanto

Georgia (1)
 Grant van Beveren

Kansas (1)
 Miles Lester

Kentucky (1)
 Anthony Mathis, Jr.

NUMERICAL ROSTER

| No. | Name | Pos. | Ht. | Wt. | Yr. | Hometown | High School (Previous College) |
|-----|---------------------|------|-------|-----|------|----------------------|-----------------------------------|
| 0 | Jake LaRavia | F | 6'8" | 235 | JR | Indianapolis, Ind. | Lawrence Central (Indiana State) |
| 1 | Isaiah Mucius | F | 6'8" | 205 | SR | East Patchogue, N.Y. | Brewster Academy |
| 2 | Cameron Hildreth | G | 6'4" | 195 | FR | Worthing, England | Surrey Scorchers/Worthing Thunder |
| 4 | Daivien Williamson | G | 6'2" | 165 | SR | Winston-Salem, N.C. | Winston-Salem Prep (ETSU) |
| 11 | Carter Whitt | G | 6'3" | 180 | FR | Raleigh, N.C. | Leesville Road |
| 13 | Dallas Walton | C | 7'0" | 230 | GR | Arvada, Colo. | Arvade West (Colorado) |
| 20 | Khadim Sy | F | 6'10" | 240 | GR | Dakar, Senegal | Oak Hill Academy (Ole Miss) |
| 23 | Lucas Taylor | G | 6'5" | 195 | FR | Wake Forest, N.C. | Heritage High School |
| 25 | Robert McCray | G | 6'3" | 185 | FR | Columbia, S.C. | AC Flora |
| 30 | Damari Monsanto | G | 6'6" | 225 | R-SO | Pembroke Pines, Fla. | Western High School (ETSU) |
| 31 | Alondes Williams | G | 6'5" | 210 | GR | Milwaukee, Wis. | Riverside High School (Oklahoma) |
| 33 | Matthew Marsh | C | 7'1" | 250 | FR | Cornwall, England | ASVEL/FC Barcelona |
| 40 | RJ Kennah | G | 6'5" | 180 | FR | Parker, Colo. | Kent Denver High School |
| 45 | Anthony Mathis, Jr. | G | 6'0" | 185 | SR | Louisville, Ky. | Kentucky Country Day |
| 51 | Kevin Dunn | G | 6'2" | 205 | FR | Winston-Salem, N.C. | Choate Rosemary Hall |
| 52 | Grant van Beveren | F | 6'6" | 215 | JR | Alpharetta, Ga. | Chattahoochee |
| 55 | Miles Lester | G | 6'0" | 180 | R-SR | Wichita, Kan. | Wilbraham & Mason Academy |

ALPHABETICAL ROSTER

| No. | Name | Pos. | Ht. | Wt. | Yr. | Hometown | Previous School/High School |
|-----|---------------------|------|-------|-----|------|----------------------|-----------------------------------|
| 51 | Kevin Dunn | G | 6'2" | 205 | FR | Winston-Salem, N.C. | Choate Rosemary Hall |
| 2 | Cameron Hildreth | G | 6'4" | 195 | FR | Worthing, England | Surrey Scorchers/Worthing Thunder |
| 40 | RJ Kennah | G | 6'5" | 180 | FR | Parker, Colo. | Kent Denver High School |
| 0 | Jake LaRavia | F | 6'8" | 235 | JR | Indianapolis, Ind. | Lawrence Central (Indiana State) |
| 55 | Miles Lester | G | 6'0" | 180 | R-SR | Wichita, Kan. | Wilbraham & Mason Academy |
| 33 | Matthew Marsh | C | 7'1" | 250 | FR | Cornwall, England | ASVEL/FC Barcelona |
| 45 | Anthony Mathis, Jr. | G | 6'0" | 185 | SR | Louisville, Ky. | Kentucky Country Day |
| 25 | Robert McCray | G | 6'3" | 185 | FR | Columbia, S.C. | AC Flora |
| 30 | Damari Monsanto | G | 6'6" | 225 | R-SO | Pembroke Pines, Fla. | Western High School (ETSU) |
| 1 | Isaiah Mucius | F | 6'8" | 205 | SR | East Patchogue, N.Y. | Brewster Academy |
| 20 | Khadim Sy | F | 6'10" | 240 | GR | Dakar, Senegal | Oak Hill Academy (Ole Miss) |
| 23 | Lucas Taylor | G | 6'5" | 195 | FR | Wake Forest, N.C. | Heritage High School |
| 52 | Grant van Beveren | F | 6'6" | 215 | SO | Alpharetta, Ga. | Chattahoochee |
| 13 | Dallas Walton | C | 7'0" | 230 | GR | Arvada, Colo. | Arvade West (Colorado) |
| 11 | Carter Whitt | G | 6'3" | 180 | FR | Raleigh, N.C. | Leesville Road |
| 31 | Alondes Williams | G | 6'5" | 210 | GR | Milwaukee, Wis. | Riverside High School (Oklahoma) |
| 4 | Daivien Williamson | G | 6'2" | 165 | SR | Winston-Salem, N.C. | Winston-Salem Prep (ETSU) |


COACHING & SUPPORT STAFF

| | | |
|-------------------------------------|----------------------|--|
| Head Coach | Steve Forbes | 2nd Season/Southern Arkansas '88 |
| Assistant Coach | Jason Shay | 1st Season/Iowa '95 |
| Assistant Coach | B.J. McKie | 2nd Season/South Carolina '99 |
| Assistant Coach | Brooks Savage | 2nd Season/Tennessee '08 |
| Director of Basketball Operations | Frank Davis | 2nd Season/Tennessee Tech '10 |
| Director of Sports Performance | Mike Starke | 2nd Season/Concordia College '13 |
| Director of Player Development | Antanas Kavaliauskas | 2nd Season/Texas A&M '07 |
| Director of Player Relations | Joe Hugley | 2nd Season/Central Connecticut St. '19 |
| Special Assistant to the Head Coach | Matt Woodley | 2nd Season/Drake '00 |
| Video Coordinator | Chris Forbes | 2nd Season/East Tennessee St. '18 |
| Graduate Manager | Isaiah Tisdale | 1st season/East Tennessee St. '20 |
| Student Athlete Services | Jane Caldwell | 23rd Season/UNC Greensboro |
| Sports Medicine | Mark Armour | 1st Season/Southeastern Louisiana '07 |
| Equipment | Roxann Moody | 20th Season/Wake Forest '82 |
| Communications | Lucy Berres | 2nd Season/Illinois State '16 |

PRONUNCIATION GUIDE

Isaiah Mucius.....Myou-cee-iss
 Khadim SyHa-Deem See
 Daivien Dave-ee-in
 LaRaviaLuh-ray-vee-uh


2021-22 PHOTO ROSTER



JAKE LARAVIA
 Jr. / 6-8 / 235 / f
 Indianapolis, Ind.
 Lawrence Central
 (Indiana State) **0**




ISAIAH MUCIUS
 Sr. / 6-8 / 195 / F
 East Patchogue, N.Y.
 Brewster Academy **1**




CAMERON HILDRETH
 Fr. / 6-4 / 195 / G
 Worthing, England
 Surry Scorchers
 Worthing Thunder **2**




DAVIEN WILLIAMSON
 Sr. / 6-1 / 180 / G
 Winston-Salem, N.C.
 Winston-Salem Prep
 (East Tennessee St.) **4**




CARTER WHITT
 Fr. / 6-3 / 180 / G
 Raleigh, N.C.
 Leesville Road **11**




DALLAS WALTON
 Gr. / 7-0 / 230 / F/C
 Arvada, Co.
 Arvada West
 (Colorado) **13**



KHADIM SY
 Gr. / 6-10 / 240 / F
 Dakar, Senegal
 Oak Hill Academy
 (Ole Miss) **20**




LUCAS TAYLOR
 Fr. / 6-5 / 195 / G
 Wake Forest, N.C.
 Heritage High School **23**




ROBERT MCCRAY
 Fr. / 6-4 / 185 / G
 Columbia, S.C.
 AC Florida **25**




DAMARI MONSANTO
 R-So. / 6-6 / 225 / G
 Pembroke Pines, Fla.
 Western High School
 (ETSU) **30**



ALONDES WILLIAMS
 Gr. / 6-5 / 210 / G
 Milwaukee, Wis.
 Riverside High School
 (Oklahoma) **31**




MATTHEW MARSH
 Fr. / 7-1 / 250 / F/C
 Cornwall, England
 ASVEL
 FC Barcelona **33**




RJ KENNAH
 Fr. / 6-5 / 180 / G
 Parker, Colo.
 Kent Denver High School **40**




ANTHONY MATHIS, JR.
 Sr. / 6-1 / 185 / G
 Louisville, Ky.
 Kentucky Country Day
 (Navy) **45**



KEVIN DUNN
 Fr. / 6-2 / 205 / G
 Winston-Salem, N.C.
 Choate Rosemary Hall **51**



GRANT VAN BEVEREN
 So. / 6-6 / 215 / F
 Alpharetta, Ga.
 Chattahoochee **52**



MILES LESTER
 R-Jr. / 6-0 / 170 / G
 Wichita, Kan.
 Wilbraham & Monson
 (Rice) **55**



STEVE FORBES
 Head Coach
 2nd Season
 Southern Arkansas '88



JASON SHAY
 Assistant Coach
 1st Season
 Iowa '95



BJ MCKIE
 Assistant Coach
 2nd Season
 South Carolina '99



BROOKS SAVAGE
 Assistant Coach
 2nd Season
 Tennessee '08



0 JAKELARAVIA

Junior / 6-8 / 235 / F / Indianapolis, IND.

14.7 PPG | 3.8 APG | 6.5 RPG | 57.8% FG | 34.5 MPG

Season/CAREER HIGHS

POINTS
 Career: 31, vs. North Carolina (1/22/22)
 Season: 31, vs. North Carolina (1/22/22)

REBOUNDS
 Career: 14, at Valparaiso (2/26/21)
 Season: 13, at Florida State (2/5/22)

FIELD GOALS
 Career: 10, vs. Charleston Southern (11/17/21)
 Season: 10, vs. Charleston Southern (11/17/21)

FIELD GOAL ATTEMPTS
 Career: 15 at Valparaiso (2/26/21)
 Season: 14 vs. Charleston Southern (11/17/21)

3-POINTERS
 Career: 4, vs. Pittsburgh (2/2/22)
 Season: 4, vs. Pittsburgh (2/2/22)

3-POINT ATTEMPTS
 Career: 6, vs. Pittsburgh (2/2/22)
 Season: 6, vs. Pittsburgh (2/2/22)

FREE THROWS
 Career: 13, vs. Ball State (12/19/20)
 Season: 12, vs. North Carolina (1/22/22)

FREE THROW ATTEMPTS
 Career: 15, vs. North Carolina (1/22/22)
 Season: 15, vs. North Carolina (1/22/22)

ASSISTS
 Career: 9, 2x - last at Florida State (2/5/22)
 Season: 9, 2x - last at Florida State (2/5/22)

TURNOVERS
 Career: 8, vs. Florida State (1/4/22)
 Season: 8, vs. Florida State (1/4/22)

BLOCKS
 Career: 6, vs. Boston College (1/24/22)
 Season: 6, vs. Boston College (1/24/22)

STEALS
 Career: 6 vs. Western Carolina (11/12/21)
 Season: 6 vs. Western Carolina (11/12/21)

MINUTES
 Career: 45, vs. Syracuse (1/8/2022)
 Season: 45, vs. Syracuse (1/8/2022)

2021-22 GAME-BY-GAME STATS

#0 LARAVIA, Jake

| Opponent | Date | GS | MIN | Total | | 3-Pointers | | Free throws | | Rebounds | | | | PF | | A | | TO | | BLK | | STL | | PTS | | AVG |
|------------------|------------|----|-----------|---------------|-------------|--------------|-------------|---------------|-------------|-----------|-----------|------------|------------|-----------|-----------|-----------|-----------|-----------|------------|-------------|--|-----|--|-----|--|-----|
| | | | | FG-FGA | PCT | 3FG-3FGA | PCT | FT-FTA | PCT | OFF | DEF | TOT | AVG | PF | A | TO | BLK | STL | PTS | AVG | | | | | | |
| William & Mary | 11/10/2021 | * | 30:01 | 6-9 | .667 | 1-1 | 1.000 | 0-2 | .000 | 2 | 2 | 4 | 4.0 | 2 | 1 | 5 | 1 | 4 | 13 | 13.0 | | | | | | |
| Western Caro. | 11/12/2021 | * | 32:51 | 3-6 | .500 | 0-0 | .000 | 0-2 | .000 | 1 | 4 | 5 | 4.5 | 3 | 2 | 1 | 0 | 6 | 6 | 9.5 | | | | | | |
| Charleston So. | 11/17/2021 | * | 27:28 | 10-14 | .714 | 1-3 | .333 | 3-4 | .750 | 1 | 0 | 1 | 3.3 | 2 | 3 | 4 | 2 | 24 | 14.3 | | | | | | | |
| N.C. A&T | 11/20/2021 | * | 26:29 | 3-6 | .500 | 2-3 | .667 | 1-2 | .500 | 3 | 2 | 5 | 3.8 | 3 | 5 | 4 | 2 | 0 | 9 | 13.0 | | | | | | |
| Kennesaw St. | 11/23/2021 | * | 35:22 | 6-9 | .667 | 1-3 | .333 | 6-7 | .857 | 3 | 4 | 7 | 4.4 | 4 | 6 | 1 | 0 | 2 | 19 | 14.2 | | | | | | |
| vs Oregon St. | 11/26/2021 | * | 41:12 | 6-9 | .667 | 0-0 | .000 | 5-6 | .833 | 5 | 2 | 7 | 4.8 | 2 | 5 | 2 | 0 | 3 | 17 | 14.7 | | | | | | |
| vs LSU | 11/27/2021 | * | 31:46 | 5-7 | .714 | 2-3 | .667 | 3-4 | .750 | 5 | 3 | 8 | 5.3 | 4 | 2 | 2 | 0 | 1 | 15 | 14.7 | | | | | | |
| Northwestern | 11/30/2021 | * | 44:14 | 7-10 | .700 | 2-4 | .500 | 5-5 | 1.000 | 1 | 6 | 7 | 5.5 | 3 | 2 | 1 | 0 | 2 | 21 | 15.5 | | | | | | |
| at Virginia Tech | 12/04/2021 | * | 35:05 | 3-7 | .429 | 1-1 | 1.000 | 3-4 | .750 | 5 | 2 | 7 | 5.7 | 3 | 2 | 0 | 0 | 1 | 10 | 14.9 | | | | | | |
| USC Upstate | 12/11/2021 | * | 23:39 | 3-6 | .500 | 0-2 | .000 | 0-0 | .000 | 2 | 4 | 6 | 5.7 | 3 | 1 | 1 | 0 | 1 | 6 | 14.0 | | | | | | |
| at Louisville | 12/29/2021 | * | 39:08 | 4-11 | .364 | 0-3 | .000 | 7-9 | .778 | 2 | 5 | 7 | 5.8 | 2 | 4 | 1 | 1 | 0 | 15 | 14.1 | | | | | | |
| at Miami (FL) | 01/01/2022 | * | 40:00 | 9-13 | .692 | 0-3 | .000 | 1-3 | .333 | 3 | 4 | 7 | 5.9 | 3 | 6 | 2 | 0 | 0 | 19 | 14.5 | | | | | | |
| Florida St. | 01/04/2022 | * | 38:31 | 6-9 | .667 | 1-2 | .500 | 9-11 | .818 | 2 | 5 | 7 | 6.0 | 3 | 5 | 8 | 1 | 0 | 22 | 15.1 | | | | | | |
| Syracuse | 01/08/2022 | * | 45:00 | 3-8 | .375 | 2-5 | .400 | 4-6 | .667 | 0 | 9 | 9 | 6.2 | 4 | 4 | 1 | 1 | 1 | 12 | 14.9 | | | | | | |
| Duke | 01/12/2022 | * | 28:30 | 4-6 | .667 | 0-1 | .000 | 6-7 | .857 | 3 | 2 | 5 | 6.1 | 3 | 1 | 0 | 2 | 1 | 14 | 14.8 | | | | | | |
| at Virginia | 01/15/2022 | * | 32:08 | 6-11 | .545 | 0-3 | .000 | 3-5 | .600 | 1 | 3 | 4 | 6.0 | 2 | 1 | 2 | 1 | 2 | 15 | 14.8 | | | | | | |
| at Georgia Tech | 01/19/2022 | * | 40:00 | 5-7 | .714 | 0-1 | .000 | 3-4 | .750 | 2 | 3 | 5 | 5.9 | 3 | 9 | 5 | 2 | 1 | 13 | 14.7 | | | | | | |
| North Carolina | 01/22/2022 | * | 37:29 | 9-13 | .692 | 1-2 | .500 | 12-15 | .800 | 2 | 8 | 10 | 6.2 | 2 | 4 | 2 | 1 | 3 | 31 | 15.6 | | | | | | |
| Boston College | 01/24/2022 | * | 25:25 | 4-10 | .400 | 0-1 | .000 | 3-3 | 1.000 | 1 | 9 | 10 | 6.4 | 1 | 2 | 4 | 6 | 1 | 11 | 15.4 | | | | | | |
| at Syracuse | 01/29/2022 | * | 32:24 | 2-7 | .286 | 0-1 | .000 | 1-2 | .500 | 1 | 1 | 2 | 6.2 | 3 | 5 | 1 | 1 | 1 | 5 | 14.9 | | | | | | |
| Pittsburgh | 02/02/2022 | * | 29:52 | 6-10 | .600 | 4-6 | .667 | 2-2 | 1.000 | 3 | 3 | 6 | 6.1 | 4 | 1 | 3 | 0 | 1 | 18 | 15.0 | | | | | | |
| at Florida St. | 02/05/2022 | * | 39:35 | 7-10 | .700 | 1-1 | 1.000 | 3-4 | .750 | 6 | 7 | 13 | 6.5 | 2 | 9 | 6 | 1 | 1 | 18 | 15.1 | | | | | | |
| at NC State | 02/09/2022 | * | 38:16 | 2-7 | .286 | 0-1 | .000 | 2-4 | .500 | 0 | 7 | 7 | 6.5 | 2 | 8 | 2 | 1 | 2 | 6 | 14.7 | | | | | | |
| Totals | | | 23 | 794:25 | .580 | 19-50 | .380 | 82-111 | .739 | 54 | 95 | 149 | 6.5 | 63 | 88 | 58 | 23 | 36 | 339 | 14.7 | | | | | | |

Player Averages

| Games played | Minutes/game | Points/game | FG Pct | 3FG Pct | FT Pct | Rebounds/game | Assists/game | Turnovers/game | Assist/Turnover ratio | Steals/game | Blocks/game |
|--------------|--------------|-------------|--------|---------|--------|---------------|--------------|----------------|-----------------------|-------------|-------------|
| 23 | 34.5 | 14.7 | 58.0 | 38.0 | 73.9 | 6.5 | 3.8 | 2.5 | 1.5 | 1.6 | 1.0 |

LARAVIA, Jake

| SEASON | TEAM | GP-GS | | Field Goals | | 3-Point | | F-Throws | | Rebounds | | | | Scoring | | | | | | | | | | | | |
|-----------------------|------|--------------|----|------------------|------|----------------|-------------|----------|---------------|-------------|------|----------------|-------------|---------|------------|------------|------------|------------|--------------|-----|------------|------------|-----------|-----------|------------|-------------|
| | | GP | GS | FG-FGA | FG% | 3FG-3FGA | 3FG% | FT-FTA | FT% | OFF | DEF | TOT | AVG | PF-FO | A | TO | BLK | STL | PTS | AVG | | | | | | |
| 2019-20 | ISU | 30 | 25 | 738 | 24.6 | 111 | 210 | .529 | 11 | 27 | .407 | 50 | 80 | .625 | 77 | 99 | 176 | 5.9 | 95 | 1 | 47 | 53 | 35 | 16 | 283 | 9.4 |
| 2020-21 | ISU | 25 | 25 | 731 | 29.2 | 105 | 222 | .473 | 10 | 32 | .313 | 88 | 113 | .779 | 57 | 100 | 157 | 6.3 | 72 | 3 | 58 | 52 | 21 | 38 | 308 | 12.3 |
| 2021-22 | Wake | 23 | 23 | 794 | 34.5 | 119 | 205 | .580 | 19 | 50 | .380 | 82 | 111 | .739 | 54 | 95 | 149 | 6.5 | 63 | 0 | 88 | 58 | 23 | 36 | 339 | 14.7 |
| TOTAL FOR Wake | | 23-23 | | 794/34.5 | | 119-205 | .580 | | 19-50 | .380 | | 82-111 | .739 | | 54 | 95 | 149 | 6.5 | 63-0 | | 88 | 58 | 23 | 36 | 339 | 14.7 |
| TOTAL | | 78-73 | | 2263/29.0 | | 335-637 | .526 | | 40-109 | .367 | | 220-304 | .724 | | 188 | 294 | 482 | 6.2 | 230-4 | | 193 | 163 | 79 | 90 | 930 | 11.9 |



1 ISAIAH MUCIUS

Senior / 6-8 / 205 / F / EAST PATCHOGUE, N.Y.

9.9 PPG | 3.5 RPG | 0.8 SPG | 42.5% FG | 26.7 MPG

SEASON/CAREER HIGHS

POINTS
 Career: 27, at North Carolina (1/20/21)
 Season: 20, vs. Charlotte (12/17/21)

REBOUNDS
 Career: 12, vs. Notre Dame (3/9/21)
 Season: 8, 3x - last at Virginia (1/15/22)

FIELD GOALS
 Career: 9, 2x - last at North Carolina (1/20/21)
 Season: 8, at Georgia Tech (1/19/22)

FIELD GOAL ATTEMPTS
 Career: 19, vs. Notre Dame (3/9/21)
 Season: 15, vs. Syracuse (1/8/2022)

3-POINTERS
 Career: 7 at North Carolina (1/20/21)
 Season: 5, at Miami (1/1/22)

3-POINT ATTEMPTS
 Career: 14, vs. Syracuse (1/8/22)
 Season: 14, vs. Syracuse (1/8/22)

FREE THROWS
 Career: 8, vs. Florida State (3/9/19)
 Season: 6, vs. Pittsburgh (2/2/22)

FREE THROW ATTEMPTS
 Career: 11, vs. Florida State (3/9/19)
 Season: 7, vs. Pittsburgh (2/2/22)

ASSISTS
 Career: 4, vs. Charlotte (12/17/21)
 Season: 4, vs. Charlotte (12/17/21)

TURNOVERS
 Career: 4, 2x last vs Longwood (11/27/20)
 Season: 3, 2x - last at Florida State (2/5/22)

BLOCKS
 Career: 2, vs. Charlotte (12/17/21)
 Season: 2, vs. Charlotte (12/17/21)

STEALS
 Career: 3, 3x - last at NC State (2/9/22)
 Season: 3, at NC State (2/9/22)

MINUTES
 Career: 39, vs. Northwestern (11/30/21)
 Season: 39, vs. Northwestern (11/30/21)

2021-22 GAME-BY-GAME STATS

#1 MUCIUS, Isaiah

| Opponent | Date | GS | MIN | Total | | 3-Pointers | | Free throws | | Rebounds | | | | PF | A | TO | BLK | STL | PTS | AVG | |
|------------------|------------|----|-----------|---------------|---------------|-------------|---------------|-------------|--------------|-------------|-----------|-----------|-----------|------------|-----------|-----------|-----------|----------|-----------|------------|------------|
| | | | | FG-FGA | PCT | 3FG-3FGA | PCT | FT-FTA | PCT | OFF | DEF | TOT | AVG | | | | | | | | |
| William & Mary | 11/10/2021 | * | 12:46 | 1-4 | .250 | 1-4 | .250 | 0-0 | .000 | 0 | 3 | 3 | 3.0 | 5 | 1 | 1 | 0 | 1 | 3 | 3.0 | |
| Western Caro. | 11/12/2021 | * | 19:21 | 1-7 | .143 | 0-3 | .000 | 4-4 | 1.000 | 3 | 3 | 6 | 4.5 | 2 | 0 | 1 | 0 | 0 | 6 | 4.5 | |
| Charleston So. | 11/17/2021 | * | 17:51 | 2-6 | .333 | 1-3 | .333 | 0-0 | .000 | 0 | 5 | 5 | 4.7 | 2 | 0 | 1 | 0 | 1 | 5 | 4.7 | |
| N.C. A&T | 11/20/2021 | * | 21:01 | 5-8 | .625 | 4-7 | .571 | 2-2 | 1.000 | 2 | 1 | 3 | 4.3 | 1 | 1 | 0 | 0 | 1 | 16 | 7.5 | |
| Kennesaw St. | 11/23/2021 | * | 27:06 | 5-8 | .625 | 4-7 | .571 | 1-3 | .333 | 0 | 2 | 2 | 3.8 | 3 | 0 | 1 | 0 | 0 | 15 | 9.0 | |
| vs Oregon St. | 11/26/2021 | * | 32:29 | 3-9 | .333 | 3-9 | .333 | 0-0 | .000 | 0 | 5 | 5 | 4.0 | 3 | 0 | 0 | 0 | 1 | 9 | 9.0 | |
| vs LSU | 11/27/2021 | * | 21:52 | 0-8 | .000 | 0-4 | .000 | 0-0 | .000 | 0 | 0 | 0 | 3.4 | 0 | 0 | 2 | 0 | 1 | 0 | 7.7 | |
| Northwestern | 11/30/2021 | * | 39:02 | 3-8 | .375 | 3-7 | .429 | 3-4 | .750 | 1 | 4 | 5 | 3.6 | 3 | 2 | 0 | 0 | 1 | 12 | 8.3 | |
| at Virginia Tech | 12/04/2021 | * | 18:48 | 4-5 | .800 | 1-2 | .500 | 0-0 | .000 | 0 | 2 | 2 | 3.4 | 1 | 1 | 0 | 0 | 0 | 9 | 8.3 | |
| USC Upstate | 12/11/2021 | * | 16:54 | 2-5 | .400 | 1-4 | .250 | 0-0 | .000 | 0 | 1 | 1 | 3.2 | 1 | 1 | 1 | 1 | 1 | 5 | 8.0 | |
| VMI | 12/14/2021 | * | 35:07 | 3-9 | .333 | 3-8 | .375 | 2-2 | 1.000 | 0 | 3 | 3 | 3.2 | 1 | 1 | 1 | 0 | 2 | 11 | 8.3 | |
| vs Charlotte | 12/17/2021 | * | 36:38 | 7-13 | .538 | 4-10 | .400 | 2-2 | 1.000 | 2 | 6 | 8 | 3.6 | 3 | 4 | 1 | 2 | 1 | 20 | 9.3 | |
| at Louisville | 12/29/2021 | * | 18:56 | 3-4 | .750 | 3-4 | .750 | 0-0 | .000 | 1 | 2 | 3 | 3.5 | 4 | 0 | 2 | 0 | 0 | 9 | 9.2 | |
| at Miami (FL) | 01/01/2022 | * | 37:29 | 6-10 | .600 | 5-9 | .556 | 0-0 | .000 | 1 | 3 | 4 | 3.6 | 3 | 2 | 2 | 0 | 0 | 17 | 9.8 | |
| Florida St. | 01/04/2022 | * | 31:58 | 3-10 | .300 | 3-9 | .333 | 0-0 | .000 | 0 | 8 | 8 | 3.9 | 0 | 0 | 1 | 0 | 0 | 9 | 9.7 | |
| Syracuse | 01/08/2022 | * | 36:50 | 5-15 | .333 | 4-14 | .286 | 4-5 | .800 | 1 | 2 | 3 | 3.8 | 0 | 1 | 3 | 0 | 1 | 18 | 10.3 | |
| Duke | 01/12/2022 | * | 24:34 | 2-6 | .333 | 1-4 | .250 | 0-0 | .000 | 0 | 1 | 1 | 3.6 | 2 | 0 | 2 | 0 | 0 | 5 | 9.9 | |
| at Virginia | 01/15/2022 | * | 34:18 | 4-9 | .444 | 2-5 | .400 | 2-2 | 1.000 | 2 | 6 | 8 | 3.9 | 3 | 0 | 0 | 1 | 2 | 12 | 10.1 | |
| at Georgia Tech | 01/19/2022 | * | 32:08 | 8-12 | .667 | 2-6 | .333 | 0-0 | .000 | 0 | 2 | 2 | 3.8 | 0 | 1 | 1 | 0 | 2 | 18 | 10.5 | |
| North Carolina | 01/22/2022 | * | 25:59 | 0-2 | .000 | 0-1 | .000 | 0-0 | .000 | 0 | 2 | 2 | 3.7 | 0 | 0 | 2 | 0 | 1 | 0 | 10.0 | |
| Boston College | 01/24/2022 | * | 22:29 | 2-4 | .500 | 0-2 | .000 | 2-2 | 1.000 | 1 | 3 | 4 | 3.7 | 4 | 1 | 1 | 0 | 0 | 6 | 9.8 | |
| at Syracuse | 01/29/2022 | * | 26:33 | 2-8 | .250 | 2-8 | .250 | 0-0 | .000 | 2 | 1 | 3 | 3.7 | 0 | 1 | 2 | 0 | 0 | 6 | 9.6 | |
| Pittsburgh | 02/02/2022 | * | 23:29 | 3-7 | .429 | 2-6 | .333 | 6-7 | .857 | 2 | 1 | 3 | 3.7 | 4 | 1 | 1 | 0 | 1 | 14 | 9.8 | |
| at Florida St. | 02/05/2022 | * | 26:08 | 4-7 | .571 | 2-5 | .400 | 0-0 | .000 | 1 | 0 | 1 | 3.5 | 2 | 0 | 3 | 0 | 1 | 10 | 9.8 | |
| at NC State | 02/09/2022 | * | 29:31 | 4-10 | .400 | 4-9 | .444 | 1-2 | .500 | 0 | 2 | 2 | 3.5 | 2 | 1 | 0 | 0 | 3 | 13 | 9.9 | |
| Totals | | | 25 | 669:17 | 82-194 | .423 | 55-150 | .367 | 29-35 | .829 | 19 | 68 | 87 | 3.5 | 49 | 19 | 29 | 4 | 21 | 248 | 9.9 |

Player Averages

| Games Played | Minutes/game | Points/game | FG Pct | 3FG Pct | FT Pct | Rebounds/game | Assists/game | Turnovers/game | Assist/Turnover ratio | Steals/game | Blocks/game |
|--------------|--------------|-------------|--------|---------|--------|---------------|--------------|----------------|-----------------------|-------------|-------------|
| 25 | 26.8 | 9.9 | 42.3 | 36.7 | 82.9 | 3.5 | 0.8 | 1.2 | 0.7 | 0.8 | 0.2 |

MUCIUS, Isaiah

| SEASON | TEAM | GP-GS | MIN/AVG | Field Goals | | 3-Point | | F-Throws | | Rebounds | | | | Scoring | | | | | | |
|--------------|------|---------------|------------------|----------------|-------------|----------------|-------------|----------------|-------------|------------|------------|------------|------------|--------------|-----------|------------|-----------|-----------|------------|------------|
| | | | | FG-FGA | FG% | 3FG-3FGA | 3FG% | FT-FTA | FT% | OFF | DEF | TOT | AVG | PF-FO | A | TO | BLK | STL | PTS | AVG |
| 2018-19 | Wake | 31-1 | 677/21.8 | 70-219 | .320 | 19-81 | .235 | 43-70 | .614 | 40 | 76 | 116 | 3.7 | 37-0 | 23 | 31 | 8 | 12 | 202 | 6.5 |
| 2019-20 | Wake | 30-22 | 686/22.9 | 92-216 | .426 | 18-52 | .346 | 18-36 | .500 | 41 | 99 | 140 | 4.7 | 63-2 | 28 | 39 | 9 | 14 | 220 | 7.3 |
| 2020-21 | Wake | 22-22 | 562/25.5 | 81-192 | .422 | 27-79 | .342 | 37-52 | .712 | 40 | 75 | 115 | 5.2 | 46-2 | 13 | 34 | 8 | 10 | 226 | 10.3 |
| 2021-22 | Wake | 25-25 | 669/26.8 | 82-194 | .423 | 55-150 | .367 | 29-35 | .829 | 19 | 68 | 87 | 3.5 | 49-1 | 19 | 29 | 4 | 21 | 248 | 9.9 |
| TOTAL | | 108-70 | 2594/24.0 | 325-821 | .396 | 119-362 | .329 | 127-193 | .658 | 140 | 318 | 458 | 4.2 | 195-5 | 83 | 133 | 29 | 57 | 896 | 8.3 |



2 CAMERON HILDRETH

Freshman / 6-4 / 195 / G / Worthing, England

3.6 PPG | 1.2 APG | 3.0 RPG | 43.7% FG | 12.9 MPG

SEASON/CAREER HIGHS

POINTS
 Career: 13 vs. Western Carolina (11/12/21)
 Season: 13 vs. Western Carolina (11/12/21)

REBOUNDS
 Career: 8, 3x - last vs. Duke (1/12/22)
 Season: 8, 3x - last vs. Duke (1/12/22)

FIELD GOALS
 Career: 4, 3x - last vs. Charleston Southern (11/17/21)
 Season: 4, 3x - last vs. Charleston Southern (11/17/21)

FIELD GOAL ATTEMPTS
 Career: 7, 3x - last vs. Florida State (1/4/22)
 Season: 7, 3x - last vs. Florida State (1/4/22)

3-POINTERS
 Career: 2, vs. Western Carolina (11/12/21)
 Season: 2, vs. Western Carolina (11/12/21)

3-POINT ATTEMPTS
 Career: 3, 2x - last vs. Florida State (1/4/22)
 Season: 3, 2x - last vs. Florida State (1/4/22)

FREE THROWS
 Career: 5, vs. VMI (12/14/21)
 Season: 5, vs. VMI (12/14/21)

FREE THROW ATTEMPTS
 Career: 6, vs. VMI (12/14/21)
 Season: 6, vs. VMI (12/14/21)

ASSISTS
 Career: 4, 4x - last vs. LSU (11/27/21)
 Season: 4, 4x - last vs. LSU (11/27/21)

TURNOVERS
 Career: 4 vs. LSU (11/27/21)
 Season: 4 vs. LSU (11/27/21)

BLOCKS
 Career: 2 vs. William & Mary (11/10/21)
 Season: 2 vs. William & Mary (11/10/21)

STEALS
 Career: 2, 2x - last vs. Duke (1/12/22)
 Season: 2, 2x - last vs. Duke (1/12/22)

MINUTES
 Career: 26 Western Carolina (11/12/21)
 Season: 26 vs. Western Carolina (11/12/21)

2020-21 GAME-BY-GAME STATS

#2 HILDRETH, Cameron

| Opponent | Date | GS | MIN | Total | | 3-Pointers | | Free throws | | Rebounds | | | | PF | A | TO | BLK | STL | PTS | AVG |
|------------------|------------|----|-----------------|--------------|-------------|-------------|-------------|--------------|-------------|-----------|-----------|-----------|------------|-----------|-----------|-----------|----------|-----------|-----------|------------|
| | | | | FG-FGA | PCT | 3FG-3FGA | PCT | FT-FTA | PCT | OFF | DEF | TOT | AVG | | | | | | | |
| William & Mary | 11/10/2021 | | 22:40 | 4-7 | .571 | 0-2 | .000 | 2-4 | .500 | 2 | 3 | 5 | 5.0 | 1 | 4 | 2 | 2 | 0 | 10 | 10.0 |
| Western Caro. | 11/12/2021 | | 26:26 | 4-6 | .667 | 2-2 | 1.000 | 3-3 | 1.000 | 0 | 1 | 1 | 3.0 | 4 | 0 | 3 | 0 | 1 | 13 | 11.5 |
| Charleston So. | 11/17/2021 | | 19:22 | 4-5 | .800 | 0-1 | .000 | 2-2 | 1.000 | 1 | 7 | 8 | 4.7 | 1 | 4 | 1 | 0 | 0 | 10 | 11.0 |
| N.C. A&T | 11/20/2021 | | 15:40 | 0-1 | .000 | 0-0 | .000 | 1-2 | .500 | 0 | 5 | 5 | 4.8 | 2 | 2 | 2 | 0 | 0 | 1 | 8.5 |
| Kennesaw St. | 11/23/2021 | | 22:43 | 3-3 | 1.000 | 1-1 | 1.000 | 4-4 | 1.000 | 1 | 2 | 3 | 4.4 | 1 | 4 | 1 | 0 | 1 | 11 | 9.0 |
| vs Oregon St. | 11/26/2021 | | 17:54 | 2-4 | .500 | 1-1 | 1.000 | 0-0 | .000 | 0 | 5 | 5 | 4.5 | 3 | 0 | 2 | 0 | 1 | 5 | 8.3 |
| vs LSU | 11/27/2021 | | 11:52 | 0-1 | .000 | 0-0 | .000 | 0-0 | .000 | 0 | 1 | 1 | 4.0 | 1 | 4 | 4 | 0 | 0 | 0 | 7.1 |
| Northwestern | 11/30/2021 | | 08:01 | 0-2 | .000 | 0-1 | .000 | 0-0 | .000 | 1 | 1 | 2 | 3.8 | 0 | 1 | 2 | 0 | 0 | 0 | 6.3 |
| at Virginia Tech | 12/04/2021 | | 16:01 | 3-5 | .600 | 0-2 | .000 | 0-0 | .000 | 0 | 3 | 3 | 3.7 | 0 | 1 | 0 | 0 | 1 | 6 | 6.2 |
| USC Upstate | 12/11/2021 | | 19:47 | 0-3 | .000 | 0-2 | .000 | 0-0 | .000 | 1 | 1 | 2 | 3.5 | 0 | 1 | 1 | 0 | 1 | 0 | 5.6 |
| VMI | 12/14/2021 | | 23:39 | 3-7 | .429 | 1-3 | .333 | 5-6 | .833 | 3 | 5 | 8 | 3.9 | 3 | 0 | 0 | 0 | 0 | 12 | 6.2 |
| vs Charlotte | 12/17/2021 | | 06:39 | 0-3 | .000 | 0-1 | .000 | 0-0 | .000 | 1 | 1 | 2 | 3.8 | 3 | 0 | 1 | 0 | 1 | 0 | 5.7 |
| at Louisville | 12/29/2021 | | 16:05 | 2-6 | .333 | 0-2 | .000 | 0-0 | .000 | 1 | 4 | 5 | 3.8 | 3 | 0 | 0 | 0 | 1 | 4 | 5.5 |
| at Miami (FL) | 01/01/2022 | | 13:19 | 1-2 | .500 | 0-1 | .000 | 0-0 | .000 | 0 | 2 | 2 | 3.7 | 3 | 2 | 2 | 0 | 1 | 2 | 5.3 |
| Florida St. | 01/04/2022 | | 23:31 | 1-7 | .143 | 0-3 | .000 | 0-1 | .000 | 1 | 4 | 5 | 3.8 | 1 | 3 | 0 | 0 | 2 | 2 | 5.1 |
| Syracuse | 01/08/2022 | | 03:31 | 0-0 | .000 | 0-0 | .000 | 0-0 | .000 | 0 | 0 | 0 | 3.6 | 0 | 0 | 1 | 0 | 0 | 0 | 4.8 |
| Duke | 01/12/2022 | | 22:31 | 2-5 | .400 | 0-1 | .000 | 0-1 | .000 | 2 | 6 | 8 | 3.8 | 3 | 1 | 2 | 0 | 2 | 4 | 4.7 |
| at Virginia | 01/15/2022 | | 03:31 | 0-1 | .000 | 0-0 | .000 | 0-0 | .000 | 0 | 1 | 1 | 3.7 | 0 | 0 | 2 | 0 | 0 | 0 | 4.4 |
| North Carolina | 01/22/2022 | | 02:31 | 1-1 | 1.000 | 0-0 | .000 | 2-2 | 1.000 | 0 | 2 | 2 | 3.6 | 1 | 0 | 0 | 0 | 0 | 4 | 4.4 |
| Boston College | 01/24/2022 | | 04:25 | 0-1 | .000 | 0-0 | .000 | 0-0 | .000 | 0 | 0 | 0 | 3.4 | 0 | 0 | 1 | 0 | 0 | 0 | 4.2 |
| at Syracuse | 01/29/2022 | | 04:51 | 1-1 | 1.000 | 0-0 | .000 | 0-1 | .000 | 0 | 2 | 2 | 3.3 | 0 | 1 | 1 | 0 | 0 | 2 | 4.1 |
| Pittsburgh | 02/02/2022 | | 01:10 | 0-0 | .000 | 0-0 | .000 | 0-0 | .000 | 0 | 1 | 1 | 3.2 | 1 | 0 | 0 | 0 | 0 | 0 | 3.9 |
| at Florida St. | 02/05/2022 | | 01:58 | 0-0 | .000 | 0-0 | .000 | 0-0 | .000 | 0 | 1 | 1 | 3.1 | 1 | 0 | 1 | 0 | 0 | 0 | 3.7 |
| Totals | | | 0 308:07 | 31-71 | .437 | 5-23 | .217 | 19-26 | .731 | 14 | 58 | 72 | 3.1 | 32 | 28 | 29 | 2 | 12 | 86 | 3.7 |

Player Averages

| Games Played | Minutes/game | Points/game | FG Pct | 3FG Pct | FT Pct | Rebounds/game | Assists/game | Turnovers/game | Assist/Turnover ratio | Steals/game | Blocks/game |
|--------------|--------------|-------------|--------|---------|--------|---------------|--------------|----------------|-----------------------|-------------|-------------|
| 23 | 13.4 | 3.7 | 43.7 | 21.7 | 73.1 | 3.1 | 1.2 | 1.3 | 1.0 | 0.5 | 0.1 |

HILDRETH, Cameron

| | | Field Goals | | 3-Point | | F-Throws | | Rebounds | | | | Scoring | | | | | | | | |
|--------------|------|-------------|-----------------|--------------|-------------|-------------|-------------|--------------|-------------|-----------|-----------|-----------|------------|-------------|-----------|-----------|----------|-----------|-----------|------------|
| SEASON | TEAM | GP-GS | MIN/AVG | FG-FGA | FG% | 3FG-3FGA | 3FG% | FT-FTA | FT% | OFF | DEF | TOT | AVG | PF-FO | A | TO | BLK | STL | PTS | AVG |
| 2021-22 | Wake | 23-0 | 308/13.4 | 31-71 | .437 | 5-23 | .217 | 19-26 | .731 | 14 | 58 | 72 | 3.1 | 32-0 | 28 | 29 | 2 | 12 | 86 | 3.7 |
| TOTAL | | 23-0 | 308/13.4 | 31-71 | .437 | 5-23 | .217 | 19-26 | .731 | 14 | 58 | 72 | 3.1 | 32-0 | 28 | 29 | 2 | 12 | 86 | 3.7 |



4 DAVIEN WILLIAMSON

Senior / 6-1 / 180 / G / WINSTON-SALEM, N.C.

12.8 PPG | 2.3 RPG | 1.1 APG | 46.3% FG | 29.9 MPG

SEASON/CAREER HIGHS

POINTS
 Career: 27, 2x - last at Syracuse (1/29/22)
 Season: 27, at Syracuse (1/29/22)

REBOUNDS
 Career: 7, vs Catawba (12/31/20)
 Season: 6, vs. VMI (12/14/21)

FIELD GOALS
 Career: 10, at Syracuse (1/29/22)
 Season: 10, at Syracuse (1/29/22)

FIELD GOAL ATTEMPTS
 Career: 16, at Syracuse (1/29/22)
 Season: 16, at Syracuse (1/29/22)

3-POINTERS
 Career: 5, 3x - last at Syracuse (1/29/22)
 Season: 5, at Syracuse (1/29/22)

3-POINT ATTEMPTS
 Career: 8, 2x - last at Syracuse (1/29/22)
 Season: 8, at Syracuse (1/29/22)

FREE THROWS
 Career: 12, vs. LSU (11/27/21)
 Season: 12, vs. LSU (11/27/21)

FREE THROW ATTEMPTS
 Career: 13, vs. LSU (11/27/21)
 Season: 13, vs. LSU (11/27/21)

ASSISTS
 Career: 10, at Chattanooga (2/5/20)
 Season: 3, 4x - last vs. Pittsburgh (2/2/22)

TURNOVERS
 Career: 6, vs Pitt (1/23/21)
 Season: 3, 2x - last at Georgia Tech (1/19/22)

BLOCKS
 Career: 1, 5x - last vs. Boston College (1/24/22)
 Season: 1, vs. Boston College (1/24/22)

STEALS
 Career: 4, 2x - last vs. North Carolina A&T (11/20/21)
 Season: 4, 2x - last vs. North Carolina A&T (11/20/21)

MINUTES
 Career: 41, vs. Oregon State (11/26/21)
 Season: 41, vs. Oregon State (11/26/21)

2021-22 GAME-BY-GAME STATS

#4 WILLIAMSON, Daivien

| Opponent | Date | GS | MIN | Total | | 3-Pointers | | Free throws | | Rebounds | | | | PF | A | TO | BLK | STL | PTS | AVG |
|------------------|------------|----|------------------|---------------|-------------|---------------|-------------|--------------|-------------|----------|-----------|-----------|------------|-----------|-----------|-----------|----------|-----------|------------|-------------|
| | | | | FG-FGA | PCT | 3FG-3FGA | PCT | FT-FTA | PCT | OFF | DEF | TOT | AVG | | | | | | | |
| William & Mary | 11/10/2021 | * | 27:45 | 3-7 | .429 | 2-4 | .500 | 2-2 | 1.000 | 0 | 2 | 2 | 2.0 | 3 | 0 | 1 | 0 | 2 | 10 | 10.0 |
| Western Caro. | 11/12/2021 | * | 35:13 | 8-10 | .800 | 4-6 | .667 | 4-4 | 1.000 | 0 | 2 | 2 | 2.0 | 0 | 2 | 2 | 0 | 1 | 24 | 17.0 |
| Charleston So. | 11/17/2021 | * | 24:25 | 4-7 | .571 | 4-4 | 1.000 | 4-4 | 1.000 | 0 | 0 | 0 | 1.3 | 1 | 0 | 0 | 4 | 16 | 16.7 | |
| N.C. A&T | 11/20/2021 | * | 28:35 | 6-11 | .545 | 4-7 | .571 | 2-2 | 1.000 | 0 | 1 | 1 | 1.3 | 2 | 2 | 0 | 0 | 4 | 18 | 17.0 |
| Kennesaw St. | 11/23/2021 | * | 32:44 | 2-8 | .250 | 1-7 | .143 | 2-2 | 1.000 | 0 | 3 | 3 | 1.6 | 0 | 3 | 3 | 0 | 2 | 7 | 15.0 |
| vs Oregon St. | 11/26/2021 | * | 41:05 | 5-13 | .385 | 1-7 | .143 | 3-3 | 1.000 | 0 | 1 | 1 | 1.5 | 1 | 0 | 2 | 0 | 1 | 14 | 14.8 |
| vs LSU | 11/27/2021 | * | 28:14 | 4-12 | .333 | 0-5 | .000 | 12-13 | .923 | 1 | 2 | 3 | 1.7 | 1 | 0 | 1 | 0 | 0 | 20 | 15.6 |
| Northwestern | 11/30/2021 | * | 33:35 | 3-7 | .429 | 2-4 | .500 | 1-2 | .500 | 0 | 3 | 3 | 1.9 | 0 | 1 | 0 | 0 | 9 | 14.8 | |
| at Virginia Tech | 12/04/2021 | * | 34:40 | 8-14 | .571 | 3-6 | .500 | 0-0 | .000 | 0 | 3 | 3 | 2.0 | 1 | 2 | 1 | 0 | 0 | 19 | 15.2 |
| USC Upstate | 12/11/2021 | * | 20:15 | 2-4 | .500 | 1-2 | .500 | 4-4 | 1.000 | 0 | 2 | 2 | 2.0 | 1 | 0 | 2 | 0 | 1 | 9 | 14.6 |
| VMI | 12/14/2021 | * | 29:54 | 2-11 | .182 | 1-5 | .200 | 2-2 | 1.000 | 0 | 6 | 6 | 2.4 | 1 | 1 | 2 | 0 | 1 | 7 | 13.9 |
| vs Charlotte | 12/17/2021 | * | 38:27 | 3-9 | .333 | 1-5 | .200 | 1-2 | .500 | 1 | 3 | 4 | 2.5 | 0 | 0 | 0 | 0 | 1 | 8 | 13.4 |
| at Louisville | 12/29/2021 | * | 30:59 | 6-11 | .545 | 2-6 | .333 | 0-0 | .000 | 0 | 2 | 2 | 2.5 | 4 | 0 | 1 | 0 | 0 | 14 | 13.5 |
| at Miami (FL) | 01/01/2022 | * | 27:16 | 2-10 | .200 | 2-7 | .286 | 0-0 | .000 | 0 | 1 | 1 | 2.4 | 2 | 3 | 0 | 0 | 1 | 6 | 12.9 |
| Duke | 01/12/2022 | * | 20:24 | 0-3 | .000 | 0-2 | .000 | 6-8 | .750 | 0 | 2 | 2 | 2.3 | 0 | 1 | 0 | 0 | 0 | 6 | 12.5 |
| at Virginia | 01/15/2022 | * | 34:06 | 4-8 | .500 | 3-5 | .600 | 1-1 | 1.000 | 2 | 2 | 4 | 2.4 | 0 | 1 | 0 | 0 | 0 | 12 | 12.4 |
| at Georgia Tech | 01/19/2022 | * | 23:30 | 4-9 | .444 | 3-5 | .600 | 0-0 | .000 | 1 | 1 | 2 | 2.4 | 0 | 0 | 3 | 0 | 1 | 11 | 12.4 |
| North Carolina | 01/22/2022 | * | 29:55 | 7-9 | .778 | 3-5 | .600 | 2-2 | 1.000 | 0 | 3 | 3 | 2.4 | 3 | 1 | 2 | 0 | 0 | 19 | 12.7 |
| Boston College | 01/24/2022 | * | 24:11 | 4-5 | .800 | 1-2 | .500 | 3-3 | 1.000 | 0 | 1 | 1 | 2.4 | 1 | 3 | 2 | 0 | 2 | 12 | 12.7 |
| at Syracuse | 01/29/2022 | * | 30:18 | 10-16 | .625 | 5-8 | .625 | 2-2 | 1.000 | 0 | 2 | 2 | 2.4 | 3 | 1 | 0 | 0 | 0 | 27 | 13.4 |
| Pittsburgh | 02/02/2022 | * | 30:33 | 3-7 | .429 | 2-5 | .400 | 4-4 | 1.000 | 0 | 3 | 3 | 2.4 | 0 | 3 | 0 | 0 | 1 | 12 | 13.3 |
| at Florida St. | 02/05/2022 | * | 26:23 | 1-6 | .167 | 1-5 | .200 | 0-1 | .000 | 0 | 1 | 1 | 2.3 | 2 | 1 | 1 | 0 | 0 | 3 | 12.9 |
| at NC State | 02/09/2022 | * | 35:09 | 4-8 | .500 | 1-3 | .333 | 2-3 | .667 | 0 | 2 | 2 | 2.3 | 1 | 0 | 0 | 0 | 0 | 11 | 12.8 |
| Totals | | | 22 687:36 | 95-205 | .463 | 47-115 | .409 | 57-64 | .891 | 5 | 48 | 53 | 2.3 | 27 | 25 | 23 | 0 | 22 | 294 | 12.8 |

Player Averages

| Games Played | Minutes/game | Points/game | FG Pct | 3FG Pct | FT Pct | Rebounds/game | Assists/game | Turnovers/game | Assist/Turnover ratio | Steals/game | Blocks/game |
|--------------|--------------|-------------|--------|---------|--------|---------------|--------------|----------------|-----------------------|-------------|-------------|
| 23 | 29.9 | 12.8 | 46.3 | 40.9 | 89.1 | 2.3 | 1.1 | 1.0 | 1.1 | 1.0 | 0.0 |

WILLIAMSON, Daivien

| SEASON | TEAM | GP-GS | MIN/AVG | Field Goals | | 3-Point | | F-Throws | | Rebounds | | | | Scoring | | | | | | |
|-----------------------|---------------|------------------|----------------|-------------|----------------|-------------|----------------|-------------|-----------|------------|------------|------------|--------------|------------|------------|----------|-----------|-------------|-------------|------|
| | | | | FG-FGA | FG% | 3FG-3FGA | 3FG% | FT-FTA | FT% | OFF | DEF | TOT | AVG | PF-FO | A | TO | BLK | STL | PTS | AVG |
| 2018-19 | ETSU | 33-16 | 731/22.2 | 109-213 | .512 | 27-70 | .386 | 70-85 | .824 | 10 | 55 | 65 | 2.0 | 34-0 | 81 | 44 | 1 | 18 | 315 | 9.5 |
| 2019-20 | ETSU | 34-14 | 948/27.9 | 122-252 | .484 | 38-102 | .373 | 70-87 | .805 | 6 | 62 | 68 | 2.0 | 46-0 | 89 | 72 | 2 | 24 | 352 | 10.4 |
| 2020-21 | Wake | 22-21 | 753/34.2 | 97-213 | .455 | 35-94 | .372 | 55-70 | .786 | 1 | 46 | 47 | 2.1 | 29-0 | 56 | 43 | 1 | 29 | 284 | 12.9 |
| 2021-22 | Wake | 23-22 | 688/29.9 | 95-205 | .463 | 47-115 | .409 | 57-64 | .891 | 5 | 48 | 53 | 2.3 | 27-0 | 25 | 23 | 0 | 22 | 294 | 12.8 |
| TOTAL FOR Wake | 45-43 | 1441/32.0 | 192-418 | .459 | 82-209 | .392 | 112-134 | .836 | 6 | 94 | 100 | 2.2 | 56-0 | 81 | 66 | 1 | 51 | 578 | 12.8 | |
| TOTAL | 112-73 | 3119/27.9 | 423-883 | .479 | 147-381 | .386 | 252-306 | .824 | 22 | 211 | 233 | 2.1 | 136-0 | 251 | 182 | 4 | 93 | 1245 | 11.1 | |



11 CARTERWHITT

Freshman / 6-3 / 180 / G / Raleigh, N.C.

2.2 PPG | 1.7 APG | 1.8 RPG | 30.4% FG | 13.7 MPG

SEASON/CAREER HIGHS

POINTS
 Career: 16, vs. USC-Upstate (12/11/21)
 Season: 16, vs. USC-Upstate (12/11/21)

REBOUNDS
 Career: 7, vs. William & Mary (11/10/21)
 Season: 7, vs. William & Mary (11/10/21)

FIELD GOALS
 Career: 6, vs. USC-Upstate (12/11/21)
 Season: 6, vs. USC-Upstate (12/11/21)

FIELD GOAL ATTEMPTS
 Career: 12, vs. Notre Dame (3/9/21)
 Season: 9, vs. USC-Upstate (12/11/21)

3-POINTERS
 Career: 4, vs. USC-Upstate (12/11/21)
 Season: 4, vs. USC-Upstate (12/11/21)

3-POINT ATTEMPTS
 Career: 7, vs. USC-Upstate (12/11/21)
 Season: 7, vs. USC-Upstate (12/11/21)

FREE THROWS
 Career: 2, 2x - last at Duke (1/9/21)
 Season: 1, 3x - last vs. Boston College (1/24/22)

FREE THROW ATTEMPTS
 Career: 2, seven times
 Season: 2, 3x - last vs. Boston College (1/24/22)

ASSISTS
 Career: 9, at Florida State (2/13/21)
 Season: 7, vs. Charleston Southern (11/17/21)

TURNOVERS
 Career: 7, at Duke (1/9/21)
 Season: 4, 4x - last at NC State (2/9/22)

BLOCKS
 Career: 1, 2x - last vs. Syracuse (1/8/2022)
 Season: 1, 2x - last vs. Syracuse (1/8/2022)

STEALS
 Career: 3, at Duke (1/9/21)
 Season: 1, 6x - last vs. Florida State (1/4/22)

MINUTES
 Career: 33, vs. Notre Dame (3/9/21)
 Season: 25, 4x - last vs. Syracuse (1/8/2022)

2021-22 GAME-BY-GAME STATS

#11 WHITT, Carter

| Opponent | Date | GS | MIN | Total | | 3-Pointers | | Free throws | | Rebounds | | | | PF | A | TO | BLK | STL | PTS | AVG |
|------------------|------------|----------|---------------|--------------|-------------|-------------|-------------|-------------|-------------|----------|-----------|-----------|------------|-----------|-----------|-----------|----------|----------|-----------|------------|
| | | | | FG-FGA | PCT | 3FG-3FGA | PCT | FT-FTA | PCT | OFF | DEF | TOT | AVG | | | | | | | |
| William & Mary | 11/10/2021 | | 25:01 | 2-8 | .250 | 1-4 | .250 | 0-0 | .000 | 2 | 5 | 7 | 7.0 | 0 | 4 | 4 | 0 | 1 | 5 | 5.0 |
| Western Caro. | 11/12/2021 | | 09:27 | 0-2 | .000 | 0-2 | .000 | 0-0 | .000 | 0 | 1 | 1 | 4.0 | 0 | 1 | 2 | 0 | 0 | 0 | 2.5 |
| Charleston So. | 11/17/2021 | | 25:13 | 1-3 | .333 | 0-1 | .000 | 0-0 | .000 | 0 | 5 | 5 | 4.3 | 1 | 7 | 3 | 0 | 1 | 2 | 2.3 |
| N.C. A&T | 11/20/2021 | | 16:57 | 1-3 | .333 | 1-3 | .333 | 1-2 | .500 | 0 | 0 | 0 | 3.3 | 2 | 4 | 2 | 0 | 0 | 4 | 2.8 |
| Kennesaw St. | 11/23/2021 | | 11:52 | 2-5 | .400 | 1-2 | .500 | 0-0 | .000 | 0 | 2 | 2 | 3.0 | 0 | 1 | 2 | 0 | 1 | 5 | 3.2 |
| vs Oregon St. | 11/26/2021 | | 10:11 | 1-3 | .333 | 0-1 | .000 | 0-0 | .000 | 0 | 0 | 0 | 2.5 | 0 | 0 | 0 | 0 | 0 | 2 | 3.0 |
| vs LSU | 11/27/2021 | | 11:46 | 0-3 | .000 | 0-2 | .000 | 0-0 | .000 | 0 | 0 | 0 | 2.1 | 1 | 0 | 4 | 0 | 0 | 0 | 2.6 |
| Northwestern | 11/30/2021 | | 13:18 | 2-6 | .333 | 0-1 | .000 | 0-0 | .000 | 0 | 2 | 2 | 2.1 | 0 | 0 | 0 | 0 | 0 | 4 | 2.8 |
| at Virginia Tech | 12/04/2021 | | 08:47 | 1-1 | 1.000 | 0-0 | .000 | 0-0 | .000 | 0 | 1 | 1 | 2.0 | 0 | 1 | 1 | 0 | 0 | 2 | 2.7 |
| USC Upstate | 12/11/2021 | | 20:53 | 6-9 | .667 | 4-7 | .571 | 0-1 | .000 | 1 | 5 | 6 | 2.4 | 0 | 2 | 4 | 0 | 1 | 16 | 4.0 |
| VMI | 12/14/2021 | | 13:36 | 0-2 | .000 | 0-2 | .000 | 0-0 | .000 | 0 | 3 | 3 | 2.5 | 0 | 0 | 2 | 1 | 0 | 0 | 3.6 |
| vs Charlotte | 12/17/2021 | | 19:56 | 0-1 | .000 | 0-1 | .000 | 0-0 | .000 | 0 | 1 | 1 | 2.3 | 0 | 2 | 0 | 0 | 0 | 0 | 3.3 |
| at Louisville | 12/29/2021 | | 11:04 | 0-2 | .000 | 0-1 | .000 | 0-0 | .000 | 0 | 1 | 1 | 2.2 | 0 | 0 | 0 | 0 | 0 | 0 | 3.1 |
| at Miami (FL) | 01/01/2022 | | 10:35 | 1-3 | .333 | 0-2 | .000 | 0-0 | .000 | 0 | 0 | 0 | 2.1 | 1 | 2 | 2 | 0 | 1 | 2 | 3.0 |
| Florida St. | 01/04/2022 | * | 25:24 | 0-4 | .000 | 0-1 | .000 | 0-0 | .000 | 0 | 6 | 6 | 2.3 | 3 | 2 | 2 | 0 | 1 | 0 | 2.8 |
| Syracuse | 01/08/2022 | * | 25:11 | 0-5 | .000 | 0-4 | .000 | 0-0 | .000 | 0 | 4 | 4 | 2.4 | 1 | 6 | 0 | 1 | 0 | 0 | 2.6 |
| Duke | 01/12/2022 | * | 03:27 | 0-0 | .000 | 0-0 | .000 | 0-0 | .000 | 0 | 0 | 0 | 2.3 | 0 | 0 | 0 | 0 | 0 | 0 | 2.5 |
| at Virginia | 01/15/2022 | | 05:54 | 0-1 | .000 | 0-0 | .000 | 0-0 | .000 | 0 | 1 | 1 | 2.2 | 1 | 0 | 0 | 0 | 0 | 0 | 2.3 |
| at Georgia Tech | 01/19/2022 | | 12:17 | 1-2 | .500 | 0-1 | .000 | 0-0 | .000 | 0 | 0 | 0 | 2.1 | 1 | 3 | 1 | 0 | 0 | 0 | 2.3 |
| North Carolina | 01/22/2022 | | 10:05 | 0-1 | .000 | 0-0 | .000 | 1-2 | .500 | 0 | 1 | 1 | 2.1 | 1 | 0 | 0 | 0 | 0 | 1 | 2.3 |
| Boston College | 01/24/2022 | | 16:00 | 2-2 | 1.000 | 1-1 | 1.000 | 1-2 | .500 | 0 | 1 | 1 | 2.0 | 1 | 3 | 1 | 0 | 1 | 6 | 2.4 |
| at Syracuse | 01/29/2022 | | 08:49 | 0-0 | .000 | 0-0 | .000 | 0-0 | .000 | 0 | 0 | 0 | 1.9 | 0 | 1 | 0 | 0 | 0 | 0 | 2.3 |
| Pittsburgh | 02/02/2022 | | 13:44 | 1-3 | .333 | 1-2 | .500 | 0-0 | .000 | 0 | 2 | 2 | 1.9 | 0 | 1 | 2 | 0 | 0 | 3 | 2.3 |
| at Florida St. | 02/05/2022 | | 06:41 | 0-0 | .000 | 0-0 | .000 | 0-0 | .000 | 0 | 1 | 1 | 1.9 | 1 | 0 | 2 | 0 | 0 | 0 | 2.3 |
| at NC State | 02/09/2022 | | 05:35 | 0-0 | .000 | 0-0 | .000 | 0-0 | .000 | 0 | 0 | 0 | 1.8 | 0 | 2 | 4 | 0 | 1 | 0 | 2.2 |
| Totals | | 3 | 341:42 | 21-69 | .304 | 9-38 | .237 | 3-7 | .429 | 3 | 42 | 45 | 1.8 | 14 | 42 | 38 | 2 | 8 | 54 | 2.2 |

Player Averages

| Games Played | Minutes/game | Points/game | FG Pct | 3FG Pct | FT Pct | Rebounds/game | Assists/game | Turnovers/game | Assist/Turnover ratio | Steals/game | Blocks/game |
|--------------|--------------|-------------|--------|---------|--------|---------------|--------------|----------------|-----------------------|-------------|-------------|
| 25 | 13.7 | 2.2 | 30.4 | 23.7 | 42.9 | 1.8 | 1.7 | 1.5 | 1.1 | 0.3 | 0.1 |

WHITT, Carter

| | | Field Goals | | 3-Point | | F-Throws | | Rebounds | | | | Scoring | | | | | | | | |
|--------------|------|--------------|-----------------|---------------|-------------|--------------|-------------|-------------|-------------|----------|-----------|-----------|------------|-------------|-----------|-----------|----------|-----------|------------|------------|
| SEASON | TEAM | GP-GS | MIN/AVG | FG-FGA | FG% | 3FG-3FGA | 3FG% | FT-FTA | FT% | OFF | DEF | TOT | AVG | PF-FO | A | TO | BLK | STL | PTS | AVG |
| 2020-21 | Wake | 19-10 | 424/22.3 | 35-107 | .327 | 14-42 | .333 | 6-9 | .667 | 3 | 38 | 41 | 2.2 | 27-0 | 51 | 52 | 0 | 13 | 90 | 4.7 |
| 2021-22 | Wake | 25-3 | 342/13.7 | 21-69 | .304 | 9-38 | .237 | 3-7 | .429 | 3 | 42 | 45 | 1.8 | 14-0 | 42 | 38 | 2 | 8 | 54 | 2.2 |
| TOTAL | | 44-13 | 765/17.4 | 56-176 | .318 | 23-80 | .288 | 9-16 | .563 | 6 | 80 | 86 | 2.0 | 41-0 | 93 | 90 | 2 | 21 | 144 | 3.3 |



13 DALLASWALTON

Grad / 7-0 / 230 / C / Arvada, COLO.

8.0 PPG | 5.0 RPG | 1.6 BPG | 52.4% FG | 25.1 MPG

SEASON/CAREER HIGHS

POINTS
 Career: 22, vs. Washington (12/20/20)
 Season: 17, at Virginia Tech (12/4/21)

REBOUNDS
 Career: 10, vs. LSU (11/27/21)
 Season: 10, vs. LSU (11/27/21)

FIELD GOALS
 Career: 7, 2x - last at Virginia Tech (12/4/21)
 Season: 7, at Virginia Tech (12/4/21)

FIELD GOAL ATTEMPTS
 Career: 13 vs. Washington (1/20/18)
 Season: 10, 2x - last vs. Charlotte (12/17/21)

3-POINTERS
 Career: 3, vs. Pittsburgh (2/2/22)
 Season: 3, vs. Pittsburgh (2/2/22)

3-POINT ATTEMPTS
 Career: 3, 6x - last vs. Pittsburgh (2/2/22)
 Season: 3, 6x - last vs. Pittsburgh (2/2/22)

FREE THROWS
 Career: 10, vs. Washington (1/20/18)
 Season: 7, vs. VMI (12/14/21)

FREE THROW ATTEMPTS
 Career: 10, vs. Washington (1/20/18)
 Season: 8, vs. VMI (12/14/21)

ASSISTS
 Career: 4, 2x - last vs. Syracuse (1/8/2022)
 Season: 4, vs. Syracuse (1/8/2022)

TURNOVERS
 Career: 3, 6x - last vs. Duke (1/12/22)
 Season: 3, 2x - last vs. Duke (1/12/21)

BLOCKS
 Career: 4, 4x - last vs. Syracuse (1/8/2022)
 Season: 4, 3x - last vs. Syracuse (1/8/2022)

STEALS
 Career: 3, 2x - last at Georgia Tech (1/19/22)
 Season: 3, at Georgia Tech (1/19/22)

MINUTES
 Career: 38, vs. Syracuse (1/8/2022)
 Season: 38, vs. Syracuse (1/8/2022)

2021-22 GAME-BY-GAME STATS

#13 WALTON, Dallas

| Opponent | Date | GS | MIN | Total | | 3-Pointers | | Free throws | | Rebounds | | | | PF | A | TO | BLK | STL | PTS | AVG |
|------------------|------------|----|------------------|---------------|-------------|--------------|-------------|--------------|-------------|-----------|------------|------------|------------|-----------|-----------|-----------|-----------|-----------|------------|------------|
| | | | | FG-FGA | PCT | 3FG-3FGA | PCT | FT-FTA | PCT | OFF | DEF | TOT | AVG | | | | | | | |
| William & Mary | 11/10/2021 | * | 22:03 | 3-7 | .429 | 0-3 | .000 | 0-0 | .000 | 0 | 4 | 4 | 4.0 | 3 | 0 | 1 | 4 | 1 | 6 | 6.0 |
| Western Caro. | 11/12/2021 | * | 17:08 | 0-4 | .000 | 0-1 | .000 | 0-3 | .000 | 1 | 3 | 4 | 4.0 | 3 | 0 | 3 | 0 | 0 | 0 | 3.0 |
| Charleston So. | 11/17/2021 | * | 15:57 | 4-6 | .667 | 1-3 | .333 | 2-6 | .333 | 0 | 5 | 5 | 4.3 | 1 | 0 | 1 | 2 | 1 | 11 | 5.7 |
| N.C. A&T | 11/20/2021 | * | 12:29 | 1-2 | .500 | 0-1 | .000 | 0-0 | .000 | 2 | 2 | 4 | 4.3 | 1 | 1 | 0 | 0 | 0 | 2 | 4.8 |
| Kennesaw St. | 11/23/2021 | * | 19:43 | 2-4 | .500 | 0-0 | .000 | 1-1 | 1.000 | 0 | 7 | 7 | 4.8 | 1 | 0 | 2 | 3 | 0 | 5 | 4.8 |
| vs Oregon St. | 11/26/2021 | * | 29:26 | 4-7 | .571 | 0-0 | .000 | 1-2 | .500 | 2 | 4 | 6 | 5.0 | 5 | 2 | 0 | 0 | 0 | 9 | 5.5 |
| vs LSU | 11/27/2021 | * | 32:54 | 2-8 | .250 | 1-3 | .333 | 1-2 | .500 | 3 | 7 | 10 | 5.7 | 2 | 0 | 0 | 2 | 0 | 6 | 5.6 |
| Northwestern | 11/30/2021 | * | 33:03 | 3-8 | .375 | 1-3 | .333 | 0-0 | .000 | 0 | 4 | 4 | 5.5 | 3 | 3 | 2 | 2 | 0 | 7 | 5.8 |
| at Virginia Tech | 12/04/2021 | * | 30:58 | 7-10 | .700 | 1-3 | .333 | 2-2 | 1.000 | 0 | 2 | 2 | 5.1 | 3 | 1 | 1 | 0 | 1 | 17 | 7.0 |
| USC Upstate | 12/11/2021 | * | 24:51 | 6-8 | .750 | 1-1 | 1.000 | 1-2 | .500 | 0 | 5 | 5 | 5.1 | 0 | 2 | 1 | 4 | 0 | 14 | 7.7 |
| VMI | 12/14/2021 | * | 32:15 | 0-4 | .000 | 0-2 | .000 | 7-8 | .875 | 2 | 7 | 9 | 5.5 | 2 | 1 | 2 | 1 | 1 | 7 | 7.6 |
| vs Charlotte | 12/17/2021 | * | 30:11 | 6-10 | .600 | 0-1 | .000 | 2-2 | 1.000 | 0 | 3 | 3 | 5.3 | 1 | 2 | 1 | 0 | 0 | 14 | 8.2 |
| at Louisville | 12/29/2021 | * | 24:49 | 3-9 | .333 | 0-2 | .000 | 0-0 | .000 | 2 | 5 | 7 | 5.4 | 4 | 0 | 0 | 1 | 1 | 6 | 8.0 |
| at Miami (FL) | 01/01/2022 | * | 27:58 | 5-6 | .833 | 1-1 | 1.000 | 2-2 | 1.000 | 0 | 4 | 4 | 5.3 | 2 | 1 | 0 | 0 | 0 | 13 | 8.4 |
| Florida St. | 01/04/2022 | * | 17:22 | 1-3 | .333 | 0-1 | .000 | 3-4 | .750 | 1 | 4 | 5 | 5.3 | 4 | 1 | 2 | 3 | 0 | 5 | 8.1 |
| Syracuse | 01/08/2022 | * | 38:20 | 3-5 | .600 | 0-1 | .000 | 3-4 | .750 | 1 | 3 | 4 | 5.2 | 2 | 4 | 0 | 4 | 1 | 9 | 8.2 |
| Duke | 01/12/2022 | * | 35:40 | 2-7 | .286 | 0-2 | .000 | 0-1 | .000 | 1 | 7 | 8 | 5.4 | 2 | 0 | 3 | 1 | 0 | 4 | 7.9 |
| at Virginia | 01/15/2022 | * | 31:14 | 3-7 | .429 | 0-1 | .000 | 1-2 | .500 | 1 | 4 | 5 | 5.3 | 0 | 1 | 1 | 2 | 0 | 7 | 7.9 |
| at Georgia Tech | 01/19/2022 | * | 21:36 | 5-7 | .714 | 0-0 | .000 | 1-1 | 1.000 | 1 | 2 | 3 | 5.2 | 2 | 1 | 1 | 1 | 3 | 11 | 8.1 |
| North Carolina | 01/22/2022 | * | 13:06 | 0-2 | .000 | 0-2 | .000 | 0-0 | .000 | 0 | 2 | 2 | 5.1 | 3 | 0 | 0 | 1 | 0 | 0 | 7.7 |
| Boston College | 01/24/2022 | * | 25:45 | 2-3 | .667 | 0-1 | .000 | 6-7 | .857 | 2 | 5 | 7 | 5.1 | 1 | 2 | 0 | 3 | 0 | 10 | 7.8 |
| at Syracuse | 01/29/2022 | * | 20:25 | 3-4 | .750 | 0-0 | .000 | 2-3 | .667 | 1 | 3 | 4 | 5.1 | 3 | 1 | 2 | 1 | 0 | 8 | 7.8 |
| Pittsburgh | 02/02/2022 | * | 27:51 | 6-6 | 1.000 | 3-3 | 1.000 | 1-2 | .500 | 1 | 2 | 3 | 5.0 | 4 | 2 | 2 | 1 | 0 | 16 | 8.1 |
| at Florida St. | 02/05/2022 | * | 24:24 | 1-1 | 1.000 | 0-0 | .000 | 1-2 | .500 | 0 | 5 | 5 | 5.0 | 3 | 0 | 2 | 1 | 1 | 3 | 7.9 |
| at NC State | 02/09/2022 | * | 17:34 | 4-7 | .571 | 1-1 | 1.000 | 0-0 | .000 | 0 | 5 | 5 | 5.0 | 3 | 0 | 0 | 2 | 0 | 9 | 8.0 |
| Totals | | | 25 627:02 | 76-145 | .524 | 10-36 | .278 | 37-56 | .661 | 21 | 104 | 125 | 5.0 | 58 | 25 | 27 | 39 | 10 | 199 | 8.0 |

Player Averages

| Games Played | Minutes/game | Points/game | FG Pct | 3FG Pct | FT Pct | Rebounds/game | Assists/game | Turnovers/game | Assist/Turnover ratio | Steals/game | Blocks/game |
|--------------|--------------|-------------|--------|---------|--------|---------------|--------------|----------------|-----------------------|-------------|-------------|
| 25 | 25.1 | 8.0 | 52.4 | 27.8 | 66.1 | 5.0 | 1.0 | 1.1 | 0.9 | 0.4 | 1.6 |

WALTON, Dallas

| SEASON | TEAM | GP-GS | MIN/AVG | Field Goals | | 3-Point | | F-Throws | | Rebounds | | | | Scoring | | | | | | |
|-----------------------|------|---------------|------------------|----------------|-------------|--------------|-------------|----------------|-------------|-----------|------------|------------|------------|--------------|-----------|-----------|-----------|-----------|------------|------------|
| | | | | FG-FGA | FG% | 3FG-3FGA | 3FG% | FT-FTA | FT% | OFF | DEF | TOT | AVG | PF-FO | A | TO | BLK | STL | PTS | AVG |
| 2017-18 | CU | 30-25 | 557/18.6 | 70-152 | .461 | 5-13 | .385 | 26-37 | .703 | 27 | 75 | 102 | 3.4 | 59-1 | 21 | 28 | 34 | 7 | 171 | 5.7 |
| 2019-20 | CU | 28-0 | 170/6.1 | 17-41 | .415 | 2-7 | .286 | 9-11 | .818 | 14 | 18 | 32 | 1.1 | 22-0 | 10 | 10 | 5 | 4 | 45 | 1.6 |
| 2020-21 | CU | 26-23 | 388/14.9 | 55-100 | .550 | 9-19 | .474 | 49-58 | .845 | 21 | 52 | 73 | 2.8 | 59-1 | 13 | 23 | 17 | 12 | 168 | 6.5 |
| 2021-22 | Wake | 25-25 | 627/25.1 | 76-145 | .524 | 10-36 | .278 | 37-56 | .661 | 21 | 104 | 125 | 5.0 | 58-1 | 25 | 27 | 39 | 10 | 199 | 8.0 |
| TOTAL FOR Wake | | 25-25 | 627/25.1 | 76-145 | .524 | 10-36 | .278 | 37-56 | .661 | 21 | 104 | 125 | 5.0 | 58-1 | 25 | 27 | 39 | 10 | 199 | 8.0 |
| TOTAL | | 109-73 | 1742/16.0 | 218-438 | .498 | 26-75 | .347 | 121-162 | .747 | 83 | 249 | 332 | 3.0 | 198-3 | 69 | 88 | 95 | 33 | 583 | 5.3 |



20 KHADIMSY

GRAD / 6-10 / 240 / F / DAKAR SENEGAL

6.3 PPG | 4.2 RPG | 0.6 BPG | 54.8% FG | 20.4 MPG

SEASON/CAREER HIGHS

POINTS
 Career: 20, vs. Southeastern Louisiana (12/21/19)
 Season: 16, vs. Florida State (1/4/22)

REBOUNDS
 Career: 10, 2x - last vs. Florida State (1/4/22)
 Season: 10, vs. Florida State (1/4/22)

FIELD GOALS
 Career: 7, 2x - last vs. Mississippi State (2/11/20)
 Season: 6, 2x - last at NC State (2/9/22)

FIELD GOAL ATTEMPTS
 Career: 12, 2x - last at Georgia (2/25/20)
 Season: 10, vs. Syracuse (1/8/2022)

3-POINTERS
 Career: 3 vs. Auburn (1/6/21)
 Season: 2, 4x - last vs. Pittsburgh (2/2/22)

3-POINT ATTEMPTS
 Career: 7, vs. Syracuse (1/8/2022)
 Season: 7, vs. Syracuse (1/8/2022)

FREE THROWS
 Career: 6 vs. Arkansas (1/11/20)
 Season: 3, vs. Florida State (1/4/22)

FREE THROW ATTEMPTS
 Career: 7 vs. Charleston Southern (12/20/16)
 Season: 4, 2x - last vs. Florida State (1/4/22)

ASSISTS
 Career: 3 vs. Butler (12/3/19)
 Season: 2, 2x - last vs. Charlotte (12/17/21)

TURNOVERS
 Career: 5 vs. Alabama (2/22/20)
 Season: 3, at Georgia Tech (1/19/22)

BLOCKS
 Career: 3, 3x - last at Mississippi State (3/7/20)
 Season: 2, 3x - last vs. Pittsburgh (2/2/22)

STEALS
 Career: 2, 6x - last vs. William & Mary (11/10/21)
 Season: 2, vs. William & Mary (11/10/21)

MINUTES
 Career: 37, vs. Auburn (1/28/20)
 Season: 31, vs. Syracuse (1/8/2022)

2021-22 GAME-BY-GAME STATS

#20 SY, Khadim

| Opponent | Date | GS | MIN | Total | | 3-Pointers | | Free throws | | Rebounds | | | | PF | A | TO | BLK | STL | PTS | AVG |
|------------------|------------|----|-----------------|---------------|-------------|--------------|-------------|--------------|-------------|-----------|-----------|------------|------------|-----------|-----------|-----------|-----------|-----------|------------|------------|
| | | | | FG-FGA | PCT | 3FG-3FGA | PCT | FT-FTA | PCT | OFF | DEF | TOT | AVG | | | | | | | |
| William & Mary | 11/10/2021 | | 23:45 | 3-5 | .600 | 1-1 | 1.000 | 0-1 | .000 | 2 | 4 | 6 | 6.0 | 1 | 0 | 1 | 0 | 2 | 7 | 7.0 |
| Western Caro. | 11/12/2021 | | 19:34 | 2-7 | .286 | 0-1 | .000 | 2-2 | 1.000 | 2 | 4 | 6 | 6.0 | 5 | 0 | 1 | 2 | 1 | 6 | 6.5 |
| Charleston So. | 11/17/2021 | | 15:03 | 4-5 | .800 | 2-2 | 1.000 | 2-2 | 1.000 | 0 | 5 | 5 | 5.7 | 3 | 0 | 0 | 0 | 0 | 12 | 8.3 |
| N.C. A&T | 11/20/2021 | | 14:25 | 0-3 | .000 | 0-3 | .000 | 2-4 | .500 | 0 | 6 | 6 | 5.8 | 1 | 0 | 0 | 0 | 0 | 2 | 6.8 |
| Kennesaw St. | 11/23/2021 | | 17:13 | 5-7 | .714 | 1-1 | 1.000 | 1-2 | .500 | 1 | 2 | 3 | 5.2 | 2 | 0 | 1 | 1 | 1 | 12 | 7.8 |
| vs Oregon St. | 11/26/2021 | | 03:39 | 0-2 | .000 | 0-1 | .000 | 0-0 | .000 | 0 | 0 | 0 | 4.3 | 0 | 0 | 1 | 1 | 0 | 0 | 6.5 |
| vs LSU | 11/27/2021 | | 14:21 | 1-2 | .500 | 1-1 | 1.000 | 0-0 | .000 | 3 | 0 | 3 | 4.1 | 0 | 2 | 2 | 0 | 0 | 3 | 6.0 |
| Northwestern | 11/30/2021 | | 12:43 | 1-3 | .333 | 0-1 | .000 | 1-3 | .333 | 0 | 2 | 2 | 3.9 | 4 | 1 | 2 | 0 | 1 | 3 | 5.6 |
| at Virginia Tech | 12/04/2021 | | 20:45 | 3-3 | 1.000 | 0-0 | .000 | 1-2 | .500 | 0 | 0 | 0 | 3.4 | 0 | 0 | 1 | 1 | 1 | 7 | 5.8 |
| USC Upstate | 12/11/2021 | | 25:03 | 3-7 | .429 | 1-3 | .333 | 0-0 | .000 | 2 | 4 | 6 | 3.7 | 2 | 1 | 2 | 1 | 0 | 7 | 5.9 |
| VMI | 12/14/2021 | * | 25:36 | 2-5 | .400 | 0-2 | .000 | 0-0 | .000 | 3 | 5 | 8 | 4.1 | 4 | 0 | 1 | 2 | 0 | 4 | 5.7 |
| vs Charlotte | 12/17/2021 | * | 28:17 | 3-6 | .500 | 0-0 | .000 | 0-0 | .000 | 0 | 2 | 2 | 3.9 | 3 | 2 | 1 | 1 | 0 | 6 | 5.8 |
| at Louisville | 12/29/2021 | | 28:10 | 2-6 | .333 | 1-3 | .333 | 1-2 | .500 | 2 | 4 | 6 | 4.1 | 3 | 1 | 1 | 1 | 0 | 6 | 5.8 |
| at Miami (FL) | 01/01/2022 | | 11:43 | 5-6 | .833 | 0-1 | .000 | 0-0 | .000 | 1 | 4 | 5 | 4.1 | 3 | 0 | 1 | 0 | 0 | 10 | 6.1 |
| Florida St. | 01/04/2022 | | 30:40 | 6-7 | .857 | 1-2 | .500 | 3-4 | .750 | 2 | 8 | 10 | 4.5 | 2 | 0 | 2 | 0 | 1 | 16 | 6.7 |
| Syracuse | 01/08/2022 | | 31:09 | 5-10 | .500 | 2-7 | .286 | 1-2 | .500 | 1 | 3 | 4 | 4.5 | 3 | 0 | 2 | 0 | 0 | 13 | 7.1 |
| Duke | 01/12/2022 | | 28:58 | 3-6 | .500 | 0-2 | .000 | 0-0 | .000 | 1 | 2 | 3 | 4.4 | 3 | 0 | 1 | 0 | 0 | 6 | 7.1 |
| at Virginia | 01/15/2022 | | 21:06 | 1-2 | .500 | 1-1 | 1.000 | 0-0 | .000 | 1 | 2 | 3 | 4.3 | 2 | 0 | 0 | 0 | 1 | 3 | 6.8 |
| at Georgia Tech | 01/19/2022 | | 22:08 | 0-3 | .000 | 0-3 | .000 | 0-0 | .000 | 0 | 5 | 5 | 4.4 | 3 | 0 | 3 | 0 | 1 | 0 | 6.5 |
| North Carolina | 01/22/2022 | | 13:48 | 0-2 | .000 | 0-1 | .000 | 0-0 | .000 | 0 | 2 | 2 | 4.3 | 2 | 1 | 0 | 1 | 0 | 0 | 6.2 |
| Boston College | 01/24/2022 | | 22:11 | 4-4 | 1.000 | 2-2 | 1.000 | 0-0 | .000 | 1 | 4 | 5 | 4.3 | 5 | 0 | 2 | 1 | 0 | 10 | 6.3 |
| at Syracuse | 01/29/2022 | | 13:54 | 0-1 | .000 | 0-0 | .000 | 0-0 | .000 | 1 | 1 | 2 | 4.2 | 3 | 1 | 1 | 0 | 1 | 0 | 6.0 |
| Pittsburgh | 02/02/2022 | | 18:33 | 3-3 | 1.000 | 2-2 | 1.000 | 1-1 | 1.000 | 0 | 1 | 1 | 4.0 | 2 | 1 | 0 | 2 | 1 | 9 | 6.2 |
| at Florida St. | 02/05/2022 | | 18:19 | 1-3 | .333 | 0-0 | .000 | 0-3 | .000 | 1 | 5 | 6 | 4.1 | 1 | 0 | 1 | 0 | 1 | 2 | 6.0 |
| at NC State | 02/09/2022 | | 28:10 | 6-7 | .857 | 1-2 | .500 | 0-0 | .000 | 2 | 4 | 6 | 4.2 | 4 | 0 | 1 | 1 | 0 | 13 | 6.3 |
| Totals | | | 2 509:12 | 63-115 | .548 | 16-42 | .381 | 15-28 | .536 | 26 | 79 | 105 | 4.2 | 61 | 10 | 28 | 15 | 12 | 157 | 6.3 |

Player Averages

| Games Played | Minutes/game | Points/game | FG Pct | 3FG Pct | FT Pct | Rebounds/game | Assists/game | Turnovers/game | Assist/Turnover ratio | Steals/game | Blocks/game |
|--------------|--------------|-------------|--------|---------|--------|---------------|--------------|----------------|-----------------------|-------------|-------------|
| 25 | 20.4 | 6.3 | 54.8 | 38.1 | 53.6 | 4.2 | 0.4 | 1.1 | 0.4 | 0.5 | 0.6 |

SY, Khadim

| SEASON | TEAM | GP-GS | MIN/AVG | Field Goals | | 3-Point | | F-Throws | | Rebounds | | | | Scoring | | | | | | |
|-----------------------|------|--------------|------------------|----------------|-------------|--------------|-------------|---------------|-------------|-----------|------------|------------|------------|---------------|-----------|-----------|-----------|-----------|------------|------------|
| | | | | FG-FGA | FG% | 3FG-3FGA | 3FG% | FT-FTA | FT% | OFF | DEF | TOT | AVG | PF-FO | A | TO | BLK | STL | PTS | AVG |
| 2019-20 | OM | 31-29 | 732/23.6 | 106-202 | .525 | 7-26 | .269 | 61-84 | .726 | 47 | 123 | 170 | 5.5 | 112-9 | 23 | 52 | 25 | 21 | 280 | 9.0 |
| 2020-21 | OM | 14-2 | 155/11.1 | 18-44 | .409 | 5-17 | .294 | 2-2 | 1.000 | 10 | 16 | 26 | 1.9 | 16-0 | 4 | 8 | 4 | 6 | 43 | 3.1 |
| 2021-22 | Wake | 25-2 | 509/20.4 | 63-115 | .548 | 16-42 | .381 | 15-28 | .536 | 26 | 79 | 105 | 4.2 | 61-2 | 10 | 28 | 15 | 12 | 157 | 6.3 |
| TOTAL FOR Wake | | 25-2 | 509/20.4 | 63-115 | .548 | 16-42 | .381 | 15-28 | .536 | 26 | 79 | 105 | 4.2 | 61-2 | 10 | 28 | 15 | 12 | 157 | 6.3 |
| TOTAL | | 70-33 | 1396/19.9 | 187-361 | .518 | 28-85 | .329 | 78-114 | .684 | 83 | 218 | 301 | 4.3 | 189-11 | 37 | 88 | 44 | 39 | 480 | 6.9 |



23 LUCASTAYLOR

FRESHMAN / 6-5 / 195 / G / WAKE FOREST, N.C.

0.1 PPG | 0.2 APG | 0.2 SPG | 0.0 % FG | 3.4 MPG

SEASON/CAREER HIGHS

POINTS
 Career: 1, vs. USC-Upstate (12/11/21)
 Season: 1, vs. USC-Upstate (12/11/21)

REBOUNDS
 Career: 1, vs. Boston College (1/24/22)
 Season: 1, vs. Boston College (1/24/22)

FIELD GOALS
 Career: N/a
 Season: N/a

FIELD GOAL ATTEMPTS
 Career: 2, 2x - last vs. USC-Upstate (12/11/21)
 Season: 2, 2x - last vs. USC-Upstate (12/11/21)

3-POINTERS
 Career: N/a
 Season: N/a

3-POINT ATTEMPTS
 Career: 2, vs. USC-Upstate (12/11/21)
 Season: 2, vs. USC-Upstate (12/11/21)

FREE THROWS
 Career: 1, vs. USC-Upstate (12/11/21)
 Season: 1, vs. USC-Upstate (12/11/21)

FREE THROW ATTEMPTS
 Career: 2, vs. USC-Upstate (12/11/21)
 Season: 2, vs. USC-Upstate (12/11/21)

ASSISTS
 Career: 1, 2x - last vs. North Carolina (1/22/22)
 Season: 1, 2x - last vs. North Carolina (1/22/22)

TURNOVERS
 Career: 2 vs. North Carolina A&T (11/20/21)
 Season: 2 vs. North Carolina A&T (11/20/21)

BLOCKS
 Career: N/a
 Season: N/a

STEALS
 Career: 2 vs. North Carolina A&T (11/20/21)
 Season: 2 vs. North Carolina A&T (11/20/21)

MINUTES
 Career: 11 vs. Charleston Southern (11/17/21)
 Season: 11 vs. Charleston Southern (11/17/21)

2021-22 GAME-BY-GAME STATS

#23 TAYLOR, Lucas

| Opponent | Date | GS | MIN | Total | | 3-Pointers | | Free throws | | Rebounds | | | | PF | A | TO | BLK | STL | PTS | AVG |
|----------------|------------|----------|--------------|------------|-------------|------------|-------------|-------------|-------------|----------|----------|----------|------------|----------|----------|----------|----------|----------|----------|------------|
| | | | | FG-FGA | PCT | 3FG-3FGA | PCT | FT-FTA | PCT | OFF | DEF | TOT | AVG | | | | | | | |
| William & Mary | 11/10/2021 | | 02:16 | 0-1 | .000 | 0-1 | .000 | 0-0 | .000 | 0 | 0 | 0 | 0.0 | 0 | 0 | 0 | 0 | 0 | 0 | 0.0 |
| Charleston So. | 11/17/2021 | | 11:52 | 0-2 | .000 | 0-0 | .000 | 0-0 | .000 | 0 | 0 | 0 | 0.0 | 0 | 0 | 0 | 1 | 0 | 0.0 | |
| N.C. A&T | 11/20/2021 | | 06:18 | 0-0 | .000 | 0-0 | .000 | 0-0 | .000 | 0 | 0 | 0 | 0.0 | 0 | 0 | 2 | 0 | 2 | 0 | 0.0 |
| Kennesaw St. | 11/23/2021 | | 03:08 | 0-0 | .000 | 0-0 | .000 | 0-0 | .000 | 0 | 0 | 0 | 0.0 | 0 | 1 | 0 | 0 | 0 | 0.0 | |
| vs LSU | 11/27/2021 | | 02:57 | 0-1 | .000 | 0-1 | .000 | 0-0 | .000 | 0 | 0 | 0 | 0.0 | 1 | 0 | 0 | 0 | 0 | 0.0 | |
| USC Upstate | 12/11/2021 | | 03:07 | 0-2 | .000 | 0-2 | .000 | 1-2 | .500 | 0 | 0 | 0 | 0.0 | 0 | 0 | 0 | 0 | 0 | 1 | 0.2 |
| vs Charlotte | 12/17/2021 | | 00:38 | 0-0 | .000 | 0-0 | .000 | 0-0 | .000 | 0 | 0 | 0 | 0.0 | 0 | 0 | 0 | 0 | 0 | 0 | 0.1 |
| at Miami (FL) | 01/01/2022 | | 02:09 | 0-0 | .000 | 0-0 | .000 | 0-0 | .000 | 0 | 0 | 0 | 0.0 | 0 | 1 | 0 | 0 | 0 | 0 | 0.1 |
| Florida St. | 01/04/2022 | | 01:29 | 0-1 | .000 | 0-0 | .000 | 0-0 | .000 | 0 | 0 | 0 | 0.0 | 1 | 0 | 0 | 0 | 0 | 0 | 0.1 |
| North Carolina | 01/22/2022 | | 02:31 | 0-0 | .000 | 0-0 | .000 | 0-0 | .000 | 0 | 0 | 0 | 0.0 | 0 | 1 | 0 | 0 | 0 | 0 | 0.1 |
| Boston College | 01/24/2022 | | 04:06 | 0-1 | .000 | 0-0 | .000 | 0-0 | .000 | 0 | 1 | 1 | 0.1 | 0 | 0 | 0 | 0 | 0 | 0 | 0.1 |
| at Syracuse | 01/29/2022 | | 02:06 | 0-0 | .000 | 0-0 | .000 | 0-0 | .000 | 0 | 0 | 0 | 0.1 | 0 | 0 | 0 | 0 | 0 | 0 | 0.1 |
| Pittsburgh | 02/02/2022 | | 01:10 | 0-0 | .000 | 0-0 | .000 | 0-0 | .000 | 0 | 0 | 0 | 0.1 | 0 | 0 | 0 | 0 | 0 | 0 | 0.1 |
| Totals | | 0 | 43:47 | 0-8 | .000 | 0-4 | .000 | 1-2 | .500 | 0 | 1 | 1 | 0.1 | 2 | 2 | 3 | 0 | 3 | 1 | 0.1 |

Player Averages

| Games Played | Minutes/game | Points/game | FG Pct | 3FG Pct | FT Pct | Rebounds/game | Assists/game | Turnovers/game | Assist/Turnover ratio | Steals/game | Blocks/game |
|--------------|--------------|-------------|--------|---------|--------|---------------|--------------|----------------|-----------------------|-------------|-------------|
| 13 | 3.4 | 0.1 | 0.0 | 0.0 | 50.0 | 0.1 | 0.2 | 0.2 | 0.7 | 0.2 | 0.0 |

TAYLOR, Lucas

| SEASON | TEAM | GP-GS | MIN/AVG | Field Goals | | 3-Point | | F-Throws | | Rebounds | | | | Scoring | | | | | | |
|--------------|------|-------------|---------------|-------------|-------------|------------|-------------|------------|-------------|----------|----------|----------|------------|------------|----------|----------|----------|----------|----------|------------|
| | | | | FG-FGA | FG% | 3FG-3FGA | 3FG% | FT-FTA | FT% | OFF | DEF | TOT | AVG | PF-FO | A | TO | BLK | STL | PTS | AVG |
| 2021-22 | Wake | 13-0 | 44/3.4 | 0-8 | .000 | 0-4 | .000 | 1-2 | .500 | 0 | 1 | 1 | 0.1 | 2-0 | 2 | 3 | 0 | 3 | 1 | 0.1 |
| TOTAL | | 13-0 | 44/3.4 | 0-8 | .000 | 0-4 | .000 | 1-2 | .500 | 0 | 1 | 1 | 0.1 | 2-0 | 2 | 3 | 0 | 3 | 1 | 0.1 |



25 ROBERT MCCRAY

FRESHMAN / 6-4 / 185 / G / COLUMBIA S.C.

1.9 PPG | 0.2 APG | 0.6 RPG | 56.3% FG | 4.4 MPG

SEASON/CAREER HIGHS

POINTS

Career: 8 vs. North Carolina A&T (11/20/21)
 Season: 8 vs. North Carolina A&T (11/20/21)

REBOUNDS

Career: 2 vs. Charleston Southern (11/17/21)
 Season: 2 vs. Charleston Southern (11/17/21)

FIELD GOALS

Career: 3 vs. North Carolina A&T (11/20/21)
 Season: 3 vs. North Carolina A&T (11/20/21)

FIELD GOAL ATTEMPTS

Career: 4, 2x - last vs. North Carolina A&T (11/20/21)
 Season: 4, 2x - last vs. North Carolina A&T (11/20/21)

3-POINTERS

Career: 2 vs. North Carolina A&T (11/20/21)
 Season: 2 vs. North Carolina A&T (11/20/21)

3-POINT ATTEMPTS

Career: 3 vs. North Carolina A&T (11/20/21)
 Season: 3 vs. North Carolina A&T (11/20/21)

FREE THROWS

Career: 1 vs. William & Mary (11/10/21)
 Season: 1 vs. William & Mary (11/10/21)

FREE THROW ATTEMPTS

Career: 2 vs. William & Mary (11/10/21)
 Season: 2 vs. William & Mary (11/10/21)

ASSISTS

Career: 1, 3x - last at Syracuse (1/29/22)
 Season: 1, 3x - last at Syracuse (1/29/22)

TURNOVERS

Career: 1, 3x - last vs. LSU (11/27/21)
 Season: 1, 3x - last vs. LSU (11/27/21)

BLOCKS

Career: N/a
 Season: N/a

STEALS

Career: 1, 2x - last vs. LSU (11/27/21)
 Season: 1, 2x - last vs. LSU (11/27/21)

MINUTES

Career: 11 vs. Charleston Southern (11/17/21)
 Season: 11 vs. Charleston Southern (11/17/21)

2021-22 GAME-BY-GAME STATS

#25 MCCRAY, Robert

| Opponent | Date | GS | MIN | Total | | 3-Pointers | | Free throws | | Rebounds | | | | PF | A | TO | BLK | STL | PTS | AVG |
|----------------|------------|----------|--------------|-------------|-------------|------------|-------------|-------------|-------------|----------|----------|----------|------------|----------|----------|----------|----------|----------|-----------|------------|
| | | | | FG-FGA | PCT | 3FG-3FGA | PCT | FT-FTA | PCT | OFF | DEF | TOT | AVG | | | | | | | |
| William & Mary | 11/10/2021 | | 02:16 | 0-0 | .000 | 0-0 | .000 | 1-2 | .500 | 1 | 0 | 1 | 1.0 | 0 | 0 | 1 | 0 | 0 | 1 | 1.0 |
| Charleston So. | 11/17/2021 | | 11:59 | 0-4 | .000 | 0-2 | .000 | 0-0 | .000 | 0 | 2 | 2 | 1.5 | 0 | 1 | 0 | 0 | 1 | 0 | 0.5 |
| N.C. A&T | 11/20/2021 | | 10:21 | 3-4 | .750 | 2-3 | .667 | 0-0 | .000 | 0 | 1 | 1 | 1.3 | 1 | 0 | 1 | 0 | 0 | 8 | 3.0 |
| Kennesaw St. | 11/23/2021 | | 02:32 | 0-0 | .000 | 0-0 | .000 | 0-0 | .000 | 0 | 0 | 0 | 1.0 | 0 | 0 | 0 | 0 | 0 | 0 | 2.3 |
| vs Oregon St. | 11/26/2021 | | 02:28 | 0-0 | .000 | 0-0 | .000 | 0-0 | .000 | 0 | 0 | 0 | 0.8 | 0 | 0 | 0 | 0 | 0 | 0 | 1.8 |
| vs LSU | 11/27/2021 | | 09:05 | 1-2 | .500 | 1-2 | .500 | 0-0 | .000 | 1 | 0 | 1 | 0.8 | 1 | 1 | 1 | 0 | 1 | 3 | 2.0 |
| Florida St. | 01/04/2022 | | 01:29 | 1-1 | 1.000 | 0-0 | .000 | 0-0 | .000 | 0 | 1 | 1 | 0.9 | 0 | 0 | 0 | 0 | 0 | 2 | 2.0 |
| at Virginia | 01/15/2022 | | 02:41 | 0-0 | .000 | 0-0 | .000 | 0-0 | .000 | 0 | 0 | 0 | 0.8 | 1 | 0 | 0 | 0 | 0 | 0 | 1.8 |
| North Carolina | 01/22/2022 | | 02:31 | 0-0 | .000 | 0-0 | .000 | 0-0 | .000 | 1 | 0 | 1 | 0.8 | 0 | 0 | 0 | 0 | 0 | 0 | 1.6 |
| Boston College | 01/24/2022 | | 03:42 | 2-2 | 1.000 | 1-1 | 1.000 | 0-0 | .000 | 0 | 0 | 0 | 0.7 | 1 | 0 | 0 | 0 | 0 | 5 | 1.9 |
| at Syracuse | 01/29/2022 | | 02:30 | 1-2 | .500 | 0-1 | .000 | 0-0 | .000 | 0 | 0 | 0 | 0.6 | 1 | 1 | 0 | 0 | 0 | 2 | 1.9 |
| Pittsburgh | 02/02/2022 | | 01:10 | 1-1 | 1.000 | 0-0 | .000 | 0-0 | .000 | 0 | 0 | 0 | 0.6 | 0 | 0 | 0 | 0 | 0 | 2 | 1.9 |
| Totals | | 0 | 52:44 | 9-16 | .563 | 4-9 | .444 | 1-2 | .500 | 3 | 4 | 7 | 0.6 | 5 | 3 | 3 | 0 | 2 | 23 | 1.9 |

Player Averages

| Games Played | Minutes/game | Points/game | FG Pct | 3FG Pct | FT Pct | Rebounds/game | Assists/game | Turnovers/game | Assist/Turnover ratio | Steals/game | Blocks/game |
|--------------|--------------|-------------|--------|---------|--------|---------------|--------------|----------------|-----------------------|-------------|-------------|
| 12 | 4.4 | 1.9 | 56.3 | 44.4 | 50.0 | 0.6 | 0.3 | 0.3 | 1.0 | 0.2 | 0.0 |

MCCRAY, Robert

| SEASON | TEAM | GP-GS | MIN/AVG | Field Goals | | 3-Point | | F-Throws | | Rebounds | | | | Scoring | | | | | | |
|--------------|------|-------------|---------------|-------------|-------------|------------|-------------|------------|-------------|----------|----------|----------|------------|------------|----------|----------|----------|----------|-----------|------------|
| | | | | FG-FGA | FG% | 3FG-3FGA | 3FG% | FT-FTA | FT% | OFF | DEF | TOT | AVG | PF-FO | A | TO | BLK | STL | PTS | AVG |
| 2021-22 | Wake | 12-0 | 53/4.4 | 9-16 | .563 | 4-9 | .444 | 1-2 | .500 | 3 | 4 | 7 | 0.6 | 5-0 | 3 | 3 | 0 | 2 | 23 | 1.9 |
| TOTAL | | 12-0 | 53/4.4 | 9-16 | .563 | 4-9 | .444 | 1-2 | .500 | 3 | 4 | 7 | 0.6 | 5-0 | 3 | 3 | 0 | 2 | 23 | 1.9 |



30 DAMARI MONSANTO

R-SOPH. / 6-6 / 225 / G / PEMBROKE PINES, FLA.

6.4 PPG | 3.6 RPG | 0.6 SPG | 39.4% 3FG | 14.7 MPG

SEASON/CAREER HIGHS

POINTS
 Career: 24, 2x - last at Mercer (2/3/21)
 Season: 13, vs. North Carolina (1/22/22)

REBOUNDS
 Career: 14, vs. VMI (1/18/21)
 Season: 8, 2x - last at Florida State (2/5/22)

FIELD GOALS
 Career: 9, at Mercer (2/3/21)
 Season: 4, 2x - last at Syracuse (1/29/22)

FIELD GOAL ATTEMPTS
 Career: 16, vs. Chattanooga (2/6/21)
 Season: 11, vs. North Carolina (1/22/22)

3-POINTERS
 Career: 6, 3x - last at Wofford (2/1/21)
 Season: 4, at Syracuse (1/29/22)

3-POINT ATTEMPTS
 Career: 10, 2x - last vs. Chattanooga (2/6/21)
 Season: 9, vs. North Carolina (1/22/22)

FREE THROWS
 Career: 7, vs. Chattanooga (3/6/21)
 Season: 2, vs. North Carolina (1/22/22)

FREE THROW ATTEMPTS
 Career: 8, vs. Chattanooga (3/6/21)
 Season: 2, vs. North Carolina (1/22/22)

ASSISTS
 Career: 2, 7x - last vs. Pittsburgh (2/2/22)
 Season: 2, vs. Pittsburgh (2/2/22)

TURNOVERS
 Career: 3, 7x - last at Florida State (2/5/22)
 Season: 3, 2x - last at Florida State (2/5/22)

BLOCKS
 Career: 2, 2x - last at Georgia Tech (1/19/22)
 Season: 2, at Georgia Tech (1/19/22)

STEALS
 Career: 4, vs. Austin Peay (11/26/20)
 Season: 2, vs. North Carolina (1/22/22)

MINUTES
 Career: 36, 2x - last vs. UNCG (2/27/21)
 Season: 20, at Syracuse (1/29/22)

2021-22 GAME-BY-GAME STATS

#30 MONSANTO, Damari

| Opponent | Date | GS | MIN | Total | | 3-Pointers | | Free throws | | Rebounds | | | | PF | A | TO | BLK | STL | PTS | AVG |
|-----------------|------------|----------|---------------|--------------|-------------|--------------|-------------|-------------|--------------|----------|-----------|-----------|------------|-----------|----------|----------|----------|----------|-----------|------------|
| | | | | FG-FGA | PCT | 3FG-3FGA | PCT | FT-FTA | PCT | OFF | DEF | TOT | AVG | | | | | | | |
| at Georgia Tech | 01/19/2022 | | 11:41 | 2-5 | .400 | 2-5 | .400 | 0-0 | .000 | 0 | 8 | 8 | 8.0 | 1 | 0 | 2 | 0 | 6 | 6.0 | |
| North Carolina | 01/22/2022 | | 19:34 | 4-11 | .364 | 3-9 | .333 | 2-2 | 1.000 | 0 | 5 | 5 | 6.5 | 1 | 1 | 0 | 2 | 13 | 9.5 | |
| Boston College | 01/24/2022 | | 12:51 | 1-6 | .167 | 1-5 | .200 | 0-0 | .000 | 0 | 0 | 0 | 4.3 | 3 | 1 | 0 | 0 | 1 | 3 | 7.3 |
| at Syracuse | 01/29/2022 | | 20:30 | 4-6 | .667 | 4-6 | .667 | 0-0 | .000 | 1 | 2 | 3 | 4.0 | 2 | 0 | 3 | 0 | 0 | 12 | 8.5 |
| Pittsburgh | 02/02/2022 | | 12:28 | 1-3 | .333 | 0-1 | .000 | 0-0 | .000 | 0 | 0 | 0 | 3.2 | 1 | 2 | 1 | 0 | 0 | 2 | 7.2 |
| at Florida St. | 02/05/2022 | | 17:26 | 3-9 | .333 | 3-6 | .500 | 0-0 | .000 | 2 | 6 | 8 | 4.0 | 1 | 1 | 3 | 0 | 0 | 9 | 7.5 |
| at NC State | 02/09/2022 | | 07:53 | 0-1 | .000 | 0-1 | .000 | 0-0 | .000 | 0 | 1 | 1 | 3.6 | 3 | 0 | 0 | 0 | 1 | 0 | 6.4 |
| Totals | | 0 | 102:23 | 15-41 | .366 | 13-33 | .394 | 2-2 | 1.000 | 3 | 22 | 25 | 3.6 | 12 | 5 | 8 | 2 | 4 | 45 | 6.4 |

Player Averages

| Games Played | Minutes/game | Points/game | FG Pct | 3FG Pct | FT Pct | Rebounds/game | Assists/game | Turnovers/game | Assist/Turnover ratio | Steals/game | Blocks/game |
|--------------|--------------|-------------|--------|---------|--------|---------------|--------------|----------------|-----------------------|-------------|-------------|
| 7 | 14.6 | 6.4 | 36.6 | 39.4 | 100.0 | 3.6 | 0.7 | 1.1 | 0.6 | 0.6 | 0.3 |

2020-21 HIGHLIGHTS (Redshirt Freshman - ETSU)

- played in all 25 games with 20 starts for the Buccaneers, averaging 11.8 points and 7.3 rebounds in 27.4 minutes
- named the SoCon Freshman of the Year
- earned Third-Team All-Conference honors
- registered four double-doubles this season, along with having a stretch where he scored at least 20 points in five-straight games, becoming the first ETSU player to accomplish the feat since 2016
- during that five-game run from Jan. 23 -- Feb. 6, he averaged 22.4 points and 9.2 rebounds, while shooting 56 percent from the field (38-68) and 58 percent from three-point range (23-40)
- named the SoCon Player of the Week on Feb. 2
- named a finalist for the Kyle Macy award
- also earned All-District honors from Basketball Times, being named to the All-Freshman Second Team along with ACC counterparts Scottie Barnes (Florida State) and Day'Ron Sharpe (North Carolina)
- was among the freshman national leaders in three-pointers made (6th), rebounds per game (T9th) and total points (T21st) for the 2020-21 season among all active Division I freshmen

MONSANTO, Damari

| | | Field Goals | | 3-Point | | F-Throws | | Rebounds | | | | Scoring | | | | | | | | |
|-----------------------|------|--------------|-----------------|----------------|-------------|---------------|-------------|--------------|--------------|-----------|------------|------------|------------|-------------|-----------|-----------|----------|-----------|------------|-------------|
| SEASON | TEAM | GP-GS | MIN/AVG | FG-FGA | FG% | 3FG-3FGA | 3FG% | FT-FTA | FT% | OFF | DEF | TOT | AVG | PF-FO | A | TO | BLK | STL | PTS | AVG |
| 2020-21 | ETSU | 25-20 | 682/27.3 | 102-249 | .410 | 52-147 | .354 | 38-48 | .792 | 37 | 146 | 183 | 7.3 | 48-0 | 23 | 36 | 6 | 27 | 294 | 11.8 |
| 2021-22 | Wake | 7-0 | 102/14.6 | 15-41 | .366 | 13-33 | .394 | 2-2 | 1.000 | 3 | 22 | 25 | 3.6 | 12-0 | 5 | 8 | 2 | 4 | 45 | 6.4 |
| TOTAL FOR Wake | | 7-0 | 102/14.6 | 15-41 | .366 | 13-33 | .394 | 2-2 | 1.000 | 3 | 22 | 25 | 3.6 | 12-0 | 5 | 8 | 2 | 4 | 45 | 6.4 |
| TOTAL | | 32-20 | 784/24.5 | 117-290 | .403 | 65-180 | .361 | 40-50 | .800 | 40 | 168 | 208 | 6.5 | 60-0 | 28 | 44 | 8 | 31 | 339 | 10.6 |



31 ALONDES WILLIAMS

GRAD / 6-5 / 210 / G / MILWAUKEE, WIS.

19.6 PPG | 5.2 APG | 7.0 RPG | 52.9% FG | 34.1 MPG

SEASON/CAREER HIGHS

POINTS

Career: 36, vs. VMI (12/14/21)
Season: 36, vs. VMI (12/14/21)

REBOUNDS

Career: 14, vs. USC-Upstate (12/11/21)
Season: 14, vs. USC-Upstate (12/11/21)

FIELD GOALS

Career: 15, vs. Charlotte (12/17/21)
Season: 15, vs. Charlotte (12/17/21)

FIELD GOAL ATTEMPTS

Career: 23, vs. Charlotte (12/17/21)
Season: 23, vs. Charlotte (12/17/21)

3-POINTERS

Career: 3, 4x - last vs. North Carolina (1/22/22)
Season: 3, 3x - last vs. North Carolina (1/22/22)

3-POINT ATTEMPTS

Career: 6, 2x - last at Louisville (12/29/21)
Season: 6, 2x - last at Louisville (12/29/21)

FREE THROWS

Career: 12, vs. VMI (12/14/21)
Season: 12, vs. VMI (12/14/21)

FREE THROW ATTEMPTS

Career: 14, vs. Oregon State (11/26/21)
Season: 14, vs. Oregon State (11/26/21)

ASSISTS

Career: 10, vs. USC-Upstate (12/11/21)
Season: 10, vs. USC-Upstate (12/11/21)

TURNOVERS

Career: 8, at Virginia (1/15/22)
Season: 8, at Virginia (1/15/22)

BLOCKS

Career: 3, 2x - last vs. North Carolina (1/22/22)
Season: 3, 2x - last vs. North Carolina (1/22/22)

STEALS

Career: 3, 2x - last vs. Western Carolina (11/12/21)
Season: 3, 2x - last vs. Western Carolina (11/12/21)

MINUTES

Career: 45, vs. Syracuse (1/8/2022)
Season: 45, vs. Syracuse (1/8/2022)

2021-22 GAME-BY-GAME STATS

#31 WILLIAMS, Alondes

| Opponent | Date | GS | MIN | Total | | 3-Pointers | | Free throws | | Rebounds | | | | PF | A | TO | BLK | STL | PTS | AVG |
|------------------|------------|----|------------------|----------------|-------------|--------------|-------------|---------------|-------------|-----------|------------|------------|------------|-----------|------------|-----------|-----------|-----------|------------|-------------|
| | | | | FG-FGA | PCT | 3FG-3FGA | PCT | FT-FTA | PCT | OFF | DEF | TOT | AVG | | | | | | | |
| William & Mary | 11/10/2021 | * | 26:49 | 9-12 | .750 | 1-3 | .333 | 3-3 | 1.000 | 1 | 2 | 3 | 3.0 | 1 | 3 | 1 | 1 | 3 | 22 | 22.0 |
| Western Caro. | 11/12/2021 | * | 40:00 | 13-18 | .722 | 0-3 | .000 | 6-10 | .600 | 2 | 6 | 8 | 5.5 | 2 | 4 | 1 | 0 | 3 | 32 | 27.0 |
| Charleston So. | 11/17/2021 | * | 23:50 | 4-8 | .500 | 0-0 | .000 | 2-2 | 1.000 | 1 | 4 | 5 | 5.3 | 1 | 5 | 1 | 0 | 1 | 10 | 21.3 |
| N.C. A&T | 11/20/2021 | * | 26:47 | 7-9 | .778 | 3-4 | .750 | 2-3 | .667 | 0 | 2 | 2 | 4.5 | 0 | 3 | 0 | 1 | 0 | 19 | 20.8 |
| Kennesaw St. | 11/23/2021 | * | 20:17 | 6-10 | .600 | 1-3 | .333 | 1-3 | .333 | 1 | 6 | 7 | 5.0 | 3 | 4 | 4 | 1 | 1 | 14 | 19.4 |
| vs Oregon St. | 11/26/2021 | * | 37:38 | 7-15 | .467 | 1-4 | .250 | 9-14 | .643 | 0 | 3 | 3 | 4.7 | 3 | 4 | 4 | 1 | 0 | 24 | 20.2 |
| vs LSU | 11/27/2021 | * | 35:13 | 5-14 | .357 | 1-4 | .250 | 3-4 | .750 | 3 | 5 | 8 | 5.1 | 2 | 3 | 5 | 1 | 2 | 14 | 19.3 |
| Northwestern | 11/30/2021 | * | 41:04 | 8-15 | .533 | 2-4 | .500 | 3-4 | .750 | 0 | 9 | 9 | 5.6 | 3 | 4 | 3 | 0 | 2 | 21 | 19.5 |
| at Virginia Tech | 12/04/2021 | * | 34:56 | 4-7 | .571 | 1-2 | .500 | 1-4 | .250 | 1 | 6 | 7 | 5.8 | 3 | 9 | 6 | 1 | 1 | 10 | 18.4 |
| USC Upstate | 12/11/2021 | * | 31:19 | 5-11 | .455 | 1-5 | .200 | 5-5 | 1.000 | 2 | 12 | 14 | 6.6 | 1 | 10 | 2 | 0 | 2 | 16 | 18.2 |
| VMI | 12/14/2021 | * | 39:53 | 11-20 | .550 | 2-6 | .333 | 12-13 | .923 | 1 | 4 | 5 | 6.5 | 2 | 3 | 1 | 0 | 1 | 36 | 19.8 |
| vs Charlotte | 12/17/2021 | * | 39:14 | 15-23 | .652 | 2-5 | .400 | 2-3 | .667 | 2 | 6 | 8 | 6.6 | 3 | 7 | 2 | 0 | 1 | 34 | 21.0 |
| at Louisville | 12/29/2021 | * | 30:49 | 4-14 | .286 | 1-6 | .167 | 6-7 | .857 | 2 | 2 | 4 | 6.4 | 4 | 7 | 2 | 0 | 0 | 15 | 20.5 |
| at Miami (FL) | 01/01/2022 | * | 29:31 | 6-14 | .429 | 2-6 | .333 | 1-3 | .333 | 3 | 3 | 6 | 6.4 | 3 | 7 | 3 | 1 | 2 | 15 | 20.1 |
| Florida St. | 01/04/2022 | * | 28:07 | 7-13 | .538 | 0-1 | .000 | 6-7 | .857 | 2 | 4 | 6 | 6.3 | 4 | 4 | 5 | 0 | 0 | 20 | 20.1 |
| Syracuse | 01/08/2022 | * | 45:00 | 9-15 | .600 | 3-6 | .500 | 4-8 | .500 | 3 | 9 | 12 | 6.7 | 1 | 4 | 6 | 0 | 1 | 25 | 20.4 |
| Duke | 01/12/2022 | * | 35:56 | 11-21 | .524 | 1-4 | .250 | 2-3 | .667 | 2 | 5 | 7 | 6.7 | 1 | 4 | 7 | 0 | 0 | 25 | 20.7 |
| at Virginia | 01/15/2022 | * | 35:02 | 5-12 | .417 | 0-3 | .000 | 4-4 | 1.000 | 5 | 3 | 8 | 6.8 | 3 | 4 | 8 | 0 | 1 | 14 | 20.3 |
| at Georgia Tech | 01/19/2022 | * | 36:40 | 8-13 | .615 | 1-5 | .200 | 2-2 | 1.000 | 0 | 7 | 7 | 6.8 | 2 | 9 | 4 | 3 | 1 | 19 | 20.3 |
| North Carolina | 01/22/2022 | * | 31:41 | 9-15 | .600 | 3-5 | .600 | 2-5 | .400 | 0 | 6 | 6 | 6.8 | 2 | 3 | 1 | 3 | 1 | 23 | 20.4 |
| Boston College | 01/24/2022 | * | 32:25 | 6-13 | .462 | 2-4 | .500 | 6-6 | 1.000 | 1 | 6 | 7 | 6.8 | 1 | 7 | 3 | 0 | 1 | 20 | 20.4 |
| at Syracuse | 01/29/2022 | * | 34:21 | 3-10 | .300 | 0-3 | .000 | 2-2 | 1.000 | 3 | 4 | 7 | 6.8 | 1 | 4 | 6 | 0 | 2 | 8 | 19.8 |
| Pittsburgh | 02/02/2022 | * | 38:50 | 4-11 | .364 | 1-4 | .250 | 6-10 | .600 | 1 | 9 | 10 | 6.9 | 0 | 9 | 4 | 0 | 1 | 15 | 19.6 |
| at Florida St. | 02/05/2022 | * | 39:06 | 9-21 | .429 | 1-5 | .200 | 4-5 | .800 | 3 | 5 | 8 | 7.0 | 2 | 4 | 7 | 0 | 2 | 23 | 19.8 |
| at NC State | 02/09/2022 | * | 37:52 | 7-10 | .700 | 2-4 | .500 | 1-4 | .250 | 1 | 9 | 10 | 7.1 | 1 | 7 | 3 | 0 | 1 | 17 | 19.6 |
| Totals | | | 25 852:20 | 182-344 | .529 | 32-99 | .323 | 95-134 | .709 | 40 | 137 | 177 | 7.1 | 49 | 132 | 89 | 13 | 30 | 491 | 19.6 |

Player Averages

| Games Played | Minutes/game | Points/game | FG Pct | 3FG Pct | FT Pct | Rebounds/game | Assists/game | Turnovers/game | Assist/Turnover ratio | Steals/game | Blocks/game |
|--------------|--------------|-------------|--------|---------|--------|---------------|--------------|----------------|-----------------------|-------------|-------------|
| 25 | 34.1 | 19.6 | 52.9 | 32.3 | 70.9 | 7.1 | 5.3 | 3.6 | 1.5 | 1.2 | 0.5 |

WILLIAMS, Alondes

| SEASON | TEAM | GP-GS | MIN/AVG | Field Goals | | 3-Point | | F-Throws | | Rebounds | | | | Scoring | | | | | | |
|-----------------------|------|--------------|------------------|----------------|-------------|---------------|-------------|----------------|-------------|-----------|------------|------------|------------|--------------|------------|------------|-----------|-----------|------------|-------------|
| | | | | FG-FGA | FG% | 3FG-3FGA | 3FG% | FT-FTA | FT% | OFF | DEF | TOT | AVG | PF-FO | A | TO | BLK | STL | PTS | AVG |
| 2019-20 | OU | 31-11 | 516/16.6 | 71-162 | .438 | 17-60 | .283 | 28-44 | .636 | 11 | 49 | 60 | 1.9 | 60-4 | 18 | 35 | 2 | 11 | 187 | 6.0 |
| 2020-21 | OU | 24-14 | 445/18.5 | 65-135 | .481 | 4-24 | .167 | 26-31 | .839 | 19 | 48 | 67 | 2.8 | 37-0 | 32 | 23 | 6 | 17 | 160 | 6.7 |
| 2021-22 | Wake | 25-25 | 852/34.1 | 182-344 | .529 | 32-99 | .323 | 95-134 | .709 | 40 | 137 | 177 | 7.1 | 49-0 | 132 | 89 | 13 | 30 | 491 | 19.6 |
| TOTAL FOR Wake | | 25-25 | 852/34.1 | 182-344 | .529 | 32-99 | .323 | 95-134 | .709 | 40 | 137 | 177 | 7.1 | 49-0 | 132 | 89 | 13 | 30 | 491 | 19.6 |
| TOTAL | | 80-50 | 1813/22.7 | 318-641 | .496 | 53-183 | .290 | 149-209 | .713 | 70 | 234 | 304 | 3.8 | 146-4 | 182 | 147 | 21 | 58 | 838 | 10.5 |



33 MATTHEW MARSH

FRESHMAN / 7-1 / 250 / C / CORNWALL, ENGLAND

2.8 PPG | 1.7 RPG | 0.3 SPG | 61.5% FG | 5.6 MPG

SEASON/CAREER HIGHS

POINTS

Career: 8 vs. North Carolina A&T (11/20/21)
Season: 8 vs. North Carolina A&T (11/20/21)

REBOUNDS

Career: 4, vs. North Carolina (1/22/22)
Season: 4, vs. North Carolina (1/22/22)

FIELD GOALS

Career: 3 vs. North Carolina A&T (11/20/21)
Season: 3 vs. North Carolina A&T (11/20/21)

FIELD GOAL ATTEMPTS

Career: 4 vs. North Carolina A&T (11/20/21)
Season: 4 vs. North Carolina A&T (11/20/21)

3-POINTERS

Career:
Season:

3-POINT ATTEMPTS

Career:
Season:

FREE THROWS

Career: 3, vs. North Carolina (1/22/22)
Season: 3, vs. North Carolina (1/22/22)

FREE THROW ATTEMPTS

Career: 4, 2x - last vs. North Carolina (1/22/22)
Season: 4, 2x - last vs. North Carolina (1/22/22)

ASSISTS

Career:
Season:

TURNOVERS

Career: 1, vs. Oregon State (11/26/21)
Season: 1, vs. Oregon State (11/26/21)

BLOCKS

Career: 1, vs. Boston College (1/24/22)
Season: 1, vs. Boston College (1/24/22)

STEALS

Career: 1, 3x - last vs. Oregon State (11/26/21)
Season: 1, 3x - last vs. Oregon State (11/26/21)

MINUTES

Career: 12 vs. North Carolina A&T (11/20/21)
Season: 12 vs. North Carolina A&T (11/20/21)

2021-22 GAME-BY-GAME STATS

#33 MARSH, Matthew

| Opponent | Date | GS | MIN | Total | | 3-Pointers | | Free throws | | Rebounds | | | | PF | A | TO | BLK | STL | PTS | AVG | |
|----------------|------------|----|----------|--------------|-------------|-------------|------------|-------------|-------------|-------------|----------|-----------|-----------|------------|----------|----------|----------|----------|----------|-----------|------------|
| | | | | FG-FGA | PCT | 3FG-3FGA | PCT | FT-FTA | PCT | OFF | DEF | TOT | AVG | | | | | | | | |
| N.C. A&T | 11/20/2021 | | 11:41 | 3-4 | .750 | 0-0 | .000 | 2-4 | .500 | 1 | 2 | 3 | 3.0 | 0 | 0 | 0 | 0 | 1 | 8 | 8.0 | |
| Kennesaw St. | 11/23/2021 | | 04:48 | 0-2 | .000 | 0-1 | .000 | 2-2 | 1.000 | 1 | 1 | 2 | 2.5 | 1 | 0 | 0 | 0 | 1 | 2 | 5.0 | |
| vs Oregon St. | 11/26/2021 | | 08:58 | 0-0 | .000 | 0-0 | .000 | 0-0 | .000 | 0 | 1 | 1 | 2.0 | 2 | 0 | 1 | 0 | 1 | 0 | 3.3 | |
| USC Upstate | 12/11/2021 | | 03:07 | 0-2 | .000 | 0-0 | .000 | 2-2 | 1.000 | 0 | 1 | 1 | 1.8 | 0 | 0 | 0 | 0 | 0 | 2 | 3.0 | |
| Florida St. | 01/04/2022 | | 01:29 | 0-0 | .000 | 0-0 | .000 | 0-0 | .000 | 0 | 0 | 0 | 1.4 | 0 | 0 | 0 | 0 | 0 | 0 | 2.4 | |
| North Carolina | 01/22/2022 | | 09:46 | 2-2 | 1.000 | 0-0 | .000 | 3-4 | .750 | 0 | 4 | 4 | 1.8 | 0 | 0 | 0 | 0 | 0 | 7 | 3.2 | |
| Boston College | 01/24/2022 | | 05:51 | 2-2 | 1.000 | 0-0 | .000 | 0-0 | .000 | 1 | 2 | 3 | 2.0 | 0 | 0 | 0 | 1 | 0 | 4 | 3.3 | |
| at Syracuse | 01/29/2022 | | 03:19 | 1-1 | 1.000 | 0-0 | .000 | 0-0 | .000 | 0 | 1 | 1 | 1.9 | 1 | 0 | 0 | 0 | 0 | 2 | 3.1 | |
| Pittsburgh | 02/02/2022 | | 01:10 | 0-0 | .000 | 0-0 | .000 | 0-0 | .000 | 0 | 0 | 0 | 1.7 | 0 | 0 | 0 | 0 | 0 | 0 | 2.8 | |
| Totals | | | 0 | 50:09 | 8-13 | .615 | 0-1 | .000 | 9-12 | .750 | 3 | 12 | 15 | 1.7 | 4 | 0 | 1 | 1 | 3 | 25 | 2.8 |

Player Averages

| Games Played | Minutes/game | Points/game | FG Pct | 3FG Pct | FT Pct | Rebounds/game | Assists/game | Turnovers/game | Assist/Turnover ratio | Steals/game | Blocks/game |
|--------------|--------------|-------------|--------|---------|--------|---------------|--------------|----------------|-----------------------|-------------|-------------|
| 9 | 5.6 | 2.8 | 61.5 | 0.0 | 75.0 | 1.7 | 0.0 | 0.1 | 0.0 | 0.3 | 0.1 |

HIGHLIGHTS

- spent the 2020-21 season playing for ASVEL's youth squad in the French Pro-A/Jeep Elite league, where he played in 14 contests and averaged 7.3 points and 4.1 rebounds in 16.9 minutes per game...
- spent time in FC Barcelona's development program which is one of the premier franchises in the world....
- after playing for the Reading Rockets in England's Junior National Basketball League at the age of 15, he made Great Britain's U-16 National Team and led the squad in points (12.5) and rebounds (9.3) per game...
- recorded his best game against Sweden when he had 18 points and 14 rebounds in 30 minutes of action...
- Following his stint with the national team, he moved from England to Spain where played with FC Barcelona's U-18 youth development team...
- became the first British player to ever play for the Spanish club, where the team were two-time Catalanian Champions...
- At the age of 18 he traveled from Spain to France to play for ASVEL Lyon-Villeurbanne, which is Tony Parker's youth development program...
- during his time with the U-21 team, they won the French Championship and he was named the third-best player in the league...
- was also selected to England's Senior National Team in the Eurobasket Qualifiers when he was 18...
- played in the Adidas Next Generation Tournament in 2019 20...
- was a member of a team that won the NBA's Basketball Without Borders Tournament where he was also named an All-Star.

MARSH, Matthew

| SEASON | TEAM | GP-GS | MIN/AVG | Field Goals | | 3-Point | | F-Throws | | Rebounds | | | | Scoring | | | | | | |
|--------------|------|------------|---------------|-------------|-------------|------------|-------------|-------------|-------------|----------|-----------|-----------|------------|------------|----------|----------|----------|----------|-----------|------------|
| | | | | FG-FGA | FG% | 3FG-3FGA | 3FG% | FT-FTA | FT% | OFF | DEF | TOT | AVG | PF-FO | A | TO | BLK | STL | PTS | AVG |
| 2021-22 | Wake | 9-0 | 50/5.6 | 8-13 | .615 | 0-1 | .000 | 9-12 | .750 | 3 | 12 | 15 | 1.7 | 4-0 | 0 | 1 | 1 | 3 | 25 | 2.8 |
| TOTAL | | 9-0 | 50/5.6 | 8-13 | .615 | 0-1 | .000 | 9-12 | .750 | 3 | 12 | 15 | 1.7 | 4-0 | 0 | 1 | 1 | 3 | 25 | 2.8 |



40

RJKENNAH

FRESHMAN / 6-5 / 180 / G / PARKER COLO.

HIGHLIGHTS



45

ANTHONY MATHIS JR

SENIOR / 6-0 / 185 / G / LOUISVILLE KY.

HIGHLIGHTS

- Scored 2,475 career points in high school at Kentucky Country Day



51 KEVIN DUNN
FRESHMAN / 6-2 / 205 / G / WINSTON-SALEM, N.C.

HIGHLIGHTS



52 GRANT VAN BEVEREN
JUNIOR / 6-6 / 215 / F / ALPHARETTA, GA.

HIGHLIGHTS

2020-21 Season (Sophomore)

- Appeared in one game off the bench...added two points in the season opening win against Delaware State

2019-20 Season (Freshman)

- Appeared in six games off the bench...Scored first career points with a basket vs. Boston College (Jan. 19)...Made collegiate debut at Davidson (Nov. 22)

High School

- Top rebounder in Georgia during his senior season at Chattahoochee High School...Averaged 16 points and 20 rebounds per game during senior year...Helped Chattahoochee win a state championship in volleyball...Played for AAU programs SBC, GA Redstorm and D Favors Celtics

Personal

- Born April 7, 2001 in Atlanta, Ga....Son of Heidi and Raymond van Beveren...Has a two siblings: Gavin van Beveren and Colby Allen Carter...Father played basketball at SMU...Mother played volleyball at Clemson...Aunt, the late Heather Holmes, played volleyball at Clemson and was the head volleyball coach at Wake Forest from 2005-12...Uncle, Michael Holmes, played and coached baseball at Wake Forest and is the director of amateur scouting for the San Francisco Giants



55 MILES LESTER

R-SENIOR / 6-0 / 180 / G / WICHITA KAN.

HIGHLIGHTS

2020-21 Season (Redshirt Junior)

- Appeared in two games off the bench...

2019-20 Season (Redshirt Sophomore)

- Appeared in seven games off the bench...Had a rebound at Penn State (Dec. 4)...Made Demon Deacon debut at Davidson (Nov. 22)

2018-19 Season (Sophomore)

- Sat out due to NCAA transfer rules

2017-18 Season (Freshman at Rice)

- Appeared in 29 games, making five starts...Averaged 3.1 points and 1.6 assists in 12.4 minutes per game...Shot 37.7 percent from 3-point range...Three double-figure scoring games...Scored a season-high 13 points vs. Western Kentucky (Feb. 17)...Had 11 points in back-to-back games at New Mexico (Dec. 19) and vs. Texas State (Dec. 22)...Had a season-high five assists vs. Texas State (Dec. 22)...Named to the Conference USA Commissioner's Honor Roll

LESTER, Miles

| SEASON | TEAM | GP-GS | MIN/AVG | Field Goals | | 3-Point | | F-Throws | | Rebounds | | | | Scoring | | | | | | |
|-----------------------|------|-------------|----------------|--------------|-------------|--------------|-------------|--------------|-------------|----------|-----------|-----------|------------|-------------|-----------|-----------|----------|----------|-----------|------------|
| | | | | FG-FGA | FG% | 3FG-3FGA | 3FG% | FT-FTA | FT% | OFF | DEF | TOT | AVG | PF-FO | A | TO | BLK | STL | PTS | AVG |
| 2017-18 | Rice | 29-5 | 359/12.4 | 25-78 | .321 | 20-53 | .377 | 20-27 | .741 | 4 | 32 | 36 | 1.2 | 18-0 | 46 | 32 | 0 | 8 | 90 | 3.1 |
| 2019-20 | Wake | 7-0 | 5/0.7 | 0-2 | .000 | 0-0 | .000 | 0-0 | .000 | 0 | 1 | 1 | 0.1 | 0-0 | 0 | 0 | 0 | 0 | 0 | 0.0 |
| 2020-21 | Wake | 2-0 | 4/2.1 | 0-1 | .000 | 0-1 | .000 | 0-0 | .000 | 0 | 0 | 0 | 0.0 | 1-0 | 1 | 0 | 0 | 0 | 0 | 0.0 |
| 2021-22 | Wake | 5-0 | 11/2.3 | 1-7 | .143 | 1-7 | .143 | 0-0 | .000 | 0 | 1 | 1 | 0.2 | 1-0 | 1 | 1 | 0 | 0 | 3 | 0.6 |
| TOTAL FOR Wake | | 14-0 | 21/1.5 | 1-10 | .100 | 1-8 | .125 | 0-0 | .000 | 0 | 2 | 2 | 0.1 | 2-0 | 2 | 1 | 0 | 0 | 3 | 0.2 |
| TOTAL | | 43-5 | 380/8.8 | 26-88 | .295 | 21-61 | .344 | 20-27 | .741 | 4 | 34 | 38 | 0.9 | 20-0 | 48 | 33 | 0 | 8 | 93 | 2.2 |

2021-22 TEAM GAME-BY-GAME

| Opponent | Date | Score | | Total | | 3-Pointers | | Free throws | | Rebounds | | | | PF | A | TO | BLK | STL | PTS | AVG |
|------------------|------------|-------------|-----|-----------------|-------------|----------------|-------------|----------------|-------------|------------|------------|------------|-------------|------------|------------|------------|------------|------------|-------------|-------------|
| | | | | FG-FGA | PCT | 3FG-3FGA | PCT | FT-FTA | PCT | OFF | DEF | TOT | AVG | | | | | | | |
| William & Mary | 11/10/2021 | 77-59 | W | 31-60 | .517 | 7-23 | .304 | 8-14 | .571 | 11 | 26 | 37 | 37.0 | 16 | 13 | 17 | 8 | 14 | 77 | 77.0 |
| Western Caro. | 11/12/2021 | 87-75 | W | 31-60 | .517 | 6-18 | .333 | 19-28 | .679 | 11 | 26 | 37 | 37.0 | 19 | 9 | 14 | 2 | 12 | 87 | 82.0 |
| Charleston So. | 11/17/2021 | 95-59 | W | 35-65 | .538 | 10-21 | .476 | 15-20 | .750 | 5 | 34 | 39 | 37.7 | 12 | 20 | 11 | 4 | 12 | 95 | 86.3 |
| N.C. A&T | 11/20/2021 | 87-63 | W | 29-55 | .527 | 16-35 | .457 | 13-21 | .619 | 8 | 25 | 33 | 36.5 | 14 | 19 | 12 | 3 | 8 | 87 | 86.5 |
| Kennesaw St. | 11/23/2021 | 92-61 | W | 32-57 | .561 | 10-25 | .400 | 18-24 | .750 | 9 | 33 | 42 | 37.6 | 16 | 19 | 15 | 5 | 9 | 92 | 87.6 |
| vs Oregon St. | 11/26/2021 | 80-77 | Wot | 28-62 | .452 | 6-23 | .261 | 18-25 | .720 | 7 | 21 | 28 | 36.0 | 19 | 11 | 13 | 2 | 7 | 80 | 86.3 |
| vs LSU | 11/27/2021 | 61-75 | L | 18-58 | .310 | 6-25 | .240 | 19-23 | .826 | 16 | 18 | 34 | 35.7 | 13 | 12 | 22 | 3 | 5 | 61 | 82.7 |
| Northwestern | 11/30/2021 | 77-73 | Wot | 27-59 | .458 | 10-25 | .400 | 13-18 | .722 | 3 | 31 | 34 | 35.5 | 16 | 14 | 10 | 2 | 6 | 77 | 82.0 |
| at Virginia Tech | 12/04/2021 | 80-61 | W | 33-52 | .635 | 7-16 | .438 | 7-12 | .583 | 7 | 21 | 28 | 34.7 | 11 | 17 | 10 | 2 | 5 | 80 | 81.8 |
| USC Upstate | 12/11/2021 | 79-53 | W | 28-62 | .452 | 9-30 | .300 | 14-18 | .778 | 9 | 38 | 47 | 35.9 | 9 | 18 | 15 | 6 | 8 | 79 | 81.5 |
| VMI | 12/14/2021 | 77-70 | W | 21-58 | .362 | 7-28 | .250 | 28-31 | .903 | 10 | 34 | 44 | 36.6 | 13 | 6 | 9 | 4 | 5 | 77 | 81.1 |
| vs Charlotte | 12/17/2021 | 82-79 | W | 34-65 | .523 | 7-23 | .304 | 7-9 | .778 | 7 | 23 | 30 | 36.1 | 13 | 17 | 7 | 3 | 4 | 82 | 81.2 |
| at Louisville | 12/29/2021 | 69-73 | L | 24-63 | .381 | 7-27 | .259 | 14-18 | .778 | 10 | 26 | 36 | 36.1 | 24 | 12 | 7 | 3 | 2 | 69 | 80.2 |
| at Miami (FL) | 01/01/2022 | 84-92 | L | 35-64 | .547 | 10-30 | .333 | 4-8 | .500 | 9 | 21 | 30 | 35.6 | 20 | 23 | 13 | 1 | 5 | 84 | 80.5 |
| Florida St. | 01/04/2022 | 76-54 | W | 25-55 | .455 | 5-19 | .263 | 21-27 | .778 | 11 | 42 | 53 | 36.8 | 18 | 15 | 22 | 4 | 4 | 76 | 80.2 |
| Syracuse | 01/08/2022 | 77-74 | Wot | 25-58 | .431 | 11-37 | .297 | 16-25 | .640 | 7 | 35 | 42 | 37.1 | 11 | 19 | 13 | 6 | 4 | 77 | 80.0 |
| Duke | 01/12/2022 | 64-76 | L | 24-54 | .444 | 2-16 | .125 | 14-20 | .700 | 10 | 26 | 36 | 37.1 | 14 | 7 | 15 | 3 | 3 | 64 | 79.1 |
| at Virginia | 01/15/2022 | 63-55 | W | 23-51 | .451 | 6-18 | .333 | 11-14 | .786 | 13 | 22 | 35 | 36.9 | 12 | 7 | 13 | 4 | 6 | 63 | 78.2 |
| at Georgia Tech | 01/19/2022 | 80-64 | W | 33-58 | .569 | 8-26 | .308 | 6-7 | .857 | 4 | 30 | 34 | 36.8 | 12 | 23 | 18 | 8 | 9 | 80 | 78.3 |
| North Carolina | 01/22/2022 | 98-76 | W | 32-59 | .542 | 10-26 | .385 | 24-32 | .750 | 3 | 35 | 38 | 36.9 | 15 | 11 | 8 | 6 | 7 | 98 | 79.3 |
| Boston College | 01/24/2022 | 87-57 | W | 29-54 | .537 | 8-20 | .400 | 21-23 | .913 | 7 | 37 | 44 | 37.2 | 18 | 19 | 14 | 11 | 6 | 87 | 79.6 |
| at Syracuse | 01/29/2022 | 72-94 | L | 27-56 | .482 | 11-27 | .407 | 7-10 | .700 | 12 | 19 | 31 | 36.9 | 17 | 16 | 17 | 2 | 4 | 72 | 79.3 |
| Pittsburgh | 02/02/2022 | 91-75 | W | 28-51 | .549 | 15-29 | .517 | 20-26 | .769 | 8 | 23 | 31 | 36.7 | 16 | 20 | 13 | 3 | 5 | 91 | 79.8 |
| at Florida St. | 02/05/2022 | 68-60 | W | 26-57 | .456 | 8-22 | .364 | 8-15 | .533 | 14 | 32 | 46 | 37.0 | 15 | 15 | 26 | 2 | 6 | 68 | 79.3 |
| at NC State | 02/09/2022 | 69-51 | W | 27-50 | .540 | 9-21 | .429 | 6-13 | .462 | 3 | 31 | 34 | 36.9 | 16 | 18 | 12 | 4 | 8 | 69 | 78.9 |
| Total | | 1972 | | 705-1443 | .489 | 211-610 | .346 | 351-481 | .730 | 214 | 709 | 923 | 36.9 | 379 | 380 | 346 | 101 | 164 | 1972 | 78.9 |
| Opponents | | 1706 | | 621-1553 | .400 | 172-561 | .307 | 292-417 | .700 | 266 | 594 | 860 | 34.4 | 446 | 309 | 320 | 68 | 195 | 1706 | 68.2 |

Wake Forest Averages

| Games Played | Points/game | FG Pct | 3FG Pct | FT Pct | Rebounds/game | Assists/game | Turnovers/game | Assist/Turnover ratio | Steals/game | Blocks/game |
|--------------|-------------|--------|---------|--------|---------------|--------------|----------------|-----------------------|-------------|-------------|
| 25 | 78.9 | 48.9 | 34.6 | 73.0 | 36.9 | 15.2 | 13.8 | 1.1 | 6.6 | 4.0 |

2021-22 OPPONENT GAME-BY-GAME

| Opponent | Date | Score | | Total | | 3-Pointers | | Free throws | | Rebounds | | | | PF | A | TO | BLK | STL | PTS | AVG |
|------------------|------------|-------------|-----|-----------------|-------------|----------------|-------------|----------------|-------------|------------|------------|------------|-------------|------------|------------|------------|-----------|------------|-------------|-------------|
| | | | | FG-FGA | PCT | 3FG-3FGA | PCT | FT-FTA | PCT | OFF | DEF | TOT | AVG | | | | | | | |
| William & Mary | 11/10/2021 | 77-59 | W | 22-57 | .386 | 6-19 | .316 | 9-14 | .643 | 12 | 24 | 36 | 36.0 | 17 | 17 | 21 | 2 | 10 | 59 | 59.0 |
| Western Caro. | 11/12/2021 | 87-75 | W | 26-57 | .456 | 12-33 | .364 | 11-17 | .647 | 8 | 25 | 33 | 34.5 | 23 | 12 | 19 | 0 | 6 | 75 | 67.0 |
| Charleston So. | 11/17/2021 | 95-59 | W | 25-68 | .368 | 5-21 | .238 | 4-8 | .500 | 12 | 29 | 41 | 36.7 | 17 | 4 | 22 | 2 | 7 | 59 | 64.3 |
| N.C. A&T | 11/20/2021 | 87-63 | W | 23-59 | .390 | 10-25 | .400 | 7-14 | .500 | 10 | 22 | 32 | 35.5 | 17 | 12 | 17 | 2 | 5 | 63 | 64.0 |
| Kennesaw St. | 11/23/2021 | 92-61 | W | 23-61 | .377 | 7-23 | .304 | 8-15 | .533 | 8 | 18 | 26 | 33.6 | 21 | 12 | 13 | 3 | 8 | 61 | 63.4 |
| vs Oregon St. | 11/26/2021 | 80-77 | Wot | 27-58 | .466 | 2-14 | .143 | 21-26 | .808 | 5 | 25 | 30 | 33.0 | 22 | 7 | 13 | 5 | 6 | 77 | 65.7 |
| vs LSU | 11/27/2021 | 61-75 | L | 27-59 | .458 | 5-18 | .278 | 16-17 | .941 | 11 | 22 | 33 | 33.0 | 20 | 12 | 17 | 2 | 14 | 75 | 67.0 |
| Northwestern | 11/30/2021 | 77-73 | Wot | 26-69 | .377 | 7-21 | .333 | 14-18 | .778 | 14 | 31 | 45 | 34.5 | 17 | 16 | 10 | 5 | 8 | 73 | 67.8 |
| at Virginia Tech | 12/04/2021 | 80-61 | W | 23-56 | .411 | 8-27 | .296 | 7-8 | .875 | 11 | 14 | 25 | 33.4 | 13 | 14 | 12 | 2 | 3 | 61 | 67.0 |
| USC Upstate | 12/11/2021 | 79-53 | W | 20-61 | .328 | 6-25 | .240 | 7-11 | .636 | 7 | 27 | 34 | 33.5 | 14 | 8 | 15 | 2 | 9 | 53 | 65.6 |
| VMI | 12/14/2021 | 77-70 | W | 26-66 | .394 | 13-40 | .325 | 5-6 | .833 | 7 | 29 | 36 | 33.7 | 25 | 17 | 10 | 1 | 2 | 70 | 66.0 |
| vs Charlotte | 12/17/2021 | 82-79 | W | 32-60 | .533 | 7-22 | .318 | 8-15 | .533 | 7 | 26 | 33 | 33.7 | 12 | 10 | 10 | 4 | 2 | 79 | 67.1 |
| at Louisville | 12/29/2021 | 69-73 | L | 19-48 | .396 | 10-22 | .455 | 25-34 | .735 | 8 | 32 | 40 | 34.2 | 18 | 12 | 11 | 3 | 2 | 73 | 67.5 |
| at Miami (FL) | 01/01/2022 | 84-92 | L | 32-52 | .615 | 9-18 | .500 | 19-27 | .704 | 3 | 21 | 24 | 33.4 | 16 | 19 | 9 | 2 | 9 | 92 | 69.3 |
| Florida St. | 01/04/2022 | 76-54 | W | 15-62 | .242 | 4-25 | .160 | 20-25 | .800 | 7 | 23 | 30 | 33.2 | 22 | 6 | 10 | 5 | 16 | 54 | 68.3 |
| Syracuse | 01/08/2022 | 77-74 | Wot | 27-75 | .360 | 8-29 | .276 | 12-14 | .857 | 15 | 34 | 49 | 34.2 | 21 | 16 | 9 | 1 | 6 | 74 | 68.6 |
| Duke | 01/12/2022 | 64-76 | L | 31-61 | .508 | 7-15 | .467 | 7-13 | .538 | 5 | 24 | 29 | 33.9 | 18 | 13 | 7 | 5 | 7 | 76 | 69.1 |
| at Virginia | 01/15/2022 | 63-55 | W | 21-58 | .362 | 5-13 | .385 | 8-12 | .667 | 15 | 16 | 31 | 33.7 | 14 | 17 | 11 | 5 | 10 | 55 | 68.3 |
| at Georgia Tech | 01/19/2022 | 80-64 | W | 25-65 | .385 | 5-22 | .227 | 9-15 | .600 | 12 | 20 | 32 | 33.6 | 10 | 14 | 15 | 2 | 11 | 64 | 68.1 |
| North Carolina | 01/22/2022 | 98-76 | W | 27-81 | .333 | 6-28 | .214 | 16-23 | .696 | 23 | 27 | 50 | 34.5 | 25 | 9 | 11 | 2 | 6 | 76 | 68.5 |
| Boston College | 01/24/2022 | 87-57 | W | 18-71 | .254 | 6-25 | .240 | 15-20 | .750 | 18 | 20 | 38 | 34.6 | 16 | 7 | 12 | 3 | 8 | 57 | 67.9 |
| at Syracuse | 01/29/2022 | 72-94 | L | 36-63 | .571 | 10-19 | .526 | 12-17 | .706 | 11 | 19 | 30 | 34.4 | 15 | 18 | 5 | 1 | 10 | 94 | 69.1 |
| Pittsburgh | 02/02/2022 | 91-75 | W | 29-60 | .483 | 7-16 | .438 | 10-15 | .667 | 11 | 20 | 31 | 34.3 | 22 | 13 | 13 | 2 | 12 | 75 | 69.3 |
| at Florida St. | 02/05/2022 | 68-60 | W | 22-67 | .328 | 4-19 | .211 | 12-18 | .667 | 15 | 22 | 37 | 34.4 | 17 | 12 | 16 | 5 | 15 | 60 | 69.0 |
| at NC State | 02/09/2022 | 69-51 | W | 19-59 | .322 | 3-22 | .136 | 10-15 | .667 | 11 | 24 | 35 | 34.4 | 14 | 12 | 12 | 2 | 3 | 51 | 68.2 |
| Total | | 1706 | | 621-1553 | .400 | 172-561 | .307 | 292-417 | .700 | 266 | 594 | 860 | 34.4 | 446 | 309 | 320 | 68 | 195 | 1706 | 68.2 |
| Wake Forest | | 1972 | | 705-1443 | .489 | 211-610 | .346 | 351-481 | .730 | 214 | 709 | 923 | 36.9 | 379 | 380 | 346 | 101 | 164 | 1972 | 78.9 |

Opponents Averages

| Games Played | Points/game | FG Pct | 3FG Pct | FT Pct | Rebounds/game | Assists/game | Turnovers/game | Assist/Turnover ratio | Steals/game | Blocks/game |
|--------------|-------------|--------|---------|--------|---------------|--------------|----------------|-----------------------|-------------|-------------|
| 25 | 68.2 | 40.0 | 30.7 | 70.0 | 34.4 | 12.4 | 12.8 | 1.0 | 7.8 | 2.7 |

NATIONAL RANKINGS AS OF FEB. 7

ASSOCIATED PRESS

| | | | | |
|----|--------------|------|------|----|
| 1 | Auburn (48) | 22-1 | 1506 | 1 |
| 2 | Gonzaga (13) | 19-2 | 1477 | 2 |
| 3 | Purdue | 20-3 | 1329 | 4 |
| 4 | Arizona | 19-2 | 1300 | 7 |
| 5 | Kentucky | 19-4 | 1288 | 5 |
| 6 | Houston | 20-2 | 1205 | 6 |
| 7 | Duke | 19-3 | 1179 | 9 |
| 8 | Kansas | 19-3 | 1173 | 10 |
| 9 | Texas Tech | 18-5 | 947 | 14 |
| 10 | Baylor | 19-4 | 921 | 8 |
| 11 | Providence | 20-2 | 899 | 15 |
| 12 | UCLA | 16-4 | 881 | 3 |
| 13 | Illinois | 17-5 | 818 | 18 |
| 14 | Wisconsin | 18-4 | 706 | 11 |
| 15 | Villanova | 17-6 | 634 | 12 |
| 16 | Ohio St. | 14-5 | 628 | 16 |
| 17 | Michigan St | 17-5 | 536 | 13 |
| 18 | Marquette | 16-7 | 522 | 24 |
| 19 | Tennessee | 16-6 | 377 | 22 |
| 20 | Texas | 17-6 | 294 | 23 |
| 21 | Southern Cal | 19-4 | 278 | 19 |
| 22 | Saint Mary's | 19-4 | 185 | 0 |
| 23 | Murray St. | 22-2 | 178 | 0 |
| 24 | Connecticut | 15-6 | 118 | 17 |
| 25 | Xavier | 16-6 | 91 | 21 |

Receiving votes: Wyoming 82; Arkansas 74; Iowa State 48; Davidson 35; Boise St. 22; Wake Forest 21; Alabama 18; Loyola-Chicago 13; Indiana 11; Louisiana State 11; Iowa 7; Oregon 5; San Francisco 3; Notre Dame 3; Ohio 2.

USA TODAY COACHES

| | | | | |
|----|--------------|------|-----|----|
| 1 | Gonzaga (18) | 19-2 | 786 | 1 |
| 2 | Auburn (14) | 22-1 | 782 | 1 |
| 3 | Purdue | 20-3 | 698 | 3 |
| 4 | Kentucky | 19-4 | 682 | 7 |
| 5 | Arizona | 19-2 | 666 | 5 |
| 6 | Duke | 19-3 | 649 | 6 |
| 7 | Houston | 20-2 | 605 | 9 |
| 8 | Kansas | 19-3 | 602 | 10 |
| 9 | Texas Tech | 18-5 | 481 | 14 |
| 10 | Baylor | 19-4 | 478 | 8 |
| 11 | Providence | 20-2 | 477 | 15 |
| 12 | UCLA | 16-4 | 424 | 4 |
| 13 | Illinois | 17-5 | 411 | 18 |
| 14 | Wisconsin | 18-4 | 389 | 11 |
| 15 | Villanova | 17-6 | 368 | 12 |
| 16 | Ohio St. | 14-5 | 308 | 16 |
| 17 | Michigan St | 17-5 | 280 | 13 |
| 18 | Tennessee | 16-6 | 231 | 20 |
| 19 | Marquette | 16-7 | 193 | 24 |
| 20 | Texas | 17-6 | 157 | 21 |
| 21 | Southern Cal | 19-4 | 148 | 19 |
| 22 | Saint Mary's | 19-4 | 89 | NR |
| 23 | Connecticut | 15-6 | 85 | 17 |
| 24 | Murray St. | 22-2 | 68 | NR |
| 25 | Wake Forest | 19-5 | 51 | NR |

Receiving Votes: Wyoming 44; Xavier 35; Iowa State 34; Alabama 28; Arkansas 27; Davidson 24; Boise St. 21; Loyola-Chicago 15; Colorado St. 15; Notre Dame 10; Miami-Florida 9; Oregon 7; New Mexico St. 5; Texas Christian 4; Louisiana State 4; San Francisco 3; Indiana 3; Southern Methodist 2; Seton Hall 2.

SEASON RECORDS

Season Scoring Leaders

| Rk. | Player | Points | Year |
|-----|--------------------|--------|---------|
| 1. | Len Chappell | 932 | 1961-62 |
| 2. | Dickie Hemric | 746 | 1954-55 |
| 3. | Len Chappell | 745 | 1960-61 |
| 4. | Charlie Davis | 690 | 1970-71 |
| 5. | Dickie Hemric | 680 | 1953-54 |
| 6. | Charlie Davis | 664 | 1969-70 |
| 7. | Tim Duncan | 645 | 1996-97 |
| | Bob Leonard | 645 | 1964-65 |
| 9. | Randolph Childress | 644 | 1994-95 |
| 10. | Rodney Rogers | 636 | 1992-93 |
| 11. | John Collins | 632 | 2016-17 |

Season Rebound Leaders

| Rk. | Player | Rebounds | Year |
|-----|---------------|----------|---------|
| 1. | Dickie Hemric | 515 | 1954-55 |
| 2. | Len Chappell | 470 | 1961-62 |
| 3. | Tim Duncan | 457 | 1996-97 |
| 4. | Dickie Hemric | 447 | 1951-52 |
| 5. | Dickie Hemric | 424 | 1953-54 |
| 6. | Dickie Hemric | 416 | 1952-33 |
| 7. | Tim Duncan | 401 | 1994-95 |
| 8. | Tim Duncan | 395 | 1995-96 |
| 9. | Len Chappell | 393 | 1960-61 |
| 10. | Ronny Watts | 352 | 1964-65 |

CAREER RECORDS

Career Scoring Leaders

| Rk. | Player | Years | FG (3FGs) | FT | Points | Avg. |
|-----|--------------------|---------|-----------|-----|--------|------|
| 1. | Dickie Hemric | 1952-55 | 841 | 905 | 2587 | 24.9 |
| 2. | Randolph Childress | 1991-95 | 648 (329) | 583 | 2208 | 18.4 |
| 3. | Len Chappell | 1960-62 | 764 | 637 | 2165 | 24.9 |
| 4. | Tim Duncan | 1994-97 | 790 (17) | 520 | 2117 | 16.5 |
| 5. | Skip Brown | 1974-77 | 846 | 342 | 2034 | 18.8 |

Career Rebounding Leaders

| Rk. | Player | Years | Games | Rebounds | Avg. |
|-----|---------------|---------|-------|----------|------|
| 1. | Dickie Hemric | 1952-55 | 104 | 1,802 | 17.3 |
| 2. | Tim Duncan | 1994-97 | 128 | 1,570 | 12.3 |
| 3. | Len Chappell | 1960-62 | 87 | 1,213 | 13.9 |
| 4. | Devin Thomas | 2013-16 | 125 | 1,061 | 8.5 |
| 5. | Rod Griffin | 1975-78 | 107 | 947 | 8.9 |

THE LAST TIME WAKE FOREST...

WAKE INDIVIDUALS...

- Scored 30 points: Alondes Williams (34) vs. Charlotte (12/17/21)
- Scored 35 points: Alondes Williams (36) vs. VMI (12/14/21)
- Scored 40 points: Randolph Childress (40), vs. Duke (3/10/95) ACCT
- Two players with 20 points: Jake LaRavia (22) and Alondes Williams (20) vs. Florida State (1/4/22)
- Two players with 25 points: Daivien Williamson (27) & Isaiah Mucius (27) at N. Carolina (1/20/21)
- Three players with 20 points: Taron Downey (27), Eric Williams (23) & Chris Paul (22) vs. West Virginia (3/19/05) NCAAT
- 20-point game off the bench: Jonah Antonio (23), at Florida State (2/13/21)
- A player with back-to-back 30-point games: Alondes Williams, 36 vs. VMI (12/14/21); 34 vs. Charlotte (12/17/21)
- One player scored in double figures: at Virginia Tech (2/27/21)
- No players scored in double figures: at Georgia Tech (1/19/11)
- Five players scored in double figures: vs. Pitt (2/2/22)
- All five starters scored in double figures: vs. Pitt (2/2/22)
- Six players scored in double figures: vs. Charleston Southern (11/17/21)
- Had 15 rebounds: Alondes Williams (15) vs. USC Upstate (12/11/21)
- Had 20 rebounds: Devin Thomas (21) at NC State (2/13/16)
- Had 25 rebounds: Dickie Hemric (36) vs. Clemson (2/4/55)
- Two players with 10 rebounds: Olivier Sarr (17) & Chaundee Brown (10) vs. Notre Dame (2/29/20)
- Two players with 15 rebounds: Devin Thomas (17) and Dinos Mitoglou (16) vs. UMBC (11/13/15)
- Double-Double: Alondes Williams (17 pts, 10 rebs) at NC State (2/9/22)
- Two players had a double-double: Olivier Sarr (30 pts, 17 rebs) & Chaundee Brown (15 pts, 10 rebs) vs. Notre Dame (2/29/20)
- Three players had a double-double: Al-Farouq Aminu (13 pts, 12 rebs), James Johnson (14 pts, 14 rebs) & L.D. Williams (15 pts, 10 rebs) vs. Baylor (11/30/08)
- Double-Double with points and assists: Brandon Childress (14 pts, 10 assts) vs. North Carolina (2/11/20)
- Four Double-Doubles in a row: Doral Moore (4 games), Feb. 7-17, 2018
- Triple-Double: Alondes Williams (14 points, 15 rebounds, 10 assists) vs. USC Upstate (12/11/21)
- 20 points and 20 rebounds: Eric Williams (22 pts, 20 rebs) at Clemson (1/11/06)
- 10 assists: Alondes Williams (10) vs. USC Upstate (12/11/21)
- 5 Blocked Shots: Olivier Sarr (5), at Charlotte (11/17/19)
- 5 Steals: Jake LaRavia (6) vs. Western Carolina (11/12/21)
- Led WF in Points, Rebounds and Assists: Alondes Williams vs. Charlotte (12/17/21)
- Led WF in Points, Rebounds, Assists, Steals and Blocks: Olivier Sarr vs. Virginia Tech (1/14/20)
- Hit a last second shot to win a game (1.0 or later): Isaiah Mucius, vs. Charlotte (12/17/21), three-pointer as time expired in regulation to win 82-79
- Played the entire game: Jake LaRavia, Alondes Williams vs. Syracuse (1/8/22)
- Played 40 or more minutes: Jake LaRavia, Alondes Williams vs. Syracuse (1/8/22)

WAKE TEAM...

- Won in Overtime: Jan. 8, 2022, Won 77-74 in OT vs. Syracuse
- Lost in Overtime: Feb. 13, 2021, Lost 92-85 in OT at Florida State
- Played Two Overtimes: Feb. 25, 2020, Won 113-101 in 2OT vs. Duke
- Played Three Overtimes: Dec. 20, 2003, Won 119-114 in 3OT at North Carolina
- Shot 70 percent for a Half: 70.0% (14-20), vs. UNC Asheville (11/13/19), 2nd half
- Shot 60 percent in a Game: 63.5% (33-52), at Virginia Tech (12/4/21)
- Shot less than 30 percent in a Game: 27.3% (15-55), at Virginia Tech (2/27/21)
- Shot 90 percent from the free throw line: 90.3 (28-31) vs VMI (12/14/21)
- Shot 50 percent from 3-point line: 51.7% (15-29) vs. Pitt (2/2/22)
- Shot less than 30 percent in a half: 25.0% (8-32) vs LSU (11/27/21) 1st half
- Shot less than 20 percent in a half: 19.0% (4-21), at Georgia Tech (1/19/11)
- Shot 55 percent or better and lost: 56.4% (31-55) vs. Houston Baptist (11/23/18)
- Attempted 50 FTs: 50, vs. Duke (2/25/20)
- Made 30 FTs: 37 (of 50), vs. Duke (2/25/20)
- Made 10+ 3-pt FGs: 15, vs Pitt (2/2/22)
- Failed to make a 3-pt FG: at NC State (2/20/10)
- Had 50 rebounds: 53, vs. Florida State (1/4/22)
- Had 25 assists: 28, at East Carolina (12/22/08)
- Had 15+ steals: 20, vs. Delaware State (11/25/20)
- Had 10 blocks: 10, at Charlotte (11/17/19)
- Scored 50 pts in a half: 50, vs. USC Upstate (12/11/21), 2nd half
- Scored 60 pts in a half: 67, vs. LSU (12/22/16), 2nd half
- Scored 100 pts (ACC): 113, vs. Duke (2/25/20)
- Scored 100 pts (non-conf): 111, vs. Delaware State (11/25/20)
- Scored under 20 pts in 1st half: 15, Clemson (2/24/21)
- Scored under 20 pts in 2nd half: 19, at Clemson (2/3/19)
- Scored under 50 pts in a game: 46, at Virginia Tech (2/27/21)
- Never trailed: vs Pitt (2/2/22)

THE LAST TIME AN OPPONENT...

OPPONENT INDIVIDUALS...

- Scored 30 points: Buddy Boeheim (30), at Syracuse (1/29/22)
- Scored 35 points: Anthony Barber (38), at NC State (2/13/16)
- Scored 40 points: J.R. Reynolds (40), at Virginia (1/21/07)
- Two players with 20 points: Nike Sibande (23) and Justin Champagnie (20), at Pittsburgh (3/2/21)
- Two players with 25 points: Cole Anthony (28) and Garrison Brooks (25), at North Carolina (3/3/20)
- Three players with 20 points: Martin Geben (22), Matt Farrell (21) & TJ Gibbs (20), Notre Dame (2/24/18)
- 20-point game off the bench: Travion McCray vs. Western Carolina (11/12/21)
- One player scored in double figures: at NC State (2/9/22)
- No players scored in double figures: at Richmond (12/22/05)
- Five players scored in double figures: NC State (2/20/21)
- All five starters scored in double figures: at Virginia (1/6/21)
- Six players scored in double figures: at NC State (3/6/20)
- Had 15 rebounds: John Mooney (17), Notre Dame (2/29/20)
- Had 20 rebounds: Horace Grant (20), at Clemson (2/18/87)
- Had 25 rebounds: Len Elmore (26), at Maryland (2/27/74)
- Two players with 10 rebounds: Aamir Sims (10) & Hunter Tyson (10), Clemson (2/24/21)
- Double-Double: Harrison Prieto (13 pts, 12 rebs) at Florida State (2/5/22)
- Two players had a double-double: Samuel Williamson (15 pts, 11 rebs) & Carlik Jones (23 pts, 10 rebs), Louisville (1/13/21)
- Three players had a double-double: Raymond Felton (22 pts, 11 assts), Sean May (15 pts, 11 rebs) & Jawad Williams (17 pts, 12 rebs), at North Carolina (12/20/03)
- Double-Double with points and assists: Prentiss Hubb (10 pts, 10 assts), at Notre Dame (2/2/21)
- Triple-Double: Tu Holloway (14 pts, 10 rebs, 14 assts), at Xavier (12/18/10)
- 20 points and 20 rebounds: Horace Grant (33 pts, 20 rebs), at Clemson (2/18/87)
- 10 assists: Prentiss Hubb (10), at Notre Dame (2/2/21)
- 5 Blocked Shots: Mike Watkins (5), at Penn State (12/4/19)
- 5 Steals: Xavier Pinson (7) vs. LSU (11/27/21)
- Led Opponent in Points, Rebounds and Assists: Jahmir Young vs. Charlotte (12/17/21)
- Hit a last second shot to win a game: Trey Wertz, Notre Dame (3/9/21), 3-pointer as time expired in regulation during to win 72-71

OPPONENT TEAM...

- Shot 70 percent for a Half: 74.1% (20-27), North Carolina (2/16/19)
- Shot 60 percent in a Game: 61.5 (32-52), at Miami (1/1/22)
- Shot less than 30 percent in a Game: 24.2 (15-62), vs. Florida State (1/4/22)
- Shot 90 percent from the free throw line: 94.1% (16-17), LSU (11/27/21)
- Shot 50 percent from 3-point line: 52.6 (10-19), at Syracuse (1/29/22)
- Shot less than 30 percent in a half: 20.5% (7-34), at Florida State, 1st half
- Shot less than 20 percent in a half: 16.7% (4-24), Pitt (2/22/17), 2nd half
- Shot 55 percent or better and lost: 60.0% (24-40), Richmond (12/22/06)
- Attempted 50 FTs: 50, Boston College (2/8/06)
- Made 30 FTs: 31 (of 34), Duke (2/25/20)
- Made 10 3-pt FGs: 10, at Syracuse (1/29/22)
- Failed to make a 3-pt FG: Virginia (1/31/04)
- Had 50 rebounds: 52, at Penn State (12/4/19)
- Had 25 assists: 27, at Maryland (2/5/11)
- Had 15 steals: 15, at Florida State (2/5/22)
- Had 10 blocks: 10, at Virginia Tech (2/27/21)
- Scored 50 pts in a half: 51, vs Pitt (2/2/22), 2nd half
- Scored 60 pts in a half: 62, Virginia Tech (3/8/17), 2nd half ACCT
- Scored 70 pts in a half: 74, at NC State (3/5/83), 2nd half
- Scored 100 pts (ACC): 101, Duke (2/25/20)
- Scored 100 pts (non-conf): 111, West Virginia (3/19/05) NCAAT
- Scored under 20 pts in 1st half: 18, vs USC Upstate (12/11/21)
- Scored under 20 pts in 2nd half: 17, at East Carolina (12/22/08)
- Scored under 50 pts in a game: 44, Clemson (2/1/20)

FORBES FILE



- Wake Forest Director of Athletics John Currie named Steve Forbes the 23rd head coach of Wake Forest basketball on April 30, 2020.
- Coach Forbes is a proven winner and builder of championship cultures with a 260-77 (.722) overall record in his five years as the head coach at East Tennessee State and at three previous community college head coaching stints.
- ETSU won 130 games and two SoCon championships during his tenure, while all 22 of his seniors earned their ETSU degrees.
- Forbes joined elite company in 2018-19, becoming one of just 10 active Division I head coaches who have reached the 100-win mark in their first four seasons.
- Forbes won at least 24 games in each of his five seasons as the head coach for the Buccaneers while finishing third or better in the SoCon every year.
- During the 2019-20 season, ETSU was having its best season in program history before the cancellation of the NCAA Tournament. The Bucs finished with a 30-4 record and SoCon regular season and tournament titles.
- Forbes earned conference coach of the year along with the Hugh Durham Award, given to the most outstanding mid-major coach in the country.
- During his time as an assistant, the Vols ascended to their first No. 1 overall ranking in program history in 2008 while winning a program record 31 games. In 2015, Wichita State won a NCAA record 35-straight games to start the season, earning the first No. 1 seed in program history.
- Forbes also spent two record-breaking seasons in College Station, Texas (2004-06) when Texas A&M set a program record for Big 12 Conference wins. Picked to finish last in the Big 12 prior to the 2004-05 season, the Aggies won their first 11 games and went on to a 21-10 record and an appearance in the National Invitation Tournament. In 2005-06, Texas A&M advanced to the NCAA Tournament for the first time since 1987 while recording a 22-9 record, the third-most wins in school history.
- A native of Lone Tree, Iowa, Forbes graduated from Southern Arkansas University with a degree in secondary education in 1988.

PERSONAL INFORMATION

Born: March 22, 1965
 Hometown: Lone Tree, Iowa
 Education: Southern Arkansas, '88
 (B.S., Secondary Education)
 Wife: Johnetta
 Children: Elizabeth, Christopher, Johnathon

COACHING CAREER

| | | |
|------------|------------------|-----------------|
| 2020-Pres. | Wake Forest | Head Coach |
| 2015-20 | ETSU | Head Coach |
| 2013-15 | Wichita State | Assistant Coach |
| 2011-13 | NW Florida State | Head Coach |
| 2006-11 | Tennessee | Assistant Coach |
| 2004-06 | Texas A&M | Assistant Coach |
| 2003-04 | Illinois State | Assistant Coach |
| 2000-03 | La. Tech | Assistant Coach |
| 1998-99 | Idaho | Assistant Coach |
| 1995-98 | Barton County CC | Head Coach |
| 1991-95 | Southwestern CC | Head Coach |

WHAT THEY'RE SAYING...

"He's one of my very closest friends. We go way, way back to when we were both just starting out. I think Wake has got themselves one of the best coaches in the country. The guy has worked his way up and been in a lot of different places and had a lot of success. I'm super excited for Coach Forbes and for Wake Forest as well. It's going to be a great hire for them." -Nick Nurse, Toronto Raptors head coach

"Steve Forbes is a terrific choice for Wake Forest. He is a fine teacher of the game and a proven winning coach. Coach Forbes built a sustained winner at East Tennessee State, and I have no doubt he'll do the same at Wake Forest." -Jay Bilas, ESPN

"Coach Forbes is one the best coaches I've played for and he's an even better person when you get to know him. I'm so happy that he's getting his shot. There's nobody who deserves it more than him." -Fred VanVleet, Toronto Raptors guard and former Wichita State player under Forbes

"Steve is certainly a tremendous basketball coach, but that tells only part of his story. He is also a great family man, a fabulous relationship builder and a very likeable person. Wake Forest will enjoy his teams for how hard they compete and will cherish his tenure leading their basketball program." - Gregg Marshall, Wichita State head men's basketball coach

| Year | School | Record | Pct. | Conf. | Pct. | Postseason |
|---------|------------------|--------|-------|-------|-------|-----------------------------|
| 2020-21 | Wake Forest | 6-16 | .272 | 3-15 | .167 | |
| 2019-20 | ETSU | 30-4 | .882 | 16-20 | .889 | |
| 2018-19 | ETSU | 24-10 | .705 | 13-5 | .722 | CIT First Round |
| 2017-18 | ETSU | 25-9 | 0.735 | 14-4 | .778 | |
| 2016-17 | ETSU | 27-8 | 0.771 | 14-4 | 0.778 | NCAA First Round |
| 2015-16 | ETSU | 24-12 | 0.666 | 14-4 | 0.778 | Vegas 16 Semifinals |
| 2012-13 | NW Florida State | 30-4 | 0.882 | 11-1 | 0.916 | NJCAA DI National Runner-Up |
| 2011-12 | NW Florida State | 32-2 | 0.941 | 11-1 | 0.916 | NJCAA DI National Runner-Up |
| 1997-98 | Barton County CC | 29-4 | 0.878 | 14-2 | 0.875 | |
| 1996-97 | Barton County CC | 24-8 | 0.750 | 11-5 | 0.687 | |
| 1995-96 | Barton County CC | 15-16 | 0.937 | 5-7 | 0.416 | |
| 1991-95 | Southwestern CC | 36-29 | 0.805 | | | |

ASSISTANT COACHING STAFF



ASSISTANT COACH
BROOKS SAVAGE

Brooks Savage joined the Wake Forest basketball staff in May 2020 after a highly-successful five-year stint as an assistant coach at East Tennessee State University alongside head coach Steve Forbes.

During his five seasons in Johnson City, Savage helped the Buccaneers compile an overall record of 130-43 (.751) and a Southern Conference record of 71-19 (.789). The Bucs earned a pair of first place finishes in the Southern Conference and NCAA Tournament berths in 2017 & 2020. During his five seasons with the Bucs, ETSU reached the SoCon Tournament championship game four times.

Prior to ETSU, Savage coached at Chattanooga from 2013-2015. He helped the Mocs to a 40-25 record in his two seasons, finishing 2nd in the SoCon both seasons. During his seven years in the Southern Conference, his teams posted a 98-26 (79%) conference record finishing in the Top 3 each year.

Before UTC, Savage entered the D1 Assistant ranks in the Big South conference by helping lead Presbyterian College through the Division 1 transition during the 2012-13 season. This followed a championship year in 2011-12 as an Assistant at Northwest Florida State College where the Raiders 32 wins set a school record, won the Panhandle Conference title and finished as the National Runner-Up.

Over Savage's nine years as an assistant coach his teams have amassed a record of 210-92 overall while finishing first or second in conference play in seven of those nine seasons. He was also named one of "50 Impactful Mid-Major Assistants" by Silver Waves Media in 2020.

A 2008 graduate of Tennessee, Savage holds both bachelor's and master's degrees in sports management/business. As an undergrad, he worked as a student manager and graduate assistant from 2004-10 and was a part of five Volunteer NCAA Tournament teams in his six seasons. Savage and his wife Lauren are the parents of a daughter, Waverly.



ASSISTANT COACH
BJ McKie

BJ McKie, a former All-SEC player at South Carolina, joined the Wake Forest basketball staff in May 2020 after coaching alongside Steve Forbes for three seasons at East Tennessee State. McKie joined the ETSU staff prior to the 2017-18 season after a 15-year professional playing career.

McKie is the most decorated player in South Carolina basketball history. The SEC Freshman of the Year in 1996, he became just the 12th player in league history to be named first team All-SEC by the Associated Press in three seasons. The two-year captain played in 123 consecutive games at guard for the Gamecocks, scoring in double figures in 111 games and collecting 38 games with 20 or more points. McKie was third in the SEC in scoring as a senior in 1999 with a 17.3 average. He helped the Gamecocks to the NCAA Tournament in 1997 and 1998 and represented South Carolina as an SEC Legend in 2011. McKie is one of just five Gamecock players to have his jersey retired after having scored 2,119 points at USC, the most of any Gamecock in school history.

Following his playing career, the Norfolk, Va. native played professionally both in the U.S. and overseas. McKie was a 2001 CBA All-Star while playing with the Connecticut Pride and spent time playing in France, Cyprus, Italy, and Israel while being named a Player of the Year in Germany.

He started his coaching career at Charleston Southern in 2011 and spent six years alongside head coach Barclay Radebaugh. McKie was a part of two CSU Big South regular season championship teams and helped the Bucs to a pair of NIT berths. He helped guide CSU to its winningest season in school history in 2015 and was promoted to associate head coach following the season.

McKie and his wife, the former Brittany Brooks, have a son Justin who played basketball at South Carolina and was a member of USC's 2017 Final Four team. BJ and Brittany also welcomed their daughter, Brielle Tonya McKie, in August of 2020.



ASSISTANT COACH
JASON SHAY

Jason Shay joined the Demon Deacons coaching staff on June 1, 2021. Shay spent last season as East Tennessee State's head coach, coached now Wake Forest redshirt freshman Damari Monsanto to Southern Conference Freshman of the Year and third team All-Conference honors in 2020-21. After redshirting under Forbes in his true freshman season two years ago, Monsanto played in all 25 games with 20 starts for the Buccaneers during last year, averaging 11.8 points and 7.3 rebounds in 27.4 minutes.

In his lone season as the Bucs head coach Coach Shay was named a finalist for the 2020-21 Joe B. Hall Award, which is presented annually to the top first-year coach in Division I college basketball. Shay led the Blue and Gold to a 13-win campaign, including eight in Southern Conference play. ETSU sat atop the league standings through the first seven games of the season as they won six of its first seven SoCon games. The Bucs defeated every team they played in conference at least once, including a 71-61 road win at regular season champion UNC Greensboro. As a team, the Bucs led the SoCon in scoring defense (66.2), ranked second in field goal percentage defense (.418) and steals per game (7.4) and third in rebound margin (+3.0).

Prior to 2020-21, Shay spent five seasons as the Buccaneers' assistant coach under Steve Forbes where ETSU compiled an overall record of 130-42. In 2019-20, the Buccaneers set a program-record with 30 wins, becoming just the fourth team in SoCon history to accomplish the feat. In 2017-18, the Blue and Gold tied the school record by winning 16 straight games – a streak that was the longest in the country at one point that season.

Prior to coming to Johnson City, Shay held assistant coaching stints at North Dakota (2013-15), Northwest Florida State College (2011-13), Tennessee (2005-11), Wisconsin-Milwaukee (2003-05) and Mercyhurst (Pa.) College (1999-2001). Throughout those stops, Shay had a streak of helping lead teams to nine-consecutive postseason berths at the Division I level, including Tennessee's first-ever trip to the Elite Eight in 2010 and a Sweet 16 run at Wisconsin-Milwaukee in 2005.

During his time at Northwest Florida on Coach Forbes' staff, the Raiders went 62-6, while winning consecutive Panhandle Conference Championships and back-to-back appearances in the NJCAA Division I National Championship game. Additionally, Coach Forbes and Shay led NW Florida to its most wins in a single season in school history with 32.


His two seasons at the junior college in Niceville, Fla., followed a six-year stint as an assistant coach at the University of Tennessee. During his tenure in Knoxville, the Volunteers advanced to six-consecutive NCAA Tournaments and UT averaged more than 25 wins per season during his time on the staff, including grabbing the No. 1 ranking for the first time in program history in 2008 and a school-record 31 wins that season.

Shay's first Division I assistant coaching job came at the University of Wisconsin-Milwaukee where he was first the director of basketball operations for two seasons (2001-03) before being elevated to a full-time assistant prior to the 2003-04 season. The Panthers advanced to the NCAA Tournament in both of his seasons as an assistant coach before the staff moved on to Tennessee for the 2005-06 season.

Shay began his coaching career at Mercyhurst (Pa.) College where he spent two years as an assistant coach and also assisted in the sports information office.

Shay, a native of Galesburg, Ill., was a walk-on at the University of Iowa for Dr. Tom Davis where he earned his bachelor's degree in health promotion in 1995. Shay then graduated with a master's degree from Western Illinois in 1998.

Shay and his wife, Jana, have a daughter, Peija, and a son Joah.



Director of Operations
FRANK DAVIS

Frank Davis joined the Wake Forest basketball staff in May 2020 as the Director of Basketball Operations. Davis spent the last three seasons as the director of operations on Steve Forbes' staff at East Tennessee State after having started his career as an assistant coach at Tennessee Tech.

Davis is Tennessee Tech's all-time three-point shooting leader with 251 triples during his playing career from 2006-10. He finished his career by appearing in 125 games, the second-most in school history, and scoring 1,118 career points. Davis excelled in the classroom as well, being named to the Ohio Valley Conference Commissioner's Honor Roll four times.

As a coach, Davis was instrumental in Tennessee Tech's 2015-16 season in which the Golden Eagles went 19-12 and returned to the postseason for the first time in four seasons. Following that season, Davis was named one of 30 assistant coaches to be recognized by the National Association of Basketball Coaches (NABC) on its 30-Under-30 team.

Davis is a native of Gainesville, Ga. and a 2010 graduate of Tennessee Tech with a bachelor's degree in exercise science and physical wellness and a Master of Arts in elementary and secondary physical education in 2013.

He is married to the former Allison Price who was a three-year starter at guard for the Tennessee Tech women's basketball team, and they are the proud parents of their son Cameron.

BOX SCORES



GAME 1
WILLIAM & MARY 59
WAKE FOREST 77

NOV. 10 - LJVM - ACCNX

Table with columns: William & Mary, Min, FG, FT, R, A, TP. Lists player stats for 17 players.

Table with columns: Wake Forest, Min, FG, FT, R, A, TP. Lists player stats for 17 players.

Points from W&M, WFU. Turnovers, Paint, Second Chance, Fast Breaks, Bench.

Period by Period Scoring: W&M, WFU. First, Second, Total.



GAME 2
WESTERN CAROLINA 75
WAKE FOREST 87

NOV. 12 - LJVM - ACCNX

Table with columns: Western Carolina, Min, FG, FT, R, A, TP. Lists player stats for 17 players.

Table with columns: Wake Forest, Min, FG, FT, R, A, TP. Lists player stats for 17 players.

Points from WCU, WFU. Turnovers, Paint, Second Chance, Fast Breaks, Bench.

Period by Period Scoring: WCU, WFU. First, Second, Total.



GAME 3
CHARLESTON SOUTHERN 59
WAKE FOREST 95

NOV. 17 - LJVM - ACCNX

Table with columns: Charleston Southern, Min, FG, FT, R, A, TP. Lists player stats for 17 players.

Table with columns: Wake Forest, Min, FG, FT, R, A, TP. Lists player stats for 17 players.

Points from CSU, WFU. Turnovers, Paint, Second Chance, Fast Breaks, Bench.

Period by Period Scoring: CSU, WFU. First, Second, Total.



GAME 4
NORTH CAROLINA A&T 63
WAKE FOREST 87

NOV. 20 - LJVM - ACCNX

Table with columns: North Carolina A&T, Min, FG, FT, R, A, TP. Lists player stats for 17 players.

Table with columns: Wake Forest, Min, FG, FT, R, A, TP. Lists player stats for 17 players.

Points from A&T, WFU. Turnovers, Second Chance, Bench, Paint, Fast Breaks.

Period by Period Scoring: CSU, WFU. First, Second, Total.

BOX SCORES



GAME 5
KENNESAW STATE 61
WAKE FOREST 92

NOV. 23 - LJVM - ACCN

| Kennesaw State | Min | FG | FT | R | A | TP |
|-----------------------|-------|------|-----|---|---|----|
| 0 Demond Robinson* | 20:24 | 4-9 | 0-0 | 2 | 0 | 8 |
| 1 Terrell Burden* | 34:04 | 1-10 | 3-4 | 2 | 6 | 5 |
| 3 Chris Youngblood* | 25:45 | 4-9 | 3-3 | 2 | 0 | 12 |
| 5 Brandon Stroud* | 21:16 | 2-5 | 0-0 | 3 | 1 | 5 |
| 22 Spencer Rodgers* | 26:29 | 3-12 | 0-2 | 9 | 2 | 7 |
| 2 Nate Springs | 12:41 | 0-2 | 0-0 | 1 | 1 | 0 |
| 13 Kasen Jennings | 29:47 | 7-11 | 1-2 | 2 | 2 | 19 |
| 10 Alex Peterson | 16:55 | 2-3 | 0-0 | 1 | 0 | 4 |
| 4 Cole LaRue | 6:55 | 0-0 | 0-2 | 0 | 0 | 0 |
| 15 Mayson Quartlebaum | 3:08 | 0-0 | 1-2 | 0 | 0 | 1 |
| 24 Kenny Burns | 2:32 | 0-0 | 0-0 | 1 | 0 | 0 |

| Wake Forest | Min | FG | FT | R | A | TP |
|-----------------------|-------|------|-----|---|---|----|
| 1 Isaiah Mucius* | 27:06 | 5-8 | 1-3 | 2 | 0 | 15 |
| 13 Dallas Walton* | 19:43 | 2-4 | 1-1 | 7 | 0 | 5 |
| 0 Jake LaRavia* | 35:22 | 6-9 | 6-7 | 7 | 6 | 19 |
| 4 Daivien Williamson* | 32:44 | 2-8 | 2-2 | 3 | 3 | 7 |
| 31 Alondes Williams* | 20:17 | 6-10 | 1-3 | 7 | 4 | 14 |
| 2 Cameron Hildreth | 22:43 | 3-3 | 4-4 | 3 | 4 | 11 |
| 20 Khadim Sy | 17:13 | 5-7 | 1-2 | 3 | 0 | 12 |
| 11 Carter Whitt | 11:52 | 2-5 | 0-0 | 2 | 1 | 5 |
| 33 Matthew Marsh | 4:48 | 0-2 | 2-2 | 2 | 0 | 2 |
| 23 Lucas Taylor | 3:08 | 0-0 | 0-0 | 0 | 1 | 0 |
| 25 Robert McCray | 2:32 | 0-0 | 0-0 | 0 | 0 | 0 |
| 52 Grant van Beveren | 2:32 | 1-1 | 0-0 | 2 | 0 | 2 |

| Points from | KSU | WFU |
|---------------|-----|-----|
| Turnovers | 9 | 15 |
| Paint | 26 | 38 |
| Second Chance | 6 | 10 |
| Fast Breaks | 6 | 15 |
| Bench | 24 | 32 |

| Period by Period Scoring | First | Second | Total |
|--------------------------|-------|--------|-------|
| KSU | 32 | 29 | 61 |
| WFU | 45 | 47 | 92 |



GAME 7
LSU 75
WAKE FOREST 61

NOV. 27 - EMERALD COAST CLASSIC - CBS SPORTS

| LSU | Min | FG | FT | R | A | TP |
|-------------------|-------|------|-----|---|---|----|
| 4 Darius Days* | 26:01 | 5-13 | 1-1 | 6 | 0 | 12 |
| 5 Mwan Wilkinson* | 21:28 | 0-1 | 0-0 | 3 | 1 | 0 |
| 15 Efton Reid* | 28:27 | 7-9 | 0-0 | 2 | 0 | 14 |
| 0 Brandon Murray* | 30:06 | 4-10 | 0-0 | 0 | 0 | 9 |
| 1 Xavier Pinson* | 31:16 | 1-5 | 6-6 | 3 | 5 | 9 |
| 2 Eric Gaines | 23:16 | 2-7 | 7-7 | 5 | 3 | 11 |
| 11 | | | | | | |
| 13 Tari Eason | 22:20 | 3-8 | 2-2 | 5 | 1 | 9 |
| 3 Alex Fudge | 17:06 | 5-6 | 0-1 | 9 | 2 | 11 |

| Wake Forest | Min | FG | FT | R | A | TP |
|-----------------------|-------|------|-------|----|---|----|
| 1 Isaiah Mucius* | 21:52 | 0-8 | 0-0 | 0 | 0 | 0 |
| 13 Dallas Walton* | 32:54 | 2-8 | 1-2 | 10 | 0 | 6 |
| 0 Jake LaRavia* | 31:46 | 5-7 | 3-4 | 8 | 2 | 15 |
| 4 Daivien Williamson* | 28:14 | 4-12 | 12-13 | 3 | 0 | 20 |
| 31 Alondes Williams* | 35:13 | 5-14 | 3-4 | 8 | 3 | 14 |
| 11 Carter Whitt | 11:46 | 0-3 | 0-0 | 0 | 0 | 0 |
| 2 Cameron Hildreth | 11:52 | 0-1 | 0-0 | 1 | 4 | 0 |
| 20 Khadim Sy | 14:21 | 1-2 | 0-0 | 3 | 2 | 3 |
| 23 Lucas Taylor | 2:57 | 0-1 | 0-0 | 0 | 0 | 0 |
| 25 Robert McCray | 9:05 | 1-2 | 0-0 | 1 | 1 | 3 |

| Points from | LSU | WFU |
|---------------|-----|-----|
| Turnovers | 18 | 12 |
| Paint | 44 | 22 |
| Second Chance | 9 | 9 |
| Fast Breaks | 21 | 5 |
| Bench | 31 | 6 |

| Period by Period Scoring | First | Second | Total |
|--------------------------|-------|--------|-------|
| LSU | 31 | 44 | 75 |
| WFU | 21 | 40 | 61 |



GAME 6
OREGON STATE 77
WAKE FOREST 80

NOV. 26 - EMERALD COAST CLASSIC - CBS SPORTS

| Oregon State | Min | FG | FT | R | A | TP |
|----------------------|-------|-----|-----|---|---|----|
| 10 Warith Alatishe* | 26:53 | 4-6 | 2-4 | 5 | 0 | 10 |
| 34 Rodrigue Andela* | 22:43 | 6-8 | 4-4 | 5 | 0 | 16 |
| 2 Jarod Lucas* | 23:38 | 3-7 | 0-0 | 0 | 1 | 7 |
| 3 Dexter Akanno* | 23:09 | 3-5 | 4-4 | 4 | 0 | 10 |
| 13 Dashawn Davis* | 22:15 | 1-8 | 0-0 | 4 | 0 | 2 |
| 12 Roman Silva | 15:38 | 1-2 | 3-4 | 2 | 0 | 5 |
| 0 Gianni Hunt | 29:43 | 3-7 | 4-4 | 5 | 0 | 11 |
| 1 Maurice Calloo | 5:01 | 0-2 | 0-0 | 1 | 1 | 0 |
| 4 Tre Williams | 28:08 | 3-6 | 3-4 | 1 | 5 | 9 |
| 44 Ahmad Rand | 5:22 | 0-1 | 0-0 | 0 | 0 | 0 |
| 35 Glenn Taylor Jr. | 4:44 | 0-0 | 0-0 | 0 | 0 | 0 |
| 24 Isaiah Johnson | 5:28 | 0-2 | 1-2 | 0 | 0 | 1 |
| 5 Xzavier Malone-Key | 12:18 | 0-1 | 0-0 | 2 | 0 | 6 |

| Wake Forest | Min | FG | FT | R | A | TP |
|-----------------------|-------|------|------|---|---|----|
| 1 Isaiah Mucius* | 32:29 | 3-9 | 0-0 | 5 | 0 | 9 |
| 13 Dallas Walton* | 29:26 | 4-7 | 1-2 | 6 | 2 | 9 |
| 0 Jake LaRavia* | 41:12 | 6-9 | 5-6 | 7 | 5 | 17 |
| 4 Daivien Williamson* | 41:05 | 5-13 | 3-3 | 1 | 0 | 14 |
| 31 Alondes Williams* | 37:38 | 7-15 | 9-14 | 3 | 4 | 24 |
| 2 Cameron Hildreth | 17:54 | 2-4 | 0-0 | 5 | 0 | 5 |
| 20 Khadim Sy | 3:39 | 0-2 | 0-0 | 0 | 0 | 0 |
| 11 Carter Whitt | 10:11 | 1-3 | 0-0 | 0 | 0 | 2 |
| 33 Matthew Marsh | 8:58 | 0-0 | 0-0 | 1 | 0 | 0 |
| 25 Robert McCray | 2:28 | 0-0 | 0-0 | 0 | 0 | 0 |

| Points from | OSU | WFU |
|---------------|-----|-----|
| Turnovers | 10 | 16 |
| Paint | 42 | 36 |
| Second Chance | 4 | 10 |
| Fast Breaks | 10 | 10 |
| Bench | 32 | 7 |

| Period by Period Scoring | First | Second | OT | Total |
|--------------------------|-------|--------|----|-------|
| OSU | 29 | 40 | 8 | 77 |
| WFU | 48 | 21 | 11 | 80 |



GAME 8
NORTHWESTERN 73
WAKE FOREST 77

NOV. 30 - ACC/BIG TEN CHALLENGE - ESPNU

| Northwestern | Min | FG | FT | R | A | TP |
|---------------------|-------|------|-----|---|---|----|
| 0 Boo Buie* | 33:35 | 4-11 | 4-4 | 2 | 7 | 12 |
| 22 Pete Nance* | 28:35 | 6-19 | 1-1 | 7 | 5 | 15 |
| Ty Berry* | 27:20 | 3-7 | 0-0 | 3 | 0 | 9 |
| 31 Robbie Beran* | 25:05 | 3-5 | 0-0 | 5 | 1 | 7 |
| 14 Casey Simmons* | 15:10 | 0-2 | 0-0 | 2 | 0 | 0 |
| 2 Ryan Greer | 29:41 | 3-8 | 3-3 | 6 | 1 | 9 |
| 9 5 Julian Roper II | 29:14 | 1-7 | 2-2 | 6 | 1 | 5 |
| 21 Elyjah Williams | 19:55 | 5-8 | 1-2 | 4 | 0 | 11 |
| 15 Ryan Young | 16:25 | 1-2 | 3-6 | 3 | 1 | 5 |

| Wake Forest | Min | FG | FT | R | A | TP |
|-----------------------|-------|------|-----|---|---|----|
| 0 Jake LaRavia* | 44:14 | 7-10 | 5-5 | 7 | 2 | 21 |
| 31 Alondes Williams* | 41:04 | 8-15 | 3-4 | 9 | 4 | 21 |
| 1 Isaiah Mucius* | 39:02 | 3-8 | 3-4 | 5 | 2 | 12 |
| 4 Daivien Williamson* | 33:35 | 3-7 | 1-2 | 3 | 1 | 9 |
| 13 Dallas Walton* | 33:03 | 3-8 | 0-0 | 4 | 3 | 7 |
| 11 Carter Whitt | 13:18 | 2-6 | 0-0 | 2 | 0 | 4 |
| 20 Khadim Sy | 12:43 | 1-3 | 1-3 | 2 | 1 | 3 |
| 2 Cameron Hildreth | 8:01 | 0-2 | 0-0 | 2 | 1 | 0 |

| Points from | NU | WFU |
|---------------|----|-----|
| Turnovers | 11 | 15 |
| Paint | 32 | 22 |
| Second Chance | 14 | 0 |
| Fast Breaks | 11 | 12 |
| Bench | 30 | 7 |

| Period by Period Scoring | First | Second | OT | Total |
|--------------------------|-------|--------|----|-------|
| NU | 32 | 32 | 9 | 73 |
| WFU | 37 | 27 | 13 | 77 |



GAME 9
WAKE FOREST 80
VIRGINIA TECH 61

DEC. 4 - CASSELL COLISEUM - ACCN

| Wake Forest | Min | FG | FT | R | A | TP |
|-----------------------|-------|------|-----|---|---|----|
| 31 Alondes Williams* | 34:56 | 4-7 | 1-4 | 7 | 9 | 10 |
| 0 Jake LaRavia* | 35:05 | 3-7 | 3-4 | 7 | 2 | 10 |
| 4 Daivien Williamson* | 34:40 | 8-14 | 0-0 | 3 | 2 | 19 |
| 13 Dallas Walton* | 30:58 | 7-10 | 2-2 | 2 | 1 | 17 |
| 1 Isaiah Mucius* | 18:48 | 4-5 | 0-0 | 2 | 1 | 9 |
| 20 Khadim Sy | 20:45 | 3-3 | 1-2 | 0 | 0 | 7 |
| 2 Cameron Hildreth | 16:01 | 3-5 | 0-0 | 3 | 1 | 6 |
| 11 Carter Whitt | 8:47 | 1-1 | 0-0 | 1 | 1 | 2 |

| Virginia Tech | Min | FG | FT | R | A | TP |
|-------------------|-------|------|-----|---|---|----|
| 22 Keve Aluma* | 36:16 | 8-16 | 3-4 | 9 | 5 | 23 |
| 4 Nahiem Alleyne* | 33:31 | 1-7 | 4-4 | 3 | 1 | 7 |
| 5 Storm Murphy* | 33:37 | 3-7 | 0-0 | 0 | 3 | 7 |
| 0 Hunter Cattoor* | 30:55 | 1-5 | 0-0 | 2 | 2 | 2 |
| 25 Justyn Mutts* | 28:22 | 7-10 | 0-0 | 3 | 3 | 15 |
| 1 David N'Guessan | 17:19 | 0-6 | 0-0 | 3 | 0 | 0 |
| 13 Darius Maddox | 12:11 | 2-3 | 0-0 | 1 | 0 | 5 |
| 3 Sean Peddula | 5:14 | 0-1 | 0-0 | 0 | 0 | 0 |
| 21 John Ojiako | 2:35 | 1-1 | 0-0 | 3 | 0 | 2 |

| Points from | WFU | VT |
|---------------|-----|----|
| Turnovers | 17 | 10 |
| Paint | 48 | 28 |
| Second Chance | 5 | 6 |
| Fast Breaks | 5 | 4 |
| Bench | 15 | 7 |

| Period by Period Scoring | First | Second | Total |
|--------------------------|-------|--------|-------|
| WFU | 38 | 42 | 80 |
| VT | 34 | 27 | 61 |



GAME 11
VMI 70
WAKE FOREST 77

DEC. 14 - LJVM - RSN

| VMI | Min | FG | FT | R | A | TP |
|--------------------|-------|------|-----|----|---|----|
| 10 Kamdyn Curfman* | 38:28 | 9-17 | 0-1 | 6 | 4 | 24 |
| 34 Jake Stephens* | 35:44 | 4-10 | 2-2 | 10 | 1 | 12 |
| 30 Sean Conway* | 28:18 | 2-11 | 0-0 | 2 | 2 | 5 |
| 2 Trey Bonham* | 24:21 | 2-5 | 0-0 | 3 | 6 | 4 |
| 24 Tanner Mans* | 21:11 | 2-6 | 2-2 | 3 | 2 | 7 |
| 3 Honor Huff | 17:43 | 5-8 | 1-1 | 2 | 1 | 13 |
| 1 Brennan Watkins | 14:50 | 1-5 | 0-0 | 3 | 1 | 3 |
| 0 Louis Tang | 14:02 | 1-3 | 0-0 | 3 | 0 | 2 |
| 12 Lewis Rowe | 5:23 | 0-1 | 0-0 | 1 | 0 | 0 |

| Wake Forest | Min | FG | FT | R | A | TP |
|-----------------------|-------|-------|-------|---|---|----|
| 31 Alondes Williams* | 39:53 | 11-20 | 12-13 | 5 | 3 | 36 |
| 1 Isaiah Mucius* | 35:07 | 3-9 | 2-2 | 3 | 1 | 11 |
| 13 Dallas Walton* | 32:15 | 0-4 | 7-8 | 9 | 1 | 7 |
| 4 Daivien Williamson* | 29:54 | 2-11 | 2-2 | 6 | 1 | 7 |
| 20 Khadim Sy* | 25:36 | 2-5 | 0-0 | 8 | 0 | 4 |
| 2 Cameron Hildreth | 23:29 | 3-7 | 5-6 | 8 | 0 | 12 |
| 11 Carter Whitt | 13:36 | 0-2 | 0-0 | 3 | 0 | 0 |

| Points from | VMI | WFU |
|---------------|-----|-----|
| Turnovers | 8 | 8 |
| Paint | 22 | 16 |
| Second Chance | 6 | 7 |
| Fast Breaks | 4 | 7 |
| Bench | 18 | 12 |

| Period by Period Scoring | First | Second | Total |
|--------------------------|-------|--------|-------|
| VMI | 42 | 28 | 70 |
| WFU | 29 | 48 | 77 |



GAME 10
USC UPSTATE 53
WAKE FOREST 79

DEC. 11 - LJVM - RSN

| USC Upstate | Min | FG | FT | R | A | TP |
|-----------------------|-------|------|-----|---|---|----|
| 34 Josh Aldrich* | 26:11 | 0-6 | 0-0 | 5 | 0 | 0 |
| 4 Jalen Breazeale* | 28:03 | 1-3 | 0-0 | 6 | 1 | 2 |
| 5 Bryson Mozone* | 28:35 | 3-11 | 0-0 | 6 | 2 | 7 |
| 11 Jordan Gainey* | 23:48 | 4-7 | 0-0 | 3 | 1 | 10 |
| 24 Nick Alves* | 25:35 | 4-8 | 1-3 | 1 | 0 | 10 |
| 3 Mysta Goodloe | 15:04 | 1-6 | 0-0 | 2 | 0 | 3 |
| 0 Khydaris Smith | 3:53 | 0-3 | 0-0 | 1 | 0 | 0 |
| 1 Quentin Hodge | 13:10 | 2-5 | 4-4 | 1 | 0 | 9 |
| 12 Dalvin White | 11:57 | 1-4 | 0-0 | 1 | 3 | 2 |
| 2 Cartier Jernigan | 3:02 | 0-1 | 0-0 | 0 | 0 | 0 |
| 35 Ahmir Langlais | 9:07 | 1-4 | 0-0 | 2 | 1 | 2 |
| 25 Jayaveouds Watson | 6:07 | 3-3 | 2-4 | 2 | 0 | 8 |
| 14 Floyd Rideau Jr. | 2:44 | 0-0 | 0-0 | 0 | 0 | 0 |
| 23 Dave Dickerson III | 2:44 | 0-0 | 0-0 | 1 | 0 | 0 |

| Wake Forest | Min | FG | FT | R | A | TP |
|-----------------------|-------|------|-----|----|----|----|
| 1 Isaiah Mucius* | 16:54 | 2-5 | 0-0 | 1 | 2 | 5 |
| 13 Dallas Walton* | 24:51 | 6-8 | 1-2 | 5 | 2 | 14 |
| 0 Jake LaRavia* | 23:39 | 3-6 | 0-0 | 6 | 1 | 6 |
| 4 Daivien Williamson* | 20:15 | 2-4 | 4-4 | 2 | 0 | 9 |
| 31 Alondes Williams* | 31:19 | 5-11 | 5-5 | 14 | 10 | 16 |
| 20 Khadim Sy | 25:03 | 3-7 | 0-0 | 6 | 1 | 7 |
| 2 Cameron Hildreth | 19:47 | 0-3 | 0-0 | 2 | 1 | 0 |
| 11 Carter Whitt | 20:53 | 6-9 | 0-1 | 6 | 2 | 16 |
| 23 Lucas Taylor | 3:07 | 0-2 | 1-2 | 0 | 0 | 1 |
| 33 Matthew Marsh | 3:07 | 0-2 | 2-2 | 1 | 0 | 2 |
| 40 RJ Kennah | 2:13 | 0-0 | 1-2 | 0 | 0 | 1 |
| 45 Anthony Mathis Jr. | 2:13 | 0-1 | 0-0 | 0 | 0 | 0 |
| 51 Kevin Dunn | 2:13 | 0-2 | 0-0 | 1 | 0 | 0 |
| 52 Grant van Beveren | 2:13 | 1-1 | 0-0 | 1 | 0 | 2 |
| 55 Miles Lester | 2:13 | 0-1 | 0-0 | 0 | 0 | 0 |

| Points from | USCU | WFU |
|---------------|------|-----|
| Turnovers | 13 | 17 |
| Paint | 22 | 38 |
| Second Chance | 6 | 10 |
| Fast Breaks | 13 | 15 |
| Bench | 24 | 29 |

| Period by Period Scoring | First | Second | Total |
|--------------------------|-------|--------|-------|
| USCU | 18 | 35 | 53 |
| WFU | 29 | 50 | 79 |



GAME 12
WAKE FOREST 82
CHARLOTTE 79

DEC. 17 - SPECTRUM CENTER - ACCN

| Wake Forest | Min | FG | FT | R | A | TP |
|-----------------------|-------|-------|-----|---|---|----|
| 31 Alondes Williams* | 39:14 | 15-23 | 2-3 | 8 | 7 | 34 |
| 4 Daivien Williamson* | 38:27 | 3-9 | 1-2 | 4 | 0 | 8 |
| 1 Isaiah Mucius* | 37:38 | 7-13 | 2-2 | 8 | 4 | 20 |
| 13 Dallas Walton* | 30:11 | 6-10 | 2-2 | 3 | 2 | 14 |
| 20 Khadim Sy* | 28:17 | 3-6 | 0-0 | 2 | 2 | 6 |
| 11 Carter Whit | 19:56 | 0-1 | 0-0 | 1 | 2 | 0 |
| 2 Cameron Hildreth | 6:39 | 0-3 | 0-0 | 2 | 0 | 0 |
| 23 Lucas Taylor | 0:38 | 0-0 | 0-0 | 0 | 0 | 0 |

| Charlotte | Min | FG | FT | R | A | TP |
|---------------------|-------|-------|-----|---|---|----|
| 1 Jahmir Young* | 38:21 | 12-21 | 1-2 | 9 | 4 | 27 |
| 2 Austin Butler* | 37:06 | 4-6 | 0-1 | 5 | 0 | 8 |
| 20 Robert Braswell* | 34:41 | 4-11 | 0-0 | 4 | 0 | 9 |
| 0 Clyde Trapp* | 32:30 | 6-9 | 2-2 | 5 | 2 | 17 |
| 15 Aly Khalifa* | 27:34 | 4-9 | 2-6 | 4 | 2 | 10 |
| 5 Marvin Cannon | 13:35 | 2-3 | 3-4 | 0 | 1 | 8 |
| 25 Jared Garcia | 9:41 | 0-1 | 0-0 | 1 | 1 | 0 |
| 35 Luka vasic | 4:39 | 0-0 | 0-0 | 1 | 0 | 0 |
| 10 Perry Francois | 1:53 | 0-0 | 0-0 | 2 | 0 | 0 |

| Points from | WFU | UNC-C |
|---------------|-----|-------|
| Turnovers | 10 | 11 |
| Paint | 44 | 44 |
| Second Chance | 9 | 7 |
| Fast Breaks | 4 | 6 |
| Bench | 0 | 8 |

| Period by Period Scoring | First | Second | Total |
|--------------------------|-------|--------|-------|
| WFU | 48 | 34 | 82 |
| UNC-C | 34 | 45 | 79 |

WAKE FOREST MEN'S BASKETBALL



GAME 17
DUKE 76
WAKE FOREST 64

JAN. 12 - LJVM - ACCN

| Duke | Min | FG | FT | R | A | TP |
|----------------------|-------|-------|-----|---|---|----|
| 0 Wendell Moore Jr.* | 39:17 | 2-5 | 3-5 | 5 | 6 | 7 |
| 5 Paolo Banchemo* | 37:36 | 11-23 | 0-0 | 5 | 1 | 24 |
| 21 AJ Griffin* | 35:44 | 8-11 | 3-5 | 4 | 1 | 22 |
| 1 Trevor Keels* | 28:01 | 5-9 | 1-2 | 3 | 4 | 11 |
| 15 Mark Williams* | 21:45 | 3-6 | 0-0 | 7 | 0 | 6 |
| 3 Jeremy Roach | 19:38 | 2-4 | 0-0 | 0 | 1 | 5 |
| 13 Joey Baker | 11:32 | 0-2 | 1-3 | 1 | 0 | 1 |
| 12 Theo John | 06:27 | 0-1 | 0-0 | 1 | 0 | 0 |

| Wake Forest | Min | FG | FT | R | A | TP |
|----------------------|-------|-------|-----|---|---|----|
| 31 Alondes Williams* | 35:56 | 11-21 | 2-3 | 7 | 4 | 25 |
| 13 Dallas Walton* | 35:40 | 2-7 | 0-1 | 8 | 0 | 4 |
| 1 Isaiah Mucius* | 24:34 | 2-6 | 0-0 | 1 | 0 | 5 |
| 0 Jake LaRavia* | 28:30 | 4-6 | 6-7 | 5 | 1 | 14 |
| 11 Carter Whitt* | 03:27 | 0-0 | 0-0 | 0 | 0 | 0 |
| 20 Khadim Sy | 28:58 | 3-6 | 0-0 | 3 | 0 | 6 |
| 4 Daivien Williamson | 20:24 | 0-3 | 6-8 | 2 | 1 | 6 |
| 2 Cameron Hildreth | 22:31 | 2-5 | 0-1 | 8 | 1 | 4 |

| Points from | DU | WFU |
|---------------|----|-----|
| Turnovers | 22 | 11 |
| Paint | 44 | 36 |
| Second Chance | 0 | 11 |
| Fast Breaks | 11 | 7 |
| Bench | 6 | 16 |

| Period by Period Scoring | First | Second | Total |
|--------------------------|-------|--------|-------|
| DU | 35 | 41 | 76 |
| WFU | 29 | 35 | 64 |



GAME 18
WAKE FOREST 63
VIRGINIA 55

JAN. 15 - JPJ ARENA - RSN

| Wake Forest | Min | FG | FT | R | A | TP |
|-----------------------|-------|------|-----|---|---|----|
| 31 Alondes Williams* | 35:02 | 5-12 | 4-4 | 8 | 4 | 14 |
| 1 Isaiah Mucius* | 34:18 | 4-9 | 2-2 | 8 | 0 | 12 |
| 4 Daivien Williamson* | 34:06 | 4-8 | 1-1 | 4 | 1 | 12 |
| 0 Jake LaRavia* | 32:08 | 6-11 | 3-5 | 4 | 1 | 15 |
| 13 Dallas Walton* | 31:14 | 3-7 | 1-2 | 5 | 1 | 7 |
| 20 Khadim Sy | 21:06 | 1-2 | 0-0 | 3 | 0 | 3 |
| 11 Carter Whitt | 05:54 | 0-1 | 0-0 | 1 | 0 | 0 |
| 2 Cameron Hildreth | 03:31 | 0-1 | 0-0 | 1 | 0 | 0 |
| 25 Robert McCray | 02:41 | 0-0 | 0-0 | 0 | 0 | 0 |

| Virginia | Min | FG | FT | R | A | TP |
|-----------------------|-------|------|-----|---|---|----|
| 2 Reece Beekman* | 38:53 | 3-8 | 0-0 | 0 | 7 | 6 |
| 4 Armaan Franklin* | 35:36 | 7-11 | 1-2 | 3 | 3 | 18 |
| 1 Jayden Gardner* | 26:45 | 3-14 | 3-4 | 4 | 0 | 9 |
| 22 Francisco Caffaro* | 24:19 | 2-9 | 1-3 | 6 | 1 | 5 |
| 0 Kihei Clark* | 21:55 | 1-4 | 0-0 | 5 | 4 | 2 |
| 23 Kody Stratmann | 24:22 | 4-8 | 1-1 | 2 | 1 | 11 |
| 21 Kadin Shedrick | 18:51 | 1-3 | 2-2 | 5 | 1 | 4 |
| 24 Igor Milicic Jr. | 09:19 | 0-1 | 0-0 | 1 | 0 | 0 |

| Points from | WFU | UVA |
|---------------|-----|-----|
| Turnovers | 11 | 15 |
| Paint | 32 | 22 |
| Second Chance | 17 | 12 |
| Fast Breaks | 6 | 9 |
| Bench | 3 | 15 |

| Period by Period Scoring | First | Second | Total |
|--------------------------|-------|--------|-------|
| WFU | 27 | 36 | 63 |
| UVA | 29 | 26 | 55 |



GAME 19
WAKE FOREST 80
GEORGIA TECH 64

JAN. 19 - MCCAMISH PAVILION - ESPNU

| Wake Forest | Min | FG | FT | R | A | TP |
|-----------------------|-------|------|-----|---|---|----|
| 0 Jake LaRavia* | 40:00 | 5-7 | 1-1 | 5 | 9 | 13 |
| 31 Alondes Williams* | 36:40 | 8-13 | 2-2 | 7 | 9 | 19 |
| 1 Isaiah Mucius* | 32:08 | 8-12 | 0-0 | 2 | 1 | 18 |
| 4 Daivien Williamson* | 23:30 | 4-9 | 0-0 | 2 | 0 | 11 |
| 13 Dallas Walton* | 21:36 | 5-7 | 1-1 | 3 | 1 | 11 |
| 20 Khadim Sy | 22:08 | 0-3 | 0-0 | 5 | 0 | 0 |
| 11 Carter Whitt | 12:17 | 1-2 | 0-0 | 0 | 3 | 2 |
| 30 Damari Monsanto | 11:41 | 2-5 | 0-0 | 8 | 0 | 6 |

| Georgia Tech | Min | FG | FT | R | A | TP |
|--------------------|-------|------|-----|---|---|----|
| 0 Michael Devoe* | 33:01 | 9-21 | 2-2 | 1 | 2 | 22 |
| 12 Khalid Moore* | 27:39 | 1-3 | 2-2 | 3 | 1 | 4 |
| 1 Kyle Sturdivant* | 25:42 | 2-4 | 0-0 | 2 | 1 | 4 |
| 4 Jordan Usher* | 22:40 | 5-10 | 2-6 | 5 | 0 | 13 |
| 2 Saba Gigiberia* | 16:47 | 4-8 | 0-0 | 1 | 3 | 8 |
| 10 Dallan Coleman | 20:48 | 2-8 | 0-0 | 3 | 0 | 5 |
| 24 Rodney Howard | 16:25 | 0-2 | 1-2 | 4 | 3 | 1 |
| 5 Deivon Smith | 15:18 | 1-1 | 0-0 | 2 | 3 | 2 |
| 11 Tristan Maxwell | 10:56 | 1-8 | 1-2 | 4 | 1 | 4 |
| 13 Miles Kelly | 10:44 | 0-0 | 1-1 | 3 | 0 | 1 |

| Points from | WFU | GT |
|---------------|-----|----|
| Turnovers | 21 | 14 |
| Paint | 48 | 30 |
| Second Chance | 2 | 9 |
| Fast Breaks | 24 | 13 |
| Bench | 8 | 13 |

| Period by Period Scoring | First | Second | Total |
|--------------------------|-------|--------|-------|
| WFU | 37 | 43 | 80 |
| GT | 33 | 31 | 64 |



GAME 20
NORTH CAROLINA 76
WAKE FOREST 98

JAN. 22 - LJVM - ACCN

| North Carolina | Min | FG | FT | R | A | TP |
|------------------|-------|------|-----|----|---|----|
| 4 RJ Davis* | 30:43 | 6-12 | 4-5 | 5 | 3 | 18 |
| 2 Caleb Love* | 29:43 | 3-15 | 2-2 | 4 | 3 | 9 |
| 5 Armando Bacot* | 25:18 | 4-12 | 4-8 | 12 | 1 | 12 |
| 45 Brady Manek* | 25:02 | 8-17 | 3-4 | 8 | 0 | 22 |
| 1 Leaky Black* | 15:41 | 0-2 | 0-0 | 1 | 0 | 0 |
| 13 Dawson Garcia | 17:48 | 3-10 | 1-2 | 5 | 1 | 7 |
| 22 Justin McKoy | 16:23 | 1-1 | 2-2 | 4 | 1 | 4 |
| 14 Puff Johnson | 13:28 | 1-2 | 0-0 | 2 | 0 | 2 |
| 24 Kerwin Walton | 10:56 | 0-3 | 0-0 | 2 | 0 | 0 |
| 11 D'Marco Dunn | 08:38 | 0-5 | 0-0 | 0 | 0 | 0 |
| 3 Dontrez Styles | 06:20 | 1-2 | 0-0 | 1 | 0 | 2 |

| Wake Forest | Min | FG | FT | R | A | TP |
|-----------------------|-------|------|-------|----|---|----|
| 0 Jake LaRavia* | 37:29 | 9-13 | 12-15 | 10 | 4 | 31 |
| 31 Alondes Williams* | 31:41 | 9-15 | 2-5 | 6 | 3 | 23 |
| 4 Daivien Williamson* | 29:55 | 7-9 | 2-2 | 3 | 1 | 19 |
| 1 Isaiah Mucius* | 25:59 | 0-2 | 0-0 | 2 | 0 | 0 |
| 13 Dallas Walton* | 13:06 | 0-2 | 0-0 | 2 | 0 | 0 |
| 30 Damari Monsanto | 19:34 | 4-11 | 2-2 | 5 | 1 | 13 |
| 20 Khadim Sy | 13:48 | 0-2 | 0-0 | 2 | 1 | 0 |
| 11 Carter Whitt | 10:05 | 0-1 | 1-2 | 1 | 0 | 1 |
| 33 Matthew Marsh | 09:46 | 2-2 | 3-4 | 4 | 0 | 7 |
| 2 Cameron Hildreth | 02:31 | 1-1 | 2-2 | 2 | 0 | 4 |
| 23 Lucas Taylor | 02:31 | 0-0 | 0-0 | 0 | 1 | 0 |
| 25 Robert McCray | 02:31 | 0-0 | 0-0 | 1 | 0 | 0 |
| 55 Miles Lester | 01:04 | 0-1 | 0 | 0 | 0 | 0 |

| Points from | UNC | WFU |
|---------------|-----|-----|
| Turnovers | 7 | 21 |
| Paint | 36 | 40 |
| Second Chance | 29 | 5 |
| Fast Breaks | 2 | 30 |
| Bench | 15 | 25 |

| Period by Period Scoring | First | Second | Total |
|--------------------------|-------|--------|-------|
| UNC | 36 | 40 | 76 |



GAME 25
WAKE FOREST
NC STATE

69
51

FEB. 9 - PNC ARENA - ACCN

| Wake Forest | Min | FG | FT | R | A | TP |
|-----------------------|-------|------|-----|---|---|----|
| 0 Jake LaRavia* | 38:16 | 2-8 | 2-4 | 7 | 8 | 6 |
| 31 Alondes Williams* | 37:29 | 7-10 | 1-4 | 9 | 6 | 17 |
| 4 Daivien Williamson* | 34:46 | 4-8 | 2-3 | 2 | 0 | 11 |
| 1 Isaiah Mucius* | 29:30 | 4-9 | 1-2 | 2 | 0 | 13 |
| 13 Dallas Walton* | 17:35 | 4-7 | 0-0 | 5 | 0 | 9 |
| 20 Khadim Sy | 28:10 | 6-7 | 0-0 | 7 | 1 | 13 |
| 30 Damari Monsanto | 08:16 | 0-1 | 0-0 | 1 | 0 | 0 |
| 11 Carter Whitt | 05:35 | 0-0 | 0-0 | 0 | 2 | 0 |
| 2 Cameron Hildreth | 00:23 | 0-0 | 0-0 | 0 | 0 | 0 |

| NC State | Min | FG | FT | R | A | TP |
|---------------------|-------|------|------|----|---|----|
| 4 Jericole Hellems* | 40:00 | 3-12 | 2-2 | 3 | 1 | 9 |
| 1 Dereon Seabron* | 37:52 | 8-15 | 6-10 | 7 | 1 | 22 |
| 11 Jaylon Gibson* | 30:21 | 1-4 | 0-0 | 11 | 2 | 2 |
| 14 Casey Morsell* | 29:25 | 1-7 | 0-0 | 3 | 1 | 2 |
| 0 Terquavion Smith* | 29:15 | 3-16 | 0-0 | 2 | 4 | 8 |
| 3 Cam Hayes | 20:21 | 0-2 | 2-3 | 6 | 3 | 2 |
| 21 Ebenezer Dowuona | 09:39 | 3-3 | 0-0 | 0 | 0 | 6 |
| 05 Thomas Allen | 02:08 | 0-0 | 0-0 | 0 | 0 | 0 |
| 10 Breon Pass | 00:59 | 0-0 | 0-0 | 0 | 0 | 0 |

| Points from | WFU | NCST |
|---------------|-----|------|
| Turnovers | 7 | 9 |
| Paint | 34 | 30 |
| Second Chance | 2 | 7 |
| Fast Breaks | 11 | 13 |
| Bench | 13 | 8 |

| Period by Period Scoring | First | Second | Total |
|--------------------------|-------|--------|-------|
| NC State | 28 | 23 | 51 |
| Wake Forest | 31 | 38 | 69 |

2021-22 CONFERENCE STATS

Game Records

| Record | Overall | Home | Away | Neutral |
|----------------|---------|------|------|---------|
| ALL GAMES | 10-4 | 5-1 | 5-3 | 0-0 |
| CONFERENCE | 10-4 | 5-1 | 5-3 | 0-0 |
| NON-CONFERENCE | 0-0 | 0-0 | 0-0 | 0-0 |

Score by Periods

| Team | 1st | 2nd | OT | TOT |
|-------------|-----|-----|----|------|
| Wake Forest | 502 | 568 | 8 | 1078 |
| Opponents | 430 | 527 | 5 | 962 |

Team Box Score

| No. | Player | | | | Total | | 3-Point | | F-Throw | | Rebounds | | | | | | | | | | | |
|------------------|---------------------|-----------|-------------|------|----------------|-------------|----------------|-------------|----------------|-------------|------------|------------|------------|-------------|------------|----------|------------|------------|-----------|------------|-------------|-------------|
| | | GP-GS | MIN | AVG | FG-FGA | FG% | 3FG-3FGA | 3FG% | FT-FTA | FT% | OFF | DEF | TOT | AVG | PF | DQ | A | TO | BLK | STL | PTS | AVG |
| 31 | WILLIAMS, Alondes | 14-14 | 490:16 | 35.0 | 92-189 | .487 | 18-58 | .310 | 47-70 | .671 | 27 | 78 | 105 | 7.5 | 28 | 0 | 82 | 65 | 8 | 14 | 249 | 17.8 |
| 0 | LARAVIA, Jake | 14-14 | 501:23 | 35.8 | 70-129 | .543 | 10-31 | .323 | 59-79 | .747 | 31 | 68 | 99 | 7.1 | 37 | 0 | 61 | 37 | 18 | 15 | 209 | 14.9 |
| 4 | WILLIAMSON, Daivien | 12-11 | 347:24 | 29.0 | 53-106 | .500 | 26-59 | .441 | 20-24 | .833 | 3 | 23 | 26 | 2.2 | 17 | 0 | 16 | 10 | 0 | 5 | 152 | 12.7 |
| 1 | MUCIUS, Isaiah | 14-14 | 389:10 | 27.8 | 50-109 | .459 | 31-84 | .369 | 15-18 | .833 | 11 | 35 | 46 | 3.3 | 25 | 0 | 9 | 20 | 1 | 11 | 146 | 10.4 |
| 13 | WALTON, Dallas | 14-14 | 357:02 | 25.5 | 45-77 | .584 | 6-18 | .333 | 22-30 | .733 | 11 | 53 | 64 | 4.6 | 36 | 0 | 14 | 14 | 21 | 7 | 118 | 8.4 |
| 20 | SY, Khadim | 14-0 | 309:34 | 22.1 | 39-63 | .619 | 10-26 | .385 | 7-14 | .500 | 13 | 45 | 58 | 4.1 | 36 | 1 | 4 | 16 | 7 | 7 | 95 | 6.8 |
| 30 | MONSANTO, Damari | 7-0 | 102:23 | 14.6 | 15-41 | .366 | 13-33 | .394 | 2-2 | 1.000 | 3 | 22 | 25 | 3.6 | 12 | 0 | 5 | 8 | 2 | 4 | 45 | 6.4 |
| 33 | MARSH, Matthew | 5-0 | 21:35 | 4.3 | 5-5 | 1.000 | 0-0 | .000 | 3-4 | .750 | 1 | 7 | 8 | 1.6 | 1 | 0 | 0 | 0 | 1 | 0 | 13 | 2.6 |
| 2 | HILDRETH, Cameron | 12-0 | 113:24 | 9.5 | 11-29 | .379 | 0-9 | .000 | 2-5 | .400 | 4 | 26 | 30 | 2.5 | 13 | 0 | 8 | 10 | 0 | 7 | 24 | 2.0 |
| 25 | MCCRAY, Robert | 6-0 | 14:03 | 2.3 | 5-6 | .833 | 1-2 | .500 | 0-0 | .000 | 1 | 1 | 2 | 0.3 | 3 | 0 | 1 | 0 | 0 | 0 | 11 | 1.8 |
| 11 | WHITT, Carter | 14-3 | 163:33 | 11.7 | 6-24 | .250 | 2-12 | .167 | 2-4 | .500 | 0 | 18 | 18 | 1.3 | 10 | 0 | 21 | 15 | 1 | 4 | 16 | 1.1 |
| 55 | LESTER, Miles | 2-0 | 01:43 | 0.9 | 0-2 | .000 | 0-2 | .000 | 0-0 | .000 | 0 | 0 | 0 | 0.0 | 0 | 0 | 0 | 0 | 0 | 0 | 0 | 0.0 |
| 23 | TAYLOR, Lucas | 6-0 | 13:31 | 2.3 | 0-2 | .000 | 0-0 | .000 | 0-0 | .000 | 0 | 1 | 1 | 0.2 | 1 | 0 | 1 | 1 | 0 | 0 | 0 | 0.0 |
| Team | | | | | | | | | | | 13 | 23 | 36 | | | | | 5 | | | | |
| Total | | 14 | 2825 | | 391-782 | .500 | 117-334 | .350 | 179-250 | .716 | 118 | 400 | 518 | 37.0 | 219 | 1 | 222 | 201 | 59 | 74 | 1078 | 77.0 |
| Opponents | | 14 | 2825 | | 344-878 | .392 | 92-300 | .307 | 182-256 | .711 | 165 | 316 | 481 | 34.4 | 241 | 5 | 182 | 153 | 40 | 118 | 962 | 68.7 |

Team Statistics

| | WAKE | OPP |
|------------------------|----------------|----------------|
| Scoring | 1078 | 962 |
| Points per game | 77.0 | 68.7 |
| Scoring margin | +8.3 | - |
| Field goals-att | 391-782 | 344-878 |
| Field goal pct | .500 | .392 |
| 3 point fg-att | 117-334 | 92-300 |
| 3-point FG pct | .350 | .307 |
| 3-pt FG made per game | 8.4 | 6.6 |
| Free throws-att | 179-250 | 182-256 |
| Free throw pct | .716 | .711 |
| F-Throws made per game | 12.8 | 13.0 |
| Rebounds | 518 | 481 |
| Rebounds per game | 37.0 | 34.4 |
| Rebounding margin | +2.6 | - |
| Assists | 222 | 182 |
| Assists per game | 15.9 | 13.0 |
| Turnovers | 201 | 153 |
| Turnovers per game | 14.4 | 10.9 |
| Turnover margin | -3.4 | - |
| Assist/turnover ratio | 1.1 | 1.2 |
| Steals | 74 | 118 |
| Steals per game | 5.3 | 8.4 |
| Blocks | 59 | 40 |
| Blocks per game | 4.2 | 2.9 |
| Winning streak | 3 | - |
| Home win streak | 3 | - |
| Attendance | 48369 | 89961 |
| Home games-Avg/Game | 6-8062 | 8-11245 |
| Neutral site-Avg/Game | - | 0-0 |

Team Results

| Date | Opponent | | Score | Att. |
|------------|------------------|-----|-------|-------|
| 12/04/2021 | at Virginia Tech | W | 80-61 | 8925 |
| 12/29/2021 | at Louisville | L | 69-73 | 14120 |
| 01/01/2022 | at Miami (FL) | L | 84-92 | 3376 |
| 01/04/2022 | Florida St. | W | 76-54 | 4782 |
| 01/08/2022 | Syracuse | Wot | 77-74 | 7220 |
| 01/12/2022 | Duke | L | 64-76 | 14213 |
| 01/15/2022 | at Virginia | W | 63-55 | 13924 |
| 01/19/2022 | at Georgia Tech | W | 80-64 | 4698 |
| 01/22/2022 | North Carolina | W | 98-76 | 11898 |
| 01/24/2022 | Boston College | W | 87-57 | 4928 |
| 01/29/2022 | at Syracuse | L | 72-94 | 23194 |
| 02/02/2022 | Pittsburgh | W | 91-75 | 5328 |
| 02/05/2022 | at Florida St. | W | 68-60 | 10089 |
| 02/09/2022 | at NC State | W | 69-51 | 11635 |