

2022
HURRICANES BASEBALL
MEDIA GUIDE



PRESEASON **ALL-AMERICANS**

**CARSON
PALMQUIST**
LEFT-HANDED PITCHER

**YOHANDY
MORALES**
INFIELD

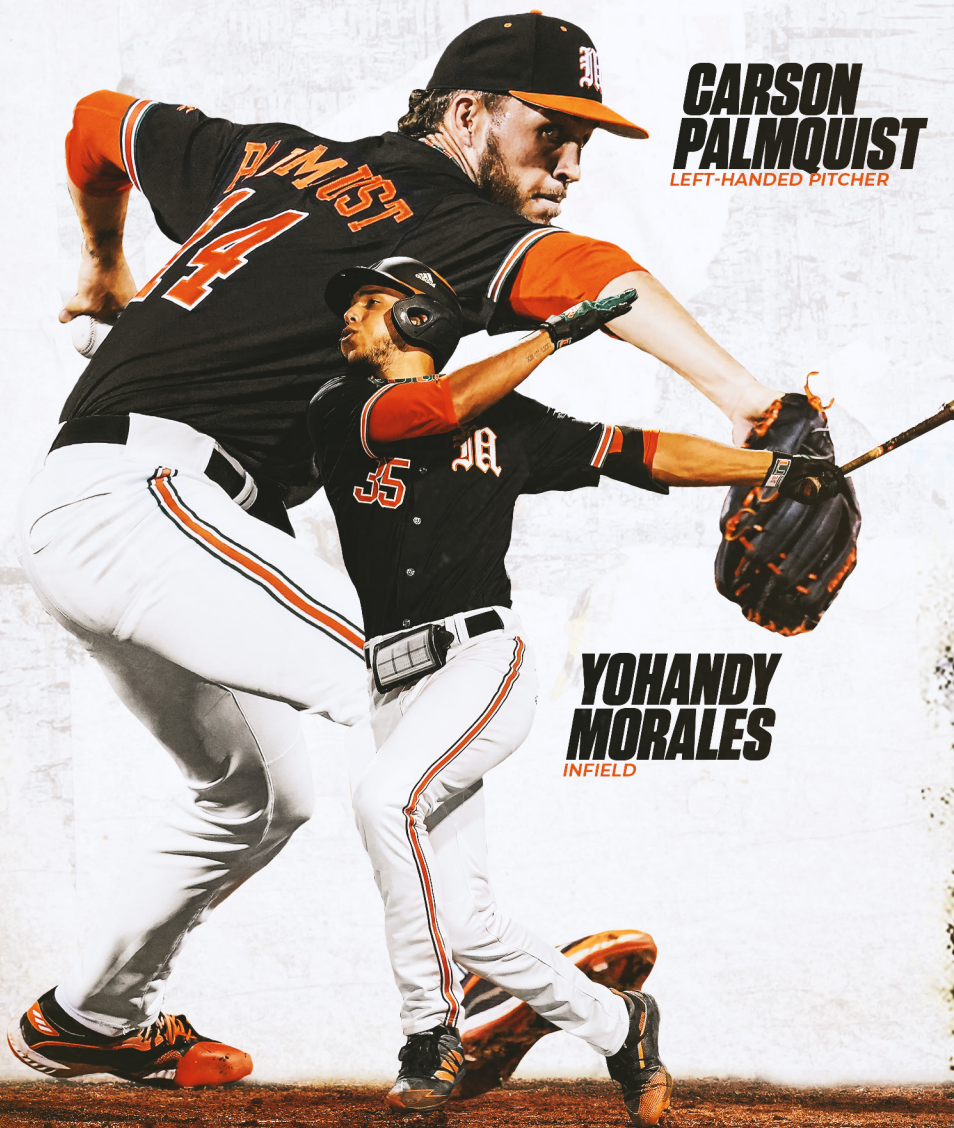




TABLE OF CONTENTS

MEDIA INFORMATION

| | |
|------|--|
| 1 | Table of Contents |
| 2 | Quick Facts |
| 3 | 2022 Schedule |
| 4 | Athletics Comm., Creative & Event Experience |
| 5 | Media Policies |
| 6 | University Administration |
| 7-11 | Athletics Administration |

2022 MIAMI HURRICANES

| | |
|-------|-----------------------------------|
| 13-14 | Head Coach Gino DiMare |
| 15 | Associate Head Coach J.D. Arteaga |
| 16 | Assistant Coach Norberto Lopez |
| 17 | Assistant Coach Brandon Brewer |
| 18-19 | Strength and Support Staff |

2022 MIAMI HURRICANES

| | |
|-------|-------------------------------------|
| 21 | A Look at the 2022 Miami Hurricanes |
| 22 | Numerical Roster |
| 23 | Alphabetical Roster |
| 24-34 | Student-Athlete Profiles |

MIAMI HURRICANES BASEBALL HISTORY

| | |
|---------|--|
| 36 | Baseball in South Florida: A Hurricane Tradition |
| 37-38 | Miami Skippers |
| 39 | Ron Fraser: The Wizard of College Baseball |
| 40 | Jim Morris: 25 Years of Excellence at The U |
| 41 | Yearly Records |
| 42-73 | All-Time Results |
| 74-75 | All-Time Series History |
| 76-119 | All-Time Series Results |
| 120 | All-Time NCAA Tournament History |
| 121-122 | College Baseball Hall of Fame Inductees |
| 123-124 | National Award Winners |
| 125-127 | Baseball All-Americans |
| 128 | Freshman All-Americans |

MIAMI HURRICANES BASEBALL HISTORY

| | |
|---------|---|
| 129-30 | All-ACC Selections |
| 131 | All-ACC Tournament Selections |
| 132-133 | Miami Baseball Retired Numbers |
| 134-135 | All-Time #ProCanes By Team |
| 136-138 | MLB Draft Picks & Signees |
| 139-144 | Canes All-Time Lettermen |
| 145 | Attendance History |
| 146-147 | University of Miami Sports Hall of Fame |
| 148-152 | Team Records |
| 153-156 | Individual Leaders - Batting |
| 156-158 | Individual Leaders - Pitching |

2022 MIAMI BASEBALL MEDIA GUIDE

- **EDITOR:** Josh White
- **LAYOUT:** Josh White
- **EDITORIAL ASSISTANCE:** Seth Goodman, Brendan Reilly, Alex Schwartz and previous members of the Miami communications staff
- **PHOTOGRAPHY:** JC Ridley, Richard Lewis
- **COVER & DESIGN:** James Karnib

QUICK FACTS

UNIVERSITY INFORMATION

| | |
|----------------------------------|---|
| Location | Coral Gables, Fla. |
| Enrollment | 19,096 |
| Founded | 1925 |
| Nickname | Hurricanes |
| Colors | Orange (PMS 1665), Green (PMS 3435) and White |
| President | Dr. Julio Frenk |
| Director of Athletics | Dan Radakovich |
| Faculty Athletics Representative | Dr. Marvin Dawkins |
| Conference | Atlantic Coast Conference |
| Stadium / Capacity | Alex Rodriguez Park at Mark Light Field / 3,552 |
| Ticket Office Phone | 1-800-GO-CANES |
| Website | MiamiHurricanes.com |
| Mailing Address | 5821 San Amaro Drive, Coral Gables, FL 33146 |

ATHLETICS ADMINISTRATION

| | |
|---|--------------------|
| VICE PRESIDENT/DIRECTOR OF ATHLETICS | Dan Radakovich |
| DEPUTY AD/CHIEF OPERATING OFFICER/SWA | Jennifer Strawley |
| DEPUTY AD/CHIEF FINANCIAL OFFICER | Jason Layton |
| SR. ASSOCIATE AD/COMPLIANCE | Craig Anderson |
| SR. ASSOCIATE AD/SALES & MARKETING | Dan Boyd |
| SR. ASSOCIATE AD/DEVELOPMENT | Chris Cohen |
| SR. ASSOCIATE AD/PERFORMANCE, HEALTH & WELLNESS | Luis Feigenbaum |
| SR. ASSOCIATE AD/STUDENT-ATHLETE DEVELOPMENT | Shirelle Jackson |
| SR. ASSOCIATE AD/ADMINISTRATION | Reneae Myles Payne |
| SR. ASSOCIATE AD/BUSINESS OPERATIONS | Matthew Smale |
| SR. ASSOCIATE AD/COMMUNICATIONS & DIGITAL STRATEGY | Carter Toole |
| SR. ASSOCIATE AD/ACADEMIC SERVICES | David Wyman |
| SR. ASSOCIATE AD/ACADEMIC SERVICES | Demetreus Darden |
| ASSOCIATE AD/FACILITIES & OPERATIONS | Tom Ponietowicz |
| ASSOCIATE AD/COMPLIANCE | Dan Raben |
| ASSOCIATE AD/ALUMNI PROGRAMS | Rick Remmert |
| ASSOCIATE AD/ATHLETIC TRAINING | Vinny Scavo |
| ASSISTANT AD/EVENT EXPERIENCE | Conrad Bradburn |
| ASSISTANT AD/STUDENT-ATHLETE BRAND DEVELOPMENT | Tim Brogdon |
| ASSISTANT AD/OLYMPIC SPORTS & TUTOR COORDINATOR | Heather de la Osa |
| ASSISTANT AD/TICKET SALES | Mackie Feierstein |
| ASSISTANT AD/COMMUNICATIONS | Camron Ghorbi |
| ASSISTANT AD/DEVELOPMENT | Jon Gombinski |
| ASSISTANT AD/TICKET OPERATIONS | Holdyn Halperin |
| ASSISTANT AD/DEVELOPMENT | Parker Poliakoff |
| ASSISTANT AD/VIDEO SERVICES | Andrew Rossetti |
| ASSISTANT AD/LEAD LEARNING SPECIALIST | Stephanie Shuey |
| ASSISTANT AD/CREATIVE SERVICES | Kyle Sopperan |
| ASSISTANT AD/PRODUCTION SERVICES | Drew Thomas |
| ASSISTANT AD/MARKETING & ANALYTICS | Alfred Vaca |

COACHING STAFF & SUPPORT STAFF

| | |
|--|------------------------|
| HEAD COACH | Gino DiMare |
| RECORD AT MIAMI | 86-45 (fourth season) |
| CAREER OVERALL RECORD | 86-45 (fourth season) |
| ASSOCIATE HEAD COACH / PITCHING | J.D. Arteaga |
| ASSISTANT COACH / RECRUITING COORDINATOR / CATCHERS | Norberto Lopez |
| ASSISTANT COACH / INFELDERS | Brandon Brewer |
| DIRECTOR OF PLAYER DEVELOPMENT | Jonathan Anderson |
| DIRECTOR OF BASEBALL OPERATIONS & CAMPS | Robert "G.M." McDaniel |
| STRENGTH & CONDITIONING COACH | H.R. Powell |
| ATHLETIC TRAINER/STAFF PHYSICAL THERAPIST | Julian Rivera |
| ATHLETICS COMMUNICATIONS | Josh White |
| ACADEMICS | Heather de la Osa |
| MARKETING | Conrad Bradburn |
| ADMINISTRATIVE ASSISTANT | Liliana Macias |

PROGRAM HISTORY

| | |
|--|----------------------------------|
| FIRST YEAR OF BASEBALL | 1940 |
| (78th season, No program from 1941-45 due to WWII) | |
| ALL-TIME RECORD | 2685-1,127-18 (.703) |
| ALL-TIME ACC RECORD | 304-178-1 (.630) |
| NATIONAL CHAMPIONSHIPS | 4 (1982, 1985, 1999, 2001) |
| NCAA TOURNAMENT APPEARANCES | 47 (1971, 1973-2016, 2019, 2021) |
| ALL-TIME NCAA TOURNAMENT RECORD | 199-103 (.659) |
| LAST NCAA TOURNAMENT OPPONENT | South Alabama (2021) |
| | L, 7-2 - Gainesville Regional |

| | |
|--|----|
| College World Series Appearances | 25 |
| (1974, 1978-82, 1984-86, 1988-89, 1992, 1994-99, 2001, 2003-04, 2006, 2008, 2015-16) | |

TEAM INFORMATION

| | |
|---|---------------------|
| 2021 Overall Record | 33-21 |
| Home/Away/Neutral | 18-7 / 14-10 / 1-4 |
| 2021 ACC Record / Finish | 20-15 / 2nd Coastal |
| Letterwinners Returning / Lost | 15 / 20 |
| Newcomers 19 (11 freshmen / 5 transfers, 2 JUCO transfers / 1 graduate transfer) | |

2022 HURRICANES

| KEY RETURNERS | CL | POS | AVG | HR | RBI |
|-----------------|-----|-----|------|----|-----|
| Yohandy Morales | So. | IF | .284 | 11 | 45 |
| CJ Kayfuss | So. | IF | .298 | 3 | 6 |
| Dominic Pitelli | So. | IF | .219 | 4 | 14 |
| Carlos Perez | So. | C | .222 | 1 | 6 |

| KEY RETURNERS | CL | POS | W-L | ERA | IP |
|-------------------|-----|-----|-----|------|------|
| Carson Palmquist | So. | LHP | 1-1 | 2.22 | 44.2 |
| Andrew Walters | So. | RHP | 0-0 | 1.46 | 24.2 |
| Alejandro Rosario | So. | RHP | 6-4 | 5.21 | 65.2 |
| Alex McFarlane | So. | RHP | 2-1 | 4.50 | 34.0 |
| Jake Garland | So. | RHP | 6-4 | 5.69 | 68.0 |

| KEY LOSSES | POS | KEY STATS |
|--|-----|------------------------------|
| Christian Del Castillo (<i>graduation</i>) | OF | .369, 11 2B, 4 HR, 40 RBI |
| Adrian Del Castillo (<i>draft</i>) | C | .275, 13 2B, 3 HR, 37 RBI |
| Jake Smith (<i>draft</i>) | RHP | 3-1, 3.45 ERA, 63 K, 47.0 IP |
| Anthony Vilar (<i>draft</i>) | IF | .275, 9 2B, 5 HR, 28 RBI |
| Raymond Gil (<i>transfer</i>) | IF | .292, 6 2B, 8 HR, 29 RBI |
| Alex Toral (<i>transfer</i>) | IF | .264, 7 2B, 7 HR, 29 RBI |

| KEY NEWCOMERS | CL | POS | B/T | HT | WT |
|--------------------|-----|-----|-----|-----|-----|
| Maxwell Romero Jr. | Jr. | C | L/R | 6-1 | 218 |
| Lorenzo Carrier | Fr. | OF | R/R | 6-5 | 218 |
| Karson Ligon | Fr. | RHP | R/R | 6-1 | 208 |
| Gage Ziehl | Fr. | RHP | R/R | 6-0 | 212 |

COMMUNICATIONS

| | |
|---|--|
| Assistant Director / Communications (Primary) | Josh White |
| Cell: 516-680-3878 | E-mail: joshwhite@miami.edu |
| Sr. Associate AD / Communications & Digital Strategy | Carter Toole |
| Cell: 615-598-8540 | E-mail: carter.toole@miami.edu |
| Assistant AD / Communications | Camron Ghorbi |
| Cell: 786-877-7329 | E-mail: c.ghorbi@miami.edu |
| Director / Communications | Alex Schwartz |
| Cell: 609-802-3674 | E-mail: alexschwartz@miami.edu |
| Director / Communications | Megan Barnes |
| Cell: 630-651-8801 | E-mail: meganbarnes@miami.edu |
| Assistant Director / Communications | Seth Goodman |
| Cell: 224-723-9645 | E-mail: smgoodman@miami.edu |
| Website | www.MiamiHurricanes.com |
| Twitter & Instagram | @MiamiHurricanes @CanesBaseball |
| Facebook | MiamiHurricanes CanesBaseball |
| Mailing Address | 5821 San Amaro Drive, Coral Gables, FL 33146 |

SOCIAL MEDIA ACCOUNTS

| | |
|---------------------------|------------------------------------|
| Official Athletics | Twitter: @MiamiHurricanes |
| | Facebook: /MiamiHurricanes |
| | Instagram: @MiamiHurricanes |
| Official Baseball | Twitter: /CanesBaseball |
| | Facebook: /CanesBaseball |
| | Instagram: CanesBaseball |
| Dan Radakovich | Twitter: @DanRadakovich |
| Gino DiMare | Twitter: @GinoDiMare1 |
| Miami Maniac | Twitter: @TheMiamiManiac |
| Sebastian the Ibis | Twitter: @UM_Sebastian |



2022 SCHEDULE

| DATE | OPPONENT | LOCATION | TIME |
|-----------|--------------------|--------------------|-----------|
| FEB. 18 | TOWSON | CORAL GABLES, FLA. | 7 p.m. |
| FEB. 19 | TOWSON (Game 1) | CORAL GABLES, FLA. | 2 p.m. |
| FEB. 19 | TOWSON (Game 2) | CORAL GABLES, FLA. | 7 p.m. |
| FEB. 20 | TOWSON | CORAL GABLES, FLA. | 1 p.m. |
| FEB. 23 | FAU | CORAL GABLES, FLA. | 6 p.m. |
| FEB. 25 | HARVARD | CORAL GABLES, FLA. | 7 p.m. |
| FEB. 26 | HARVARD | CORAL GABLES, FLA. | 7 p.m. |
| FEB. 27 | HARVARD | CORAL GABLES, FLA. | 1 p.m. |
| MAR. 4 | FLORIDA | CORAL GABLES, FLA. | 7 p.m. |
| MAR. 5 | FLORIDA | CORAL GABLES, FLA. | 7 p.m. |
| MAR. 6 | FLORIDA | CORAL GABLES, FLA. | 12 p.m. |
| Mar. 8 | FIU | Miami, Fla. | 7 p.m. |
| MAR. 11 | BOSTON COLLEGE* | CORAL GABLES, FLA. | 7 p.m. |
| MAR. 12 | BOSTON COLLEGE* | CORAL GABLES, FLA. | 7 p.m. |
| MAR. 13 | BOSTON COLLEGE* | CORAL GABLES, FLA. | 1 p.m. |
| Mar. 16 | at UCF | Orlando, Fla. | 6:30 p.m. |
| Mar. 18 | at Clemson* | Clemson, S.C. | 6 p.m. |
| Mar. 19 | at Clemson* | Clemson, S.C. | 3 p.m. |
| Mar. 20 | at Clemson* | Clemson, S.C. | 1 p.m. |
| Mar. 23 | at FAU | Boca Raton, Fla. | 6:30 p.m. |
| MAR. 25 | NORTH CAROLINA* | CORAL GABLES, FLA. | 7 p.m. |
| MAR. 26 | NORTH CAROLINA* | CORAL GABLES, FLA. | 7 p.m. |
| MAR. 27 | NORTH CAROLINA* | CORAL GABLES, FLA. | 1 p.m. |
| Mar. 30 | at FGCU | Fort Myers, Fla. | 6:30 p.m. |
| Apr. 1 | at Duke* | Durham, N.C. | 6 p.m. |
| Apr. 2 | at Duke* | Durham, N.C. | 3 p.m. |
| Apr. 3 | at Duke* | Durham, N.C. | 12 p.m. |
| APR. 5 | FGCU | CORAL GABLES, FLA. | 6 p.m. |
| APR. 6 | FIU | CORAL GABLES, FLA. | 6 p.m. |
| APR. 8 | VIRGINIA* | CORAL GABLES, FLA. | 7 p.m. |
| APR. 9 | VIRGINIA* | CORAL GABLES, FLA. | 7 p.m. |
| APR. 10 | VIRGINIA* | CORAL GABLES, FLA. | 1 p.m. |
| APR. 12 | FAU | CORAL GABLES, FLA. | 6 p.m. |
| Apr. 14 | at Virginia Tech* | Blacksburg, Va. | 7 p.m. |
| Apr. 15 | at Virginia Tech* | Blacksburg, Va. | 7 p.m. |
| Apr. 16 | at Virginia Tech* | Blacksburg, Va. | 2 p.m. |
| APR. 19 | BETHUNE-COOKMAN | CORAL GABLES, FLA. | 6 p.m. |
| APR. 22 | PITTSBURGH* | CORAL GABLES, FLA. | 7 p.m. |
| APR. 23 | PITTSBURGH* | CORAL GABLES, FLA. | 6 p.m. |
| APR. 24 | PITTSBURGH* | CORAL GABLES, FLA. | 1 p.m. |
| APR. 26 | STETSON | CORAL GABLES, FLA. | 6 p.m. |
| Apr. 29 | at Georgia Tech* | Atlanta, Ga. | 6 p.m. |
| Apr. 30 | at Georgia Tech* | Atlanta, Ga. | 4 p.m. |
| May 1 | at Georgia Tech* | Atlanta, Ga. | 1 p.m. |
| MAY 6 | NORTH DAKOTA STATE | CORAL GABLES, FLA. | 7 p.m. |
| MAY 7 | NORTH DAKOTA STATE | CORAL GABLES, FLA. | 7 p.m. |
| MAY 8 | NORTH DAKOTA STATE | CORAL GABLES, FLA. | 1 p.m. |
| MAY 11 | UCF | CORAL GABLES, FLA. | 6 p.m. |
| May 13 | at Florida State* | Tallahassee, Fla. | 7 p.m. |
| May 14 | at Florida State* | Tallahassee, Fla. | 7 p.m. |
| May 15 | at Florida State* | Tallahassee, Fla. | 12 p.m. |
| MAY 17 | FGCU | CORAL GABLES, FLA. | 6 p.m. |
| MAY 19 | NOTRE DAME* | CORAL GABLES, FLA. | 7 p.m. |
| MAY 20 | NOTRE DAME* | CORAL GABLES, FLA. | 7 p.m. |
| MAY 21 | NOTRE DAME* | CORAL GABLES, FLA. | 1 p.m. |
| May 24-29 | ACC Tournament | Charlotte, N.C. | TBA |

BOLD CAPS - home game, played at Alex Rodriguez Park at Mark Light Field in Coral Gables, Fla.

* - ACC game

All times Eastern and subject to change

ATHLETICS COMM., CREATIVE & EVENT EXPERIENCE

SENIOR STAFF

JASON LAYTON

DEPUTY AD / CFO

Alma Mater: St. Leo, 1999 Twitter: @laytonjason
 Office: 305-284-3231 Cell: 786-570-2637
 E-mail: jlayton@miami.edu

CARTER TOOLE

SENIOR ASSOCIATE AD / COMM. & DIGITAL STRATEGY

Alma Mater: North Carolina, 1995 Twitter: @CanesCarter
 Office: 305-284-3245 Cell: 615-598-8540
 E-mail: carter.toole@miami.edu

COMMUNICATIONS STAFF

CAMRON GHORBI

ASSISTANT AD / COMMUNICATIONS

FOOTBALL¹, SWIM & DIVE
 Alma Mater: Miami, 2011 Twitter: @CamronGhorbi
 Office: 305-284-3230 Cell: 786-877-7329
 E-mail: c.ghorbi@miami.edu

ALEX SCHWARTZ

DIRECTOR / COMMUNICATIONS

MEN'S BASKETBALL, WOMEN'S TENNIS, FOOTBALL²
 Alma Mater: Miami, 2013 Twitter: @AlexJSchwartz
 Office: 305-284-3249 Cell: 609-802-3674
 E-mail: alexschwartz@miami.edu

MEGAN BARNES

DIRECTOR / COMMUNICATIONS

WOMEN'S BASKETBALL, ROWING, MEN'S TENNIS
 Alma Mater: Missouri, 2017 Twitter: @MegBarnes3
 Office: 305-284-6797 Cell: 630-651-8801
 E-mail: meganbarnes@miami.edu

JOSH WHITE

ASSISTANT DIRECTOR / COMMUNICATIONS

BASEBALL, SOCCER, FOOTBALL³
 Alma Mater: Miami, 2020 Twitter: @JoshRWhite
 Office: 305-284-6656 Cell: 516-680-3878
 E-mail: joshwhite@miami.edu

SETH GOODMAN

ASSISTANT DIRECTOR / COMMUNICATIONS

VOLLEYBALL, GOLF, CROSS COUNTRY, TRACK & FIELD
 Alma Mater: Iowa, 2019
 Office: 305-284-6192 Cell: 224-723-9645
 E-mail: smgoodman@miami.edu

CHRISTY CABRERA CHIRINOS

SENIOR EDITOR

Alma Mater: Miami, 2000 Twitter: @ChristyChirinos
 Office: 305-284-6782 Cell: 224-723-9645
 E-mail: cchirinos@miami.edu

CREATIVE SERVICES STAFF

KYLE STOPPERAN

ASSISTANT AD / CREATIVE SERVICES

Alma Mater: Colorado State, 2001 Twitter: @KyleStopperan
 Office: 305-284-9485 E-mail: kstopperan@miami.edu

LEO RAMOS

DIRECTOR / BRAND MARKETING

Alma Mater: Miami, 2012
 Office: 305-284-3238 E-mail: lramos1@miami.edu

AUSTIN SAPIN

DIRECTOR / DIGITAL STRATEGY

Alma Mater: Miami, 2017 Twitter: @AustinSapin
 E-mail: a.sapin@umiami.edu

TESSA MORTENSEN

ASSOCIATE DIRECTOR / DIGITAL STRATEGY

Alma Mater: FGCU, 2016 Twitter: @tessamort
 Office: 305-284-6782 E-mail: tmortensen@miami.edu

KYLIE GREENWELL

ASSOCIATE DIRECTOR / DIGITAL STRATEGY

Alma Mater: Idaho State, 2020 Twitter: @KylieGreenwell
 Office: 305-284-6782 E-mail: kgreenwell@miami.edu

KEVIN ORTIZ

SENIOR GRAPHIC DESIGNER

Alma Mater: Puerto Rico-Carolina, 2015 Twitter: @openartz
 Office: 305-284-6782 E-mail: kevin.ortiz@miami.edu

JAMES KARNIB

GRAPHIC DESIGNER

Alma Mater: FIU, 2019 Twitter: @jameskarnib
 Office: 305-284-6782 E-mail: jck129@miami.edu

JACOB BROWN

SENIOR ATHLETICS VIDEO PRODUCER

Alma Mater: Tennessee, 2016 Twitter: @jakebrownnnn
 Office: 305-284-9816 E-mail: jakebrown@miami.edu

JIMMIE NELSON

ATHLETICS VIDEO PRODUCER

Alma Mater: USF, 2013 Twitter: @KingNelsonIV
 Office: 305-284-9816 E-mail: jnelson4@miami.edu

DAVID PAULA

ATHLETICS VIDEO PRODUCER

Alma Mater: Florida, 2016 Twitter: @D_Paula12
 Office: 305-284-9816 E-mail: dpaula@miami.edu

EVENT EXPERIENCE

CONRAD BRADBURN

ASSISTANT AD / EVENT EXPERIENCE

Alma Mater: Florida State, 2003
 Office: 305-284-2678 E-mail: cbradburn@miami.edu

MARLON CLARKE

DIRECTOR / EVENT EXPERIENCE

Alma Mater: Palm Beach State, 2012
 Office: 305-284-3382 E-mail: mx2670@miami.edu

WILL LAROSSA

ASSOCIATE DIRECTOR / EVENT EXPERIENCE

Alma Mater: Miami, 2020 Twitter: @willarossa
 Office: 305-284-3242 E-mail: wdl15@miami.edu



MEDIA POLICIES

COVERING THE HURRICANES

Interview requests for Miami baseball student-athletes and coaches must be submitted to Josh White (joshwhite@miami.edu) in all instances.

The Miami communications staff will make every effort to schedule a time to accommodate those requests, based on time constraints and academic/meeting obligations.

MEDIA CREDENTIALS

Requests for working media and photo credentials should be submitted to Josh White (joshwhite@miami.edu) by sports editors or sports directors of accredited media. There are no season credentials for 2021-22. Credentials will be distributed on a single-game basis only.

Requests should be made as early as possible and should be limited to working media only. Requests made within two days of the game may not be considered. Media members may pick up their single-game credential at the box office window at the front of Alex Rodriguez Park.

HEALTH AND SAFETY PROTOCOLS

A mask must be worn at all times inside the pressbox unless actively eating or drinking. Media representatives must bring their own mask that fully covers their nose and mouth, plus any other personal protective equipment they wish to use.

LIVE BROADCASTS

It is not permissible for any non-rights holder to broadcast over the air, stream over the internet (audio or video), or transmit in any other way, any live event without the consent of the University of Miami athletics department.

Live events include varsity contests, press conferences (including but not limited to weekly scheduled and postgame press conferences) and any other group media availability. Exceptions may be made for any major news-breaking event. Failure to follow this policy will result in having credentials revoked.

POSTGAME INTERVIEWS

All postgame interviews will be conducted through Zoom. Head coach Gino DiMare and select student-athletes will be available as soon as possible following home games. Links for the video conference will be provided to approved media who request access from Josh White (joshwhite@miami.edu) prior to first pitch.

Should the visiting team decide to conduct a postgame press conference, a Zoom link will be distributed accordingly to approved media who request access.

Miami will not hold any postgame press conferences for road games in the 2022 season.

Parking is available in the lots adjacent to Alex Rodriguez Park as well as on the street, via the PayByPhone app. There are no parking passes for Miami baseball games.

PHOTOGRAPHY

Miami follows NCAA and ACC rules regarding media representatives photographing games. Only properly credentialed photographers will be allowed in the designated photo areas at Alex Rodriguez Park at Mark Light Field as specified by the NCAA and ACC.

NO photographers will be permitted to shoot from inside the field of play. All photographers must remain in the designated photo areas outside of the field of play. Photo credentials are subject to revocation by the Miami athletics communications office at any time.

SCOUTS

Professional scouts may request credentials and are permitted to attend games. Approved individuals will be assigned a designated section and row to sit in. Scouts will be required to follow all of the same protocols as media members.

ARCHIVING OF EVENT AUDIO/VIDEO

It is not permissible for any non-rights holder to post, place, broadcast, or make available in any other way, audio or video event content that exceeds three (3) minutes in length. Events are defined as varsity contests, press conferences and any other group media availability. Archiving may not begin until the conclusion of the entire event. It is not permissible to reuse or post any video produced and/or owned by the University of Miami athletics department without the consent of the University.

UNAUTHORIZED CREDENTIAL USE

Credentials will be issued to working media only. Media credentials are not transferable and use by anyone other than members of the working media is unauthorized. Media credentials used in an unauthorized manner will be revoked immediately. Anyone allowing unauthorized individuals to use credentials will have their credentials revoked for the remainder of the year.

QUESTIONS?

Please contact Josh White via email at joshwhite@miami.edu or by phone at 516-680-3878 with any questions about the University of Miami baseball team.

UNIVERSITY ADMINISTRATION



DR. JULIO FRENK
UNIVERSITY PRESIDENT
UNIVERSIDAD NACIONAL
AUTÓNOMA DE MÉXICO, 1979

A fourth-generation physician whose paternal grandparents fled Germany in the early 1930s to build a new life in Mexico, Julio Frenk catalyzed his deep gratitude for the kindness of strangers into a lifelong mission to improve the health, education, and well-being of people around the world.

Dr. Frenk became the sixth president of the University of Miami in August of 2015. He also holds academic appointments as Professor of Public Health Sciences at the Leonard M. Miller School of Medicine and as Professor of Health Sector Management and Policy at the School of Business Administration.

Prior to joining the University of Miami, he was the dean of the Harvard T.H. Chan School of Public Health and the T & G Angelopoulos Professor of Public Health and International Development, a joint appointment with the Harvard Kennedy School of Government.

Julio Frenk served as the Minister of Health of Mexico from 2000 to 2006. There he pursued an ambitious agenda to reform the nation's health system and introduced a program of comprehensive universal coverage, known as Seguro Popular, which expanded access to health care for more than 55 million previously uninsured Mexicans.

He was the founding director-general of the National Institute of Public Health in Mexico, one of the leading institutions of his kind in the developing world. He also served as executive director in charge of Evidence and Information for Policy at the World Health Organization and as senior fellow in the global health program of the Bill & Melinda Gates Foundation, among other leadership positions.

Dr. Frenk holds a medical degree from the National University of Mexico, as well as a master of public health and a joint Ph.D. in Medical Care Organization and in Sociology from the University of Michigan. He has received honorary degrees from seven universities.

His scholarly production, which includes over 160 articles in academic journals, as well as many books and book chapters, has been cited more than 15,000 times. In addition, he has written three best-selling novels for youngsters explaining the functions of the human body.

He is a member of the American Academy of Arts and Sciences, the U.S. National Academy of Medicine, and the National Academy of Medicine of Mexico. He serves on the boards of the United Nations Foundation and the Robert Wood Johnson Foundation. He has received numerous recognitions, including the Clinton Global Citizen Award for changing the way practitioners and policy makers across the world think about health, the Bouchet Medal for Outstanding Leadership presented by Yale University for promoting diversity in graduate education, and the Welch-Rose Award for Distinguished Service from the Association of Schools and Programs of Public Health.



DR. MARVIN DAWKINS
FACULTY REPRESENTATIVE
EDWARD WATERS, 1970

Dr. Marvin Dawkins, a distinguished professor in the Department of Sociology at the University of Miami, is in his seventh year as the Faculty Athletics Representative. He was named to the post in April 2012, replacing Clyde McCoy after his 17 years of service in that role.

In his FAR post, Dawkins is responsible for ensuring the academic integrity of students participating in University athletic programs and helping to oversee institutional control of the Department of Athletics. The Faculty Athletics Representative serves as a liaison between the University and the athletic department. This individual is the University's voting delegate to the ACC and represents UM with the NCAA and ACC.

Dawkins received his doctorate from Florida State and completed his postdoctoral research fellowships at Howard University and The Johns Hopkins University. He previously served on the faculties of the University of Maryland, Old Dominion University and the University of Wisconsin-Parkside.

His research focuses on issues of race and social equity in such areas as education, career aspirations and mobility, substance abuse prevention, and sports. He has published widely in these areas, including his most recent article titled "Race and Pathways to Power in the National Football League" (with Jomills H. Braddock and Erica Smith), which appears in *American Behavioral Scientist* (2012).

His research on golf includes book chapters, scholarly articles, and the book *African American Golfers During the Jim Crow Era* (Praeger 2000), coauthored with Graham C. Kinloch. Dawkins was recently appointed to the United States Golf Association Museum Committee and is currently completing a study on the media treatment of black golfers from the Jim Crow era to the present.

ATHLETICS ADMINISTRATION



DAN RADAKOVICH
DIRECTOR OF ATHLETICS
INDIANA (PA.), 1980

Dan Radakovich was named the 14th Director of Athletics in University of Miami history on Dec. 8, 2021, returning to his roots as one of the nation's most decorated and successful college athletics administrators.

Radakovich, who most recently served as Director of Athletics at Clemson for nine years, launched his career at UM in 1983 as the Hurricanes' athletic business manager, an experience which charted a course that has now spanned seven schools and 30-plus years as a visionary leader in all aspects of college athletics.

"This is a significant moment for the future of athletics at the University of Miami," UM President Julio Frenk said upon Radakovich's hire. "Dan is one of the most highly regarded athletics directors in the country. He knows Miami well, from his time at the U and at Clemson, an ACC peer. His proven success, and the success that Dan has helped enable for student-athletes in the classroom and in competition, is reflective of our values. He has the experience, the relationships, and the passion it takes to ignite and sustain excellence—the very core of our bold vision for the future of Hurricanes Athletics."

Radakovich is the immediate past President of LEAD1, which represents athletic directors at the Division I level. He was named 2017 SportsBusiness Journal Athletic Director of the Year after being a finalist in 2015. In 2014, Radakovich was one of 13 people, including one of only five FBS Directors of Athletics, to be named to the first College Football Playoff committee.

At Clemson, Radakovich oversaw the most successful stretch in Tigers football history as the program won two national championships (2016, 2018), six ACC titles and made six College Football Playoff appearances.

Radakovich continuously led the Tigers athletic department to high achievements, both on the field and in the classroom, while developing significant upgrades in finance and facilities.

Clemson set a school record in the NCAA's most recent Graduation Success Rate (GSR) report, posting a 95 percent score, which also tied for first in the ACC amongst public schools. Eight Tigers programs earned perfect scores. Clemson student-athletes recorded nine semesters with a 3.0 GPA or higher, including a record 3.57 GPA in the spring of 2020. Radakovich guided the department successfully throughout the pandemic, helping Clemson to reopen athletic operations, including safely hosting 112,367 fans at Memorial Stadium in 2020, third most in the nation.

In 2020-21, Clemson had its best finish in the Learfield Directors' Cup since 2007, finishing No. 36. Highlighting the athletic year, the football program claimed the ACC title and appeared in the College Football Playoff, the men's soccer program claimed the 2020 ACC championship, and the women's soccer program advanced to the Elite Eight. Additionally, Radakovich oversaw the development of the softball program at Clemson, which officially began in the spring of 2020. That program earned the ACC regular-season championship in 2021 and made its first trip to the NCAA Tournament. Clemson also made NCAA appearances in men's basketball, indoor and outdoor track & field and men's and women's golf.

During Radakovich's tenure, IPTAY, the school's fundraising arm, saw significant increases in contributions and he was instrumental along with the IPTAY Board of Directors in the

Cornerstone Partner Program, which together has helped fund more than \$80 million in numerous investments in the student-athlete experience.

During the 2018-19 school year, Clemson won its second football national championship in three years, defeating Alabama 44-16. During the 2017-18 school year, Clemson became the first school in history to reach the College Football Playoff, advance to the Sweet 16 of the NCAA Men's Basketball Tournament and host a baseball regional in the same season.

Since 2013, Clemson received approvals for more than \$200 million in facility improvements and increased spending on direct student-athlete development programs, including nutrition, mental health and professional development, by \$2.4 million. His department increased overall revenue from \$69 million in the 2014 fiscal year to a budgeted \$131 million in 2020 fiscal year. Littlejohn Coliseum opened to rave reviews following a \$63 million renovation. The Allen N. Reeves Football Complex opened in 2017, setting the standard for football facilities around the country. The Nieri Family Student-Athlete Enrichment Center opened as a state-of-the-art facility for student-athlete development in the classroom and community. The development, rebranding and expansion of football's P.A.W. Journey highlighted a best-in-class approach to preparation for life after their Clemson football careers.

Prior to his arrival, Radakovich amassed a wealth of experience serving in significant athletic administrative roles at Georgia Tech, LSU, American, South Carolina, Long Beach State and UM.

Radakovich came to Clemson from Georgia Tech, where he served as Director of Athletics for six years (2006-12). Prior to his tenure at Georgia Tech, Radakovich worked as a Senior Associate Athletic Director at LSU from 2001-06. He had many responsibilities that dealt with the football program and worked closely with then-head coach Nick Saban, including the year the Tigers won the national title in 2003.

From 2000-01 Radakovich was Director of Athletics at American University. Between 1994 and 2000, he served as Chief Financial Officer at South Carolina. He gained experience on the West Coast from 1989-94, when he was a Senior Associate Athletic Director at Long Beach State. Radakovich worked at The U from 1983-85, while also earning his MBA.

Radakovich, a native of Alliquippa, Pa., is a 1980 graduate of Indiana (Pa.), where he earned a bachelor's degree in finance. He was also a football letterman and student coach with the Crimson Hawk program, and he was inducted into the school's athletic hall of fame in 2021. He previously was enshrined into the Beaver County Sports Hall of Fame in 2008 and was recognized as a distinguished alumnus from Indiana in 2009.

Radakovich, born June 9, 1958, and his wife, Marcie, have two sons, Christian, a 2012 Georgia Tech graduate, and Grant, a 2015 Mercer graduate who was a tight end on Clemson's 2016 national championship football team.

ATHLETICS ADMINISTRATION

JENNIFER STRAWLEY
DEPUTY AD / CHIEF
OPERATING OFFICER
PENNSYLVANIA, 1998



Jennifer Strawley joined the University of Miami on June 18, 2012 and currently serves as Deputy Director of Athletics and Chief Operating Officer. She is also the department's Senior Woman Administrator.

Serving as the second-in-command, Strawley provides strategic direction for the department and assists the Director of Athletics with the day-to-day operations. She is the sport administrator for football, women's basketball and women's tennis. Strawley leads the department's strategic planning initiatives, policy development and implementation, coordination of department and coaches meetings and gender equity and inclusion initiatives. She oversees the areas of human resources, sports medicine, academic services, equipment / Adidas, video services and student-athlete development, as well as serves as a liaison to various campus groups, the ACC and the NCAA.

Strawley played a key role in the hiring of head football coach Mark Richt, serving on the selection committee. In addition, she was instrumental in the development of Miami's annual Celebration of Women's Athletics recognizing the achievements of Miami's female student-athletes while raising money to support women's athletics.

Actively engaged in intercollegiate athletics nationally, Strawley has served on various committees within the NCAA and the ACC. She currently serves on the ACC Television Committee, the ACC Women's Basketball foresight committee, the ACC Equity Committee, the ACC Infractions and Sportsmanship Review Committee, the ACC Football Schedulers Group, and the NCAA Division I Women's Basketball Oversight Committee. She also serves on the board of directors for Women's Leaders in College Sports and the Women's Basketball Coaches Association.

Prior to UM, Strawley concluded her second tour with the NCAA as the Director of Academic and Membership Affairs. In this role, Strawley was instrumental in providing leadership in the areas of academic governance and development of academic policy. Strawley served on the senior management team and was involved in a variety of other internal operations.

Strawley rejoined the NCAA after serving as the Associate Athletics Director for Intercollegiate Sport Programs and Senior Woman Administrator at Columbia University from 2007-10. While at Columbia, she oversaw numerous varsity sport programs, including football, and was the athletics program liaison for gender equity and diversity initiatives. Strawley was a member of the department's Executive Management Team.

Prior to her tenure at Columbia, Strawley was the Director of Membership Services and Student-Athlete Reinstatement at the NCAA. In this role, she provided oversight of the student-athlete reinstatement process and was instrumental in the implementation of the student first philosophy. Strawley served as a liaison to numerous NCAA committees and task forces, including the NCAA Divisions I, II and III Student-Athlete Reinstatement Committees and the NCAA Olympic Sports Liaison Committee.

Strawley first joined the NCAA in 1998 as an enforcement services intern. She is a 1998 graduate of the University of Pennsylvania where she earned her Bachelor of Arts degree in history. During her time at Pennsylvania, she was a two-year captain for the Quakers' softball team. Strawley was inducted into the William Tennent High School Hall of Fame in of 2014.

JASON LAYTON
DEPUTY AD / CHIEF
FINANCIAL OFFICER
SAINT LEO, 1999



Jason Layton serves as the University of Miami Deputy Director of Athletics and Chief Financial Officer, a position he took over in August 2017. He initially joined Miami in December 2014 as the Senior Associate Athletics Director for Communications and Sales.

In his current position, Layton is responsible for managing the department's business office, marketing, digital strategies, communications, ticket sales, ticket operations, client experience, video production and broadcast departments.

Additionally, Layton has oversight of all departmental licensing matters, Hurricane Sports Properties, serves as the department ACC Network liaison and is the sport administrator for men's basketball.

Since his arrival, Miami has seen exceptional growth in ticket sales and video production services in both content and broadcast with ESPN and the newly formed ACC Network.

Under his watch, Miami has seen an increased level of season ticket sales in football and men's basketball. Under Layton's guidance, Miami saw an unprecedented growth in football attendance during the 2016 season, as the Hurricanes totaled 42,000 season ticket holders and averaged 58,572 fans per game – the 27th-highest total in the nation and leader among all Power Five schools in percentage increase on a year-to-year basis (23 percent).

In addition, Miami sold out its entire 2015-16 and 2016-17 men's basketball season ticket allotment, marking the first time in Hurricane Athletics history that a team has sold out its entire season ticket allotment in back-to-back seasons.

Layton also serves as the primary contact for ESPN with the recent launch of the ACC Network, first in digital format in August 2016 and building to the linear network in fall of 2019. Since 2015, Miami has produced over 200 live events on ESPN3/ACC Network Extra – a figure that ranks near the top of all ACC schools.

Layton, a Florida native, arrived in Miami after spending the 2013 and 2014 seasons at Colorado State University where he served as the department's Senior Associate Athletics Director for Sales and Marketing. During his time in Fort Collins, Colo., Layton's ticket sales plans drove double-digit increases in football, volleyball, men's basketball and women's basketball revenue and tickets sold.

Before his arrival at Colorado State, Layton spent 13 years with the Tampa Bay Buccaneers. In his 13 years with the club, he handled a variety of responsibilities from sales, marketing, ticketing and luxury suite operations to advertising, accounting, finance and purchasing. Layton began his career with the Buccaneers as a customer service representative in 1999 before elevating to the role of Senior Director of Business Administration in 2011. Layton received his bachelor's and master's degrees from Saint Leo University in Saint Leo, Fla.

ATHLETICS ADMINISTRATION



CRAIG ANDERSON
SENIOR ASSOCIATE AD
COMPLIANCE
 PITTSBURGH, 2005

Craig Anderson arrived at the University of Miami in March 2013 and was elevated to the role of Senior Associate Athletic Director for Compliance and appointed to the department's executive senior staff in July 2015.

Anderson is responsible for managing all aspects of the University's compliance program, including educating coaches, student-athletes, boosters, athletic department staff and other University officials about NCAA and Atlantic Coast Conference rules and regulations.

Anderson is also responsible for overseeing all compliance processes and procedures dealing with the University's monitoring of recruiting, eligibility, financial and certification. Anderson is a member of the National Association of Athletics Compliance Coordinators (NAAC) and is the sport administrator for the Miami baseball and men's basketball programs.

Prior to his position at the University of Miami he held positions in Compliance at NC State, University of Virginia, UNLV and Marshall University.

Anderson graduated from the University of Pittsburgh in 2005 with a bachelor's degree in political science and a year later, he graduated from Marshall University with a master's degree in athletic administration.



DAN BOYD
SENIOR ASSOCIATE AD
SALES & MARKETING
 COASTAL CAROLINA, 2009

Dan Boyd serves as the University of Miami Senior Associate Athletics Director – Sales & Marketing, a position he took over in June 2021. He initially joined Miami in April 2017 as the Director of Client Experience and was promoted to Associate AD - Sales & Service in February 2019.

In his current position, Boyd is responsible for leading the formation of strategic marketing and ticketing initiatives that strive to deliver an exceptional experience to Miami Hurricanes fans, maximize attendance and drive new and existing revenue streams that support the University and help promote 18 varsity programs.

Before joining UM, Boyd was the gameday manager for the Tampa Bay Buccaneers Guest & Member Relations Department. During his tenure with the Buccaneers, the organization earned the No. 1 ranking for customer service satisfaction in the NFL four times.

Prior to his time in Tampa, Boyd spent two years as sales representative for the Montgomery Biscuits, a Minor League Baseball team. He graduated from Coastal Carolina University in 2009.



CHRIS COHEN
SENIOR ASSOCIATE AD
DEVELOPMENT
 MIAMI, 1997

Chris Cohen is responsible for all development operations for UM Athletics, including campaign oversight, major giving, annual fund, donor stewardship, event hospitality and coordination with central university development efforts. Cohen is currently in his 19th year overall at Miami.

Cohen has been a part of every major athletics fundraising initiative at the University since 2000, including the Hurricane Club annual fund, construction of a new home arena for our men's and women's basketball programs as well as both University-wide capital campaigns. During Cohen's tenure, he has solicited and secured gifts on over \$150 million in capital projects and facility improvements, including the Carol Soffer Indoor Practice Facility, Schwartz Center for Athletic Excellence, Watsco Center, Basketball Victory Fund, Alex Rodriguez Park, Hecht Athletic Center expansion and the Schiff Tennis Center.

Cohen is an original member of the Athletics fundraising team for the historic University-wide Momentum Campaign (2000-2008) that saw Miami as the first institution in the state of Florida to complete a \$1 billion capital campaign. During the Momentum Campaign, the Athletics team raised more than \$85 million, eclipsing a goal of \$68 million and also raised \$118 million toward the \$1.6 billion total for the Momentum2 Campaign completed in 2016.

Prior to working in the Hurricane Club, Cohen began his full-time career at UM Athletics in the ticket sales department where he was an account executive in one of college athletics' first outbound sales teams. Prior to UM Athletics, Cohen was a ticket sales associate for the Miami Heat.

Cohen is a two-time alumnus of the University of Miami, graduating with honors in 1997 with a bachelor's degree in business administration (majoring in sport management). Cohen went on to receive a master's degree in sport administration in 2009. He serves on the board of the University of Miami Sports Hall of Fame, is a published author and an active guest lecturer in the sport administration department. He and his wife Gaby, have two children – son, Jake, and daughter, Sadie.



LUIS FEIGENBAUM
SENIOR ASSOCIATE AD
PERFORMANCE, HEALTH &
WELLNESS
 MIAMI, 1998, 2000

Luis Feigenbaum was named Senior Associate Athletics Director for Performance, Health and Wellness in August 2018. He was promoted after serving as the UHealth Chief of Sports Physical Therapy. He is also the program director for the University of Miami Sports Physical Therapy Residency and a clinical assistant professor in the Department of Physical Therapy at the Miller School of Medicine.

Feigenbaum is a Board Certified Sports Clinical Specialist (2008) through the American Board of Physical Therapy Specialties, Certified and Licensed Athletic Trainer (2003) by National Athletic Trainers Association, and a Certified Strength and Conditioning Specialist (2000) by the National Strength and Conditioning Association, a Certified Blood Flow Restriction Therapy (2016) provider, and has completed a FIFA Diploma in Sports Medicine (2017).

He is a two-time graduate of the University of Miami, in 1998 earning his B.S. in Health Science and 2000 with a master's degree in Physical Therapy. He earned his Doctor of Physical Therapy in 2011 from Temple University.

A native of Miami, Feigenbaum and his wife, Jessica, also a two-time alumna of the University of Miami, have two daughters, Siena and Presley.



SHIRELLE JACKSON
SENIOR ASSOCIATE AD
STUDENT-ATHLETE
DEVELOPMENT
 BOWLING GREEN, 1994

Shirelle Jackson is the Senior Associate Athletic Director of Student-Athlete Development at the University of Miami. Jackson initially joined Miami as the Director of Student-Athlete Development in March 2014 and was promoted to Assistant AD in July 2016.

Elevated to her current title in August 2017, Jackson also oversees the Hurricanes' track and field programs.

Prior to joining the athletics department, Jackson spent the previous five years in various capacities in the College of Arts and Sciences at UM. Her initial position was a new role intended to enhance the athletic department's efforts to develop programming that will enhance the total development of our student-athletes.

Prior to arriving at UM, Shirelle was the director of athletic academic support services from 2005-08 at FIU, where she oversaw the management and operation of the school's academic support program for its 400 student-athletes. She also coordinated the academic and personal advising, class registration, tutors, study hall and study skills workshops. During her tenure at FIU, she saw her full-time staff increase to six and the student-athlete graduation rate improved by 16 percent.

She was the assistant director for student-athlete services for 11 months at Bowling Green State University in Bowling Green, Ohio. Her first athletics position was as assistant AD for student development from August 2002-July 2004 at Eastern

Connecticut State.

Jackson was a four-year letter winner for the women's track and field team at Bowling Green. She received her bachelor's degree from Bowling Green in 1994 and her master's degree in counseling from Central Connecticut State in 1998. She is currently a doctoral candidate in higher education leadership at Nova Southeastern in Davie.

She is married to Jason Jackson, who is the television host and outside reporter for Miami HEAT telecasts on Sun Sports. The couple has two children – Justin and Jordan.



RENAE MYLES PAYNE
SENIOR ASSOCIATE AD
ADMINISTRATION AND
CHIEF DIVERSITY OFFICER
 SOUTHERN MISS, 1997

Miami Athletics announced Oct. 10, 2019 the hiring of Dr. Renae Myles Payne as the department's new Senior Associate Athletic Director, Administration.

Myles Payne is responsible for the direct oversight, policy development, budget and personnel management of video services, equipment, swimming and diving and golf. She also provides oversight and leadership to all aspects of sports administration within the department.


In addition, Myles Payne is responsible for oversight and development of department policies and procedures. She provides leadership for development and implementation of the strategic plan, as well as leadership and management of inclusion and diversity initiatives.

Myles Payne, who boasts 20 years of experience in college athletics, comes to UM from Winthrop University, where she served as Senior Associate AD for Internal Operations and Senior Woman Administrator for three years. Prior to her stint at Winthrop, she worked at the University of Connecticut, University of Pittsburgh, San Jose State, Delaware State, Southwest Baptist and Alabama A&M.

Myles Payne received the NCAA Division I 2019 Administrator of the Year Award from Women Leaders in College Sports. She was recently a member of the NCAA Committee on Academics and served on the Data Review Subcommittee. She is on the Board of Directors of the Minority Opportunities Athletic Association (MOAA) and is the chair of the Symposium Committee. Myles Payne is a regular presenter at MOAA and at the National Association of Collegiate Directors of Athletics (NACDA) conventions. She is a member of Women Leaders in College Sports and a proud member of Sigma Gamma Rho Sorority, Inc.

Myles Payne completed the NCAA Leadership Institute for Ethnic Minority Males & Females and the Women Leaders in College Sports Mentoring Institute in 2009, NACDA Mentoring Institute (2009 and 2014), Sport Management Institute (2011), the 1A Athletic Directors' Association Institute (2011, 2012, 2013), Executive PREP Advisory Program (2012), Collegiate Athletics Leadership Symposium (2012 and 2013) and Leadership Huntsville (2015). She is also a certified facilitator of True Colors Personal Success Assessments.

Myles Payne, a native of Clarksdale, Miss., graduated from the University of Southern Mississippi in 1997, where she also competed in track and field. She received her M.Ed. in Sports Administration in 2000 from Northwestern State and her Ed.D. in Higher Education Administration from Pittsburgh in 2005.



MATTHEW SMALE
SENIOR ASSOCIATE AD
BUSINESS OPERATIONS
 MARYLAND, 2010

Matt Smale currently serves as Miami's Senior Associate Athletics Director of Business Operations.

Smale, who arrived to Coral Gables in July 2018 as the Assistant Athletics Director of Business Operations, plans, prepares and manages the department's operating budget, and oversees the daily operations of the business office. Smale serves as liaison to the university's budget and controller's offices, among other duties.

A Maryland native, Smale previously served as director of business operations for the University of Maryland's athletics department from September 2016 – July 2018. He spent nearly five years with Terrapins Athletics, beginning in November 2013 as an accountant before being promoted to assistant director of business operations in October 2015.

Smale spent more than two years at George Washington University as a business/compliance assistant, and has previous experience with D.C. United and the Bowie Baysox.

A 2010 graduate from the University of Maryland's Robert H. Smith School of Business, Smale graduated with his MBA from the University of Baltimore in December 2017. Smale and his wife, Kelly, live in Miami.



CARTER TOOLE
SENIOR ASSOCIATE AD
COMMUNICATIONS &
DIGITAL STRATEGY
 NORTH CAROLINA, 1995

Carter Toole serves as the Senior Associate Athletic Director for Communications and Digital Strategy at the University of Miami. He joined the Hurricanes as an Associate AD in November 2016 and was promoted to his current role in August 2017.

Toole oversees UM's communications, digital, graphics and video content departments, as well as assisting with publicity for the football program and head football coach Mario Cristobal. He also serves as the sport administrator for the women's tennis program. Miami's communications staff won its first Football Writers Association of America Super 11 Award in 2018.

Toole previously co-owned a Nashville-based marketing agency, Wheelhouse Marketing Advisors, which was acquired by a local technology firm (Atiba) at the end of 2015. Before launching Wheelhouse he served as Vice President, Digital, at another Nashville firm, January & Associates.

Prior to entering the agency business, Toole worked in the National Football League for nine seasons with four teams. After public relations stints with the Green Bay Packers, Tennessee Titans and Tampa Bay Buccaneers, he joined the Houston Texans as the club's first director of internet services & publications. He was part of the Texans' communications staff that won the Pete Rozelle Award in 2004 as voted on by the Pro Football Writers Association of America. Toole has also worked eight Super Bowls

as a member of the NFL's media relations staff.

Toole started his sports communications career in the media relations offices at Arizona State University and the University of North Carolina at Chapel Hill, where he earned his bachelor's degree in English.

A native of Alexandria, Va., Toole and his wife, Barbara, have two daughters.



DAVID WYMAN
SENIOR ASSOCIATE AD
ACADEMIC SERVICES
 FLORIDA A&M, 1994

"When you do the right things, the right things happen."

David Wyman has empowered over 2,000 student-athletes with his signature creed. Now in his 23rd year, Wyman has advised and mentored a diverse population of student-athletes to become skilled professionals in many different careers.

Wyman is the Senior Associate Athletic Director for Academic Services at the University of Miami, a position he was promoted to in August 2017. Wyman is also the sport administrator for Miami's volleyball program.

He began his own career as an intern, and was quickly promoted to the full-time staff after working just two months in the academic services division. Wyman became the assistant director two years later, supervising the tutorial program and advising both the football and men's basketball teams. He was then promoted to associate director, taking on the responsibility of coordinating the NCAA eligibility certification for all 400 student-athletes.

Since 2004, Wyman has managed the Division of Athletic Academic Services, currently leading a staff of eight full-time professionals. Under his leadership, the department and sport programs have gained national recognition and honors for continued growth in both academic progress rates (APR) and graduation success.

A 2016 inductee to the Iron Arrow Society, Wyman has helped guide the football team to a pair AFCA Academic Achievement Awards for graduating 100 percent of student-athletes in the freshman classes of 2002 and 2009.

Wyman is a 1994 graduate of Florida A&M with a bachelor's degree in accounting. He earned a master's degree in sports administration from St. Thomas University in 1995. Born in Staten Island, N.Y., he is married to Jewyll, and the couple has three daughters: Rebecca, Dominique and Sarah. Wyman has been a Big Brother in the Miami-Dade Big Brother/Big Sister Organization and is also a member of Omicron Delta Kappa, The National Leadership Honor Society and the National Association of Academic Advisors for Athletics.



COACHES & STAFF

| | |
|---|-------|
| Head Coach Gino DiMare | 13-14 |
| Assoc. Head Coach / Pitching Coach J.D. Arteaga..... | 15 |
| Catchers / Recruiting Coordinator Norberto Lopez..... | 16 |
| Infielders Coach Brandon Brewer | 17 |
| Baseball Support Staff | 18-19 |



GINO DiMARE

HEAD COACH

FOURTH SEASON (23rd AT MIAMI) | MIAMI 1992

Gino DiMare became the ninth head baseball coach in University of Miami history, elevating to the helm of the program prior to the 2019 season.

DiMare previously served as associate head coach in charge of hitting, as well as the baseball program's recruiting coordinator. Overall, 2021 marked DiMare's 22nd year as a member of the Hurricanes baseball staff. DiMare rejoined the University of Miami baseball program after three years away from the program in 2011. Prior to his exit in 2008, DiMare served as the Canes recruiting coordinator and hitting coach over his final nine seasons. He held the title of assistant head coach during the 2008 season – a year the Canes won the Atlantic Coast Conference championship before advancing to the College World Series.

In 2021, the Hurricanes returned to the postseason for the second time under DiMare's leadership. In a year that began with a series victory at preseason No. 1 Florida, Miami finished the regular season second in the ACC Coastal and traveled to the Gainesville Regional.

Lefty Carson Palmquist was a consensus All-American and earned first-team honors from the NCBWA and Perfect Game. Palmquist headlined Miami's four All-ACC selections with a first-team pick, while catcher Adrian Del Castillo, outfielder Christian Del Castillo and infielder Anthony Vilar were picked for the second team. Palmquist and infielder Yohandy Morales were selected to the ACC All-Freshman team, while Palmquist, Morales and right-hander Alejandro Rosario earned Freshman All-America honors.

After the season, Adrian Del Castillo (2nd round, Arizona), Jake Smith (6th round, LA Angels) and Anthony Vilar (15th round, San Diego) were all selected in the MLB Draft and right-hander Daniel Federman signed a free agent contract with the Baltimore Orioles.

Miami proved to be one of the top teams in the country during a shortened 2020 season. The Canes went 12-4 and finished the season ranked as high as No. 5 by *Baseball America* and in the top 15 of all six major polls. A preseason pick to win the ACC Coastal, Miami went 3-0 in conference play before the COVID-19 pandemic ended the season prematurely.

The 2020 Hurricanes featured a pair of All-Americans, as standout right-handed pitchers Brian Van Belle and Chris McMahon were both selected to Collegiate Baseball's All-America Second Team.

After the season, three Hurricanes were selected in the MLB First-Year Player Draft. Sophomore right-hander Slade Cecconi was taken with the 33rd overall pick by the Arizona Diamondbacks, becoming the 29th Hurricane to be selected in the first round of an MLB Draft. McMahon, a junior right-hander, went in

the second round to the Colorado Rockies and junior shortstop Freddy Zamora was taken in the second round by the Milwaukee Brewers.

With three players drafted, Miami tied Mississippi State and Texas A&M with the most selections among the top 60 picks in the 2020 MLB Draft. Van Belle and fellow right-hander Tyler Keyser signed free agent contracts following the shortened five-round MLB Draft, joining the Red Sox and Reds organizations, respectively.

Miami had an impressive first season under his tutelage, winning 41 games and returning to the NCAA postseason for the first time since 2016. The Canes earned the 46th postseason berth in program history and reached the Starkville Regional final before falling to No. 6 Mississippi State. The Hurricanes went 18-12 in ACC play in 2019, winning seven conference series and turning in their best conference record since 2016.

Four Canes were named All-ACC, as redshirt sophomore Michael Amditis, freshman Adrian Del Castillo and redshirt junior Brian Van Belle were selected to the All-ACC Second Team, while sophomore Raymond Gil was named to the All-ACC Third Team. Del Castillo was also one of 12 players picked for the 2019 ACC All-Freshman Team and earned Freshman All-America honors from *Baseball America*, *D1Baseball*, *Collegiate Baseball Newspaper* and Perfect Game.

The 2019 Canes hit an ACC-best 85 home runs on the season, the most since Miami hit 106 in 2010. First baseman Alex Toral smashed a conference-leading 24 home runs on the season that ranked third in Division I and moved him into a tie with Yonder Alonso for the second-most home runs by a Hurricane in a single season.

Twelve different Hurricanes hit at least one home run in 2019, sparking an explosion of power from the Miami bats that matched the 2018 season home run total of 23 after just 15 games in 2019. The Canes' 85 homers were more than the combined team home run total of 58 from the previous two seasons (35 in 2017 and 23 in 2018).

The Hurricanes qualified for their second straight College World Series berth and 25th in program history in 2016. Under DiMare's guidance as hitting coach, five field players (Zack Collins – first round, Willie Abreu – sixth round, Brandon Lopez – 10th round, Jacob Heyward – 18th round, Johnny Ruiz – 28th round) were selected in the 2016 MLB First-Year Player Draft. Collins was named a first-team All-American by several publications, and became Miami's first first-round draft pick since Yasmani Grandal in 2010 when he was selected by the Chicago White Sox with the No. 10 overall pick.

In 2015, DiMare guided the Hurricanes to the No. 1 national ranking in offense. Miami scored 547 runs

over the season, which ranked first nationally at an average of 8.16 runs per game. Miami's offense, which ranked No. 7 nationally in batting average (.307) and No. 2 in on-base percentage (.417), led the way to the team's 24th College World Series appearance in program history and second straight ACC Coastal Division title.

DiMare's impact on the program was felt immediately upon his return in 2012, as the first recruiting class under his watch was ranked among the top 10 by two national publications. Miami's incoming 2012 freshman class was ranked No. 10 by *Baseball America*, its first top-10 ranking from BA since 2006, and No. 9 by *Collegiate Baseball*. One of those newcomers, third baseman David Thompson, earned Freshman All-America honors from Perfect Game following the conclusion of the 2013 season.

Previously, DiMare helped recruit and coach players such as Yonder Alonso, Ryan Braun, Jon Jay, Gaby Sanchez, Danny Valencia and Jemile Weeks – all of whom have reached the big leagues in recent years. DiMare's accomplishments on the recruiting scene during his nine years in the capacity of recruiting coordinator are as impressive as the Hurricanes' annual postseason results. His 2001 class was rated among the top five nationally and his 2003 class was ranked among the top 15 nationally.

UM's 2008 recruiting class, which was targeted primarily by DiMare, was ranked second by *Collegiate Baseball* and fifth by *Baseball America* prior to the 2007 season. That includes Braun, the 2005 ACC Player of the Year and Cesar Carrillo, the ACC's Pitcher of the Year that same season. Braun and Carrillo were also Miami's two first-round draft picks in 2005. DiMare has also kept Florida's top talent home, including 2006 first-round pick Chris Perez (Holmes Beach) and second-round pick Jay (Miami).

DiMare's offensive teams also proved to be some of the best in the history of the Hurricanes program. UMIami's offense ranked among the top 10 in school history in eight of DiMare's nine seasons as the club's hitting instructor. The 2005 team hit .321, the

seventh-best team batting average in school history and the 2004 squad finished the season with a .330 batting average, which ranks fourth in school history. UM's .310 average in 2006 was only bested by five teams that were not under the guidance of DiMare, dating back 62 years.

The 1999 Hurricanes posted the third-best batting average in school history with a .333 mark, while the 2000 team finished with a .323 batting average that ranks sixth all time. Miami batted .315 in 2003 and .314 in 2002 (10th). The 2008 team that advanced to the College World Series and spent much of the season atop the national collegiate baseball polls finished the year hitting at a school eighth-best .320 average, while also ranking tied for second in home runs (106), fourth in slugging percentage (.541), eighth in total bases (1,202) and RBI (517), tied for ninth in doubles (135) and 10th in hits (711).

DiMare has long been associated with the Miami baseball program. First, he was a fan as a kid growing up in South Florida. Then, DiMare was a player for the Hurricanes following a stellar career at Miami Westminster Christian. He was a standout outfielder for the Canes from 1989-92, with a career batting average of .290. He currently ranks among UM's leaders in career games played (243), career stolen bases (93) and total sacrifices (36). In 1991, DiMare led the Hurricanes with a .353 batting average.

Following his career in Coral Gables, he was signed as a free agent by the Boston Red Sox. He played the 1992-93 seasons in the Red Sox minor league system in Winter Haven and Ft. Lauderdale. Upon returning to Miami, DiMare spent the 1996 season as an assistant coach at Westminster – the 1996 High School National Champions. DiMare then returned to UM in 1997 and was a volunteer coach for three seasons, in charge of outfielders and base running.

DiMare currently resides in Miami with his wife, Denise, and four daughters: Nicolette, Gianna, Giselle and Gina.



DiMare with his wife, Denise, and four daughters, Nicolette, Gianna, Giselle and Gina, prior to his first game as head coach.



J.D. ARTEAGA

ASSOCIATE HEAD COACH / PITCHING COACH
20th SEASON AT MIAMI | MIAMI (1997)

J.D. Arteaga serves as Miami's pitching coach. 2022 will mark Arteaga's 20th year on the coaching staff in Coral Gables, where he has served as Miami's pitching coach since 2003.

Arteaga developed another All-American in 2021, as closer Carson Palmquist was a consensus All-America pick and earned first-team honors by the NCBA and Perfect Game. The lefty headlined Miami's four All-ACC selections with a first-team nod while also earning a place on the ACC All-Freshman Team.

Palmquist and right-hander Alejandro Rosario each were named Freshman All-Americans, while right-hander Jake Smith was selected in the sixth round of the Major League Baseball First-Year Player Draft by the Los Angeles Angels and right-hander Daniel Federman signed a free agent contract with the Baltimore Orioles.

The 2020 Hurricanes featured a pair of All-Americans, as standout right-handed pitchers Brian Van Belle and Chris McMahon were both selected to Collegiate Baseball's All-America Second Team.

After the season, sophomore right-hander Slade Ceconci was taken by the Arizona Diamondbacks with the 33rd overall pick in the 2020 MLB Draft, becoming the 29th Hurricane to be selected in the first round of an MLB Draft.

McMahon, a junior right-hander, went in the second round of the MLB Draft to the Colorado Rockies. Van Belle and fellow right-hander Tyler Keyser signed free agent contracts following the shortened five-round MLB Draft, joining the Red Sox and Reds organizations, respectively, and giving Miami four pitchers joining the professional ranks.

The 2019 season featured the emergence of redshirt junior Brian Van Belle as a standout starter for the Canes. The right-hander earned All-ACC Second Team honors and was named to the All-Starville Regional team to cap a season in which Van Belle led the Hurricanes in wins (10), innings pitched (95.1) and had the lowest ERA among starting pitchers (3.30). Right-hander Slade Ceconci earned Freshman All-America honors, while Evan McKendry (9th round, Rays) and Gregory Veliz (15th round, Angels) headlined four pitchers selected in the MLB draft.

In 2018, Arteaga guided right-hander Evan McKendry to a breakout season on the mound, where he led the Hurricanes staff in wins (seven) and strikeouts (114), as well as compiled a 3.52 ERA – second-best among weekend starters – while earning Third-Team All-ACC honors. Fellow right-hander Daniel Federman earned Freshman All-America honors, while four Miami pitchers were selected in the MLB Draft.

Jeb Bargfeldt, Miami's ace in 2017, was named to the All-ACC Second Team in his first season working under Arteaga. The left-hander finished the season 7-3 with a 2.28 ERA over 87 innings.

Arteaga, a standout southpaw during his own four years in the Miami rotation, helped guide the Hurricanes to their second straight College World Series berth and 25th in program history in 2016. Under his direction as pitching coach in 2016, closer Bryan Garcia set the all-time saves record at Miami and became the first Hurricane to win NCBAWA Stopper of the Year honors as the nation's top relief pitcher.

Garcia (sixth round, Detroit) and lefthander Danny Garcia (14th round, Seattle) were both selected in the 2016 Major League Baseball First-Year Player Draft. At least one Hurricane pitcher has been selected in the MLB Draft each year since 2004.

Arteaga recently coached lefthander Chris Diaz to ACC Co-Pitcher of the Year honors in 2014. Under his guidance, all four of Miami's starting pitchers in 2014 – Diaz, Bryan Radziewski, Javi Salas and Andy Suarez – were all drafted in the top 10 rounds of the 2014 MLB Draft.

Suarez, who elected to return to school and served as the staff ace on a 2015 team that qualified for the College World Series, was drafted in the second round (No. 67) overall by San Francisco in the 2015 MLB Draft.

Arteaga helped lead Radziewski to Rawlings All-America honors in 2013 – the first for a UM player since 2010. Two of the team's weekend starters, Radziewski and Diaz, ranked among the top three in ERA for all Atlantic Coast Conference pitchers in 2013.

Arteaga has tutored three recent first-round draft picks in the Major

League Baseball Amateur Draft – Carlos Gutierrez in 2008, Chris Perez in 2006 and Cesar Carrillo in 2005. Gutierrez was the 27th overall pick in the 2008 draft by the Minnesota Twins after earning second team All-ACC honors. Perez, who came to Miami as a starting prospect, was aided by Arteaga in his transition to becoming one of the country's top closers. Carrillo started his career 24-0 as a Hurricane.

In addition to his work in converting Perez from a starter to a closer, he helped Kyle Bellamy in his transition from a traditional over-the-top throwing motion to a sideward delivery. The move had great rewards, as Bellamy recorded 16 saves and finished the 2009 season with a 0.97 ERA en route to numerous first team All-America honors.

Arteaga's 2008 staff boasted National Freshman Pitcher of the Year and Roger Clemens Award finalist Chris Hernandez, who finished 11-0 with a 2.72 ERA while opponents hit just .223 against him. All three starters in 2008, Hernandez, sophomore lefty Eric Erickson and senior right-hander Enrique Garcia combined to go 27-4 while the entire pitching staff combined for the fewest walks (187) in school history and eighth-most strikeouts (554).

His 2006 staff, composed almost entirely of first-time starters, recorded five shutouts, the most by a UM staff since the 1998 season. Miami also recorded the team's first postseason shutout on the road since 1976 with a 7-0 win against Ole Miss in the 2006 Oxford Super Regional.

Four pitchers from Arteaga's 2005 pitching staff signed pro contracts following the season, including the school's first pitcher drafted in the first round since the 1991 season, Carrillo. Arteaga also played a major role in Carrillo's career development and run at the NCAA record books. Carrillo, who was the 18th overall pick in the 2005 draft, ended with a career record of 25-3, was an All-American and a finalist for the Dick Howser Trophy and the Roger Clemens Award as college baseball's best pitcher in 2005.

The 2004 Miami pitching staff produced the best team ERA in (3.73) since the 2000 season (3.72).

Head coach Jim Morris named Arteaga the Hurricanes' next pitching coach on March 4, 2003, nine games deep into the season. Arteaga's style and approach to pitching was vital in J.D. Cockcroft's development into the ace on Miami's 2003 club. Cockcroft, a crafty left-hander, went 11-3 with a 2.72 ERA in a team-high 119 innings, including three complete games and one shutout.

Arteaga played for the Hurricanes from 1994-1997, helping UM reach the College World Series four straight seasons. He left Miami as the program's all-time wins leader with 43 and the all-time starts leader with 72. Arteaga ranks second for innings pitched in a career with 458.1. He is also fifth on the all-time strikeouts chart with 343 career Ks.

Arteaga threw three complete games at UM and struck out a career-high 11 batters on two different occasions (FSU, 4/16/95 and George Washington, 2/16/96). He posted an 11-3 record as a sophomore in 1995 and a 9-1 mark as a freshman.

Miami retired Arteaga's No. 33 on Feb. 5, 2003, prior to the season opener with Florida International. A 26th round draft choice by the New York Mets, Arteaga spent six seasons in the Mets' and Houston Astros' organizations. He had signed on with the Texas Rangers' organization in the spring of 2003, prior to accepting his post with the Hurricanes. He spent his last professional season with the Astros' Triple-A franchise New Orleans Zephyrs, compiling a 9-10 record with a 4.29 ERA in 15 starts and 42 appearances.

The left-hander came to the Hurricanes out of Westminster Christian in Miami. He won a career-best 12 games as a junior in 1996 (12-1) and came back to go 11-4 as a senior in 1997.

After six seasons in professional baseball, Arteaga earned his bachelor's degree in criminal justice from the University of Miami. He is married to the former Ysha Schettini and the couple has a daughter, Ariana. The Arteagas' son, Ari, passed away in 2018 at the age of 16. The Ari Arteaga Foundation was founded shortly afterward to honor and memorialize Ari. Its mission is to spread Ari's spirit by helping children and families overcome obstacles they may face due to unforeseen hardships. The goal is to shine Ari's light on their path of need.



NORBERTO LOPEZ

HITTING COACH / CATCHERS COACH / RECRUITING COORDINATOR
SEVENTH SEASON AT MIAMI | NOVA SOUTHEASTERN (1999)

Norberto Lopez joined the Miami Hurricanes baseball program prior to the 2016 season and he has quickly made an impact on the program.

Lopez, who works with Miami's hitters and catchers, was promoted to recruiting coordinator in July 2018 after three seasons working with the Canes.

In 2021, catcher Adrian Del Castillo was selected in the second round of the MLB Draft by the Arizona Diamondbacks, closing out a stellar career in Coral Gables. A 2021 All-ACC second-team selection, Del Castillo was joined by his brother, outfielder Christian Del Castillo, and infielder Anthony Vilar as hitters selected to the All-ACC team. Infielder Yohandy Morales also stood out, earning Freshman All-America plaudits and ACC All-Freshman honors.

The 2019 season marked the first with Lopez as Miami's hitting coach and the Canes responded to his tutelage.

The Hurricanes hit an ACC-best 85 home runs in 2019, the most since Miami hit 106 in 2010. First baseman Alex Toral smashed a conference-leading 24 home runs on the season that ranked third in Division I and moved him into a tie with Yonder Alonso for the second-most home runs by a Hurricane in a single season.

Twelve different Hurricanes hit at least one home run in 2019, sparking an explosion of power from the Miami bats that matched the 2018 season home run total of 23 after just 15 games in 2019. The Canes' 85 homers were more than the combined team home run total of 58 from the previous two seasons (35 in 2017 and 23 in 2018).

Three Miami hitters were named All-ACC, as redshirt sophomore Michael Amditis and freshman Adrian Del Castillo were selected to the All-ACC Second Team, while sophomore Raymond Gil was named to the All-ACC Third Team. Del Castillo was also one of 12 players picked for the 2019 ACC All-Freshman Team and earned Freshman All-America honors from *Baseball America*, *D1 Baseball*, *Collegiate Baseball Newspaper* and Perfect Game.

Del Castillo had an outstanding freshman campaign, finishing the season batting .331 with 78 hits, 22 doubles and 72 RBI, all team-bests. Del Castillo also scored 58 runs and clubbed 12 homers, while striking out just 24 times in 236 at-bats.

In 2018, catcher Isaac Quiñones was named a Freshman All-American by *Collegiate Baseball Newspaper* after an outstanding debut campaign in which he started 44 games for the Hurricanes and ranked third with a .291 batting average. He totaled 10 doubles, one home run and 24 RBI and reached base at a .380 clip. The Miami native assumed starting catcher responsibilities two weeks into the season and made just one error behind the plate.

In 2016, junior catcher Zack Collins became the first Hurricane in program history to win the Johnny Bench Award, honoring the nation's top collegiate catcher. Collins, who was selected No. 10 overall by the Chicago White Sox in the 2016 Major League Baseball First-Year Player Draft, became Miami's first first-round selection since 2010 after a stellar final season with the Hurricanes.

Lopez got his start playing baseball at Monsignor Pace High School in Hialeah, Fla., before moving on to Broward College and Nova Southeastern. After being drafted by the Los Angeles Angels of Anaheim in 1999, he spent three years in the organization. Lopez advanced to AAA and made an appearance in the Angels' major league camp.

Most recently, Lopez served on the UTPA Broncs coaching staff from 2009-2015. He was promoted to the position of Broncs associate head coach prior to the 2015 season.

Lopez was an assistant coach for FAU where he helped the Owls compile a .341 batting average with 93 home runs in 2007, and a .321 batting average with 99 home runs in 2008.

Prior to his time at FAU, Lopez spent two years at Broward Community College from 2004 through 2006 where he led the team to a third place finish at the National Junior College Athletic Association World Series. Serving as the hitting and catching coach, Lopez saw his team hit .301, set the home run record at the state tournament and win the Florida Community College Activities Association state title.

Lopez graduated from Nova Southeastern University with a bachelor's degree in business administration in 1999. In 2006, he earned a master's in exceptional student education from Nova Southeastern.

Lopez and his wife, Cheryl, have two sons, Niko and Mason.



BRANDON BREWER

INFELDERS COACH
FIRST SEASON AT MIAMI | WEST FLORIDA (2011)

Brandon Brewer joined the Hurricanes baseball program prior to the 2022 season, accepting a position as an assistant coach.

Brewer will be the Canes' infield coach and will also assist with Miami's hitters. A former standout player at the University of West Florida, he joins the program after four years at Stetson, where he worked with the Hatters' infielders and hitters.

In 2021, Brewer guided Stetson to the second-best fielding percentage in the ASUN after helping the Hatters lead the conference in his first season.

A native of Apopka, Fla., Brewer batted .390 during his senior season at West Florida while leading the Argonauts to a Division II national championship in 2011. He started all 61 games that season for UWF at shortstop, scoring 55 runs while driving in 36. He also proved to be a threat on the base paths, successfully stealing 20 bags in 25 attempts.

Brewer was selected as an All-Region (D2CCA, ABCA & NCBWA) player in 2011 and was a second team All-American (NCBWA and Daktronics). He was twice named as a Rawlings Gold Glove Award winner (2009 & 11)

As a junior in 2010, Brewer hit .289 while starting all 56 games for the Argos. He scored 50 runs that year with 34 driven in while stealing 17 bases on 22 attempts.

Over his four seasons at West Florida, Brewer hit .316, while starting 224 of the 225 games he played in. He scored 179 runs in his career, and drove in another 122 and stole 58 bases. He ranks in the UWF career top 10 for hits, runs, RBI, total

bases, stolen bases, walks and assists.

Following his senior season, he was drafted in the 36th round (1,095th overall) of the MLB Amateur Draft by the Los Angeles Angels. He played two seasons in the minor leagues, one in Orem, Utah, in rookie ball and one in Class A Inland Empire.

Prior to his exploits at UWF and in minor league baseball, Brewer led his Apopka Little League team to Williamsport, Pa., and the Little League World Series in 2001. The Apopka team captured the U.S. Championship, before falling in the World Series finale to Japan.

Brewer played on that Little League championship team for his father, Bobby Brewer, who currently serves as the head coach at Apopka High School. The elder Brewer grew up and played at Apopka High School in the early 1970s.

Brewer was not the only high-achieving player in his family. His sister, Danielle, played softball at UCF. Another sister, Cassidy, was a standout second baseman for the Knights. She was selected as the American Athletic Conference Freshman of the Year in 2016.

Brewer also has a stepbrother, Jared Neal, who played baseball at Lake Sumter College.

COACHES & STAFF



JONATHAN ANDERSON

DIRECTOR OF PLAYER DEVELOPMENT

DUKE, 2007

Jonathan Anderson joined the Miami baseball program prior to the 2020 season, accepting the position as the Hurricanes' Director of Player Development.

Anderson assists with a variety of duties including coordinating video, baseball analytics and recruiting. He comes to Miami after 10 seasons as an assistant coach at Dartmouth, including the last seven as the lead assistant coach for the Big Green. At Dartmouth, Anderson served as the third-base coach, worked with the outfielders and oversaw the hitters and recruiting.

Dartmouth enjoyed terrific success with Anderson on staff, winning Rolfe Division titles in each of his first six seasons, including an Ivy Championship in 2010 that brought about a berth in an NCAA Regional. The Big Green went on to win a game in the Coral Gables Regional, defeating FIU, 15-9, the first Dartmouth victory at a regional in 23 years.

While at Dartmouth, Anderson mentored several All-Ivy outfielders including 2018 Ivy Player of the year Dustin Shirley, Jake Carlson, Jeff Keller, Ennis Coble and Nick Ruppert. In 2013, the Big Green hitters ranked among the top 25 nationally in average, doubles per game and slugging percentage.

Anderson spent the 2008-09 campaigns coaching at his alma mater, Duke University, where he coached the outfielders, oversaw bunting and also helped out with the hitters and base runners. Anderson was the director of the Duke Baseball Academy camps, managed the recruiting database and assisted with academic development, compliance and travel.

While at Duke Anderson mentored future MLB outfielder Alex Hassan, who received a Rawlings Gold Glove as a sophomore in 2008. He also helped the Blue Devils bring in a top 25 recruiting class in 2008 and qualify for the ACC Tournament in 2009, Duke's first qualification since the conference expanded to 12 schools in 2005.

During the summer of 2007, Anderson got his first coaching experience with the New Bern River Rats in the collegiate Coastal Plain League, working with the outfielders and coaching first base.

Anderson is a 2007 graduate of Duke with a bachelor's degree in history. A two-way player as an outfielder and pitcher, Anderson led the Blue Devils with a .313 average at the plate and 11 starts on the mound as a junior. He improved to a .337 average in his senior campaign while posting a sparkling 2.91 ERA over 52.2 innings with a 3-4 record and three saves. Anderson led Duke and was third in the nation with 20 sacrifice bunts in his final season as well, plus stole 41 bases — the 10th most in school history when he graduated — in 49 attempts in his career. Sixteen of those swipes came as a freshman to lead the team as well.

Born in Cincinnati, Ohio, Anderson is the son of Martha and Kevin Anderson. A Miami native, he starred at Gulliver Prep.



ROBERT "G.M." MCDANIEL

DIRECTOR OF BASEBALL OPERATIONS & CAMPS

FIU, 2003

Robert McDaniel is entering his 22nd year on the Miami baseball staff. He is responsible for clubhouse operations, managing the team's equipment, coordinating UM's travel plans and pre-game meals, supervising the team's student managers and all camp activities.

McDaniel, the team's Director of Baseball Operations & Camps, is in his second stint at Miami. In 2013, McDaniel was promoted to his current position after serving as Director of Baseball Operations since his return to the program in 2001.

Following the Hurricanes' second National Championship under Head Coach Jim Morris in 2001, Miami welcomed back a member from its first title under Morris in 1999. McDaniel, better known around the ballpark as "G.M.," returned during the 2001 offseason as the Hurricanes' Coordinator of Baseball Operations, a position he held from fall 1998 through spring 1999.

McDaniel is one of the key cogs in the Miami baseball machine.

A graduate of Miami's Christopher Columbus High School, G.M. left the Hurricanes following the 1999 National Championship to complete his studies and returned in 2002. He earned his bachelor's of science degree in sports management from Florida International University in the summer of 2003.

G.M. boasts a long line of baseball tradition in his lineage as the nephew of former Miami All-American Jorge Maduro and grandson of Cuban baseball legend Bobby Maduro. Along with the Hurricanes in 1999, he has worked in the clubhouses for the Tampa Bay Devil Rays Major League Organization and at Florida State as an undergraduate in 1997-98.

With Tampa Bay, G.M. also worked in the minor league clubhouse for the Class A Princeton (W.Va.) Devil Rays. Prior to the time spent in Tallahassee, G.M. served as an intern in 1996 with the Florida Marlins community relations department.



H.R. POWELL

STRENGTH & CONDITIONING COACH
MONTCLAIR STATE, 2013

H.R. Powell is in his seventh year at the University of Miami, including his third as an assistant strength & conditioning coach. After serving as an assistant athletic trainer at Miami for four seasons, he is in his third year working with the baseball and women's tennis programs in his current capacity.

A Certified Strength and Conditioning Specialist (CSCS) and USA Weightlifting Level 1 Certified Coach, Powell joined the Hurricanes as an athletic trainer in October 2015. He served as the primary athletic trainer for the Miami baseball team, which made a College World Series appearance in 2016, from 2016-2019.

A native of Branchburg, N.J., Powell graduated from Montclair State with a B.S. in athletic training in 2013. He later earned his master's degree in exercise science from Montclair State in 2016.

Before arriving in Coral Gables, Powell spent two seasons as the head athletic trainer for the six-time Atlantic League champion Somerset Patriots baseball team. In his final season with the team, the Patriots won the league championship.

Powell has also spent time working with the baseball programs at Ramapo College (N.J.) and Montclair State (N.J.).



JULIAN RIVERA

ATHLETIC TRAINER/PHYSICAL THERAPIST
ITHACA COLLEGE, 2013

Julian Rivera is entering his fifth year as a staff physical therapist in athletics working with the University of Miami baseball team in combination as a staff physical therapist at the Lennar Medical Foundation Center on the UM Coral Gables campus.

Rivera specializes with overhead athletes. He has conducted research in the field of injury prediction for the overhead athlete, in which he continues to advance the studies in this field. Rivera also assists as a core faculty within the UM Sports Physical Therapy Residency Program and Master's Athletic Training Program at UM.

Rivera completed the UM Sports Physical Therapy Residency Program, which he graduated from in July 2018.

Rivera is a Doctor of Physical Therapy by the Federation of State Boards of Physical Therapy. Julian is a Sports Certified Specialist by the American Board of Physical Therapy Specialties (2019), licensed and certified Athletic Trainer (2013) by the Board of Certification for Athletic Trainers, a Certified Strength and Conditioning Specialist (2013) by the National Strength and Conditioning Association.

Originally from New York, Rivera earned his bachelor's degree in athletic training (2013) and his Doctorate of Physical Therapy (2015) from Ithaca College. Before

CANESBASEBALL.COM | MIAMIHURRICANES.COM

arriving in Miami, Rivera practiced in outpatient settings in Hyde Park, N.Y., and Tampa, Fla.



LILIANA MACIAS


ADMINISTRATIVE ASSISTANT
FIU, 1993

Liliana Macias is entering her ninth year with the University of Miami baseball team.

Macias serves as the administrative assistant for the baseball program, a role she began in Feb. 2013. She provides administrative support to head coach Gino DiMare, as well as the assistant coaches and director of operations. In her daily duties, she oversees all office communications and various administrative tasks for the department, as well as working with the Gino DiMare DiMare Baseball Camps throughout the year.

Born in New York, Macias moved to Miami with her family at the age of three. She is a graduate of Monsignor Pace High School and earned her bachelor's degree in communications from FIU.

She has two daughters, Madison and Brooke, and a yorkie named Bella.



JOSH WHITE

ASSISTANT DIRECTOR, ATHLETICS COMMUNICATIONS
MIAMI, 2020

Josh White joined the University of Miami in August 2021 as an assistant director of athletic communications.

White serves as the primary communications contact and handles the media efforts for the Miami Hurricanes baseball and soccer teams.

Additionally, the Port Washington, N.Y., native broadcasts select games on ACC Network Extra.

Prior to joining the Miami athletics communications office full-time, White worked as the play-by-play broadcaster and media relations director of the Appalachian League's Kingsport Axmen and the prestigious Cape Cod Baseball League's Orleans Firebirds.

A 2020 graduate of the University of Miami, White was the general manager of WVUM 90.5 FM and the lead student play-by-play voice of Hurricanes football, soccer, volleyball, men's and women's basketball and baseball. He also served as the sports editor of The Miami Hurricane and anchored the campus' national award-winning weekly show, "SportsDesk."

In his final semester, White served as a student intern in the department and was largely responsible for a Hurricanes baseball feature series published on miamihurricanes.com.

His storytelling has garnered numerous awards from the National Academy of Television Arts & Sciences, Associated Press, National Broadcasting Society, Broadcast Education Association and Society of Professional Journalists.



STUDENT-ATHLETES

| | |
|---|-------|
| A Look at the 2022 Miami Hurricanes | 21 |
| Numerical Roster..... | 22 |
| Alphabetical Roster..... | 23 |
| Student-Athlete Profiles..... | 24-34 |



A LOOK AT THE 2022 MIAMI HURRICANES

The Miami Hurricanes open their fourth season under the direction of head coach **Gino DiMare**, ranked as high as 18th by Perfect Game.

“Our expectations are the same that they’ve always been,” DiMare said. “I know on the outside they’re different. Some years we might be ranked in the top-5 in the preseason. This year, we’re somewhere like 20-25. At the end of the day, those polls don’t mean anything. It’s the last poll that matters. We certainly need to find a way to get into that last one.”

The Hurricanes, who finished 33-21 a season ago, made their 47th appearance in the NCAA Tournament and look to continue to be a perennial contender in the Atlantic Coast Conference.

Consensus preseason All-American **Carson Palmquist**, sophomore preseason All-American **Yohandy Morales** and 2021 Perfect Game Freshman All-American **Alejandro Rosario** are some of the talented headliners on the 2022 Hurricanes.

Palmquist is one of the top left-handed pitchers in the country and will anchor an experienced Miami pitching staff. The sophomore recorded 14 saves in 2021, which ranked third in the nation. Palmquist’s batterymates include returner **Carlos Perez**, transfer **Maxwell Romero Jr.** and freshman **JD Jones**.

Morales enjoyed a breakout freshman campaign in 2021. The Miami native was named a Freshman All-America by *Collegiate Baseball*. He brings his power bat back to the heart of Miami’s lineup after leading the Hurricanes in home runs, RBI and slugging percentage.

Morales is joined in the infield by returning shortstop **Dominic Pitelli**, as well as **CJ Kayfus**, while freshmen **Henry Wallen**, **Dorian Gonzalez Jr.** and **Ariel Garcia** give Miami depth on the infield.

Miami’s outfield will feature a new look this year. Returners **Mike Rosario** and **Jacoby Long** are complimented by transfers **Jacob**

Burke and **Zach Levenson**, and freshmen **Lorenzo Carrier**, **Renzo Gonzalez**, **Gaby Gutierrez** and **Edgardo Villegas** to provide the Hurricanes with a handful of outfield combinations.

Left-handed pitcher/designated hitter **JP Gates** is a key returner in the Miami bullpen, while freshman **Rafe Schlesinger** and graduate transfer **Matt Raudelunas** add more options from the left side.

Andrew Walters and transfer **Alejandro Torres** will be key right-handed relievers for The U. Meanwhile fellow right-handers **Anthony Arguelles**, **Jordan Dubberly**, **Ronaldo Gallo**, **Jamar Fairweather** and **David Rossow** are other righties looking to shine in relief for the Hurricanes.

Starting pitching at Miami has four returners and two newcomers vying for four spots in the rotation. Rosario and third-year right-hander **Jake Garland** are joined by Palmquist and **Alex McFarlane**, as well as freshmen **Gage Ziehl** and **Karson Ligon**, competing for a starting role.

Miami’s schedule features eight 2021 NCAA Tournament teams and opens the season against Towson on Feb. 18. The Hurricanes play their first 11 games at Mark Light Field. Miami’s weekend home opponents will be Harvard (Feb. 25-27), Florida (March 4-6), Boston College (March 11-13), North Carolina (March 25-27), Virginia (April 8-10), Pittsburgh (April 22-24), North Dakota State (May 6-8) and Notre Dame (May 19-21).

The Hurricanes will travel to Clemson (March 18-20), Duke (April 1-3), Virginia Tech (April 14-16), Georgia Tech (April 29-May 1) and Florida State (May 13-15).

Miami will play 12 midweek games against in-state foes. The Hurricanes will play two games against FIU (March 8, April 6) and UCF (March 16, May 11), and three games against both FAU (Feb. 23, March 23, April 12) and FGCU (March 30, April 5, May 17), and host Bethune-Cookman (April 19) and Stetson (April 26) once.

NUMERICAL ROSTER

| No. | Name | Pos. | B/T | Ht. | Wt. | Yr. | Cl. | Hometown / High School // Previous School |
|-----|---------------------|---------|-----|------|-----|-----|-------|---|
| 0 | Dorian Gonzalez Jr. | INF | L/R | 5-9 | 188 | 1 | Fr. | Miami, Fla. / Belen Jesuit |
| 2 | CJ Kayfus | INF | L/L | 6-0 | 188 | 2 | So. | Wellington, Fla. / Palm Beach Central |
| 4 | Maxwell Romero Jr. | C | L/R | 6-1 | 218 | 3 | Jr. | Miramar, Fla. / Pembroke Pines Charter // Vanderbilt |
| 7 | Jacob Burke | OF | R/R | 6-1 | 208 | 3 | So. | St. Francisville, La. / University // Southeastern Louisiana |
| 9 | Zach Levenson | OF | R/R | 6-2 | 210 | 2 | Fr. | Oviedo, Fla. / Lake Howell // Seminole State College of Florida |
| 10 | JP Gates | LHP/UTL | L/L | 6-2 | 233 | 4 | Jr. | Brooksville, Fla. / Nature Coast |
| 13 | Mike Rosario | OF | L/L | 6-1 | 209 | 4 | Jr. | Newberry, Fla. / Buchholz // St. Johns River State |
| 14 | Carson Palmquist | LHP | L/L | 6-3 | 185 | 3 | So. | Fort Myers, Fla. / Riverdale |
| 16 | Henry Wallen | INF | L/R | 6-0 | 188 | 3 | Fr. | Miami, Fla. / South Dade // Miami Dade College |
| 17 | Rafe Schlesinger | LHP | L/L | 6-3 | 199 | 1 | Fr. | Holbrook, N.Y. / Sachem East |
| 18 | Alex McFarlane | RHP | R/R | 6-4 | 215 | 3 | So. | St. Thomas, U.S. Virgin Islands / Habersham Central |
| 19 | Dominic Pitelli | INF | L/R | 5-11 | 175 | 2 | So. | Miami, Fla. / Doral Academy |
| 21 | Andrew Walters | RHP | R/R | 6-4 | 220 | 3 | So. | Palm Bay, Fla. / Bayside // Eastern Florida State |
| 22 | Anthony Arguelles | RHP | R/R | 5-10 | 195 | 4 | Jr. | Miami, Fla. / Columbus // Santa Fe College |
| 24 | Alejandro Rosario | RHP | R/R | 6-1 | 184 | 2 | So. | Miami, Fla. / Miami Christian |
| 28 | Ariel Garcia | INF | R/R | 6-2 | 195 | 1 | Fr. | Homestead, Fla. / Columbus |
| 30 | Karson Ligon | RHP | R/R | 6-1 | 208 | 1 | Fr. | Sarasota, Fla. / Riverview |
| 31 | Gage Ziehl | RHP | R/R | 6-0 | 212 | 1 | Fr. | Macedon, N.Y. / Penfield |
| 32 | Ronaldo Gallo | RHP | R/R | 6-6 | 176 | 3 | So. | Miami, Fla. / Miami Southridge // FGCU |
| 34 | JD Jones | C | R/R | 6-0 | 208 | 1 | Fr. | Boulder, Colo. / Fairview |
| 35 | Yohandy Morales | INF | R/R | 6-4 | 208 | 2 | So. | Miami, Fla. / Braddock |
| 36 | David Rossow | RHP | R/R | 6-3 | 210 | 1 | Fr. | Boca Raton, Fla. / Cardinal Gibbons |
| 39 | Jacoby Long | OF | R/R | 6-1 | 183 | 2 | So. | Palm Beach Gardens, Fla. / Dwyer |
| 40 | Jamar Fairweather | RHP | R/R | 6-2 | 217 | 2 | So. | South Miami, Fla. / Westminster Christian |
| 41 | Drew Yuskevich | C | R/R | 6-0 | 190 | 2 | So. | Doylestown, Pa. / La Salle // Elon |
| 44 | Matt Raudelunas | LHP | L/L | 6-2 | 208 | 5 | R-Jr. | Madison, N.J. / Madison // St. John Fisher College |
| 45 | Edgardo Villegas | OF | L/L | 5-8 | 185 | 1 | Fr. | Vega Alta, Puerto Rico / Doral Academy |
| 49 | Alejandro Torres | RHP | R/R | 6-1 | 238 | 3 | So. | Miami, Fla. / Belen Jesuit // FIU |
| 51 | Renzo Gonzalez | OF/INF | L/L | 5-11 | 198 | 1 | Fr. | Miami, Fla. / Doral Academy |
| 52 | Jake Garland | RHP | R/R | 6-5 | 236 | 3 | So. | Jupiter, Fla. / Jupiter |
| 53 | Jordan Dubberly | RHP | R/R | 6-1 | 198 | 5 | R-Jr. | Hazlehurst, Ga. / Jefferson Davis // Georgia // St. Johns River State |
| 55 | Gaby Gutierrez | OF | R/R | 5-10 | 212 | 1 | Fr. | Miami, Fla. / Doral Academy |
| 61 | Carlos Perez | C | R/R | 6-1 | 200 | 2 | So. | Miami, Fla. / Florida Christian |
| 99 | Lorenzo Carrier | OF | R/R | 6-5 | 218 | 1 | Fr. | Bear, Del. / Appoquinimink |

Coaches and Staff

Head Coach: 6 Gino DiMare (Fourth season, 23rd season at Miami, Miami '92)

Associate Head Coach / Pitching: 33 J.D. Arteaga (20th season, Miami '97)

Assistant Coach / Recruiting Coordinator / Catchers / Hitters: 8 Norberto Lopez (Seventh season, Nova Southeastern '99)

Assistant Coach / Infielders: 47 Brandon Brewer (First season, West Florida, '11)

Director of Player Development: Jonathan Anderson (Third season, Duke, '07)

Director of Baseball Operations & Camps: Robert "GM" McDaniel (22nd season, FIU '03)

Strength and Conditioning Coach: H.R. Powell (Seventh season, Montclair State '13)

Athletic Trainer/Physical Therapist: Julian Rivera (Fifth season, Ithaca College '13)

Athletic Communications: Josh White (First season, Miami '20)



ALPHABETICAL ROSTER

| No. | Name | Pos. | B/T | Ht. | Wt. | Yr. | Cl. | Hometown / High School // Previous School |
|-----|---------------------|---------|-----|------|-----|-----|-------|---|
| 22 | Anthony Arguelles | RHP | R/R | 5-10 | 195 | 4 | Jr. | Miami, Fla. / Columbus // Santa Fe College |
| 7 | Jacob Burke | OF | R/R | 6-1 | 208 | 3 | So. | St. Francisville, La. / University // Southeastern Louisiana |
| 99 | Lorenzo Carrier | OF | R/R | 6-5 | 218 | 1 | Fr. | Bear, Del. / Appoquinimink |
| 53 | Jordan Dubberly | RHP | R/R | 6-1 | 198 | 5 | R-Jr. | Hazlehurst, Ga. / Jefferson Davis // Georgia // St. Johns River State |
| 40 | Jamar Fairweather | RHP | R/R | 6-2 | 217 | 2 | So. | South Miami, Fla. / Westminster Christian |
| 32 | Ronaldo Gallo | RHP | R/R | 6-6 | 176 | 3 | So. | Miami, Fla. / Miami Southridge // FGCU |
| 28 | Ariel Garcia | INF | R/R | 6-2 | 195 | 1 | Fr. | Homestead, Fla. / Columbus |
| 52 | Jake Garland | RHP | R/R | 6-5 | 236 | 3 | So. | Jupiter, Fla. / Jupiter |
| 10 | JP Gates | LHP/UTL | L/L | 6-2 | 233 | 4 | Jr. | Brooksville, Fla. / Nature Coast |
| 0 | Dorian Gonzalez Jr. | INF | L/R | 5-9 | 188 | 1 | Fr. | Miami, Fla. / Belen Jesuit |
| 51 | Renzo Gonzalez | OF/INF | L/L | 5-11 | 198 | 1 | Fr. | Miami, Fla. / Doral Academy |
| 55 | Gaby Gutierrez | OF | R/R | 5-10 | 212 | 1 | Fr. | Miami, Fla. / Doral Academy |
| 34 | JD Jones | C | R/R | 6-0 | 208 | 1 | Fr. | Boulder, Colo. / Fairview |
| 2 | CJ Kayfus | INF | L/L | 6-0 | 188 | 2 | So. | Wellington, Fla. / Palm Beach Central |
| 9 | Zach Levenson | OF | R/R | 6-2 | 210 | 2 | Fr. | Oviedo, Fla. / Lake Howell // Seminole State College of Florida |
| 30 | Karson Ligon | RHP | R/R | 6-1 | 208 | 1 | Fr. | Sarasota, Fla. / Riverview |
| 39 | Jacoby Long | OF | R/R | 6-1 | 183 | 2 | So. | Palm Beach Gardens, Fla. / Dwyer |
| 18 | Alex McFarlane | RHP | R/R | 6-4 | 215 | 3 | So. | St. Thomas, U.S. Virgin Islands / Habersham Central |
| 35 | Yohandy Morales | INF | R/R | 6-4 | 208 | 2 | So. | Miami, Fla. / Braddock |
| 14 | Carson Palmquist | LHP | L/L | 6-3 | 185 | 3 | So. | Fort Myers, Fla. / Riverdale |
| 61 | Carlos Perez | C | R/R | 6-1 | 200 | 2 | So. | Miami, Fla. / Florida Christian |
| 19 | Dominic Pitelli | INF | L/R | 5-11 | 175 | 2 | So. | Miami, Fla. / Doral Academy |
| 44 | Matt Raudelunas | LHP | L/L | 6-2 | 208 | 5 | R-Jr. | Madison, N.J. / Madison // St. John Fisher College |
| 4 | Maxwell Romero Jr. | C | L/R | 6-1 | 218 | 3 | Jr. | Miramar, Fla. / Pembroke Pines Charter // Vanderbilt |
| 24 | Alejandro Rosario | RHP | R/R | 6-1 | 184 | 2 | So. | Miami, Fla. / Miami Christian |
| 13 | Mike Rosario | OF | L/L | 6-1 | 209 | 4 | Jr. | Newberry, Fla. / Buchholz // St. Johns River State |
| 36 | David Rossow | RHP | R/R | 6-3 | 210 | 1 | Fr. | Boca Raton, Fla. / Cardinal Gibbons |
| 17 | Rafe Schlesinger | LHP | L/L | 6-3 | 199 | 1 | Fr. | Holbrook, N.Y. / Sachem East |
| 49 | Alejandro Torres | RHP | R/R | 6-1 | 238 | 3 | So. | Miami, Fla. / Belen Jesuit // FIU |
| 45 | Edgardo Villegas | OF | L/L | 5-8 | 185 | 1 | Fr. | Vega Alta, Puerto Rico / Doral Academy |
| 16 | Henry Wallen | INF | L/R | 6-0 | 188 | 3 | Fr. | Miami, Fla. / South Dade // Miami Dade College |
| 21 | Andrew Walters | RHP | R/R | 6-4 | 220 | 3 | So. | Palm Bay, Fla. / Bayside // Eastern Florida State |
| 41 | Drew Yuskevich | C | R/R | 6-0 | 190 | 2 | So. | Doylestown, Pa. / La Salle // Elon |
| 31 | Gage Ziehl | RHP | R/R | 6-0 | 212 | 1 | Fr. | Macedon, N.Y. / Penfield |

STUDENT-ATHLETES

Pronunciation Guide

PLAYERS

- 0 Dorian Gonzalez Jr. - door-ree-un
- 2 CJ Kayfus - KAY-fuss
- 16 Henry Wallen - WALL-in
- 17 Rafe Schlesinger - Rhymes with Safe SLESS-injure
- 18 Alex McFarlane - Mick-FAR-Lin
- 19 Dominic Pitelli - piih-TELL-ee
- 22 Anthony Arguelles - Arr-GWAY-yez
- 28 Ariel Garcia - AIR-ee-uhl
- 30 Karson Ligon - Lig-un
- 31 Gage Ziehl - Rhymes with Rage Teal
- 32 Ronaldo Gallo - gah-YO
- 35 Yohandy Morales - Yo-AHN-dee mor-AH-less
- 36 David Rossow - Ros-so
- 41 Drew Yuskevich - yus-kuh-vich
- 44 Matt Raudelunas - RAW-de-lunas
- 45 Edgardo Villegas - ed-GAHR-doo VEE-YEH-gas
- 53 Jordan Dubberly - DUBB-err-lee
- 61 Carlos Perez - CAR-los PEHR-ess

COACHES

- 6 Gino DiMare - dih-MARR-ee
- 8 Norberto Lopez - Nor-BEAR-toe LOW-pez
- 33 J.D. Arteaga - are-tee-AH-guh



22

ANTHONY ARGUELLES

RHP • 5-10 • 195 • Jr. • R/R
Miami, Fla.
(Santa Fe College / Columbus)

The asterisk next to 2020 and 2021 season bios indicate the NCAA's decision to grant an extra year of eligibility for student-athletes in light of the COVID-19 pandemic; the student-athlete's year of eligibility did not "advance" from 2020 to 2021 due to this NCAA ruling.

***Sophomore (2021):** Appeared in 18 games as a reliever out of the bullpen...Went 4-1 with a 4.34 ERA over 18.2 innings pitched...Struck out 16 batters while walking nine over his 18 appearances...Held opponents to a .264 batting average...Made Hurricane debut striking out two batters in a scoreless inning at then-No. 1 Florida (Feb. 20)...Picked up first career win at then-No. 1 Florida (Feb. 21)...Earned second win after tossing a scoreless inning at NC State (Mar. 6)...Struck out two batters over 1.1 innings to earn win at NC State (Mar. 7)...Notched fourth win after throwing a scoreless frame vs. Wake Forest (Mar. 13)...Tossed a scoreless inning in victory over Duke (Apr. 2)...Struck out a season-high three batters over 2.0 scoreless innings in win over Duke (Apr. 4)...Struck out a batter in a scoreless inning vs. Clemson (Apr. 17)...Struck out only batter he faced at North Carolina (Apr. 23)...Had one strikeout in scoreless frame vs. FGCU (Apr. 27)...Struck out a batter in shutout inning vs. App State (May 8)...Made NCAA tournament debut vs. USF (June 5).

***Sophomore (2020 – Santa Fe):** Went 4-0 with a 1.38 ERA and 54 strikeouts over 39 innings pitched before season was cut short due to COVID-19 pandemic.

Freshman (2019 – Santa Fe): Finished his debut season 5-1 with a 3.91 ERA and 78 strikeouts over 73.2 innings pitched.

High School: Two-sport standout at Christopher Columbus High School, starting at quarterback in football and as a starting pitcher in baseball...Posted the lowest ERA in Dade County as a junior and was named Pitcher of the Year by the Miami Herald following his senior season...Recipient of Columbus' Sportsmanship Award as a senior...Was named first-team All-Dade as a pitcher and third-team All-Dade as a quarterback following his senior seasons...Helped Columbus reach state semifinals in baseball as a senior.

Personal: Son of Fernando and Jacqueline Arguelles...Has two siblings, Alyssa and Andy...Brother, Andy, plays baseball at South Alabama...Mother was a varsity cheerleader at Miami from 1985-89...Father, Fernando, played baseball at Florida Southern and professionally in the Pirates and Mariners organizations...Majoring in finance.

ARGUELLES CAREER STATISTICS

PITCHING

| YEAR | ERA | W-L | APP/S | CG | SHO | SV | IP | H | R | ER | BB | SO | B/AVG |
|--------|------|-----|-------|----|-----|----|------|----|---|----|----|----|-------|
| 2021 | 4.34 | 4-1 | 18/0 | 0 | 0/1 | 0 | 18.2 | 19 | 9 | 9 | 9 | 16 | .264 |
| Career | 4.34 | 4-1 | 18/0 | 0 | 0/1 | 0 | 18.2 | 19 | 9 | 9 | 9 | 16 | .264 |



7

JACOB BURKE

OF • 6-1 • 208 • So. • R/R
St Francisville, La.
(SE Louisiana / University)

The asterisk next to 2020 and 2021 season bios indicate the NCAA's decision to grant an extra year of eligibility for student-athletes in light of the COVID-19 pandemic; the student-athlete's year of eligibility did not "advance" from 2020 to 2021 due to this NCAA ruling.

2021 Collegiate Baseball, Freshman All-America

2021 All-Southland Conference, Second Team

***Freshman (2021 - Southeastern Louisiana):** Started all 55 games in which he appeared...Paced the Southland Conference with 23 stolen bases...Hit .254 and led the Lions with nine home runs, 16 HBP and stolen bases...Tied for the most triples on the team with two...Finished second on the club with 45 runs scored and 43 RBI...Blasted first homer of the season, drove in then-career-high five RBI and swiped three bases against Mississippi Valley (Feb. 21)...Recorded career-best 4-for-4 performance and plated three runs at Arizona (Feb. 26)...Posted first career multi-home run game and tallied career-high six RBI in Southland Conference tournament against New Orleans (May 28).

***True Freshman (2020 - Southeastern Louisiana):** Started all 16 games for the Lions in shortened 2020 college baseball season...Led the team with .313 batting average, .521 on-base percentage, .441 slugging percentage, nine runs scored, two triples, two home runs, and four HBP...Ranked second on the squad with 15 hits, seven walks and five stolen bases...Tied for the third-most home runs and fourth-most stolen bases in the Southland Conference...Ranked ninth in the Southland in slugging percentage...Posted a season-best three-hit performance against UL Lafayette (Feb. 18)...Launched first career home runs and tallied season-high three RBI against Stony Brook (Feb. 18)...Smacked solo homer at LSU (March 3).

High School: Four-year varsity letterman at University High School...Two-time All-State, three-time All-Metro and four-time All-District honoree on baseball diamond...Twice named district MVP...Owns school record for hits, doubles and HBP...Also played football at University, leading the Cubs to back-to-back state titles on the gridiron...Two-time All-State, two-time All-Metro and three-time All-District selection in football...Garnered district defensive MVP recognition...Led University in tackles each of his last three seasons as middle linebacker.

Personal: Son of Monte and Barbara Burke...Has an older brother, Robert, and a younger sister, Jenna...Father played football at Tulane...Brother played baseball at Southeastern Louisiana...Intends to major in psychology.



99

LORENZO CARRIER

OF • 6-5 • 218 • Fr. • R/R
Bear, Del.
(Appoquinimink)

High School: Two-time Delaware Gatorade Player of the Year...Hit .535 with four home runs as a senior...Drove in 40 runs and stole 26 bases...Led Appoquinimink to a state title in 2019...Received academic all-state recognition in both baseball and basketball.

Personal: Son of Jeffery and Norma Carrier...Has an older

sister, Kiara, and a younger brother, Reynaldo...Both parents played basketball at Suffolk County Community College...Sister, Kiara, played softball at Evangel University...Intends to major in exercise physiology.



53

JORDAN DUBBERLY

RHP • 6-1 • 198 • R-Jr. • R/R
Hazlehurst, Ga.
(St. Johns River / Georgia / Jefferson Davis)

The asterisk next to 2020 and 2021 season bios indicate the NCAA's decision to grant an extra year of eligibility for student-athletes in light of the COVID-19 pandemic; the student-athlete's year of eligibility did not "advance" from 2020 to 2021 due to this NCAA ruling.

Redshirt Sophomore (2021): Made 12 appearances, including five starts...Went 1-1 with a 5.40 ERA over 36.2 innings pitched...Struck out 34 batters while walking 11 and holding opponents to a .283 batting average...Made Miami debut tossing 2.1 innings in victory at preseason No. 1 Florida (Feb. 20)...Struck out one batter over 1.2 innings vs. Virginia Tech (Feb. 28)...Had one strikeout in a scoreless inning vs. FAU (Mar. 9)...Fanned two batters over four innings of relief vs. Florida State (Mar. 19)...Had four strikeouts over four innings, allowing one unearned run in win at FAU (Mar. 23)...Struck out four batters in first career start, allowing two runs (one earned) over 4.2 innings at Virginia (Mar. 28)...Had season-high seven strikeouts while allowing one run over five innings to earn first career win vs. Duke (Apr. 4)...Fanned four batters over 3.2 innings at Pitt (Apr. 11)...Struck out six batters while allowing just two runs over four innings in win over Clemson (Apr. 17)...Had one strikeout in one inning of relief vs. App State (May 8)...Fanned one batter in one inning against FAU (May 18).

Redshirt Sophomore (2020 – St. Johns River State): Served as a student coach.

Redshirt Freshman (2019 – St. Johns River State): Made 14 appearances, including 13 starts, going 8-2 with a 2.36 ERA and 60 strikeouts over 68.2 innings pitched...Named first-team all-conference.

Freshman (2018 – Georgia): Redshirted to preserve eligibility.

High School: Injury sidelined him for much of his senior year as Jeff Davis went 32-8 including 13-1 in the region and captured the school's first-ever Class AA state title...Saw action as a hitter at the end of the 2017 season, tallying 50 at-bats and hit .300 with seven doubles, 11 RBI, 11 walks and 13 runs scored...Posted a .440 slugging percentage and a .415 on-base percentage as a senior...Named 2017 Perfect Game Honorable Mention All-American for the Southeast Region...Posted a 2-0 mark and a 1.38 ERA in 25.1 innings pitched as a junior with 32 strikeouts and 13 walks plus hit .344 with seven home runs, 32 RBI and 22 runs scored in 93 at-bats...Two-way contributor throughout prep career as a pitcher/shortstop and earned second-team All-State honors as a junior by Georgia Dugout Preview magazine...Also lettered in football as starting quarterback for the Yellow Jackets.

Personal: Son of Rusty and Lynn Dubberly...Has three siblings: brother, Ross, and sisters, Lexi and Hannah...Majoring in mathematics.

DUBBERLY CAREER STATISTICS

PITCHING

| YEAR | ERA | WL | APP/S | CG | SHO | SV | IP | H | R | ER | BB | SO | B/AVG |
|--------|------|-----|-------|----|-----|----|------|----|----|----|----|----|-------|
| 2021 | 5.40 | 1-1 | 12/5 | 0 | 0/0 | 1 | 36.2 | 41 | 25 | 22 | 11 | 34 | .283 |
| Career | 5.40 | 1-1 | 12/5 | 0 | 0/0 | 1 | 36.2 | 41 | 25 | 22 | 11 | 34 | .283 |



40

JAMAR FAIRWEATHER

RHP • 6-2 • 217 • So. • R/R
South Miami, Fla.
(Westminster Christian)

Freshman (2021): Made three appearances as a right-handed pitcher out of Miami's bullpen...Posted a 0.00 ERA over 2.1 innings pitched...Struck out a batter and walked a batter while holding opponents hitless in his three appearances...Made Miami debut with a scoreless inning of relief against Florida State (Mar. 19), striking out one batter...Tossed a shutout inning against App State (May 8)...Retired only batter he faced against Georgia Tech (May 14).

High School: Excelled as a two-way player at Westminster Christian, batting .345 with 11 homers and 68 RBI while going 15-6 with a 2.76 ERA and 155 strikeouts over 131.2 innings pitched in his four-year varsity career...Did not pitch as a senior, but hit .258 with three doubles in shortened 2020 season...Went 4-0 with one save, posting a 1.09 ERA and 58 strikeouts as a junior...Went 5-5 with a 4.80 ERA and 53 strikeouts as a sophomore...Impressed as a freshman, going 6-1 with two saves, recording a 2.10 ERA and 44 strikeouts...Three-time second-team All-American from 2017-2019...Three-year team captain from 2018-2020.

Personal: Son of Michael and Natasha Fairweather...Majoring in communications.

FAIRWEATHER CAREER STATISTICS

PITCHING

| YEAR | ERA | WL | APP/S | CG | SHO | SV | IP | H | R | ER | BB | SO | B/AVG |
|--------|------|-----|-------|----|-----|----|-----|---|---|----|----|----|-------|
| 2021 | 0.00 | 0-0 | 3/0 | 0 | 0/0 | 0 | 2.1 | 0 | 0 | 0 | 1 | 1 | .000 |
| Career | 0.00 | 0-0 | 3/0 | 0 | 0/0 | 0 | 2.1 | 0 | 0 | 0 | 1 | 1 | .000 |



32

RONALDO GALLO

RHP • 6-6 • 176 • So. • R/R
Miami, Fla.
(FGCU / Miami Southridge)

The asterisk next to 2020 and 2021 season bios indicate the NCAA's decision to grant an extra year of eligibility for student-athletes in light of the COVID-19 pandemic; the student-athlete's year of eligibility did not "advance" from 2020 to 2021 due to this NCAA ruling.

Freshman (2021 – FGCU): Pitched in 13 games, making 10 starts...Finished the season with a 1-2 record, 7.62 ERA and 28 strikeouts over 41.1 innings pitched...Allowed zero earned while striking out a season-high six in 6.1 innings pitched against Kansas (Feb. 28)...Struck out five in 4.0 innings at Florida State (May 11).

True Freshman (2020 – FGCU): Appeared in five games, including three starts on the mound for the Eagles in shortened 2020 college baseball season...Went 1-1 with a 4.15 ERA and 16 strikeouts over 17.1 innings...Struck out five and allowed

just two hits in 3.1 innings in collegiate debut at Tulane (Feb. 16)...Allowed just one run on two hits in first career start against Eastern Michigan (Feb. 25)...Earned the first win of his career when he threw the final 5.2 hitless frames of the 16-inning contest against Bethune-Cookman (Feb. 29).

High School: Three-year varsity letterman at Miami Southridge High School...Earned 9A-16 all-district recognition each season...Totaled a sub-2.50 ERA in all three years, including a career-best 2.05 ERA as a senior...Also played basketball at Southridge.

Personal: Son of Ronaldo Gallo and Angela de Leon...Has one older sister, Nathalia, and one younger brother, Javi...Intends to major in criminology.



28

ARIEL GARCIA

INF • 6-2 • 195 • Fr. • R/R
Homestead, Fla. (Columbus)

High School: Four-year letterwinner at Christopher Columbus High School...Elected team captain in 2020...Two-time All-District selection...Named 7A-15 Player of the Year as senior...In his final year at Columbus, batted .327 with 10 home runs and 23 RBI.

Personal: Son of Andy and Lizette Garcia...Has an older brother, Anderson, and a younger sister, Aaliyah...Intends to major in business.



52

JAKE GARLAND

RHP • 6-5 • 236 • So. • R/R
Jupiter, Fla. (Jupiter)

The asterisk next to 2020 and 2021 season bios indicate the NCAA's decision to grant an extra year of eligibility for student-athletes in light of the COVID-19 pandemic; the student-athlete's year of eligibility did not "advance" from 2020 to 2021 due to this NCAA ruling.

***Freshman (2021):** Made 16 appearances, including a team-high 13 starts...Went 6-4 with a 5.69 ERA over a team-high 68.0 innings pitched...Struck out 38 batters while walking 14 and holding opponents to a .286 batting average...Fanned two batters over 3.2 innings at preseason No. 1 Florida (Feb. 19)...Struck out five batters over three scoreless innings vs. Virginia Tech (Feb. 26)...Allowed just one run over 6.0 innings to earn victory vs. FAU (Mar. 9)...Held FGCU to one run over a season-high 7.0 innings to earn victory (Mar. 17)...Tossed six scoreless innings to win at FIU (Mar. 31)...Had six strikeouts while holding Clemson to one run over six innings (Apr. 18)...Held North Carolina to one run over six innings to earn fifth win of the season (Apr. 25)...Allowed two runs (one earned) in rain-shortened 2.0-inning start vs. App State (May 9)...Held Louisville to one run over 5.0 innings to pick up sixth win (May 22)...Started vs. Florida State in ACC tournament (May 28)...Made NCAA tournament debut vs. South Alabama (June 6).

***True Freshman (2020):** Made six appearances out of the Miami bullpen in shortened 2020 college baseball season...Went 1-0 with a 1.93 ERA and 12 strikeouts over 9.1 innings pitched...Tossed a scoreless inning and struck out a career-high three batters in Miami debut vs. Rutgers (Feb. 16)...Fanned two

batters over two scoreless innings in win over Kent State (Feb. 19)...Struck out two batters vs. No. 2 Florida (Feb. 23)...Threw career-high 2.2 shutout innings in win over USF (Feb. 26)...Struck out two batters in scoreless inning vs. Towson (Mar. 1)...Struck out two batters over two innings at FAU (Mar. 4).

High School: Two-time FHSAA all-state selection and two-time 9A player of the year...Four-year varsity starter at Jupiter High School, where he racked up a school-record 222 career strikeouts, 1.49 ERA and a 1.13 WHIP in his career...Helped lead team to its first state championship in 2018.

Personal: Parents are Todd and Kim Garland...Has two brothers, Drew and Griffin...Intends to major in communications.

GARLAND CAREER STATISTICS

PITCHING

| YEAR | ERA | W-L | APP | CG | SHO | SV | IP | H | R | ER | BB | SO | B/AVG |
|--------|------|-----|-------|----|-----|----|------|----|----|----|----|----|-------|
| 2020 | 1.93 | 1-0 | 6/0 | 0 | 0/1 | 0 | 9.1 | 7 | 2 | 2 | 5 | 12 | .212 |
| 2021 | 5.69 | 6-4 | 16/13 | 0 | 0/0 | 0 | 68.0 | 75 | 47 | 43 | 14 | 38 | .286 |
| Career | 5.24 | 7-4 | 22/13 | 0 | 0/1 | 0 | 77.1 | 82 | 49 | 45 | 19 | 50 | .278 |



10

JP GATES

LHP/UTL • 6-2 • 233 • Jr. • L/L
Brookville, Fla.
(Nature Coast)

The asterisk next to 2020 and 2021 season bios indicate the NCAA's decision to grant an extra year of eligibility for student-athletes in light of the COVID-19 pandemic; the student-athlete's year of eligibility did not "advance" from 2020 to 2021 due to this NCAA ruling.

2021 Perfect Game Preseason All-America Third Team

***Sophomore (2021):** Appeared in four games before having season-ending surgery...Had two plate appearances, driving in one run...Made two appearances out of the bullpen...Had an RBI sacrifice fly at No. 1 Florida (Feb. 19)...Pitched at Florida (Feb. 21) and vs. Virginia Tech (Feb. 28).

***Sophomore (2020):** Appeared in 11 games as a two-way player for the Hurricanes in shortened 2020 college baseball season...Made 11 starts as Miami's designated hitter...Led Canes with nine appearances as a reliever out of the Canes' bullpen...Had seven hits, one homer and two RBI over 38 at-bats...Went 1-0 with a 0.82 ERA over 11 innings pitched...Struck out 13 batters and walked just one, allowing just one run on two hits over nine appearances...Held opponents to a .056 batting average...Opened the season on a five-game hitting streak...Had a hit and a run scored in Opening Day win over Rutgers (Feb. 14)...Hit a solo homer in series-clinching win over Rutgers (Feb. 15)...Singled and drove in a run in win to sweep Rutgers (Feb. 16)...Had two hits and a run scored against No. 2 Florida (Feb. 22)...Scored a run in victory over Towson (Feb. 29)...Did not allow a run over first eight appearances spanning eight innings...Did not allow a base runner over first four outings...Struck out only batter he faced in Opening Day win over Rutgers (Feb. 14)...Had a strikeout in scoreless inning against Kent State (Feb. 19)...Struck out two batters in two scoreless innings vs. No. 2 Florida (Feb. 21)...Had a strikeout over 0.2 scoreless innings against No. 2 Florida (Feb. 22)...Allowed first hit of the season over 0.2 shutout innings against Towson (Mar. 1)...Had a strikeout over one scoreless inning against Pittsburgh (Mar. 6)...Fanned three batters in two shutout innings against Pitt (Mar. 7)...Struck out a career-best four batters over a season-high three innings of relief in win at No. 12 UCF (Mar. 11).

STUDENT-ATHLETES

2019 All-ACC Academic Team
2019 All-Starkville Regional

Freshman (2019): Appeared in 42 games as a two-way player for the Hurricanes...Made 38 starts as Miami's designated hitter...Pitched in 20 games, making one start on the mound... Batted .340 with nine doubles, two triples, four homers and 31 RBI in 147 at-bats...Posted 14 multi-hit games and seven multi-RBI performances...Ranked fifth on the team with a .510 slugging percentage...Posted 14-game hitting streak that was second-longest on team...Made his Miami debut against Rutgers, allowing one hit and striking out three in a scoreless inning of work (Feb. 16)...Threw a scoreless inning vs. UMBC (Mar. 1), the first of six straight shutout appearances...Went 2-for-3 with a double and an RBI in debut as a hitter vs. UMBC (Mar. 3)...Made first career start at designated hitter on Mar. 20 vs. Columbia...Hit pinch-hit two-run homer vs. NC State (Mar. 23) for first career home run...Went 5-for-12 with a double and three RBI at Pitt (Mar. 29-31)...Posted first career three-hit game on April 7 vs. Florida State...Made first career start on the mound on April 9 vs. FGCU...Homered in series finale at Virginia (Apr. 14)...Earned first career win as a pitcher at Louisville (Apr. 19)...Had a double and three RBI in final game at Louisville (Apr. 20)...Hit a home run and drove in three runs vs. FIU (Apr. 24)...Batted .615 (8-for-13) with a triple, a homer, seven RBI and three runs scored in Bethune-Cookman series (May 3-5)... Posted second career three-hit game and drove in three runs vs. Bethune-Cookman (May 4)...Drove in a season-best four runs and finished a double shy of the cycle vs. Bethune-Cookman (May 5)...Went 2-for-4 with a home run vs. UCF (May 8)... Had two hits and a run scored in series finale at Wake Forest (May 13)...Hit safely in all three games vs. Duke, (May 16-18), including multi-hit games on May 17 and 18...Had a hit and RBI vs. North Carolina in ACC tournament (May 24)...Recorded first hit and RBI in NCAA postseason vs. Southern (June 1)... Had two hits and two runs scored vs. Central Michigan for first career multi-hit game in NCAA postseason (June 2)...Singled in Starkville Regional finale vs. Mississippi State (June 2)...Named to Starkville Regional all-regional team.

High School: Played baseball for four years at Nature Coast Tech, serving as team captain in 2017-18...A talented two-way player, has 22 extra base hits, 10 doubles, 10 home runs and 48 RBI in 93 at-bats...As a pitcher, posted a 1.05 ERA and 135 strikeouts over 80 innings, won nine games, made 14 starts and threw six complete games...Was a three-time Player of the Year honoree...Threw a perfect game in which all 15 outs were strikeouts...Helped team to a 26-5 record in 2018.

Personal: Parents are Jonathan and Jennifer Gates... Has one brother, Jaxen...Father, Jonathan, played baseball at Flagler College...Grandfather, Pat Freeman, played football at Maryland...Intends to major in sport administration.

GATES CAREER STATISTICS

OFFENSE

| YEAR | AVG | GP-GS | AB | R | H | 2B | 3B | HR | RBI | BB | SO | SB-A |
|---------------|-------------|--------------|------------|-----------|-----------|----------|----------|----------|-----------|-----------|-----------|------------|
| 2019 | .340 | 42-38 | 147 | 21 | 50 | 9 | 2 | 4 | 31 | 8 | 36 | 0-1 |
| 2020 | .184 | 11-11 | 38 | 4 | 7 | 0 | 0 | 1 | 2 | 3 | 9 | 0-0 |
| 2021 | .000 | 2-0 | 1 | 0 | 0 | 0 | 0 | 0 | 1 | 0 | 1 | 0-0 |
| Career | .306 | 55-49 | 186 | 25 | 57 | 9 | 2 | 5 | 34 | 11 | 46 | 0-1 |

PITCHING

| YEAR | ERA | W-L | APP/S | CG | SHO | SV | IP | H | R | ER | BB | SO | B/AVG |
|---------------|-------------|------------|-------------|----------|------------|----------|-------------|-----------|-----------|-----------|-----------|-----------|-------------|
| 2019 | 5.82 | 1-1 | 20/1 | 0 | 0/1 | 0 | 17.0 | 19 | 13 | 11 | 18 | 18 | .292 |
| 2020 | 0.82 | 1-0 | 9/0 | 0 | 0/2 | 0 | 11.0 | 2 | 1 | 1 | 1 | 13 | .056 |
| 2021 | 81.00 | 0-0 | 2/0 | 0 | 0/0 | 0 | 0.1 | 1 | 4 | 3 | 3 | 0 | .333 |
| Career | 4.76 | 2-1 | 31/1 | 0 | 0/3 | 0 | 28.1 | 22 | 18 | 15 | 22 | 31 | .212 |



0
DORIAN GONZALEZ JR.
INF • 5-9 • 188 • Fr. • L/R
Miami, Fla.
(Belen Jesuit)

High School: Four-year letterman at Belen Jesuit Prep, serving as captain in 2020-21...Earned all-district recognition each year...Batted over .300 in all four seasons, including a career-best .364 average as a senior...Paced district with five home runs in 2021...Selected as team MVP following senior season...Helped lead Belen Jesuit to regional championship... Also played football at Belen.

Personal: Parents are Dorian and Nora Gonzalez...Father played baseball at Miami from 1994-96, reaching the College World Series in all three seasons...Intends to major in business.



51
RENZO GONZALEZ
OF/INF • 5-11 • 198 • Fr. • L/R
Miami, Fla.
(Doral Academy)

High School: Played at Doral Academy as a senior after three seasons at Alonso High School...Served as captain in final three years...Earned 2021 Miami-Dade 5A-7A Player of the Year after hitting .425 with nine home runs and 25 RBI in lone campaign with the Firebirds...Helped lead Doral Academy to district championship.

Personal: Parents are Javier González and Alexandra Vallejo...Cousin, Gabriel Rosado, played baseball at William Carey University...Intends to major in sport administration.



55
GABY GUTIERREZ
OF • 5-10 • 212 • Fr. • R/R
Miami, Fla.
(Doral Academy)

High School: Six-year letterman at Doral Academy, serving as captain from 2018-2020...Two-time District Hitter of the Year...Finished high school career with .353 average, 30 home runs and 108 RBI...Batted .409 in final season at Doral with eight home runs and 28 RBI...Hit .430 sophomore year with eight home runs and 30 RBI...Helped lead the Firebirds to six district championships, three regional titles and one state runner-up finish in 2019.

Personal: Parents are Luis Gutierrez and Liany Calderon Gutierrez...Intends to major in sport administration.



34

JD JONES

C • 6-0 • 208 • Fr. • R/R
Boulder, Colo.
(Fairview)

High School: Four-year letterman at Fairview High School, serving as captain in 2021...Named first-team all-conference and first-team all-region as senior...Finished high school career with a .361 average, seven home runs and 46 RBI...Batted .409 in final season at Fairview with five home runs and 20 RBI... Helped lead the Knights to 2021 5A Colorado Front Range League Championship.

Personal: Parents are Jeff and Donna Jones...Has one brother, Brett, and one sister, Reilly...Father played football at Mercyhurst University...Intends to major in finance.



2

CJ KAYFUS

INF • 6-0 • 188 • So. • L/L
Wellington, Fla.
(Palm Beach Central)

2021 ALL GAINESVILLE REGIONAL

Freshman (2021): Played in 40 games, making 10 starts in his debut season with the Hurricanes...Saw action at first base and in right field...Hit .298 (17-for-57) with 12 runs scored, three doubles, three homers, six RBI and a stolen base...Recorded a pair of multi-hit games and one multi-RBI performance...Ended the season on a season-best five-game hitting streak...Made his Hurricanes debut on Feb. 19 at #1 Florida, scoring a run as a pinch runner...Recorded first collegiate hit, a solo homer, while making his first career start on Mar. 6 at NC State...Became first Hurricane since Alex Toral in 2018 to homer in his first collegiate hit...Doubled and homered while scoring a season-high two runs and adding two RBI in a 2-for-3 effort vs. FAU (Mar. 9)...Had a base hit against rival Florida State (Mar. 20)...Had an RBI double and scored a run vs. Duke (Apr. 4)...Hit safely in three straight games as pinch hitter: Apr. 11 at Pitt, Apr. 14 vs. FGCU and Apr. 18 vs. Clemson...Homered in win over Appalachian State (May 8)...Singled and had first career stolen base in series-clinching win over Georgia Tech (May 16)... Had a base hit in victory at Louisville (May 21), starting his season-long five-game hit streak...Singled off the bench in ACC tournament game vs. Florida State (May 28)...Had a base hit in NCAA tournament debut vs. South Alabama (June 4), making first career start in right field...Recorded second multi-hit game of the year in NCAA tournament loss to USF (June 5)...Singled in NCAA tournament loss to South Alabama (June 6)...Named to All-Gainesville Regional team after hitting .308 in three games.

High School: Four-year varsity letterman, playing final three seasons at Palm Beach Central after beginning prep career at Cherry Creek...As a senior, batted .556 with four triples, two homers and 13 RBI...Helped Palm Beach Central reach state final four in 2019...Named all-district first baseman in 2018-19... Selected as team MVP following sophomore season and named hitter of the year as a junior.

Personal: Son of David and Haika Kayfus...Majoring in business management.

KAYFUS CAREER STATISTICS

OFFENSE

| YEAR | AVG | GP-GS | AB | R | H | 2B | 3B | HR | RBI | BB | SO | SB-A |
|--------|------|-------|----|----|----|----|----|----|-----|----|----|------|
| 2021 | .298 | 40-10 | 57 | 12 | 17 | 3 | 0 | 3 | 6 | 5 | 19 | 1-1 |
| Career | .298 | 40-10 | 57 | 12 | 17 | 3 | 0 | 3 | 6 | 5 | 19 | 1-1 |



9

ZACH LEVENSON

OF • 6-2 • 210 • Fr. • R/R
Oviedo, Fla.
(Seminole St. / Lake Howell)

The asterisk next to 2021 season bios indicate the NJCAA's decision to grant an extra year of eligibility for student-athletes in light of the COVID-19 pandemic; the student-athlete's year of eligibility did not "advance" from 2021 to 2022 due to this NJCAA ruling.

*Freshman (2021 – Seminole State College of Florida):

Named second team All-Mid-Florida Conference after hitting .291 with a team-high 12 home runs and 39 RBI in 44 games...Recorded 12 doubles and a team-best .581 slugging percentage...Helped lead Raiders to state tournament... Launched first career homer against St. Petersburg College (Feb. 10)...Reached base in all five plate appearances at Santa Fe College (March 31).

High School: Four-year letterman at Lake Howell High School, serving as captain in final two seasons...Two-time All-Conference...Hit .370 with two homers as a junior...Also played football at Lake Howell.

Personal: Son of Dan and Debbie Levenson...Has one older brother, Matt...Dad played baseball at UNC Wilmington... Brother plays baseball at Winthrop...Intends to major in finance.



30

KARSON LIGON

RHP • 6-1 • 208 • Fr. • R/R
Sarasota, Fla.
(Riverview)

High School: Three-year letterman at Riverview High School, serving as captain in 2020-21...Went 6-2 with a 1.93 ERA and 61 strikeouts over 57.2 innings pitched as a senior... Tossed 98-pitch no-hitter with 12 strikeouts in final year with Rams.

Personal: Son of Jeff and Page Ligon...Has one older brother, Kendall...Intends to major in accounting.



39

JACOBY LONG

OF • 6-1 • 183 • So. • R/R
Palm Beach Gardens, Fla.
(Dwyer)

Freshman (2021): Appeared in eight games as a reserve outfielder...Batted .333 with two hits, three runs scored and a stolen base...Posted a .333 on-base percentage and a .333 slugging percentage...Made Hurricane debut as a pinch runner at preseason No. 1 Florida (Feb. 20), scoring a run...Had first plate appearance vs. Wake Forest (Mar. 12)...Got two at-bats at

FGCU (Mar. 17)...Recorded first collegiate hit vs. Florida State (Mar. 19)...Singled and scored a run at FIU (Mar 31).

High School: Three-year varsity letterman at Dwyer, serving as team captain in 2020...Named a 2020 Perfect Game Preseason All-American...Selected to SunSentinel's 2019 All-Palm Beach First Team...Named 2019 district hitter of the year after hitting .474...Selected to 2017 MLB Breakthrough Series National Team.

Personal: Son of Amanda Long...Has two sisters, Arianna and Kiara...Has not declared a major.

LONG CAREER STATISTICS

OFFENSE

| YEAR | AVG | GP-GS | AB | R | H | 2B | 3B | HR | RBI | BB | SO | SB-A |
|--------|------|-------|----|---|---|----|----|----|-----|----|----|------|
| 2021 | .333 | 8-0 | 6 | 3 | 2 | 0 | 0 | 0 | 0 | 0 | 0 | 1-1 |
| Career | .333 | 8-0 | 6 | 3 | 2 | 0 | 0 | 0 | 0 | 0 | 0 | 1-1 |



18

ALEX MCFARLANE

RHP • 6-4 • 215 • So. • R/R
St. Thomas, U.S.V.I.
(Habersham Central)

The asterisk next to 2020 and 2021 season bios indicate the NCAA's decision to grant an extra year of eligibility for student-athletes in light of the COVID-19 pandemic; the student-athlete's year of eligibility did not "advance" from 2020 to 2021 due to this NCAA ruling.

***Freshman (2021):** Made 16 appearances, including four starts, on the mound for the Hurricanes...Went 2-1 with a 4.50 ERA over 34.0 innings pitched...Struck out 38 batters while walking 15 and holding opponents to a .238 batting average...Struck out two batters in 1.1 scoreless innings at NC State (Mar. 5)...Fanned three batters over two shutout innings in win over Wake Forest (Mar. 12)...Struck out four batters over 3.1 innings vs. Florida State (Mar. 20)...Fanned four batters in two innings to earn win over FIU (Apr. 7)...Had one strikeout over two scoreless innings in win over Clemson (Apr. 16)...Set a season-high with five strikeouts over three shutout innings in first game of doubleheader at North Carolina (Apr. 23)...Tossed a scoreless frame in victory over FGCU (Apr. 27)...Had five strikeouts over season-high five scoreless innings to earn win at Boston College (May 1)...Fanned five batters over 4.2 innings in victory over App State (May 7)...Tossed two scoreless innings in midweek start vs. FAU (May 18)...Made NCAA tournament debut vs. USF (June 5).

***True Freshman (2020):** Appeared in six games, making four starts on the mound for the Hurricanes in shortened 2020 college baseball season...Went 2-2 with a 5.25 ERA...Struck out 14 batters over 12 innings pitched...Set a career-high with three strikeouts over two scoreless innings in Miami debut vs. Rutgers (Feb. 15)...Made first career start vs. Kent State (Feb. 19), striking out three over two shutout innings to earn first career win...Struck out three batters over two innings in start against USF (Feb. 26)...Earned second win after tying career-high three strikeouts over a career-high 3.2 shutout innings.

High School: Was drafted in the 25th round, 755th overall by the St. Louis Cardinals...Struck out 69 batters as a pitcher and hit .479 with 33 runs scored in lone season playing for Habersham Central High School...Named team MVP and best hitter in senior season at Habersham Central.

Personal: Parents are Roy McFarlane and Tami Noel...Has two brothers, Griffin and Whitney...Intends to major in sport administration.

MCFARLANE CAREER STATISTICS

PITCHING

| YEAR | ERA | W-L | APP/S | CG | SHO | SV | IP | H | R | ER | BB | SO | B/AVG |
|--------|------|-----|-------|----|-----|----|------|----|----|----|----|----|-------|
| 2020 | 5.25 | 2-2 | 6/4 | 0 | 0/1 | 0 | 12.0 | 13 | 7 | 7 | 9 | 14 | .265 |
| 2021 | 4.50 | 2-1 | 16/4 | 0 | 0/2 | 0 | 34.0 | 30 | 19 | 17 | 15 | 38 | .238 |
| Career | 4.70 | 4-3 | 22/8 | 0 | 0/3 | 0 | 46.0 | 43 | 26 | 24 | 24 | 52 | .246 |



35

YOHANDY MORALES

INF • 6-4 • 208 • So. • R/R
Miami, Fla.
(Braddock)

2022 Collegiate Baseball Preseason All-America, Third Team
2021 Collegiate Baseball Freshman All-America
2021 ACC All-Freshman Team
2021 All-Gainesville Regional

Freshman (2021): Made 53 starts primarily at third base...Led Miami with 13 doubles, three triples, 11 home runs and 45 RBI...Batted .284 with team-high 44 runs scored...Led team with .532 slugging percentage and posted an .874 OPS...Ranked second on team with 17 multi-hit games and led team with 13 multi-RBI performances...Tied for team-best 11-game hitting streak...Doubled and scored twice in a 2-for-4 collegiate debut at preseason No. 1 Florida (Feb. 19)...Tripled, scored two runs and drove in a run as part of a 3-for-5 day to take series at No. 1 Florida (Feb. 21)...Had a hit and RBI in home debut vs. Virginia Tech (Feb. 26)...Went 2-for-3 with an RBI in win over Virginia Tech (Feb. 27)...Hit first career home run as part of a 2-for-3, 3 RBI game vs. Virginia Tech (Feb. 28)...Doubled and drove in a run in win at NC State (Mar. 6)...Had first multi-homer game of career in win at NC State (Mar. 7), going 3-for-5 with two RBI and two homers...Singled and drove in two runs in win over FAU (Mar. 9)...Had two hits and an RBI in two-game sweep of Wake Forest (Mar. 12-13)...Doubled twice and drove in three runs in win at FGCU (Mar. 17)...Homered and drove in two runs in series opener vs. Virginia (Mar. 26)...Hit a homer and drove in two RBI in win at Virginia (Mar. 28)...Doubled, tripled and drove in two runs in win at FIU (Mar. 31)...Tripled and drove in a run in win over Duke (Apr. 2)...Went 2-for-4 with a homer in sweep-clinching victory over Duke (Apr. 4)...Homered and drove in two runs in win over FIU (Apr. 7)...Went 2-for-5 with a double and an RBI at Pitt (Apr. 10)...Walked twice, drove in a run and scored a run in series-opening win over Clemson (Apr. 16)...Went 2-for-5 with a homer and 2 RBI in victory over Clemson (Apr. 17)...Homered in sweep-clinching win over Clemson (Apr. 18)...Doubled and drove in a run in second game of doubleheader at North Carolina (Apr. 23)...Doubled and scored a run in win over FGCU (Apr. 27)...Went 2-for-4 in win at Boston College (May 1)...Drove in two runs in finale at Boston College (May 2)...Went 1-for-4 with an RBI and two runs scored in win over App State (May 8)...Was 2-for-3 with a double and a season-high four RBI in sweep-clinching win over App State (May 9)...Went 2-for-5 with an RBI in win over Georgia Tech (May 15)...Doubled in series-opening win at Louisville (May 20)...Went 1-for-2 with a homer and two RBI in victory at Louisville (May 21)...Had a base hit and a run scored in sweep-clinching win at Louisville (May 22)...Had two doubles and an RBI in ACC tournament debut vs. Duke (May 27)...Doubled vs. Florida State in ACC tournament (May 28)...Had a base hit in NCAA tournament debut vs. South Alabama (June 4)...Singled and drove in a run vs. USF (June 5)...Went 2-for-2 with a homer in season finale vs. South Alabama (June 6)...Named to All-Gainesville Regional team after

batting .444 with a homer, a run scored and two RBI.

High School: Four-year varsity letterman at Braddock, where he was a three-time captain...Named a 2019 Under Armour and Perfect Game All-American...Selected to 2019 18U USA National Team...Hit .359 with 19 doubles, three triples, eight homers and 50 RBI in four-year varsity career...Batted .500 with two doubles, four homers and 14 RBI in shortened 2020 season...Hit .321 with five extra-base hits as a junior...Posted a .415 batting average with eight doubles and two homers as a sophomore.

Personal: Son of Andy Morales and Daiyana Castillo...Has two siblings: brother, Yandy, and sister, Angie...Brother, Yandy, plays baseball at Barry University...Father, Andy, was a member of the Cuban National Team and played in the New York Yankees and Boston Red Sox organizations...Majoring in sport administration.

MORALES CAREER STATISTICS

OFFENSE

| YEAR | AVG | GP-GS | AB | R | H | 2B | 3B | HR | RBI | BB | SO | SB-A |
|--------|------|-------|-----|----|----|----|----|----|-----|----|----|------|
| 2021 | .284 | 53-53 | 211 | 44 | 60 | 13 | 3 | 11 | 45 | 18 | 49 | 0-1 |
| Career | .284 | 53-53 | 211 | 44 | 60 | 13 | 3 | 11 | 45 | 18 | 49 | 0-1 |



14

CARSON PALMQUIST

LHP • 6-3 • 185 • So. • L/L

Fort Myers, Fla.

(Riverdale)

The asterisk next to 2020 and 2021 season bios indicate the NCAA's decision to grant an extra year of eligibility for student-athletes in light of the COVID-19 pandemic; the student-athlete's year of eligibility did not "advance" from 2020 to 2021 due to this NCAA ruling.

- 2022 NCBWA Preseason All-America, First Team
- 2022 Baseball America Preseason All-America, First Team
- 2022 Perfect Game Preseason All-America, First Team
- 2022 D1Baseball Preseason All-America, Second Team
- 2022 Collegiate Baseball Preseason All-America, Second Team

- 2021 NCBWA All-America, First Team
- 2021 Perfect Game All-America, First Team
- 2021 Baseball America All-America, Second Team
- 2021 D1Baseball All-America, Second Team
- 2021 Collegiate Baseball All-America, Second Team
- 2021 ABCA/Rawlings All-America, Third Team
- 2021 Baseball America Freshman All-America, First Team
- 2021 Collegiate Baseball Freshman All-America
- 2021 All-ACC First Team
- 2021 ACC All-Freshman Team
- 2021 ABCA/Rawlings Southeast All-Region, First Team
- 2021 Dick Howser Trophy Semifinalist
- 2021 NCBWA Stopper of the Year Finalist
- 2021 NCBWA Stopper of the Year Preseason Watch List
- 2021 USA Baseball Collegiate National Team

***Freshman (2021):** Made 25 appearances as All-American closer for the Hurricanes...Led ACC and ranked third nationally with 14 saves...Went 1-1 with a 2.22 ERA over 44.2 innings...Struck out 75 batters while walking just eight...Held opponents to .143 batting average...Was the only freshman among the 10 finalists for the 2021 NCBWA Stopper of the Year...Averaged 15.1 strikeouts per nine innings pitched with a 9.4-to-1 strikeout-to-walk ratio...His 14 saves tie him for 10th place in a single season in Miami history, joining former standouts Robbie Morrison (1996) and George Huguet (2001)...Opened

the season with a 14.2-inning scoreless streak...Struck out four batters over three shutout innings in season debut at No. 1 Florida (Feb. 20)...Earned first career save after throwing a scoreless frame to help Miami take series at No. 1 Florida (Feb. 21)...Struck out a batter and earned a save after a scoreless inning vs. Virginia Tech (Feb. 27)...Earned a save after striking out three batters over two shutout innings at NC State (Mar. 6)...Picked up his fourth save of the year after fanning three batters over two scoreless innings to take series at NC State (Mar. 7)...Struck out four batters over 2.1 shutout innings vs. Wake Forest (Mar. 13) to earn his fifth save of the year...Fanned four batters over two shutout innings against Florida State (Mar. 21)...Struck out season-high six batters over 2.1 innings to earn save at Virginia (Mar. 26)...Picked up seventh save of season after scoreless inning to take series at Virginia (Mar. 28)...Earned eighth save after four strikeouts over two scoreless innings vs. Duke (Apr. 2)...Fanned five over two shutout innings to earn save vs. Duke (Apr. 4)...Struck out four in two innings at Pitt (Apr. 11)...Matched season-best six strikeouts over three innings vs. Clemson (Apr. 18)...Struck out three batters in 2.2 innings over two appearances at North Carolina (Apr. 23, 25)...Fanned three batters over two innings at Boston College (May 1) to pick up 10th save of the season...Tied season-high six strikeouts over two innings vs. App State (May 7), earning 11th save of the year...Had two strikeouts in scoreless inning vs. Georgia Tech (May 15)...Fanned three batters in two shutout innings vs. Georgia Tech (May 16) to earn 12th save...Struck out five batters in two scoreless innings at Louisville (May 20)...Picked up 13th save after 1.2 shutout innings to sweep Louisville (May 21)...Made ACC tournament debut vs. Duke (May 27)...Made NCAA tournament debut and picked up third save of season in win over South Alabama in Gainesville Regional (June 4).

***True Freshman (2020):** Made eight appearances as a reliever out of the Miami bullpen in shortened 2020 college baseball season...Went 1-0 with a 2.31 ERA...Struck out 15 batters while walking five over 11.2 innings pitched...Held opponents to a .146 batting average...Made Miami debut vs. No. 2 Florida (Feb. 23), striking out a career-high five batters over three hitless, shutout innings...Earned first career win after tossing two scoreless innings vs. USF (Feb. 26)...Tossed a scoreless inning in sweep-clinching win over Towson (Mar. 1)...Threw two shutout innings in win over Pitt (Mar. 8)...Struck out two batters in one inning at No. 12 UCF (Mar. 11).

High School: Four-year varsity starter at Riverdale High School, where he was named team captain and led team to regionals in his senior campaign...Did not allow an earned run in his junior and senior years with 106 strikeouts in his senior season...Earned two varsity letters as a basketball player, averaging 10 points and six rebounds per game.

Personal: Parents are Cindy and Chris Palmquist...Has one brother, Cody...Intends to major in criminal justice.

PALMQUIST CAREER STATISTICS

PITCHING

| YEAR | ERA | W-L | APP/SG | SHO | SV | IP | H | R | ER | BB | SO | B/AVG |
|--------|------|-----|--------|-----|-----|---------|----|----|----|----|----|-------|
| 2020 | 2.31 | 1-0 | 8/0 | 0 | 0/0 | 0 11.2 | 6 | 4 | 3 | 5 | 15 | .146 |
| 2021 | 2.22 | 1-1 | 25/0 | 0 | 0/3 | 14 44.2 | 22 | 11 | 11 | 8 | 75 | .143 |
| Career | 2.24 | 2-1 | 33/0 | 0 | 0/3 | 14 56.1 | 28 | 15 | 14 | 13 | 90 | .144 |



61

CARLOS PEREZ

C • 6-1 • 200 • So. • R/R

Miami, Fla.
(Florida Christian)

Freshman (2021): Appeared in 19 games and made 12 starts at catcher...Hit .222 with four doubles, a triple, a home run and six RBI...Scored eight runs while slugging .422 and posting a .762 OPS...Had one multi-hit game and one multi-RBI performance...Was hit by a pitch in Miami debut as a pinch hitter vs. NC State (Mar. 5)...Made first career start at catcher vs. FAU (Mar. 9)...Recorded first career hit in win over Wake Forest (Mar. 12)...Singled and scored a run in win at FGCU (Mar. 17)...Doubled and scored two runs in win at FIU (Mar. 31)...Doubled, scored a run and drove in a run in win over FIU (Apr. 7)...Hit a two-run double as a pinch hitter in win at North Carolina (Apr. 25)...Singled and drove in a run in win over FGCU (Apr. 27)...Tripled and homered in series finale at Boston College (May 2)...Doubled, drove in a run and scored two runs in win over App State (May 8)...Singled vs. Florida State in ACC tournament (May 28)...Made NCAA tournament debut as a pinch hitter vs. South Alabama (June 6).

High School: Named to Miami Herald All-Dade First Team in 2019...Led Florida Christian to consecutive district titles in 2018-19...Hit .327 with 16 doubles, three triples, four homers and 50 RBI in four-year varsity career...Hit .364 with five doubles, a triple, two homers and 15 RBI as a sophomore...Posted career-high .391 average with four doubles, one homer and career-best 21 RBI as a freshman.

Personal: Son of Guaracy Perez and Yamilka Borges...Majoring in sport administration.

PEREZ CAREER STATISTICS

OFFENSE

| YEAR | AVG | GP-GS | AB | R | H | 2B | 3B | HR | RBI | BB | SO | SB-A |
|---------------|-------------|--------------|-----------|----------|-----------|----------|----------|----------|----------|----------|-----------|------------|
| 2021 | .222 | 19-12 | 45 | 8 | 10 | 4 | 1 | 1 | 6 | 4 | 17 | 0-0 |
| Career | .222 | 19-12 | 45 | 8 | 10 | 4 | 1 | 1 | 6 | 4 | 17 | 0-0 |



19

DOMINIC PITELLI

INF • 5-11 • 175 • So. • L/R

Miami, Fla.
(Doral Academy)

Freshman (2021): Appeared in 52 games, making 50 starts at shortstop...Hit .219 with five doubles, four homers and 14 RBI...Scored 23 runs, slugged .320 and posted a .609 OPS...Stole four bases in seven attempts...Ranked sixth on the team with 10 multi-hit games and had three multi-RBI performances...Had two hits on opening day at preseason No. 1 Florida (Feb. 19)...Scored a run and drove in a run in win at Florida (Feb. 20)...Singled and scored a run in series finale vs. Virginia Tech (Feb. 28)...Had two hits and a run scored at NC State (Mar. 6)...Singled and stole a base at NC State (Mar. 7)...Singled and scored two runs in win at FGCU (Mar. 17)...Scored a run in win at FAU (Mar. 23)...Scored a run in win at Virginia (Mar. 26)...Went 2-for-3 in series-clinching win at Virginia (Mar. 28)...Doubled, scored a run and drove in a run in win at FIU (Mar. 31)...Went 3-for-4 with a run scored in win over Duke (Apr. 3)...Singled, scored a run and drove in a run in win over Duke (Apr. 4)...Hit

first career homer in win over FIU (Apr. 7)...Hit a three-run homer in series finale at Pitt (Apr. 11)...Doubled and homered in 3-for-5 game to beat Clemson (Apr. 16)...Singled and scored a run in win over Clemson (Apr. 17)...Went 2-for-4 with a double to help sweep Clemson (Apr. 18)...Went 2-for-3 with a run scored in first game of doubleheader at North Carolina (Apr. 23)...Doubled, homered and drove in a season-high four RBI in win at North Carolina (Apr. 25)...Doubled in win over FGCU (Apr. 27)...Singled in series finale at Boston College (May 2)...Had a base hit and a run scored in win over App State (May 7)...Went 1-for-4 with a run scored and an RBI in victory over App State (May 8)...Had two hits and two runs scored in win over Georgia Tech (May 15)...Singled in win at Louisville (May 21)...Made ACC tournament debut vs. Duke (May 27)...Had a base hit and run scored in NCAA tournament debut vs. South Alabama (June 4).

High School: Four-year varsity letterman at Doral Academy, serving as captain in 2020...Helped lead Doral to four district championships, two regional titles and one state runner-up finish...Hit .290 with three doubles, a triple, a home run and seven RBI in shortened 2020 season...Batted .296 with six doubles, a triple and 19 runs scored in 2019...Posted a career-best four homers and 17 RBI as a sophomore in 2018.

Personal: Son of Gino Pitelli and Zandra Diaz-Pitelli...Has one brother, Nicolas...Majoring in criminology.

PITELLI CAREER STATISTICS

OFFENSE

| YEAR | AVG | GP-GS | AB | R | H | 2B | 3B | HR | RBI | BB | SO | SB-A |
|---------------|-------------|--------------|------------|-----------|-----------|----------|----------|----------|-----------|-----------|-----------|------------|
| 2021 | .219 | 52-50 | 169 | 23 | 37 | 5 | 0 | 4 | 14 | 16 | 54 | 4-7 |
| Career | .219 | 52-50 | 169 | 23 | 37 | 5 | 0 | 4 | 14 | 16 | 54 | 4-7 |



44

MATT RAUDELUNAS

LHP • 6-2 • 208 • R-Jr. • L/L

Madison, N.J.
(St. John Fisher / Madison)

The asterisk next to 2020 and 2021 season bios indicate the NCAA's decision to grant an extra year of eligibility for student-athletes in light of the COVID-19 pandemic; the student-athlete's year of eligibility did not "advance" from 2020 to 2021 due to this NCAA ruling.

***Junior (2021 - St. John Fisher College):** Missed the 2021 season due to injury.

***Junior (2020 - St. John Fisher College):** Recorded a 2.45 ERA in shortened 2020 college baseball season...Allowed one earned run in two starts...Tossed two scoreless innings in the season opener against No. 14 Johns Hopkins (Feb. 22)...Struck out four batters over 1.2 innings pitched versus St. Joseph's College of Maine (March 1).

Sophomore (2019 - St. John Fisher College): Made 10 appearances, including nine starts...Went 1-2 with a 5.40 ERA over 38.1 innings pitched as a sophomore...Notched a career-high 50 strikeouts...Punched out a season-best nine versus Widener (March 4) in his season debut...Allowed just two hits and one run over five innings against nationally-ranked Ithaca (May 13).

Freshman (2020 - St. John Fisher College): Appeared in two games on the mound as a freshman for the Cardinals...Registered one strikeout in one inning.

High School: Three-year letterman at Madison, serving as captain in 2017...Named Second Team All-Conference as a senior...Two-sport athlete in baseball and soccer.

Personal: Son of Greg and Victoria Raudelunas...Has brother, Austin...Mom was on the rowing team at Marist.



4
MAXWELL ROMERO JR.
C • 6-1 • 218 • Jr. • L/R
Miramar, Fla.
(Vanderbilt / Pembroke Pines)

Sophomore (2021 - Vanderbilt): Played in 21 games, making 15 starts...Hit .300 and launched four home runs on the season...Recorded a season-best two homers and seven RBI in a 3-for-3 performance in the latter portion of the twinbill against Georgia Southern (Feb. 22)...Registered a solo shot in the second game of the College World Series final against Mississippi State (June 29).

Freshman (2020 - Vanderbilt): Did not appear during the pandemic shortened 2020 season.

High School: Selected in 38th round of 2019 Major League Baseball First-Year Player Draft by Cincinnati...Four-year letterwinner at Pembroke Pines Charter, serving as captain in 2017-19...Earned all-district recognition each year...Batted over .300 in all four seasons, including a career-high .466 average as a senior...Named 7A Region Player of the Year.

Personal: Parents are Maxwell and Yendry Romero... Has one sister, Gianny...Father played baseball at Florida Memorial...Intends to major in criminology.



24
ALEJANDRO ROSARIO
RHP • 6-1 • 184 • So. • R/R
Miami, Fla.
(Miami Christian)

2021 Perfect Game Freshman All-America, Second Team 2021 All-Gainesville Regional ACC Pitcher of the Week (3/15/21)

Freshman (2021): Made 15 appearances, including 11 starts...Became first true freshman to start a game on the mound on opening weekend since Bryan Radziewski in 2011...Went 6-4 with a 5.21 ERA over 65.2 innings pitched...Six wins tied for most on team...Struck out 55 batters while walking 28 and helping opponents to a .283 average...Allowed just two earned runs over 4.0 innings in Miami debut at preseason No. 1 Florida (Feb. 20)...Struck out seven over seven shutout innings vs. Virginia Tech (Feb. 27) to earn first collegiate win...Struck out five in five innings at NC State (Mar. 6)...Shutout Wake Forest for 7.0 innings, allowing just one hit and striking out seven to earn second win (Mar. 12)...Held Virginia to two runs over 6.0 innings to pick up third win (Mar. 26)...Struck out a season-high nine batters over six innings in win over Clemson (Apr. 16)...Earned a win after striking out three over 2.1 innings of scoreless relief vs. App State (May 7)...Struck out four while holding Louisville to one run over 4.2 innings (May 20)...Fanned two batters over two scoreless innings of relief vs. Florida State in ACC tournament (May 28)...Had five strikeouts over 6.1 shutout innings in NCAA tournament debut vs. South Alabama (June 4), earning sixth win and a spot on the Gainesville All-Regional team.

High School: Named a 2019 Under Armour and Perfect Game All-American...Selected to 2019 18U USA National Team...Member of the 2019 17U National team development Program...Part of the 2017 USA Baseball 15U National Team that was named co-champions of the COPABE Pan American 'AA' Championships...Helped Miami Christian capture back-to-

back state championships in 2018-19...Went 13-3 with a 1.67 ERA and 165 strikeouts over 142.2 innings in a four-year varsity career...In his junior season, had a 6-0 record with a 0.81 ERA and 42 strikeouts in 43.1 innings pitched...As a sophomore, went 3-1 with a 2.35 ERA and 68 strikeouts over 50.2 innings...Was 4-0 with a 2.10 ERA and 43 strikeouts over 40 innings pitched as a freshman in 2017.

Personal: Son of Patricia Ferrando...Has two siblings: brother, Michael Rosario, and sister, Michelle Mancebo... Has not declared a major.

ROSARIO CAREER STATISTICS

PITCHING

| YEAR | ERA | W-L | APP/S | CG | SHO | SV | IP | H | R | ER | BB | SO | B/AVG |
|--------|------|-----|-------|----|-----|----|------|----|----|----|----|----|-------|
| 2021 | 5.21 | 6-4 | 15/11 | 0 | 0/3 | 0 | 65.2 | 75 | 44 | 38 | 28 | 55 | .283 |
| Career | 5.21 | 6-4 | 15/11 | 0 | 0/3 | 0 | 65.2 | 75 | 44 | 38 | 28 | 55 | .283 |



13
MIKE ROSARIO
OF • 6-1 • 209 • Jr. • L/L
Newberry, Fla.
(St. Johns River / Buchholz)

The asterisk next to 2020 and 2021 season bios indicate the NJCAA's decision to grant an extra year of eligibility for student-athletes in light of the COVID-19 pandemic; the student-athlete's year of eligibility did not "advance" from 2020 to 2021 due to this NJCAA ruling.

***Sophomore (2021):** Missed most of the season recovering from off-season surgery...Appeared in two games as a pinch hitter...Made Hurricane debut as a pinch hitter vs. App State (May 9)...Got an at-bat as a pinch hitter vs. Georgia Tech (May 15).

***Sophomore (2020 - St. Johns River):** Played in 30 games before COVID-19 pandemic shortened the season...Hit .295 with two doubles, seven homers, 22 RBI and seven stolen bases... Made seven appearances as a pitcher, including six starts, going 0-3 with a 4.64 ERA and 23 strikeouts over 21.1 innings pitched.

Freshman (2021 - St. Johns River): Played in 50 games, batting .260 with five doubles, two homers 23 RBI and 12 stolen bases...Made five appearances on the mound, including three starts, striking out eight batters over 10.2 innings pitched.

High School: Two-year varsity letterman at Buchholz...As a senior, helped Bobcats finish 21-8-1 and win the district title.

Personal: Son of Julio and Angelia Rosario...has one sister, Brittany...Cousin of MLB shortstop Amed Rosario... Majoring in sport administration.

ROSARIO CAREER STATISTICS

OFFENSE

| YEAR | AVG | GP-SS | AB | R | H | 2B | 3B | HR | RBI | BB | SO | SB-BA |
|--------|------|-------|----|---|---|----|----|----|-----|----|----|-------|
| 2021 | .000 | 2-0 | 2 | 0 | 0 | 0 | 0 | 0 | 0 | 0 | 2 | 0-0 |
| Career | .000 | 2-0 | 2 | 0 | 0 | 0 | 0 | 0 | 0 | 0 | 2 | 0-0 |



36

DAVID ROSSOW

RHP • 6-3 • 210 • Fr. • R/R
Boca Raton, Fla.
(Cardinal Gibbons)

High School: Earned three varsity letters at Cardinal Gibbons, serving as captain in 2021...Two-time 4A-14 All-District...Went 5-4 with a 2.65 ERA and 101 strikeouts over 84.2 innings in high school career...In his senior season, had a 2-4 record with a 2.30 ERA and 62 strikeouts in 45.2 innings pitched...As a junior, went 2-0 with a 1.85 ERA and 21 strikeouts over 22.2 innings...Helped lead Chiefs to state championship game in 2019.

Personal: Son of David and Stacie Rossow...Has younger sister, Emma...Intends to major in broadcast journalism.



17

RAFE SCHLESINGER

LHP • 6-3 • 199 • Fr. • L/L
Holbrook, N.Y.
(Sachem East)

High School: Four-year letterman at Sachem East High School, serving as captain in final two seasons...Named 2021 Suffolk County Player of the Year Award...Garnered Paul Gibson Award, presented to the top pitcher in Suffolk County...Earned 2021 League I MVP honors and All-League recognition...Went 4-1 with a 0.70 ERA and 80 strikeouts over 40.0 innings pitched as a senior.

Personal: Son of Brian and Natalie Schlesinger...Has two older siblings, Alexandria and Brandon...Intends to major in sport administration.



49

ALEJANDRO TORRES

RHP • 6-1 • 238 • So. • R/R
Miami, Fla.
(FIU / Belen Jesuit)

The asterisk next to 2020 and 2021 season bios indicate the NCAA's decision to grant an extra year of eligibility for student-athletes in light of the COVID-19 pandemic; the student-athlete's year of eligibility did not "advance" from 2020 to 2021 due to this NCAA ruling.

***Freshman (2021 - FIU):** Did not play due to injury.

***True Freshman (2020 - FIU):** Appeared in five games on the mound for the Panthers in shortened 2020 college baseball season...Pitched 7.0 innings allowing zero runs...Opposing batters hit .087...Led all Panthers with two saves...Totaled 10 strikeouts, including four outings with multiple strikeouts...Made his debut against Fordham (Feb. 14), tossing a scoreless inning with one strikeout...Twirled two scoreless two-strikeout innings against George Mason (Feb. 23) and Penn (March 8)...Struck out the side in a scoreless inning of work against Bethune-Cookman (March 8).

High School: Three-year letterman at Belen Jesuit Prep...Two-time 7A-16 Pitcher of the Year...Three-time All-District selection...Garnered 2019 First Team All-Dade distinction after posting a 6-2 record with a career-best 1.41 ERA and 100

strikeouts in 59.2 innings...Went 16-7 with a 2.23 ERA and 240 strikeouts over 160 innings in his high school career.

Personal: Parents are Humberto Torres and Yadira Torres...Has an older brother, Humberto, and a younger sister, Natalia...Brother played baseball at FIU and currently plays at Gardner-Webb...Intends to major in economics.



45

EDGARDO VILLEGAS

OF • 5-8 • 185 • Fr. • L/L
Vega Alta, Puerto Rico
(Doral Academy)

High School: Attended Carlos Beltrán Baseball Academy in Puerto Rico before prepping for one year at Doral Academy...Lettered in baseball and track and field.

Personal: Son of Edgardo Villegas and Cecilia Rosado...Has a sister, Lorraine, and a brother, Cecil...Uncle, José Rosado, was a two-time AL All-Star for the Kansas City Royals...Intends to major in business.



16

HENRY WALLEN

INF • 6-0 • 188 • Fr. • L/R
Miami, Fla.
(Miami Dade / South Dade)

The asterisk next to 2020 and 2021 season bios indicate the NJCAA's decision to grant an extra year of eligibility for student-athletes in light of the COVID-19 pandemic; the student-athlete's year of eligibility did not "advance" from 2020 to 2021 due to this NJCAA ruling.

***Freshman (2021 - Miami Dade College):** Batted .289 with three homers and 22 RBI in 22 games...Helped lead Sharks to conference crown, state title and national JUCO World Series appearance...Notched a three-hit performance with two doubles in season debut against Northwest Florida State (Jan. 22)...Smacked a home run and tallied a career-high four RBI at Florida Southwestern State (Feb. 10)...Totaled three extra-base hits, including a homer, at Hillsborough Community College (Feb. 12).

***True Freshman (2020 - Miami Dade College):** Named team Rookie of the Year after hitting .348 and driving in 12 runs in 20 games...Recorded a co-team-high six doubles and blasted one home run...Launched first career homer against Northwest Florida State (Feb. 15)...Posted a season-best 3-for-4 performance at Eastern Florida State (Feb. 22).

High School: Played final two seasons at South Dade Senior High School, serving as captain in 2019...Batted .438 as senior...Earned two varsity letters at Miami Southridge High School prior to playing for Buccaneers.

Personal: Son of Enrique Wallen and Madelyn Naples...Intends to major in criminology.

STUDENT-ATHLETES



21

ANDREW WALTERS

RHP • 6-4 • 220 • So. • R/R

Palm Bay, Fla.

(Eastern Florida St. / Bayside)

The asterisk next to 2020 and 2021 season bios indicate the NJCAA's decision to grant an extra year of eligibility for student-athletes in light of the COVID-19 pandemic; the student-athlete's year of eligibility did not "advance" from 2020 to 2021 due to this NJCAA ruling.

2021 All-ACC Academic Team

***Freshman (2021):** Made 19 appearances, including one start...Posted a 1.46 ERA that was lowest among pitchers with at least 10 appearances...Struck out 36 batters while walking just nine and holding opponents to a .221 batting average over 24.2 innings pitched...Started Miami career with seven consecutive scoreless appearances...Struck out a batter in a scoreless inning at NC State (Mar. 5)...Had one strikeout in a shutout frame at FGCU (Mar. 17)...Struck out both batters he faced vs. Florida State (Mar. 20)...Had a strikeout in scoreless inning at FIU (Mar. 31)...Struck out three batters in two scoreless innings vs. Duke (Apr. 3)...Had two strikeouts over two shutout innings in first career start vs. FIU (Apr. 7)...Struck out one batter over 1.1 scoreless frames at Pittsburgh (Apr. 9)...Struck out a season-best seven batters over 2.2 innings of relief vs. FGCU (Apr. 14)...Has two strikeouts in 2.0 scoreless innings vs. Clemson (Apr. 17)...Struck out one batter in scoreless inning vs. FGCU (Apr. 27)...Fanned five batters over season-high three innings at Boston College (May 2)...Had two strikeouts in scoreless frame vs. App State (May 9)...Struck out four batters over 1.2 shutout innings vs. Georgia Tech (May 16)...Whiffed two batters in 1.1 scoreless innings at Louisville (May 21)...Had one strikeout in shutout inning at Louisville (May 22)...Pitched 0.2 scoreless innings vs. Florida State in ACC tournament (May 28)...Made NCAA tournament debut vs. USF (June 5)...Retired only batter he faced in season finale vs. South Alabama (June 6).

***True Freshman (2020 – EFSC):** Posted a 2.00 ERA and 26 strikeouts over 18 innings pitched in shortened 2020 season.

High School: Earned one varsity letter at Bayside...Had a 1.57 ERA and 213 strikeouts over 125 innings in high school career.

Personal: Son of Kyle and Angela Walters...Has three siblings: brother, Brian, and sisters, Ali and Jenna...Father, Kyle, played basketball at Florida Tech from 1996-98 and mother, Angela, played softball at Florida Tech from 1993-97...Uncle, Matt Walters, was a starter on the 2001 Miami Hurricanes football national championship team and played at Miami from 1998-2002...Majoring in business technology.



41

DREW YUSKEVICH

C • 6-0 • 190 • So. • R/R

Doylestown, Pa.

(Elon / La Salle)

High School: Three-year letterman at La Salle College High School...Helped lead Explorers to PCL championship...Selected to play in 2019 Catholic League Carpenter Cup.

Personal: Parents are Brian and Lisa Yuskevich...Has one younger brother, Jake...Mother played field hockey at Boston University and Rutgers from 1981-84...Intends to major in business legal studies.



31

GAGE ZIEHL

RHP • 6-0 • 212 • Fr. • R/R

Macedon, N.Y.

(Penfield)

High School: Selected in 11th round of 2021 Major League Baseball First-Year Player Draft by the Chicago Cubs...Named 2021 Section V Class AA Player of the Year...As a senior, went 5-0 with a 0.17 ERA and 91 strikeouts over 42.0 innings pitched...Helped lead Penfield High School to 2021 Section 5 championship...Posted a 0.88 ERA in 120 career innings...Recorded 202 career strikeouts and held opposing hitters to a .177 batting average.

Personal: Parents are Michael and Patricia Ziehl...Has one older brother, Clay...Intends to major in sport administration.

WALTERS CAREER STATISTICS

PITCHING

| YEAR | ERA | W-L | APP/S | CG | SHO | SV | IP | H | R | ER | BB | SO | B/AVG |
|---------------|------|-----|-------|----|-----|----|------|----|---|----|----|----|-------|
| 2021 | 1.46 | 0-0 | 19/1 | 0 | 0/2 | 0 | 24.2 | 19 | 4 | 4 | 9 | 36 | .221 |
| Career | 1.46 | 0-0 | 19/1 | 0 | 0/2 | 0 | 24.2 | 19 | 4 | 4 | 9 | 36 | .221 |



HISTORY & RECORDS

| | |
|--|---------|
| Baseball in South Florida: A Hurricane Tradition | 36 |
| Miami Skippers..... | 37-38 |
| Ron Fraser: The Wizard of College Baseball | 39 |
| Jim Morris: 25 Years of Excellence at The U | 40 |
| Yearly Records..... | 41 |
| All-Time Results..... | 42-73 |
| All-Time Series History | 74-75 |
| All-Time Series Results..... | 76-119 |
| NCAA Tournament History..... | 120 |
| College Baseball Hall of Fame..... | 121-122 |
| National Award Winners..... | 123-124 |
| All-Americans | 125-127 |
| Freshman All-Americans..... | 128 |
| All-ACC Selections..... | 129-130 |
| ACC All-Tournament Selections..... | 131 |
| Retired Numbers | 132-133 |
| All-Time ProCanes by Team | 134-135 |
| All-Time MLB Draft Picks | 136-138 |
| All-Time Baseball Lettermen..... | 139-144 |
| Attendance History | 145 |
| University of Miami Sports Hall of Fame | 146-147 |
| Team Records..... | 148-152 |
| Individual Records - Batting..... | 153-156 |
| Individual Records - Pitching..... | 156-158 |

BASEBALL IN SOUTH FLORIDA: A HURRICANE TRADITION

The University of Miami baseball program thrives as one of the best in the country as well as one of the most notable in South Florida's baseball history.

Miami's first varsity game was played at Miami Field, near Miami Senior High School, in the spring of 1940. The afternoon of March 26 saw the "Hurricane nine" defeat Newberry (S.C.) College in a 13-12 thriller. Games were actually played at UM briefly in the late 1920s and early 1930s, but were discontinued until a decade later when Jack Harding resurrected the sport at the varsity level in 1940. Harding was the Hurricanes' football coach from 1937-42 and, following World War II from 1945-47, as well as serving as UM's Athletic Director for 26 years. Baseball once again took a hiatus at Miami until 1946 when former UM football standout Eddie Dunn led the Hurricanes back onto the diamond.

From Major League Baseball, minor league organizations and top college and high school action, baseball and Miami have long been joined. Although amateur clubs were playing in Miami before the turn of the 20th century, the first official team appeared in 1912 with the minor league entry of the Miami Magicians of the Class D East Florida State League. The Magicians competed until the U.S. entered World War I.

Teams in the Florida East Coast League, including the Miami Wahoos, Miami Beach Flamingos, Fort Lauderdale Tarpons and West Palm Beach Indians, suspended operations in 1943 until the end of the war. From 1946 through 1955, a large portion of UM's schedule was against military service teams throughout the Southeast.

Construction on Miami Stadium began in late 1948 and opened in August 1949. At the time, the 9,000-seat stadium was hailed as one of the finest and most beautiful in baseball.

The Hurricanes were still playing at Miami Field, as were numerous minor league, high school and MLB exhibitions. The opening of the new state-of-the-art facility near downtown Miami gave way to games with the Hurricanes playing the likes of the Brooklyn Dodgers, Ft. Lauderdale Braves, Miami Beach Flamingos and Miami Beach Sun Sox as early as 1950.

The Marlins nickname made its first appearance in 1956 when the Triple-A franchise from Syracuse, N.Y., moved south into Miami Stadium. Legendary baseball promoter Bill Veech was brought in to run the team and one of his first hires was former Boston Red Sox Hall of Famer and UM head coach Jimmie Foxx. Foxx spent two seasons as head coach of the Hurricanes in 1956 and 1957.

The University of Miami became a major factor on the national collegiate baseball scene when the school hired Ron Fraser to guide the program in 1962. Fraser came to Miami at a time when the nation's concerns were focused 90 miles from Key West's shores in the Cuban Missile Crisis. He was an All-American player at Florida State in the late 1950s and was the mentor of the Dutch National Team for three years before Miami lured him to Coral Gables. Over the span of 30 years, "The Wizard of College Baseball" built what many considered the model collegiate program.

The Hurricanes won big under Fraser, becoming a regular participant in the College World Series and winning two national championships in the 1980s. It was also under Fraser that Miami made the upgrades to Mark Light Field and proved to many skeptics that college baseball could also be successful at the gate.

From Fraser to Jim Morris and continuing with Gino DiMare, the Hurricanes are still a big draw in town and annually place among college baseball's top 15. The success of the program only escalated under Morris with national championships in 1999 and 2001, along with numerous All-Americans and Major League Baseball Draft selections.

The park reopened as Alex Rodriguez Park at Mark Light Field in 2009 after a \$3.9 million anchor gift from the 14-time MLB All-Star, the largest gift ever to the University of Miami baseball program.

The most recent renovations - including postseason pennants draping the main concourse and a retired numbers installation (2014), as well as a bronze statue of Ron Fraser placed outside the ballpark (2015) - contribute to South Florida's already rich baseball history.

After over 20 years as a player and coach with the Hurricanes, DiMare became the program's ninth head coach prior to the 2019 season, which was the 75th in program history.

MIAMI SKIPPERS

EDDIE DUNN

1946-1954: 82-73-1 (.522)

The Post World War II era saw the rebirth of the University of Miami baseball program with former Hurricane football standout and eventual head coach Eddie Dunn at the helm.

Dunn was a nationally acclaimed running back for the Hurricanes from 1936-38 and later took the reins of the program from 1943-44 when gridiron coach Jack Harding left for service in the Navy. Dunn also served two seasons under Hart Morris on the men's basketball team, as well.

Over 60 years later, Dunn still remains ranked among UM's all-time top 10 in all-purpose yards (#3, 3,476), touchdowns (#5, 25), rushing yards (#8, 1,778) and points scored (#10, 160). His two football seasons saw UM go 5-1 in 1943 and 1-7-1 in '44, prior to the return of Harding to the UM sideline.

It was at that point when the Athletic Department enlisted the service of Dunn to resurrect both the basketball and baseball programs to varsity level during the post World War II era. UM had one previous season of varsity baseball in 1940 along with years of freshman class-level play.

Against teams from the state of Florida, military bases and around the Southeast, Dunn guided UM to an 82-73-2 mark over his nine seasons. His 1947 club went 11-2, followed by his second-best mark of 14-8 in '49. Dunn, who was raised in Miami, was the father of UM football All-American and Pittsburgh Steeler great Gary Dunn.

PERRY MOSS

1955: 15-7 (.682)

Legendary head coach Perry Moss served one season at the helm of the Miami baseball program in 1955. His Hurricanes went 15-7, including wins over Florida and Florida State. Moss' name is synonymous with the sport of football. Up until the 2000 season, Moss could be found pacing the sidelines of the Arena Football League's Jacksonville Tomcats. An amazing career within the sport of football, Moss has held head coach, front office and assistant coach roles in the NFL, CFL, WFL, USFL and both Arena leagues.

JIMMIE FOXX

1956-57: 20-20 (.500)

Major League Baseball Hall of Famer Jimmie Foxx spent two seasons in Coral Gables in 1956 and 1957. With a 20-20 combined record, Foxx's Hurricanes picked up wins over Florida State and Yale.

Foxx was inducted into the MLB Hall of Fame in 1951 after a stellar professional career that spanned 20 years with the Athletics, Red Sox, Cubs and Phillies. Foxx was the leagues' most valuable player three times (1932, '33, '38), while being selected to the all-star team from 1933-41. One of baseball's most feared batters, Foxx led the league in batting average (1933, '38), home runs (1932, '33, '35, '39), RBI (1932, '33, '38). He was the triple-crown winner in 1933 and still holds numerous Boston Red Sox records.

WHITEY CAMPBELL

1958, 1960-62: 69-36-3 (.653)

Former Miami four-sport star Whitey Campbell, a member of the UM Sports Hall of Fame, spent four seasons as head coach of the baseball program (1958, 1960-62). His Hurricanes were successful with a 69-36-3 combined record with highlight wins over Florida, Florida State, Jacksonville, Army, Georgia Tech and Ohio State.

Campbell, who was nicknamed "Mr. Athletics", saw action with the football, baseball and basketball programs earning 12 overall letters. He was also an assistant on the UM football coaching staff during two separate periods in the 1950's and 1960's, as well as holding assistant football coach positions at Montana, Navy and Kentucky.

In baseball, Campbell batted .301 as a freshman, .412 as a sophomore, .328 as a junior and .428 in his senior year. In football, Campbell set numerous Miami receiving records while becoming the basketball programs' first 1,000-point scorer.



MIAMI SKIPPERS

JACK HARDING

1940, 1959: 16-14-1 (.516)

Jack Harding served as head coach of the baseball program prior to World War II in 1940 and then again in 1959. His 1959 squad went 15-10-1 with big wins over Yale, Georgia Tech and Ohio State. Harding also served as Athletics Director at Miami from 1948-63 and then nine seasons as the head football coach (1937-42, 45-47).

His football teams went 54-23-3 during his tenure, including a 13-10 victory over Holy Cross in the Orange Bowl. During his stay at Miami, Harding left UM to serve in the United States Navy. The football program named its Most Valuable Player award the Jack Harding Award, given annually since 1963.

Harding learned his football at the University of Pittsburgh, where he was a quarterback under legendary head coach Glenn "Pop" Warner. He then went on to coach at Scranton University prior to arriving in Coral Gables.

RON FRASER

1963-92: 1,271-438-9 (.740)

See page 39.

BRAD KELLEY

1993: 36-22 (.621)

Longtime baseball assistant coach Brad Kelley served one season as the head coach in 1993, following the departure of legendary UM coach Ron Fraser.

His team went 36-22 in 1993, including wins over Long Beach State, Florida, Florida State and Rice.

Kelly served eight seasons as an assistant coach under Fraser, handling the UM pitching staff for six seasons. Kelly also served as an assistant coach on the United States national team as Fraser's top aide at the 1987 Pan American Games in Indianapolis. At the Games, the USA earned the silver medal to World Champion Cuba's gold medal. The USA defeated Cuba three of the seven meetings at the Games.

JIM MORRIS

1994-2018: 1,090-472-3 (.696)

See page 40.

GINO DiMARE

2019-PRESENT: 86-45 (.656)

Gino DiMare became the ninth head coach in University of Miami baseball history prior to the 2019 season.

DiMare previously served as associate head coach in charge of hitting, as well as the baseball program's recruiting coordinator. Overall, 2018 marked DiMare's 19th year as a member of the Hurricanes baseball staff. DiMare rejoined the University of Miami baseball program after three years away from the program in 2011. Prior to his exit in 2008, DiMare served as the Canes recruiting coordinator and hitting coach over his final nine seasons. He held the title of assistant head coach during the 2008 season - a year the Canes won the Atlantic Coast Conference championship before advancing to the College World Series.

Miami had an impressive first season under his tutelage, winning 41 games and returning to the NCAA postseason for the first time since 2016. The Canes earned the 46th postseason berth in program history and reached the Starkville Regional final before falling to No. 6 Mississippi State. The Hurricanes went 18-12 in ACC play in 2019, winning seven conference series and turning in their best conference record since 2016.

The 2019 Canes hit an ACC-best 85 home runs on the season, the most since Miami hit 106 in 2010. First baseman Alex Toral smashed a conference-leading 24 home runs on the season that ranked third in Division I and moved him into a tie with Yonder Alonso for the second-most home runs by a Hurricane in a single season.

Twelve different Hurricanes hit at least one home run in 2019, sparking an explosion of power from the Miami bats that matched the 2018 season home run total of 23 after just 15 games in 2019. The Canes' 85 homers were more than the combined team home run total of 58 from the previous two seasons (35 in 2017 and 23 in 2018).

The 2020 season featured a preseason top-10 team that had the potential to go to Omaha before the COVID-19 pandemic ended the year after just 16 games.

In 2021, the Hurricanes returned to the postseason for the second time under DiMare's leadership. In a year that began with a series victory at No. 1 Florida, Miami finished the regular season second in the ACC Coastal and traveled to the Gainesville Regional.

HISTORY

RON FRASER: THE WIZARD OF COLLEGE BASEBALL

1963-92: 1,271-438-9 (740)

There was that time when Ron Fraser received a phone call from friend and former Yankees slugger Joe DiMaggio, who had just attended a preseason Miami baseball practice a few days prior. DiMaggio had remembered a flaw in one of Coach Fraser's players swing and relayed over the phone some tips on correction. Fraser took the suggestion and began to work with the player. Future Hall of Famer Ernie Yaroshuk batted an amazing .448 during his senior season and was drafted by Philadelphia.

Then there was the time that Fraser had to call upon some old buddies to help save his team, which was rumored for contraction in its early stages. St. Louis Cardinals Hall of Famer Stan Musial and Major League broadcaster Joe Garagiola showed up and hosted a Miami baseball benefit, which in turn gained the necessary attention and support from the administration for continuing Fraser's young club's survival.

Or how about the time Fraser spent a couple of days in Bristol, Conn., campaigning his sports' presence with ESPN. Fraser's goal was to get the Hurricanes on TV against college baseball's biggest power, USC. What would become the first regular season college baseball series on ESPN with all three games shown on tape delay. After the weekend series against the Trojans in Coral Gables was completed, Miami had defeated USC three consecutive games.

Did you know that a usually modest Boston Red Sox Hall of Famer Ted Williams once rode out from centerfield sitting in a giant sized glove in efforts to draw fans to Fraser's ballpark? Legendary Yankees broadcaster Mel Allen introduced him.

Fraser always seemed a step ahead of most. His early vision of the sport came when the rest started to think his way 20 years later. It is evidenced in the migration of the sports' top celebrities to Coral Gables and their teams' annual exhibitions against the Hurricanes a reflection of Fraser's baseball genius.

Ronald "Ron" George Fraser came to the University of Miami in 1962 after serving the Dutch National Team that lasted three years and produced three European Championships. His international reputation earned him the job at Miami, succeeding Whitey Campbell. He was actually noticed by UM officials on the television show "What's My Line?" Fraser was a success on the show as he stumped the panel and unknowingly won over his future employer.

In the beginning, the support wasn't there. Fraser had nearly no money for his program and had to work days at a Coral Gables youth center. He didn't have the scholarships for his players, uniforms, nor bats or balls. Uniforms came from elsewhere, like the ones the Army program gave to Miami. Fraser recalled that the "A" and "Y" of Army were clearly visible around the freshly embroidered "Miami". Some of the first uniforms were bought from a Lucky Strike cigarette ad. Another friend

of Fraser's, this one who designed Italian suits, created uniforms that were second to none with bright lime green as the dominant color.

What was first a rusty, rugged and dust-blown park soon transformed into a place where baseball was thriving. Balls and bats showed up at the park on the southwest corner of campus. The scholarships took 10 years, but you would have never known by the success of the program, nationally and abroad. Fraser received six scholarships in 1973, the team responded with 10 more victories. He got six more for 1974. His team went 51-11 and played for the national championship in its first College World Series appearance.

The Miami program really began to blossom following that first CWS appearance. Miami was annually among the leaders in attendance and eventually drew a decade-best 1.27 million in the 1980s. Two thousand to 4,000 fans were coming on average 10 years after Miami was lucky to have 100 show up for a game. Through Fraser's efforts, Mark Light Field, which was funded with the private donation largely from George and Ethel Light, was dedicated in 1973.

It was Fraser's knack for marketing and promotion that drew the masses and earned him the nickname "The Wizard of College Baseball". Miami players were wearing white shoes and colored gloves before Charlie Finley tried the same with his Oakland A's. Fraser was the first to hire batgirls and was the first to wear green gloves on St. Patrick's Day. There were incredible car and vacation giveaways, income tax night and the San Diego Chicken.

Perhaps Fraser's biggest extravaganza was the baseball fundraiser dubbed "A Night With Ron Fraser" on February 16, 1977, a \$5,000-a-plate gourmet dinner on the infield. Five-star chefs served a 10-course dinner of caviar, Alaskan king crab legs and pheasant under glass. A harpist in a white tuxedo played on the mound and violinists strolled among the tables. It was a huge success, covered by media from across the world.

His 30-year career at Miami that spanned more three decades, Fraser produced a 1,271-438-9 record with a NCAA-record 20 straight postseason appearances and 12 trips to the College World Series with national championships in 1982 and 1985. He is a 26-time coach of the year and a member of 10 halls of fame, including the inaugural class of the College Baseball Foundation Hall of Fame in 2006.

Fraser passed away on Jan. 20, 2013 at the age of 79. In recognition of his lifetime accomplishments and a distinguished legacy of helping others, the University of Miami created the Ron Fraser Wizard Fund to honor the Hall of Fame coach with a bronze statue to outside Alex Rodriguez Park at Mark Light Field. It was installed on the afternoon of April 24, 2015 - just before Miami was to begin its annual rivalry series with Florida State.

JIM MORRIS: 25 YEARS OF EXCELLENCE AT THE U

1994-2018: 1,090-472-3 (.696)

It didn't matter if his roster was full of rookies or veterans, Jim Morris produced some of college baseball's most consistent and dominant teams in his 25 seasons at the University of Miami. With a talented staff around him, Morris' Hurricanes were continually the class of collegiate baseball, having won national titles in 1999 and 2001 and the ACC Baseball Regular Season Championship in 2008, 2014 and 2016.

In his 25-season tenure at Miami, no program qualified for the College World Series as much as Morris and his Hurricanes. Miami, which has qualified for the NCAA Tournament on 45 occasions, made it to Omaha in 13 of Morris' 25 seasons in Coral Gables - including most recently in 2016, when Miami was awarded the No. 3 national seed for the NCAA postseason.

Morris set an NCAA record for guiding a program to the CWS in each of his first six years at UM. In addition, Morris has won 17 of 23 NCAA Regional appearances at UM, including a record 13 straight to start his tenure in Coral Gables. His teams qualified for NCAA Regionals for a streak of 32 straight years, beginning with his final nine seasons (1985-1993) at Georgia Tech and his first 23 seasons at Miami (1994-2016).

A three-time national coach of the year and 2008 Atlantic Coast Conference Coach of the Year, Morris directed the Hurricanes to a 1,090-472-3 (.696) mark since arriving in 1994. Including his 12 seasons at Georgia Tech (1982-93), Morris forged a 1,594-716-4 (.689) Division I record in 37 years as a head coach. Overall, Morris was the head coach at the collegiate level for 41 seasons, spending the first four at DeKalb (Ga.) C.C. from 1976-79, and recorded a 1,697-729-4 (.694) mark.

In addition to carrying on Miami's great baseball reputation in his 25-year tenure, Morris personally led the charge in the construction of Alex Rodriguez Park, and logged hundreds of hours raising funds for the stadium's renovation prior to its reopening in 2009.

Morris reached two coaching milestones in 2016, as he led the program to its 25th College World Series appearance in history, its third straight ACC Coastal Division title and the program's second ACC Regular Season Championship in a three-year span. The Hurricanes posted a 50-win season (50-14) for the second straight year, marking the first such instance for Miami since 1998 / 1999.

Morris became just the sixth coach in the history of Division I baseball to reach the 1,500-win plateau when Miami topped Louisville 8-4 in dramatic fashion on March 18, 2016. A walk-off grand slam from Willie Abreu gave Morris his 1,500th.

Eight days later, Miami topped Clemson 5-4 in 11 innings - also in walk-off fashion - to send Morris to his 1,000th win at the helm of the Hurricanes.

Miami captured the 2014 ACC Regular Season Championship under his watch, recording 24 wins in conference play for the first time in program history. The conference win total set a new record for the program and tied the ACC's all-time single-season win total.

Morris reached two coaching milestones in the first half of the 2014 season. He became just the eighth Division I coach to reach 1,400 wins in a 5-2 win over Boston College on March 8, and won his 900th game at Miami in a 7-1 upset of No. 3 Virginia on March 22. The Hurricanes, who have never missed the Atlantic Coast Conference Championship since joining the ACC in 2004, qualified for their 10th straight conference tournament under Morris and earned a Regional host spot for their 42nd consecutive postseason trip.

On March 15, 2013, Morris won his 1,500th game as a head coach in signature fashion - upsetting No. 1 North Carolina on the road at Boshamer Stadium in Chapel Hill, N.C.

Morris reached a number of other coaching milestones in his time in Coral Gables. His 1,000th Division-I game on April 4, 2004, at his old stomping grounds at Georgia Tech. He also achieved another milestone during the 2004 season, winning his 500th game at the helm of the Miami program. Morris' 500th win came just a few weeks following his 1,000th overall win as a Division-I head coach by beating Florida State 7-3 on April 17. His 600th win at Miami fittingly came in UM's 2006 Regional Opener against San Francisco on June 2, an 11-2 win that began the greatest run to the postseason in Miami's history. He is the second Hurricanes' head coach to win 500 games at Miami, joining Ron Fraser, who won

1,271 games from 1963-1992 in Coral Gables.

The 2008 season saw the Hurricanes reach their 11th CWS and reach the 50-win plateau for the seventh time under Morris. The team finished with an overall record of 53-11 (.828), the highest winning percentage for a Miami team in 16 seasons. The Hurricanes, after going 43-8 overall and 23-5 in ACC play during the regular season, went on to win their first ACC title at the 2008 ACC Championship in Jacksonville. Miami would go on to host and win both the Coral Gables Regional (vs. Bethune-Cookman, Mississippi and Missouri) and the Coral Gables Super Regional (vs. Arizona) on its path to Omaha. Morris earned ACC Coach of the Year honors for his leadership in 2008 while eight Hurricanes were named to the All-ACC team, including left-hander Chris Hernandez, who was named ACC Freshman of the Year.

For the first time in school history, three Hurricanes were selected in the first round of the Major League Baseball Draft in 2008. Junior first baseman Yonder Alonso (7th overall to the Cincinnati Reds), junior second baseman Jemile Weeks (12th overall to the Oakland Athletics) and junior right-handed pitcher Carlos Gutierrez (27th overall to the Minnesota Twins) were the first three of eight total Canes taken in the 2008 draft.

Affectionately known as "3" by those surrounding the UM program, Morris and the Hurricanes claimed the 2001 National Championship with a 12-1 victory over Stanford in the College World Series finale at Rosenblatt Stadium. The 11-run margin of victory over the Cardinal tied a 45-year-old CWS record for a championship game, while the Hurricanes' 12.3 runs per game set a new CWS mark. Miami had also defeated Tennessee twice, 21-13 and 12-6, and Southern California, 4-3, to advance to the title game.

Miami finished the 2001 season riding a NCAA-high 17-game win streak, including a nine-game sweep during the postseason. The Hurricanes claimed the Coral Gables

Regional championship with wins over Bucknell, Florida and Stetson, followed by a two-game sweep of Clemson in the Coral Gables Super Regional. The Hurricanes' 53-12 overall record in 2001 marked the most in wins (53) and winning percentage (.815) under Morris.

Collegiate Baseball Newspaper and the American Baseball Coaches Association each honored Morris with its National Coach of the Year honors following his 2001 title to give him five such honors for his career. He additionally won top honors from Collegiate Baseball and the ABCA after the Hurricanes defeated Florida State, 6-5, for the 1999 National Championship. Morris' first National Coach of the Year honor came in his first season at Miami in 1994.

Athletic Director Paul Dee officially appointed Morris Miami's eighth baseball coach on November 4, 1993. Morris graciously accepted and opened a new chapter in his storied coaching career.

Leaving Georgia Tech, which was the preseason No. 1 team in 1994, had to be tough, but the usually candid Morris put it in perspective: "I'm going from the No. 1 team in the country, to the No. 1 program in the country."

In 1982, Morris would accept a huge challenge in accepting the head coaching job at Georgia Tech. It was a reclamation project as the Yellow Jackets were on the backside of four straight losing seasons and were 4-23 in their first two seasons in the Atlantic Coast Conference.

At Georgia Tech, Morris was the all-time leader in coaching victories, in any of the school's varsity sports, as he had 12 straight winning seasons, nine straight NCAA regional berths, four straight Atlantic Coast Conference titles (1985-88) and a school-record 51 wins in 1987.

Over 150 professional baseball players have played under Morris during their college careers at Miami, Georgia Tech and DeKalb.

Among the players Morris coached at Miami that went on to play in the Major Leagues were Ryan Braun, Yasmani Grandal, Yonder Alonso, Danny Valencia, Peter O'Brien, Andrew Suarez, Chris Herrmann, Pat Burrell, Alex Cora, Bobby Hill, Aubrey Huff, Chris Perez, Cesar Carrillo, Brian Barton, Gaby Sanchez, Charlton Jimerson, Jay Tessmer, Danny Graves and Jason Michaels, among others. Standout players under Morris from his days at Georgia Tech were Nomar Garciaparra, Jay Payton and Jason Varitek.

YEARLY RECORDS

INDEPENDENT 1940, 1946-2004

| YEAR | OVERALL | HEAD COACH |
|------|---------|-----------------|
| 1940 | 1-4 | Jack Harding |
| 1941 | N/A | N/A |
| 1942 | N/A | N/A |
| 1943 | N/A | N/A |
| 1944 | N/A | N/A |
| 1945 | N/A | N/A |
| 1946 | 2-7 | Eddie Dunn |
| 1947 | 11-2 | Eddie Dunn |
| 1948 | 9-10 | Eddie Dunn |
| 1949 | 14-8 | Eddie Dunn |
| 1950 | 8-7 | Eddie Dunn |
| 1951 | 12-7 | Eddie Dunn |
| 1952 | 6-12-1 | Eddie Dunn |
| 1953 | 10-9-1 | Eddie Dunn |
| 1954 | 10-11 | Eddie Dunn |
| 1955 | 15-7 | Perry Moss |
| 1956 | 9-8 | Jimmie Foxx |
| 1957 | 11-12 | Jimmie Foxx |
| 1958 | 16-11 | Whitey Campbell |
| 1959 | 15-10-1 | Jack Harding |
| 1960 | 19-7 | Whitey Campbell |
| 1961 | 17-9-3 | Whitey Campbell |
| 1962 | 17-9 | Whitey Campbell |
| 1963 | 18-9 | Ron Fraser |
| 1964 | 20-9-1 | Ron Fraser |
| 1965 | 23-12-1 | Ron Fraser |
| 1966 | 19-18-1 | Ron Fraser |
| 1967 | 23-15-1 | Ron Fraser |
| 1968 | 27-11-1 | Ron Fraser |
| 1969 | 31-11 | Ron Fraser |
| 1970 | 28-15-1 | Ron Fraser |
| 1971 | 35-11 | Ron Fraser |
| 1972 | 32-17 | Ron Fraser |
| 1973 | 42-17 | Ron Fraser |
| 1974 | 51-11 | Ron Fraser |
| 1975 | 45-14 | Ron Fraser |
| 1976 | 41-15 | Ron Fraser |
| 1977 | 44-13 | Ron Fraser |
| 1978 | 50-12 | Ron Fraser |
| 1979 | 55-11 | Ron Fraser |
| 1980 | 59-12 | Ron Fraser |
| 1981 | 61-10 | Ron Fraser |
| 1982 | 55-17-1 | Ron Fraser |
| 1983 | 61-21 | Ron Fraser |
| 1984 | 48-28 | Ron Fraser |
| 1985 | 64-16 | Ron Fraser |
| 1986 | 50-17 | Ron Fraser |
| 1987 | 35-24-1 | Ron Fraser |
| 1988 | 52-14-1 | Ron Fraser |
| 1989 | 49-18 | Ron Fraser |
| 1990 | 52-13 | Ron Fraser |
| 1991 | 46-17 | Ron Fraser |
| 1992 | 55-10 | Ron Fraser |

| YEAR | OVERALL | HEAD COACH |
|------|---------|-------------|
| 1993 | 36-22 | Brad Kelley |
| 1994 | 49-14 | Jim Morris |
| 1995 | 48-17 | Jim Morris |
| 1996 | 50-14 | Jim Morris |
| 1997 | 51-18 | Jim Morris |
| 1998 | 51-12 | Jim Morris |
| 1999 | 50-13 | Jim Morris |
| 2000 | 41-19-1 | Jim Morris |
| 2001 | 53-12 | Jim Morris |
| 2002 | 34-29 | Jim Morris |
| 2003 | 45-17-1 | Jim Morris |
| 2004 | 50-13 | Jim Morris |

ACC

| YEAR | OVERALL | ACC | FINISH | HEAD COACH |
|------|---------|---------|-----------------|-------------|
| 2005 | 41-19-1 | 19-10-1 | 3rd | Jim Morris |
| 2006 | 42-24 | 17-13 | 5th/4th Coastal | Jim Morris |
| 2007 | 37-24 | 17-13 | 5th/3rd Coastal | Jim Morris |
| 2008 | 53-11 | 23-5 | 1st/1st Coastal | Jim Morris |
| 2009 | 38-22 | 18-12 | 5th/3rd Coastal | Jim Morris |
| 2010 | 43-20 | 20-10 | 3rd/3rd Coastal | Jim Morris |
| 2011 | 38-23 | 19-10 | 4th/4th Coastal | Jim Morris |
| 2012 | 36-23 | 16-14 | 6th/3rd Coastal | Jim Morris |
| 2013 | 37-25 | 14-16 | 8th/5th Coastal | Jim Morris |
| 2014 | 44-19 | 24-6 | 1st/1st Coastal | Jim Morris |
| 2015 | 50-17 | 22-8 | 2nd/1st Coastal | Jim Morris |
| 2016 | 50-14 | 21-7 | 1st/1st Coastal | Jim Morris |
| 2017 | 31-27 | 16-13 | 6th/3rd Coastal | Jim Morris |
| 2018 | 28-26 | 16-13 | 6th/3rd Coastal | Jim Morris |
| 2019 | 41-20 | 18-12 | 4th/2nd Coastal | Gino DiMare |
| 2020 | 12-4 | 3-0 | DNF: COVID-19 | Gino DiMare |
| 2021 | 33-21 | 20-15 | 4th/2nd Coastal | Gino DiMare |

RECORD BREAKDOWN

Games Played: 3,830
 All-Time Record: 2,685-1,127-18
 Winning Percentage: .703
 Independent: 2,031-788-17 (.716)
 As Member of ACC: 654-339-1 (.656)
 ACC Play: 304-178-1 (.630)

RECORD BY COACH

| | |
|-----------------|-------------|
| Jack Harding | 16-14-1 |
| Eddie Dunn | 82-73-2 |
| Perry Moss | 15-7 |
| Jimmie Foxx | 20-20 |
| Whitey Campbell | 69-36-3 |
| Ron Fraser | 1,271-438-9 |
| Brad Kelley | 36-22 |
| Jim Morris | 1,090-472-3 |
| Gino DiMare | 86-45 |

ALL-TIME RESULTS

JACK HARDING

1940

1940 1-4 (.200)

| | | | | |
|-----|---|-------|----------|-------------------|
| - | W | 13-12 | Newberry | - |
| - | L | 5-7 | Tampa | - |
| 4/9 | L | 13-18 | Florida | Gainesville, Fla. |
| - | L | 2-16 | Rollins | - |
| - | L | 5-13 | Rollins | - |

EDDIE DUNN

1946-1954

1946 2-7 (.222)

| | | | | |
|------|---|-------|---------------------|--------------------|
| 4/15 | L | 5-8 | Auburn | Auburn, Ala. |
| 4/16 | L | 0-7 | Ft. Benning Inf. | Ft. Benning, Ga. |
| 4/16 | W | 9-5 | Ft. Benning Para | Ft. Benning, Ga. |
| 4/26 | L | 7-13 | Jacksonville N.A.S. | Coral Gables, Fla. |
| 4/27 | L | 4-6 | Jacksonville N.A.S. | Coral Gables, Fla. |
| 4/29 | W | 6-4 | McDill AFB | Coral Gables, Fla. |
| 4/30 | L | 11-13 | McDill AFB | Coral Gables, Fla. |
| 5/2 | L | 0-1 | Auburn (13) | Coral Gables, Fla. |
| 5/3 | L | 7-11 | Auburn | Coral Gables, Fla. |

1947 11-2 (.846)

| | | | | |
|------|---|-----|------------------|--------------------|
| 4/4 | W | 1-0 | Florida | Coral Gables, Fla. |
| 4/5 | W | 1-0 | Florida (10) | Coral Gables, Fla. |
| 4/9 | W | 5-3 | Florida Southern | Lakeland, Fla. |
| 4/10 | W | 4-1 | Florida Southern | Lakeland, Fla. |
| 4/11 | L | 2-4 | Rollins | Winter Park, Fla. |
| 4/18 | W | 3-1 | Tampa | Tampa, Fla. |
| 4/24 | W | 4-1 | Stetson | Miami Beach, Fla. |
| 4/25 | L | 2-5 | Stetson | Miami Beach, Fla. |
| 5/3 | W | 6-3 | Rollins | Coral Gables, Fla. |
| 5/3 | W | 9-8 | Rollins | Coral Gables, Fla. |
| 5/10 | W | 4-1 | Florida Southern | Coral Gables, Fla. |
| 5/10 | W | 3-0 | Florida Southern | Coral Gables, Fla. |
| 5/16 | W | 9-2 | Tampa | Coral Gables, Fla. |

1948 9-10 (.474)

| | | | | |
|------|---|------|-----------------------|--------------------|
| 4/2 | L | 3-4 | Rollins | Winter Park, Fla. |
| 4/3 | L | 4-8 | Rollins | Winter Park, Fla. |
| 4/8 | L | 7-13 | Newberry | Newberry, S.C. |
| 4/13 | W | 9-3 | Jacksonville N.A.S. | Coral Gables, Fla. |
| 4/14 | W | 9-7 | Jacksonville N.A.S. | Coral Gables, Fla. |
| 4/19 | W | 14-3 | Stetson | DeLand, Fla. |
| 4/20 | W | 3-0 | Stetson | DeLand, Fla. |
| 4/22 | L | 0-1 | Tampa (10) | Tampa, Fla. |
| 4/23 | W | 6-5 | Florida Southern (10) | Lakeland, Fla. |
| 4/24 | L | 4-8 | Florida Southern | Lakeland, Fla. |
| 4/30 | L | 6-8 | Rollins (10) | Coral Gables, Fla. |
| 5/1 | L | 1-2 | Rollins | Coral Gables, Fla. |
| 5/7 | L | 8-16 | Florida | Gainesville, Fla. |
| 5/8 | L | 7-8 | Florida | Gainesville, Fla. |
| 5/11 | W | 3-2 | Stetson | Coral Gables, Fla. |
| 5/14 | W | 3-1 | Florida Southern | Coral Gables, Fla. |
| 5/15 | L | 2-4 | Florida Southern | Coral Gables, Fla. |
| 5/21 | W | 7-0 | Tampa | Coral Gables, Fla. |
| 5/22 | W | 10-7 | Tampa | Coral Gables, Fla. |

1949 14-8 (.636)

| | | | | |
|------|---|------|--------------------------|--------------------|
| 4/1 | W | 12-2 | Florida Southern | Coral Gables, Fla. |
| 4/2 | W | 11-8 | Florida Southern | Coral Gables, Fla. |
| 4/8 | L | 4-17 | Florida | Coral Gables, Fla. |
| 4/9 | W | 9-8 | Florida | Coral Gables, Fla. |
| 4/11 | L | 2-8 | Florida Southern | Lakeland, Fla. |
| 4/12 | W | 2-0 | Florida Southern | Lakeland, Fla. |
| 4/13 | L | 4-5 | Stetson | DeLand, Fla. |
| 4/14 | L | 6-8 | Stetson | DeLand, Fla. |
| 4/15 | L | 1-13 | Rollins | Winter Park, Fla. |
| 4/16 | L | 0-3 | Rollins | Winter Park, Fla. |
| 4/22 | W | 3-2 | Tampa | Coral Gables, Fla. |
| 4/23 | W | 14-3 | Tampa | Coral Gables, Fla. |
| 4/26 | W | 10-2 | Cherry Point Marines | Coral Gables, Fla. |
| 4/27 | W | 15-1 | Cherry Point Marines | Coral Gables, Fla. |
| 4/29 | W | 3-2 | Stetson | Coral Gables, Fla. |
| 4/30 | W | 9-3 | Stetson | Coral Gables, Fla. |
| 5/6 | L | 0-2 | Rollins | Coral Gables, Fla. |
| 5/7 | W | 5-4 | Rollins | Coral Gables, Fla. |
| 5/13 | L | 5-9 | Florida | Gainesville, Fla. |
| 5/14 | W | 7-4 | Florida | Gainesville, Fla. |
| 5/18 | W | 7-6 | Jacksonville N.A.S. (10) | Coral Gables, Fla. |
| 5/19 | W | 4-3 | Jacksonville N.A.S. | Coral Gables, Fla. |

1950 8-7 (.533)

| | | | | |
|-------|---|------|-----------------------|--------------------|
| 3/17* | L | 0-2 | Brooklyn Dodgers | Coral Gables, Fla. |
| 3/18* | L | 1-2 | Ft. Lauderdale Braves | Coral Gables, Fla. |
| 3/22* | W | 3-2 | Miami Beach Flamingos | Coral Gables, Fla. |
| 3/30* | L | 0-5 | Miami Sun Sox | Coral Gables, Fla. |
| 4/7 | L | 2-3 | Florida (13) | Coral Gables, Fla. |
| 4/8 | W | 5-3 | Florida | Coral Gables, Fla. |
| 4/14 | W | 4-0 | Rollins | Coral Gables, Fla. |
| 4/15 | L | 1-6 | Rollins | Coral Gables, Fla. |
| 4/21 | W | 7-2 | Florida Southern | Coral Gables, Fla. |
| 4/22 | W | 12-2 | Florida Southern | Coral Gables, Fla. |
| 4/28 | W | 5-4 | Stetson | Coral Gables, Fla. |
| 4/29 | W | 10-7 | Stetson | Coral Gables, Fla. |
| 5/1 | L | 4-6 | Florida | Gainesville, Fla. |
| 5/2 | W | 12-9 | Florida | Gainesville, Fla. |
| 5/3 | L | 2-10 | Stetson | DeLand, Fla. |
| 5/4 | W | 13-7 | Stetson | DeLand, Fla. |
| 5/5 | L | 8-10 | Rollins | Winter Park, Fla. |
| 5/6 | L | 1-7 | Rollins | Winter Park, Fla. |
| 5/9 | L | 3-4 | Florida Southern (13) | Lakeland, Fla. |

1951 12-7 (.632)

| | | | | |
|-------|---|------|-----------------------|--------------------|
| 3/16* | L | 5-13 | Brooklyn Dodgers "B" | - |
| 3/17* | L | 0-1 | Brooklyn Dodgers "B" | - |
| 3/22 | W | 11-2 | Florida State | Coral Gables, Fla. |
| 3/23 | L | 4-13 | Florida State | Coral Gables, Fla. |
| 3/27 | L | 0-2 | Parris Island Marines | - |
| 3/28 | W | 5-3 | Parris Island Marines | - |
| 3/30 | W | 5-4 | Rollins | Coral Gables, Fla. |
| 3/31 | W | 4-3 | Rollins | Coral Gables, Fla. |
| 4/3* | L | 2-8 | Miami Beach Flamingos | - |
| 4/13 | L | 3-6 | Stetson | Coral Gables, Fla. |
| 4/14 | L | 3-7 | Stetson | Coral Gables, Fla. |
| 4/21 | W | 11-2 | 425th Air Force | Coral Gables, Fla. |
| 4/27 | W | 5-2 | Rollins | Winter Park, Fla. |
| 4/29 | W | 7-6 | Rollins | Winter Park, Fla. |
| 4/30 | W | 4-3 | Florida (10) | Gainesville, Fla. |
| 5/1 | L | 9-17 | Florida | Gainesville, Fla. |
| 5/2 | L | 4-5 | Stetson | DeLand, Fla. |



ALL-TIME RESULTS

| | | | | |
|------|---|------|------------------|--------------------|
| 5/3 | L | 8-13 | Stetson | DeLand, Fla. |
| 5/11 | W | 10-1 | U of Havana | Coral Gables, Fla. |
| 5/12 | W | 11-1 | U of Havana | Coral Gables, Fla. |
| 5/14 | W | 7-1 | Florida Southern | Coral Gables, Fla. |
| 5/15 | W | 5-0 | Florida Southern | Coral Gables, Fla. |

| | | | | |
|------|---|------|-------------------|--------------------|
| 4/9 | L | 7-8 | Rollins | Winter Park, Fla. |
| 4/10 | L | 1-6 | Rollins | Winter Park, Fla. |
| | L | 2-15 | Waterloo | Coral Gables, Fla. |
| | L | 0-4 | Waterloo | Coral Gables, Fla. |
| 4/16 | W | 5-1 | Stetson | Coral Gables, Fla. |
| 4/17 | L | 3-12 | Stetson | Coral Gables, Fla. |
| 4/30 | L | 2-10 | Stetson | DeLand, Fla. |
| 5/1 | L | 6-8 | Stetson | DeLand, Fla. |
| 5/2 | L | 0-7 | Patrick AFB | Coral Gables, Fla. |
| 5/2 | W | 9-6 | Patrick AFB | Coral Gables, Fla. |
| 5/3 | W | 3-2 | Patrick AFB | Coral Gables, Fla. |
| 5/7 | W | 4-2 | Rollins | Coral Gables, Fla. |
| 5/8 | L | 3-6 | Rollins | Coral Gables, Fla. |
| 5/10 | W | 15-8 | Opa Locka Marines | - |
| 5/11 | W | 8-1 | Opa Locka Marines | - |

1952 6-12 (.316)

| | | | | |
|-------|---|-------|---------------------------------------|--------------------|
| 3/11* | L | 1-7 | Brooklyn Dodgers "B" | - |
| 3/22* | L | 3-6 | Coral Gables Sun Sox Vero Beach, Fla. | - |
| 3/24* | L | 2-11 | Brooklyn Dodgers "B" | - |
| 3/31 | L | 2-6 | Parris Island Marines | - |
| 4/1 | L | 1-6 | Parris Island Marines | - |
| 4/4 | L | 1-3 | Florida State | Tallahassee, Fla. |
| 4/5 | L | 0-7 | Florida State | Tallahassee, Fla. |
| 4/11 | L | 1-4 | Florida | Coral Gables, Fla. |
| 4/12 | L | 5-8 | Florida | Coral Gables, Fla. |
| 4/18 | W | 6-5 | Stetson | Coral Gables, Fla. |
| 4/19 | L | 4-5 | Stetson | Coral Gables, Fla. |
| 4/23 | L | 2-4 | Stetson | DeLand, Fla. |
| 4/24 | L | 4-6 | Stetson | DeLand, Fla. |
| 4/25 | L | 1-4 | Rollins | Winter Park, Fla. |
| 4/26 | W | 7-1 | Rollins | Winter Park, Fla. |
| 4/28 | W | 7-6 | Rollins | Coral Gables, Fla. |
| 4/29 | L | 1-2 | Rollins | Coral Gables, Fla. |
| 5/3 | W | 14-5 | Patrick AFB | Coral Gables, Fla. |
| 5/5 | L | 3-10 | Florida | Gainesville, Fla. |
| 5/6 | T | 13-13 | Florida | Gainesville, Fla. |
| 5/16 | W | 9-4 | Tampa | Coral Gables, Fla. |
| 5/17 | W | 13-6 | Tampa | Coral Gables, Fla. |

PERRY MOSS

1955

1955

15-7 (.682)

| | | | | |
|------|---|------|------------------|--------------------|
| 3/18 | W | 15-2 | Patrick AFB | Coral Gables, Fla. |
| 3/19 | W | 15-2 | Patrick AFB | Coral Gables, Fla. |
| 3/25 | W | 12-4 | Pine Castle AFB | Orlando, Fla. |
| 3/28 | L | 0-4 | Florida | Gainesville, Fla. |
| 3/29 | W | 4-3 | Florida | Gainesville, Fla. |
| 4/6 | W | 10-0 | Pine Castle AFB | Coral Gables, Fla. |
| 4/7 | W | 9-5 | Pine Castle AFB | Coral Gables, Fla. |
| 4/8 | W | 6-0 | Stetson | Coral Gables, Fla. |
| 4/15 | L | 3-4 | Florida State | Coral Gables, Fla. |
| 4/16 | W | 5-4 | Florida State | Coral Gables, Fla. |
| 4/18 | W | 3-1 | Florida Southern | Lakeland, Fla. |
| 4/19 | W | 6-0 | Florida Southern | Lakeland, Fla. |
| 4/20 | L | 8-20 | Stetson | DeLand, Fla. |
| 4/21 | W | 10-6 | Stetson | DeLand, Fla. |
| 4/22 | L | 2-11 | Rollins | Winter Park, Fla. |
| 4/23 | L | 5-12 | Rollins | Winter Park, Fla. |
| 4/24 | W | 8-0 | Patrick AFB | Cocoa, Fla. |
| 4/24 | W | 4-0 | Patrick AFB | Cocoa, Fla. |
| 4/29 | W | 5-4 | Florida Southern | Coral Gables, Fla. |
| 4/30 | W | 9-2 | Florida Southern | Coral Gables, Fla. |
| 5/6 | L | 3-8 | Rollins | Coral Gables, Fla. |
| 5/7 | L | 2-8 | Rollins | Coral Gables, Fla. |

1953 10-9-1 (.500)

| | | | | |
|------|---|-------|------------------------|--------------------|
| 3/1* | W | 11-1 | Maritime Academy | - |
| 3/8* | L | 0-6 | Atlanta Crackers | - |
| 3/16 | W | 13-1 | Patrick AFB | Coral Gables, Fla. |
| 3/17 | L | 7-11 | Patrick AFB | Coral Gables, Fla. |
| 3/20 | W | 7-3 | Patrick AFB | Cocoa, Fla. |
| 3/21 | W | 12-5 | Patrick AFB | Cocoa, Fla. |
| 3/23 | W | 9-8 | Amherst | Coral Gables, Fla. |
| 3/24 | W | 12-7 | Amherst | Coral Gables, Fla. |
| 3/27 | W | 9-5 | Georgia-Atlanta | Coral Gables, Fla. |
| 3/30 | W | 18-17 | Stetson | Coral Gables, Fla. |
| 3/31 | L | 0-6 | Stetson | Coral Gables, Fla. |
| 4/6 | T | 12-12 | Parris Island Marines | - |
| 4/7 | L | 3-8 | Parris Island Marines | - |
| 4/11 | L | 6-7 | Opa Locka Marines | - |
| 4/17 | L | 0-9 | Rollins | Coral Gables, Fla. |
| 4/18 | W | 9-8 | Rollins | Coral Gables, Fla. |
| 4/22 | L | 4-11 | Stetson | DeLand, Fla. |
| 4/23 | W | 12-0 | Stetson | DeLand, Fla. |
| 4/24 | W | 10-9 | Rollins | Winter Park, Fla. |
| 4/25 | L | 1-3 | Rollins | Winter Park, Fla. |
| 5/8 | L | 2-4 | Opa Locka Marines | - |
| 5/9 | L | 6-10 | Opa Locka Marines (10) | - |

JIMMIE FOX

1956-57

1956

9-8 (.529)

| | | | | |
|------|---|-------|------------------|--------------------|
| 3/27 | L | 6-9 | Amherst | Coral Gables, Fla. |
| 3/28 | W | 6-4 | Amherst | Coral Gables, Fla. |
| 3/29 | L | 14-16 | Amherst | Coral Gables, Fla. |
| 4/2 | L | 3-6 | Florida | Coral Gables, Fla. |
| 4/3 | L | 0-4 | Florida | Coral Gables, Fla. |
| 4/6 | W | 4-2 | Florida Southern | Coral Gables, Fla. |
| 4/7 | W | 12-5 | Florida Southern | Coral Gables, Fla. |
| 4/13 | W | 8-7 | Stetson (12) | Coral Gables, Fla. |
| 4/14 | W | 4-3 | Stetson | Coral Gables, Fla. |
| 4/16 | L | 1-6 | Rollins | Coral Gables, Fla. |
| 4/21 | L | 4-7 | Rollins | Winter Park, Fla. |
| 4/23 | W | 4-2 | Florida Southern | Lakeland, Fla. |
| 4/24 | W | 7-1 | Florida Southern | Lakeland, Fla. |
| 4/26 | W | 3-2 | Stetson | DeLand, Fla. |
| 4/26 | W | 2-0 | Stetson | DeLand, Fla. |
| 4/27 | L | 5-13 | Florida State | Tallahassee, Fla. |
| 4/28 | L | 0-2 | Florida State | Tallahassee, Fla. |

1954 10-11 (.476)

| | | | | |
|------|---|------|-----------------------|--------------------|
| 3/12 | L | 7-9 | Florida | Coral Gables, Fla. |
| 3/13 | L | 8-9 | Florida | Coral Gables, Fla. |
| 3/25 | W | 17-4 | Amherst | Coral Gables, Fla. |
| 3/26 | W | 7-6 | Amherst | Coral Gables, Fla. |
| 3/29 | L | 0-10 | Parris Island Marines | - |
| 3/30 | L | 2-7 | Parris Island Marines | - |
| 4/1 | W | 8-6 | Florida Southern | Coral Gables, Fla. |
| 4/2 | W | 11-2 | Florida Southern | Coral Gables, Fla. |

ALL-TIME RESULTS

1957

| | | | | |
|------|---|------|------------------|--------------------|
| 3/13 | L | 0-6 | Stetson | DeLand, Fla. |
| 3/14 | W | 5-4 | Stetson | DeLand, Fla. |
| 3/16 | L | 1-10 | Florida | Gainesville, Fla. |
| 3/16 | L | 5-9 | Florida | Gainesville, Fla. |
| 3/19 | W | 9-8 | Yale | Coral Gables, Fla. |
| 3/20 | W | 8-5 | Yale | Coral Gables, Fla. |
| 3/21 | L | 7-23 | Yale | Coral Gables, Fla. |
| 3/26 | W | 9-3 | Amherst | Coral Gables, Fla. |
| 3/27 | L | 5-10 | Amherst | Coral Gables, Fla. |
| 3/28 | L | 1-6 | Amherst | Coral Gables, Fla. |
| 4/5 | W | 10-7 | Florida Southern | Coral Gables, Fla. |
| 4/6 | W | 8-2 | Florida Southern | Coral Gables, Fla. |
| 4/12 | L | 4-6 | Rollins | Coral Gables, Fla. |
| 4/13 | W | 8-6 | Rollins | Coral Gables, Fla. |
| 4/16 | L | 3-15 | Florida State | Tallahassee, Fla. |
| 4/17 | L | 3-21 | Florida State | Tallahassee, Fla. |
| 4/19 | W | 11-1 | Florida Southern | Lakeland, Fla. |
| 4/20 | L | 2-6 | Florida Southern | Lakeland, Fla. |
| 4/30 | L | 3-15 | Florida State | Coral Gables, Fla. |
| 4/30 | W | 2-1 | Florida State | Coral Gables, Fla. |
| 5/3 | W | 7-6 | Tampa | Coral Gables, Fla. |
| 5/10 | L | 6-11 | Stetson | Coral Gables, Fla. |
| 5/11 | W | 9-7 | Stetson | Coral Gables, Fla. |

11-12 (.478)

| | | | | |
|------|---|------|-----------------------|--------------------|
| 3/23 | W | 4-1 | Yale | Coral Gables, Fla. |
| 3/25 | W | 4-3 | Georgia Tech | Coral Gables, Fla. |
| 3/26 | W | 3-2 | Yale | Coral Gables, Fla. |
| 3/27 | T | 2-2 | Georgia Tech | Coral Gables, Fla. |
| 3/28 | W | 6-2 | Yale | Coral Gables, Fla. |
| 3/28 | L | 3-15 | Georgia Tech | Coral Gables, Fla. |
| 3/28 | L | 0-4 | Georgia Tech | Coral Gables, Fla. |
| 3/30 | L | 2-6 | Yale (10) | Coral Gables, Fla. |
| 3/30 | L | 3-4 | Yale | Coral Gables, Fla. |
| 3/31 | W | 11-9 | Yale | Coral Gables, Fla. |
| 4/1 | W | 9-8 | Amherst | Coral Gables, Fla. |
| 4/2 | W | 6-3 | Amherst | Coral Gables, Fla. |
| 4/10 | L | 2-3 | Rollins | Coral Gables, Fla. |
| 4/11 | W | 13-2 | Rollins | Coral Gables, Fla. |
| 4/20 | L | 3-5 | Tampa | Tampa, Fla. |
| 4/21 | L | 1-5 | Tampa | Tampa, Fla. |
| 4/22 | W | 6-5 | Florida Southern | Lakeland, Fla. |
| 4/24 | L | 0-4 | Rollins | Winter Park, Fla. |
| 4/25 | W | 12-7 | Rollins | Winter Park, Fla. |
| 5/1 | W | 4-2 | Florida Southern | Coral Gables, Fla. |
| 5/2 | W | 2-0 | Florida Southern (10) | Coral Gables, Fla. |
| 5/8 | W | 10-3 | Stetson | Coral Gables, Fla. |
| 5/9 | W | 10-0 | Stetson (10) | Coral Gables, Fla. |

WHITEY CAMPBELL 1958, 1960-62

WHITEY CAMPBELL 1958, 1960-62

1958

| | | | | |
|------|---|------|-----------------------|--------------------|
| 3/12 | L | 5-7 | Stetson | DeLand, Fla. |
| 3/14 | L | 4-5 | Florida Southern (10) | Lakeland, Fla. |
| 3/15 | L | 3-7 | Florida Southern | Lakeland, Fla. |
| 3/21 | W | 7-6 | Georgia Tech | Coral Gables, Fla. |
| 3/22 | W | 7-4 | Georgia Tech | Coral Gables, Fla. |
| 3/25 | W | 8-2 | Amherst | Coral Gables, Fla. |
| 3/26 | W | 8-4 | Amherst | Coral Gables, Fla. |
| 3/28 | W | 3-1 | Florida | Coral Gables, Fla. |
| 3/29 | W | 9-8 | Florida (11) | Coral Gables, Fla. |
| 4/1 | W | 6-5 | Wesleyan (10) | Coral Gables, Fla. |
| 4/2 | L | 5-21 | Wesleyan | Coral Gables, Fla. |
| 4/5 | W | 7-2 | Florida Southern | Coral Gables, Fla. |
| 4/5 | W | 4-3 | Florida Southern | Coral Gables, Fla. |
| 4/11 | W | 13-3 | Rollins | Winter Park, Fla. |
| 4/16 | L | 3-4 | Tampa | Tampa, Fla. |
| 4/17 | L | 1-3 | Tampa | Tampa, Fla. |
| 4/18 | L | 0-18 | Florida State | Tallahassee, Fla. |
| 4/19 | W | 12-7 | Florida State | Tallahassee, Fla. |
| 4/25 | W | 5-2 | Tampa Coral | Gables, Fla. |
| 4/26 | W | 4-1 | Tampa | Coral Gables, Fla. |
| 5/2 | W | 6-5 | Jacksonville | Coral Gables, Fla. |
| 5/3 | W | 6-0 | Jacksonville | Coral Gables, Fla. |
| 5/5 | L | 2-9 | Florida State | Coral Gables, Fla. |
| 5/6 | L | 1-6 | Florida State | Coral Gables, Fla. |
| 5/9 | W | 3-0 | Stetson | Coral Gables, Fla. |
| 5/10 | L | 1-9 | Stetson | Coral Gables, Fla. |

16-11 (.593)

1960

| | | | | |
|------|---|------|------------------|--------------------|
| 3/14 | L | 3-6 | Florida State | Coral Gables, Fla. |
| 3/15 | L | 6-10 | Florida State | Coral Gables, Fla. |
| 3/18 | L | 1-2 | Rollins | Coral Gables, Fla. |
| 3/19 | W | 7-1 | Rollins | Coral Gables, Fla. |
| 3/24 | W | 5-1 | Georgia Tech | Coral Gables, Fla. |
| 3/25 | W | 10-6 | Army | Coral Gables, Fla. |
| 3/26 | W | 4-2 | Georgia Tech | Coral Gables, Fla. |
| 3/27 | W | 11-9 | Army | Coral Gables, Fla. |
| 3/28 | W | 2-1 | Furman | Coral Gables, Fla. |
| 3/29 | W | 6-3 | Furman | Coral Gables, Fla. |
| 4/1 | L | 3-9 | Florida | Coral Gables, Fla. |
| 4/2 | W | 3-2 | Florida | Coral Gables, Fla. |
| 4/9 | W | 12-1 | Florida Southern | Lakeland, Fla. |
| 4/11 | W | 5-0 | Stetson | DeLand, Fla. |
| 4/12 | L | 3-6 | Stetson | DeLand, Fla. |
| 4/13 | W | 1-4 | Rollins | Winter Park, Fla. |
| 4/14 | W | 7-2 | Rollins | Winter Park, Fla. |
| 4/16 | W | 5-4 | Jacksonville | Coral Gables, Fla. |
| 4/16 | W | 7-5 | Jacksonville | Coral Gables, Fla. |
| 4/22 | W | 5-2 | Tampa | Coral Gables, Fla. |
| 4/30 | W | 21-0 | Florida Southern | Coral Gables, Fla. |
| 5/6 | W | 6-0 | Stetson | Coral Gables, Fla. |
| 5/7 | W | 8-1 | Stetson | Coral Gables, Fla. |
| 5/12 | W | 3-1 | Tampa | Tampa, Fla. |
| 5/13 | L | 3-16 | Florida State | Tallahassee, Fla. |
| 5/14 | L | 5-9 | Florida State | Tallahassee, Fla. |

19-7 (.731)

JACK HARDING 1940, 1959

1959

| | | | | |
|------|---|-----|--------------|--------------------|
| 3/14 | L | 1-3 | Jacksonville | Jacksonville, Fla. |
| 3/14 | W | 9-2 | Jacksonville | Jacksonville, Fla. |
| 3/21 | L | 0-4 | Ohio State | Coral Gables, Fla. |

15-10-1 (.577)

1961

| | | | | |
|------|---|------|-----------------|--------------------|
| 3/16 | W | 8-3 | Rollins | Coral Gables, Fla. |
| 3/17 | W | 5-4 | Rollins | Coral Gables, Fla. |
| 3/18 | W | 6-5 | Ohio State | Coral Gables, Fla. |
| 3/18 | T | 2-2 | Ohio State | Coral Gables, Fla. |
| 3/21 | T | 4-4 | Ohio State (10) | Coral Gables, Fla. |
| 3/22 | L | 4-6 | Ohio State | Coral Gables, Fla. |
| 3/23 | W | 10-3 | Georgia Tech | Coral Gables, Fla. |
| 3/24 | W | 10-3 | Army | Coral Gables, Fla. |

17-9-3 (.586)



ALL-TIME RESULTS

| | | | | | | | | | |
|------|---|------|------------------|--------------------|------|---|------|-------------------|--------------------|
| 3/25 | T | 5-5 | Georgia Tech | Coral Gables, Fla. | 4/5 | W | 4-3 | Tampa | Coral Gables, Fla. |
| 3/25 | W | 5-3 | Army | Coral Gables, Fla. | 4/6 | W | 7-5 | Tampa | Coral Gables, Fla. |
| 3/30 | W | 9-0 | Wesleyan | Coral Gables, Fla. | 4/6 | L | 2-3 | Tampa | Coral Gables, Fla. |
| 3/31 | W | 7-4 | Wesleyan | Coral Gables, Fla. | 4/12 | W | 9-0 | Florida Southern | Coral Gables, Fla. |
| 4/1 | W | 6-0 | Wesleyan | Coral Gables, Fla. | 4/13 | L | 6-8 | Florida Southern | Coral Gables, Fla. |
| 4/10 | W | 5-2 | Tampa (12) | Tampa, Fla. | 4/13 | W | 3-1 | Florida Southern | Coral Gables, Fla. |
| 4/10 | W | 4-2 | Tampa | Tampa, Fla. | 4/19 | W | 11-2 | Stetson | Coral Gables, Fla. |
| 4/11 | L | 3-5 | Florida Southern | Lakeland, Fla. | 4/20 | W | 1-0 | Stetson | Coral Gables, Fla. |
| 4/12 | L | 2-7 | Rollins | Winter Park, Fla. | 4/20 | W | 7-0 | Stetson | Coral Gables, Fla. |
| 4/13 | L | 3-4 | Rollins (13) | Winter Park, Fla. | 4/26 | L | 2-4 | Rollins | Winter Park, Fla. |
| 4/14 | L | 1-6 | Stetson | DeLand, Fla. | 4/27 | L | 1-3 | Rollins | Winter Park, Fla. |
| 4/15 | L | 5-6 | Stetson | DeLand, Fla. | 4/27 | L | 2-3 | Rollins | Winter Park, Fla. |
| 4/17 | L | 0-2 | Florida State | Coral Gables, Fla. | 5/10 | W | 8-4 | Jacksonville (12) | Jacksonville, Fla. |
| 4/18 | L | 6-14 | Florida State | Coral Gables, Fla. | 5/11 | W | 11-3 | Jacksonville | Jacksonville, Fla. |
| 4/22 | W | 7-2 | Florida Southern | Coral Gables, Fla. | 5/11 | W | 7-3 | Jacksonville | Jacksonville, Fla. |
| 4/24 | L | 4-10 | Florida | Gainesville, Fla. | 5/13 | W | 4-0 | Florida | Gainesville, Fla. |
| 4/25 | W | 19-9 | Florida | Gainesville, Fla. | 5/14 | L | 0-11 | Florida | Gainesville, Fla. |
| 4/26 | W | 14-4 | Jacksonville | Jacksonville, Fla. | | | | | |
| 4/26 | W | 2-0 | Jacksonville | Jacksonville, Fla. | | | | | |
| 5/5 | W | 3-2 | Stetson | Coral Gables, Fla. | | | | | |
| 5/6 | W | 4-1 | Stetson | Coral Gables, Fla. | | | | | |

1962

| | | | | |
|------|---|-------|--------------------|--------------------|
| 3/9 | W | 14-10 | Florida | Coral Gables, Fla. |
| 3/10 | L | 7-12 | Florida | Coral Gables, Fla. |
| 3/19 | W | 4-1 | Ohio State | Coral Gables, Fla. |
| 3/20 | L | 8-12 | Ohio State | Coral Gables, Fla. |
| 3/21 | W | 7-3 | Ohio State | Coral Gables, Fla. |
| 3/22 | W | 17-7 | Army | Coral Gables, Fla. |
| 3/23 | W | 6-2 | Army | Coral Gables, Fla. |
| 3/24 | W | 5-2 | Army | Coral Gables, Fla. |
| 3/29 | L | 5-8 | Wesleyan | Coral Gables, Fla. |
| 3/30 | W | 7-0 | Wesleyan | Coral Gables, Fla. |
| 3/31 | L | 3-6 | Wesleyan | Coral Gables, Fla. |
| 4/6 | L | 4-9 | Florida Southern | Lakeland, Fla. |
| 4/13 | W | 14-7 | Stetson | DeLand, Fla. |
| 4/13 | W | 12-8 | Stetson | DeLand, Fla. |
| 4/14 | W | 7-2 | Stetson | DeLand, Fla. |
| 4/16 | W | 6-4 | Florida State | Tallahassee, Fla. |
| 4/17 | L | 8-9 | Florida State (10) | Tallahassee, Fla. |
| 4/20 | L | 3-7 | Rollins | Coral Gables, Fla. |
| 4/21 | W | 1-0 | Rollins | Coral Gables, Fla. |
| 4/21 | L | 0-2 | Rollins | Coral Gables, Fla. |
| 4/27 | W | 11-2 | Jacksonville | Coral Gables, Fla. |
| 4/28 | L | 1-8 | Jacksonville | Coral Gables, Fla. |
| 4/28 | W | 7-2 | Jacksonville | Coral Gables, Fla. |
| 5/1 | W | 8-7 | Tampa (12) | Tampa, Fla. |
| 5/2 | W | 7-6 | Tampa | Tampa, Fla. |
| 5/2 | W | 5-0 | Tampa | Tampa, Fla. |

17-9 (.654)

1964

| | | | | |
|------|---|------|------------------|--------------------|
| 3/13 | W | 3-1 | Florida | Miami, Fla. |
| 3/14 | W | 2-1 | Florida | Coral Gables, Fla. |
| 3/14 | L | 7-13 | Florida | Coral Gables, Fla. |
| 3/19 | W | 2-0 | Army | Coral Gables, Fla. |
| 3/20 | W | 3-1 | Army | Coral Gables, Fla. |
| 3/21 | W | 9-4 | Army | Coral Gables, Fla. |
| 3/23 | L | 7-10 | Ohio State | Coral Gables, Fla. |
| 3/24 | L | 4-8 | Ohio State | Coral Gables, Fla. |
| 3/25 | L | 1-3 | Ohio State | Coral Gables, Fla. |
| 3/26 | W | 10-2 | Wesleyan | Coral Gables, Fla. |
| 3/27 | W | 2-1 | Wesleyan (10) | Coral Gables, Fla. |
| 3/28 | L | 4-6 | Wesleyan | Coral Gables, Fla. |
| 3/28 | L | 2-4 | Ohio State | Coral Gables, Fla. |
| 3/30 | W | 5-4 | Wesleyan | Coral Gables, Fla. |
| 3/30 | T | 4-4 | Wesleyan | Coral Gables, Fla. |
| 4/3 | W | 7-5 | Jacksonville | Coral Gables, Fla. |
| 4/4 | W | 5-1 | Jacksonville | Coral Gables, Fla. |
| 4/4 | W | 8-3 | Jacksonville | Coral Gables, Fla. |
| 4/10 | W | 10-0 | Tampa | Tampa, Fla. |
| 4/11 | W | 9-6 | Tampa | Tampa, Fla. |
| 4/11 | W | 5-4 | Tampa | Tampa, Fla. |
| 4/17 | W | 2-1 | Florida Southern | Lakeland, Fla. |
| 4/18 | L | 0-3 | Florida Southern | Lakeland, Fla. |
| 4/18 | W | 4-1 | Florida Southern | Lakeland, Fla. |
| 4/24 | W | 12-4 | Stetson | DeLand, Fla. |
| 4/25 | W | 4-1 | Stetson | DeLand, Fla. |
| 4/25 | W | 13-4 | Stetson | DeLand, Fla. |
| 5/1 | L | 8-9 | Rollins | Coral Gables, Fla. |
| 5/2 | W | 3-1 | Rollins | Coral Gables, Fla. |
| 5/2 | L | 1-12 | Rollins | Coral Gables, Fla. |

20-9-1 (.667)

RON FRASER

1963-1992

1963

| | | | | |
|------|---|-----|-----------------|--------------------|
| 3/16 | L | 3-4 | Ohio State (11) | Coral Gables, Fla. |
| 3/21 | W | 3-1 | Army | Coral Gables, Fla. |
| 3/22 | W | 3-1 | Army | Coral Gables, Fla. |
| 3/23 | W | 6-0 | Army | Coral Gables, Fla. |
| 3/25 | L | 1-6 | Wesleyan | Coral Gables, Fla. |
| 3/26 | W | 8-5 | Wesleyan | Coral Gables, Fla. |
| 3/27 | W | 6-5 | Wesleyan (10) | Coral Gables, Fla. |
| 3/28 | W | 6-4 | Wesleyan | Coral Gables, Fla. |
| 4/1 | L | 1-2 | Florida State | Coral Gables, Fla. |
| 4/2 | W | 4-1 | Florida State | Coral Gables, Fla. |

18-9 (.665)

1965

| | | | | |
|------|---|------|----------------|--------------------|
| 3/12 | L | 4-7 | Florida State | Coral Gables, Fla. |
| 3/13 | L | 4-9 | Florida State | Coral Gables, Fla. |
| 3/13 | T | 9-9 | Florida State | Coral Gables, Fla. |
| 3/22 | L | 1-2 | Michigan State | Coral Gables, Fla. |
| 3/23 | W | 2-1 | Michigan State | Coral Gables, Fla. |
| 3/24 | L | 2-13 | Michigan State | Coral Gables, Fla. |
| 3/25 | W | 7-3 | Army | Coral Gables, Fla. |
| 3/26 | L | 0-2 | Florida | Coral Gables, Fla. |
| 3/27 | W | 13-2 | Army | Coral Gables, Fla. |
| 3/29 | W | 6-5 | Wesleyan | Coral Gables, Fla. |
| 3/30 | W | 6-4 | Wesleyan | Coral Gables, Fla. |
| 3/31 | W | 6-3 | Wesleyan | Coral Gables, Fla. |
| 4/1 | W | 6-5 | Furman | Coral Gables, Fla. |

23-12-1 (.639)

ALL-TIME RESULTS

| | | | | |
|------|---|------|------------------|--------------------|
| 4/2 | W | 14-2 | Furman | Coral Gables, Fla. |
| 4/3 | W | 7-3 | Furman | Coral Gables, Fla. |
| 4/9 | L | 2-7 | Rollins | Winter Park, Fla. |
| 4/10 | L | 2-3 | Rollins | Winter Park, Fla. |
| 4/10 | W | 6-3 | Rollins | Winter Park, Fla. |
| 4/12 | W | 5-1 | Georgia Tech | Atlanta, Ga. |
| 4/13 | W | 2-1 | Georgia Tech | Atlanta, Ga. |
| 4/14 | L | 3-6 | Georgia | Athens, Ga. |
| 4/16 | W | 9-4 | Jacksonville | Jacksonville, Fla. |
| 4/17 | W | 5-0 | Jacksonville | Jacksonville, Fla. |
| 4/17 | W | 3-2 | Jacksonville | Jacksonville, Fla. |
| 4/23 | W | 2-1 | Florida | Gainesville, Fla. |
| 4/24 | L | 3-7 | Florida | Gainesville, Fla. |
| 4/24 | W | 3-0 | Florida | Gainesville, Fla. |
| 4/26 | W | 3-2 | Tampa | Coral Gables, Fla. |
| 4/26 | W | 4-2 | Tampa | Coral Gables, Fla. |
| 4/27 | W | 5-1 | Tampa | Coral Gables, Fla. |
| 4/30 | L | 2-3 | Florida Southern | Coral Gables, Fla. |
| 5/1 | L | 0-5 | Florida Southern | Coral Gables, Fla. |
| 5/1 | W | 9-1 | Florida Southern | Coral Gables, Fla. |
| 5/7 | W | 15-1 | Stetson | Coral Gables, Fla. |
| 5/8 | W | 3-2 | Stetson | Coral Gables, Fla. |
| 5/8 | L | 6-8 | Stetson | Coral Gables, Fla. |

1967

| | | | | |
|-------|---|-------|-----------------------|--------------------|
| 3/3 | L | 4-9 | Florida State | Coral Gables, Fla. |
| 3/4 | L | 5-6 | Florida State | Coral Gables, Fla. |
| 3/11 | W | 6-3 | Florida Southern | Coral Gables, Fla. |
| 3/11 | L | 7-13 | Florida Southern | Coral Gables, Fla. |
| 3/18 | W | 3-2 | Rutgers | Coral Gables, Fla. |
| 3/18 | W | 2-1 | Rutgers | Coral Gables, Fla. |
| 3/20 | L | 3-11 | Michigan State | Coral Gables, Fla. |
| 3/21 | L | 2-6 | Rutgers | Coral Gables, Fla. |
| 3/22 | W | 5-1 | Michigan State | Coral Gables, Fla. |
| 3/23 | W | 5-4 | Army | Coral Gables, Fla. |
| 3/24 | T | 1-1 | Army | Coral Gables, Fla. |
| 3/25 | W | 2-1 | Michigan State | Coral Gables, Fla. |
| 3/26* | W | 11-0 | Italian Olympic | Coral Gables, Fla. |
| 3/27 | W | 12-1 | Furman | Coral Gables, Fla. |
| 3/28 | W | 6-2 | Furman | Coral Gables, Fla. |
| 3/28 | W | 7-4 | Furman | Coral Gables, Fla. |
| 3/29 | W | 3-0 | Duke | Coral Gables, Fla. |
| 3/30 | W | 1-0 | Wesleyan | Coral Gables, Fla. |
| 3/31 | W | 4-2 | Wesleyan | Coral Gables, Fla. |
| 4/1 | W | 8-4 | Duke | Coral Gables, Fla. |
| 4/1 | W | | Michigan State | Coral Gables, Fla. |
| 4/8 | L | 1-8 | Florida | Gainesville, Fla. |
| 4/8 | W | 5-4 | Florida | Gainesville, Fla. |
| 4/17 | L | 3-4 | Georgia Southern (10) | Statesboro, Ga. |
| 4/18 | L | 2-3 | Georgia Southern | Statesboro, Ga. |
| 4/19 | W | 5-2 | Mercer (14) | Macon, Ga. |
| 4/21 | L | 2-6 | Georgia Tech | Atlanta, Ga. |
| 4/22 | L | 1-2 | Georgia Tech | Atlanta, Ga. |
| 4/22 | L | 2-4 | Georgia Tech | Atlanta, Ga. |
| 4/25 | W | 11-0 | USF | Coral Gables, Fla. |
| 4/26 | L | 8-9 | USF | Coral Gables, Fla. |
| 5/1 | W | 5-0 | Tampa | Coral Gables, Fla. |
| 5/2 | W | 10-0 | Tampa | Coral Gables, Fla. |
| 5/5 | L | 5-6 | Rollins | Winter Park, Fla. |
| 5/6 | L | 5-10 | Rollins | Winter Park, Fla. |
| 5/8 | W | 9-0 | Stetson | DeLand, Fla. |
| 5/9 | W | 10-5 | Stetson | DeLand, Fla. |
| 5/12 | W | 8-1 | Florida | Coral Gables, Fla. |
| 5/13 | L | 10-11 | Florida | Coral Gables, Fla. |

23-15-1 (.590)

1966

| | | | | |
|------|---|------|-------------------|--------------------|
| 3/4 | W | 10-5 | Florida | Coral Gables, Fla. |
| 3/5 | L | 3-4 | Florida | Coral Gables, Fla. |
| 3/5 | L | 5-6 | Florida | Coral Gables, Fla. |
| 3/14 | W | 10-4 | Florida Southern | Lakeland, Fla. |
| 3/14 | L | 0-2 | Florida Southern | Lakeland, Fla. |
| 3/19 | L | 3-10 | Ohio State | Coral Gables, Fla. |
| 3/19 | W | 7-6 | Ohio State | Coral Gables, Fla. |
| 3/21 | W | 12-0 | New York U. | Coral Gables, Fla. |
| 3/22 | W | 16-2 | New York U. | Coral Gables, Fla. |
| 3/23 | W | 6-2 | Michigan State | Coral Gables, Fla. |
| 3/24 | T | 6-6 | Michigan State | Coral Gables, Fla. |
| 3/25 | L | 1-3 | Army | Coral Gables, Fla. |
| 3/26 | L | 0-5 | Ohio State | Coral Gables, Fla. |
| 3/26 | W | 7-3 | Army | Coral Gables, Fla. |
| 3/28 | L | 1-3 | Duke (10) | Coral Gables, Fla. |
| 3/29 | L | 4-5 | Duke | Coral Gables, Fla. |
| 3/31 | W | 3-2 | Wesleyan | Coral Gables, Fla. |
| 4/1 | W | 5-4 | Wesleyan | Coral Gables, Fla. |
| 4/2 | W | 3-0 | Wesleyan | Coral Gables, Fla. |
| 4/2 | L | 1-2 | La Salle | Coral Gables, Fla. |
| 4/4 | W | 4-3 | La Salle | Coral Gables, Fla. |
| 4/8 | W | 6-1 | Florida State | Tallahassee, Fla. |
| 4/9 | L | 2-10 | Florida State | Tallahassee, Fla. |
| 4/11 | L | 1-7 | Auburn | Auburn, Ala. |
| 4/12 | L | 3-8 | Auburn | Auburn, Ala. |
| 4/13 | L | 4-6 | Furman | Tallahassee, Fla. |
| 4/15 | L | 2-7 | Georgia Southern | Statesboro, Ga. |
| 4/16 | L | 0-5 | Georgia Southern | Statesboro, Ga. |
| 4/20 | L | 6-9 | Jacksonville (14) | Coral Gables, Fla. |
| 4/21 | W | 2-1 | Jacksonville | Coral Gables, Fla. |
| 4/22 | W | 7-5 | Florida (11) | Gainesville, Fla. |
| 4/23 | L | 1-3 | Florida | Gainesville, Fla. |
| 5/2 | W | 1-0 | Tampa | Coral Gables, Fla. |
| 5/3 | W | 5-2 | Tampa | Coral Gables, Fla. |
| 5/6 | W | 7-0 | Rollins | Coral Gables, Fla. |
| 5/7 | W | 3-2 | Rollins | Coral Gables, Fla. |
| 5/13 | W | 4-1 | Georgia Tech | Atlanta, Ga. |
| 5/14 | L | 3-5 | Georgia Tech | Atlanta, Ga. |

19-18-1 (.500)

1968

| | | | | |
|------|---|-----|------------------|--------------------|
| 3/1 | W | 2-1 | Florida | Coral Gables, Fla. |
| 3/2 | W | 1-0 | Florida | Coral Gables, Fla. |
| 3/5 | W | 9-0 | Biscayne (F) | Miami, Fla. |
| 3/9 | W | 6-5 | Florida A&M | Coral Gables, Fla. |
| 3/9 | W | 7-2 | Florida A&M | Coral Gables, Fla. |
| 3/12 | W | 9-0 | Biscayne (F) | Coral Gables, Fla. |
| 3/16 | L | 2-6 | Florida Southern | Lakeland, Fla. |
| 3/16 | L | 2-3 | Florida Southern | Lakeland, Fla. |
| 3/18 | L | 2-4 | Rutgers | Coral Gables, Fla. |
| 3/19 | W | 5-1 | Michigan State | Coral Gables, Fla. |
| 3/20 | L | 1-3 | Ohio State | Coral Gables, Fla. |
| 3/21 | L | 4-6 | Army | Coral Gables, Fla. |
| 3/22 | L | 1-3 | Ohio State | Coral Gables, Fla. |
| 3/23 | W | 7-4 | Michigan State | Coral Gables, Fla. |
| 3/24 | W | 1-0 | Army | Coral Gables, Fla. |
| 3/25 | W | 3-1 | Western Michigan | Coral Gables, Fla. |
| 3/26 | W | 4-3 | Michigan State | Coral Gables, Fla. |
| 3/27 | W | 5-1 | Western Michigan | Coral Gables, Fla. |
| 3/28 | T | 6-6 | Western Michigan | Coral Gables, Fla. |
| 3/29 | W | 5-1 | Wesleyan | Coral Gables, Fla. |
| 3/30 | W | 2-1 | Michigan State | Coral Gables, Fla. |
| 4/5 | W | 8-1 | St. Leo | Coral Gables, Fla. |

27-11-1 (.692)

ALL-TIME RESULTS

| | | | | | | | | | |
|-------|---|------|-------------------|--------------------|------|---|------|--------------------|--------------------|
| 3/27 | L | 0-4 | Michigan State | Coral Gables, Fla. | 4/15 | L | 1-5 | USF | Coral Gables, Fla. |
| 3/29 | W | 10-1 | Penn State | Coral Gables, Fla. | 4/17 | W | 10-6 | Florida | Gainesville, Fla. |
| 3/30 | W | 9-3 | Cornell | Coral Gables, Fla. | 4/18 | L | 3-6 | Florida | Gainesville, Fla. |
| 3/31 | L | 0-6 | Michigan State | Coral Gables, Fla. | 4/21 | W | 3-2 | Tampa | Coral Gables, Fla. |
| 4/1 | W | 6-5 | Penn State | Coral Gables, Fla. | 4/22 | W | 3-2 | Tampa | Coral Gables, Fla. |
| 4/1 | W | 4-2 | Michigan State | Coral Gables, Fla. | 4/26 | W | 11-1 | Biscayne | Miami, Fla. |
| 4/2 | W | 6-3 | Cornell | Coral Gables, Fla. | 4/28 | L | 0-1 | Florida Southern | Lakeland, Fla. |
| 4/8 | W | 1-0 | Florida A&M | Tallahassee, Fla. | 4/29 | L | 4-5 | Florida Southern | Lakeland, Fla. |
| 4/9 | L | 5-7 | Florida State | Tallahassee, Fla. | 5/2 | W | 9-0 | Biscayne | Coral Gables, Fla. |
| 4/10 | W | 7-4 | Florida State | Tallahassee, Fla. | 5/5 | W | 2-1 | Stetson | Coral Gables, Fla. |
| 4/14 | W | 6-2 | Biscayne | Coral Gables, Fla. | 5/6 | W | 7-0 | Stetson | Coral Gables, Fla. |
| 4/16 | W | 9-1 | Pace | Coral Gables, Fla. | 5/10 | W | 5-4 | Florida State | Tallahassee, Fla. |
| 4/17 | W | 4-0 | Tulane | Coral Gables, Fla. | 5/11 | W | 4-3 | Florida State | Tallahassee, Fla. |
| 4/17 | L | 3-4 | Tulane | Coral Gables, Fla. | 5/11 | L | 3-4 | Florida State (10) | Tallahassee, Fla. |
| 4/18 | W | 7-5 | Tulane | Coral Gables, Fla. | 5/12 | W | 15-0 | Florida A&M | Tallahassee, Fla. |
| 4/21 | W | 21-4 | Biscayne (8) | Miami, Fla. | 5/13 | W | 7-1 | Florida A&M | Tallahassee, Fla. |
| 4/23 | W | 6-3 | USF | Tampa, Fla. | | | | | |
| 4/24 | W | 4-1 | USF | Tampa, Fla. | | | | | |
| 4/26 | W | 13-5 | Florida | Gainesville, Fla. | | | | | |
| 4/27 | W | 1-0 | Florida (12) | Gainesville, Fla. | | | | | |
| 4/30 | W | 13-0 | Tampa (7) | Coral Gables, Fla. | | | | | |
| 5/1 | W | 11-8 | Tampa | Coral Gables, Fla. | | | | | |
| 5/5 | W | 7-0 | Biscayne | Coral Gables, Fla. | | | | | |
| 5/7 | W | 8-7 | Rollins | Winter Park, Fla. | | | | | |
| 5/8 | L | 0-5 | Rollins | Winter Park, Fla. | | | | | |
| 5/10 | L | 0-2 | Stetson | DeLand, Fla. | | | | | |
| 5/11 | W | 4-3 | Stetson | DeLand, Fla. | | | | | |
| 5/27+ | W | 4-3 | Georgia Tech | Gastonia, N.C. | | | | | |
| 5/28+ | L | 3-7 | Mississippi State | Gastonia, N.C. | | | | | |
| 5/29+ | L | 3-5 | Georgia Tech | Gastonia, N.C. | | | | | |

1973

42-17 (.712)

NCAA TOURNAMENT

| | | | | |
|------|---|-------|-------------------|--------------------|
| 2/16 | W | 5-1 | Florida State | Coral Gables, Fla. |
| 2/23 | W | 4-3 | Jacksonville (14) | Coral Gables, Fla. |
| 2/24 | W | 9-8 | Jacksonville | Coral Gables, Fla. |
| 3/2 | W | 7-0 | Florida | Coral Gables, Fla. |
| 3/3 | W | 11-1 | Florida | Coral Gables, Fla. |
| 3/6 | W | 9-2 | St. Joseph's | Coral Gables, Fla. |
| 3/7 | W | 4-3 | St. Joseph's | Coral Gables, Fla. |
| 3/9 | W | 7-0 | Stetson | DeLand, Fla. |
| 3/10 | W | 4-0 | Stetson | DeLand, Fla. |
| 3/10 | L | 2-4 | Stetson | DeLand, Fla. |
| 3/13 | W | 11-7 | Middle Tennessee | Coral Gables, Fla. |
| 3/14 | L | 1-3 | FIU | Coral Gables, Fla. |
| 3/15 | W | 8-0 | Middle Tennessee | Coral Gables, Fla. |
| 3/16 | W | 6-3 | Middle Tennessee | Coral Gables, Fla. |
| 3/17 | W | 13-12 | Southern Illinois | Coral Gables, Fla. |
| 3/18 | W | 12-1 | Southern Illinois | Coral Gables, Fla. |
| 3/19 | W | 6-5 | Ohio State | Coral Gables, Fla. |
| 3/20 | L | 3-4 | Cornell | Coral Gables, Fla. |
| 3/20 | L | 3-6 | Cornell | Coral Gables, Fla. |
| 3/21 | W | 15-2 | Michigan State | Coral Gables, Fla. |
| 3/22 | W | 8-1 | Michigan State | Coral Gables, Fla. |
| 3/23 | W | 10-4 | Ohio State | Coral Gables, Fla. |
| 3/24 | L | 6-7 | Florida State | Coral Gables, Fla. |
| 3/25 | L | 2-8 | Florida State | Coral Gables, Fla. |
| 3/26 | W | 10-0 | Army | Coral Gables, Fla. |
| 3/27 | W | 17-1 | Northern Iowa | Coral Gables, Fla. |
| 3/28 | L | 1-2 | Michigan State | Coral Gables, Fla. |
| 3/29 | W | 11-4 | Army | Coral Gables, Fla. |
| 3/30 | W | 6-4 | Northern Iowa | Coral Gables, Fla. |
| 3/31 | L | 6-13 | Michigan State | Coral Gables, Fla. |
| 4/4 | W | 14-2 | FIU | Coral Gables, Fla. |
| 4/5 | W | 4-3 | Biscayne | Coral Gables, Fla. |
| 4/7 | W | 19-2 | Florida Tech | Melbourne, Fla. |
| 4/9 | L | 6-7 | Florida | Gainesville, Fla. |
| 4/10 | L | 4-5 | Florida | Gainesville, Fla. |
| 4/11 | W | 10-1 | FIU | Coral Gables, Fla. |
| 4/13 | W | 4-2 | Florida Southern | Coral Gables, Fla. |
| 4/14 | L | 0-5 | Florida Southern | Coral Gables, Fla. |
| 4/19 | W | 10-1 | Florida State | Tallahassee, Fla. |
| 4/20 | L | 1-4 | Florida State | Tallahassee, Fla. |
| 4/21 | L | 0-4 | Florida A&M | Tallahassee, Fla. |
| 4/21 | L | 2-3 | Florida A&M | Tallahassee, Fla. |
| 4/23 | W | 5-3 | FIU | Coral Gables, Fla. |
| 4/25 | W | 26-3 | Biscayne | Coral Gables, Fla. |
| 4/27 | W | 3-2 | Tampa | Coral Gables, Fla. |

1972

32-17 (.653)

| | | | | |
|------|---|------|---------------------|--------------------|
| 2/25 | L | 5-8 | Jacksonville | Coral Gables, Fla. |
| 2/26 | W | 8-3 | Jacksonville | Coral Gables, Fla. |
| 3/3 | W | 18-6 | Florida | Coral Gables, Fla. |
| 3/4 | L | 3-6 | Florida | Coral Gables, Fla. |
| 3/8 | W | 7-2 | Biscayne | Coral Gables, Fla. |
| 3/10 | L | 3-6 | St. Joseph's | Coral Gables, Fla. |
| 3/11 | W | 7-1 | St. Joseph's | Coral Gables, Fla. |
| 3/11 | W | 4-3 | St. Joseph's | Coral Gables, Fla. |
| 3/12 | W | 5-2 | St. Joseph's | Coral Gables, Fla. |
| 3/17 | L | 4-10 | New Hampshire | Coral Gables, Fla. |
| 3/18 | W | 9-3 | New Hampshire | Coral Gables, Fla. |
| 3/19 | L | 4-7 | Florida State | Coral Gables, Fla. |
| 3/21 | W | 13-3 | Ohio State | Coral Gables, Fla. |
| 3/22 | W | 6-5 | Michigan State (10) | Coral Gables, Fla. |
| 3/23 | W | 6-0 | Southern Illinois | Coral Gables, Fla. |
| 3/24 | L | 4-7 | Ohio State | Coral Gables, Fla. |
| 3/25 | W | 3-2 | Michigan State (10) | Coral Gables, Fla. |
| 3/26 | L | 1-7 | Southern Illinois | Coral Gables, Fla. |
| 3/27 | W | 3-1 | Bernard Baruch | Coral Gables, Fla. |
| 3/28 | W | 9-0 | Lafayette | Coral Gables, Fla. |
| 3/29 | L | 1-6 | Michigan State | Coral Gables, Fla. |
| 3/30 | W | 5-4 | Bernard Baruch | Coral Gables, Fla. |
| 3/31 | W | 9-0 | Lafayette (F) | Coral Gables, Fla. |
| 4/1 | W | 6-0 | Michigan State | Coral Gables, Fla. |
| 4/3 | W | 5-4 | Rollins (10) | Coral Gables, Fla. |
| 4/3 | L | 3-10 | Rollins | Coral Gables, Fla. |
| 4/5 | W | 3-0 | LSU | New Orleans, La. |
| 4/5 | W | 12-3 | Bradley | New Orleans, La. |
| 4/6 | L | 3-4 | Loyola (MD) (11) | New Orleans, La. |
| 4/7 | W | 8-3 | Loyola (MD) | New Orleans, La. |
| 4/8 | L | 6-7 | Tulane | New Orleans, La. |
| 4/9 | L | 1-3 | Tulane | New Orleans, La. |
| 4/14 | W | 22-4 | South Florida | Coral Gables, Fla. |



ALL-TIME RESULTS

| | | | | | | | | | |
|-------|---|------|-------------------|--------------------|-------|---|------|-------------------|--------------------|
| 4/28 | W | 20-1 | Tampa | Coral Gables, Fla. | 5/3 | W | 20-2 | USF | Tampa, Fla. |
| 5/1 | W | 17-0 | Biscayne | Coral Gables, Fla. | 5/4 | W | 9-7 | USF | Tampa, Fla. |
| 5/2 | W | 16-2 | Biscayne | Coral Gables, Fla. | 5/7 | W | 18-1 | Biscayne | Miami, Fla. |
| 5/4 | L | 3-4 | Jacksonville | Jacksonville, Fla. | 5/10 | L | 7-9 | Stetson | Coral Gables, Fla. |
| 5/5 | W | 15-3 | Jacksonville | Jacksonville, Fla. | 5/11 | W | 4-3 | Stetson | Coral Gables, Fla. |
| 5/7 | W | 6-4 | Rollins | Winter Park, Fla. | 5/23+ | W | 2-1 | Georgia Southern | Starkville, Miss. |
| 5/8 | W | 6-2 | Rollins | Winter Park, Fla. | 5/24+ | W | 7-1 | Vanderbilt | Starkville, Miss. |
| 5/11 | W | 6-0 | Florida Tech | Coral Gables, Fla. | 5/25+ | W | 5-0 | South Carolina | Starkville, Miss. |
| 5/12 | W | 10-1 | Florida Tech | Coral Gables, Fla. | 5/26+ | L | 1-3 | South Carolina | Starkville, Miss. |
| 5/24+ | W | 5-3 | South Alabama | Starkville, Miss. | 5/27+ | W | 2-1 | South Carolina | Starkville, Miss. |
| 5/25+ | L | 0-1 | Georgia Southern | Starkville, Miss. | 6/7# | W | 4-1 | Harvard | Omaha, Neb. |
| 5/27+ | W | 13-6 | Appalachian State | Starkville, Miss. | 6/10# | W | 5-1 | Oklahoma | Omaha, Neb. |
| 5/28+ | W | 6-5 | Vanderbilt | Starkville, Miss. | 6/12# | W | 7-3 | USC | Omaha, Neb. |
| 5/29+ | L | 1-4 | Georgia Southern | Starkville, Miss. | 6/13# | L | 3-4 | Southern Illinois | Omaha, Neb. |
| | | | | | 6/15# | L | 3-7 | USC | Omaha, Neb. |

1974

51-11 (.823)

COLLEGE WORLD SERIES

| | | | | |
|------|---|------|-----------------------|--------------------|
| 2/22 | W | 3-2 | Jacksonville | Coral Gables, Fla. |
| 2/23 | W | 9-8 | Jacksonville | Coral Gables, Fla. |
| 2/27 | W | 12-0 | Biscayne | Coral Gables, Fla. |
| 3/1 | W | 4-3 | Florida (10) | Coral Gables, Fla. |
| 3/2 | L | 6-9 | Florida (12) | Coral Gables, Fla. |
| 3/3 | W | 3-0 | Florida Tech | Coral Gables, Fla. |
| 3/3 | L | 1-7 | Florida Tech | Coral Gables, Fla. |
| 3/5 | W | 9-2 | St. Joseph's | Coral Gables, Fla. |
| 3/6 | W | 5-2 | St. Joseph's | Coral Gables, Fla. |
| 3/8 | L | 0-1 | Florida Southern (10) | Lakeland, Fla. |
| 3/9 | W | 3-2 | Florida Southern | Lakeland, Fla. |
| 3/11 | W | 7-4 | Indiana | Coral Gables, Fla. |
| 3/12 | W | 4-2 | Indiana | Coral Gables, Fla. |
| 3/12 | W | 7-6 | Indiana | Coral Gables, Fla. |
| 3/13 | W | 9-3 | Memphis | Coral Gables, Fla. |
| 3/14 | W | 5-2 | Memphis | Coral Gables, Fla. |
| 3/16 | W | 3-2 | Florida State | Coral Gables, Fla. |
| 3/17 | W | 4-3 | Florida State | Coral Gables, Fla. |
| 3/18 | W | 4-3 | Seton Hall (10) | Coral Gables, Fla. |
| 3/19 | W | 16-1 | Ohio State | Coral Gables, Fla. |
| 3/20 | W | 5-2 | Buffalo | Coral Gables, Fla. |
| 3/20 | W | 6-2 | Seton Hall | Coral Gables, Fla. |
| 3/22 | W | 16-1 | Buffalo | Coral Gables, Fla. |
| 3/22 | W | 5-0 | Ohio State | Coral Gables, Fla. |
| 3/23 | W | 4-1 | Michigan State | Coral Gables, Fla. |
| 3/25 | W | 12-3 | Montclair State | Coral Gables, Fla. |
| 3/26 | W | 6-1 | Southern Illinois | Coral Gables, Fla. |
| 3/27 | W | 10-3 | Michigan State | Coral Gables, Fla. |
| 3/28 | W | 12-3 | Montclair State | Coral Gables, Fla. |
| 3/29 | W | 6-1 | Southern Illinois | Coral Gables, Fla. |
| 3/30 | W | 13-3 | Michigan State | Coral Gables, Fla. |
| 4/3 | W | 9-4 | FIU | Coral Gables, Fla. |
| 4/4 | W | 5-1 | FIU | Coral Gables, Fla. |
| 4/8 | W | 4-0 | Florida | Gainesville, Fla. |
| 4/9 | W | 6-5 | Florida | Gainesville, Fla. |
| 4/12 | W | 9-6 | Rollins | Coral Gables, Fla. |
| 4/13 | L | 4-8 | Rollins | Coral Gables, Fla. |
| 4/18 | L | 1-2 | Florida State | Tallahassee, Fla. |
| 4/18 | L | 4-7 | Florida State | Tallahassee, Fla. |
| 4/20 | W | 17-3 | Florida State | Tallahassee, Fla. |
| 4/21 | W | 4-2 | Florida A&M | Tallahassee, Fla. |
| 4/21 | L | 5-8 | Florida A&M | Tallahassee, Fla. |
| 4/23 | W | 6-2 | FIU | Miami, Fla. |
| 4/24 | W | 13-5 | Biscayne | Coral Gables, Fla. |
| 4/26 | W | 7-2 | Tampa | Coral Gables, Fla. |
| 4/27 | W | 11-1 | Tampa | Coral Gables, Fla. |
| 5/1 | W | 19-1 | Biscayne | Coral Gables, Fla. |

1975

NCAA TOURNAMENT

| | | | | |
|------|---|------|-----------------------|--------------------|
| 2/28 | W | 1-0 | Jacksonville (10) | Coral Gables, Fla. |
| 3/1 | W | 19-1 | Jacksonville | Coral Gables, Fla. |
| 3/2 | W | 10-7 | St. Joseph's | Coral Gables, Fla. |
| 3/2 | W | 4-1 | St. Joseph's | Coral Gables, Fla. |
| 3/4 | W | 12-5 | Stetson | DeLand, Fla. |
| 3/5 | W | 5-2 | Stetson | DeLand, Fla. |
| 3/7 | L | 2-8 | Florida | Gainesville, Fla. |
| 3/8 | L | 1-2 | Florida | Gainesville, Fla. |
| 3/10 | W | 10-1 | Buffalo | Coral Gables, Fla. |
| 3/11 | W | 16-3 | FIU | Miami, Fla. |
| 3/12 | W | 6-2 | Biscayne | Coral Gables, Fla. |
| 3/13 | W | 8-6 | Buffalo | Coral Gables, Fla. |
| 3/14 | W | 11-0 | Mercer | Coral Gables, Fla. |
| 3/15 | W | 4-2 | Michigan State | Coral Gables, Fla. |
| 3/16 | W | 8-5 | Buffalo | Coral Gables, Fla. |
| 3/18 | L | 2-6 | Mercer | Coral Gables, Fla. |
| 3/18 | W | 14-1 | Michigan State | Coral Gables, Fla. |
| 3/19 | W | 6-1 | Michigan State | Coral Gables, Fla. |
| 3/20 | W | 3-2 | Buffalo | Coral Gables, Fla. |
| 3/21 | L | 1-3 | LSU | Coral Gables, Fla. |
| 3/22 | W | 9-2 | LSU | Coral Gables, Fla. |
| 3/23 | W | 13-0 | LSU | Coral Gables, Fla. |
| 3/25 | L | 0-3 | Florida State | Coral Gables, Fla. |
| 3/26 | L | 7-10 | Florida State | Coral Gables, Fla. |
| 3/27 | W | 7-4 | Army | Coral Gables, Fla. |
| 3/28 | W | 13-1 | Army | Coral Gables, Fla. |
| 3/29 | W | 7-0 | Army | Coral Gables, Fla. |
| 3/30 | L | 6-14 | Westchester State | Coral Gables, Fla. |
| 3/31 | L | 3-5 | Westchester State | Coral Gables, Fla. |
| 4/1 | W | 8-6 | FIU | Coral Gables, Fla. |
| 4/4 | L | 0-8 | Florida State | Tallahassee, Fla. |
| 4/5 | L | 2-5 | Florida State | Tallahassee, Fla. |
| 4/8 | W | 3-2 | FIU | Coral Gables, Fla. |
| 4/9 | W | 2-1 | Biscayne | Miami, Fla. |
| 4/11 | W | 6-2 | USF | Coral Gables, Fla. |
| 4/12 | W | 6-2 | USF | Coral Gables, Fla. |
| 4/13 | W | 12-1 | Tampa | Coral Gables, Fla. |
| 4/15 | W | 6-5 | Tampa | Coral Gables, Fla. |
| 4/16 | W | 7-1 | Biscayne | Coral Gables, Fla. |
| 4/18 | W | 3-2 | Tulane | Coral Gables, Fla. |
| 4/19 | W | 9-8 | Tulane | Coral Gables, Fla. |
| 4/20 | W | 2-1 | Tulane | Coral Gables, Fla. |
| 4/22 | W | 9-3 | FIU | Miami, Fla. |
| 4/23 | W | 3-2 | Florida Southern (10) | Coral Gables, Fla. |
| 4/24 | W | 5-4 | Florida Southern | Coral Gables, Fla. |

45-14 (.763)

ALL-TIME RESULTS

| | | | | | | | | | |
|-------|---|-----|---------------|--------------------|-------|---|------|------------------|--------------------|
| 4/25 | W | 3-1 | Eckerd | Coral Gables, Fla. | 5/1 | W | 6-5 | Stetson (12) | Coral Gables, Fla. |
| 4/26 | W | 3-1 | Eckerd | Coral Gables, Fla. | 5/3 | L | 1-6 | Georgia Southern | Statesboro, Ga. |
| 5/1 | W | 8-0 | Biscayne | Coral Gables, Fla. | 5/4 | W | 8-2 | Georgia Southern | Statesboro, Ga. |
| 5/3 | W | 6-1 | Florida | Coral Gables, Fla. | 5/5 | W | 6-1 | Florida State | Tallahassee, Fla. |
| 5/4 | W | 6-5 | Florida | Coral Gables, Fla. | 5/6 | W | 9-7 | Florida State | Tallahassee, Fla. |
| 5/6 | W | 5-2 | Jacksonville | Jacksonville, Fla. | 5/6 | L | 4-20 | Florida State | Tallahassee, Fla. |
| 5/7 | W | 1-0 | Jacksonville | Jacksonville, Fla. | 5/28+ | L | 3-11 | Oklahoma | Arlington, Texas |
| 5/8 | L | 5-6 | Rollins | Winter Park, Fla. | 5/29+ | W | 6-0 | Lamar | Arlington, Texas |
| 5/9 | L | 0-1 | Florida Tech | Orlando, Fla. | 5/30+ | L | 0-5 | Texas | Arlington, Texas |
| 5/23+ | L | 0-1 | Florida State | Starkville, Miss. | | | | | |
| 5/24+ | W | 8-7 | Murray State | Starkville, Miss. | | | | | |
| 5/24+ | W | 8-1 | LSU | Starkville, Miss. | | | | | |
| 5/25+ | L | 5-6 | Florida State | Starkville, Miss. | | | | | |

1976

NCAA TOURNAMENT

| | | | | |
|------|---|-------|---------------------|--------------------|
| 2/23 | L | 1-5 | Florida State | Coral Gables, Fla. |
| 2/27 | W | 4-1 | Tampa | Coral Gables, Fla. |
| 2/28 | W | 4-0 | Tampa | Coral Gables, Fla. |
| 3/1 | L | 2-12 | Florida | Gainesville, Fla. |
| 3/2 | L | 6-9 | Florida | Gainesville, Fla. |
| 3/3 | W | 6-3 | Florida Southern | Lakeland, Fla. |
| 3/4 | W | 3-1 | Tampa | Tampa, Fla. |
| 3/5 | W | 1-0 | USF | Tampa, Fla. |
| 3/6 | L | 0-3 | USF | Tampa, Fla. |
| 3/8 | W | 10-2 | North Carolina | Coral Gables, Fla. |
| 3/9 | W | 2-1 | North Carolina (10) | Coral Gables, Fla. |
| 3/9 | W | 2-1 | North Carolina | Coral Gables, Fla. |
| 3/10 | L | 4-6 | North Carolina | Coral Gables, Fla. |
| 3/12 | W | 4-3 | Westchester State | Coral Gables, Fla. |
| 3/13 | W | 13-0 | Southern Illinois | Coral Gables, Fla. |
| 3/14 | W | 19-3 | Southern Illinois | Coral Gables, Fla. |
| 3/15 | L | 2-9 | Southern Illinois | Coral Gables, Fla. |
| 3/16 | W | 9-6 | Southern Illinois | Coral Gables, Fla. |
| 3/17 | W | 4-1 | Mercer | Coral Gables, Fla. |
| 3/18 | W | 5-4 | Mercer | Coral Gables, Fla. |
| 3/19 | W | 11-3 | Mercer | Coral Gables, Fla. |
| 3/20 | W | 6-2 | Michigan State | Coral Gables, Fla. |
| 3/22 | W | 10-1 | Massachusetts | Coral Gables, Fla. |
| 3/23 | W | 9-3 | Seton Hall | Coral Gables, Fla. |
| 3/24 | W | 6-5 | Michigan State | Coral Gables, Fla. |
| 3/25 | W | 18-6 | Massachusetts | Coral Gables, Fla. |
| 3/26 | W | 5-1 | Seton Hall | Coral Gables, Fla. |
| 3/27 | W | 9-6 | Michigan State | Coral Gables, Fla. |
| 3/29 | W | 10-0 | Michigan State | Coral Gables, Fla. |
| 3/29 | W | 9-3 | Michigan State | Coral Gables, Fla. |
| 3/30 | W | 13-3 | Michigan State | Coral Gables, Fla. |
| 4/1 | W | 3-1 | Maine | Coral Gables, Fla. |
| 4/2 | W | 8-2 | Maine | Coral Gables, Fla. |
| 4/3 | W | 7-5 | Maine | Coral Gables, Fla. |
| 4/5* | L | 4-11 | Baltimore Orioles | Coral Gables, Fla. |
| 4/8 | W | 6-3 | Biscayne | Miami, Fla. |
| 4/9 | W | 2-0 | Eckerd | Coral Gables, Fla. |
| 4/10 | L | 4-5 | Eckerd | Coral Gables, Fla. |
| 4/14 | W | 11-1 | FIU | Miami, Fla. |
| 4/16 | W | 6-2 | Biscayne | Coral Gables, Fla. |
| 4/17 | W | 10-1 | Biscayne | Miami, Fla. |
| 4/20 | L | 11-12 | FIU | Miami, Fla. |
| 4/22 | W | 7-4 | Jacksonville | Jacksonville, Fla. |
| 4/23 | L | 0-2 | Jacksonville | Jacksonville, Fla. |
| 4/27 | W | 15-5 | FIU | Coral Gables, Fla. |
| 4/28 | L | 2-3 | Biscayne (13) | Coral Gables, Fla. |
| 4/29 | L | 6-7 | FIU | Coral Gables, Fla. |
| 4/30 | W | 14-1 | Stetson | Coral Gables, Fla. |

41-15 (.732)

1977

NCAA TOURNAMENT

| | | | | |
|-------|---|-------|-----------------------|--------------------|
| 2/18 | L | 6-7 | Stetson | DeLand, Fla. |
| 2/19 | W | 6-0 | Stetson | DeLand, Fla. |
| 2/22 | W | 5-0 | St. Leo | Coral Gables, Fla. |
| 2/23 | W | 6-5 | St. Leo | Coral Gables, Fla. |
| 2/25 | L | 6-9 | Florida | Coral Gables, Fla. |
| 2/26 | W | 5-4 | Florida | Coral Gables, Fla. |
| 3/1 | W | 3-2 | FIU | Coral Gables, Fla. |
| 3/2 | W | 10-2 | Biscayne | Miami, Fla. |
| 3/5 | W | 6-5 | Florida Southern (12) | Coral Gables, Fla. |
| 3/7 | L | 1-4 | LSU | Baton Rouge, La. |
| 3/8 | W | 6-4 | LSU | Baton Rouge, La. |
| 3/9 | L | 0-1 | LSU | New Orleans, La. |
| 3/10 | W | 2-1 | LSU | New Orleans, La. |
| 3/11 | W | 11-6 | Tulane | New Orleans, La. |
| 3/14 | L | 4-7 | Miami (OH) | Coral Gables, Fla. |
| 3/15 | W | 6-3 | Biscayne | Coral Gables, Fla. |
| 3/16 | W | 4-3 | Biscayne | Coral Gables, Fla. |
| 3/17 | L | 4-5 | Miami (OH) | Coral Gables, Fla. |
| 3/18 | W | 16-5 | Seton Hall | Coral Gables, Fla. |
| 3/19 | W | 13-7 | Southern Illinois | Coral Gables, Fla. |
| 3/20 | W | 18-3 | Bowling Green | Coral Gables, Fla. |
| 3/21 | W | 4-3 | Massachusetts (10) | Coral Gables, Fla. |
| 3/22 | W | 8-1 | Maine | Coral Gables, Fla. |
| 3/23 | L | 4-7 | Southern Illinois | Coral Gables, Fla. |
| 3/24 | L | 2-3 | Massachusetts (11) | Coral Gables, Fla. |
| 3/25 | W | 6-1 | Maine | Coral Gables, Fla. |
| 3/26 | W | 1-0 | Southern Illinois | Coral Gables, Fla. |
| 3/27 | W | 8-7 | Maine | Coral Gables, Fla. |
| 3/29 | W | 12-5 | FIU | Miami, Fla. |
| 3/30 | W | 10-3 | Buffalo | Coral Gables, Fla. |
| 3/31* | L | 7-11 | Baltimore Orioles | Coral Gables, Fla. |
| 4/1 | W | 11-0 | Buffalo | Coral Gables, Fla. |
| 4/2 | W | 11-3 | Jacksonville | Coral Gables, Fla. |
| 4/3 | L | 3-6 | Jacksonville | Coral Gables, Fla. |
| 4/4 | W | 7-5 | Buffalo | Coral Gables, Fla. |
| 4/5 | W | 12-0 | Buffalo | Coral Gables, Fla. |
| 4/7 | W | 10-1 | Tampa | Coral Gables, Fla. |
| 4/8 | W | 10-1 | Georgia Southern | Coral Gables, Fla. |
| 4/9 | W | 4-3 | Georgia Southern | Coral Gables, Fla. |
| 4/11 | W | 13-4 | Buffalo | Coral Gables, Fla. |
| 4/12 | W | 3-0 | Buffalo | Coral Gables, Fla. |
| 4/15 | W | 17-10 | USF | Coral Gables, Fla. |
| 4/16 | W | 15-4 | USF | Coral Gables, Fla. |
| 4/19 | L | 10-14 | Florida State | Tallahassee, Fla. |
| 4/20 | W | 10-4 | Florida State | Tallahassee, Fla. |
| 4/22 | W | 4-0 | Biscayne | Coral Gables, Fla. |
| 4/23 | W | 7-5 | Biscayne | Coral Gables, Fla. |
| 4/25 | W | 12-10 | Florida State | Coral Gables, Fla. |
| 4/26 | W | 12-3 | Florida State | Coral Gables, Fla. |
| 4/26 | W | 10-2 | Florida State | Coral Gables, Fla. |
| 4/29 | W | 13-4 | Eckerd | Coral Gables, Fla. |
| 4/30 | L | 3-4 | Eckerd | Coral Gables, Fla. |

44-13 (.772)



ALL-TIME RESULTS

| | | | | | | | | | |
|-------|---|------|----------------|--------------------|-------|---|------|---------------|--------------------|
| 5/4 | W | 7-6 | FIU | Miami, Fla. | 5/20+ | W | 7-2 | Florida State | Coral Gables, Fla. |
| 5/20+ | W | 6-1 | Morehead State | Coral Gables, Fla. | 5/21+ | W | 7-5 | Clemson | Coral Gables, Fla. |
| 5/21+ | W | 5-2 | Mississippi | Coral Gables, Fla. | 5/21+ | W | 6-0 | Marshall | Coral Gables, Fla. |
| 5/22+ | W | 10-3 | Clemson | Coral Gables, Fla. | 5/22+ | W | 5-1 | Marshall | Coral Gables, Fla. |
| 5/22+ | L | 9-10 | Clemson | Coral Gables, Fla. | 6/2# | L | 3-9 | USC | Omaha, Neb. |
| 5/23+ | L | 2-7 | Clemson | Coral Gables, Fla. | 6/3# | W | 12-1 | Baylor | Omaha, Neb. |
| | | | | | 6/5# | W | 5-3 | Oral Roberts | Omaha, Neb. |
| | | | | | 6/7# | L | 11-3 | Arizona State | Omaha, Neb. |

1978

50-12 (.806)

COLLEGE WORLD SERIES

| | | | | |
|-------|---|------|-------------------|--------------------|
| 2/17 | W | 5-0 | Florida Tech | Coral Gables, Fla. |
| 2/25 | L | 4-5 | Florida | Gainesville, Fla. |
| 2/26 | L | 3-4 | Florida | Gainesville, Fla. |
| 2/27 | W | 5-2 | Florida A&M | Coral Gables, Fla. |
| 2/28 | W | 13-2 | Florida A&M | Coral Gables, Fla. |
| 3/1 | W | 9-5 | Biscayne | Miami, Fla. |
| 3/3 | W | 7-5 | Jacksonville | Coral Gables, Fla. |
| 3/4 | W | 3-1 | Jacksonville | Coral Gables, Fla. |
| 3/6 | W | 11-0 | St. Joseph's | Coral Gables, Fla. |
| 3/7 | W | 6-4 | St. Joseph's | Coral Gables, Fla. |
| 3/9 | W | 27-3 | Florida Tech | Orlando, Fla. |
| 3/10 | W | 10-1 | Florida Tech | Orlando, Fla. |
| 3/11 | W | 7-4 | Florida Tech | Orlando, Fla. |
| 3/13 | W | 14-2 | Biscayne | Miami, Fla. |
| 3/15 | W | 7-1 | New York Tech | Coral Gables, Fla. |
| 3/15 | W | 6-5 | New York Tech | Coral Gables, Fla. |
| 3/16 | W | 3-2 | Western Kentucky | Coral Gables, Fla. |
| 3/17 | L | 0-12 | Southern Illinois | Coral Gables, Fla. |
| 3/18 | L | 4-7 | Miami (OH) | Coral Gables, Fla. |
| 3/19 | W | 5-1 | Bowling Green | Coral Gables, Fla. |
| 3/20 | W | 8-1 | Westchester State | Coral Gables, Fla. |
| 3/21 | W | 3-1 | Southern Illinois | Coral Gables, Fla. |
| 3/22 | W | 3-0 | Massachusetts | Coral Gables, Fla. |
| 3/23 | W | 5-2 | Westchester State | Coral Gables, Fla. |
| 3/24 | W | 4-2 | Southern Illinois | Coral Gables, Fla. |
| 3/25 | W | 19-4 | Massachusetts | Coral Gables, Fla. |
| 3/27 | W | 12-2 | Howard | Coral Gables, Fla. |
| 3/27 | W | 3-1 | Buffalo | Coral Gables, Fla. |
| 3/28 | W | 6-1 | Glassboro State | Coral Gables, Fla. |
| 3/29 | W | 3-2 | Buffalo (10) | Coral Gables, Fla. |
| 3/30 | W | 8-1 | Buffalo | Coral Gables, Fla. |
| 3/31 | W | 4-2 | Buffalo | Coral Gables, Fla. |
| 4/1 | L | 4-6 | Buffalo | Coral Gables, Fla. |
| 4/2 | W | 3-1 | Buffalo | Coral Gables, Fla. |
| 4/5* | L | | Montreal Expos | Coral Gables, Fla. |
| 4/8 | W | 5-4 | Tampa | Coral Gables, Fla. |
| 4/8 | W | 9-2 | Tampa | Coral Gables, Fla. |
| 4/9 | L | 1-2 | USF | Coral Gables, Fla. |
| 4/11 | L | 4-6 | Biscayne | Miami, Fla. |
| 4/14 | W | 8-1 | Mercer | Atlanta, Ga. |
| 4/14 | W | 8-1 | Mercer | Atlanta, Ga. |
| 4/15 | W | 12-4 | Troy | Atlanta, Ga. |
| 4/16 | W | 18-3 | Georgia Tech | Atlanta, Ga. |
| 4/18 | W | 10-6 | FIU | Miami, Fla. |
| 4/21 | L | 2-3 | USF | Tampa, Fla. |
| 4/22 | W | 3-1 | USF | Tampa, Fla. |
| 4/26 | W | 4-1 | Biscayne | Coral Gables, Fla. |
| 4/28 | W | 10-2 | Stetson | Coral Gables, Fla. |
| 4/29 | W | 5-4 | Stetson (10) | Coral Gables, Fla. |
| 5/3 | W | 3-2 | FIU (10) | Coral Gables, Fla. |
| 5/9 | W | 6-1 | Georgia Southern | Statesboro, Ga. |
| 5/10 | W | 7-5 | Georgia Southern | Statesboro, Ga. |
| 5/11 | L | 3-6 | Jacksonville | Jacksonville, Fla. |
| 5/12 | W | 7-6 | Jacksonville | Jacksonville, Fla. |
| 5/19+ | L | 5-8 | Clemson | Coral Gables, Fla. |

1979

55-11 (.833)

COLLEGE WORLD SERIES

| | | | | |
|------|---|-------|----------------------|--------------------|
| 2/16 | W | 7-5 | Marshall | Coral Gables, Fla. |
| 2/17 | W | 8-3 | Marshall | Coral Gables, Fla. |
| 2/23 | W | 11-3 | FIU | Coral Gables, Fla. |
| 2/24 | W | 12-4 | FIU | Coral Gables, Fla. |
| 3/1 | W | 17-0 | Florida A&M | Coral Gables, Fla. |
| 3/2 | W | 14-0 | Florida A&M | Coral Gables, Fla. |
| 3/3 | W | 8-2 | Florida | Coral Gables, Fla. |
| 3/4 | W | 5-2 | Florida | Coral Gables, Fla. |
| 3/5 | W | 20-8 | James Madison | Coral Gables, Fla. |
| 3/6 | W | 6-2 | St. Joseph's | Coral Gables, Fla. |
| 3/7 | L | 0-6 | Jacksonville | Jacksonville, Fla. |
| 3/9 | W | 8-5 | St. Joseph's | Coral Gables, Fla. |
| 3/10 | W | 11-6 | Ithaca | Coral Gables, Fla. |
| 3/10 | W | 11-2 | Southern Illinois | Coral Gables, Fla. |
| 3/11 | W | 21-0 | Ithaca | Coral Gables, Fla. |
| 3/12 | L | 1-2 | Oklahoma State | Coral Gables, Fla. |
| 3/13 | L | 0-7 | Southern Illinois | Coral Gables, Fla. |
| 3/14 | W | 3-1 | Texas A&M | Coral Gables, Fla. |
| 3/15 | W | 6-0 | Oklahoma State | Coral Gables, Fla. |
| 3/16 | W | 5-3 | Southern Illinois | Coral Gables, Fla. |
| 3/17 | L | 3-4 | Texas A&M (12) | Coral Gables, Fla. |
| 3/19 | W | 9-0 | Arizona State | Coral Gables, Fla. |
| 3/20 | W | 10-1 | Arizona State | Coral Gables, Fla. |
| 3/21 | W | 11-9 | Arizona State | Coral Gables, Fla. |
| 3/22 | W | 7-4 | Georgia Southern | Coral Gables, Fla. |
| 3/23 | W | 10-6 | Georgia Southern | Coral Gables, Fla. |
| 3/24 | W | 10-1 | Bowling Green | Coral Gables, Fla. |
| 3/26 | W | 12-5 | Long Island | Coral Gables, Fla. |
| 3/27 | W | 10-3 | St. Francis Brooklyn | Coral Gables, Fla. |
| 3/28 | L | 1-3 | Glassboro State | Coral Gables, Fla. |
| 3/28 | W | 15-5 | St. Francis Brooklyn | Coral Gables, Fla. |
| 3/29 | W | 9-4 | Glassboro State | Coral Gables, Fla. |
| 3/30 | W | 4-3 | Florida State | Coral Gables, Fla. |
| 3/31 | W | 5-3 | Florida State | Coral Gables, Fla. |
| 4/1* | L | 3-5 | Baltimore Orioles | Coral Gables, Fla. |
| 4/2 | W | 22-14 | Jacksonville | Coral Gables, Fla. |
| 4/3 | W | 5-0 | Jacksonville | Coral Gables, Fla. |
| 4/3 | W | 14-5 | Jacksonville | Coral Gables, Fla. |
| 4/5 | W | 5-3 | Buffalo | Coral Gables, Fla. |
| 4/6 | L | 3-9 | USF | Tampa, Fla. |
| 4/7 | W | 3-2 | USF | Tampa, Fla. |
| 4/8 | W | 8-3 | Buffalo | Coral Gables, Fla. |
| 4/8 | W | 10-4 | Howard | Coral Gables, Fla. |
| 4/9 | W | 10-7 | Buffalo | Coral Gables, Fla. |
| 4/10 | W | 3-0 | Buffalo | Coral Gables, Fla. |
| 4/11 | L | 2-9 | Florida State | Tallahassee, Fla. |
| 4/12 | L | 2-3 | Florida State (11) | Tallahassee, Fla. |
| 4/13 | W | 1-0 | Florida A&M (11) | Tallahassee, Fla. |
| 4/13 | L | 0-5 | Florida A&M | Tallahassee, Fla. |
| 4/14 | W | 5-3 | Buffalo | Coral Gables, Fla. |
| 4/15 | W | 10-0 | Buffalo | Coral Gables, Fla. |
| 4/18 | W | 10-1 | Biscayne | Coral Gables, Fla. |
| 4/20 | W | 12-3 | Stetson | DeLand, Fla. |

ALL-TIME RESULTS

| | | | | | | | | | |
|-------|---|-------|--------------------|--------------------|-------|---|------|------------------|--------------------|
| 4/20 | W | 4-0 | Stetson | DeLand, Fla. | 4/15 | W | 7-4 | Biscayne | Coral Gables, Fla. |
| 4/21 | W | 14-10 | Stetson | DeLand, Fla. | 4/16 | W | 2-1 | Biscayne | Coral Gables, Fla. |
| 4/24 | W | 5-1 | Biscayne | Coral Gables, Fla. | 4/18 | W | 6-4 | USF | Coral Gables, Fla. |
| 4/27 | W | 10-3 | USF | Coral Gables, Fla. | 4/19 | W | 9-4 | Biscayne | Coral Gables, Fla. |
| 4/28 | W | 14-7 | USF | Coral Gables, Fla. | 4/22 | L | 4-6 | FIU | Coral Gables, Fla. |
| 5/10 | W | 9-0 | South Carolina | Columbia, S.C. | 4/25 | W | 17-6 | Stetson | Coral Gables, Fla. |
| 5/11 | W | 9-0 | South Carolina (F) | Columbia, S.C. | 4/26 | W | 11-4 | Stetson | Coral Gables, Fla. |
| 5/13 | W | 3-1 | South Carolina | Columbia, S.C. | 4/27 | W | 3-2 | Stetson (10) | Coral Gables, Fla. |
| 5/14 | W | 6-1 | South Carolina | Columbia, S.C. | 4/29 | W | 13-6 | FIU | Coral Gables, Fla. |
| 5/18+ | W | 3-1 | The Citadel (16) | Coral Gables, Fla. | 4/30 | W | 15-0 | Biscayne | Coral Gables, Fla. |
| 5/19+ | W | 2-1 | Clemson | Coral Gables, Fla. | 5/3 | W | 10-6 | Florida State | Tallahassee, Fla. |
| 5/20+ | W | 4-1 | Clemson | Coral Gables, Fla. | 5/4 | L | 5-7 | Florida State | Tallahassee, Fla. |
| 6/1# | L | 1-5 | Arizona | Omaha, Neb. | 5/5 | W | 7-5 | Florida State | Tallahassee, Fla. |
| 6/2# | L | 3-9 | Pepperdine | Omaha, Neb. | 5/6 | L | 3-4 | Florida A&M (10) | Tallahassee, Fla. |
| | | | | | 5/7 | W | 13-6 | Florida A&M | Tallahassee, Fla. |
| | | | | | 5/8 | W | 9-2 | Mercer | Macon, Ga. |
| | | | | | 5/9 | W | 8-2 | Mercer | Macon, Ga. |
| | | | | | 5/10 | W | 4-3 | Mercer | Macon, Ga. |
| | | | | | 5/25+ | W | 15-6 | South Alabama | Coral Gables, Fla. |
| | | | | | 5/26+ | W | 10-3 | James Madison | Coral Gables, Fla. |
| | | | | | 5/27+ | W | 10-1 | Delaware | Coral Gables, Fla. |
| | | | | | 5/31# | W | 13-5 | Clemson | Omaha, Neb. |
| | | | | | 6/2# | W | 3-2 | Michigan | Omaha, Neb. |
| | | | | | 6/3# | L | 3-9 | Hawaii | Omaha, Neb. |
| | | | | | 6/4# | L | 3-4 | California | Omaha, Neb. |

1980

59-12 (.831)

COLLEGE WORLD SERIES

| | | | | |
|-------|---|------|-------------------|------------------------|
| 2/9 | W | 9-1 | Lamar | Coral Gables, Fla. |
| 2/10 | W | 11-5 | Lamar | Coral Gables, Fla. |
| 2/11 | W | 21-1 | Lamar | Coral Gables, Fla. |
| 2/16 | W | 7-0 | Florida | Gainesville, Fla. |
| 2/17 | W | 5-0 | Florida | Gainesville, Fla. |
| 2/18 | W | 5-1 | Jacksonville | Jacksonville, Fla. |
| 2/19 | L | 6-7 | Jacksonville | Jacksonville, Fla. |
| 2/19 | W | 4-0 | Jacksonville | Jacksonville, Fla. |
| 2/22 | W | 10-0 | Florida State | Coral Gables, Fla. |
| 2/23 | W | 4-3 | Florida State | Coral Gables, Fla. |
| 2/24 | L | 8-9 | Florida State | Coral Gables, Fla. |
| 2/26 | W | 7-2 | St. Leo | Coral Gables, Fla. |
| 2/27 | W | 20-2 | St. Leo | Coral Gables, Fla. |
| 2/29 | W | 2-0 | South Alabama | Coral Gables, Fla. |
| 3/1 | L | 4-7 | South Alabama | Coral Gables, Fla. |
| 3/2 | W | 7-1 | South Alabama | Coral Gables, Fla. |
| 3/4 | W | 6-0 | St. Joseph's | Coral Gables, Fla. |
| 3/5 | W | 12-4 | St. Joseph's | Coral Gables, Fla. |
| 3/6 | L | 1-2 | Buffalo | Coral Gables, Fla. |
| 3/7 | W | 4-3 | USF | Tampa, Fla. |
| 3/8 | W | 8-0 | USF | Tampa, Fla. |
| 3/9 | W | 15-8 | Buffalo | Coral Gables, Fla. |
| 3/10 | W | 14-7 | Buffalo | Coral Gables, Fla. |
| 3/12 | W | 2-0 | Indiana State | Coral Gables, Fla. |
| 3/13* | L | 2-8 | Baltimore Orioles | Coral Gables, Fla. |
| 3/14 | W | 2-1 | Oklahoma State | Coral Gables, Fla. |
| 3/15 | W | 3-1 | Indiana State | Coral Gables, Fla. |
| 3/17 | W | 5-1 | Southern Illinois | Coral Gables, Fla. |
| 3/18 | L | 2-5 | Southern Illinois | Coral Gables, Fla. |
| 3/19 | W | 7-2 | Miami (OH) | Coral Gables, Fla. |
| 3/20 | W | 9-4 | Southern Illinois | Coral Gables, Fla. |
| 3/21 | W | 7-1 | Bowling Green | Coral Gables, Fla. |
| 3/22 | W | 8-1 | Southern Illinois | Coral Gables, Fla. |
| 3/25 | W | 11-2 | Delaware | Coral Gables, Fla. |
| 3/26 | W | 11-4 | Florida A&M | Coral Gables, Fla. |
| 3/27 | W | 20-1 | Florida A&M (7) | Coral Gables, Fla. |
| 3/28 | W | 8-3 | Bowling Green | Coral Gables, Fla. |
| 3/29 | W | 8-5 | Jacksonville | Coral Gables, Fla. |
| 3/30 | W | 12-5 | Jacksonville | Coral Gables, Fla. |
| 3/31 | W | 14-2 | Jacksonville | Coral Gables, Fla. |
| 4/2 | W | 9-0 | South Carolina | Coral Gables, Fla. |
| 4/3 | W | 5-0 | South Carolina | Coral Gables, Fla. |
| 4/4 | L | 5-15 | South Carolina | Coral Gables, Fla. |
| 4/5 | L | 1-8 | South Carolina | Coral Gables, Fla. |
| 4/8 | W | 10-2 | FIU | Miami, Fla. |
| 4/11 | W | 8-1 | Texas A&M | College Station, Texas |
| 4/12 | W | 4-1 | Texas A&M (7) | College Station, Texas |

1981

61-10 (.859)

COLLEGE WORLD SERIES

| | | | | |
|------|---|-------|----------------------|--------------------|
| 2/6 | W | 7-6 | USC | Coral Gables, Fla. |
| 2/7 | W | 6-3 | USC | Coral Gables, Fla. |
| 2/8 | W | 10-9 | Southern Calif. (13) | Coral Gables, Fla. |
| 2/20 | W | 8-5 | Florida | Coral Gables, Fla. |
| 2/21 | W | 2-0 | Florida | Coral Gables, Fla. |
| 2/25 | W | 5-3 | Biscayne | Coral Gables, Fla. |
| 2/28 | W | 13-2 | USF | Coral Gables, Fla. |
| 3/1 | W | 9-2 | USF | Coral Gables, Fla. |
| 3/1 | W | 17-3 | USF | Coral Gables, Fla. |
| 3/2 | W | 14-4 | St. Joseph's | Coral Gables, Fla. |
| 3/3 | W | 11-0 | St. Joseph's | Coral Gables, Fla. |
| 3/4 | W | 15-7 | St. Joseph's | Coral Gables, Fla. |
| 3/6 | W | 4-3 | Florida State (10) | Coral Gables, Fla. |
| 3/7 | W | 10-8 | Florida State | Coral Gables, Fla. |
| 3/8 | W | 19-4 | Florida State | Coral Gables, Fla. |
| 3/9 | W | 6-3 | George Washington | Coral Gables, Fla. |
| 3/10 | W | 2-0 | Indiana State | Coral Gables, Fla. |
| 3/11 | W | 16-1 | Indiana State | Coral Gables, Fla. |
| 3/12 | W | 9-4 | Indiana State | Coral Gables, Fla. |
| 3/13 | W | 5-0 | Southern Illinois | Coral Gables, Fla. |
| 3/14 | W | 6-4 | Southern Illinois | Coral Gables, Fla. |
| 3/16 | L | 1-4 | Miami (OH) | Coral Gables, Fla. |
| 3/17 | W | 11-4 | Maine | Coral Gables, Fla. |
| 3/18 | W | 11-5 | Southern Illinois | Coral Gables, Fla. |
| 3/19 | W | 6-0 | Miami (OH) | Coral Gables, Fla. |
| 3/20 | W | 15-10 | Maine | Coral Gables, Fla. |
| 3/21 | W | 7-4 | Southern Illinois | Coral Gables, Fla. |
| 3/22 | W | 15-9 | Maine | Coral Gables, Fla. |
| 3/23 | W | 12-0 | Bowling Green | Coral Gables, Fla. |
| 3/24 | W | 3-2 | Michigan (10) | Coral Gables, Fla. |
| 3/25 | W | 3-2 | Maine | Coral Gables, Fla. |
| 3/27 | W | 12-3 | Michigan | Coral Gables, Fla. |
| 3/28 | W | 10-3 | Michigan | Coral Gables, Fla. |
| 3/29 | W | 8-1 | Bowling Green | Coral Gables, Fla. |
| 4/3 | W | 1-0 | Jacksonville | Coral Gables, Fla. |
| 4/4 | W | 4-0 | Jacksonville | Coral Gables, Fla. |



ALL-TIME RESULTS

| | | | | | | | | | |
|-------|---|------|-------------------|--------------------|-------|---|-------|---------------------|-----------------------|
| 4/4 | W | 9-6 | Jacksonville | Coral Gables, Fla. | 3/12 | W | 2-1 | South Carolina | Coral Gables, Fla. |
| 4/5 | W | 21-3 | Florida A&M | Coral Gables, Fla. | 3/13 | W | 4-3 | South Carolina (12) | Coral Gables, Fla. |
| 4/6* | L | 2-16 | Baltimore Orioles | Coral Gables, Fla. | 3/14 | W | 8-6 | South Carolina | Coral Gables, Fla. |
| 4/8 | W | 6-5 | Stetson | DeLand, Fla. | 3/15 | W | 4-3 | South Carolina | Coral Gables, Fla. |
| 4/8 | W | 5-3 | Stetson | DeLand, Fla. | 3/16 | W | 12-0 | George Washington | Coral Gables, Fla. |
| 4/9 | L | 3-9 | Stetson | DeLand, Fla. | 3/17 | W | 10-4 | Lewis | Coral Gables, Fla. |
| 4/11 | L | 3-4 | USF | Tampa, Fla. | 3/18 | W | 16-2 | George Washington | Coral Gables, Fla. |
| 4/11 | W | 6-5 | USF | Tampa, Fla. | 3/19 | W | 15-2 | Bowling Green | Coral Gables, Fla. |
| 4/12 | W | 7-2 | USF | Tampa, Fla. | 3/20 | W | 9-2 | Lewis | Coral Gables, Fla. |
| 4/13 | W | 7-2 | Eckerd | Coral Gables, Fla. | 3/21 | W | 17-7 | William Patterson | Coral Gables, Fla. |
| 4/14 | L | 9-10 | Eckerd | Coral Gables, Fla. | 3/22 | W | 14-1 | Bowling Green | Coral Gables, Fla. |
| 4/17 | W | 4-2 | FIU | Coral Gables, Fla. | 3/23* | L | 4-12 | Montreal Expos | West Palm Beach, Fla. |
| 4/22 | W | 5-3 | Biscayne | Coral Gables, Fla. | 3/24 | W | 12-0 | Bowling Green | Coral Gables, Fla. |
| 4/24 | W | 8-7 | FIU | Coral Gables, Fla. | 3/26 | W | 6-5 | Florida State (10) | Tallahassee, Fla. |
| 4/28 | L | 2-4 | Biscayne | Coral Gables, Fla. | 3/27 | L | 3-5 | Florida State | Tallahassee, Fla. |
| 4/29 | W | 1-2 | St. Leo | Coral Gables, Fla. | 3/28 | L | 3-9 | Florida State | Tallahassee, Fla. |
| 4/30 | W | 8-1 | St. Leo | Coral Gables, Fla. | 3/30* | L | 0-7 | Montreal Expos | Coral Gables, Fla. |
| 5/2 | W | 3-2 | Florida State | Tallahassee, Fla. | 3/31 | L | 1-2 | FIU | Coral Gables, Fla. |
| 5/3 | L | 4-5 | Florida State | Tallahassee, Fla. | 4/1 | L | 9-11 | Eckerd (11) | Coral Gables, Fla. |
| 5/4 | W | 4-3 | Florida State | Tallahassee, Fla. | 4/2 | W | 5-4 | USF | Coral Gables, Fla. |
| 5/5 | L | 1-2 | Florida A&M | Tallahassee, Fla. | 4/3 | W | 15-5 | USF | Coral Gables, Fla. |
| 5/5 | W | 3-2 | Florida A&M (11) | Tallahassee, Fla. | 4/4 | W | 13-12 | FIU (13) | Miami, Fla. |
| 5/6 | L | 7-8 | Florida | Gainesville, Fla. | 4/6* | W | 15-6 | Miami Marlins | Coral Gables, Fla. |
| 5/7 | W | 11-4 | Florida | Gainesville, Fla. | 4/7* | W | 6-3 | Miami Marlins | Coral Gables, Fla. |
| 5/8 | W | 4-0 | FIU | Coral Gables, Fla. | 4/8 | W | 3-2 | Stetson | Coral Gables, Fla. |
| 5/11 | W | 8-5 | FIU | Miami, Fla. | 4/9 | W | 14-7 | Stetson | Coral Gables, Fla. |
| 5/13 | W | 3-0 | South Alabama | Mobile, Ala. | 4/10 | L | 2-4 | Stetson | Coral Gables, Fla. |
| 5/14 | W | 4-1 | South Alabama | Mobile, Ala. | 4/11 | L | 0-5 | FIU | Miami, Fla. |
| 5/15 | W | 5-2 | South Alabama | Mobile, Ala. | 4/14 | W | 11-3 | South Carolina | Columbia, S.C. |
| 5/21+ | W | 12-0 | Minnesota | Coral Gables, Fla. | 4/15 | W | 12-8 | South Carolina | Columbia, S.C. |
| 5/22+ | W | 2-0 | Middle Tennessee | Coral Gables, Fla. | 4/16 | L | 2-6 | South Carolina | Columbia, S.C. |
| 5/23+ | W | 14-6 | Florida State | Coral Gables, Fla. | 4/17 | W | 19-3 | South Carolina (8) | Columbia, S.C. |
| 5/24+ | W | 8-6 | Florida | Coral Gables, Fla. | 4/18 | L | 2-6 | Florida | Gainesville, Fla. |
| 5/31# | W | 6-1 | Maine | Omaha, Neb. | 4/19 | W | 8-7 | Florida (11) | Gainesville, Fla. |
| 6/3# | L | 6-12 | Oklahoma State | Omaha, Neb. | 4/22 | W | 7-2 | South Alabama | Coral Gables, Fla. |
| 6/4# | L | 4-5 | Texas | Omaha, Neb. | 4/30 | W | 6-2 | FIU | Coral Gables |

NATIONAL CHAMPIONS

1982 **55-17-1 (.753)**

COLLEGE WORLD SERIES

| | | | | |
|-------|---|-------|-----------------------|--------------------|
| 2/5 | W | 10-2 | California | Coral Gables, Fla. |
| 2/6 | W | 8-1 | California | Coral Gables, Fla. |
| 2/7 | W | 10-4 | California | Coral Gables, Fla. |
| 2/11 | W | 3-1 | Seton Hall | Coral Gables, Fla. |
| 2/12 | L | 13-14 | Seton Hall | Coral Gables, Fla. |
| 2/13 | W | 7-3 | Florida | Coral Gables, Fla. |
| 2/14 | W | 6-2 | Florida | Coral Gables, Fla. |
| 2/15 | W | 7-2 | Seton Hall | Coral Gables, Fla. |
| 2/18 | W | 7-1 | Biscayne | Coral Gables, Fla. |
| 2/19 | W | 17-4 | North Carolina | Coral Gables, Fla. |
| 2/20 | L | 5-6 | North Carolina | Coral Gables, Fla. |
| 2/21 | W | 14-4 | North Carolina | Coral Gables, Fla. |
| 2/22 | W | 15-8 | Mercer | Coral Gables, Fla. |
| 2/23 | W | 10-2 | Mercer | Coral Gables, Fla. |
| 2/24 | W | 9-0 | Mercer (F) | Coral Gables, Fla. |
| 2/26 | W | 9-6 | New Orleans | Coral Gables, Fla. |
| 2/27 | L | 4-5 | New Orleans | Coral Gables, Fla. |
| 2/28 | L | 6-10 | New Orleans | Coral Gables, Fla. |
| 3/3 | L | 6-10 | FIU | Coral Gables, Fla. |
| 3/5 | W | 18-4 | FAU | Coral Gables, Fla. |
| 3/6 | W | 14-6 | USF | Tampa, Fla. |
| 3/9 | W | 13-1 | Biscayne | Coral Gables, Fla. |
| 3/10* | W | 7-6 | Baltimore Orioles | Coral Gables, Fla. |
| 5/11 | L | 5-6 | Georgia Southern (11) | Statesboro, Ga. |
| 5/12 | W | 14-5 | Georgia Southern | Statesboro, Ga. |
| 5/14 | W | 10-7 | Georgia Tech | Atlanta, Ga. |
| 5/15 | W | 13-3 | Georgia Tech | Atlanta, Ga. |
| 5/21 | W | 8-6 | Arizona State | Tempe, Ariz. |
| 5/22 | L | 1-3 | Arizona State | Tempe, Ariz. |
| 5/23 | L | 7-8 | Arizona State | Tempe, Ariz. |
| 5/29+ | W | 18-2 | Stetson | Coral Gables, Fla. |
| 5/29+ | W | 9-4 | USF | Coral Gables, Fla. |
| 5/30+ | W | 15-3 | Stetson | Coral Gables, Fla. |
| 6/4# | W | 7-2 | Maine | Omaha, Neb. |
| 6/7# | W | 4-3 | Wichita State | Omaha, Neb. |
| 6/10# | W | 2-1 | Texas | Omaha, Neb. |
| 6/11# | W | 10-4 | Maine | Omaha, Neb. |
| 6/12# | W | 9-3 | Wichita State | Omaha, Neb. |

1983

61-21 (.744)

NCAA TOURNAMENT

| | | | | |
|------|---|------|---------------|--------------------|
| 2/4 | L | 3-4 | Arizona State | Coral Gables, Fla. |
| 2/5 | W | 16-5 | Arizona State | Coral Gables, Fla. |
| 2/6 | W | 13-5 | Arizona State | Coral Gables, Fla. |
| 2/9 | L | 8-9 | FAU | Coral Gables, Fla. |
| 2/11 | W | 12-8 | Wichita State | Coral Gables, Fla. |
| 2/14 | L | 3-5 | Wichita State | Coral Gables, Fla. |

HISTORY

ALL-TIME RESULTS

| | | | | | | | | | |
|-------|---|-------|-------------------|---------------------|-------|---|-------|------------------------|--------------------|
| 2/14 | L | 3-5 | Wichita State | Coral Gables, Fla. | 5/11 | W | 6-5 | New Orleans | New Orleans, La. |
| 2/15 | W | 12-3 | Bethune-Cookman | Coral Gables, Fla. | 5/13 | L | 3-4 | South Carolina | Coral Gables, Fla. |
| 2/17 | W | 11-4 | Seton Hall | Coral Gables, Fla. | 5/14 | W | 6-5 | South Carolina (10) | Coral Gables, Fla. |
| 2/18 | W | 8-4 | Seton Hall | Coral Gables, Fla. | 5/15 | W | 9-7 | South Carolina | Coral Gables, Fla. |
| 2/20 | W | 5-1 | Florida | Coral Gables, Fla. | 5/17 | W | 27-10 | Ft. Lauderdale College | Coral Gables, Fla. |
| 2/20 | L | 1-4 | Florida | Coral Gables, Fla. | 5/18 | W | 6-1 | Ft. Lauderdale College | Coral Gables, Fla. |
| 2/21 | L | 1-4 | Georgia Tech | Coral Gables, Fla. | 5/20 | L | 3-6 | Cal State Fullerton | Fullerton, Calif. |
| 2/22 | W | 10-7 | Georgia Tech | Coral Gables, Fla. | 5/21 | W | 3-0 | Cal State Fullerton | Fullerton, Calif. |
| 2/23 | W | 10-4 | Georgia Tech | Coral Gables, Fla. | 5/22 | L | 3-4 | Cal State Fullerton | Fullerton, Calif. |
| 2/25 | W | 9-0 | Florida State | Coral Gables, Fla. | 5/27+ | L | 4-6 | Alabama | Tallahassee, Fla. |
| 2/26 | W | 4-2 | Florida State | Coral Gables, Fla. | 5/28+ | W | 14-5 | South Alabama | Tallahassee, Fla. |
| 2/28 | W | 11-10 | Mercer | Coral Gables, Fla. | 5/29+ | W | 10-5 | Florida State | Tallahassee, Fla. |
| 3/1 | W | 13-6 | Mercer | Coral Gables, Fla. | 5/29+ | L | 9-11 | Alabama | Tallahassee, Fla. |
| 3/2 | W | 7-4 | Mercer | Coral Gables, Fla. | | | | | |
| 3/3 | W | 8-4 | FIU | Miami, Fla. | | | | | |
| 3/4 | W | 6-1 | USF | Tampa, Fla. | | | | | |
| 3/5 | W | 2-1 | USF | Tampa, Fla. | | | | | |
| 3/6 | W | 11-5 | USF | Tampa, Fla. | | | | | |
| 3/8 | L | 3-5 | Florida | Gainesville, Fla. | | | | | |
| 3/9 | W | 3-2 | Florida | Gainesville, Fla. | | | | | |
| 3/11 | W | 5-1 | Texas A&M | Coral Gables, Fla. | | | | | |
| 3/12 | W | 12-3 | Southern Illinois | Coral Gables, Fla. | | | | | |
| 3/13* | L | 0-4 | Atlanta Braves | Coral Gables, Fla. | | | | | |
| 3/14 | W | 16-4 | Texas A&M | Coral Gables, Fla. | | | | | |
| 3/15 | W | 14-5 | Maine | Coral Gables, Fla. | | | | | |
| 3/17 | L | 7-13 | Southern Illinois | Coral Gables, Fla. | | | | | |
| 3/18 | W | 7-5 | Maine | Coral Gables, Fla. | | | | | |
| 3/19 | W | 9-0 | Southern Illinois | Coral Gables, Fla. | | | | | |
| 3/19 | W | 7-3 | Southern Illinois | Coral Gables, Fla. | | | | | |
| 3/20 | W | 7-3 | Maine | Coral Gables, Fla. | | | | | |
| 3/21 | W | 11-2 | Montclair State | Coral Gables, Fla. | | | | | |
| 3/22 | W | 6-1 | Maine | Coral Gables, Fla. | | | | | |
| 3/23 | W | 5-3 | Illinois-Chicago | Coral Gables, Fla. | | | | | |
| 3/24 | W | 17-3 | Illinois-Chicago | Coral Gables, Fla. | | | | | |
| 3/25 | W | 10-7 | USF | Coral Gables, Fla. | | | | | |
| 3/26 | W | 8-2 | USF | Coral Gables, Fla. | | | | | |
| 3/27 | W | 6-5 | USF | Coral Gables, Fla. | | | | | |
| 3/29 | W | 8-5 | Biscayne | Coral Gables, Fla. | | | | | |
| 3/30 | W | 8-4 | St. Leo | Coral Gables, Fla. | | | | | |
| 3/31* | L | 7-14 | Baltimore Orioles | Coral Gables, Fla. | | | | | |
| 4/5 | L | 4-5 | Stetson | DeLand, Fla. | | | | | |
| 4/5 | W | 15-8 | Stetson | DeLand, Fla. | | | | | |
| 4/6 | W | 14-6 | Stetson | DeLand, Fla. | | | | | |
| 4/12 | W | 8-6 | FIU | Coral Gables, Fla. | | | | | |
| 4/13 | W | 13-5 | FAU | Coral Gables, Fla. | | | | | |
| 4/15 | L | 5-6 | Florida State | Tallahassee, Fla. | | | | | |
| 4/16 | L | 3-4 | Florida State | Tallahassee, Fla. | | | | | |
| 4/17 | L | 0-5 | Florida State | Tallahassee, Fla. | | | | | |
| 4/19 | W | 7-2 | FIU | Coral Gables, Fla. | | | | | |
| 4/20 | W | 5-3 | Biscayne | Coral Gables, Fla. | | | | | |
| 4/21 | W | 4-2 | FAU | Pompano Beach, Fla. | | | | | |
| 4/22 | W | 4-1 | Stetson | Coral Gables, Fla. | | | | | |
| 4/23 | W | 12-9 | Stetson | Coral Gables, Fla. | | | | | |
| 4/26 | W | 8-4 | FIU | Miami, Fla. | | | | | |
| 4/27 | W | 6-2 | FAU | Coral Gables, Fla. | | | | | |
| 4/28 | W | 11-5 | New Orleans | Coral Gables, Fla. | | | | | |
| 4/29 | L | 0-2 | New Orleans | Coral Gables, Fla. | | | | | |
| 4/30 | W | 9-5 | New Orleans | Coral Gables, Fla. | | | | | |
| 5/1 | W | 5-4 | New Orleans | Coral Gables, Fla. | | | | | |
| 5/3 | W | 4-0 | Biscayne | Coral Gables, Fla. | | | | | |
| 5/4 | W | 16-5 | FIU | Coral Gables, Fla. | | | | | |
| 5/6 | L | 0-10 | South Alabama | Mobile, Ala. | | | | | |
| 5/7 | L | 1-2 | South Alabama (6) | Mobile, Ala. | | | | | |
| 5/8 | W | 7-3 | South Alabama | Mobile, Ala. | | | | | |
| 5/10 | L | 2-3 | New Orleans | New Orleans, La. | | | | | |

1984

48-28 (.632)

COLLEGE WORLD SERIES

| | | | | |
|-------|---|-------|-------------------|--------------------|
| 2/3 | L | 7-9 | Florida | Coral Gables, Fla. |
| 2/4 | W | 10-4 | Florida State | Coral Gables, Fla. |
| 2/5 | L | 4-6 | USF | Coral Gables, Fla. |
| 2/7 | L | 10-11 | FAU | Coral Gables, Fla. |
| 2/10 | W | 6-5 | UCLA | Coral Gables, Fla. |
| 2/11 | W | 7-6 | UCLA | Coral Gables, Fla. |
| 2/12 | W | 7-6 | UCLA | Coral Gables, Fla. |
| 2/14 | W | 17-1 | Bethune-Cookman | Coral Gables, Fla. |
| 2/15E | W | 10-0 | Italian Olympic | Coral Gables, Fla. |
| 2/16 | L | 2-5 | Seton Hall | Coral Gables, Fla. |
| 2/17 | W | 9-1 | Florida | Coral Gables, Fla. |
| 2/18 | L | 3-10 | Florida | Coral Gables, Fla. |
| 2/19 | W | 15-2 | Seton Hall | Coral Gables, Fla. |
| 2/23 | W | 14-4 | Colorado State | Coral Gables, Fla. |
| 2/24 | W | 7-0 | Florida State | Coral Gables, Fla. |
| 2/25 | W | 14-5 | Florida State | Coral Gables, Fla. |
| 2/26 | L | 6-7 | Florida State | Coral Gables, Fla. |
| 3/1 | W | 2-0 | New Orleans | Coral Gables, Fla. |
| 3/2 | L | 2-5 | New Orleans | Coral Gables, Fla. |
| 3/3 | L | 9-15 | New Orleans | Coral Gables, Fla. |
| 3/4 | W | 9-3 | New Orleans | Coral Gables, Fla. |
| 3/6 | L | 7-8 | USF | Tampa, Fla. |
| 3/6 | L | 1-2 | USF | Tampa, Fla. |
| 3/7 | L | 11-18 | USF | Tampa, Fla. |
| 3/9 | L | 9-14 | South Carolina | Coral Gables, Fla. |
| 3/10 | W | 6-3 | South Carolina | Coral Gables, Fla. |
| 3/11 | W | 13-11 | South Carolina | Coral Gables, Fla. |
| 3/13E | L | 2-12 | Baltimore Orioles | Coral Gables, Fla. |
| 3/14 | W | 4-3 | Southern Illinois | Coral Gables, Fla. |
| 3/15 | W | 17-0 | George Washington | Coral Gables, Fla. |
| 3/16 | W | 10-7 | Southern Illinois | Coral Gables, Fla. |
| 3/17 | W | 11-7 | Southern Illinois | Coral Gables, Fla. |
| 3/18 | W | 11-4 | Rutgers | Coral Gables, Fla. |
| 3/19 | W | 17-0 | Fordham | Coral Gables, Fla. |
| 3/20E | L | 5-13 | Atlanta Braves | Coral Gables, Fla. |
| 3/21 | W | 9-7 | Michigan State | Coral Gables, Fla. |
| 3/22 | W | 11-4 | Fordham | Coral Gables, Fla. |
| 3/23 | W | 5-3 | Michigan State | Coral Gables, Fla. |
| 3/24 | L | 4-9 | Tulane | Coral Gables, Fla. |
| 3/25 | W | 8-6 | Cornell | Coral Gables, Fla. |
| 3/28 | W | 8-6 | Florida | Gainesville, Fla. |
| 3/28 | L | 6-7 | Florida (8) | Gainesville, Fla. |
| 3/30 | W | 11-2 | USF | Coral Gables, Fla. |
| 3/31 | W | 20-3 | USF | Coral Gables, Fla. |
| 4/1 | L | 13-16 | USF | Coral Gables, Fla. |
| 4/6 | L | 7-8 | Alabama | Coral Gables, Fla. |
| 4/7 | L | 1-7 | Alabama | Coral Gables, Fla. |
| 4/8 | W | 8-3 | Alabama | Coral Gables, Fla. |



ALL-TIME RESULTS

| | | | | | | | | | |
|-------|---|------|---------------------|--------------------|------|---|-------|---------------------|----------------------|
| 4/10 | W | 6-2 | FIU | Coral Gables, Fla. | 3/13 | W | 14-7 | Creighton | Coral Gables, Fla. |
| 4/11 | W | 8-5 | FIU | Miami, Fla. | 3/14 | W | 12-4 | Southern Illinois | Coral Gables, Fla. |
| 4/13 | L | 2-3 | Florida State | Tallahassee, Fla. | 3/15 | W | 2-0 | Southern Illinois | Coral Gables, Fla. |
| 4/14 | W | 4-3 | Florida State | Tallahassee, Fla. | 3/16 | W | 7-6 | Southern Illinois | Coral Gables, Fla. |
| 4/15 | L | 4-5 | Florida State (11) | Tallahassee, Fla. | 3/17 | W | 9-3 | Rutgers (7) | Coral Gables, Fla. |
| 4/17 | L | 7-8 | FAU | Coral Gables, Fla. | 3/18 | W | 14-2 | Mercer | Coral Gables, Fla. |
| 4/20 | W | 14-0 | LSU | Coral Gables, Fla. | 3/19 | W | 11-3 | Michigan State | Coral Gables, Fla. |
| 4/21 | W | 6-5 | LSU | Coral Gables, Fla. | 3/20 | W | 5-3 | Maine | Coral Gables, Fla. |
| 4/22 | L | 9-10 | LSU | Coral Gables, Fla. | 3/22 | W | 18-5 | Michigan State (7) | Coral Gables, Fla. |
| 4/24 | W | 6-5 | FAU | Coral Gables, Fla. | 3/23 | W | 5-1 | Mercer | Coral Gables, Fla. |
| 4/26 | W | 7-3 | Stetson | Coral Gables, Fla. | 3/23 | W | 9-4 | Maine | Coral Gables, Fla. |
| 4/27 | W | 11-1 | Stetson | Coral Gables, Fla. | 3/24 | L | 2-3 | Maine (10) | Coral Gables, Fla. |
| 4/28 | W | 5-4 | Stetson | Coral Gables, Fla. | 3/27 | W | 6-3 | Michigan State | Coral Gables, Fla. |
| 5/6 | L | 1-3 | Maine | Orono, Maine | 3/29 | W | 5-1 | Michigan State | Coral Gables, Fla. |
| 5/6 | L | 0-5 | Maine | Orono, Maine | 3/30 | L | 6-7 | Michigan State | Coral Gables, Fla. |
| 5/9 | W | 5-0 | FIU | Miami, Fla. | 4/3 | W | 6-2 | FAU | Coral Gables, Fla. |
| 5/11 | W | 5-2 | FIU | Coral Gables, Fla. | 4/5 | W | 11-1 | Southern Calif. (7) | Oklahoma City, Okla. |
| 5/12 | W | 8-3 | FIU | Coral Gables, Fla. | 4/6 | L | 1-7 | Oklahoma | Oklahoma City, Okla. |
| 5/14 | W | 13-4 | Oral Roberts | Tulsa, Okla. | 4/6 | W | 6-3 | Cal State Fullerton | Oklahoma City, Okla. |
| 5/15 | L | 3-4 | Oral Roberts | Tulsa, Okla. | 4/7 | W | 8-6 | USC | Oklahoma City, Okla. |
| 5/17 | L | 7-8 | Wichita State (11) | Wichita, Kan. | 4/9 | W | 12-1 | Barry | Coral Gables, Fla. |
| 5/18 | W | 14-4 | Wichita State | Wichita, Kan. | 4/10 | W | 6-3 | FIU | Coral Gables, Fla. |
| 5/19 | W | 5-4 | Wichita State | Wichita, Kan. | 4/12 | W | 3-2 | Florida State | Tallahassee, Fla. |
| 5/24+ | W | 6-5 | Florida | Tallahassee, Fla. | 4/13 | L | 5-13 | Florida State | Tallahassee, Fla. |
| 5/26+ | W | 13-8 | Stetson | Tallahassee, Fla. | 4/14 | W | 8-5 | Florida State (10) | Tallahassee, Fla. |
| 5/26+ | W | 6-4 | East Carolina | Tallahassee, Fla. | 4/16 | W | 5-0 | Barry | Coral Gables, Fla. |
| 5/27+ | L | 4-6 | South Alabama | Tallahassee, Fla. | 4/17 | W | 4-3 | FIU | Miami, Fla. |
| 5/28+ | W | 10-2 | South Alabama | Tallahassee, Fla. | 4/19 | W | 11-0 | Florida | Gainesville, Fla. |
| 6/2# | L | 6-9 | Arizona State | Omaha, Neb. | 4/20 | W | 6-4 | Florida | Gainesville, Fla. |
| 6/3# | W | 13-7 | Maine | Omaha, Neb. | 4/24 | W | 11-3 | FAU | Coral Gables, Fla. |
| 6/6# | L | 5-13 | Cal State Fullerton | Omaha, Neb. | 4/29 | W | 12-10 | Stetson | DeLand, Fla. |

NATIONAL CHAMPIONS

1985 64-16 (.800)

COLLEGE WORLD SERIES

| | | | | | | | | | |
|------|---|------|--------------------|--------------------|-------|---|------|-------------------|--------------------|
| 2/1 | W | 14-5 | South Alabama | Coral Gables, Fla. | 5/12 | W | 18-5 | UCF | Coral Gables, Fla. |
| 2/2 | W | 12-9 | South Alabama | Coral Gables, Fla. | 5/12 | W | 28-5 | UCF | Coral Gables, Fla. |
| 2/3 | L | 5-7 | South Alabama | Coral Gables, Fla. | 5/17 | W | 9-0 | USF | Coral Gables, Fla. |
| 2/5 | L | 3-4 | USF | Tampa, Fla. | 5/18 | L | 1-2 | USF | Coral Gables, Fla. |
| 2/9 | W | 5-2 | Arkansas | Coral Gables, Fla. | 5/19 | W | 8-3 | USF | Coral Gables, Fla. |
| 2/9 | W | 2-1 | Arkansas | Coral Gables, Fla. | 5/24+ | W | 22-6 | Princeton | Coral Gables, Fla. |
| 2/10 | W | 4-0 | Arkansas | Coral Gables, Fla. | 5/26+ | W | 11-6 | Virginia | Coral Gables, Fla. |
| 2/12 | W | 14-7 | Armstrong State | Coral Gables, Fla. | 5/27+ | L | 1-8 | Florida | Coral Gables, Fla. |
| 2/13 | W | 15-3 | Armstrong State | Coral Gables, Fla. | 5/28+ | W | 12-9 | Florida | Coral Gables, Fla. |
| 2/15 | W | 5-2 | Florida | Coral Gables, Fla. | 6/1# | W | 17-3 | Stanford | Omaha, Neb. |
| 2/16 | L | 2-4 | Florida | Coral Gables, Fla. | 6/5# | L | 4-8 | Texas | Omaha, Neb. |
| 2/17 | W | 5-2 | Florida | Coral Gables, Fla. | 6/6# | W | 2-1 | Oklahoma State | Omaha, Neb. |
| 2/18 | W | 9-4 | Seton Hall | Coral Gables, Fla. | 6/8# | W | 6-5 | Mississippi State | Omaha, Neb. |
| 2/20 | L | 1-4 | St. Thomas | Coral Gables, Fla. | 6/9# | W | 2-1 | Texas | Omaha, Neb. |
| 2/22 | L | 2-5 | Florida State | Coral Gables, Fla. | 6/11# | W | 10-6 | Texas | Omaha, Neb. |
| 2/23 | W | 15-4 | Florida State | Coral Gables, Fla. | | | | | |
| 2/24 | W | 6-5 | Florida State (10) | Coral Gables, Fla. | | | | | |
| 2/27 | W | 17-4 | Tampa | Coral Gables, Fla. | | | | | |
| 2/28 | W | 8-6 | New Orleans | Coral Gables, Fla. | | | | | |
| 3/1 | W | 10-0 | New Orleans | Coral Gables, Fla. | | | | | |
| 3/2 | W | 8-3 | New Orleans | Coral Gables, Fla. | | | | | |
| 3/3 | W | 5-3 | New Orleans | Coral Gables, Fla. | | | | | |
| 3/5 | W | 7-3 | Rice | Coral Gables, Fla. | | | | | |
| 3/6 | W | 11-3 | Rice | Coral Gables, Fla. | | | | | |
| 3/8 | W | 10-1 | Maine | Coral Gables, Fla. | | | | | |
| 3/9 | W | 9-3 | Maine | Coral Gables, Fla. | | | | | |
| 3/10 | W | 3-2 | James Madison | Coral Gables, Fla. | | | | | |
| 3/12 | W | 6-5 | Creighton | Coral Gables, Fla. | | | | | |

1986 50-17 (.746)

COLLEGE WORLD SERIES

| | | | | |
|------|---|------|--------------|--------------------|
| 2/8 | W | 5-3 | Texas | Coral Gables, Fla. |
| 2/9 | W | 10-7 | Texas | Coral Gables, Fla. |
| 2/11 | L | 2-7 | USF | Tampa, Fla. |
| 2/12 | W | 6-5 | USF | Tampa, Fla. |
| 2/14 | W | 7-6 | Florida | Coral Gables, Fla. |
| 2/15 | W | 7-6 | Florida (10) | Coral Gables, Fla. |
| 2/16 | W | 5-1 | Seton Hall | Coral Gables, Fla. |
| 2/17 | W | 5-0 | Seton Hall | Coral Gables, Fla. |
| 2/21 | L | 4-12 | USF | Coral Gables, Fla. |

ALL-TIME RESULTS

| | | | | | | | | | |
|-------|---|-------|-------------------|--------------------|-------|---|-------|--------------------|--------------------|
| 2/22 | W | 24-2 | USF | Coral Gables, Fla. | 2/14 | W | 10-8 | USF | Coral Gables, Fla. |
| 2/25 | W | 6-0 | FIU | Coral Gables, Fla. | 2/15 | L | 5-11 | Seton Hall | Coral Gables, Fla. |
| 2/27 | W | 5-3 | FIU (11) | Miami, Fla. | 2/17 | L | 1-5 | Tampa | Coral Gables, Fla. |
| 2/28 | W | 5-4 | Florida Southern | Coral Gables, Fla. | 2/20 | W | 7-2 | LSU | New Orleans, La. |
| 3/1 | W | 9-7 | Florida Southern | Coral Gables, Fla. | 2/21 | L | 4-5 | New Orleans (10) | New Orleans, La. |
| 3/4 | L | 9-10 | St. Thomas | Coral Gables, Fla. | 2/22 | L | 3-4 | Tulane (11) | New Orleans, La. |
| 3/7 | W | 7-6 | Maine | Coral Gables, Fla. | 2/24 | W | 8-1 | Wake Forest | Coral Gables, Fla. |
| 3/8 | W | 4-1 | Southern Illinois | Coral Gables, Fla. | 2/25 | W | 8-3 | Wake Forest | Coral Gables, Fla. |
| 3/11 | W | 6-5 | Florida | Gainesville, Fla. | 2/27 | W | 4-2 | Florida | Coral Gables, Fla. |
| 3/12 | W | 9-7 | Florida | Gainesville, Fla. | 2/28 | W | 12-4 | Florida | Coral Gables, Fla. |
| 3/14 | W | 5-2 | Southern Illinois | Coral Gables, Fla. | 3/3 | W | 4-2 | USF | Tampa, Fla. |
| 3/16 | W | 2-1 | Creighton | Coral Gables, Fla. | 3/4 | L | 3-7 | USF | Tampa, Fla. |
| 3/17 | W | 2-1 | Maine | Coral Gables, Fla. | 3/7 | W | 1-6 | Maine | Coral Gables, Fla. |
| 3/18 | W | 7-6 | Rutgers | Coral Gables, Fla. | 3/8 | L | 9-10 | Maine | Coral Gables, Fla. |
| 3/19 | W | 9-3 | Maine | Coral Gables, Fla. | 3/9 | W | 5-1 | Georgetown | Coral Gables, Fla. |
| 3/22 | W | 6-2 | Maine | Coral Gables, Fla. | 3/11 | W | 9-4 | Maine | Coral Gables, Fla. |
| 3/23 | L | 6-8 | Maine | Coral Gables, Fla. | 3/13 | W | 9-4 | Southern Illinois | Coral Gables, Fla. |
| 3/27 | L | 2-3 | Michigan State | Coral Gables, Fla. | 3/14 | W | 7-0 | Southern Illinois | Coral Gables, Fla. |
| 3/28 | W | 7-3 | Bowling Green | Coral Gables, Fla. | 3/15 | L | 2-5 | Creighton | Coral Gables, Fla. |
| 3/29 | W | 3-0 | Air Force | Coral Gables, Fla. | 3/16 | W | 10-9 | Creighton | Coral Gables, Fla. |
| 3/29 | W | 12-8 | Bowling Green | Coral Gables, Fla. | 3/17 | L | 7-12 | Rutgers | Coral Gables, Fla. |
| 4/1 | W | 9-1 | Barry | Coral Gables, Fla. | 3/18 | W | 5-0 | Maine | Coral Gables, Fla. |
| 4/4 | W | 10-5 | Michigan (7) | Minneapolis, Minn. | 3/20 | L | 2-8 | Clemson | Coral Gables, Fla. |
| 4/5E | W | 8-0 | Panama Olympic | Minneapolis, Minn. | 3/21 | L | 9-11 | Clemson | Coral Gables, Fla. |
| 4/5 | L | 3-7 | Minnesota | Minneapolis, Minn. | 3/22 | T | 10-10 | Clemson | Coral Gables, Fla. |
| 4/6 | L | 5-7 | Michigan (10) | Minneapolis, Minn. | 3/23 | W | 10-4 | Maine | Coral Gables, Fla. |
| 4/8 | W | 1-0 | Alabama (7) | Mobile, Ala. | 3/25 | W | 6-3 | Michigan State | Coral Gables, Fla. |
| 4/9 | L | 4-8 | South Alabama | Mobile, Ala. | 3/27 | L | 0-5 | Arizona | Coral Gables, Fla. |
| 4/11 | L | 1-6 | Florida State | Tallahassee, Fla. | 3/28 | W | 7-3 | Arizona | Coral Gables, Fla. |
| 4/12 | W | 4-3 | Florida State | Tallahassee, Fla. | 3/29 | W | 9-8 | Arizona | Coral Gables, Fla. |
| 4/13 | L | 3-8 | Florida State | Tallahassee, Fla. | 3/31 | W | 8-2 | Stetson | DeLand, Fla. |
| 4/16 | L | 8-9 | FIU (13) | Miami, Fla. | 4/1 | W | 6-4 | Stetson | DeLand, Fla. |
| 4/17 | W | 1-6 | Jacksonville | Coral Gables, Fla. | 4/3 | W | 7-4 | FIU | Coral Gables, Fla. |
| 4/18 | W | 10-3 | Jacksonville | Coral Gables, Fla. | 4/4 | W | 12-1 | FIU | Coral Gables, Fla. |
| 4/19 | W | 12-1 | Jacksonville | Coral Gables, Fla. | 4/5 | L | 6-7 | FIU (12) | Miami, Fla. |
| 4/24 | W | 17-6 | Stetson | Coral Gables, Fla. | 4/7 | W | 6-5 | Florida Southern | Coral Gables, Fla. |
| 4/25 | W | 12-4 | Stetson | Coral Gables, Fla. | 4/10 | L | 3-14 | Florida State | Tallahassee, Fla. |
| 4/26 | W | 9-1 | Stetson | Coral Gables, Fla. | 4/11 | W | 1-6 | Florida State | Tallahassee, Fla. |
| 4/29 | W | 6-3 | FAU | Coral Gables, Fla. | 4/12 | W | 11-10 | Florida State (11) | Tallahassee, Fla. |
| 5/2 | W | 11-10 | Florida State | Coral Gables, Fla. | 4/14 | W | 9-4 | New Orleans | Coral Gables, Fla. |
| 5/3 | L | 6-14 | Florida State | Coral Gables, Fla. | 4/15 | W | 7-5 | New Orleans | Coral Gables, Fla. |
| 5/4 | W | 7-5 | Florida State | Coral Gables, Fla. | 4/17 | W | 19-9 | FAU | Coral Gables, Fla. |
| 5/6 | W | 8-7 | Tampa (10) | Coral Gables, Fla. | 4/18 | W | 18-2 | Barry | Coral Gables, Fla. |
| 5/9 | W | 6-5 | Clemson | Greenville, S.C. | 4/21 | L | 2-3 | Florida | Gainesville, Fla. |
| 5/10 | L | 4-7 | Clemson | Greenville, S.C. | 4/22 | L | 5-6 | Florida | Gainesville, Fla. |
| 5/11 | L | 5-9 | Clemson | Greenville, S.C. | 4/24 | W | 4-3 | James Madison | Norfolk, Va. |
| 5/12 | W | 9-6 | Maine | Orono, Maine | 4/28 | W | 12-3 | FIU | Coral Gables, Fla. |
| 5/13 | L | 6-9 | Maine | Old Orchard, Maine | 5/1 | W | 4-3 | Florida State | Coral Gables, Fla. |
| 5/14 | W | 9-1 | Maine | Old Orchard, Maine | 5/2 | L | 4-6 | Florida State | Coral Gables, Fla. |
| 5/23+ | W | 10-8 | Western Carolina | Coral Gables, Fla. | 5/3 | L | 6-8 | Florida State | Coral Gables, Fla. |
| 5/24+ | W | 7-5 | South Carolina | Coral Gables, Fla. | 5/8 | L | 3-4 | North Carolina | Chapel Hill, N.C. |
| 5/25+ | W | 7-6 | Georgia Tech (10) | Coral Gables, Fla. | 5/9 | W | 9-4 | North Carolina | Chapel Hill, N.C. |
| 5/26+ | W | 15-9 | Georgia Tech (10) | Coral Gables, Fla. | 5/10 | W | 10-2 | North Carolina | Chapel Hill, N.C. |
| 5/31# | W | 6-2 | Oklahoma State | Omaha, Neb. | 5/17 | L | 3-6 | New Orleans | Coral Gables, Fla. |
| 6/3# | L | 2-7 | Florida State | Omaha, Neb. | 5/18 | L | 5-6 | New Orleans | Coral Gables, Fla. |
| 6/5# | W | 4-3 | LSU | Omaha, Neb. | 5/21+ | L | 6-11 | Georgia Southern | Tallahassee, Fla. |
| 6/7# | W | 4-3 | Arizona | Omaha, Neb. | 5/22+ | L | 2-5 | Florida State | Tallahassee, Fla. |
| 6/8# | L | 3-4 | Florida State | Omaha, Neb. | | | | | |

1987

NCAA TOURNAMENT

| | | | | |
|------|---|------|-------|--------------------|
| 2/8 | L | 6-16 | Texas | Austin, Texas |
| 2/9 | L | 7-8 | Texas | Austin, Texas |
| 2/13 | L | 2-4 | USF | Coral Gables, Fla. |

35-24-1 (.583)

1988

COLLEGE WORLD SERIES

| | | | | |
|------|---|------|------------|--------------------|
| 2/5 | W | 9-0 | Mercer | Coral Gables, Fla. |
| 2/6 | W | 24-1 | Mercer (7) | Coral Gables, Fla. |
| 2/7 | W | 17-7 | Mercer | Coral Gables, Fla. |
| 2/12 | W | 1-0 | USF | Coral Gables, Fla. |

52-14-1 (.776)



ALL-TIME RESULTS

| | | | | |
|-------|---|------|----------------------|--------------------|
| 2/13 | W | 4-3 | USF | Coral Gables, Fla. |
| 2/14 | W | 9-4 | Seton Hall | Coral Gables, Fla. |
| 2/16 | W | 4-0 | Eckerd | Coral Gables, Fla. |
| 2/17 | W | 5-0 | Barry | Coral Gables, Fla. |
| 2/21 | L | 2-3 | Florida (7) | Gainesville, Fla. |
| 2/21 | W | 9-7 | Florida | Gainesville, Fla. |
| 2/23 | W | 10-3 | Wake Forest | Coral Gables, Fla. |
| 2/24 | W | 4-2 | Wake Forest | Coral Gables, Fla. |
| 2/27 | L | 5-8 | Texas | Coral Gables, Fla. |
| 2/28 | W | 3-2 | Texas | Coral Gables, Fla. |
| 3/1 | W | 6-2 | St. Thomas | Coral Gables, Fla. |
| 3/4 | W | 13-1 | Maine | Coral Gables, Fla. |
| 3/5 | W | 10-1 | Maine | Coral Gables, Fla. |
| 3/6 | W | 8-7 | Purdue | Coral Gables, Fla. |
| 3/8 | W | 9-2 | Navy | Coral Gables, Fla. |
| 3/10 | W | 8-2 | Georgetown | Coral Gables, Fla. |
| 3/11 | W | 7-6 | Southern Illinois | Coral Gables, Fla. |
| 3/12 | W | 6-5 | Southern Illinois | Coral Gables, Fla. |
| 3/13 | W | 11-2 | Creighton | Coral Gables, Fla. |
| 3/14 | W | 9-4 | Creighton | Coral Gables, Fla. |
| 3/17 | W | 10-5 | St. Francis Brooklyn | Coral Gables, Fla. |
| 3/18 | L | 3-6 | Maine | Coral Gables, Fla. |
| 3/20 | W | 6-5 | Maine (10) | Coral Gables, Fla. |
| 3/20 | W | 3-2 | Maine | Coral Gables, Fla. |
| 3/22 | W | 4-2 | Rutgers | Coral Gables, Fla. |
| 3/23 | W | 8-2 | Rutgers | Coral Gables, Fla. |
| 3/24 | W | 14-6 | Air Force | Coral Gables, Fla. |
| 3/25 | L | 6-7 | Michigan State | Coral Gables, Fla. |
| 3/26 | L | 4-5 | Michigan State | Coral Gables, Fla. |
| 3/27 | W | 10-8 | Michigan State (10) | Coral Gables, Fla. |
| 3/30 | W | 19-1 | NcNeese State | Coral Gables, Fla. |
| 4/1 | W | 11-3 | Florida | Coral Gables, Fla. |
| 4/2 | W | 5-3 | Florida | Coral Gables, Fla. |
| 4/5 | W | 15-2 | Niagara | Coral Gables, Fla. |
| 4/6 | W | 4-2 | FIU | Miami, Fla. |
| 4/8 | W | 8-3 | Florida State | Tallahassee, Fla. |
| 4/9 | L | 8-20 | Florida State | Tallahassee, Fla. |
| 4/10 | T | 5-5 | Florida State (8) | Tallahassee, Fla. |
| 4/13 | W | 12-3 | FAU | Coral Gables, Fla. |
| 4/15 | W | 8-2 | Tulane | Coral Gables, Fla. |
| 4/16 | L | 1-4 | Tulane | Coral Gables, Fla. |
| 4/18 | W | 11-4 | USF | Tampa, Fla. |
| 4/19 | L | 8-11 | USF | Tampa, Fla. |
| 4/22 | W | 8-3 | FIU | Coral Gables, Fla. |
| 4/23 | L | 1-2 | FIU | Coral Gables, Fla. |
| 4/26 | W | 8-5 | Tampa | Coral Gables, Fla. |
| 4/29 | W | 9-3 | Stanford | Coral Gables, Fla. |
| 4/30 | W | 7-3 | Stanford | Coral Gables, Fla. |
| 5/6 | L | 5-6 | Florida State | Coral Gables, Fla. |
| 5/7 | W | 9-7 | Florida State | Coral Gables, Fla. |
| 5/8 | L | 3-6 | Florida State | Coral Gables, Fla. |
| 5/13 | W | 8-1 | Maine | Orono, Maine |
| 5/14 | W | 11-3 | Maine | Old Orchard, Maine |
| 5/15 | L | 5-6 | Maine (13) | Old Orchard, Maine |
| 5/16 | W | 13-5 | Maine | Orono, Maine |
| 5/20 | W | 6-4 | Stetson | Coral Gables, Fla. |
| 5/25+ | W | 4-0 | Towson | Coral Gables, Fla. |
| 5/28+ | W | 18-8 | James Madison | Coral Gables, Fla. |
| 5/28+ | W | 4-2 | Georgia Tech | Coral Gables, Fla. |
| 5/29+ | W | 10-3 | South Carolina | Coral Gables, Fla. |
| 6/4# | L | 3-6 | Cal State Fullerton | Omaha, Neb. |
| 6/6# | W | 8-4 | Fresno State | Omaha, Neb. |
| 6/7# | L | 1-2 | Stanford | Omaha, Neb. |

1989

COLLEGE WORLD SERIES

| | | | | |
|-------|---|-------|-----------------------|--------------------|
| 2/5 | W | 4-1 | UCF | Coral Gables, Fla. |
| 2/6 | W | 5-1 | UCF | Coral Gables, Fla. |
| 2/7 | W | 15-0 | UCF | Coral Gables, Fla. |
| 2/10 | W | 1-0 | USF (12) | Coral Gables, Fla. |
| 2/11 | W | 9-5 | USF | Coral Gables, Fla. |
| 2/17 | W | 4-1 | Tennessee | Coral Gables, Fla. |
| 2/18 | L | 5-6 | Tennessee (11) | Coral Gables, Fla. |
| 2/19 | W | 11-2 | Seton Hall | Coral Gables, Fla. |
| 2/20 | L | 1-5 | Seton Hall | Coral Gables, Fla. |
| 2/25 | W | 6-5 | Texas | Austin, Texas |
| 2/26 | L | 2-5 | Texas | Austin, Texas |
| 2/27 | L | 5-6 | Texas | Austin, Texas |
| 3/1 | W | 9-1 | Barry | Coral Gables, Fla. |
| 3/3 | W | 5-4 | Minnesota | Coral Gables, Fla. |
| 3/4 | W | 13-4 | Minnesota | Coral Gables, Fla. |
| 3/5 | W | 7-6 | Minnesota | Coral Gables, Fla. |
| 3/8 | L | 2-4 | Notre Dame | Coral Gables, Fla. |
| 3/9 | W | 17-0 | Boston University (7) | Coral Gables, Fla. |
| 3/10 | W | 6-0 | Southern Illinois | Coral Gables, Fla. |
| 3/11 | W | 10-6 | Southern Illinois | Coral Gables, Fla. |
| 3/12 | W | 2-1 | Creighton (10) | Coral Gables, Fla. |
| 3/13 | W | 6-5 | Creighton | Coral Gables, Fla. |
| 3/14E | L | 0-5 | Baltimore Orioles | Coral Gables, Fla. |
| 3/15 | W | 6-3 | Pace | Coral Gables, Fla. |
| 3/17 | W | 8-1 | Maine | Coral Gables, Fla. |
| 3/18 | W | 2-0 | Maine | Coral Gables, Fla. |
| 3/19 | L | 3-4 | Maine | Coral Gables, Fla. |
| 3/21 | L | 10-13 | Florida | Coral Gables, Fla. |
| 3/22 | W | 4-0 | Florida | Coral Gables, Fla. |
| 3/24 | W | 16-8 | Rutgers | Coral Gables, Fla. |
| 3/25 | W | 7-4 | Rutgers | Coral Gables, Fla. |
| 3/27 | W | 7-5 | Michigan State | Coral Gables, Fla. |
| 3/28 | W | 5-3 | Stetson | Coral Gables, Fla. |
| 3/29 | L | 8-9 | Stetson (10) | Coral Gables, Fla. |
| 4/1 | L | 1-7 | Florida | Gainesville, Fla. |
| 4/2 | L | 2-3 | Florida | Gainesville, Fla. |
| 4/7 | L | 0-3 | Florida State | Tallahassee, Fla. |
| 4/8 | W | 8-1 | Florida State | Tallahassee, Fla. |
| 4/9 | L | 3-11 | Florida State | Tallahassee, Fla. |
| 4/14 | W | 14-0 | FAU | Coral Gables, Fla. |
| 4/15 | W | 14-0 | FAU | Coral Gables, Fla. |
| 4/18 | W | 9-0 | St. Thomas | Coral Gables, Fla. |
| 4/21 | W | 5-2 | FIU | Coral Gables, Fla. |
| 4/22 | W | 7-2 | FIU | Coral Gables, Fla. |
| 4/23 | W | 9-6 | FIU | Miami, Fla. |
| 4/25 | W | 5-3 | Boca Raton | Coral Gables, Fla. |
| 4/28 | W | 11-5 | Clemson | Clemson, S.C. |
| 4/29 | W | 10-2 | Clemson | Clemson, S.C. |
| 4/30 | L | 4-5 | Clemson | Clemson, S.C. |
| 5/2 | W | 7-6 | Eckerd | Coral Gables, Fla. |
| 5/5 | W | 11-2 | Florida State | Coral Gables, Fla. |
| 5/6 | W | 8-2 | Florida State | Coral Gables, Fla. |
| 5/7 | L | 4-8 | Florida State | Coral Gables, Fla. |
| 5/9 | L | 12-13 | Tampa | Coral Gables, Fla. |
| 5/12 | W | 12-3 | Mercer | Coral Gables, Fla. |
| 5/13 | W | 9-4 | Mercer | Coral Gables, Fla. |
| 5/14 | W | 10-3 | Mercer | Coral Gables, Fla. |
| 5/19 | W | 7-4 | NC State | Chapel Hill, N.C. |
| 5/20 | W | 2-0 | Clemson | Chapel Hill, N.C. |
| 5/21 | W | 11-1 | Arizona | Chapel Hill, N.C. |
| 5/25+ | W | 3-1 | Villanova | Gainesville, Fla. |
| 5/26+ | L | 7-9 | Georgia Tech | Gainesville, Fla. |

49-18 (.731)

ALL-TIME RESULTS

| | | | | | | | | | |
|-------|---|------|-----------|-------------------|-------|---|-----|-------------|--------------------|
| 5/27+ | W | 9-1 | Florida | Gainesville, Fla. | 5/12 | L | 5-9 | Maine | Orono, Maine |
| 5/27+ | W | 10-1 | UCF | Gainesville, Fla. | 5/14 | L | 0-4 | Maine | Orono, Maine |
| 5/28+ | W | 4-1 | Villanova | Gainesville, Fla. | 5/14 | W | 6-4 | Maine (7) | Orono, Maine |
| 6/3# | W | 5-2 | LSU | Omaha, Neb. | 5/18 | W | 4-3 | UCF | Coral Gables, Fla. |
| 6/5# | L | 2-12 | Texas | Omaha, Neb. | 5/19 | W | 9-0 | UCF | Coral Gables, Fla. |
| 6/6# | L | 3-6 | LSU | Omaha, Neb. | 5/25+ | W | 4-3 | Stetson | Coral Gables, Fla. |
| | | | | | 5/27+ | W | 5-2 | USF | Coral Gables, Fla. |
| | | | | | 5/28+ | L | 2-6 | The Citadel | Coral Gables, Fla. |
| | | | | | 5/28+ | W | 6-1 | NC State | Coral Gables, Fla. |
| | | | | | 5/29+ | L | 1-4 | The Citadel | Coral Gables, Fla. |

1990

NCAA TOURNAMENT

| | | | | |
|------|---|-------|----------------------|--------------------|
| 2/2 | W | 7-0 | Seton Hall | Coral Gables, Fla. |
| 2/3 | W | 17-3 | Seton Hall | Coral Gables, Fla. |
| 2/4 | W | 8-2 | Seton Hall | Coral Gables, Fla. |
| 2/9 | W | 7-4 | USF | Tampa, Fla. |
| 2/10 | L | 3-4 | USF | Tampa, Fla. |
| 2/11 | W | 4-2 | UCF | Orlando, Fla. |
| 2/14 | W | 7-1 | Barry | Coral Gables, Fla. |
| 2/16 | W | 6-5 | Texas | Coral Gables, Fla. |
| 2/17 | W | 7-1 | Texas | Coral Gables, Fla. |
| 2/18 | W | 7-6 | Texas | Coral Gables, Fla. |
| 2/21 | W | 10-2 | St. Francis Brooklyn | Coral Gables, Fla. |
| 2/24 | L | 4-5 | Florida | Coral Gables, Fla. |
| 2/24 | W | 12-10 | Florida | Coral Gables, Fla. |
| 2/25 | W | 17-1 | St. Francis Brooklyn | Coral Gables, Fla. |
| 2/28 | W | 15-7 | Eckerd | Coral Gables, Fla. |
| 3/3 | W | 6-3 | Florida | Gainesville, Fla. |
| 3/4 | W | 8-2 | Florida | Gainesville, Fla. |
| 3/5 | W | 4-1 | Stetson | DeLand, Fla. |
| 3/6 | W | 5-4 | Stetson (11) | DeLand, Fla. |
| 3/9 | W | 5-1 | Southern Illinois | Coral Gables, Fla. |
| 3/10 | L | 0-1 | Southern Illinois | Coral Gables, Fla. |
| 3/11 | W | 25-1 | Boston University | Coral Gables, Fla. |
| 3/13 | W | 4-0 | Davidson | Coral Gables, Fla. |
| 3/15 | L | 2-3 | Davidson | Coral Gables, Fla. |
| 3/16 | W | 6-2 | Rutgers | Coral Gables, Fla. |
| 3/17 | W | 6-3 | Rutgers | Coral Gables, Fla. |
| 3/18 | W | 12-1 | Georgetown | Coral Gables, Fla. |
| 3/20 | W | 12-2 | Washington State | Coral Gables, Fla. |
| 3/21 | L | 0-3 | Washington State | Coral Gables, Fla. |
| 3/22 | W | 9-2 | Clemson | Coral Gables, Fla. |
| 3/23 | W | 11-5 | Clemson | Coral Gables, Fla. |
| 3/24 | W | 2-1 | Clemson | Coral Gables, Fla. |
| 3/28 | W | 12-1 | Northeastern | Coral Gables, Fla. |
| 3/30 | W | 2-1 | Wichita State | Minneapolis, Minn. |
| 3/31 | W | 3-0 | Minnesota (7) | Minneapolis, Minn. |
| 4/1 | W | 4-3 | Stanford (10) | Minneapolis, Minn. |
| 4/3 | W | 22-0 | Bethune-Cookman (7) | Coral Gables, Fla. |
| 4/6 | W | 3-1 | North Florida | Coral Gables, Fla. |
| 4/7 | W | 13-2 | St. Thomas | Coral Gables, Fla. |
| 4/10 | W | 5-3 | New Orleans | Coral Gables, Fla. |
| 4/11 | W | 4-2 | New Orleans | Coral Gables, Fla. |
| 4/13 | L | 3-7 | Florida State | Tallahassee, Fla. |
| 4/14 | W | 8-5 | Florida State | Tallahassee, Fla. |
| 4/15 | W | 8-3 | Florida State | Tallahassee, Fla. |
| 4/18 | W | 6-2 | St. Thomas | Coral Gables, Fla. |
| 4/20 | W | 16-6 | FIU | Coral Gables, Fla. |
| 4/21 | W | 6-5 | FIU | Coral Gables, Fla. |
| 4/22 | W | 7-1 | FIU | Miami, Fla. |
| 4/25 | W | 2-1 | Tampa (10) | Coral Gables, Fla. |
| 4/27 | W | 19-2 | Nova Southeastern | Coral Gables, Fla. |
| 4/28 | W | 11-3 | FAU | Coral Gables, Fla. |
| 5/4 | W | 7-3 | Florida State | Coral Gables, Fla. |
| 5/5 | L | 2-6 | Florida State | Coral Gables, Fla. |
| 5/6 | L | 4-8 | Florida State | Coral Gables, Fla. |
| 5/11 | L | 1-4 | Maine | Orono, Maine |

52-13 (.800)

1991

NCAA TOURNAMENT

| | | | | |
|------|---|------|-------------------|--------------------|
| 2/1 | W | 9-8 | California | Coral Gables, Fla. |
| 2/2 | W | 6-4 | California | Coral Gables, Fla. |
| 2/3 | W | 13-6 | California | Coral Gables, Fla. |
| 2/8 | L | 2-6 | Texas | Austin, Texas |
| 2/9 | L | 5-7 | Texas | Austin, Texas |
| 2/10 | W | 6-5 | Texas | Austin, Texas |
| 2/12 | W | 6-1 | Tampa | Coral Gables, Fla. |
| 2/15 | W | 8-1 | Stetson | Coral Gables, Fla. |
| 2/16 | W | 2-0 | Stetson | Coral Gables, Fla. |
| 2/19 | W | 6-1 | USF | Coral Gables, Fla. |
| 2/20 | W | 4-3 | USF | Coral Gables, Fla. |
| 2/23 | W | 5-3 | Florida | Gainesville, Fla. |
| 2/24 | W | 8-7 | Florida | Gainesville, Fla. |
| 2/26 | W | 4-2 | Florida | Coral Gables, Fla. |
| 2/27 | W | 9-7 | Florida (10) | Coral Gables, Fla. |
| 3/1 | L | 3-4 | LSU | New Orleans, La. |
| 3/2 | W | 12-3 | New Orleans | New Orleans, La. |
| 3/3 | L | 2-5 | Tulane | New Orleans, La. |
| 3/5 | W | 11-3 | NC State | Coral Gables, Fla. |
| 3/6 | L | 2-4 | NC State | Coral Gables, Fla. |
| 3/8 | L | 1-2 | Southern Illinois | Coral Gables, Fla. |
| 3/9 | W | 12-0 | Southern Illinois | Coral Gables, Fla. |
| 3/10 | W | 17-5 | George Washington | Coral Gables, Fla. |
| 3/11 | W | 5-1 | George Washington | Coral Gables, Fla. |
| 3/13 | W | 2-1 | Maine | Coral Gables, Fla. |
| 3/14 | W | 9-3 | Pennsylvania | Coral Gables, Fla. |
| 3/15 | W | 5-3 | Maine | Coral Gables, Fla. |
| 3/16 | W | 9-0 | Maine | Coral Gables, Fla. |
| 3/17 | W | 7-0 | Maine | Coral Gables, Fla. |
| 3/19 | W | 5-0 | Minnesota | Coral Gables, Fla. |
| 3/20 | L | 0-9 | Minnesota | Coral Gables, Fla. |
| 3/22 | W | 5-2 | Rutgers | Coral Gables, Fla. |
| 3/23 | W | 20-4 | Rutgers | Coral Gables, Fla. |
| 3/24 | W | 10-2 | Minnesota | Coral Gables, Fla. |
| 3/26 | W | 5-1 | Eastern Illinois | Coral Gables, Fla. |
| 3/29 | W | 9-3 | Northeastern | Coral Gables, Fla. |
| 3/30 | W | 17-4 | Northeastern (7) | Coral Gables, Fla. |
| 3/30 | W | 8-1 | Northeastern | Coral Gables, Fla. |
| 4/5 | W | 8-7 | FAU | Coral Gables, Fla. |
| 4/6 | W | 6-3 | St. Thomas | Coral Gables, Fla. |
| 4/9 | W | 8-7 | North Florida | Coral Gables, Fla. |
| 4/12 | L | 2-7 | Florida State | Tallahassee, Fla. |
| 4/13 | L | 4-12 | Florida State | Tallahassee, Fla. |
| 4/14 | L | 5-8 | Florida State | Tallahassee, Fla. |
| 4/17 | W | 4-3 | St. Thomas (12) | Coral Gables, Fla. |
| 4/19 | W | 6-2 | Eastern Kentucky | Coral Gables, Fla. |
| 4/20 | W | 4-0 | Eastern Kentucky | Coral Gables, Fla. |
| 4/21 | L | 2-3 | Eastern Kentucky | Coral Gables, Fla. |
| 4/26 | L | 2-5 | FIU | Coral Gables, Fla. |
| 4/27 | W | 1-1 | FIU | Coral Gables, Fla. |
| 4/28 | W | 8-0 | FIU | Miami, Fla. |

46-17 (.730)



ALL-TIME RESULTS

| | | | | | | | | | |
|-------|---|------|----------------------|--------------------|-------|---|-------|---------------------|--------------------|
| 5/3 | L | 2-3 | Florida State | Coral Gables, Fla. | 5/9 | W | 8-7 | Maine (10) | Orono, Maine |
| 5/4 | L | 1-4 | Florida State | Coral Gables, Fla. | 5/10 | W | 5-1 | Maine | Orono, Maine |
| 5/5 | W | 8-6 | Florida State | Coral Gables, Fla. | 5/12 | W | 5-1 | Tampa | Coral Gables, Fla. |
| 5/10 | W | 4-2 | Georgia Southern | Coral Gables, Fla. | 5/13 | W | 12-11 | Tampa | Coral Gables, Fla. |
| 5/11 | W | 7-0 | Georgia Southern | Coral Gables, Fla. | 5/15 | W | 6-5 | Georgia Tech (13) | Coral Gables, Fla. |
| 5/12 | W | 10-5 | Georgia Southern | Coral Gables, Fla. | 5/16 | W | 6-2 | Georgia Tech | Coral Gables, Fla. |
| 5/17 | L | 5-9 | Georgia Tech | Atlanta, Ga. | 5/17 | W | 4-3 | Georgia Tech | Coral Gables, Fla. |
| 5/18 | W | 10-7 | Georgia Tech | Atlanta, Ga. | 5/22+ | W | 3-1 | UMBC | Coral Gables, Fla. |
| 5/19 | W | 7-1 | Georgia Tech | Atlanta, Ga. | 5/23+ | L | 3-6 | Notre Dame | Coral Gables, Fla. |
| 5/23+ | W | 13-1 | Portland | Fresno, Calif. | 5/24 | W | 5-4 | NC State | Coral Gables, Fla. |
| 5/24+ | L | 6-13 | Cal State Northridge | Fresno, Calif. | 5/24+ | W | 17-2 | South Carolina | Coral Gables, Fla. |
| 5/25+ | L | 7-15 | Stanford | Fresno, Calif. | 5/25+ | W | 5-1 | Notre Dame | Coral Gables, Fla. |
| | | | | | 5/29# | W | 4-3 | California (13) | Omaha, Neb. |
| | | | | | 5/31# | W | 4-3 | Cal State Fullerton | Omaha, Neb. |
| | | | | | 6/2# | L | 5-7 | Cal State Fullerton | Omaha, Neb. |
| | | | | | 6/5# | L | 1-8 | Cal State Fullerton | Omaha, Neb. |

1992

55-10 (.846)

COLLEGE WORLD SERIES

| | | | | |
|------|---|------|-------------------|--------------------|
| 2/7 | W | 14-2 | Seton Hall | Coral Gables, Fla. |
| 2/8 | W | 25-3 | Seton Hall | Coral Gables, Fla. |
| 2/9 | W | 4-1 | Seton Hall | Coral Gables, Fla. |
| 2/13 | W | 6-1 | FIU | Coral Gables, Fla. |
| 2/14 | W | 22-1 | FIU | Coral Gables, Fla. |
| 2/16 | W | 7-1 | FIU | Coral Gables, Fla. |
| 2/19 | W | 13-4 | Barry | Coral Gables, Fla. |
| 2/22 | L | 3-7 | Florida | Gainesville, Fla. |
| 2/23 | L | 5-8 | Florida | Gainesville, Fla. |
| 2/28 | L | 5-8 | Stetson | Coral Gables, Fla. |
| 2/29 | W | 7-2 | Stetson | Coral Gables, Fla. |
| 3/1 | W | 7-5 | Stetson | Coral Gables, Fla. |
| 3/3 | W | 12-2 | Villanova | Coral Gables, Fla. |
| 3/5 | W | 4-0 | Providence | Coral Gables, Fla. |
| 3/6 | W | 7-1 | Florida | Coral Gables, Fla. |
| 3/7 | W | 6-5 | Florida | Coral Gables, Fla. |
| 3/10 | L | 5-14 | Illinois | Coral Gables, Fla. |
| 3/11 | W | 7-1 | Illinois | Coral Gables, Fla. |
| 3/13 | W | 10-2 | Illinois State | Coral Gables, Fla. |
| 3/14 | W | 3-0 | Illinois State | Coral Gables, Fla. |
| 3/15 | W | 12-0 | Pace | Coral Gables, Fla. |
| 3/17 | W | 10-0 | Rutgers | Coral Gables, Fla. |
| 3/19 | W | 14-7 | Rutgers | Coral Gables, Fla. |
| 3/20 | W | 9-1 | Southern Illinois | Coral Gables, Fla. |
| 3/21 | W | 5-1 | Southern Illinois | Coral Gables, Fla. |
| 3/22 | W | 12-3 | Youngstown State | Coral Gables, Fla. |
| 3/27 | L | 1-2 | Notre Dame | Coral Gables, Fla. |
| 3/28 | W | 1-6 | Notre Dame | Coral Gables, Fla. |
| 3/29 | W | 6-5 | Notre Dame (11) | Coral Gables, Fla. |
| 3/31 | W | 15-3 | USF | Tampa, Fla. |
| 4/1 | W | 8-7 | USF | Tampa, Fla. |
| 4/5 | W | 9-1 | Rollins | Coral Gables, Fla. |
| 4/7 | W | 12-8 | Barry | Coral Gables, Fla. |
| 4/10 | W | 10-6 | Florida State | Tallahassee, Fla. |
| 4/11 | W | 6-3 | Florida State | Tallahassee, Fla. |
| 4/12 | W | 6-5 | Florida State | Tallahassee, Fla. |
| 4/15 | W | 3-2 | North Florida | Coral Gables, Fla. |
| 4/17 | W | 11-1 | St. Thomas | Coral Gables, Fla. |
| 4/18 | W | 4-3 | St. Thomas (12) | Coral Gables, Fla. |
| 4/21 | W | 14-2 | FAU | Coral Gables, Fla. |
| 4/24 | W | 7-3 | Florida State | Coral Gables, Fla. |
| 4/25 | W | 5-4 | Florida State | Coral Gables, Fla. |
| 4/26 | L | 2-3 | Florida State | Coral Gables, Fla. |
| 4/28 | W | 11-1 | St. Thomas | Coral Gables, Fla. |
| 4/29 | W | 12-5 | Nova Southeastern | Coral Gables, Fla. |
| 5/1 | W | 6-1 | Texas | Coral Gables, Fla. |
| 5/2 | W | 3-2 | Texas | Coral Gables, Fla. |
| 5/3 | L | 3-10 | Texas | Coral Gables, Fla. |
| 5/8 | W | 5-1 | Maine | Orono, Maine |

BRAD KELLEY

1993

1993

36-22 (.621)

NCAA TOURNAMENT

| | | | | |
|------|---|-------|--------------------|--------------------|
| 2/5 | L | 6-17 | Texas | Austin, Texas |
| 2/6 | L | 6-7 | Texas | Austin, Texas |
| 2/7 | L | 11-12 | Texas (10) | Austin, Texas |
| 2/12 | W | 8-2 | Illinois | Coral Gables, Fla. |
| 2/13 | W | 4-3 | Illinois (13) | Coral Gables, Fla. |
| 2/14 | L | 4-6 | Illinois | Coral Gables, Fla. |
| 2/17 | W | 4-3 | FIU | Coral Gables, Fla. |
| 2/19 | W | 7-3 | Long Beach State | Coral Gables, Fla. |
| 2/20 | L | 2-4 | Long Beach State | Coral Gables, Fla. |
| 2/21 | L | 8-10 | Long Beach State | Coral Gables, Fla. |
| 2/24 | W | 4-3 | Michigan | Coral Gables, Fla. |
| 2/25 | W | 8-1 | Michigan | Coral Gables, Fla. |
| 2/27 | L | 2-3 | Florida | Gainesville, Fla. |
| 2/28 | L | 7-9 | Florida | Gainesville, Fla. |
| 3/1 | W | 6-4 | Stetson | DeLand, Fla. |
| 3/2 | W | 19-3 | Stetson | DeLand, Fla. |
| 3/5 | W | 7-5 | Jacksonville | Coral Gables, Fla. |
| 3/6 | L | 2-4 | Jacksonville | Coral Gables, Fla. |
| 3/7 | W | 8-6 | Jacksonville | Coral Gables, Fla. |
| 3/10 | W | 9-5 | Georgetown | Coral Gables, Fla. |
| 3/12 | W | 7-1 | Florida | Coral Gables, Fla. |
| 3/14 | L | 3-4 | Florida (10) | Coral Gables, Fla. |
| 3/16 | W | 11-4 | Rutgers | Coral Gables, Fla. |
| 3/18 | W | 6-2 | Southern Illinois | Coral Gables, Fla. |
| 3/19 | W | 6-5 | Maine | Coral Gables, Fla. |
| 3/20 | W | 11-10 | Maine | Coral Gables, Fla. |
| 3/26 | W | 13-2 | Georgia State | Coral Gables, Fla. |
| 3/27 | W | 9-6 | Georgia State | Coral Gables, Fla. |
| 3/27 | W | 19-1 | Georgia State | Coral Gables, Fla. |
| 3/31 | W | 11-2 | UCF | Coral Gables, Fla. |
| 4/2 | L | 0-2 | FAU | Coral Gables, Fla. |
| 4/3 | W | 3-0 | FAU | Coral Gables, Fla. |
| 4/6 | W | 7-3 | FIU | Coral Gables, Fla. |
| 4/9 | L | 0-7 | Florida State | Tallahassee, Fla. |
| 4/10 | L | 1-8 | Florida State | Tallahassee, Fla. |
| 4/11 | L | 2-6 | Florida State | Tallahassee, Fla. |
| 4/13 | W | 9-2 | FIU | Coral Gables, Fla. |
| 4/16 | W | 7-6 | St. Thomas (15) | Coral Gables, Fla. |
| 4/17 | W | 8-6 | St. Thomas | Coral Gables, Fla. |
| 4/21 | W | 9-4 | Nova Southeastern | Coral Gables, Fla. |
| 4/23 | L | 0-1 | Florida State | Coral Gables, Fla. |
| 4/24 | W | 4-3 | Florida State (12) | Coral Gables, Fla. |
| 4/25 | W | 14-13 | Florida State (10) | Coral Gables, Fla. |

ALL-TIME RESULTS

| | | | | | | | | | |
|-------|---|------|------------------|--------------------|-------|---|------|------------------|--------------------|
| 4/30 | W | 6-2 | Tampa | Coral Gables, Fla. | 4/29 | L | 5-7 | Clemson | Clemson, S.C. |
| 5/1 | W | 11-3 | Tampa | Coral Gables, Fla. | 4/30 | W | 6-3 | Clemson | Clemson, S.C. |
| 5/4 | W | 3-2 | FAU (13) | Coral Gables, Fla. | 5/1 | L | 8-9 | Clemson (12) | Clemson, S.C. |
| 5/7 | W | 6-5 | Rice | Coral Gables, Fla. | 5/6 | W | 11-3 | Barry | Coral Gables, Fla. |
| 5/8 | W | 13-5 | Rice | Coral Gables, Fla. | 5/7 | W | 10-4 | Tampa | Coral Gables, Fla. |
| 5/9 | L | 2-3 | Rice | Coral Gables, Fla. | 5/8 | W | 3-0 | Tampa | Coral Gables, Fla. |
| 5/11 | L | 3-5 | USF | Coral Gables, Fla. | 5/10 | L | 5-6 | FIU | Coral Gables, Fla. |
| 5/12 | W | 11-6 | USF | Coral Gables, Fla. | 5/13 | W | 7-2 | Western Carolina | Coral Gables, Fla. |
| 5/14 | W | 6-1 | Fordham | Coral Gables, Fla. | 5/14 | W | 8-2 | Western Carolina | Coral Gables, Fla. |
| 5/15 | W | 8-0 | Fordham | Coral Gables, Fla. | 5/15 | W | 5-4 | Western Carolina | Coral Gables, Fla. |
| 5/21 | L | 7-14 | NC State | Chapel Hill, N.C. | 5/20 | W | 4-1 | Coastal Carolina | Coral Gables, Fla. |
| 5/22 | L | 1-3 | North Carolina | Chapel Hill, N.C. | 5/21 | W | 7-4 | Coastal Carolina | Coral Gables, Fla. |
| 5/23 | L | 4-5 | Wake Forest | Chapel Hill, N.C. | 5/27+ | W | 17-4 | Rider | Coral Gables, Fla. |
| 5/27+ | L | 3-7 | South Alabama | Baton Rouge, La. | 5/28+ | W | 4-1 | Kent | Coral Gables, Fla. |
| 5/28+ | L | 5-10 | Western Carolina | Baton Rouge, La. | 5/29+ | W | 11-3 | Minnesota | Coral Gables, Fla. |
| | | | | | 5/30+ | W | 10-6 | Florida | Coral Gables, Fla. |
| | | | | | 6/4# | L | 0-4 | Arizona State | Omaha, Neb. |
| | | | | | 6/6# | W | 7-5 | Auburn | Omaha, Neb. |
| | | | | | 6/7# | L | 5-9 | Arizona State | Omaha, Neb. |

JIM MORRIS

1994-2018

1994

49-14 (.778)

COLLEGE WORLD SERIES

| | | | | |
|------|---|------|-----------------------|--------------------|
| 2/2 | W | 8-0 | Barry | Coral Gables, Fla. |
| 2/4 | W | 6-0 | Tennessee | Coral Gables, Fla. |
| 2/5 | W | 3-1 | Tennessee | Coral Gables, Fla. |
| 2/6 | W | 1-0 | Tennessee | Coral Gables, Fla. |
| 2/8 | W | 11-4 | FIU | Coral Gables, Fla. |
| 2/11 | W | 6-4 | Stetson | Coral Gables, Fla. |
| 2/12 | L | 4-7 | Stetson | Coral Gables, Fla. |
| 2/13 | L | 3-5 | Stetson | Coral Gables, Fla. |
| 2/15 | W | 4-0 | FIU | Coral Gables, Fla. |
| 2/19 | W | 4-3 | Florida (10) | Gainesville, Fla. |
| 2/20 | L | 0-5 | Florida | Gainesville, Fla. |
| 2/25 | W | 14-4 | Minnesota | Coral Gables, Fla. |
| 2/26 | L | 0-2 | Minnesota | Coral Gables, Fla. |
| 2/27 | W | 5-2 | Minnesota | Coral Gables, Fla. |
| 3/3 | W | 3-0 | FIU | Coral Gables, Fla. |
| 3/5 | W | 7-1 | Illinois | Coral Gables, Fla. |
| 3/6 | W | 6-2 | Illinois | Coral Gables, Fla. |
| 3/9 | W | 8-2 | Pace | Coral Gables, Fla. |
| 3/11 | W | 4-3 | Florida | Coral Gables, Fla. |
| 3/12 | W | 4-2 | Florida | Coral Gables, Fla. |
| 3/13 | W | 7-4 | FAU | Boca Raton, Fla. |
| 3/15 | W | 14-5 | Rutgers | Coral Gables, Fla. |
| 3/16 | W | 7-6 | Rutgers | Coral Gables, Fla. |
| 3/18 | W | 5-1 | Southern Illinois | Coral Gables, Fla. |
| 3/19 | W | 12-3 | Southern Illinois | Coral Gables, Fla. |
| 3/25 | L | 2-5 | Jacksonville | Jacksonville, Fla. |
| 3/26 | W | 5-3 | Jacksonville | Jacksonville, Fla. |
| 3/27 | W | 8-6 | Jacksonville | Jacksonville, Fla. |
| 3/29 | W | 2-0 | Northeastern | Coral Gables, Fla. |
| 4/2 | W | 19-7 | Notre Dame | South Bend, Ind. |
| 4/2 | W | 5-2 | Notre Dame | South Bend, Ind. |
| 4/3 | W | 4-2 | Notre Dame | South Bend, Ind. |
| 4/5 | L | 2-4 | Rollins | Coral Gables, Fla. |
| 4/8 | L | 3-6 | Florida State | Tallahassee, Fla. |
| 4/9 | W | 5-1 | Florida State | Tallahassee, Fla. |
| 4/10 | W | 2-1 | Florida State | Tallahassee, Fla. |
| 4/12 | W | 7-3 | FAU | Coral Gables, Fla. |
| 4/15 | L | 1-6 | Florida State | Coral Gables, Fla. |
| 4/16 | W | 8-0 | Florida State | Coral Gables, Fla. |
| 4/17 | L | 2-7 | Florida State | Coral Gables, Fla. |
| 4/19 | W | 7-6 | Florida Southern (11) | Coral Gables, Fla. |
| 4/20 | W | 5-1 | Florida Southern | Coral Gables, Fla. |
| 4/22 | W | 8-6 | St. Thomas | Coral Gables, Fla. |
| 4/23 | W | 9-4 | St. Thomas | Coral Gables, Fla. |

1995

48-17 (.738)

COLLEGE WORLD SERIES

| | | | | |
|------|---|------|-------------------|--------------------|
| 2/1 | W | 5-2 | FAU | Coral Gables, Fla. |
| 2/4 | L | 3-5 | Florida | Gainesville, Fla. |
| 2/5 | W | 10-2 | Florida | Gainesville, Fla. |
| 2/11 | W | 6-0 | UCF | Kissimmee, Fla. |
| 2/10 | W | 12-1 | North Carolina | Kissimmee, Fla. |
| 2/12 | W | 5-4 | UCF | Kissimmee, Fla. |
| 2/15 | W | 10-1 | FAU | Coral Gables, Fla. |
| 2/21 | W | 7-4 | FIU | Coral Gables, Fla. |
| 2/25 | W | 4-3 | USF | Tampa, Fla. |
| 2/26 | W | 4-3 | USF | Tampa, Fla. |
| 3/1 | W | 16-6 | FAU | Coral Gables, Fla. |
| 3/3 | W | 4-2 | Illinois | Coral Gables, Fla. |
| 3/4 | W | 16-0 | Illinois | Coral Gables, Fla. |
| 3/5 | L | 4-7 | Illinois | Coral Gables, Fla. |
| 3/10 | W | 12-5 | Rutgers | Coral Gables, Fla. |
| 3/11 | W | 8-0 | Rutgers | Coral Gables, Fla. |
| 3/12 | W | 11-4 | Rutgers | Coral Gables, Fla. |
| 3/14 | W | 5-4 | Southern Illinois | Coral Gables, Fla. |
| 3/15 | W | 5-3 | Southern Illinois | Coral Gables, Fla. |
| 3/17 | W | 10-0 | Maine | Coral Gables, Fla. |
| 3/18 | W | 12-6 | Maine | Coral Gables, Fla. |
| 3/19 | W | 10-3 | Maine | Coral Gables, Fla. |
| 3/22 | W | 5-3 | FAU | Boca Raton, Fla. |
| 3/24 | W | 9-4 | Notre Dame | Coral Gables, Fla. |
| 3/25 | W | 12-4 | Notre Dame | Coral Gables, Fla. |
| 3/26 | L | 2-5 | Notre Dame | Coral Gables, Fla. |
| 3/29 | W | 11-4 | Northeastern | Coral Gables, Fla. |
| 3/31 | W | 19-7 | Tampa | Coral Gables, Fla. |
| 4/1 | W | 7-5 | Tampa | Coral Gables, Fla. |
| 4/4 | L | 2-4 | FIU | Homestead, Fla. |
| 4/7 | L | 1-9 | Florida State | Tallahassee, Fla. |
| 4/8 | W | 6-5 | Florida State | Tallahassee, Fla. |
| 4/9 | L | 2-3 | Florida State | Tallahassee, Fla. |
| 4/14 | L | 6-9 | Florida State | Coral Gables, Fla. |
| 4/15 | L | 1-10 | Florida State | Coral Gables, Fla. |
| 4/16 | W | 3-2 | Florida State | Coral Gables, Fla. |
| 4/21 | L | 3-10 | Stetson | Coral Gables, Fla. |
| 4/22 | W | 14-7 | Stetson | Coral Gables, Fla. |
| 4/23 | L | 2-3 | Stetson | DeLand, Fla. |
| 4/26 | W | 20-4 | UCF | Coral Gables, Fla. |
| 4/27 | L | 5-11 | UCF | Coral Gables, Fla. |
| 4/29 | W | 5-0 | Jacksonville | Coral Gables, Fla. |



ALL-TIME RESULTS

| | | | | | | | | | |
|-------|---|-------|------------------|--------------------|-------|---|------|---------------------|--------------------|
| 4/30 | W | 12-4 | Jacksonville | Coral Gables, Fla. | 4/26 | W | 20-7 | Stetson | Coral Gables, Fla. |
| 5/1 | W | 7-4 | Jacksonville | Coral Gables, Fla. | 4/27 | W | 7-6 | Stetson | Coral Gables, Fla. |
| 5/5 | W | 11-5 | Mercer | Coral Gables, Fla. | 4/28 | W | 9-4 | Stetson | Coral Gables, Fla. |
| 5/6 | W | 8-2 | Mercer | Coral Gables, Fla. | 5/1 | W | 12-4 | Lynn | Coral Gables, Fla. |
| 5/7 | W | 6-1 | Mercer | Coral Gables, Fla. | 5/3 | W | 3-2 | USF | Coral Gables, Fla. |
| 5/12 | W | 7-6 | Clemson | Coral Gables, Fla. | 5/4 | W | 9-5 | USF | Coral Gables, Fla. |
| 5/13 | L | 5-7 | Clemson | Coral Gables, Fla. | 5/5 | L | 4-10 | USF | Coral Gables, Fla. |
| 5/14 | W | 8-4 | Clemson | Coral Gables, Fla. | 5/8 | W | 10-2 | FAU | Coral Gables, Fla. |
| 5/18 | L | 1-4 | Long Beach State | Long Beach, Calif. | 5/10 | W | 9-1 | Jacksonville | Jacksonville, Fla. |
| 5/19 | W | 6-4 | Long Beach State | Long Beach, Calif. | 5/11 | W | 15-5 | Jacksonville | Jacksonville, Fla. |
| 5/20 | W | 3-2 | Long Beach State | Long Beach, Calif. | 5/12 | W | 16-2 | Jacksonville | Jacksonville, Fla. |
| 5/26+ | W | 3-1 | Massachusetts | Coral Gables, Fla. | 5/16 | W | 5-4 | Cal State Fullerton | Coral Gables, Fla. |
| 5/27+ | W | 11-10 | USF | Coral Gables, Fla. | 5/17 | W | 8-7 | Cal State Fullerton | Coral Gables, Fla. |
| 5/28+ | W | 8-4 | North Carolina | Coral Gables, Fla. | 5/18 | L | 6-7 | Cal State Fullerton | Coral Gables, Fla. |
| 5/29+ | L | 0-4 | Texas A&M | Coral Gables, Fla. | 5/23+ | L | 4-5 | Sam Houston State | Austin, Texas |
| 5/29+ | W | 5-2 | Texas A&M | Coral Gables, Fla. | 5/24+ | W | 5-2 | Long Beach State | Austin, Texas |
| 6/2# | W | 15-10 | USC | Omaha, Neb. | 5/25+ | W | 9-7 | Texas | Austin, Texas |
| 6/4# | W | 4-2 | Florida State | Omaha, Neb. | 5/26+ | W | 8-2 | Missouri State | Austin, Texas |
| 6/7# | L | 5-7 | USC | Omaha, Neb. | 5/26+ | W | 8-4 | UCLA | Austin, Texas |
| 6/9# | L | 3-7 | USC | Omaha, Neb. | 5/31# | W | 7-3 | Clemson | Omaha, Neb. |
| | | | | | 6/2# | W | 15-1 | Alabama | Omaha, Neb. |
| | | | | | 6/5# | W | 14-5 | Clemson | Omaha, Neb. |
| | | | | | 6/8# | L | 8-9 | LSU | Omaha, Neb. |

1996

50-14 (.781)

COLLEGE WORLD SERIES

| | | | | |
|------|---|-------|-------------------|--------------------|
| 1/31 | W | 25-0 | Barry | Coral Gables, Fla. |
| 2/2 | L | 4-7 | Florida | Coral Gables, Fla. |
| 2/3 | W | 5-1 | Florida | Coral Gables, Fla. |
| 2/9 | W | 8-3 | Coastal Carolina | Coral Gables, Fla. |
| 2/10 | W | 7-2 | Coastal Carolina | Coral Gables, Fla. |
| 2/11 | W | 16-11 | Coastal Carolina | Coral Gables, Fla. |
| 2/16 | W | 6-0 | George Washington | Coral Gables, Fla. |
| 2/17 | W | 14-1 | George Washington | Coral Gables, Fla. |
| 2/18 | W | 19-3 | George Washington | Coral Gables, Fla. |
| 2/21 | W | 12-3 | FAU | Coral Gables, Fla. |
| 2/24 | L | 7-8 | Florida | Gainesville, Fla. |
| 2/25 | L | 1-5 | Florida | Gainesville, Fla. |
| 3/1 | W | 14-10 | Illinois | Coral Gables, Fla. |
| 3/2 | W | 10-0 | Illinois | Coral Gables, Fla. |
| 3/3 | W | 6-4 | Illinois | Coral Gables, Fla. |
| 3/6 | W | 10-3 | Michigan State | Coral Gables, Fla. |
| 3/8 | L | 4-5 | Rutgers | Coral Gables, Fla. |
| 3/9 | W | 12-3 | Rutgers | Coral Gables, Fla. |
| 3/15 | W | 17-4 | Maine | Coral Gables, Fla. |
| 3/16 | W | 10-3 | Maine | Coral Gables, Fla. |
| 3/17 | W | 15-3 | Maine | Coral Gables, Fla. |
| 3/21 | W | 13-6 | FIU | Coral Gables, Fla. |
| 3/22 | W | 5-3 | FIU | Coral Gables, Fla. |
| 3/23 | W | 5-4 | FIU | Coral Gables, Fla. |
| 3/24 | L | 5-6 | FIU | Coral Gables, Fla. |
| 3/27 | W | 8-0 | St. Thomas | Coral Gables, Fla. |
| 3/29 | W | 10-3 | Bethune-Cookman | Coral Gables, Fla. |
| 3/30 | W | 20-3 | Bethune-Cookman | Coral Gables, Fla. |
| 4/2 | W | 13-2 | Nova Southeastern | Coral Gables, Fla. |
| 4/5 | L | 2-13 | Florida State | Tallahassee, Fla. |
| 4/6 | W | 1-2 | Florida State | Tallahassee, Fla. |
| 4/7 | L | 1-15 | Florida State | Tallahassee, Fla. |
| 4/10 | W | 15-2 | St. Thomas | Coral Gables, Fla. |
| 4/12 | W | 6-2 | Florida State | Coral Gables, Fla. |
| 4/13 | W | 9-8 | Florida State | Coral Gables, Fla. |
| 4/14 | W | 7-4 | Florida State | Coral Gables, Fla. |
| 4/16 | L | 1-12 | Tennessee | Knoxville, Tenn. |
| 4/17 | L | 2-4 | Tennessee | Knoxville, Tenn. |
| 4/18 | L | 2-3 | Tennessee | Knoxville, Tenn. |
| 4/20 | W | 5-3 | Tampa | Coral Gables, Fla. |
| 4/21 | W | 2-1 | Tampa | Coral Gables, Fla. |

1997

51-18 (.739)

COLLEGE WORLD SERIES

| | | | | |
|-------|---|-------|----------------|--------------------|
| 1/16 | L | 2-3 | Hawaii | Honolulu, Hawaii |
| 1/17 | W | 14-7 | Hawaii | Honolulu, Hawaii |
| 1/18 | W | 10-7 | Hawaii | Honolulu, Hawaii |
| 1/19 | W | 13-11 | Hawaii | Honolulu, Hawaii |
| 1/31 | W | 4-2 | South Alabama | Coral Gables, Fla. |
| 2/1 | L | 7-9 | South Alabama | Coral Gables, Fla. |
| 2/2 | W | 16-4 | South Alabama | Coral Gables, Fla. |
| 2/7 | L | 6-10 | Stetson | Coral Gables, Fla. |
| 2/8 | W | 7-0 | Stetson | Coral Gables, Fla. |
| 2/9 | W | 11-4 | Stetson | Coral Gables, Fla. |
| 2/15 | L | 1-2 | Florida | Gainesville, Fla. |
| 2/16 | L | 5-12 | Florida | Gainesville, Fla. |
| 2/17 | L | 10-11 | Stetson | DeLand, Fla. |
| 2/21 | W | 8-7 | Florida | Coral Gables, Fla. |
| 2/22 | W | 4-1 | Florida | Coral Gables, Fla. |
| 2/25 | W | 8-3 | Barry | Coral Gables, Fla. |
| 2/28 | L | 3-4 | Texas | Austin, Texas |
| 3/1 | L | 3-22 | Texas | Austin, Texas |
| 3/2 | L | 12-13 | Texas | Austin, Texas |
| 3/6 | W | 5-0 | FIU | Coral Gables, Fla. |
| 3/7 | L | 3-4 | FIU | Coral Gables, Fla. |
| 3/8 | W | 10-3 | FIU | Coral Gables, Fla. |
| 3/9 | W | 9-0 | FIU | Coral Gables, Fla. |
| 3/12 | W | 17-3 | Illinois State | Coral Gables, Fla. |
| 3/14 | W | 5-2 | Illinois | Coral Gables, Fla. |
| 3/15 | W | 12-1 | Illinois | Coral Gables, Fla. |
| 3/16 | W | 3-2 | Illinois | Coral Gables, Fla. |
| 3/19 | W | 6-0 | Liberty | Coral Gables, Fla. |
| 3/21 | W | 7-2 | C.W. Post | Coral Gables, Fla. |
| 3/22 | W | 22-3 | Toledo | Coral Gables, Fla. |
| 3/24 | W | 13-2 | USF | Tampa, Fla. |
| 3/25 | L | 2-11 | USF | Tampa, Fla. |
| 3/27 | W | 10-2 | Harvard | Coral Gables, Fla. |
| 3/28 | W | 22-4 | Harvard | Coral Gables, Fla. |
| 3/29 | L | 6-9 | Harvard | Coral Gables, Fla. |
| 3/30E | L | 1-2 | Miami Marlins | Homestead, Fla. |
| 4/4 | W | 10-1 | Georgia Tech | Coral Gables, Fla. |
| 4/5 | W | 9-4 | Georgia Tech | Coral Gables, Fla. |

ALL-TIME RESULTS

| | | | | | | | | | |
|-------|---|-------|------------------|--------------------|-------|---|------|------------------|--------------------|
| 4/6 | W | 12-0 | Georgia Tech | Coral Gables, Fla. | 3/27 | W | 7-0 | Harvard | Coral Gables, Fla. |
| 4/9 | W | 12-2 | St. Thomas | Coral Gables, Fla. | 3/28 | W | 13-0 | Harvard | Coral Gables, Fla. |
| 4/11 | W | 9-5 | Florida State | Tallahassee, Fla. | 3/29 | W | 9-2 | Harvard | Coral Gables, Fla. |
| 4/12 | W | 8-5 | Florida State | Tallahassee, Fla. | 4/3 | W | 9-4 | Florida State | Tallahassee, Fla. |
| 4/13 | L | 7-8 | Florida State | Tallahassee, Fla. | 4/4 | W | 8-2 | Florida State | Tallahassee, Fla. |
| 4/18 | W | 6-2 | Duke | Coral Gables, Fla. | 4/5 | W | 9-6 | Florida State | Tallahassee, Fla. |
| 4/19 | W | 9-5 | Duke | Coral Gables, Fla. | 4/10 | W | 9-3 | Bethune-Cookman | Coral Gables, Fla. |
| 4/20 | W | 17-1 | Duke | Coral Gables, Fla. | 4/11 | W | 13-1 | Bethune-Cookman | Coral Gables, Fla. |
| 4/23 | W | 12-6 | FAU | Coral Gables, Fla. | 4/12 | W | 17-0 | Bethune-Cookman | Coral Gables, Fla. |
| 4/25 | W | 10-2 | Coastal Carolina | Coral Gables, Fla. | 4/15 | W | 4-2 | FAU | Coral Gables, Fla. |
| 4/27 | W | 10-2 | Coastal Carolina | Coral Gables, Fla. | 4/17 | W | 12-8 | St. Thomas | Coral Gables, Fla. |
| 4/27 | W | 7-3 | Coastal Carolina | Coral Gables, Fla. | 4/18 | W | 22-7 | St. Thomas | Coral Gables, Fla. |
| 4/30 | W | 13-8 | FAU | Coral Gables, Fla. | 4/22 | W | 23-3 | FAU | Coral Gables, Fla. |
| 5/2 | W | 9-1 | Florida State | Coral Gables, Fla. | 4/24 | L | 7-22 | Georgia Tech | Atlanta, Ga. |
| 5/3 | W | 7-6 | Florida State | Coral Gables, Fla. | 4/25 | W | 8-5 | Georgia Tech | Atlanta, Ga. |
| 5/4 | L | 3-7 | Florida State | Coral Gables, Fla. | 4/26 | W | 9-8 | Georgia Tech | Atlanta, Ga. |
| 5/9 | W | 12-1 | Jacksonville | Coral Gables, Fla. | 5/1 | W | 7-1 | Florida State | Coral Gables, Fla. |
| 5/10 | L | 14-23 | Jacksonville | Coral Gables, Fla. | 5/2 | L | 5-11 | Florida State | Coral Gables, Fla. |
| 5/11 | W | 10-1 | Jacksonville | Coral Gables, Fla. | 5/3 | L | 4-5 | Florida State | Coral Gables, Fla. |
| 5/15 | W | 20-3 | Oral Roberts | Coral Gables, Fla. | 5/8 | W | 14-8 | Jacksonville | Jacksonville, Fla. |
| 5/16 | W | 7-3 | Oral Roberts | Coral Gables, Fla. | 5/9 | L | 8-14 | Jacksonville | Jacksonville, Fla. |
| 5/17 | W | 7-3 | Oral Roberts | Coral Gables, Fla. | 5/10 | W | 14-6 | Jacksonville | Jacksonville, Fla. |
| 5/22+ | W | 11-4 | Richmond | Coral Gables, Fla. | 5/15 | W | 7-1 | Georgia Southern | Coral Gables, Fla. |
| 5/23+ | W | 5-2 | FIU | Coral Gables, Fla. | 5/16 | W | 13-0 | Georgia Southern | Coral Gables, Fla. |
| 5/24+ | L | 3-10 | Arizona State | Coral Gables, Fla. | 5/17 | L | 1-2 | Georgia Southern | Coral Gables, Fla. |
| 5/24+ | W | 6-5 | Florida | Coral Gables, Fla. | 5/21+ | W | 21-6 | Bowling Green | Coral Gables, Fla. |
| 5/25+ | W | 7-6 | Arizona State | Coral Gables, Fla. | 5/22+ | L | 5-6 | North Carolina | Coral Gables, Fla. |
| 5/25+ | W | 6-5 | Arizona State | Coral Gables, Fla. | 5/23+ | W | 13-0 | Texas Tech | Coral Gables, Fla. |
| 5/31# | W | 7-3 | UCLA | Omaha, Neb. | 5/23+ | W | 14-2 | South Carolina | Coral Gables, Fla. |
| 6/2# | W | 6-1 | Alabama | Omaha, Neb. | 5/24+ | W | 7-4 | North Carolina | Coral Gables, Fla. |
| 6/5# | L | 6-8 | Alabama | Omaha, Neb. | 5/29# | W | 3-1 | Long Beach State | Omaha, Neb. |
| 6/6# | L | 2-6 | Alabama | Omaha, Neb. | 5/31# | L | 2-9 | Arizona State | Omaha, Neb. |
| | | | | | 6/2# | L | 3-6 | Long Beach State | Omaha, Neb. |

1998

COLLEGE WORLD SERIES

| | | | | |
|------|---|-------|----------------|--------------------|
| 1/28 | W | 9-0 | Barry | Coral Gables, Fla. |
| 1/30 | W | 8-5 | USF | Coral Gables, Fla. |
| 1/31 | W | 10-3 | USF | Coral Gables, Fla. |
| 2/1 | L | 2-15 | USF | Coral Gables, Fla. |
| 2/7 | W | 11-8 | Florida | Coral Gables, Fla. |
| 2/8 | W | 17-11 | Florida | Coral Gables, Fla. |
| 2/11 | W | 2-1 | FIU | Coral Gables, Fla. |
| 2/14 | L | 5-19 | Florida | Gainesville, Fla. |
| 2/15 | L | 10-14 | Florida | Gainesville, Fla. |
| 2/17 | W | 18-3 | Lynn | Coral Gables, Fla. |
| 2/20 | W | 18-3 | Notre Dame | Coral Gables, Fla. |
| 2/21 | W | 27-2 | Notre Dame | Coral Gables, Fla. |
| 2/22 | W | 17-3 | Notre Dame | Coral Gables, Fla. |
| 2/27 | W | 5-4 | Texas | Coral Gables, Fla. |
| 2/28 | W | 9-5 | Texas | Coral Gables, Fla. |
| 3/1 | L | 7-8 | Texas | Coral Gables, Fla. |
| 3/6 | W | 15-1 | Illinois | Coral Gables, Fla. |
| 3/7 | W | 6-2 | Furman | Coral Gables, Fla. |
| 3/7 | W | 12-0 | FIU | Coral Gables, Fla. |
| 3/8 | W | 12-7 | Illinois | Coral Gables, Fla. |
| 3/13 | W | 9-4 | Rutgers | Coral Gables, Fla. |
| 3/14 | W | 10-2 | Rutgers | Coral Gables, Fla. |
| 3/15 | W | 18-6 | Rutgers | Coral Gables, Fla. |
| 3/17 | W | 15-1 | Vermont | Coral Gables, Fla. |
| 3/18 | W | 21-4 | Iona | Coral Gables, Fla. |
| 3/20 | W | 1-0 | North Carolina | Coral Gables, Fla. |
| 3/21 | W | 8-2 | North Carolina | Coral Gables, Fla. |
| 3/22 | W | 4-2 | North Carolina | Coral Gables, Fla. |
| 3/25 | W | 8-6 | Drexel | Homestead, Fla. |

51-12 (.810)

NATIONAL CHAMPIONS

1999

50-13 (.794)

COLLEGE WORLD SERIES

| | | | | |
|------|---|-------|---------------|--------------------|
| 1/26 | W | 8-3 | Barry | Coral Gables, Fla. |
| 1/29 | W | 12-1 | Stetson | Coral Gables, Fla. |
| 1/30 | W | 4-3 | Stetson (10) | Coral Gables, Fla. |
| 2/6 | L | 4-7 | Florida | Gainesville, Fla. |
| 2/7 | L | 12-14 | Florida | Gainesville, Fla. |
| 2/10 | L | 3-4 | FIU | Miami, Fla. |
| 2/12 | W | 7-4 | Florida | Coral Gables, Fla. |
| 2/13 | W | 10-3 | Florida | Coral Gables, Fla. |
| 2/17 | W | 3-1 | FAU | Coral Gables, Fla. |
| 2/19 | W | 13-1 | James Madison | Coral Gables, Fla. |
| 2/20 | W | 12-3 | James Madison | Coral Gables, Fla. |
| 2/21 | W | 14-2 | James Madison | Coral Gables, Fla. |
| 2/26 | W | 7-1 | Texas | Coral Gables, Fla. |
| 2/27 | W | 6-4 | Texas | Coral Gables, Fla. |
| 2/28 | W | 14-11 | Texas | Coral Gables, Fla. |
| 3/5 | L | 3-4 | Georgia | Coral Gables, Fla. |
| 3/6 | L | 5-6 | East Carolina | Coral Gables, Fla. |
| 3/6 | W | 23-3 | Ohio State | Coral Gables, Fla. |
| 3/7 | W | 8-1 | Georgia | Coral Gables, Fla. |
| 3/12 | W | 16-1 | Princeton | Coral Gables, Fla. |
| 3/13 | W | 16-1 | Princeton | Coral Gables, Fla. |
| 3/14 | W | 15-6 | Princeton | Coral Gables, Fla. |
| 3/16 | W | 8-5 | USF | Tampa, Fla. |
| 3/17 | W | 9-4 | USF | Tampa, Fla. |
| 3/19 | W | 15-1 | Marist | Homestead, Fla. |



ALL-TIME RESULTS

| | | | | | | | | | |
|-------|---|-------|------------------|--------------------|-------|---|-------|--------------------|--------------------|
| 3/20 | L | 3-9 | Iowa | Homestead, Fla. | 3/12 | W | 5-3 | Rutgers | Coral Gables, Fla. |
| 3/26 | W | 12-3 | New York Tech | Coral Gables, Fla. | 3/15 | W | 6-1 | Iona | Coral Gables, Fla. |
| 3/27 | W | 20-0 | New York Tech | Coral Gables, Fla. | 3/17 | W | 12-5 | Michigan | Coral Gables, Fla. |
| 4/2 | W | 5-3 | Clemson | Charlotte, N.C. | 3/18 | W | 10-3 | Michigan | Coral Gables, Fla. |
| 4/3 | L | 5-7 | Clemson | Charlotte, N.C. | 3/19 | T | 6-6 | Michigan (10) | Coral Gables, Fla. |
| 4/4 | W | 14-11 | Clemson | Charlotte, N.C. | 3/22 | W | 4-2 | Northwestern | Coral Gables, Fla. |
| 4/9 | W | 7-4 | NC State | Coral Gables, Fla. | 3/24 | L | 5-6 | Dartmouth | Coral Gables, Fla. |
| 4/10 | L | 9-13 | NC State | Coral Gables, Fla. | 3/25 | W | 10-8 | Dartmouth | Coral Gables, Fla. |
| 4/11 | W | 7-6 | NC State | Coral Gables, Fla. | 3/26 | W | 6-1 | Dartmouth | Coral Gables, Fla. |
| 4/16 | L | 2-8 | Florida State | Tallahassee, Fla. | 3/28 | W | 5-2 | FIU | Homestead, Fla. |
| 4/17 | W | 4-3 | Florida State | Tallahassee, Fla. | 3/30 | W | 6-0 | Harvard | Coral Gables, Fla. |
| 4/18 | W | 8-7 | Florida State | Tallahassee, Fla. | 4/7 | L | 13-14 | Florida State (17) | Tallahassee, Fla. |
| 4/23 | W | 8-7 | Florida State | Coral Gables, Fla. | 4/8 | L | 2-12 | Florida State | Tallahassee, Fla. |
| 4/24 | W | 9-4 | Florida State | Coral Gables, Fla. | 4/9 | L | 4-5 | Florida State | Tallahassee, Fla. |
| 4/25 | W | 9-8 | Florida State | Coral Gables, Fla. | 4/14 | W | 7-3 | Florida State | Coral Gables, Fla. |
| 4/30 | L | 6-13 | Elon | Coral Gables, Fla. | 4/15 | W | 7-3 | Florida State | Coral Gables, Fla. |
| 5/1 | W | 11-0 | Elon | Coral Gables, Fla. | 4/16 | L | 3-14 | Florida State | Coral Gables, Fla. |
| 5/2 | W | 24-5 | Elon | Coral Gables, Fla. | 4/21 | W | 12-0 | NC State | Durham, N.C. |
| 5/4 | L | 7-12 | FIU | Coral Gables, Fla. | 4/22 | W | 19-1 | NC State | Raleigh, N.C. |
| 5/7 | W | 2-0 | Jacksonville | Coral Gables, Fla. | 4/23 | L | 4-5 | NC State | Raleigh, N.C. |
| 5/8 | W | 12-9 | Jacksonville | Coral Gables, Fla. | 4/28 | W | 6-3 | Long Beach State | Coral Gables, Fla. |
| 5/11 | W | 5-3 | Notre Dame | South Bend, Ind. | 4/29 | W | 12-2 | Long Beach State | Coral Gables, Fla. |
| 5/12 | L | 0-1 | Notre Dame | South Bend, Ind. | 4/30 | L | 4-6 | Long Beach State | Coral Gables, Fla. |
| 5/14 | W | 17-1 | Winthrop | Coral Gables, Fla. | 5/6 | L | 2-10 | Georgia Tech | Coral Gables, Fla. |
| 5/15 | W | 9-2 | Winthrop | Coral Gables, Fla. | 5/7 | W | 3-2 | Georgia Tech | Coral Gables, Fla. |
| 5/16 | W | 8-2 | Winthrop | Coral Gables, Fla. | 5/8 | W | 7-5 | Georgia Tech | Coral Gables, Fla. |
| 5/20 | L | 0-12 | Long Beach State | Long Beach, Calif. | 5/12 | W | 4-2 | Jacksonville | Jacksonville, Fla. |
| 5/21 | W | 9-7 | Long Beach State | Long Beach, Calif. | 5/13 | W | 14-6 | Jacksonville | Jacksonville, Fla. |
| 5/22 | W | 8-6 | Long Beach State | Long Beach, Calif. | 5/14 | L | 7-8 | Jacksonville | Jacksonville, Fla. |
| 5/28+ | W | 15-9 | Bethune-Cookman | Coral Gables, Fla. | 5/19 | W | 6-1 | New York Tech | Coral Gables, Fla. |
| 5/29+ | W | 6-4 | FIU | Coral Gables, Fla. | 5/20 | W | 9-8 | New York Tech | Coral Gables, Fla. |
| 5/30+ | W | 3-2 | FAU | Coral Gables, Fla. | 5/21 | W | 17-3 | New York Tech | Coral Gables, Fla. |
| 6/4\$ | W | 10-2 | Wake Forest | Coral Gables, Fla. | 5/26+ | W | 19-5 | Wagner | Coral Gables, Fla. |
| 6/5\$ | W | 8-1 | Wake Forest | Coral Gables, Fla. | 5/27+ | W | 11-5 | Florida Atlantic | Coral Gables, Fla. |
| 6/11# | W | 8-4 | Rice | Omaha, Neb. | 5/28+ | W | 14-4 | FIU | Coral Gables, Fla. |
| 6/13# | W | 8-1 | Alabama | Omaha, Neb. | 6/2\$ | L | 2-9 | Florida State | Tallahassee, Fla. |
| 6/17# | W | 5-2 | Alabama | Omaha, Neb. | 6/3\$ | W | 7-5 | Florida State | Tallahassee, Fla. |
| 6/19# | W | 6-5 | Florida State | Omaha, Neb. | 6/4\$ | L | 1-6 | Florida State | Tallahassee, Fla. |

2000

41-19-1 (.672)

NCAA TOURNAMENT

| | | | | |
|------|---|-------|------------------|--------------------|
| 1/26 | W | 5-4 | Lynn | Coral Gables, Fla. |
| 1/28 | W | 6-3 | Wake Forest | Orlando, Fla. |
| 1/29 | L | 0-4 | Clemson | Orlando, Fla. |
| 1/30 | L | 0-9 | North Carolina | Orlando, Fla. |
| 2/4 | W | 16-8 | Florida | Coral Gables, Fla. |
| 2/5 | W | 17-1 | Florida | Coral Gables, Fla. |
| 2/9 | L | 2-7 | FAU | Coral Gables, Fla. |
| 2/12 | L | 3-4 | Florida | Gainesville, Fla. |
| 2/13 | L | 11-20 | Florida | Gainesville, Fla. |
| 2/15 | W | 5-3 | Barry | Coral Gables, Fla. |
| 2/18 | W | 8-3 | USF | Coral Gables, Fla. |
| 2/19 | W | 6-0 | USF | Coral Gables, Fla. |
| 2/20 | W | 3-2 | USF | Coral Gables, Fla. |
| 2/25 | W | 13-8 | Villanova | Coral Gables, Fla. |
| 2/26 | W | 10-1 | Eastern Michigan | Homestead, Fla. |
| 2/27 | W | 9-1 | Eastern Michigan | Homestead, Fla. |
| 3/1 | L | 6-7 | FIU | Coral Gables, Fla. |
| 3/3 | W | 19-2 | C.W. Post | Coral Gables, Fla. |
| 3/4 | W | 21-6 | C.W. Post | Coral Gables, Fla. |
| 3/5 | W | 33-0 | C.W. Post | Coral Gables, Fla. |
| 3/8 | L | 11-13 | Michigan State | Coral Gables, Fla. |
| 3/10 | W | 6-5 | Rutgers | Coral Gables, Fla. |
| 3/11 | L | 6-11 | Rutgers | Coral Gables, Fla. |

NATIONAL CHAMPIONS

2001

53-12 (.815)

COLLEGE WORLD SERIES

| | | | | |
|------|---|-------|-----------------|--------------------|
| 1/25 | W | 9-3 | FAU | Coral Gables, Fla. |
| 1/26 | L | 10-11 | FAU | Boca Raton, Fla. |
| 1/27 | W | 4-2 | FAU | Coral Gables, Fla. |
| 2/3 | W | 14-5 | Florida | Gainesville, Fla. |
| 2/7 | W | 4-3 | FIU | Miami, Fla. |
| 2/9 | W | 10-4 | Florida | Coral Gables, Fla. |
| 2/10 | W | 8-7 | Florida | Coral Gables, Fla. |
| 2/11 | L | 3-9 | Oklahoma State | Coral Gables, Fla. |
| 2/16 | W | 4-2 | Elon | Coral Gables, Fla. |
| 2/17 | W | 10-9 | Elon (12) | Coral Gables, Fla. |
| 2/18 | W | 7-4 | Elon | Coral Gables, Fla. |
| 2/21 | L | 10-17 | FIU | Coral Gables, Fla. |
| 2/23 | W | 10-2 | FIU | Homestead, Fla. |
| 2/24 | W | 2-0 | FIU | Homestead, Fla. |
| 2/25 | W | 14-0 | Albany | Coral Gables, Fla. |
| 3/2 | W | 8-6 | San Diego State | Minneapolis, Minn. |
| 3/3 | W | 10-1 | Minnesota | Minneapolis, Minn. |
| 3/4 | W | 8-2 | Arkansas | Minneapolis, Minn. |
| 3/7 | W | 6-2 | Pittsburgh | Coral Gables, Fla. |
| 3/9 | L | 4-6 | Rutgers (11) | Coral Gables, Fla. |

ALL-TIME RESULTS

| | | | | | | | | | |
|-------|---|-------|---------------------|--------------------|-------|---|-------|---------------------|--------------------|
| 3/10 | W | 13-2 | Rutgers | Coral Gables, Fla. | 3/10 | W | 8-5 | USF | Coral Gables, Fla. |
| 3/11 | L | 6-9 | Rutgers | Coral Gables, Fla. | 3/13 | L | 4-12 | Ball State | Coral Gables, Fla. |
| 3/13 | W | 8-2 | USF | Tampa, Fla. | 3/15 | L | 3-4 | Rutgers | Coral Gables, Fla. |
| 3/14 | W | 13-9 | USF | Tampa, Fla. | 3/16 | W | 8-3 | Rutgers | Coral Gables, Fla. |
| 3/16 | W | 14-13 | East Carolina | Coral Gables, Fla. | 3/17 | L | 5-9 | Rutgers | Coral Gables, Fla. |
| 3/17 | L | 2-7 | East Carolina | Coral Gables, Fla. | 3/20 | L | 10-13 | Wisconsin-Milwaukee | Coral Gables, Fla. |
| 3/18 | W | 8-4 | East Carolina (8) | Coral Gables, Fla. | 3/23 | W | 8-7 | UCLA | Coral Gables, Fla. |
| 3/21 | W | 2-1 | Cornell (10) | Coral Gables, Fla. | 3/24 | W | 8-2 | UCLA | Coral Gables, Fla. |
| 3/23 | W | 5-3 | Northeastern | Coral Gables, Fla. | 3/25 | W | 5-1 | UCLA | Coral Gables, Fla. |
| 3/24 | W | 5-2 | Northeastern | Coral Gables, Fla. | 3/26 | W | 5-3 | Northwestern | Coral Gables, Fla. |
| 3/25 | W | 5-3 | Northeastern | Coral Gables, Fla. | 3/29 | L | 2-3 | Elon | Coral Gables, Fla. |
| 3/30 | L | 2-8 | Cal State Fullerton | Coral Gables, Fla. | 3/30 | L | 8-11 | Elon | Coral Gables, Fla. |
| 3/31 | L | 5-8 | Cal State Fullerton | Coral Gables, Fla. | 3/31 | W | 5-4 | Elon | Coral Gables, Fla. |
| 4/1 | L | 2-9 | Cal State Fullerton | Coral Gables, Fla. | 4/5 | L | 3-13 | Florida State | Tallahassee, Fla. |
| 4/6 | W | 13-4 | Savannah State | Coral Gables, Fla. | 4/6 | W | 5-2 | Florida State | Tallahassee, Fla. |
| 4/7 | W | 7-2 | Savannah State | Coral Gables, Fla. | 4/7 | L | 7-9 | Florida State | Tallahassee, Fla. |
| 4/8 | W | 16-5 | Savannah State | Coral Gables, Fla. | 4/12 | L | 4-6 | Florida State | Coral Gables, Fla. |
| 4/13 | L | 9-10 | Florida State | Coral Gables, Fla. | 4/13 | L | 3-9 | Florida State | Coral Gables, Fla. |
| 4/14 | W | 5-4 | Florida State | Coral Gables, Fla. | 4/14 | L | 11-17 | Florida State | Coral Gables, Fla. |
| 4/15 | W | 7-1 | Florida State | Coral Gables, Fla. | 4/19 | W | 9-6 | Long Beach State | Coral Gables, Fla. |
| 4/20 | W | 7-5 | Florida State | Tallahassee, Fla. | 4/20 | W | 10-6 | Long Beach State | Coral Gables, Fla. |
| 4/21 | W | 9-6 | Florida State | Tallahassee, Fla. | 4/21 | L | 1-10 | Long Beach State | Coral Gables, Fla. |
| 4/22 | W | 7-4 | Florida State | Tallahassee, Fla. | 4/24 | W | 6-5 | FAU | Coral Gables, Fla. |
| 4/27 | L | 0-5 | Virginia | Coral Gables, Fla. | 4/26 | L | 4-5 | North Carolina | Chapel Hill, N.C. |
| 4/28 | W | 5-1 | Virginia | Coral Gables, Fla. | 4/27 | W | 4-3 | North Carolina | Chapel Hill, N.C. |
| 4/29 | W | 12-6 | Virginia | Coral Gables, Fla. | 4/28 | L | 4-5 | North Carolina | Chapel Hill, N.C. |
| 5/4 | L | 2-3 | Jacksonville | Coral Gables, Fla. | 5/2 | L | 7-9 | FIU | Coral Gables, Fla. |
| 5/5 | W | 13-3 | Jacksonville | Coral Gables, Fla. | 5/3 | W | 12-4 | Bethune-Cookman | Coral Gables, Fla. |
| 5/6 | W | 6-2 | Jacksonville | Coral Gables, Fla. | 5/4 | L | 1-3 | Bethune-Cookman | Coral Gables, Fla. |
| 5/11 | W | 12-4 | Florida Southern | Coral Gables, Fla. | 5/5 | W | 14-2 | Bethune-Cookman | Coral Gables, Fla. |
| 5/12 | W | 16-3 | Florida Southern | Coral Gables, Fla. | 5/10 | L | 6-7 | Georgia Tech | Atlanta, Ga. |
| 5/13 | W | 5-4 | Florida Southern | Coral Gables, Fla. | 5/11 | W | 10-2 | Georgia Tech | Atlanta, Ga. |
| 5/18 | W | 17-5 | New York Tech | Coral Gables, Fla. | 5/12 | L | 8-16 | Georgia Tech | Atlanta, Ga. |
| 5/19 | W | 14-7 | New York Tech | Coral Gables, Fla. | 5/17 | L | 9-11 | Jacksonville | Coral Gables, Fla. |
| 5/20 | W | 11-1 | New York Tech | Coral Gables, Fla. | 5/18 | W | 8-4 | Jacksonville | Coral Gables, Fla. |
| 5/25+ | W | 14-6 | Bucknell | Coral Gables, Fla. | 5/19 | W | 10-6 | Jacksonville | Coral Gables, Fla. |
| 5/26+ | W | 6-2 | Florida | Coral Gables, Fla. | 5/24 | W | 16-1 | New York Tech | Coral Gables, Fla. |
| 5/27+ | W | 16-8 | Stetson | Coral Gables, Fla. | 5/25 | W | 4-2 | New York Tech | Coral Gables, Fla. |
| 6/1\$ | W | 10-8 | Clemson | Coral Gables, Fla. | 5/26 | W | 11-5 | New York Tech | Coral Gables, Fla. |
| 6/2\$ | W | 14-6 | Clemson | Coral Gables, Fla. | 5/31+ | W | 9-1 | FIU | Gainesville, Fla. |
| 6/9# | W | 21-13 | Tennessee | Omaha, Neb. | 6/1+ | W | 7-2 | Florida | Gainesville, Fla. |
| 6/11# | W | 4-3 | USC | Omaha, Neb. | 6/2+ | L | 10-11 | Florida (10) | Gainesville, Fla. |
| 6/14# | W | 12-6 | Tennessee | Omaha, Neb. | 6/2+ | W | 8-7 | Florida | Gainesville, Fla. |
| 6/16# | W | 12-1 | Stanford | Omaha, Neb. | 6/7\$ | L | 7-10 | South Carolina | Columbia, S.C. |
| | | | | | 6/8\$ | W | 5-2 | South Carolina | Columbia, S.C. |
| | | | | | 6/9\$ | L | 4-6 | South Carolina | Columbia, S.C. |

2002

34-29 (.540)

NCAA TOURNAMENT

| | | | | |
|------|---|-------|---------------------|--------------------|
| 2/1 | W | 5-4 | Tennessee | Coral Gables, Fla. |
| 2/2 | L | 4-7 | Tennessee | Coral Gables, Fla. |
| 2/3 | W | 9-4 | Tennessee | Coral Gables, Fla. |
| 2/6 | L | 1-7 | FIU | Miami, Fla. |
| 2/8 | L | 9-12 | Florida | Coral Gables, Fla. |
| 2/10 | L | 2-6 | Florida | Coral Gables, Fla. |
| 2/15 | W | 10-4 | Minnesota | Coral Gables, Fla. |
| 2/16 | W | 21-17 | Minnesota | Coral Gables, Fla. |
| 2/17 | W | 7-6 | Minnesota | Coral Gables, Fla. |
| 2/22 | W | 6-2 | FIU | Homestead, Fla. |
| 2/23 | W | 11-4 | Kansas State | Homestead, Fla. |
| 2/24 | W | 10-2 | Lipscomb | Coral Gables, Fla. |
| 3/1 | L | 10-11 | USC | Fullerton, Calif. |
| 3/2 | W | 5-3 | Cal State Fullerton | Fullerton, Calif. |
| 3/3 | L | 6-8 | Houston | Fullerton, Calif. |
| 3/8 | L | 6-7 | USF | Coral Gables, Fla. |
| 3/9 | L | 7-13 | USF | Coral Gables, Fla. |

2003

45-17 (.714)

COLLEGE WORLD SERIES

| | | | | |
|------|---|------|-----------------|--------------------|
| 2/5 | W | 12-7 | FIU | Coral Gables, Fla. |
| 2/6 | W | 13-2 | Campbell | Coral Gables, Fla. |
| 2/7 | W | 10-3 | Campbell | Coral Gables, Fla. |
| 2/8 | L | 9-12 | Campbell | Coral Gables, Fla. |
| 2/14 | W | 9-2 | Florida | Gainesville, Fla. |
| 2/15 | L | 3-5 | Florida | Gainesville, Fla. |
| 2/21 | W | 6-3 | San Diego State | Coral Gables, Fla. |
| 2/22 | W | 4-1 | San Diego State | Coral Gables, Fla. |
| 2/23 | W | 6-3 | San Diego State | Coral Gables, Fla. |
| 2/28 | L | 7-8 | The Citadel | Coral Gables, Fla. |
| 3/1 | W | 6-1 | The Citadel | Coral Gables, Fla. |
| 3/2 | W | 14-6 | The Citadel | Coral Gables, Fla. |
| 3/7 | W | 5-2 | Tennessee | Knoxville, Tenn. |
| 3/8 | W | 8-4 | Tennessee | Knoxville, Tenn. |
| 3/9 | W | 10-4 | Tennessee | Knoxville, Tenn. |



ALL-TIME RESULTS

| | | | | | | | | | |
|-------|---|-------|------------------|----------------------|--------|---|-------|---------------------|--------------------|
| 3/11 | W | 3-2 | USF | Coral Gables, Fla. | 3/7 | W | 6-5 | Elon | Coral Gables, Fla. |
| 3/12 | W | 6-4 | USF | Coral Gables, Fla. | 3/10 | W | 10-8 | Campbell | Coral Gables, Fla. |
| 3/14 | W | 15-5 | Rutgers | Coral Gables, Fla. | 3/12 | W | 12-2 | Rutgers | Coral Gables, Fla. |
| 3/16 | L | 7-8 | Rutgers | Coral Gables, Fla. | 3/13 | W | 10-5 | Rutgers | Coral Gables, Fla. |
| 3/18 | W | 16-2 | St. Peter's | Coral Gables, Fla. | 3/14 | W | 6-5 | Rutgers | Coral Gables, Fla. |
| 3/19 | W | 9-8 | Stony Brook | Coral Gables, Fla. | 3/16 | L | 2-7 | USF | Tampa, Fla. |
| 3/21 | W | 18-8 | Boston College | Coral Gables, Fla. | 3/17 | W | 17-3 | USF | Tampa, Fla. |
| 3/22 | W | 17-5 | Boston College | Coral Gables, Fla. | 3/19 | W | 6-3 | Illinois-Chicago | Coral Gables, Fla. |
| 3/26 | W | 10-9 | Harvard | Homestead, Fla. | 3/20 | W | 6-4 | Illinois-Chicago | Coral Gables, Fla. |
| 3/28 | W | 7-6 | Georgia Tech | Coral Gables, Fla. | 3/21 | W | 13-1 | Illinois-Chicago | Coral Gables, Fla. |
| 3/29 | W | 13-8 | Georgia Tech | Coral Gables, Fla. | 3/24 | L | 4-5 | FIU | Coral Gables, Fla. |
| 3/30 | W | 17-16 | Georgia Tech | Coral Gables, Fla. | 3/27 | W | 6-1 | Penn State | Coral Gables, Fla. |
| 4/2 | L | 3-5 | FAU | Coral Gables, Fla. | 3/27 | W | 1-0 | Penn State | Coral Gables, Fla. |
| 4/4 | W | 8-5 | Oral Roberts | Coral Gables, Fla. | 3/28 | W | 11-3 | Penn State | Coral Gables, Fla. |
| 4/5 | L | 1-10 | Oral Roberts | Coral Gables, Fla. | 4/2 | L | 4-17 | Georgia Tech | Atlanta, Ga. |
| 4/6 | W | 11-8 | Oral Roberts | Coral Gables, Fla. | 4/3 | W | 9-7 | Georgia Tech | Atlanta, Ga. |
| 4/11 | W | 6-1 | Virginia | Charlottesville, Va. | 4/4 | W | 16-13 | Georgia Tech | Atlanta, Ga. |
| 4/12 | W | 10-4 | Virginia | Charlottesville, Va. | 4/9 | L | 5-6 | Florida State | Coral Gables, Fla. |
| 4/13 | L | 2-17 | Virginia | Charlottesville, Va. | 4/10 | W | 17-11 | Florida State | Coral Gables, Fla. |
| 4/16 | W | 6-4 | FIU | Miami, Fla. | 4/11 | W | 4-0 | Florida State | Coral Gables, Fla. |
| 4/18 | L | 2-4 | Florida State | Coral Gables, Fla. | 4/16 | W | 10-0 | Florida State | Coral Gables, Fla. |
| 4/19 | L | 4-6 | Florida State | Coral Gables, Fla. | 4/17 | W | 7-3 | Florida State | Coral Gables, Fla. |
| 4/20 | T | 7-7 | Florida State | Coral Gables, Fla. | 4/18 | L | 3-10 | Florida State | Coral Gables, Fla. |
| 4/25 | L | 0-1 | Florida State | Tallahassee, Fla. | 4/23 | W | 8-0 | Virginia | Coral Gables, Fla. |
| 4/26 | W | 14-3 | Florida State | Tallahassee, Fla. | 4/24 | W | 22-3 | Virginia | Coral Gables, Fla. |
| 4/27 | L | 0-12 | Florida State | Tallahassee, Fla. | 4/25 | L | 3-4 | Virginia | Coral Gables, Fla. |
| 5/2 | W | 27-1 | Pace | Coral Gables, Fla. | 4/30 | W | 6-1 | Coastal Carolina | Coral Gables, Fla. |
| 5/3 | W | 23-1 | Pace | Coral Gables, Fla. | 5/1 | W | 5-1 | Coastal Carolina | Coral Gables, Fla. |
| 5/4 | W | 20-2 | Pace | Coral Gables, Fla. | 5/2 | W | 13-11 | Coastal Carolina | Coral Gables, Fla. |
| 5/9 | W | 12-2 | Jacksonville | Jacksonville, Fla. | 5/7 | W | 6-4 | Jacksonville | Coral Gables, Fla. |
| 5/10 | L | 8-11 | Jacksonville | Jacksonville, Fla. | 5/8 | W | 12-4 | Jacksonville | Coral Gables, Fla. |
| 5/11 | L | 4-5 | Jacksonville | Jacksonville, Fla. | 5/9 | W | 7-4 | Jacksonville | Coral Gables, Fla. |
| 5/16 | W | 12-7 | Savannah State | Coral Gables, Fla. | 5/14 | L | 1-4 | North Carolina | Coral Gables, Fla. |
| 5/17 | W | 11-2 | Savannah State | Coral Gables, Fla. | 5/15 | W | 4-3 | North Carolina | Coral Gables, Fla. |
| 5/18 | W | 11-3 | Savannah State | Coral Gables, Fla. | 5/16 | L | 0-2 | North Carolina | Coral Gables, Fla. |
| 5/19 | W | 6-4 | Savannah State | Coral Gables, Fla. | 5/19 | W | 13-3 | FAU | Coral Gables, Fla. |
| 5/22 | W | 6-4 | Long Beach State | Long Beach, Calif. | 5/20 | W | 9-1 | Ball State | Coral Gables, Fla. |
| 5/23 | W | 3-2 | Long Beach State | Long Beach, Calif. | 5/21 | W | 4-2 | Ball State | Coral Gables, Fla. |
| 5/24 | L | 3-7 | Long Beach State | Long Beach, Calif. | 5/22 | W | 7-3 | Ball State | Coral Gables, Fla. |
| 5/30+ | W | 10-5 | Bethune-Cookman | Coral Gables, Fla. | 5/27 | W | 8-5 | Long Beach State | Coral Gables, Fla. |
| 5/31+ | W | 1-0 | FAU | Coral Gables, Fla. | 5/28 | W | 7-3 | Long Beach State | Coral Gables, Fla. |
| 6/1+ | L | 5-15 | Florida | Coral Gables, Fla. | 5/29 | W | 7-6 | Long Beach State | Coral Gables, Fla. |
| 6/1+ | W | 13-10 | Florida | Coral Gables, Fla. | 6/4+ | W | 6-3 | St. Bonaventure | Coral Gables, Fla. |
| 6/7\$ | W | 10-9 | NC State | Coral Gables, Fla. | 6/5+ | W | 19-5 | NC State | Coral Gables, Fla. |
| 6/8\$ | W | 11-5 | NC State (11) | Coral Gables, Fla. | 6/6+ | W | 19-6 | FAU | Coral Gables, Fla. |
| 6/14# | L | 2-13 | Texas | Omaha, Neb. | 6/12\$ | W | 8-7 | Florida | Coral Gables, Fla. |
| 6/16# | W | 7-5 | Missouri State | Omaha, Neb. | 6/13\$ | W | 3-1 | Florida | Coral Gables, Fla. |
| 6/17# | L | 1-5 | Texas | Omaha, Neb. | 6/19# | W | 9-5 | LSU | Omaha, Neb. |
| | | | | | 6/21# | L | 3-6 | Cal State Fullerton | Omaha, Neb. |
| | | | | | 6/22# | L | 11-15 | South Carolina | Omaha, Neb. |

2004

50-13 (.794)

COLLEGE WORLD SERIES

| | | | | |
|------|---|-------|-----------|--------------------|
| 2/13 | L | 0-3 | Florida | Coral Gables, Fla. |
| 2/14 | W | 4-1 | Florida | Coral Gables, Fla. |
| 2/15 | W | 19-5 | Florida | Coral Gables, Fla. |
| 2/20 | W | 8-7 | Tennessee | Coral Gables, Fla. |
| 2/21 | L | 11-14 | Tennessee | Coral Gables, Fla. |
| 2/22 | W | 14-3 | Tennessee | Coral Gables, Fla. |
| 2/26 | L | 7-11 | FIU | Miami, Fla. |
| 2/27 | W | 9-7 | FIU | Homestead, Fla. |
| 2/28 | W | 17-0 | La Salle | Homestead, Fla. |
| 2/29 | W | 9-2 | Minnesota | Coral Gables, Fla. |
| 3/4 | W | 9-3 | Maine | Coral Gables, Fla. |
| 3/5 | W | 6-3 | Elon | Coral Gables, Fla. |
| 3/6 | W | 24-0 | Elon | Coral Gables, Fla. |

2005

41-19-1 (.672)

NCAA TOURNAMENT

| | | | | |
|------|---|-------|-------------------|--------------------|
| 2/1 | W | 7-0 | FIU | Coral Gables, Fla. |
| 2/4 | W | 12-5 | High Point | Coral Gables, Fla. |
| 2/5 | W | 7-6 | High Point (11) | Coral Gables, Fla. |
| 2/6 | W | 10-1 | High Point | Coral Gables, Fla. |
| 2/11 | W | 11-9 | USF | Coral Gables, Fla. |
| 2/12 | W | 7-5 | USF | Coral Gables, Fla. |
| 2/13 | W | 9-4 | USF | Coral Gables, Fla. |
| 2/18 | W | 9-7 | Florida | Gainesville, Fla. |
| 2/19 | L | 1-2 | Florida (11) | Gainesville, Fla. |
| 2/20 | L | 11-14 | Florida | Gainesville, Fla. |
| 2/25 | W | 12-1 | George Washington | Coral Gables, Fla. |

ALL-TIME RESULTS

| | | | | | | | | | |
|--------|---|-------|-------------------|----------------------|--------|---|-------|-------------------|--------------------|
| 2/26 | L | 4-5 | George Washington | Coral Gables, Fla. | 2/19 | L | 10-11 | Florida | Coral Gables, Fla. |
| 2/27 | W | 16-3 | George Washington | Coral Gables, Fla. | 2/25 | W | 4-3 | Bethune-Cookman | Coral Gables, Fla. |
| 3/2 | W | 5-1 | Northeastern | Coral Gables, Fla. | 2/25 | W | 9-1 | Bethune-Cookman | Coral Gables, Fla. |
| 3/4 | W | 6-1 | NC State* | Coral Gables, Fla. | 2/26 | W | 9-1 | Bethune-Cookman | Coral Gables, Fla. |
| 3/5 | L | 5-11 | NC State* | Coral Gables, Fla. | 3/3 | W | 4-0 | Indiana | Coral Gables, Fla. |
| 3/6 | W | 13-7 | NC State* | Coral Gables, Fla. | 3/4 | W | 7-2 | Indiana | Coral Gables, Fla. |
| 3/8 | W | 3-0 | Pittsburgh | Coral Gables, Fla. | 3/5 | W | 6-4 | Indiana | Coral Gables, Fla. |
| 3/11 | W | 14-3 | Duke* | Coral Gables, Fla. | 3/8 | W | 9-4 | Michigan State | Coral Gables, Fla. |
| 3/12 | W | 12-1 | Duke* | Coral Gables, Fla. | 3/10 | W | 14-3 | Virginia Tech* | Coral Gables, Fla. |
| 3/13 | W | 6-1 | Duke* | Coral Gables, Fla. | 3/11 | W | 12-3 | Virginia Tech* | Coral Gables, Fla. |
| 3/16 | W | 13-2 | Rutgers | Coral Gables, Fla. | 3/12 | W | 10-4 | Virginia Tech* | Coral Gables, Fla. |
| 3/18 | W | 11-2 | Wake Forest* | Winston-Salem, N.C. | 3/14 | W | 6-0 | Fordham | Coral Gables, Fla. |
| 3/19 | L | 6-13 | Wake Forest* | Winston-Salem, N.C. | 3/15 | W | 12-2 | Manhattan | Coral Gables, Fla. |
| 3/20 | W | 12-4 | Wake Forest* | Winston-Salem, N.C. | 3/17 | W | 3-0 | Duke* | Durham, N.C. |
| 3/23 | W | 11-3 | FIU | Miami, Fla. | 3/18 | W | 4-3 | Duke* | Durham, N.C. |
| 3/25 | W | 20-1 | Georgia Tech* | Coral Gables, Fla. | 3/19 | W | 7-1 | Duke* | Durham, N.C. |
| 3/26 | L | 6-17 | Georgia Tech* | Coral Gables, Fla. | 3/24 | W | 10-2 | Maryland* | College Park, Md. |
| 3/27 | L | 10-11 | Georgia Tech* | Coral Gables, Fla. | 3/25 | L | 4-5 | Maryland* | College Park, Md. |
| 3/31 | W | 1-0 | Oral Roberts | Coral Gables, Fla. | 3/26 | W | 3-1 | Maryland* | College Park, Md. |
| 4/1 | W | 17-6 | Oral Roberts | Coral Gables, Fla. | 3/31 | L | 6-8 | Clemson* | Coral Gables, Fla. |
| 4/2 | L | 3-4 | Oral Roberts (12) | Coral Gables, Fla. | 4/1 | L | 2-6 | Clemson* | Coral Gables, Fla. |
| 4/3 | L | 8-12 | Oral Roberts | Coral Gables, Fla. | 4/2 | L | 1-14 | Clemson* | Coral Gables, Fla. |
| 4/8 | W | 7-3 | Virginia Tech* | Blacksburg, Va. | 4/7 | L | 7-8 | North Carolina* | Coral Gables, Fla. |
| 4/9 | W | 20-5 | Virginia Tech* | Salem, Va. | 4/8 | W | 9-7 | North Carolina* | Coral Gables, Fla. |
| 4/10 | W | 9-5 | Virginia Tech* | Salem, Va. | 4/9 | L | 6-9 | North Carolina* | Coral Gables, Fla. |
| 4/15 | W | 17-7 | North Carolina* | Chapel Hill, N.C. | 4/14 | W | 7-3 | Florida State* | Tallahassee, Fla. |
| 4/16 | W | 18-9 | North Carolina* | Chapel Hill, N.C. | 4/15 | L | 1-16 | Florida State* | Tallahassee, Fla. |
| 4/17 | T | 7-7 | North Carolina* | Chapel Hill, N.C. | 4/16 | W | 7-5 | Florida State* | Tallahassee, Fla. |
| 4/22 | W | 5-3 | Florida State* | Coral Gables, Fla. | 4/21 | L | 2-8 | Virginia* | Coral Gables, Fla. |
| 4/23 | W | 5-2 | Florida State* | Coral Gables, Fla. | 4/22 | L | 7-15 | Virginia* | Coral Gables, Fla. |
| 4/24 | L | 1-13 | Florida State* | Coral Gables, Fla. | 4/23 | W | 9-8 | Virginia (10)* | Coral Gables, Fla. |
| 4/29 | W | 4-3 | Maryland* | Coral Gables, Fla. | 4/28 | L | 2-9 | NC State* | Raleigh, N.C. |
| 4/30 | W | 12-8 | Maryland* | Coral Gables, Fla. | 4/29 | W | 9-6 | NC State* | Raleigh, N.C. |
| 5/1 | L | 9-11 | Maryland* | Coral Gables, Fla. | 4/30 | W | 12-10 | NC State* | Raleigh, N.C. |
| 5/6 | W | 4-2 | Jacksonville | Coral Gables, Fla. | 5/5 | W | 5-2 | Wright State | Coral Gables, Fla. |
| 5/7 | W | 15-2 | Jacksonville | Coral Gables, Fla. | 5/6 | W | 14-1 | Wright State | Coral Gables, Fla. |
| 5/8 | W | 6-5 | Jacksonville (10) | Coral Gables, Fla. | 5/7 | W | 15-1 | Wright State | Coral Gables, Fla. |
| 5/13 | W | 7-6 | Virginia* | Charlottesville, Va. | 5/12 | W | 13-1 | Wake Forest* | Coral Gables, Fla. |
| 5/14 | W | 1-0 | Virginia* | Charlottesville, Va. | 5/13 | W | 11-10 | Wake Forest (10)* | Coral Gables, Fla. |
| 5/15 | L | 3-4 | Virginia* | Charlottesville, Va. | 5/14 | L | 5-8 | Wake Forest* | Coral Gables, Fla. |
| 5/19 | L | 5-15 | Clemson* | Clemson, S.C. | 5/18 | W | 8-7 | Georgia Tech* | Atlanta, Ga. |
| 5/20 | L | 2-9 | Clemson* | Clemson, S.C. | 5/19 | L | 5-14 | Georgia Tech* | Atlanta, Ga. |
| 5/21 | L | 2-6 | Clemson* | Clemson, S.C. | 5/20 | L | 7-12 | Georgia Tech* | Atlanta, Ga. |
| 5/25% | L | 1-2 | NC State | Jacksonville, Fla. | 5/24% | L | 1-2 | Georgia Tech | Jacksonville, Fla. |
| 5/26% | L | 1-9 | Clemson | Jacksonville, Fla. | 5/25% | W | 4-1 | Wake Forest | Jacksonville, Fla. |
| 6/3+ | W | 6-2 | VCU | Coral Gables, Fla. | 5/26% | L | 4-7 | Georgia Tech | Jacksonville, Fla. |
| 6/4+ | W | 4-1 | Mississippi State | Coral Gables, Fla. | 6/2+ | W | 11-2 | San Francisco | Lincoln, Neb. |
| 6/5+ | W | 10-4 | Mississippi State | Coral Gables, Fla. | 6/3+ | W | 8-2 | Manhattan | Lincoln, Neb. |
| 6/10\$ | L | 1-3 | Nebraska | Lincoln, Neb. | 6/4+ | W | 10-4 | Manhattan | Lincoln, Neb. |
| 6/11\$ | L | 3-6 | Nebraska | Lincoln, Neb. | 6/10\$ | L | 9-11 | Mississippi | Oxford, Miss. |
| | | | | | 6/11\$ | W | 7-0 | Mississippi | Oxford, Miss. |
| | | | | | 6/12\$ | W | 14-9 | Mississippi | Oxford, Miss. |
| | | | | | 6/17# | W | 11-1 | Oregon State | Omaha, Neb. |
| | | | | | 6/19# | L | 2-3 | Rice | Omaha, Neb. |
| | | | | | 6/20# | L | 1-8 | Oregon State | Omaha, Neb. |

2006

42-24 (.636)

COLLEGE WORLD SERIES

| | | | | |
|------|---|------|------------|---------------------|
| 1/28 | W | 17-3 | FIU | Coral Gables, Fla. |
| 1/29 | W | 5-0 | FIU | Miami, Fla. |
| 2/3 | W | 16-4 | Winthrop | Coral Gables, Fla. |
| 2/5 | L | 3-8 | Winthrop | Coral Gables, Fla. |
| 2/5 | L | 3-4 | Winthrop | Coral Gables, Fla. |
| 2/10 | W | 3-1 | UCLA | Los Angeles, Calif. |
| 2/11 | L | 4-7 | UCLA | Los Angeles, Calif. |
| 2/12 | W | 5-2 | UCLA | Los Angeles, Calif. |
| 2/15 | W | 13-4 | Louisville | Coral Gables, Fla. |
| 2/17 | L | 1-2 | Florida | Coral Gables, Fla. |
| 2/18 | L | 1-4 | Florida | Coral Gables, Fla. |

2007

37-24 (.607)

NCAA TOURNAMENT

| | | | | |
|------|---|-----|---------|--------------------|
| 2/2 | L | 5-6 | Mercer | Coral Gables, Fla. |
| 2/3 | L | 5-8 | Mercer | Coral Gables, Fla. |
| 2/9 | W | 1-0 | UCLA | Coral Gables, Fla. |
| 2/10 | W | 9-8 | UCLA | Coral Gables, Fla. |
| 2/11 | W | 7-3 | UCLA | Coral Gables, Fla. |
| 2/16 | L | 2-7 | Florida | Gainesville, Fla. |



ALL-TIME RESULTS

| | | | | | | | | | |
|-------|---|-------|--------------------|----------------------|-------|---|-------|-----------------|--------------------|
| 2/17 | L | 5-7 | Florida | Gainesville, Fla. | 3/2 | L | 2-6 | Florida | Coral Gables, Fla. |
| 2/18 | W | 10-7 | Florida | Gainesville, Fla. | 3/4 | W | 9-2 | Lehigh | Coral Gables, Fla. |
| 2/23 | L | 10-7 | Elon | Coral Gables, Fla. | 3/7 | W | 10-7 | Boston College* | Coral Gables, Fla. |
| 2/24 | W | 17-4 | Elon | Coral Gables, Fla. | 3/8 | W | 8-3 | Boston College* | Coral Gables, Fla. |
| 2/25 | W | 6-3 | Elon | Coral Gables, Fla. | 3/9 | W | 7-1 | Boston College* | Coral Gables, Fla. |
| 3/2 | W | 14-8 | Fordham | Coral Gables, Fla. | 3/11 | W | 10-0 | Penn State | Coral Gables, Fla. |
| 3/3 | W | 8-1 | Fordham | Coral Gables, Fla. | 3/12 | W | 7-4 | Maine | Coral Gables, Fla. |
| 3/4 | W | 10-9 | Fordham (10) | Coral Gables, Fla. | 3/14 | W | 12-5 | NC State* | Raleigh, N.C. |
| 3/6 | L | 2-5 | St. Bonaventure | Coral Gables, Fla. | 3/15 | W | 2-1 | NC State* | Raleigh, N.C. |
| 3/7 | W | 7-2 | La Salle | Coral Gables, Fla. | 3/16 | L | 10-11 | NC State* | Raleigh, N.C. |
| 3/9 | L | 5-7 | North Carolina* | Chapel Hill, N.C. | 3/18 | W | 20-9 | Cornell | Coral Gables, Fla. |
| 3/10 | L | 1-3 | North Carolina* | Chapel Hill, N.C. | 3/19 | W | 13-1 | NJIT | Coral Gables, Fla. |
| 3/11 | L | 7-11 | North Carolina* | Chapel Hill, N.C. | 3/21 | W | 17-4 | Wake Forest* | Coral Gables, Fla. |
| 3/13 | W | 4-2 | Maine | Coral Gables, Fla. | 3/23 | W | 23-2 | Wake Forest* | Coral Gables, Fla. |
| 3/14 | W | 4-1 | Rutgers | Coral Gables, Fla. | 3/25 | W | 10-5 | Bethune-Cookman | Coral Gables, Fla. |
| 3/16 | W | 13-3 | Maryland* | Coral Gables, Fla. | 3/26 | W | 7-6 | Bethune-Cookman | Coral Gables, Fla. |
| 3/17 | W | 4-3 | Maryland* | Coral Gables, Fla. | 3/28 | W | 7-5 | Duke (10)* | Durham, N.C. |
| 3/18 | L | 4-5 | Maryland* | Coral Gables, Fla. | 3/29 | W | 8-1 | Duke* | Durham, N.C. |
| 3/23 | L | 1-4 | Virginia* | Charlottesville, Va. | 4/1 | W | 16-7 | FAU | Coral Gables, Fla. |
| 3/24 | L | 0-3 | Virginia* | Charlottesville, Va. | 4/2 | W | 13-2 | FIU | Miami, Fla. |
| 3/25 | W | 4-2 | Virginia* | Charlottesville, Va. | 4/4 | W | 6-4 | Clemson* | Coral Gables, Fla. |
| 3/30 | W | 10-3 | Clemson* | Clemson, S.C. | 4/5 | W | 15-5 | Clemson* | Coral Gables, Fla. |
| 3/31 | L | 1-4 | Clemson* | Clemson, S.C. | 4/6 | W | 7-6 | Clemson* | Coral Gables, Fla. |
| 4/1 | W | 7-6 | Clemson* | Clemson, S.C. | 4/8 | W | 4-2 | FGCU (11) | Coral Gables, Fla. |
| 4/4 | W | 10-9 | FIU (10) | Coral Gables, Fla. | 4/9 | L | 3-6 | FAU | Coral Gables, Fla. |
| 4/6 | L | 2-9 | Georgia Tech* | Coral Gables, Fla. | 4/12 | W | 10-5 | Georgia Tech* | Atlanta, Ga. |
| 4/7 | W | 5-2 | Georgia Tech (11)* | Coral Gables, Fla. | 4/12 | W | 15-5 | Georgia Tech* | Atlanta, Ga. |
| 4/8 | W | 8-7 | Georgia Tech* | Coral Gables, Fla. | 4/13 | W | 9-3 | Georgia Tech* | Atlanta, Ga. |
| 4/11 | W | 11-7 | FIU | Miami, Fla. | 4/16 | W | 12-10 | FAU | Boca Raton, Fla. |
| 4/13 | L | 3-5 | NC State (13)* | Coral Gables, Fla. | 4/18 | W | 11-4 | Florida State* | Tallahassee, Fla. |
| 4/14 | W | 5-1 | NC State* | Coral Gables, Fla. | 4/19 | L | 5-9 | Florida State* | Tallahassee, Fla. |
| 4/15 | L | 9-19 | NC State* | Coral Gables, Fla. | 4/20 | W | 11-10 | Florida State* | Tallahassee, Fla. |
| 4/18 | L | 2-3 | North Florida | Coral Gables, Fla. | 4/23 | L | 3-6 | FIU | Coral Gables, Fla. |
| 4/20 | W | 11-9 | Virginia Tech* | Blacksburg, Va. | 4/25 | W | 1-0 | Virginia* | Coral Gables, Fla. |
| 4/21 | W | 4-3 | Virginia Tech* | Blacksburg, Va. | 4/26 | W | 4-3 | Virginia (10)* | Coral Gables, Fla. |
| 4/22 | W | 9-5 | Virginia Tech* | Blacksburg, Va. | 4/27 | W | 10-0 | Virginia* | Coral Gables, Fla. |
| 4/25 | W | 7-3 | Stetson | Coral Gables, Fla. | 5/2 | W | 10-6 | St. Mary's | Coral Gables, Fla. |
| 4/27 | L | 6-7 | Florida State* | Coral Gables, Fla. | 5/3 | W | 5-0 | St. Mary's | Coral Gables, Fla. |
| 4/28 | L | 8-13 | Florida State* | Coral Gables, Fla. | 5/4 | W | 15-3 | St. Mary's | Coral Gables, Fla. |
| 4/29 | W | 7-1 | Florida State* | Coral Gables, Fla. | 5/9 | W | 12-4 | Virginia Tech* | Blacksburg, Va. |
| 5/4 | W | 3-2 | Wright State | Coral Gables, Fla. | 5/10 | L | 6-7 | Virginia Tech* | Blacksburg, Va. |
| 5/5 | W | 11-2 | Wright State | Coral Gables, Fla. | 5/10 | W | 9-2 | Virginia Tech* | Blacksburg, Va. |
| 5/6 | W | 13-5 | Wright State | Coral Gables, Fla. | 5/13 | W | 5-2 | North Florida | Coral Gables, Fla. |
| 5/11 | W | 9-8 | Wake Forest (14)* | Winston-Salem, N.C. | 5/15 | W | 12-2 | North Carolina* | Coral Gables, Fla. |
| 5/12 | L | 10-12 | Wake Forest* | Winston-Salem, N.C. | 5/16 | L | 6-10 | North Carolina* | Coral Gables, Fla. |
| 5/13 | W | 2-1 | Wake Forest* | Winston-Salem, N.C. | 5/17 | L | 11-12 | North Carolina* | Coral Gables, Fla. |
| 5/17 | W | 2-1 | Duke* | Coral Gables, Fla. | 5/21* | W | 7-1 | Clemson | Jacksonville, Fla. |
| 5/18 | W | 5-1 | Duke* | Coral Gables, Fla. | 5/22* | W | 15-12 | Georgia Tech | Jacksonville, Fla. |
| 5/19 | W | 14-5 | Duke* | Coral Gables, Fla. | 5/24* | W | 5-2 | NC State | Jacksonville, Fla. |
| 5/23% | L | 4-5 | Clemson (13) | Jacksonville, Fla. | 5/25% | W | 8-4 | Virginia | Jacksonville, Fla. |
| 5/25% | W | 9-3 | Florida State | Jacksonville, Fla. | 5/30+ | W | 7-4 | Bethune-Cookman | Coral Gables, Fla. |
| 5/26% | L | 3-7 | Wake Forest | Jacksonville, Fla. | 5/31+ | W | 6-5 | Missouri | Coral Gables, Fla. |
| 6/1+ | L | 7-13 | Louisville | Columbia, Mo. | 6/1+ | W | 11-2 | Mississippi | Coral Gables, Fla. |
| 6/2+ | W | 8-7 | Kent State | Columbia, Mo. | 6/6\$ | L | 3-6 | Arizona | Coral Gables, Fla. |
| 6/3+ | L | 7-8 | Louisville | Columbia, Mo. | 6/7\$ | W | 14-10 | Arizona | Coral Gables, Fla. |
| | | | | | 6/8\$ | W | 4-2 | Arizona | Coral Gables, Fla. |
| | | | | | 6/14# | L | 4-7 | Georgia | Omaha, Neb. |
| | | | | | 6/16# | W | 7-5 | Florida State | Omaha, Neb. |
| | | | | | 6/18# | L | 3-8 | Stanford | Omaha, Neb. |

2008

53-11 (.828)

COLLEGE WORLD SERIES

| | | | | |
|-------|---|-----|---------------|--------------------|
| 2/22 | W | 3-1 | Cincinnati | Coral Gables, Fla. |
| 2/23 | W | 6-4 | Cincinnati | Coral Gables, Fla. |
| 2/24 | W | 8-0 | Cincinnati | Coral Gables, Fla. |
| 2/26E | L | 2-7 | Miami Marlins | Jupiter, Fla. |
| 2/29 | W | 8-4 | Florida | Coral Gables, Fla. |
| 3/1 | W | 8-5 | Florida | Coral Gables, Fla. |



ALL-TIME RESULTS

2011

NCAA TOURNAMENT

| | | | | |
|-------|---|-------|----------------------|----------------------|
| 2/18 | W | 2-1 | Rutgers (11) | Coral Gables, Fla. |
| 2/19 | L | 5-6 | Rutgers (10) | Coral Gables, Fla. |
| 2/20 | W | 5-3 | Rutgers | Coral Gables, Fla. |
| 2/23 | L | 4-7 | FAU | Boca Raton, Fla. |
| 2/24 | W | 6-3 | Appalachian State | Coral Gables, Fla. |
| 2/25 | L | 5-7 | Appalachian State | Coral Gables, Fla. |
| 2/26 | W | 10-0 | Appalachian State | Coral Gables, Fla. |
| 2/27E | W | 9-8 | Miami Marlins | Jupiter, Fla. |
| 3/1 | L | 2-4 | USF | Tampa, Fla. |
| 3/4 | L | 3-8 | Florida | Gainesville, Fla. |
| 3/5 | L | 0-1 | Florida | Gainesville, Fla. |
| 3/6 | L | 3-5 | Florida | Gainesville, Fla. |
| 3/8 | W | 1-0 | Illinois State (11) | Coral Gables, Fla. |
| 3/9 | L | 2-9 | Illinois State | Coral Gables, Fla. |
| 3/11 | W | 3-1 | Virginia Tech* | Coral Gables, Fla. |
| 3/12 | W | 2-1 | Virginia Tech* | Coral Gables, Fla. |
| 3/13 | W | 11-1 | Virginia Tech* | Coral Gables, Fla. |
| 3/15 | W | 7-3 | FAU | Coral Gables, Fla. |
| 3/18 | W | 4-1 | Wake Forest* | Winston-Salem, N.C. |
| 3/19 | W | 4-3 | Wake Forest* | Winston-Salem, N.C. |
| 3/20 | W | 5-3 | Wake Forest* | Winston-Salem, N.C. |
| 3/22 | W | 4-1 | UCF | Coral Gables, Fla. |
| 3/23 | W | 5-2 | FGCU | Coral Gables, Fla. |
| 3/25 | L | 3-8 | Georgia Tech* | Coral Gables, Fla. |
| 3/26 | L | 3-12 | Georgia Tech (10)* | Coral Gables, Fla. |
| 3/27 | L | 1-3 | Georgia Tech* | Coral Gables, Fla. |
| 3/29 | W | 13-2 | FGCU | Coral Gables, Fla. |
| 4/3 | W | 19-4 | Boston College* | Chestnut Hill, Mass. |
| 4/3 | W | 7-6 | Boston College (5)* | Chestnut Hill, Mass. |
| 4/6 | W | 8-1 | FGCU | Ft. Myers, Fla. |
| 4/8 | W | 4-1 | NC State* | Coral Gables, Fla. |
| 4/9 | W | 14-13 | NC State (10)* | Coral Gables, Fla. |
| 4/10 | W | 3-0 | NC State* | Coral Gables, Fla. |
| 4/13 | W | 10-5 | Barry | Coral Gables, Fla. |
| 4/15 | W | 10-4 | Maryland* | College Park, Md. |
| 4/17 | L | 2-10 | Maryland* | College Park, Md. |
| 4/17 | W | 5-2 | Maryland* | College Park, Md. |
| 4/20 | W | 5-3 | Bethune-Cookman | Coral Gables, Fla. |
| 4/23 | W | 13-6 | North Carolina (10)* | Chapel Hill, N.C. |
| 4/23 | W | 5-3 | North Carolina* | Chapel Hill, N.C. |
| 4/24 | L | 1-8 | North Carolina* | Chapel Hill, N.C. |
| 4/27 | W | 14-5 | USF | Coral Gables, Fla. |
| 4/29 | L | 5-6 | Florida State* | Coral Gables, Fla. |
| 4/30 | L | 0-2 | Florida State* | Coral Gables, Fla. |
| 5/1 | W | 5-1 | Florida State* | Coral Gables, Fla. |
| 5/6 | W | 16-4 | Hofstra | Coral Gables, Fla. |
| 5/7 | W | 9-3 | Hofstra | Coral Gables, Fla. |
| 5/8 | L | 0-5 | Hofstra | Coral Gables, Fla. |
| 5/13 | W | 6-2 | Virginia* | Charlottesville, Va. |
| 5/14 | L | 2-3 | Virginia* | Charlottesville, Va. |
| 5/15 | L | 4-5 | Virginia* | Charlottesville, Va. |
| 5/17 | L | 4-7 | FAU | Coral Gables, Fla. |
| 5/19 | W | 4-1 | Duke* | Coral Gables, Fla. |
| 5/20 | L | 0-2 | Duke* | Coral Gables, Fla. |
| 5/21 | W | 5-2 | Duke* | Coral Gables, Fla. |
| 5/26% | W | 7-3 | North Carolina | Durham, N.C. |
| 5/27% | L | 4-6 | Virginia | Durham, N.C. |
| 5/28% | W | 4-2 | Wake Forest | Durham, N.C. |
| 6/3+ | W | 7-2 | Jacksonville | Gainesville, Fla. |
| 6/4+ | L | 4-5 | Florida | Gainesville, Fla. |
| 6/5+ | W | 6-3 | Jacksonville | Gainesville, Fla. |
| 6/5+ | L | 4-11 | Florida | Gainesville, Fla. |

38-23 (.623)

2012

NCAA TOURNAMENT

| | | | | |
|-------|---|------|----------------------|--------------------|
| 2/17 | W | 6-2 | Rutgers | Coral Gables, Fla. |
| 2/18 | W | 4-1 | Rutgers | Coral Gables, Fla. |
| 2/19 | W | 9-7 | Rutgers | Coral Gables, Fla. |
| 2/22 | W | 3-0 | FGCU | Ft. Myers, Fla. |
| 2/24 | W | 15-4 | Albany | Coral Gables, Fla. |
| 2/25 | W | 11-1 | Albany | Coral Gables, Fla. |
| 2/26 | W | 12-5 | Albany | Coral Gables, Fla. |
| 2/29 | W | 10-5 | FAU | Coral Gables, Fla. |
| 3/2 | L | 5-7 | Florida | Coral Gables, Fla. |
| 3/3 | L | 5-13 | Florida | Coral Gables, Fla. |
| 3/4 | L | 5-8 | Florida | Coral Gables, Fla. |
| 3/6E | L | 6-7 | Miami Marlins | Miami, Fla. |
| 3/7 | W | 4-3 | Miami (OH) | Coral Gables, Fla. |
| 3/9 | W | 7-3 | Boston College* | Coral Gables, Fla. |
| 3/10 | W | 5-3 | Boston College* | Coral Gables, Fla. |
| 3/11 | W | 4-1 | Boston College* | Coral Gables, Fla. |
| 3/13 | W | 11-6 | Illinois State | Coral Gables, Fla. |
| 3/14 | W | 3-2 | UCF | Orlando, Fla. |
| 3/16 | L | 1-5 | Duke* | Durham, N.C. |
| 3/17 | W | 2-1 | Duke* | Durham, N.C. |
| 3/18 | W | 7-1 | Duke* | Durham, N.C. |
| 3/21 | W | 8-5 | FAU | Boca Raton, Fla. |
| 3/23 | W | 4-1 | Maryland* | Coral Gables, Fla. |
| 3/24 | W | 9-1 | Maryland* | Coral Gables, Fla. |
| 3/25 | L | 4-6 | Maryland* | Coral Gables, Fla. |
| 3/28 | W | 11-4 | St. Thomas | Coral Gables, Fla. |
| 3/30 | L | 1-3 | Clemson* | Clemson, S.C. |
| 3/31 | L | 1-3 | Clemson* | Clemson, S.C. |
| 4/1 | W | 4-2 | Clemson* | Clemson, S.C. |
| 4/4 | L | 1-4 | UCF | Coral Gables, Fla. |
| 4/6 | W | 8-0 | North Carolina* | Coral Gables, Fla. |
| 4/7 | W | 4-3 | North Carolina (14)* | Coral Gables, Fla. |
| 4/8 | W | 4-0 | North Carolina* | Coral Gables, Fla. |
| 4/11 | L | 2-4 | FGCU | Coral Gables, Fla. |
| 4/13 | W | 6-4 | Virginia Tech* | Blacksburg, Va. |
| 4/14 | L | 4-5 | Virginia Tech* | Blacksburg, Va. |
| 4/15 | L | 2-3 | Virginia Tech* | Blacksburg, Va. |
| 4/18 | W | 3-2 | Stetson | Coral Gables, Fla. |
| 4/20 | L | 2-11 | Florida State* | Tallahassee, Fla. |
| 4/21 | L | 1-6 | Florida State* | Tallahassee, Fla. |
| 4/22 | L | 7-8 | Florida State* | Tallahassee, Fla. |
| 4/24 | W | 3-1 | FAU | Coral Gables, Fla. |
| 4/28 | L | 3-7 | Virginia* | Coral Gables, Fla. |
| 4/30 | L | 4-7 | Virginia* | Coral Gables, Fla. |
| 4/30 | L | 4-7 | Virginia* | Coral Gables, Fla. |
| 5/4 | W | 7-0 | Bethune-Cookman | Coral Gables, Fla. |
| 5/5 | W | 5-4 | Bethune-Cookman | Coral Gables, Fla. |
| 5/6 | W | 4-3 | Bethune-Cookman | Coral Gables, Fla. |
| 5/11 | W | 11-0 | Wake Forest* | Coral Gables, Fla. |
| 5/12 | L | 2-7 | Wake Forest* | Coral Gables, Fla. |
| 5/13 | W | 6-3 | Wake Forest* | Coral Gables, Fla. |
| 5/17 | W | 5-4 | Georgia Tech* | Atlanta, Ga. |
| 5/18 | W | 8-6 | Georgia Tech* | Atlanta, Ga. |
| 5/19 | L | 1-2 | Georgia Tech* | Atlanta, Ga. |
| 5/23% | L | 2-3 | NC State | Greensboro, N.C. |
| 5/24% | W | 5-3 | North Carolina | Greensboro, N.C. |
| 5/25% | W | 6-3 | Wake Forest | Greensboro, N.C. |
| 5/27% | L | 5-8 | Georgia Tech | Greensboro, N.C. |
| 6/1+ | L | 2-10 | Stony Brook | Coral Gables, Fla. |
| 6/2+ | L | 2-12 | Missouri State | Coral Gables, Fla. |

36-23 (.610)

HISTORY

ALL-TIME RESULTS

2013

NCAA TOURNAMENT

| | | | | |
|-------|---|------|----------------------|----------------------|
| 2/16 | W | 5-4 | Rutgers | Coral Gables, Fla. |
| 2/16 | W | 4-1 | Rutgers (7) | Coral Gables, Fla. |
| 2/17 | W | 7-0 | Rutgers | Coral Gables, Fla. |
| 2/20 | W | 5-4 | FAU (11) | Boca Raton, Fla. |
| 2/22 | W | 6-1 | Milwaukee | Coral Gables, Fla. |
| 2/23 | W | 6-1 | Milwaukee | Coral Gables, Fla. |
| 2/24 | W | 7-6 | Milwaukee | Coral Gables, Fla. |
| 2/26 | W | 5-4 | St. Thomas | Coral Gables, Fla. |
| 2/27 | W | 5-1 | Barry | Coral Gables, Fla. |
| 3/1 | W | 3-2 | Florida | Gainesville, Fla. |
| 3/2 | L | 4-6 | Florida | Gainesville, Fla. |
| 3/3 | L | 3-6 | Florida | Gainesville, Fla. |
| 3/5 | W | 6-2 | Maine | Coral Gables, Fla. |
| 3/6 | W | 5-0 | UCF | Coral Gables, Fla. |
| 3/8 | L | 2-4 | Duke* | Coral Gables, Fla. |
| 3/9 | L | 2-9 | Duke* | Coral Gables, Fla. |
| 3/10 | W | 5-3 | Duke* | Coral Gables, Fla. |
| 3/12 | L | 6-17 | Illinois State | Coral Gables, Fla. |
| 3/13 | W | 9-2 | Illinois State | Coral Gables, Fla. |
| 3/15 | W | 4-1 | North Carolina* | Chapel Hill, N.C. |
| 3/16 | L | 2-14 | North Carolina* | Chapel Hill, N.C. |
| 3/17 | L | 1-4 | North Carolina* | Chapel Hill, N.C. |
| 3/19 | W | 9-6 | Columbia | Coral Gables, Fla. |
| 3/20 | W | 6-4 | Columbia | Coral Gables, Fla. |
| 3/22 | W | 11-9 | Virginia Tech* | Coral Gables, Fla. |
| 3/23 | W | 2-0 | Virginia Tech* | Coral Gables, Fla. |
| 3/24 | L | 5-8 | Virginia Tech (10)* | Coral Gables, Fla. |
| 3/27 | L | 1-6 | FAU | Coral Gables, Fla. |
| 3/29 | L | 4-15 | Virginia* | Charlottesville, Va. |
| 3/30 | L | 1-8 | Virginia* | Charlottesville, Va. |
| 3/31 | W | 4-3 | Virginia* | Charlottesville, Va. |
| 4/3 | L | 3-5 | Bethune-Cookman | Coral Gables, Fla. |
| 4/5 | L | 2-4 | Florida State* | Coral Gables, Fla. |
| 4/6 | W | 6-0 | Florida State* | Coral Gables, Fla. |
| 4/7 | L | 1-5 | Florida State* | Coral Gables, Fla. |
| 4/10 | W | 8-2 | Stetson | Coral Gables, Fla. |
| 4/12 | W | 1-0 | Maryland (13)* | College Park, Md. |
| 4/13 | W | 5-3 | Maryland* | College Park, Md. |
| 4/14 | L | 2-7 | Maryland* | College Park, Md. |
| 4/17 | W | 6-1 | Bethune-Cookman | Coral Gables, Fla. |
| 4/19 | L | 0-1 | Clemson* | Coral Gables, Fla. |
| 4/20 | W | 2-1 | Clemson* | Coral Gables, Fla. |
| 4/21 | W | 7-0 | Clemson* | Coral Gables, Fla. |
| 4/24 | W | 6-4 | FAU | Coral Gables, Fla. |
| 4/26 | L | 0-1 | Boston College* | Chestnut Hill, Mass. |
| 4/27 | W | 5-0 | Boston College* | Chestnut Hill, Mass. |
| 4/28 | L | 2-3 | Boston College (11)* | Chestnut Hill, Mass. |
| 5/3 | W | 12-3 | St. John's | Coral Gables, Fla. |
| 5/4 | W | 4-2 | St. John's | Coral Gables, Fla. |
| 5/5 | W | 6-4 | St. John's | Coral Gables, Fla. |
| 5/10 | W | 8-3 | Wake Forest* | Winston-Salem, N.C. |
| 5/11 | L | 4-5 | Wake Forest* | Winston-Salem, N.C. |
| 5/12 | L | 3-9 | Wake Forest* | Winston-Salem, N.C. |
| 5/16 | W | 8-3 | Georgia Tech* | Coral Gables, Fla. |
| 5/17 | W | 11-7 | Georgia Tech* | Coral Gables, Fla. |
| 5/18 | L | 1-10 | Georgia Tech* | Coral Gables, Fla. |
| 5/23% | L | 0-10 | North Carolina (8) | Durham, N.C. |
| 5/24% | L | 1-7 | NC State | Durham, N.C. |
| 5/25% | W | 7-0 | Clemson | Durham, N.C. |
| 5/31+ | W | 7-0 | Oklahoma State | Louisville, Ky. |
| 6/1+ | L | 4-6 | Louisville | Louisville, Ky. |
| 6/2+ | L | 1-7 | Oklahoma State | Louisville, Ky. |

37-25 (.597)

2014

NCAA TOURNAMENT

| | | | | |
|-------|---|------|---------------------------|--------------------|
| 2/14 | W | 6-3 | Maine | Coral Gables, Fla. |
| 2/15 | L | 1-3 | Maine | Coral Gables, Fla. |
| 2/16 | W | 11-2 | Maine | Coral Gables, Fla. |
| 2/19 | L | 2-5 | FAU | Coral Gables, Fla. |
| 2/21 | W | 6-4 | Florida | Coral Gables, Fla. |
| 2/22 | W | 5-2 | Florida | Coral Gables, Fla. |
| 2/23 | L | 4-6 | Florida | Coral Gables, Fla. |
| 2/26E | L | 2-5 | Miami Marlins | Jupiter, Fla. |
| 2/28 | W | 3-1 | Florida State | Tallahassee, Fla. |
| 3/1 | L | 2-10 | Florida State | Tallahassee, Fla. |
| 3/2 | L | 6-13 | Florida State | Tallahassee, Fla. |
| 3/4 | W | 17-0 | Villanova | Coral Gables, Fla. |
| 3/5 | W | 7-2 | Villanova | Coral Gables, Fla. |
| 3/7 | W | 6-2 | Boston College* | Coral Gables, Fla. |
| 3/8 | W | 5-2 | Boston College* | Coral Gables, Fla. |
| 3/9 | W | 4-3 | Boston College* | Coral Gables, Fla. |
| 3/11 | L | 3-7 | Bethune-Cookman | Coral Gables, Fla. |
| 3/12 | L | 3-7 | Stetson | DeLand, Fla. |
| 3/14 | W | 10-8 | Georgia Tech* | Atlanta, Ga. |
| 3/15 | L | 7-13 | Georgia Tech* (G1) | Atlanta, Ga. |
| 3/15 | L | 2-3 | Georgia Tech* (G2) | Atlanta, Ga. |
| 3/18 | L | 2-9 | UCF | Coral Gables, Fla. |
| 3/19 | W | 5-2 | FGCU (10) | Fort Myers, Fla. |
| 3/22 | W | 7-1 | Virginia* | Coral Gables, Fla. |
| 3/23 | L | 3-8 | Virginia* (11) | Coral Gables, Fla. |
| 3/24 | L | 3-5 | Virginia* | Coral Gables, Fla. |
| 3/26 | W | 4-0 | FGCU | Coral Gables, Fla. |
| 3/28 | W | 2-1 | NC State* | Raleigh, N.C. |
| 3/29 | W | 2-1 | NC State* | Raleigh, N.C. |
| 3/30 | W | 12-5 | NC State* | Raleigh, N.C. |
| 4/2 | W | 10-1 | Bethune-Cookman | Coral Gables, Fla. |
| 4/4 | W | 8-7 | Virginia Tech* | Blacksburg, Va. |
| 4/5 | W | 4-3 | Virginia Tech* | Blacksburg, Va. |
| 4/6 | W | 9-2 | Virginia Tech* | Blacksburg, Va. |
| 4/9 | W | 5-0 | UCF | Orlando, Fla. |
| 4/11 | W | 12-2 | Pittsburgh* | Coral Gables, Fla. |
| 4/12 | W | 1-0 | Pittsburgh* | Coral Gables, Fla. |
| 4/13 | W | 7-2 | Pittsburgh* | Coral Gables, Fla. |
| 4/16 | W | 2-1 | FAU | Coral Gables, Fla. |
| 4/19 | W | 3-2 | Notre Dame* | Coral Gables, Fla. |
| 4/20 | L | 4-7 | Notre Dame* | Coral Gables, Fla. |
| 4/21 | W | 6-3 | Notre Dame* | Coral Gables, Fla. |
| 4/23 | W | 10-9 | FAU | Boca Raton, Fla. |
| 4/25 | W | 5-2 | Clemson* | Clemson, S.C. |
| 4/26 | W | 3-2 | Clemson* (12) | Clemson, S.C. |
| 4/27 | W | 10-2 | Clemson* | Clemson, S.C. |
| 5/2 | W | 11-1 | Alabama State | Coral Gables, Fla. |
| 5/3 | L | 5-6 | Alabama State | Coral Gables, Fla. |
| 5/4 | W | 6-3 | Alabama State | Coral Gables, Fla. |
| 5/7 | W | 7-3 | FGCU | Coral Gables, Fla. |
| 5/9 | W | 6-1 | Duke* | Durham, N.C. |
| 5/10 | W | 9-1 | Duke* | Durham, N.C. |
| 5/11 | W | 4-3 | Duke* | Durham, N.C. |
| 5/16 | W | 6-5 | North Carolina* (16) (G1) | Coral Gables, Fla. |
| 5/16 | L | 2-11 | North Carolina* (G2) | Coral Gables, Fla. |
| 5/17 | W | 2-0 | North Carolina* | Coral Gables, Fla. |
| 5/21% | L | 3-6 | Georgia Tech | Greensboro, N.C. |
| 5/22% | L | 2-3 | Clemson | Greensboro, N.C. |
| 5/24% | W | 6-5 | Duke (12) | Greensboro, N.C. |
| 5/30+ | W | 1-0 | Bethune-Cookman | Coral Gables, Fla. |
| 5/31+ | L | 0-3 | Texas Tech | Coral Gables, Fla. |
| 6/1+ | W | 10-0 | Bethune-Cookman | Coral Gables, Fla. |
| 6/1+ | W | 2-1 | Texas Tech (10) | Coral Gables, Fla. |
| 6/2+ | L | 0-4 | Texas Tech | Coral Gables, Fla. |

44-19 (.698)

HISTORY



ALL-TIME RESULTS

2015

50-17 (.746)

COLLEGE WORLD SERIES

| | | | | |
|-------|---|------|----------------------|----------------------|
| 2/13 | W | 5-2 | Rutgers | Coral Gables, Fla. |
| 2/14 | W | 9-5 | Rutgers (G1) | Coral Gables, Fla. |
| 2/14 | W | 9-3 | Rutgers (G2) | Coral Gables, Fla. |
| 2/15 | W | 25-4 | Rutgers | Coral Gables, Fla. |
| 2/18 | L | 3-5 | FAU | Boca Raton, Fla. |
| 2/20 | L | 3-4 | Florida | Gainesville, Fla. |
| 2/21 | W | 7-2 | Florida | Gainesville, Fla. |
| 2/22 | L | 1-2 | Florida | Gainesville, Fla. |
| 2/25 | W | 5-3 | Barry | Coral Gables, Fla. |
| 2/27 | W | 8-7 | Wright State | Coral Gables, Fla. |
| 2/28 | W | 4-3 | Wright State | Coral Gables, Fla. |
| 3/1 | L | 6-12 | Wright State | Coral Gables, Fla. |
| 3/4 | W | 7-3 | FGCU | Coral Gables, Fla. |
| 3/7 | L | 6-9 | Louisville* (G1) | Louisville, Ky. |
| 3/7 | W | 9-5 | Louisville* (G2) | Louisville, Ky. |
| 3/8 | L | 4-5 | Louisville* | Louisville, Ky. |
| 3/10 | W | 15-4 | FGCU | Coral Gables, Fla. |
| 3/11 | W | 7-0 | Stetson | Coral Gables, Fla. |
| 3/13 | W | 3-2 | NC State* (10) | Coral Gables, Fla. |
| 3/14 | W | 9-2 | NC State* | Coral Gables, Fla. |
| 3/15 | W | 6-0 | NC State* | Coral Gables, Fla. |
| 3/17 | W | 9-1 | Army | Coral Gables, Fla. |
| 3/20 | W | 15-2 | Wake Forest* | Winston-Salem, N.C. |
| 3/21 | W | 12-7 | Wake Forest* | Winston-Salem, N.C. |
| 3/22 | L | 4-10 | Wake Forest* | Winston-Salem, N.C. |
| 3/25 | L | 1-8 | FGCU | Coral Gables, Fla. |
| 3/27 | W | 4-3 | North Carolina* | Chapel Hill, N.C. |
| 3/28 | W | 4-3 | North Carolina* (11) | Chapel Hill, N.C. |
| 3/29 | L | 3-10 | North Carolina* | Chapel Hill, N.C. |
| 4/1 | W | 13-3 | Bethune-Cookman | Coral Gables, Fla. |
| 4/3 | W | 4-3 | Duke* | Coral Gables, Fla. |
| 4/4 | W | 3-2 | Duke* | Coral Gables, Fla. |
| 4/5 | W | 10-0 | Duke* | Coral Gables, Fla. |
| 4/8 | W | 4-3 | FAU (10) | Coral Gables, Fla. |
| 4/10 | W | 11-1 | Virginia Tech* | Coral Gables, Fla. |
| 4/11 | W | 14-4 | Virginia Tech* | Coral Gables, Fla. |
| 4/12 | W | 9-1 | Virginia Tech* | Coral Gables, Fla. |
| 4/15 | W | 4-2 | UCF | Coral Gables, Fla. |
| 4/17 | L | 4-5 | Virginia* | Charlottesville, Va. |
| 4/18 | L | 2-5 | Virginia* | Charlottesville, Va. |
| 4/19 | W | 8-6 | Virginia* | Charlottesville, Va. |
| 4/24 | L | 7-8 | Florida State* (17) | Coral Gables, Fla. |
| 4/25 | L | 5-15 | Florida State* | Coral Gables, Fla. |
| 4/26 | W | 12-0 | Florida State* | Coral Gables, Fla. |
| 5/2 | W | 9-5 | Pittsburgh (G1) | Pittsburgh, Pa. |
| 5/2 | W | 12-0 | Pittsburgh (G2) | Pittsburgh, Pa. |
| 5/3 | W | 9-3 | Pittsburgh | Pittsburgh, Pa. |
| 5/6 | W | 14-0 | Bethune-Cookman | Coral Gables, Fla. |
| 5/8 | W | 26-0 | NYIT | Coral Gables, Fla. |
| 5/9 | W | 13-1 | NYIT | Coral Gables, Fla. |
| 5/10 | W | 19-1 | NYIT | Coral Gables, Fla. |
| 5/12 | W | 14-6 | FAU | Coral Gables, Fla. |
| 5/14 | W | 3-0 | Georgia Tech* | Coral Gables, Fla. |
| 5/15 | W | 22-1 | Georgia Tech* | Coral Gables, Fla. |
| 5/16 | W | 17-4 | Georgia Tech* | Coral Gables, Fla. |
| 5/20% | W | 9-5 | Virginia | Durham, N.C. |
| 5/22% | L | 4-5 | NC State (12) | Durham, N.C. |
| 5/23% | W | 6-5 | Notre Dame | Durham, N.C. |
| 5/29+ | W | 6-2 | FIU | Coral Gables, Fla. |
| 5/30+ | W | 8-3 | Columbia | Coral Gables, Fla. |
| 5/31+ | L | 0-3 | Columbia | Coral Gables, Fla. |
| 6/1+ | W | 21-3 | Columbia | Coral Gables, Fla. |
| 6/5\$ | W | 3-2 | VCU | Coral Gables, Fla. |
| 6/6\$ | W | 10-3 | VCU | Coral Gables, Fla. |
| 6/13# | L | 3-15 | Florida | Omaha, Neb. |
| 6/15# | W | 4-3 | Arkansas | Omaha, Neb. |
| 6/17# | L | 2-10 | Florida | Omaha, Neb. |

2016

50-14 (.781)

COLLEGE WORLD SERIES

| | | | | |
|--------|---|------|--------------------------|--------------------|
| 2/19 | W | 4-1 | Rutgers | Coral Gables, Fla. |
| 2/20 | W | 2-0 | Rutgers | Coral Gables, Fla. |
| 2/21 | W | 8-1 | Rutgers | Coral Gables, Fla. |
| 2/24 | W | 7-6 | St. Thomas (10) | Coral Gables, Fla. |
| 2/26 | L | 0-5 | Florida | Coral Gables, Fla. |
| 2/27 | W | 5-3 | Florida | Coral Gables, Fla. |
| 2/28 | L | 3-7 | Florida | Coral Gables, Fla. |
| 3/1E | L | 1-5 | Miami Marlins | Jupiter, Fla. |
| 3/2 | W | 6-2 | FGCU | Coral Gables, Fla. |
| 3/4 | W | 10-0 | Manhattan | Coral Gables, Fla. |
| 3/5 | W | 14-4 | Manhattan | Coral Gables, Fla. |
| 3/6 | W | 7-4 | Manhattan | Coral Gables, Fla. |
| 3/8 | W | 6-2 | Maine | Coral Gables, Fla. |
| 3/9 | W | 4-2 | Stetson | Coral Gables, Fla. |
| 3/11 | L | 3-14 | Virginia Tech* | Blacksburg, Va. |
| 3/12 | W | 11-6 | Virginia Tech* | Blacksburg, Va. |
| 3/13 | W | 7-2 | Virginia Tech* | Blacksburg, Va. |
| 3/16 | W | 5-2 | UCF | Orlando, Fla. |
| 3/18 | W | 8-4 | Louisville* | Coral Gables, Fla. |
| 3/19 | W | 6-3 | Louisville* | Coral Gables, Fla. |
| 3/20 | L | 3-4 | Louisville* | Coral Gables, Fla. |
| 3/23 | W | 5-4 | Bethune-Cookman | Coral Gables, Fla. |
| 3/25 | W | 9-8 | Clemson* | Coral Gables, Fla. |
| 3/26 | W | 5-4 | Clemson* (11) | Coral Gables, Fla. |
| 3/27 | W | 10-5 | Clemson* | Coral Gables, Fla. |
| 4/1 | W | 10-4 | North Carolina* | Coral Gables, Fla. |
| 4/2 | W | 7-3 | North Carolina* | Coral Gables, Fla. |
| 4/3 | W | 7-4 | North Carolina* | Coral Gables, Fla. |
| 4/5 | W | 4-0 | FGCU | Fort Myers, Fla. |
| 4/10 | W | 10-2 | Notre Dame* | South Bend, Ind. |
| 4/12 | W | 8-3 | Nova Southeastern | Coral Gables, Fla. |
| 4/13 | W | 8-4 | UCF | Coral Gables, Fla. |
| 4/15 | W | 14-2 | Duke* | Durham, N.C. |
| 4/16 | L | 5-12 | Duke* | Durham, N.C. |
| 4/17 | W | 9-0 | Duke* | Durham, N.C. |
| 4/20 | L | 3-4 | FAU | Coral Gables, Fla. |
| 4/22 | L | 5-6 | Virginia* | Coral Gables, Fla. |
| 4/23 | W | 9-2 | Virginia* | Coral Gables, Fla. |
| 4/24 | L | 3-7 | Virginia* | Coral Gables, Fla. |
| 4/29 | W | 13-3 | Florida A&M | Coral Gables, Fla. |
| 4/30 | W | 11-2 | Florida A&M | Coral Gables, Fla. |
| 5/1 | W | 12-7 | Florida A&M | Coral Gables, Fla. |
| 5/5 | W | 5-2 | FAU | Coral Gables, Fla. |
| 5/7 | L | 1-12 | Georgia Tech* | Atlanta, Ga. |
| 5/8 | W | 12-2 | Georgia Tech* | Atlanta, Ga. |
| 5/9 | W | 17-6 | Georgia Tech* | Atlanta, Ga. |
| 5/10 | W | 14-7 | Bethune-Cookman | Coral Gables, Fla. |
| 5/13 | W | 7-6 | Pittsburgh* | Coral Gables, Fla. |
| 5/14 | W | 4-3 | Pittsburgh* (11) | Coral Gables, Fla. |
| 5/15 | W | 8-4 | Pittsburgh* | Coral Gables, Fla. |
| 5/17 | W | 8-3 | FGCU | Coral Gables, Fla. |
| 5/19 | W | 4-2 | Florida State* | Tallahassee, Fla. |
| 5/21 | W | 8-5 | Florida State* (G1) | Tallahassee, Fla. |
| 5/21 | L | 3-4 | Florida State* (G2) (10) | Tallahassee, Fla. |
| 5/25% | W | 4-0 | Georgia Tech | Durham, N.C. |
| 5/26% | W | 8-7 | NC State | Durham, N.C. |
| 5/28% | L | 4-5 | Florida State | Durham, N.C. |
| 6/3+ | W | 4-2 | Stetson | Coral Gables, Fla. |
| 6/4+ | W | 4-3 | Long Beach State (11) | Coral Gables, Fla. |
| 6/5+ | W | 9-8 | Long Beach State | Coral Gables, Fla. |
| 6/10\$ | W | 12-7 | Boston College | Coral Gables, Fla. |
| 6/11\$ | L | 3-5 | Boston College | Coral Gables, Fla. |
| 6/12\$ | W | 9-4 | Boston College | Coral Gables, Fla. |
| 6/18# | L | 1-5 | Arizona | Omaha, Neb. |
| 6/20# | L | 3-5 | UC Santa Barbara | Omaha, Neb. |

ALL-TIME RESULTS

2017

| | | | |
|-------|---|------|---------------------|
| 2/17 | W | 3-0 | Rutgers |
| 2/18 | W | 8-4 | Rutgers |
| 2/19 | L | 6-17 | Rutgers |
| 2/24 | L | 0-1 | Florida |
| 2/25 | L | 0-2 | Florida |
| 2/26 | L | 2-6 | Florida |
| 3/1 | W | 5-2 | FAU |
| 3/3 | L | 0-1 | Dartmouth |
| 3/4 | W | 3-2 | Dartmouth |
| 3/5 | L | 0-5 | Dartmouth |
| 3/7 | L | 1-12 | FIU |
| 3/8 | L | 2-3 | FIU |
| 3/10 | W | 10-8 | Georgia Tech* |
| 3/11 | L | 5-7 | Georgia Tech* (11) |
| 3/12 | W | 17-7 | Georgia Tech* |
| 3/14 | W | 4-3 | Maine |
| 3/15 | W | 7-2 | Maine |
| 3/17 | L | 3-5 | NC State* |
| 3/18 | L | 2-5 | NC State* |
| 3/19 | W | 7-5 | NC State* |
| 3/22 | W | 7-5 | FAU |
| 3/24 | L | 2-7 | North Carolina* |
| 3/25 | L | 3-6 | North Carolina* |
| 3/26 | W | 6-2 | North Carolina* |
| 3/29 | L | 0-3 | FGCU |
| 3/31 | L | 1-2 | Wake Forest* |
| 4/1 | W | 5-1 | Wake Forest* |
| 4/2 | L | 0-9 | Wake Forest* |
| 4/5 | W | 14-2 | St. Thomas |
| 4/8 | W | 9-7 | Duke* |
| 4/9 | W | 7-0 | Duke* |
| 4/10 | L | 2-5 | Duke* (10) |
| 4/12 | L | 4-5 | FGCU |
| 4/14 | L | 3-10 | Pittsburgh* (G1) |
| 4/14 | W | 1-0 | Pittsburgh* (G2) |
| 4/15 | W | 5-3 | Pittsburgh* |
| 4/19 | W | 8-2 | FAU |
| 4/21 | L | 3-6 | Florida State* |
| 4/22 | W | 5-4 | Florida State* (10) |
| 4/25 | W | 8-7 | FIU |
| 4/26 | L | 4-5 | FIU |
| 4/28 | W | 3-0 | Boston College* |
| 4/29 | W | 14-5 | Boston College* |
| 4/30 | L | 2-9 | Boston College* |
| 5/5 | W | 6-5 | Bethune-Cookman |
| 5/6 | L | 3-7 | Bethune-Cookman |
| 5/7 | W | 7-1 | Bethune-Cookman |
| 5/10 | L | 2-5 | UCF |
| 5/13 | W | 5-1 | Virginia* (G1) |
| 5/13 | L | 6-13 | Virginia* (G2) |
| 5/14 | L | 4-7 | Virginia* |
| 5/17 | W | 5-1 | FGCU |
| 5/19 | W | 4-2 | Virginia Tech* (G1) |
| 5/19 | W | 3-1 | Virginia Tech* (G2) |
| 5/20 | W | 7-5 | Virginia Tech* (10) |
| 5/23% | W | 6-5 | Georgia Tech (13) |
| 5/26% | W | 5-2 | Wake Forest |
| 5/27% | L | 4-12 | North Carolina |

31-27 (.534)

| |
|----------------------|
| Coral Gables, Fla. |
| Coral Gables, Fla. |
| Coral Gables, Fla. |
| Gainesville, Fla. |
| Gainesville, Fla. |
| Gainesville, Fla. |
| Boca Raton, Fla. |
| Coral Gables, Fla. |
| Coral Gables, Fla. |
| Coral Gables, Fla. |
| Coral Gables, Fla. |
| Miami, Fla. |
| Coral Gables, Fla. |
| Coral Gables, Fla. |
| Coral Gables, Fla. |
| Coral Gables, Fla. |
| Coral Gables, Fla. |
| Raleigh, N.C. |
| Raleigh, N.C. |
| Raleigh, N.C. |
| Coral Gables, Fla. |
| Chapel Hill, N.C. |
| Chapel Hill, N.C. |
| Chapel Hill, N.C. |
| Fort Myers, Fla. |
| Coral Gables, Fla. |
| Coral Gables, Fla. |
| Coral Gables, Fla. |
| Coral Gables, Fla. |
| Coral Gables, Fla. |
| Coral Gables, Fla. |
| Coral Gables, Fla. |
| Coral Gables, Fla. |
| Coral Gables, Fla. |
| Coral Gables, Fla. |
| Pittsburgh, Pa. |
| Pittsburgh, Pa. |
| Pittsburgh, Pa. |
| Coral Gables, Fla. |
| Coral Gables, Fla. |
| Chestnut Hill, Mass. |
| Chestnut Hill, Mass. |
| Chestnut Hill, Mass. |
| Coral Gables, Fla. |
| Coral Gables, Fla. |
| Coral Gables, Fla. |
| Coral Gables, Fla. |
| Charlottesville, Va. |
| Charlottesville, Va. |
| Charlottesville, Va. |
| Coral Gables, Fla. |
| Coral Gables, Fla. |
| Coral Gables, Fla. |
| Coral Gables, Fla. |
| Louisville, Ky. |
| Louisville, Ky. |
| Louisville, Ky. |

| | | | | |
|-------|---|-------|--------------------------|----------------------|
| 2/23 | L | 3-7 | Florida | Coral Gables, Fla. |
| 2/24 | L | 2-8 | Florida | Coral Gables, Fla. |
| 2/25 | W | 2-0 | Florida | Coral Gables, Fla. |
| 2/28 | L | 4-5 | FAU | Boca Raton, Fla. |
| 3/2 | L | 1-6 | Maine | Coral Gables, Fla. |
| 3/3 | W | 7-6 | Maine (16) | Coral Gables, Fla. |
| 3/4 | W | 7-1 | Maine | Coral Gables, Fla. |
| 3/7 | L | 3-5 | FIU | Miami, Fla. |
| 3/9 | W | 3-0 | Notre Dame* | Coral Gables, Fla. |
| 3/10 | W | 9-0 | Notre Dame* (G1) | Coral Gables, Fla. |
| 3/10 | L | 5-9 | Notre Dame* (G2)(10) | Coral Gables, Fla. |
| 3/14 | W | 4-3 | UCF | Orlando, Fla. |
| 3/16 | L | 3-4 | Duke* | Durham, N.C. |
| 3/17 | L | 1-4 | Duke* | Durham, N.C. |
| 3/18 | W | 8-2 | Duke* | Durham, N.C. |
| 3/21 | L | 9-11 | FAU | Coral Gables, Fla. |
| 3/23 | W | 3-2 | Virginia* (11) | Coral Gables, Fla. |
| 3/24 | W | 1-0 | Virginia* | Coral Gables, Fla. |
| 3/25 | W | 8-1 | Virginia* | Coral Gables, Fla. |
| 3/27E | L | 2-22 | Miami Marlins | Miami, Fla. |
| 3/28 | L | 0-1 | FGCU | Fort Myers, Fla. |
| 3/30 | L | 1-6 | Georgia Tech* | Atlanta, Ga. |
| 3/31 | L | 4-13 | Georgia Tech* | Atlanta, Ga. |
| 4/1 | L | 1-4 | Georgia Tech* | Atlanta, Ga. |
| 4/4 | L | 4-7 | FAU | Coral Gables, Fla. |
| 4/6 | L | 4-8 | North Carolina* (12) | Coral Gables, Fla. |
| 4/7 | L | 6-9 | North Carolina* | Coral Gables, Fla. |
| 4/8 | W | 7-5 | North Carolina* (5 rain) | Coral Gables, Fla. |
| 4/11 | L | 0-4 | UCF | Coral Gables, Fla. |
| 4/13 | W | 12-11 | Clemson* (12) | Clemson, S.C. |
| 4/14 | W | 6-1 | Clemson* (G1) | Clemson, S.C. |
| 4/14 | L | 3-8 | Clemson* (G2) | Clemson, S.C. |
| 4/18 | W | 8-1 | FGCU | Coral Gables, Fla. |
| 4/20 | L | 1-2 | Pittsburgh* | Coral Gables, Fla. |
| 4/21 | L | 0-3 | Pittsburgh* (G1) | Coral Gables, Fla. |
| 4/21 | W | 3-0 | Pittsburgh* (G2) | Coral Gables, Fla. |
| 4/25 | L | 6-14 | FIU | Coral Gables, Fla. |
| 4/27 | L | 0-2 | Florida State* | Tallahassee, Fla. |
| 4/28 | L | 1-10 | Florida State* | Tallahassee, Fla. |
| 4/29 | W | 11-5 | Florida State* | Tallahassee, Fla. |
| 5/4 | W | 4-2 | Bethune-Cookman | Coral Gables, Fla. |
| 5/5 | W | 8-7 | Bethune-Cookman | Coral Gables, Fla. |
| 5/6 | W | 12-11 | Bethune-Cookman | Coral Gables, Fla. |
| 5/19 | W | 7-1 | FGCU | Coral Gables, Fla. |
| 5/11 | W | 5-4 | Virginia Tech* (12) | Blacksburg, Va. |
| 5/12 | W | 16-4 | Virginia Tech* | Blacksburg, Va. |
| 5/13 | W | 12-8 | Virginia Tech* (10) | Blacksburg, Va. |
| 5/17 | W | 3-0 | Boston College* | Chestnut Hill, Mass. |
| 5/18 | W | 4-3 | Boston College* | Chestnut Hill, Mass. |
| 5/22% | W | 6-2 | Notre Dame | Durham, N.C. |
| 5/24% | L | 1-7 | Clemson | Durham, N.C. |

GINO DiMARE 2019-PRESENT

2019 41-20 (.683)

| | | | | |
|------------------------|---|------|---------|--------------------|
| NCAA TOURNAMENT | | | | |
| 2/15 | W | 19-3 | Rutgers | Coral Gables, Fla. |
| 2/16 | W | 7-1 | Rutgers | Coral Gables, Fla. |
| 2/17 | W | 9-3 | Rutgers | Coral Gables, Fla. |
| 2/20 | W | 11-4 | FAU | Coral Gables, Fla. |
| 2/22 | W | 5-4 | Florida | Gainesville, Fla. |
| 2/23 | L | 3-9 | Florida | Gainesville, Fla. |
| 2/24 | L | 1-4 | Florida | Gainesville, Fla. |
| 2/27 | W | 10-8 | FIU | Miami, Fla. |
| 3/1 | W | 8-2 | UMBC | Coral Gables, Fla. |

2018

| | | | |
|------|---|-----|----------|
| 2/16 | W | 7-1 | Rutgers |
| 2/17 | W | 8-5 | Rutgers |
| 2/18 | L | 5-7 | Rutgers |
| 2/21 | L | 0-9 | Missouri |

28-26 (.519)

| |
|--------------------|
| Coral Gables, Fla. |
| Coral Gables, Fla. |
| Coral Gables, Fla. |
| Coral Gables, Fla. |

HISTORY



ALL-TIME RESULTS

| | | | | | | | | | |
|-------|---|-------|---------------------|----------------------|------|---|------|------------------|--------------------|
| 3/2 | W | 3-2 | UMBC | Coral Gables, Fla. | 3/6 | W | 5-4 | Pittsburgh* (11) | Coral Gables, Fla. |
| 3/3 | W | 20-1 | UMBC | Coral Gables, Fla. | 3/7 | W | 5-0 | Pittsburgh* | Coral Gables, Fla. |
| 3/6 | W | 6-1 | Appalachian State | Coral Gables, Fla. | 3/8 | W | 14-2 | Pittsburgh* | Coral Gables, Fla. |
| 3/8 | L | 4-5 | Georgia Tech* (10) | Coral Gables, Fla. | 3/11 | W | 3-2 | UCF | Orlando, Fla |
| 3/9 | W | 6-5 | Georgia Tech* | Coral Gables, Fla. | | | | | |
| 3/10 | W | 9-6 | Georgia Tech* | Coral Gables, Fla. | | | | | |
| 3/12 | W | 4-3 | Jackson State | Coral Gables, Fla. | | | | | |
| 3/13 | W | 8-1 | Jackson State | Coral Gables, Fla. | | | | | |
| 3/15 | W | 6-4 | North Carolina* | Chapel Hill, N.C. | | | | | |
| 3/16 | L | 3-9 | North Carolina* | Chapel Hill, N.C. | | | | | |
| 3/17 | L | 5-8 | North Carolina* | Chapel Hill, N.C. | | | | | |
| 3/20 | L | 2-4 | Columbia | Coral Gables, Fla. | | | | | |
| 3/22 | L | 3-6 | NC State* | Coral Gables, Fla. | | | | | |
| 3/23 | L | 6-7 | NC State* | Coral Gables, Fla. | | | | | |
| 3/24 | L | 4-6 | NC State* | Coral Gables, Fla. | | | | | |
| 3/27 | W | 16-6 | FAU | Boca Raton, Fla. | | | | | |
| 3/29 | W | 13-10 | Pittsburgh* | Pittsburgh, Pa. | | | | | |
| 3/30 | L | 10-11 | Pittsburgh* | Pittsburgh, Pa. | | | | | |
| 3/31 | W | 5-3 | Pittsburgh* | Pittsburgh, Pa. | | | | | |
| 4/3 | L | 4-6 | FAU | Coral Gables, Fla. | | | | | |
| 4/5 | W | 11-0 | Florida State* | Coral Gables, Fla. | | | | | |
| 4/6 | W | 4-0 | Florida State* | Coral Gables, Fla. | | | | | |
| 4/7 | L | 5-6 | Florida State* | Coral Gables, Fla. | | | | | |
| 4/9 | W | 13-9 | FGCU | Coral Gables, Fla. | | | | | |
| 4/10 | W | 10-1 | FGCU | Fort Myers, Fla. | | | | | |
| 4/13 | W | 9-6 | Virginia* (G1) | Charlottesville, Va. | | | | | |
| 4/13 | W | 2-1 | Virginia* (G2) | Charlottesville, Va. | | | | | |
| 4/14 | W | 3-1 | Virginia* | Charlottesville, Va. | | | | | |
| 4/16 | W | 13-4 | FGCU | Coral Gables, Fla. | | | | | |
| 4/18 | L | 5-7 | Louisville* (G1) | Louisville, Ky. | | | | | |
| 4/19 | W | 16-11 | Louisville* (G2) | Louisville, Ky. | | | | | |
| 4/20 | L | 6-9 | Louisville* | Louisville, Ky. | | | | | |
| 4/24 | W | 18-10 | FIU | Coral Gables, Fla. | | | | | |
| 4/26 | W | 4-3 | Virginia Tech* (G1) | Coral Gables, Fla. | | | | | |
| 4/27 | W | 1-0 | Virginia Tech* (G2) | Coral Gables, Fla. | | | | | |
| 4/28 | W | 2-0 | Virginia Tech* (10) | Coral Gables, Fla. | | | | | |
| 5/3 | W | 9-3 | Bethune-Cookman | Coral Gables, Fla. | | | | | |
| 5/4 | W | 12-7 | Bethune-Cookman | Coral Gables, Fla. | | | | | |
| 5/5 | W | 13-5 | Bethune-Cookman | Coral Gables, Fla. | | | | | |
| 5/8 | L | 7-8 | UCF | Coral Gables, Fla. | | | | | |
| 5/10 | W | 7-3 | Wake Forest* | Winston-Salem, N.C. | | | | | |
| 5/11 | W | 8-4 | Wake Forest* | Winston-Salem, N.C. | | | | | |
| 5/13 | L | 7-9 | Wake Forest* | Winston-Salem, N.C. | | | | | |
| 5/16 | W | 4-3 | Duke* | Coral Gables, Fla. | | | | | |
| 5/17 | L | 3-12 | Duke* | Coral Gables, Fla. | | | | | |
| 5/18 | W | 5-1 | Duke* | Coral Gables, Fla. | | | | | |
| 5/23% | W | 10-3 | Virginia | Durham, N.C. | | | | | |
| 5/26% | L | 5-7 | North Carolina | Durham, N.C. | | | | | |
| 5/31+ | L | 5-6 | Central Michigan | Starkville, Miss. | | | | | |
| 6/1+ | W | 12-2 | Southern | Starkville, Miss. | | | | | |
| 6/2+ | W | 18-3 | Central Michigan | Starkville, Miss. | | | | | |
| 6/2+ | L | 2-5 | Mississippi State | Starkville, Miss. | | | | | |

2020 12-4 (.750)

SEASON SHORTENED DUE TO COVID-19

| | | | | |
|------|---|------|--------------|--------------------|
| 2/14 | W | 2-1 | Rutgers | Coral Gables, Fla. |
| 2/15 | W | 8-2 | Rutgers | Coral Gables, Fla. |
| 2/16 | W | 13-6 | Rutgers | Coral Gables, Fla. |
| 2/19 | W | 12-0 | Kent State | Coral Gables, Fla. |
| 2/21 | L | 1-2 | Florida (11) | Coral Gables, Fla. |
| 2/22 | L | 4-7 | Florida (10) | Coral Gables, Fla. |
| 2/23 | L | 3-5 | Florida | Coral Gables, Fla. |
| 2/26 | W | 7-5 | USF | Coral Gables, Fla. |
| 2/28 | W | 2-1 | Towson | Coral Gables, Fla. |
| 2/29 | W | 8-2 | Towson | Coral Gables, Fla. |
| 3/1 | W | 9-3 | Towson | Coral Gables, Fla. |
| 3/4 | L | 2-11 | FAU | Boca Raton, Fla. |

2021

NCAA TOURNAMENT

| | | | | |
|-------|---|------|----------------------|----------------------|
| 2/19 | L | 5-7 | Florida | Gainesville, Fla. |
| 2/20 | W | 10-9 | Florida (13) | Gainesville, Fla. |
| 2/21 | W | 8-6 | Florida | Gainesville, Fla. |
| 2/26 | L | 3-5 | Virginia Tech* | Coral Gables, Fla. |
| 2/27 | W | 3-0 | Virginia Tech* | Coral Gables, Fla. |
| 2/28 | L | 6-9 | Virginia Tech* | Coral Gables, Fla. |
| 3/5 | L | 5-11 | NC State* | Raleigh, N.C. |
| 3/6 | W | 6-4 | NC State* | Raleigh, N.C. |
| 3/7 | W | 6-4 | NC State* | Raleigh, N.C. |
| 3/9 | W | 11-2 | FAU | Coral Gables, Fla. |
| 3/12 | W | 10-0 | Wake Forest* | Coral Gables, Fla. |
| 3/13 | W | 6-3 | Wake Forest* | Coral Gables, Fla. |
| 3/17 | W | 15-2 | FGCU | Fort Myers, Fla. |
| 3/19 | L | 1-13 | Florida State* | Coral Gables, Fla. |
| 3/20 | L | 1-9 | Florida State* | Coral Gables, Fla. |
| 3/21 | L | 0-12 | Florida State* | Coral Gables, Fla. |
| 3/23 | W | 14-9 | FAU | Boca Raton, Fla. |
| 3/26 | W | 8-6 | Virginia* | Charlottesville, Va. |
| 3/27 | L | 0-4 | Virginia* | Charlottesville, Va. |
| 3/28 | W | 4-2 | Virginia* | Charlottesville, Va. |
| 3/31 | W | 21-1 | FIU | Miami, Fla. |
| 4/2 | W | 3-1 | Duke* | Coral Gables, Fla. |
| 4/3 | W | 11-5 | Duke* | Coral Gables, Fla. |
| 4/4 | W | 7-1 | Duke* | Coral Gables, Fla. |
| 4/7 | W | 8-3 | FIU | Coral Gables, Fla. |
| 4/9 | L | 6-12 | Pittsburgh* | Pittsburgh, Pa. |
| 4/10 | L | 4-6 | Pittsburgh* | Pittsburgh, Pa. |
| 4/11 | L | 5-12 | Pittsburgh* | Pittsburgh, Pa. |
| 4/14 | W | 3-2 | FGCU | Coral Gables, Fla. |
| 4/16 | W | 12-3 | Clemson* | Coral Gables, Fla. |
| 4/17 | W | 10-2 | Clemson* | Coral Gables, Fla. |
| 4/18 | W | 3-2 | Clemson* | Coral Gables, Fla. |
| 4/23 | L | 2-4 | North Carolina* (G1) | Chapel Hill, N.C. |
| 4/23 | L | 5-6 | North Carolina* (G2) | Chapel Hill, N.C. |
| 4/25 | W | 8-1 | North Carolina* | Chapel Hill, N.C. |
| 4/27 | W | 6-0 | FGCU | Coral Gables, Fla. |
| 4/30 | L | 0-13 | Boston College* | Brighton, Mass. |
| 5/1 | W | 2-1 | Boston College* | Brighton, Mass. |
| 5/2 | L | 6-11 | Boston College* | Brighton, Mass. |
| 5/7 | W | 4-2 | Appalachian State | Coral Gables, Fla. |
| 5/8 | W | 16-1 | Appalachian State | Coral Gables, Fla. |
| 5/9 | W | 10-2 | Appalachian State | Coral Gables, Fla. |
| 5/14 | L | 3-14 | Georgia Tech* | Coral Gables, Fla. |
| 5/15 | W | 10-3 | Georgia Tech* | Coral Gables, Fla. |
| 5/16 | W | 5-4 | Georgia Tech* | Coral Gables, Fla. |
| 5/18 | L | 0-3 | FAU | Coral Gables, Fla. |
| 5/20 | W | 6-1 | Louisville* | Louisville, Ky. |
| 5/21 | W | 2-0 | Louisville* | Louisville, Ky. |
| 5/22 | W | 3-2 | Louisville* | Louisville, Ky. |
| 5/27% | L | 2-3 | Duke | Charlotte, N.C. |
| 5/28% | L | 3-6 | Florida State | Charlotte, N.C. |
| 6/4+ | W | 1-0 | South Alabama | Gainesville, Fla. |
| 6/5+ | L | 2-10 | USF | Gainesville, Fla. |
| 6/6+ | L | 2-7 | South Alabama | Gainesville, Fla. |

% - ACC Tournament \$ - NCAA Super Regional
+ - NCAA Regional # - College World Series E - Exhibition
* - ACC Game

ALL-TIME SERIES HISTORY

| OPPONENT | ALL TIME | FIRST MEETING | LAST MEETING | STRK | OPPONENT | ALL TIME | FIRST MEETING | LAST MEETING | STRK |
|----------------------|-----------|---------------|--------------|------|------------------------|----------|---------------|--------------|------|
| Air Force | 2-0-0 | 1986 | 1988 | W2 | Fordham | 9-1-0 | 1984 | 2010 | W1 |
| Alabama | 7-8-0 | 1983 | 1999 | W2 | Fresno State | 1-0-0 | 1988 | 1988 | W1 |
| Alabama State | 2-1-0 | 2014 | 2014 | W1 | Ft. Lauderdale College | 2-0-0 | 1983 | 1983 | W2 |
| Albany | 4-0-0 | 2001 | 2012 | W4 | Furman | 9-1-0 | 1960 | 1998 | W4 |
| Amherst | 10-4-0 | 1953 | 1959 | W4 | George Washington | 11-1-0 | 1981 | 2005 | W1 |
| Appalachian State | 7-1-0 | 1973 | 2021 | W5 | Georgetown | 4-0-0 | 1987 | 1993 | W4 |
| Arizona | 6-4-0 | 1979 | 2016 | L1 | Georgia | 2-3-0 | 1965 | 2008 | L1 |
| Arizona State | 8-9-0 | 1978 | 1998 | L1 | Georgia Southern | 14-10-0 | 1966 | 1998 | W2 |
| Arkansas | 5-0-0 | 1985 | 2015 | W5 | Georgia State | 3-0-0 | 1993 | 1993 | W3 |
| Armstrong State | 2-0-0 | 1985 | 1985 | W2 | Georgia Tech | 65-42-2 | 1958 | 2021 | W2 |
| Army | 27-2-1 | 1960 | 2015 | W9 | Georgia-Atlanta | 1-0-0 | 1953 | 1953 | W1 |
| Auburn | 1-7-0 | 1946 | 1994 | W1 | Glassboro State | 2-1-0 | 1978 | 1979 | W1 |
| Ball State | 3-1-0 | 2002 | 2004 | W3 | Harvard | 8-1-0 | 1974 | 2003 | W5 |
| Barry | 22-0-0 | 1985 | 2015 | W22 | Havana | 2-0-0 | 1951 | 1951 | W2 |
| Baylor | 1-0-0 | 1978 | 1978 | W1 | Hawaii | 3-2-0 | 1980 | 1997 | W3 |
| Bernard Baruch | 2-0-0 | 1972 | 1972 | W2 | High Point | 3-0-0 | 2005 | 2005 | W3 |
| Bethune-Cookman | 40-6-0 | 1983 | 2019 | W7 | Hofstra | 2-1-0 | 2011 | 2011 | L1 |
| Biscayne | 51-4-0 | 1968 | 1983 | W5 | Honduras | 3-0-0 | 1970 | 1970 | W3 |
| Boston College | 25-10-0 | 2003 | 2021 | L1 | Houston | 0-1-0 | 2002 | 2002 | L1 |
| Boston University | 2-0-0 | 1989 | 1990 | W2 | Howard | 2-0-0 | 1978 | 1979 | W2 |
| Bowling Green | 13-0-0 | 1977 | 1988 | W13 | Illinois | 15-3-0 | 1992 | 1998 | W8 |
| Bradley | 1-0-0 | 1972 | 1972 | W1 | Illinois State | 6-2-0 | 1992 | 2013 | W1 |
| Bucknell | 1-0-0 | 2001 | 2001 | W1 | Illinois-Chicago | 5-0-0 | 1983 | 2004 | W5 |
| Buffalo | 25-2-0 | 1974 | 1980 | W2 | Indiana | 6-0-0 | 1974 | 2006 | W6 |
| C.W. Post | 4-0-0 | 1997 | 2000 | W4 | Indiana State | 5-0-0 | 1980 | 1981 | W5 |
| Cal State Fullerton | 6-11-0 | 1982 | 2004 | L1 | Iona | 2-1-0 | 1998 | 2000 | W1 |
| Cal State Northridge | 0-1-0 | 1991 | 1991 | L1 | Ithaca | 2-0-0 | 1979 | 1979 | W2 |
| California | 7-1-0 | 1980 | 1992 | W7 | Jackson State | 2-0-0 | 2019 | 2019 | W2 |
| Campbell | 3-1-0 | 2003 | 2004 | W1 | Jacksonville | 82-18-0 | 1958 | 2013 | W10 |
| Central Michigan | 1-1-0 | 2019 | 2019 | W1 | Jacksonville N.A.S. | 4-2-0 | 1946 | 1949 | W4 |
| Clemson | 44-30-1 | 1977 | 2021 | W3 | James Madison | 8-0-0 | 1979 | 1999 | W8 |
| Coastal Carolina | 11-0-0 | 1994 | 2004 | W11 | Kansas State | 1-0-0 | 2002 | 2002 | W1 |
| Colgate | 4-1-0 | 1969 | 1970 | W3 | Kent State | 3-0-0 | 1994 | 2020 | W3 |
| Colorado State | 1-0-0 | 1984 | 1984 | W1 | Lafayette | 2-0-0 | 1972 | 1972 | W2 |
| Columbia | 4-2-0 | 2013 | 2019 | L1 | Lamar | 4-0-0 | 1976 | 1980 | W4 |
| Connecticut | 2-0-0 | 1970 | 1970 | W2 | La Salle | 3-1-0 | 1966 | 2007 | W3 |
| Cornell | 5-2-0 | 1971 | 2008 | W3 | Lehigh | 1-0-0 | 2008 | 2008 | W1 |
| Creighton | 8-1-0 | 1985 | 1989 | W5 | Lewis | 2-0-0 | 1982 | 1982 | W2 |
| Dartmouth | 4-3-0 | 2000 | 2017 | L1 | Liberty | 1-0-0 | 1997 | 1997 | W1 |
| Davidson | 1-1-0 | 1990 | 1990 | L1 | Long Beach State | 18-8-0 | 1993 | 2016 | W5 |
| Delaware | 4-0-0 | 1971 | 1980 | W4 | Long Island | 1-0-0 | 1979 | 1979 | W1 |
| Drexel | 1-0-0 | 1998 | 1998 | W1 | LSU | 12-7-0 | 1972 | 2004 | W1 |
| Duke | 43-13-0 | 1966 | 2021 | L1 | Louisville | 8-8-0 | 2006 | 2021 | W3 |
| East Carolina | 3-2-0 | 1984 | 2001 | W1 | Loyola (MD) | 1-1-0 | 1972 | 1972 | W1 |
| Eastern Illinois | 1-0-0 | 1991 | 1991 | W1 | Lynn | 4-0-0 | 1989 | 2000 | W4 |
| Eastern Kentucky | 2-1-0 | 1991 | 1991 | L1 | Maine | 68-14-0 | 1976 | 2018 | W2 |
| Eastern Michigan | 2-0-0 | 2000 | 2000 | W2 | Manhattan | 8-1-0 | 2006 | 2016 | W3 |
| Eckerd | 8-4-0 | 1975 | 1990 | W3 | Marist | 1-0-0 | 1999 | 1999 | W1 |
| Elon | 11-4-0 | 1999 | 2007 | W2 | Marshall | 4-0-0 | 1978 | 1979 | W4 |
| Florida | 132-128-1 | 1940 | 2021 | W2 | Maryland | 15-6-0 | 2005 | 2013 | L1 |
| Florida A&M | 22-7-0 | 1968 | 2016 | W4 | UMBC | 5-0-0 | 1992 | 2019 | W5 |
| FAU | 65-20-0 | 1982 | 2021 | L1 | Massachusetts | 6-1-0 | 1976 | 1995 | W3 |
| FGCU | 25-5-0 | 2008 | 2021 | W8 | McNeese State | 1-0-0 | 1988 | 1998 | W1 |
| FIU | 97-29-0 | 1973 | 2021 | W4 | Memphis | 2-0-0 | 1974 | 1974 | W2 |
| Florida Southern | 58-24 | 1947 | 2001 | W13 | Mercer | 27-3-0 | 1967 | 2008 | L2 |
| Florida State | 132-157-4 | 1951 | 2021 | L5 | | | | | |
| Florida Tech | 8-2-0 | 1973 | 1978 | W4 | | | | | |



ALL-TIME SERIES HISTORY

| OPPONENT | ALL TIME | FIRST MEETING | LAST MEETING | STRK | OPPONENT | ALL TIME | FIRST MEETING | LAST MEETING | STRK |
|---------------------|----------|---------------|--------------|------|----------------------|----------|---------------|--------------|------|
| Miami (OH) | 3-4-0 | 1977 | 2012 | W2 | South Alabama | 16-9-0 | 1973 | 2021 | L1 |
| Michigan | 9-2-1 | 1958 | 2000 | T1 | South Carolina | 24-9-0 | 1974 | 2004 | L2 |
| Michigan State | 41-18-2 | 1965 | 2006 | W1 | Southern | 1-0-0 | 2019 | 2019 | W1 |
| Middle Tennessee | 4-0-0 | 1973 | 1981 | W4 | Southern California | 8-5-0 | 1974 | 2002 | L1 |
| Minnesota | 15-3-0 | 1981 | 2004 | W7 | Southern Illinois | 47-10-0 | 1972 | 1995 | W8 |
| Mississippi | 4-1-0 | 1977 | 2008 | W3 | St. Bonaventure | 1-1-0 | 2004 | 2007 | L1 |
| Mississippi State | 3-2-0 | 1971 | 2019 | L1 | St. Francis Brooklyn | 5-0-0 | 1979 | 1980 | W5 |
| Missouri | 1-1-0 | 2008 | 2018 | L1 | St. John's | 3-0-0 | 2013 | 2013 | W3 |
| Missouri State | 2-1-0 | 1996 | 2012 | L1 | St. Joseph's | 19-1-0 | 1972 | 2009 | W19 |
| Montclair State | 3-0-0 | 1974 | 1983 | W3 | St. Leo | 10-1-0 | 1968 | 1983 | W7 |
| Morehead State | 1-0-0 | 1977 | 1977 | W1 | St. Peter's | 1-0-0 | 2003 | 2003 | W1 |
| Mount St. Mary's | 1-0-0 | 2009 | 2009 | W1 | St. Thomas | 24-2-0 | 1985 | 2017 | W24 |
| Murray State | 1-0-0 | 1975 | 1975 | W1 | Stanford | 5-3-0 | 1985 | 2008 | L1 |
| | | | | | Stetson | 114-43-0 | 1947 | 2016 | W3 |
| Navy | 1-0-0 | 1988 | 1988 | W1 | Stony Brook | 1-1-0 | 2003 | 2012 | L1 |
| Nebraska | 0-2-0 | 2005 | 2005 | L2 | | | | | |
| New Hampshire | 1-1-0 | 1972 | 1972 | W1 | Tampa | 67-9-0 | 1940 | 1966 | W12 |
| NJIT | 1-0-0 | 2008 | 2008 | W1 | Tennessee | 13-6-0 | 1989 | 2004 | W1 |
| New Orleans | 16-9-0 | 1982 | 1991 | W3 | Texas | 19-21-0 | 1976 | 2003 | L2 |
| New York Tech | 16-0-0 | 1978 | 2015 | W16 | Texas A&M | 8-3-0 | 1979 | 2010 | W1 |
| New York University | 2-0-0 | 1966 | 1966 | W2 | Texas Tech | 2-2-0 | 1998 | 2014 | L1 |
| Newberry | 1-1-0 | 1940 | 1948 | L1 | The Citadel | 3-3-0 | 1979 | 2003 | W2 |
| Niagara | 1-0-0 | 1988 | 1988 | W1 | Toledo | 1-0-0 | 1997 | 1997 | W1 |
| North Carolina | 41-36-1 | 1976 | 2021 | W1 | Towson | 4-0-0 | 1988 | 2020 | W4 |
| NC State | 37-20-0 | 1989 | 2021 | W2 | Troy | 1-0-0 | 1978 | 1978 | W1 |
| North Florida | 4-2-0 | 1990 | 2009 | L1 | Tulane | 9-8-0 | 1970 | 1991 | L2 |
| Northeastern | 10-0-0 | 1990 | 2005 | W10 | | | | | |
| Northern Iowa | 2-0-0 | 1973 | 1973 | W2 | UCF | 23-8-0 | 1985 | 2020 | W1 |
| Northwestern | 2-0-0 | 2000 | 2002 | W2 | UCLA | 13-1-0 | 1984 | 2007 | W4 |
| Notre Dame | 21-7-0 | 1970 | 2018 | W1 | UCSB | 0-1-0 | 2016 | 2016 | L1 |
| Nova Southeastern | 5-0-0 | 1990 | 2016 | W5 | USF | 84-30-0 | 1967 | 2021 | L1 |
| | | | | | Union | 3-0-0 | 1971 | 1971 | W3 |
| Ohio State | 12-15-2 | 1959 | 2009 | L1 | | | | | |
| Oklahoma | 1-2-0 | 1974 | 1985 | L2 | Vanderbilt | 2-0-0 | 1973 | 1974 | W2 |
| Oklahoma State | 5-4-0 | 1979 | 2013 | L1 | Vermont | 1-0-0 | 1998 | 1998 | W1 |
| Oral Roberts | 9-4-0 | 1978 | 2005 | L2 | Villanova | 6-0-0 | 1989 | 2014 | W6 |
| Oregon State | 1-1-0 | 2006 | 2006 | L1 | Virginia | 34-29-0 | 1985 | 2021 | W1 |
| | | | | | VCU | 3-0-0 | 2005 | 2015 | W3 |
| Pace | 10-0-0 | 1969 | 2003 | W10 | Virginia Tech | 38-10-0 | 2005 | 2021 | L1 |
| Penn State | 7-0-0 | 1970 | 2008 | W7 | | | | | |
| Pennsylvania | 1-0-0 | 1991 | 1991 | W1 | Wagner | 1-0-0 | 2000 | 2000 | W1 |
| Pepperdine | 0-1-0 | 1979 | 1979 | L1 | Wake Forest | 38-12-0 | 1987 | 2021 | W2 |
| Pittsburgh | 23-7-0 | 1969 | 2021 | L3 | Washington State | 1-1-0 | 1990 | 1990 | L1 |
| Portland | 1-0-0 | 1991 | 1991 | W1 | Waterloo | 0-2-0 | 1954 | 1954 | L2 |
| Princeton | 4-0-0 | 1985 | 1999 | W4 | Wesleyan | 20-5-1 | 1958 | 1968 | W9 |
| Providence | 1-0-0 | 1992 | 1992 | W1 | Westchester State | 3-2-0 | 1975 | 1978 | W3 |
| Purdue | 1-0-0 | 1988 | 1988 | W1 | Western Carolina | 4-1-0 | 1986 | 1994 | W3 |
| | | | | | Western Kentucky | 1-0-0 | 1978 | 1978 | W1 |
| Rhode Island | 0-1-0 | 2009 | 2009 | L1 | Western Michigan | 2-0-1 | 1968 | 1968 | T1 |
| Rice | 5-2-0 | 1985 | 2006 | L1 | Wichita State | 6-3-0 | 1982 | 1990 | W3 |
| Richmond | 1-0-0 | 1997 | 1997 | W1 | William & Mary | 2-0-0 | 1969 | 1969 | W2 |
| Rider | 1-0-0 | 1994 | 1994 | W1 | William Patterson | 1-0-0 | 1982 | 1982 | W1 |
| Rollins | 36-51-0 | 1940 | 1994 | L1 | Winthrop | 4-2-0 | 1999 | 2006 | L2 |
| Rutgers | 69-14-0 | 1967 | 2020 | W6 | Wisc. - Milwaukee | 3-1-0 | 2002 | 2013 | W3 |
| | | | | | Wright State | 8-1-0 | 2006 | 2015 | L1 |
| Saint Mary's | 3-0-0 | 2008 | 2008 | W3 | | | | | |
| Sam Houston State | 0-1-0 | 1996 | 1996 | L1 | Yale | 6-3-0 | 1957 | 1959 | W1 |
| San Diego State | 4-0-0 | 2001 | 2003 | W4 | Youngstown State | 1-0-0 | 1992 | 1992 | W1 |
| San Francisco | 1-0-0 | 2006 | 2006 | W1 | | | | | |
| Savannah State | 7-0-0 | 2001 | 2003 | W7 | | | | | |
| Seton Hall | 21-4-0 | 1974 | 1992 | W6 | | | | | |

ALL-TIME SERIES RESULTS

AIR FORCE

MIAMI LEADS, 2-0

| YEAR | DATE | SITE | W/L | SCORE |
|------|------|--------------------|-----|-------|
| 1986 | 3/29 | Coral Gables, Fla. | W | 3-0 |
| 1988 | 3/24 | Coral Gables, Fla. | W | 14-6 |

Coral Gables: Miami leads, 2-0

ALABAMA

ALABAMA LEADS, 8-7

| YEAR | DATE | SITE | W/L | SCORE |
|------|-------|--------------------|-----|----------|
| 1983 | 5/27+ | Tallahassee, Fla. | L | 4-6 |
| 1983 | 5/29+ | Tallahassee, Fla. | L | 9-11 |
| 1984 | 4/6 | Coral Gables, Fla. | L | 7-8 |
| 1984 | 4/7 | Coral Gables, Fla. | L | 1-7 |
| 1984 | 4/8 | Coral Gables, Fla. | W | 8-3 |
| 1985 | 5/3 | Dothan, Ala. | W | 14-10 |
| 1985 | 5/4 | Tuscaloosa, Ala. | L | 6-12 |
| 1985 | 5/5 | Tuscaloosa, Ala. | L | 7-11 |
| 1986 | 4/8 | Mobile, Ala. | W | 14-0 (7) |
| 1996 | 6/2# | Omaha, Neb. | W | 15-1 |
| 1997 | 6/2# | Omaha, Neb. | W | 6-1 |
| 1997 | 6/5# | Omaha, Neb. | L | 6-8 |
| 1997 | 6/6# | Omaha, Neb. | L | 2-6 |
| 1999 | 6/13# | Omaha, Neb. | W | 8-1 |
| 1999 | 6/17# | Omaha, Neb. | W | 5-2 |

Coral Gables: Alabama leads, 2-1

Tuscaloosa/Dothan: Tied, 2-2

Neutral Site: Miami leads, 5-4

ALABAMA STATE

MIAMI LEADS, 2-1

| YEAR | DATE | SITE | W/L | SCORE |
|------|------|--------------------|-----|-------|
| 2014 | 5/2 | Coral Gables, Fla. | W | 11-1 |
| 2014 | 5/3 | Coral Gables, Fla. | L | 5-6 |
| 2014 | 5/4 | Coral Gables, Fla. | W | 6-3 |

Coral Gables: Miami leads, 2-1

ALBANY

MIAMI LEADS, 4-0

| YEAR | DATE | SITE | W/L | SCORE |
|------|------|--------------------|-----|-------|
| 2001 | 2/25 | Coral Gables, Fla. | W | 14-0 |
| 2012 | 2/24 | Coral Gables, Fla. | W | 15-4 |
| 2012 | 2/25 | Coral Gables, Fla. | W | 11-1 |
| 2012 | 2/26 | Coral Gables, Fla. | W | 12-5 |

Coral Gables: Miami leads, 4-0

AMHERST

MIAMI LEADS, 10-4

| YEAR | DATE | SITE | W/L | SCORE |
|------|------|--------------------|-----|-------|
| 1953 | 3/23 | Coral Gables, Fla. | W | 9-8 |
| 1953 | 3/24 | Coral Gables, Fla. | W | 12-7 |
| 1954 | 3/25 | Coral Gables, Fla. | W | 17-4 |
| 1954 | 3/26 | Coral Gables, Fla. | W | 7-6 |
| 1956 | 3/27 | Coral Gables, Fla. | L | 6-9 |
| 1956 | 3/28 | Coral Gables, Fla. | W | 6-4 |
| 1956 | 3/29 | Coral Gables, Fla. | L | 14-16 |

| YEAR | DATE | SITE | W/L | SCORE |
|------|------|--------------------|-----|-------|
| 1957 | 3/26 | Coral Gables, Fla. | W | 9-3 |
| 1957 | 3/27 | Coral Gables, Fla. | L | 5-10 |
| 1957 | 3/28 | Coral Gables, Fla. | L | 1-6 |
| 1958 | 3/25 | Coral Gables, Fla. | W | 8-2 |
| 1958 | 3/26 | Coral Gables, Fla. | W | 8-4 |
| 1959 | 4/1 | Coral Gables, Fla. | W | 9-8 |
| 1959 | 4/2 | Coral Gables, Fla. | W | 6-3 |

Coral Gables: Miami leads, 10-4

APPALACHIAN STATE

MIAMI LEADS, 7-1

| YEAR | DATE | SITE | W/L | SCORE |
|------|-------|--------------------|-----|-------|
| 1973 | 5/27+ | Starkville, Miss. | W | 13-6 |
| 2011 | 2/24 | Coral Gables, Fla. | W | 6-3 |
| 2011 | 2/25 | Coral Gables, Fla. | L | 5-7 |
| 2011 | 2/26 | Coral Gables, Fla. | W | 10-0 |
| 2019 | 3/6 | Coral Gables, Fla. | W | 6-1 |
| 2021 | 5/7 | Coral Gables, Fla. | W | 4-2 |
| 2021 | 5/8 | Coral Gables, Fla. | W | 16-1 |
| 2021 | 5/9 | Coral Gables, Fla. | W | 10-2 |

Coral Gables: Miami leads, 6-1

Neutral Site: Miami leads, 1-0

ARIZONA

MIAMI LEADS, 6-4

| YEAR | DATE | SITE | W/L | SCORE |
|------|-------|--------------------|-----|-------|
| 1979 | 6/1# | Omaha, Neb. | L | 1-5 |
| 1986 | 6/7# | Omaha, Neb. | W | 4-3 |
| 1987 | 3/27 | Coral Gables, Fla. | L | 0-5 |
| 1987 | 3/28 | Coral Gables, Fla. | W | 7-3 |
| 1987 | 3/29 | Coral Gables, Fla. | W | 9-8 |
| 1989 | 5/21 | Chapel Hill, N.C. | W | 11-1 |
| 2008 | 6/6\$ | Coral Gables, Fla. | L | 3-6 |
| 2008 | 6/7\$ | Coral Gables, Fla. | W | 14-10 |
| 2008 | 6/8\$ | Coral Gables, Fla. | W | 4-2 |
| 2016 | 6/18# | Omaha, Neb. | L | 1-5 |

Coral Gables: Miami leads, 4-2

Neutral Site: Tied, 2-2

ARIZONA STATE

ARIZONA STATE LEADS, 9-8

| YEAR | DATE | SITE | W/L | SCORE |
|------|-------|--------------------|-----|-------|
| 1978 | 6/7# | Omaha, Neb. | L | 11-3 |
| 1979 | 3/19 | Coral Gables, Fla. | W | 9-0 |
| 1979 | 3/20 | Coral Gables, Fla. | W | 10-1 |
| 1979 | 3/21 | Coral Gables, Fla. | W | 11-9 |
| 1982 | 5/21 | Tempe, Ariz. | W | 8-6 |
| 1982 | 5/22 | Tempe, Ariz. | L | 1-3 |
| 1982 | 5/23 | Tempe, Ariz. | L | 7-8 |
| 1983 | 2/4 | Coral Gables, Fla. | L | 3-4 |
| 1983 | 2/5 | Coral Gables, Fla. | W | 16-5 |
| 1983 | 2/6 | Coral Gables, Fla. | W | 13-5 |
| 1984 | 6/2# | Omaha, Neb. | L | 6-9 |
| 1994 | 6/4# | Omaha, Neb. | L | 0-4 |
| 1994 | 6/7# | Omaha, Neb. | L | 5-9 |
| 1997 | 5/24+ | Coral Gables, Fla. | L | 3-10 |
| 1997 | 5/25+ | Coral Gables, Fla. | W | 7-6 |
| 1997 | 5/25+ | Coral Gables, Fla. | W | 6-5 |
| 1998 | 5/31# | Omaha, Neb. | L | 2-9 |

ALL-TIME SERIES RESULTS

Coral Gables: Miami leads, 7-2
Tempe: Arizona State leads, 2-1
Neutral Site: Arizona State leads, 5-0

ARKANSAS

MIAMI LEADS, 5-0

| YEAR | DATE | SITE | W/L | SCORE |
|------|-------|--------------------|-----|-------|
| 1985 | 2/9 | Coral Gables, Fla. | W | 4-0 |
| 1985 | 2/9 | Coral Gables, Fla. | W | 2-1 |
| 1985 | 2/10 | Coral Gables, Fla. | W | 5-2 |
| 2001 | 3/4 | Minneapolis, Minn. | W | 8-2 |
| 2015 | 6/15# | Omaha, Neb. | W | 4-3 |

Coral Gables: Miami leads, 3-0
Neutral Site: Miami leads, 2-0

ARMSTRONG STATE

MIAMI LEADS, 2-0

| YEAR | DATE | SITE | W/L | SCORE |
|------|------|--------------------|-----|-------|
| 1985 | 2/12 | Coral Gables, Fla. | W | 14-7 |
| 1985 | 2/13 | Coral Gables, Fla. | W | 15-3 |

Coral Gables: Miami leads, 2-0

ARMY

MIAMI LEADS, 27-2-1

| YEAR | DATE | SITE | W/L | SCORE |
|------|------|--------------------|-----|---------|
| 1960 | 3/25 | Coral Gables, Fla. | W | 10-6 |
| 1960 | 3/27 | Coral Gables, Fla. | W | 11-9 |
| 1961 | 3/24 | Coral Gables, Fla. | W | 10-3 |
| 1961 | 3/25 | Coral Gables, Fla. | W | 5-3 |
| 1962 | 3/22 | Coral Gables, Fla. | W | 17-7 |
| 1962 | 3/23 | Coral Gables, Fla. | W | 6-2 |
| 1962 | 3/24 | Coral Gables, Fla. | W | 5-2 |
| 1963 | 3/21 | Coral Gables, Fla. | W | 3-1 |
| 1963 | 3/22 | Coral Gables, Fla. | W | 3-1 |
| 1963 | 3/23 | Coral Gables, Fla. | W | 6-0 |
| 1964 | 3/19 | Coral Gables, Fla. | W | 2-0 |
| 1964 | 3/20 | Coral Gables, Fla. | W | 3-1 |
| 1964 | 3/21 | Coral Gables, Fla. | W | 9-4 |
| 1965 | 3/25 | Coral Gables, Fla. | W | 7-3 |
| 1965 | 3/27 | Coral Gables, Fla. | W | 13-2 |
| 1966 | 3/25 | Coral Gables, Fla. | L | 1-3 |
| 1966 | 3/26 | Coral Gables, Fla. | W | 7-3 |
| 1967 | 3/23 | Coral Gables, Fla. | W | 5-4 |
| 1967 | 3/24 | Coral Gables, Fla. | T | 1-1 |
| 1968 | 3/24 | Coral Gables, Fla. | W | 1-0 |
| 1969 | 3/20 | Coral Gables, Fla. | L | 0-4 |
| 1969 | 3/23 | Coral Gables, Fla. | W | 4-2 (7) |
| 1970 | 3/19 | Coral Gables, Fla. | W | 8-5 |
| 1970 | 3/20 | Coral Gables, Fla. | W | 7-5 |
| 1973 | 3/26 | Coral Gables, Fla. | W | 10-0 |
| 1973 | 3/29 | Coral Gables, Fla. | W | 11-4 |
| 1975 | 3/27 | Coral Gables, Fla. | W | 7-4 |
| 1975 | 3/28 | Coral Gables, Fla. | W | 13-1 |
| 1975 | 3/29 | Coral Gables, Fla. | W | 7-0 |
| 2015 | 3/17 | Coral Gables, Fla. | W | 9-1 |

Coral Gables: Miami leads, 27-2-1

AUBURN

AUBURN LEADS, 7-1

| YEAR | DATE | SITE | W/L | SCORE |
|------|------|--------------------|-----|----------|
| 1946 | 4/15 | Auburn, Ala. | L | 5-8 |
| 1946 | 5/2 | Coral Gables, Fla. | L | 0-1 (13) |
| 1946 | 5/3 | Coral Gables, Fla. | L | 7-11 |
| 1966 | 4/11 | Auburn, Ala. | L | 1-7 |
| 1966 | 4/12 | Auburn, Ala. | L | 3-8 |
| 1968 | 4/15 | Auburn, Ala. | L | 5-7 |
| 1968 | 4/16 | Auburn, Ala. | L | 1-6 |
| 1994 | 6/6# | Omaha, Neb. | W | 7-5 |

Coral Gables: Auburn leads, 2-0
Auburn: Auburn leads, 5-0
Neutral Site: Miami leads, 1-0

BALL STATE

MIAMI LEADS, 3-1

| YEAR | DATE | SITE | W/L | SCORE |
|------|------|--------------------|-----|-------|
| 2002 | 3/13 | Coral Gables, Fla. | L | 4-12 |
| 2004 | 5/20 | Coral Gables, Fla. | W | 9-1 |
| 2004 | 5/21 | Coral Gables, Fla. | W | 4-2 |
| 2004 | 5/22 | Coral Gables, Fla. | W | 7-3 |

Coral Gables: Miami leads, 3-1

BARRY

MIAMI LEADS, 22-0

| YEAR | DATE | SITE | W/L | SCORE |
|------|------|--------------------|-----|-------|
| 1985 | 4/9 | Coral Gables, Fla. | W | 12-1 |
| 1985 | 4/16 | Coral Gables, Fla. | W | 5-0 |
| 1986 | 4/1 | Coral Gables, Fla. | W | 9-1 |
| 1987 | 4/18 | Coral Gables, Fla. | W | 18-2 |
| 1988 | 2/17 | Coral Gables, Fla. | W | 5-0 |
| 1988 | 3/1 | Coral Gables, Fla. | W | 9-1 |
| 1990 | 2/14 | Coral Gables, Fla. | W | 7-1 |
| 1992 | 2/19 | Coral Gables, Fla. | W | 13-4 |
| 1992 | 4/7 | Coral Gables, Fla. | W | 12-8 |
| 1994 | 2/2 | Coral Gables, Fla. | W | 8-0 |
| 1994 | 5/6 | Coral Gables, Fla. | W | 11-3 |
| 1996 | 1/31 | Coral Gables, Fla. | W | 25-0 |
| 1997 | 2/25 | Coral Gables, Fla. | W | 8-3 |
| 1998 | 1/28 | Coral Gables, Fla. | W | 9-0 |
| 1999 | 1/26 | Coral Gables, Fla. | W | 8-3 |
| 2000 | 2/15 | Coral Gables, Fla. | W | 5-3 |
| 2009 | 4/1 | Coral Gables, Fla. | W | 15-10 |
| 2010 | 5/7 | Coral Gables, Fla. | W | 6-0 |
| 2010 | 5/8 | Coral Gables, Fla. | W | 11-1 |
| 2011 | 4/13 | Coral Gables, Fla. | W | 10-5 |
| 2013 | 2/27 | Coral Gables, Fla. | W | 5-1 |
| 2015 | 2/25 | Coral Gables, Fla. | W | 5-3 |

Coral Gables: Miami leads, 22-0

BAYLOR

MIAMI LEADS, 1-0

| YEAR | DATE | SITE | W/L | SCORE |
|------|------|-------------|-----|-------|
| 1978 | 6/3# | Omaha, Neb. | W | 12-1 |

Neutral Site: Miami leads, 1-0

ALL-TIME SERIES RESULTS

BERNARD BARUCH

MIAMI LEADS, 2-0

| YEAR | DATE | SITE | W/L | SCORE |
|------|------|--------------------|-----|-------|
| 1972 | 3/27 | Coral Gables, Fla. | W | 3-1 |
| 1972 | 3/30 | Coral Gables, Fla. | W | 5-4 |

Coral Gables: Miami leads, 1-0

BETHUNE-COOKMAN

MIAMI LEADS, 40-6

| YEAR | DATE | SITE | W/L | SCORE |
|------|-------|--------------------|-----|----------|
| 1983 | 2/15 | Coral Gables, Fla. | W | 12-3 |
| 1984 | 2/14 | Coral Gables, Fla. | W | 17-1 |
| 1990 | 4/3 | Coral Gables, Fla. | W | 22-0 (7) |
| 1996 | 3/29 | Coral Gables, Fla. | W | 10-3 |
| 1996 | 3/30 | Coral Gables, Fla. | W | 20-3 |
| 1998 | 4/10 | Coral Gables, Fla. | W | 9-3 |
| 1998 | 4/11 | Coral Gables, Fla. | W | 13-1 |
| 1998 | 4/12 | Coral Gables, Fla. | W | 17-0 |
| 1999 | 5/28+ | Coral Gables, Fla. | W | 15-9 |
| 2002 | 5/3 | Coral Gables, Fla. | W | 12-4 |
| 2002 | 5/4 | Coral Gables, Fla. | L | 1-3 |
| 2002 | 5/5 | Coral Gables, Fla. | W | 14-2 |
| 2003 | 5/30 | Coral Gables, Fla. | W | 10-5 |
| 2006 | 2/25 | Coral Gables, Fla. | W | 4-3 |
| 2006 | 2/25 | Coral Gables, Fla. | W | 9-1 |
| 2006 | 2/26 | Coral Gables, Fla. | W | 9-1 |
| 2008 | 3/25 | Coral Gables, Fla. | W | 10-5 |
| 2008 | 3/26 | Coral Gables, Fla. | W | 7-6 |
| 2008 | 5/30+ | Coral Gables, Fla. | W | 7-4 |
| 2009 | 5/8 | Coral Gables, Fla. | L | 0-1 |
| 2009 | 5/9 | Coral Gables, Fla. | W | 14-4 |
| 2009 | 5/10 | Coral Gables, Fla. | L | 2-5 |
| 2010 | 4/20 | Coral Gables, Fla. | W | 5-2 |
| 2011 | 4/20 | Coral Gables, Fla. | W | 5-3 |
| 2012 | 5/4 | Coral Gables, Fla. | W | 7-0 |
| 2012 | 5/5 | Coral Gables, Fla. | W | 5-4 |
| 2012 | 5/6 | Coral Gables, Fla. | W | 4-3 |
| 2013 | 4/3 | Coral Gables, Fla. | L | 3-5 |
| 2013 | 4/17 | Coral Gables, Fla. | W | 6-1 |
| 2014 | 3/11 | Coral Gables, Fla. | L | 3-7 |
| 2014 | 4/2 | Coral Gables, Fla. | W | 10-1 |
| 2014 | 5/30# | Coral Gables, Fla. | W | 1-0 |
| 2014 | 6/1# | Coral Gables, Fla. | W | 10-0 |
| 2015 | 4/1 | Coral Gables, Fla. | W | 13-3 |
| 2015 | 5/6 | Coral Gables, Fla. | W | 14-0 |
| 2016 | 3/23 | Coral Gables, Fla. | W | 5-4 |
| 2016 | 5/10 | Coral Gables, Fla. | W | 14-7 |
| 2017 | 5/5 | Coral Gables, Fla. | W | 6-5 |
| 2017 | 5/6 | Coral Gables, Fla. | L | 3-7 |
| 2017 | 5/7 | Coral Gables, Fla. | W | 7-1 |
| 2018 | 5/4 | Coral Gables, Fla. | W | 4-2 |
| 2018 | 5/5 | Coral Gables, Fla. | W | 8-7 |
| 2018 | 5/6 | Coral Gables, Fla. | W | 12-11 |
| 2019 | 5/3 | Coral Gables, Fla. | W | 9-3 |
| 2019 | 5/4 | Coral Gables, Fla. | W | 12-7 |
| 2019 | 5/5 | Coral Gables, Fla. | W | 13-5 |

Coral Gables: Miami leads, 40-6

BISCAYNE

MIAMI LEADS, 51-4

| YEAR | DATE | SITE | W/L | SCORE |
|------|------|--------------------|-----|----------|
| 1968 | 3/5 | Miami, Fla. | W | 9-0 (F) |
| 1968 | 3/12 | Coral Gables, Fla. | W | 9-0 (F) |
| 1968 | 4/24 | Coral Gables, Fla. | W | 9-0 (F) |
| 1969 | 4/16 | Coral Gables, Fla. | W | 9-1 |
| 1969 | 4/23 | Miami, Fla. | W | 10-0 |
| 1969 | 5/6 | Coral Gables, Fla. | L | 4-7 |
| 1969 | 5/7 | Miami, Fla. | W | 3-0 |
| 1970 | 3/10 | Coral Gables, Fla. | W | 5-2 |
| 1970 | 4/14 | Coral Gables, Fla. | W | 2-1 |
| 1970 | 5/5 | Coral Gables, Fla. | W | 9-1 |
| 1971 | 4/14 | Coral Gables, Fla. | W | 6-2 |
| 1971 | 4/21 | Miami, Fla. | W | 21-4 (8) |
| 1971 | 5/5 | Coral Gables, Fla. | W | 7-0 |
| 1972 | 3/8 | Coral Gables, Fla. | W | 7-2 |
| 1972 | 4/26 | Miami, Fla. | W | 11-1 |
| 1972 | 5/2 | Coral Gables, Fla. | W | 9-0 |
| 1973 | 4/5 | Coral Gables, Fla. | W | 4-3 |
| 1973 | 4/25 | Coral Gables, Fla. | W | 26-3 |
| 1973 | 5/1 | Coral Gables, Fla. | W | 17-0 |
| 1973 | 5/2 | Coral Gables, Fla. | W | 16-2 |
| 1974 | 2/27 | Coral Gables, Fla. | W | 12-0 |
| 1974 | 4/24 | Coral Gables, Fla. | W | 13-5 |
| 1974 | 5/1 | Coral Gables, Fla. | W | 19-1 |
| 1974 | 5/7 | Miami, Fla. | W | 18-1 |
| 1975 | 3/12 | Coral Gables, Fla. | W | 6-2 |
| 1975 | 4/9 | Miami, Fla. | W | 2-1 |
| 1975 | 4/16 | Coral Gables, Fla. | W | 7-1 |
| 1975 | 5/1 | Coral Gables, Fla. | W | 8-0 |
| 1976 | 4/8 | Miami, Fla. | W | 6-3 |
| 1976 | 4/16 | Coral Gables, Fla. | W | 6-2 |
| 1976 | 4/17 | Miami, Fla. | W | 10-1 |
| 1976 | 4/28 | Coral Gables, Fla. | L | 2-3 (13) |
| 1977 | 3/2 | Miami, Fla. | W | 10-2 |
| 1977 | 3/15 | Coral Gables, Fla. | W | 6-3 |
| 1977 | 3/16 | Coral Gables, Fla. | W | 4-3 |
| 1977 | 4/22 | Coral Gables, Fla. | W | 4-0 |
| 1977 | 4/23 | Coral Gables, Fla. | W | 7-5 |
| 1978 | 3/1 | Miami, Fla. | W | 9-5 |
| 1978 | 3/13 | Miami, Fla. | W | 14-2 |
| 1978 | 4/11 | Miami, Fla. | L | 4-6 |
| 1978 | 4/26 | Coral Gables, Fla. | W | 4-1 |
| 1979 | 4/18 | Coral Gables, Fla. | W | 10-1 |
| 1979 | 4/24 | Coral Gables, Fla. | W | 5-1 |
| 1980 | 4/15 | Coral Gables, Fla. | W | 7-4 |
| 1980 | 4/16 | Coral Gables, Fla. | W | 2-1 |
| 1980 | 4/19 | Coral Gables, Fla. | W | 9-4 |
| 1980 | 4/30 | Coral Gables, Fla. | W | 15-0 |
| 1981 | 2/25 | Coral Gables, Fla. | W | 5-3 |
| 1981 | 4/22 | Coral Gables, Fla. | W | 5-3 |
| 1981 | 4/28 | Coral Gables, Fla. | L | 2-4 |
| 1982 | 2/18 | Coral Gables, Fla. | W | 7-1 |
| 1982 | 3/9 | Coral Gables, Fla. | W | 13-1 |
| 1983 | 3/29 | Coral Gables, Fla. | W | 8-5 |
| 1983 | 4/20 | Coral Gables, Fla. | W | 5-3 |
| 1983 | 5/3 | Coral Gables, Fla. | W | 4-0 |

Coral Gables: Miami leads, 39-3

Miami: Miami leads, 12-1

*** - Renamed St. Thomas University in 1984

ALL-TIME SERIES RESULTS



BOSTON COLLEGE

MIAMI LEADS, 25-10

| YEAR | DATE | SITE | W/L | SCORE |
|------|--------|----------------------|-----|------------|
| 2003 | 3/21 | Coral Gables, Fla. | W | 18-8 |
| 2003 | 3/22 | Coral Gables, Fla. | W | 17-5 |
| 2008 | 3/7 | Coral Gables, Fla. | W | 10-7 |
| 2008 | 3/8 | Coral Gables, Fla. | W | 8-3 |
| 2008 | 3/9 | Coral Gables, Fla. | W | 7-1 |
| 2009 | 5/1 | Chestnut Hill, Mass. | W | 5-1 |
| 2009 | 5/2 | Brockton, Mass. | W | 7-5 |
| 2009 | 5/3 | Chestnut Hill, Mass. | L | 3-13 |
| 2009 | 5/22% | Durham, N.C. | L | 1-10 |
| 2010 | 3/12 | Coral Gables, Fla. | L | 0-3 |
| 2010 | 3/13 | Coral Gables, Fla. | W | 7-1 |
| 2010 | 3/14 | Coral Gables, Fla. | W | 11-4 |
| 2010 | 5/27% | Greensboro, N.C. | L | 10-12 (12) |
| 2011 | 4/3 | Chestnut Hill, Mass. | W | 19-4 |
| 2011 | 4/3 | Chestnut Hill, Mass. | W | 7-6 (5) |
| 2012 | 4/9 | Coral Gables, Fla. | W | 7-3 |
| 2012 | 4/10 | Coral Gables, Fla. | W | 5-3 |
| 2012 | 4/11 | Coral Gables, Fla. | W | 4-1 |
| 2013 | 4/26 | Chestnut Hill, Mass. | L | 0-1 |
| 2013 | 4/27 | Chestnut Hill, Mass. | W | 5-0 |
| 2013 | 4/28 | Chestnut Hill, Mass. | L | 2-3 (11) |
| 2014 | 3/7 | Coral Gables, Fla. | W | 6-2 |
| 2014 | 3/8 | Coral Gables, Fla. | W | 5-2 |
| 2014 | 3/9 | Coral Gables, Fla. | W | 4-3 |
| 2016 | 6/10\$ | Coral Gables, Fla. | W | 12-7 |
| 2016 | 6/11\$ | Coral Gables, Fla. | L | 3-5 |
| 2016 | 6/12\$ | Coral Gables, Fla. | W | 9-4 |
| 2017 | 4/28 | Chestnut Hill, Mass. | W | 3-0 |
| 2017 | 4/29 | Chestnut Hill, Mass. | W | 14-5 |
| 2017 | 4/30 | Chestnut Hill, Mass. | L | 2-9 |
| 2018 | 5/17 | Coral Gables, Fla. | W | 3-0 |
| 2018 | 5/18 | Coral Gables, Fla. | W | 4-3 |
| 2021 | 4/30 | Brighton, Mass. | L | 0-13 |
| 2021 | 5/1 | Brighton, Mass. | W | 2-1 |
| 2021 | 5/2 | Brighton, Mass. | L | 6-11 |

Coral Gables: Miami leads, 17-2

Chestnut Hill/Brockton/Brighton: Miami leads, 8-6

Neutral Site: Boston College leads, 2-0

BOSTON UNIVERSITY

MIAMI LEADS, 2-0

| YEAR | DATE | SITE | W/L | SCORE |
|------|------|--------------------|-----|----------|
| 1989 | 3/9 | Coral Gables, Fla. | W | 17-0 (7) |
| 1990 | 3/11 | Coral Gables, Fla. | W | 25-1 |

Coral Gables: Miami leads, 2-0

BOWLING GREEN

MIAMI LEADS, 13-0

| YEAR | DATE | SITE | W/L | SCORE |
|------|------|--------------------|-----|-------|
| 1977 | 3/20 | Coral Gables, Fla. | W | 18-3 |
| 1978 | 3/19 | Coral Gables, Fla. | W | 5-1 |
| 1979 | 3/24 | Coral Gables, Fla. | W | 10-1 |
| 1980 | 3/21 | Coral Gables, Fla. | W | 7-1 |
| 1980 | 3/28 | Coral Gables, Fla. | W | 8-3 |
| 1981 | 3/23 | Coral Gables, Fla. | W | 12-0 |
| 1981 | 3/29 | Coral Gables, Fla. | W | 8-1 |
| 1982 | 3/19 | Coral Gables, Fla. | W | 15-2 |
| 1982 | 3/22 | Coral Gables, Fla. | W | 14-1 |
| 1982 | 3/24 | Coral Gables, Fla. | W | 12-0 |

| YEAR | DATE | SITE | W/L | SCORE |
|------|------|--------------------|-----|-------|
| 1986 | 3/28 | Coral Gables, Fla. | W | 7-3 |
| 1986 | 3/29 | Coral Gables, Fla. | W | 12-8 |
| 1988 | 5/21 | Coral Gables, Fla. | W | 21-6 |

Coral Gables: Miami leads, 13-0

BRADLEY

MIAMI LEADS, 1-0

| YEAR | DATE | SITE | W/L | SCORE |
|------|------|------------------|-----|-------|
| 1972 | 4/5 | New Orleans, La. | W | 12-3 |

Neutral Site: Miami leads, 1-0

BUCKNELL

MIAMI LEADS, 1-0

| YEAR | DATE | SITE | W/L | SCORE |
|------|-------|--------------------|-----|-------|
| 2001 | 5/25+ | Coral Gables, Fla. | W | 14-6 |

Coral Gables: Miami leads, 1-0

BUFFALO

MIAMI LEADS, 25-2

| YEAR | DATE | SITE | W/L | SCORE |
|------|------|--------------------|-----|----------|
| 1974 | 3/20 | Coral Gables, Fla. | W | 5-2 |
| 1974 | 3/22 | Coral Gables, Fla. | W | 16-1 |
| 1975 | 3/10 | Coral Gables, Fla. | W | 10-1 |
| 1975 | 3/13 | Coral Gables, Fla. | W | 8-6 |
| 1975 | 3/16 | Coral Gables, Fla. | W | 8-5 |
| 1975 | 3/20 | Coral Gables, Fla. | W | 3-2 |
| 1977 | 3/30 | Coral Gables, Fla. | W | 10-3 |
| 1977 | 4/1 | Coral Gables, Fla. | W | 11-0 |
| 1977 | 4/4 | Coral Gables, Fla. | W | 7-5 |
| 1977 | 4/5 | Coral Gables, Fla. | W | 12-0 |
| 1977 | 4/11 | Coral Gables, Fla. | W | 13-4 |
| 1977 | 4/12 | Coral Gables, Fla. | W | 3-0 |
| 1978 | 3/27 | Coral Gables, Fla. | W | 3-1 |
| 1978 | 3/29 | Coral Gables, Fla. | W | 3-2 (10) |
| 1978 | 3/30 | Coral Gables, Fla. | W | 8-1 |
| 1978 | 3/31 | Coral Gables, Fla. | W | 4-2 |
| 1978 | 4/1 | Coral Gables, Fla. | W | 4-6 |
| 1978 | 4/2 | Coral Gables, Fla. | W | 3-1 |
| 1979 | 4/5 | Coral Gables, Fla. | W | 5-3 |
| 1979 | 4/8 | Coral Gables, Fla. | W | 8-3 |
| 1979 | 4/9 | Coral Gables, Fla. | W | 10-7 |
| 1979 | 4/10 | Coral Gables, Fla. | W | 3-0 |
| 1979 | 4/14 | Coral Gables, Fla. | W | 5-3 |
| 1979 | 4/15 | Coral Gables, Fla. | W | 10-0 |
| 1980 | 3/6 | Coral Gables, Fla. | L | 1-2 |
| 1980 | 3/9 | Coral Gables, Fla. | W | 15-8 |
| 1980 | 3/10 | Coral Gables, Fla. | W | 14-7 |

Coral Gables: Miami leads, 25-2

ALL-TIME SERIES RESULTS

C.W. POST

MIAMI LEADS, 4-0

| YEAR | DATE | SITE | W/L | SCORE |
|------|------|--------------------|-----|-------|
| 1997 | 3/21 | Coral Gables, Fla. | W | 7-2 |
| 2000 | 3/3 | Coral Gables, Fla. | W | 19-2 |
| 2000 | 3/4 | Coral Gables, Fla. | W | 21-6 |
| 2000 | 3/5 | Coral Gables, Fla. | W | 33-0 |

Coral Gables: Miami leads, 4-0

CAL STATE FULLERTON

CAL STATE FULLERTON LEADS, 11-6

| YEAR | DATE | SITE | W/L | SCORE |
|------|-------|----------------------|-----|-------|
| 1982 | 5/31# | Omaha, Neb. | W | 4-3 |
| 1983 | 5/20 | Fullerton, Calif. | L | 3-6 |
| 1983 | 5/21 | Fullerton, Calif. | W | 3-0 |
| 1983 | 5/22 | Fullerton, Calif. | L | 3-4 |
| 1984 | 6/6# | Omaha, Neb. | L | 5-13 |
| 1985 | 4/6 | Oklahoma City, Okla. | W | 6-3 |
| 1988 | 6/4# | Omaha, Neb. | L | 3-6 |
| 1992 | 6/2# | Omaha, Neb. | L | 5-7 |
| 1992 | 6/5# | Omaha, Neb. | L | 1-8 |
| 1996 | 5/16 | Coral Gables, Fla. | W | 5-4 |
| 1996 | 5/17 | Coral Gables, Fla. | W | 8-4 |
| 1996 | 5/18 | Coral Gables, Fla. | L | 6-7 |
| 2001 | 3/30 | Coral Gables, Fla. | L | 2-8 |
| 2001 | 3/31 | Coral Gables, Fla. | L | 5-8 |
| 2001 | 4/1 | Coral Gables, Fla. | L | 2-9 |
| 2002 | 3/2 | Fullerton, Calif. | W | 5-3 |
| 2004 | 6/21# | Omaha, Neb. | L | 3-6 |

Coral Gables: Cal State Fullerton leads, 4-2

Fullerton: Tied, 2-2

Neutral Site: Cal State Fullerton leads, 5-2

CAL STATE NORTHRIDGE

CAL STATE NORTHRIDGE LEADS, 1-0

| YEAR | DATE | SITE | W/L | SCORE |
|------|-------|----------------|-----|-------|
| 1991 | 5/24+ | Fresno, Calif. | L | 6-13 |

Neutral Site: Cal State Northridge leads, 1-0

CALIFORNIA

MIAMI LEADS, 7-1

| YEAR | DATE | SITE | W/L | SCORE |
|------|-------|--------------------|-----|----------|
| 1980 | 6/4# | Omaha, Neb. | L | 3-4 |
| 1982 | 2/5 | Coral Gables, Fla. | W | 10-2 |
| 1982 | 2/6 | Coral Gables, Fla. | W | 8-1 |
| 1982 | 2/7 | Coral Gables, Fla. | W | 10-4 |
| 1991 | 2/1 | Coral Gables, Fla. | W | 9-8 |
| 1991 | 2/2 | Coral Gables, Fla. | W | 6-4 |
| 1991 | 2/3 | Coral Gables, Fla. | W | 13-6 |
| 1992 | 5/29# | Omaha, Neb. | W | 4-3 (13) |

Coral Gables: Miami leads, 6-0

Neutral Site: Tied, 1-1

CAMPBELL

MIAMI LEADS, 3-1

| YEAR | DATE | SITE | W/L | SCORE |
|------|------|---------------------|-----|-------|
| 2003 | 2/6 | Coral Gables, Fla. | W | 13-2 |
| 2003 | 2/7 | Coral Gables, Fla. | W | 10-3 |
| 2003 | 2/8 | Coral Gables, Fla. | L | 9-12 |
| 2004 | 3/10 | Coral Gables, Fla.. | W | 10-8 |

Coral Gables: Miami leads, 3-1

CENTRAL MICHIGAN

TIED, 1-1

| YEAR | DATE | SITE | W/L | SCORE |
|------|-------|-------------------|-----|-------|
| 2019 | 5/31+ | Starkville, Miss. | L | 5-6 |
| 2019 | 6/2+ | Starkville, Miss. | W | 18-3 |

Neutral Site: Tied, 1-1

CLEMSON

MIAMI LEADS, 44-30-1

| YEAR | DATE | SITE | W/L | SCORE |
|------|-------|--------------------|-----|----------|
| 1977 | 5/22+ | Coral Gables, Fla. | W | 10-3 |
| 1977 | 5/22+ | Coral Gables, Fla. | L | 9-10 |
| 1977 | 5/23+ | Coral Gables, Fla. | L | 2-7 |
| 1978 | 5/19+ | Coral Gables, Fla. | L | 5-8 |
| 1978 | 5/21+ | Coral Gables, Fla. | W | 7-5 |
| 1979 | 5/19+ | Coral Gables, Fla. | W | 2-1 |
| 1979 | 5/20+ | Coral Gables, Fla. | W | 4-1 |
| 1980 | 5/31# | Omaha, Neb. | W | 13-5 |
| 1986 | 5/9 | Greenville, S.C. | W | 6-5 |
| 1986 | 5/10 | Greenville, S.C. | L | 4-7 |
| 1986 | 5/11 | Greenville, S.C. | L | 5-9 |
| 1987 | 3/20 | Coral Gables, Fla. | L | 2-8 |
| 1987 | 3/21 | Coral Gables, Fla. | L | 9-11 |
| 1987 | 3/22 | Coral Gables, Fla. | T | 10-10 |
| 1989 | 4/28 | Clemson, S.C. | W | 11-5 |
| 1989 | 4/29 | Clemson, S.C. | W | 10-2 |
| 1989 | 4/30 | Clemson, S.C. | L | 4-5 |
| 1989 | 5/20 | Chapel Hill, N.C. | W | 2-0 |
| 1990 | 3/22 | Coral Gables, Fla. | W | 9-2 |
| 1990 | 3/23 | Coral Gables, Fla. | W | 11-5 |
| 1990 | 3/24 | Coral Gables, Fla. | W | 2-1 |
| 1994 | 4/29 | Clemson, S.C. | L | 5-7 |
| 1994 | 4/30 | Clemson, S.C. | W | 6-3 |
| 1994 | 5/1 | Clemson, S.C. | L | 8-9 (12) |
| 1995 | 5/12 | Coral Gables, Fla. | W | 7-6 |
| 1995 | 5/13 | Coral Gables, Fla. | L | 5-7 |
| 1995 | 5/14 | Coral Gables, Fla. | W | 8-4 |
| 1996 | 5/31# | Omaha, Neb. | W | 7-3 |
| 1996 | 6/5# | Omaha, Neb. | W | 14-5 |
| 1999 | 4/2 | Charlotte, N.C. | W | 5-3 |
| 1999 | 4/3 | Charlotte, N.C. | L | 5-7 |
| 1999 | 4/4 | Charlotte, N.C. | W | 14-11 |
| 2000 | 1/29 | Orlando, Fla. | L | 0-4 |
| 2001 | 6/1\$ | Coral Gables, Fla. | W | 10-8 |
| 2001 | 6/2\$ | Coral Gables, Fla. | W | 14-6 |
| 2005 | 5/19 | Clemson, S.C. | L | 5-15 |
| 2005 | 5/20 | Clemson, S.C. | L | 2-9 |
| 2005 | 5/21 | Clemson, S.C. | L | 2-6 |
| 2005 | 5/26% | Jacksonville, Fla. | L | 1-9 |
| 2006 | 3/31 | Coral Gables, Fla. | L | 6-8 |
| 2006 | 4/1 | Coral Gables, Fla. | L | 2-6 |
| 2006 | 4/2 | Coral Gables, Fla. | L | 1-14 |

ALL-TIME SERIES RESULTS

| YEAR | DATE | SITE | W/L | SCORE |
|------|-------|--------------------|-----|------------|
| 2007 | 3/30 | Clemson, S.C. | W | 10-3 |
| 2007 | 3/31 | Clemson, S.C. | L | 1-4 |
| 2007 | 4/1 | Clemson, S.C. | W | 7-6 |
| 2007 | 5/23% | Jacksonville, Fla. | L | 4-5 |
| 2008 | 4/4 | Coral Gables, Fla. | W | 6-4 |
| 2008 | 4/5 | Coral Gables, Fla. | W | 15-5 |
| 2008 | 4/6 | Coral Gables, Fla. | W | 7-6 |
| 2008 | 5/21% | Jacksonville, Fla. | W | 7-1 |
| 2009 | 4/11 | Clemson, S.C. | W | 12-8 |
| 2009 | 4/11 | Clemson, S.C. | L | 1-9 |
| 2009 | 4/12 | Clemson, S.C. | L | 6-9 |
| 2012 | 3/30 | Clemson, S.C. | L | 1-3 |
| 2012 | 3/31 | Clemson, S.C. | L | 1-3 |
| 2012 | 4/1 | Clemson, S.C. | W | 4-2 |
| 2013 | 4/19 | Coral Gables, Fla. | L | 0-1 |
| 2013 | 4/20 | Coral Gables, Fla. | W | 2-1 |
| 2013 | 4/21 | Coral Gables, Fla. | W | 7-0 |
| 2013 | 5/25% | Durham, N.C. | W | 7-0 |
| 2014 | 4/25 | Clemson, S.C. | W | 5-2 |
| 2014 | 4/26 | Clemson, S.C. | W | 3-2 (12) |
| 2014 | 4/27 | Clemson, S.C. | W | 10-2 |
| 2014 | 5/22% | Greensboro, N.C. | L | 2-3 |
| 2016 | 3/25 | Coral Gables, Fla. | W | 9-8 |
| 2016 | 3/26 | Coral Gables, Fla. | W | 5-4 (11) |
| 2016 | 3/27 | Coral Gables, Fla. | W | 10-5 |
| 2018 | 4/13 | Clemson, S.C. | W | 12-11 (12) |
| 2018 | 4/14 | Clemson, S.C. | W | 6-1 |
| 2018 | 4/14 | Clemson, S.C. | L | 3-8 |
| 2018 | 5/24% | Durham, N.C. | L | 1-7 |
| 2021 | 4/16 | Coral Gables, Fla. | W | 12-3 |
| 2021 | 4/17 | Coral Gables, Fla. | W | 10-2 |
| 2021 | 4/18 | Coral Gables, Fla. | W | 3-2 |

Coral Gables: Miami leads, 22-10-1

Clemson/Greenville: Clemson leads, 14-13

Neutral Site: Miami leads, 8-6

COASTAL CAROLINA

MIAMI LEADS, 11-0

| YEAR | DATE | SITE | W/L | SCORE |
|------|------|--------------------|-----|-------|
| 1994 | 5/20 | Coral Gables, Fla. | W | 4-1 |
| 1994 | 5/21 | Coral Gables, Fla. | W | 7-4 |
| 1996 | 2/9 | Coral Gables, Fla. | W | 8-3 |
| 1996 | 4/25 | Coral Gables, Fla. | W | 7-2 |
| 1996 | 2/11 | Coral Gables, Fla. | W | 16-11 |
| 1997 | 4/25 | Coral Gables, Fla. | W | 10-2 |
| 1997 | 4/27 | Coral Gables, Fla. | W | 10-2 |
| 1997 | 4/27 | Coral Gables, Fla. | W | 7-3 |
| 2004 | 4/30 | Coral Gables, Fla. | W | 6-1 |
| 2004 | 5/1 | Coral Gables, Fla. | W | 5-1 |
| 2004 | 5/2 | Coral Gables, Fla. | W | 13-11 |

Coral Gables: Miami leads, 11-0

COLGATE

MIAMI LEADS, 4-1

| YEAR | DATE | SITE | W/L | SCORE |
|------|------|--------------------|-----|----------|
| 1969 | 4/1 | Coral Gables, Fla. | W | 5-1 |
| 1969 | 4/2 | Coral Gables, Fla. | L | 5-7 |
| 1969 | 4/3 | Coral Gables, Fla. | W | 4-3 (10) |
| 1970 | 3/31 | Coral Gables, Fla. | W | 11-8 |
| 1970 | 4/2 | Coral Gables, Fla. | W | 9-1 |

Coral Gables: Miami leads, 4-1

COLORADO STATE

MIAMI LEADS, 1-0

| YEAR | DATE | SITE | W/L | SCORE |
|------|------|--------------------|-----|-------|
| 1984 | 2/23 | Coral Gables, Fla. | W | 14-4 |

Coral Gables: Miami leads, 1-0

COLUMBIA

MIAMI LEADS, 4-2

| YEAR | DATE | SITE | W/L | SCORE |
|------|-------|--------------------|-----|-------|
| 2013 | 3/19 | Coral Gables, Fla. | W | 9-6 |
| 2013 | 3/20 | Coral Gables, Fla. | W | 6-4 |
| 2015 | 5/30+ | Coral Gables, Fla. | W | 8-3 |
| 2015 | 5/31+ | Coral Gables, Fla. | L | 0-3 |
| 2015 | 6/1+ | Coral Gables, Fla. | W | 21-3 |
| 2019 | 3/20 | Coral Gables, Fla. | L | 2-4 |

Coral Gables: Miami leads, 4-2

CONNECTICUT

MIAMI LEADS, 2-0

| YEAR | DATE | SITE | W/L | SCORE |
|------|------|--------------------|-----|-------|
| 1970 | 3/27 | Coral Gables, Fla. | W | 2-1 |
| 1970 | 3/28 | Coral Gables, Fla. | W | 4-0 |

Coral Gables: Miami leads, 2-0

CORNELL

MIAMI LEADS, 5-2

| YEAR | DATE | SITE | W/L | SCORE |
|------|------|--------------------|-----|----------|
| 1971 | 3/30 | Coral Gables, Fla. | W | 9-3 |
| 1971 | 4/2 | Coral Gables, Fla. | W | 6-3 |
| 1973 | 3/20 | Coral Gables, Fla. | L | 3-4 |
| 1973 | 3/20 | Coral Gables, Fla. | L | 3-6 |
| 1984 | 3/25 | Coral Gables, Fla. | W | 8-6 |
| 2001 | 3/21 | Coral Gables, Fla. | W | 2-1 (10) |
| 2008 | 3/18 | Coral Gables, Fla. | W | 20-9 |

Coral Gables: Miami leads, 5-2

CREIGHTON

MIAMI LEADS, 8-1

| YEAR | DATE | SITE | W/L | SCORE |
|------|------|--------------------|-----|----------|
| 1985 | 3/12 | Coral Gables, Fla. | W | 6-5 |
| 1985 | 3/13 | Coral Gables, Fla. | W | 14-7 |
| 1986 | 3/16 | Coral Gables, Fla. | W | 2-1 |
| 1987 | 3/15 | Coral Gables, Fla. | L | 2-5 |
| 1987 | 3/16 | Coral Gables, Fla. | W | 10-9 |
| 1988 | 3/13 | Coral Gables, Fla. | W | 11-2 |
| 1988 | 3/14 | Coral Gables, Fla. | W | 9-4 |
| 1989 | 3/12 | Coral Gables, Fla. | W | 2-1 (10) |
| 1989 | 3/13 | Coral Gables, Fla. | W | 6-5 |

Coral Gables: Miami leads, 8-1

ALL-TIME SERIES RESULTS

DARTMOUTH

MIAMI LEADS, 3-1

| YEAR | DATE | SITE | W/L | SCORE |
|------|------|--------------------|-----|-------|
| 2000 | 3/24 | Coral Gables, Fla. | L | 5-6 |
| 2000 | 3/25 | Coral Gables, Fla. | W | 10-8 |
| 2000 | 3/26 | Coral Gables, Fla. | W | 6-1 |
| 2010 | 6/4+ | Coral Gables, Fla. | W | 12-8 |

Coral Gables: Miami leads, 3-1

DAVIDSON

TIED, 1-1

| YEAR | DATE | SITE | W/L | SCORE |
|------|------|--------------------|-----|-------|
| 1990 | 3/13 | Coral Gables, Fla. | W | 4-0 |
| 1990 | 3/15 | Coral Gables, Fla. | L | 2-3 |

Coral Gables: Tied, 1-1

DELAWARE

MIAMI LEADS, 4-0

| YEAR | DATE | SITE | W/L | SCORE |
|------|-------|--------------------|-----|-------|
| 1971 | 3/17 | Coral Gables, Fla. | W | 5-1 |
| 1971 | 3/18 | Coral Gables, Fla. | W | 6-5 |
| 1980 | 3/25 | Coral Gables, Fla. | W | 11-2 |
| 1980 | 5/27+ | Coral Gables, Fla. | W | 10-1 |

Coral Gables: Miami leads, 4-0

DREXEL

MIAMI LEADS, 1-0

| YEAR | DATE | SITE | W/L | SCORE |
|------|------|-----------------|-----|-------|
| 1998 | 3/25 | Homestead, Fla. | W | 8-6 |

Neutral Site: Miami leads, 1-0

DUKE

MIAMI LEADS, 41-12

| YEAR | DATE | SITE | W/L | SCORE |
|------|------|--------------------|-----|----------|
| 1966 | 3/28 | Coral Gables, Fla. | L | 1-3 (10) |
| 1966 | 3/29 | Coral Gables, Fla. | L | 4-5 |
| 1967 | 3/29 | Coral Gables, Fla. | W | 3-0 |
| 1967 | 4/1 | Coral Gables, Fla. | W | 8-4 |
| 1997 | 4/18 | Coral Gables, Fla. | W | 6-2 |
| 1997 | 4/19 | Coral Gables, Fla. | W | 9-5 |
| 1997 | 4/20 | Coral Gables, Fla. | W | 17-1 |
| 2005 | 3/11 | Coral Gables, Fla. | W | 14-3 |
| 2005 | 3/12 | Coral Gables, Fla. | W | 12-1 |
| 2005 | 3/13 | Coral Gables, Fla. | W | 6-1 |
| 2006 | 3/17 | Durham, N.C. | W | 3-0 |
| 2006 | 3/18 | Durham, N.C. | W | 4-3 |
| 2006 | 3/19 | Durham, N.C. | W | 7-1 |
| 2007 | 5/17 | Coral Gables, Fla. | W | 9-4 |
| 2007 | 5/18 | Coral Gables, Fla. | W | 5-1 |
| 2007 | 5/19 | Coral Gables, Fla. | W | 14-5 |
| 2008 | 3/28 | Durham, N.C. | W | 7-5 (10) |
| 2008 | 3/29 | Durham, N.C. | W | 8-1 |
| 2009 | 3/13 | Coral Gables, Fla. | W | 5-4 |
| 2009 | 3/14 | Coral Gables, Fla. | L | 0-2 |
| 2009 | 3/15 | Coral Gables, Fla. | W | 7-6 |
| 2010 | 3/19 | Durham, N.C. | W | 3-1 |

| YEAR | DATE | SITE | W/L | SCORE |
|------|-------|--------------------|-----|----------|
| 2010 | 3/20 | Durham, N.C. | W | 11-3 |
| 2010 | 3/21 | Durham, N.C. | W | 7-6 |
| 2011 | 5/19 | Coral Gables, Fla. | W | 4-1 |
| 2011 | 5/20 | Coral Gables, Fla. | L | 0-2 |
| 2011 | 5/21 | Coral Gables, Fla. | W | 5-2 |
| 2012 | 5/16 | Durham, N.C. | L | 1-5 |
| 2012 | 5/17 | Durham, N.C. | W | 2-1 |
| 2012 | 5/18 | Durham, N.C. | W | 7-1 |
| 2013 | 3/9 | Coral Gables, Fla. | L | 2-4 |
| 2013 | 3/10 | Coral Gables, Fla. | L | 2-9 |
| 2013 | 3/11 | Coral Gables, Fla. | W | 5-3 |
| 2014 | 5/9 | Durham, N.C. | W | 6-1 |
| 2014 | 5/10 | Durham, N.C. | W | 9-1 |
| 2014 | 5/11 | Durham, N.C. | W | 4-3 |
| 2014 | 5/24% | Greensboro, N.C. | W | 6-5 (12) |
| 2015 | 4/3 | Coral Gables, Fla. | W | 4-3 |
| 2015 | 4/4 | Coral Gables, Fla. | W | 3-2 |
| 2015 | 4/5 | Coral Gables, Fla. | W | 10-0 |
| 2016 | 4/15 | Durham, N.C. | W | 14-2 |
| 2016 | 4/16 | Durham, N.C. | L | 5-12 |
| 2016 | 4/17 | Durham, N.C. | W | 9-0 |
| 2017 | 4/8 | Coral Gables, Fla. | W | 9-7 |
| 2017 | 4/9 | Coral Gables, Fla. | W | 7-0 |
| 2017 | 4/10 | Coral Gables, Fla. | L | 2-5 (10) |
| 2018 | 3/16 | Durham, N.C. | L | 3-4 |
| 2018 | 3/17 | Durham, N.C. | L | 1-4 |
| 2018 | 3/18 | Durham, N.C. | W | 8-2 |
| 2019 | 5/16 | Coral Gables, Fla. | W | 4-3 |
| 2019 | 5/17 | Coral Gables, Fla. | L | 3-12 |
| 2019 | 5/18 | Coral Gables, Fla. | W | 5-1 |
| 2021 | 4/2 | Coral Gables, Fla. | W | 3-1 |
| 2021 | 4/3 | Coral Gables, Fla. | W | 11-5 |
| 2021 | 4/4 | Coral Gables, Fla. | W | 7-1 |
| 2021 | 5/27% | Charlotte, N.C. | L | 2-3 |

Coral Gables: Miami leads, 26-8

Durham: Miami leads, 16-4

Neutral Site: Tied, 1-1

EAST CAROLINA

MIAMI LEADS, 3-2

| YEAR | DATE | SITE | W/L | SCORE |
|------|-------|--------------------|-----|----------|
| 1984 | 5/26+ | Tallahassee, Fla. | W | 6-4 |
| 1999 | 3/6 | Coral Gables, Fla. | L | 5-6 |
| 2001 | 3/16 | Coral Gables, Fla. | W | 14-13 |
| 2001 | 3/17 | Coral Gables, Fla. | L | 2-7 |
| 2001 | 3/18 | Coral Gables, Fla. | W | 8-4 (10) |

Coral Gables: Tied, 2-2

Neutral Site: Miami leads, 1-0

EASTERN ILLINOIS

MIAMI LEADS, 1-0

| YEAR | DATE | SITE | W/L | SCORE |
|------|------|--------------------|-----|-------|
| 1991 | 3/26 | Coral Gables, Fla. | W | 5-1 |

Coral Gables: Miami leads, 1-0

ALL-TIME SERIES RESULTS

EASTERN KENTUCKY

MIAMI LEADS, 2-1

| YEAR | DATE | SITE | W/L | SCORE |
|------|------|--------------------|-----|-------|
| 1991 | 4/19 | Coral Gables, Fla. | W | 6-2 |
| 1991 | 4/20 | Coral Gables, Fla. | W | 4-0 |
| 1991 | 4/21 | Coral Gables, Fla. | L | 2-3 |

Coral Gables: Miami leads, 2-1

EASTERN MICHIGAN

MIAMI LEADS, 2-0

| YEAR | DATE | SITE | W/L | SCORE |
|------|------|-----------------|-----|-------|
| 2000 | 2/26 | Homestead, Fla. | W | 10-1 |
| 2000 | 2/27 | Homestead, Fla. | W | 9-1 |

Neutral Site: Miami leads, 2-0

ECKERD

MIAMI LEADS, 8-4

| YEAR | DATE | SITE | W/L | SCORE |
|------|------|--------------------|-----|-----------|
| 1975 | 4/25 | Coral Gables, Fla. | W | 3-1 |
| 1975 | 4/26 | Coral Gables, Fla. | W | 3-1 |
| 1976 | 4/9 | Coral Gables, Fla. | W | 2-0 |
| 1976 | 4/10 | Coral Gables, Fla. | L | 4-5 |
| 1977 | 4/29 | Coral Gables, Fla. | W | 13-4 |
| 1977 | 4/30 | Coral Gables, Fla. | L | 3-4 |
| 1981 | 4/13 | Coral Gables, Fla. | W | 7-2 |
| 1981 | 4/14 | Coral Gables, Fla. | L | 9-10 |
| 1982 | 4/1 | Coral Gables, Fla. | L | 9-11 (11) |
| 1988 | 2/16 | Coral Gables, Fla. | W | 4-0 |
| 1989 | 5/2 | Coral Gables, Fla. | W | 7-6 |
| 1990 | 2/28 | Coral Gables, Fla. | W | 15-7 |

Coral Gables: Miami leads, 8-4

ELON

MIAMI LEADS, 11-4

| YEAR | DATE | SITE | W/L | SCORE |
|------|------|--------------------|-----|-----------|
| 1999 | 4/30 | Coral Gables, Fla. | L | 6-13 |
| 1999 | 5/1 | Coral Gables, Fla. | W | 11-0 |
| 1999 | 5/2 | Coral Gables, Fla. | W | 24-5 |
| 2001 | 2/16 | Coral Gables, Fla. | W | 4-2 |
| 2001 | 2/18 | Coral Gables, Fla. | W | 7-4 |
| 2001 | 2/16 | Coral Gables, Fla. | W | 10-9 (12) |
| 2002 | 3/29 | Coral Gables, Fla. | L | 2-3 |
| 2002 | 3/30 | Coral Gables, Fla. | L | 8-11 |
| 2002 | 3/31 | Coral Gables, Fla. | W | 5-4 |
| 2004 | 3/5 | Coral Gables, Fla. | W | 6-3 |
| 2004 | 3/6 | Coral Gables, Fla. | W | 24-0 |
| 2004 | 3/7 | Coral Gables, Fla. | W | 6-5 |
| 2007 | 2/23 | Coral Gables, Fla. | L | 7-10 |
| 2007 | 2/24 | Coral Gables, Fla. | W | 17-4 |
| 2007 | 2/25 | Coral Gables, Fla. | W | 6-3 |

Coral Gables: Miami leads, 11-4

FLORIDA

MIAMI LEADS, 132-128-1

| YEAR | DATE | SITE | W/L | SCORE |
|------|------|--------------------|-----|----------|
| 1940 | 4/9 | Gainesville, Fla. | L | 13-18 |
| 1947 | 4/4 | Coral Gables, Fla. | W | 1-0 |
| 1947 | 4/5 | Coral Gables, Fla. | W | 1-0 (10) |
| 1948 | 5/7 | Gainesville, Fla. | L | 8-16 |
| 1948 | 5/8 | Gainesville, Fla. | L | 7-8 |
| 1949 | 4/8 | Coral Gables, Fla. | L | 4-17 |
| 1949 | 4/9 | Coral Gables, Fla. | W | 9-8 |
| 1949 | 5/13 | Gainesville, Fla. | L | 5-9 |
| 1949 | 5/14 | Gainesville, Fla. | W | 7-4 |
| 1950 | 4/7 | Coral Gables, Fla. | L | 2-3 (13) |
| 1950 | 4/8 | Coral Gables, Fla. | W | 5-3 |
| 1950 | 5/1 | Gainesville, Fla. | L | 4-6 |
| 1950 | 5/2 | Gainesville, Fla. | W | 12-9 |
| 1951 | 4/30 | Gainesville, Fla. | W | 4-3 (10) |
| 1951 | 5/1 | Gainesville, Fla. | L | 9-17 |
| 1952 | 4/11 | Coral Gables, Fla. | L | 1-4 |
| 1952 | 4/12 | Coral Gables, Fla. | L | 5-8 |
| 1952 | 5/5 | Gainesville, Fla. | L | 3-10 |
| 1952 | 5/6 | Gainesville, Fla. | T | 13-13 |
| 1954 | 3/12 | Coral Gables, Fla. | L | 7-9 |
| 1954 | 3/13 | Coral Gables, Fla. | L | 8-9 |
| 1955 | 3/28 | Gainesville, Fla. | L | 0-4 |
| 1955 | 3/29 | Gainesville, Fla. | W | 4-3 |
| 1956 | 4/2 | Coral Gables, Fla. | L | 3-6 |
| 1956 | 4/3 | Coral Gables, Fla. | L | 0-4 |
| 1957 | 3/16 | Gainesville, Fla. | L | 1-10 |
| 1957 | 3/16 | Gainesville, Fla. | L | 5-9 |
| 1958 | 3/28 | Coral Gables, Fla. | W | 3-1 |
| 1958 | 3/29 | Coral Gables, Fla. | W | 9-8 (11) |
| 1960 | 4/1 | Coral Gables, Fla. | L | 3-9 |
| 1960 | 4/2 | Coral Gables, Fla. | W | 3-2 |
| 1961 | 4/24 | Gainesville, Fla. | L | 4-10 |
| 1961 | 4/25 | Gainesville, Fla. | W | 19-9 |
| 1962 | 3/9 | Coral Gables, Fla. | W | 14-10 |
| 1962 | 3/10 | Coral Gables, Fla. | L | 7-12 |
| 1963 | 5/13 | Gainesville, Fla. | W | 4-0 |
| 1963 | 5/14 | Gainesville, Fla. | L | 0-11 |
| 1964 | 3/13 | Miami, Fla. | W | 3-1 |
| 1964 | 3/14 | Coral Gables, Fla. | W | 2-1 |
| 1964 | 3/14 | Coral Gables, Fla. | L | 7-13 |
| 1965 | 3/26 | Coral Gables, Fla. | L | 0-2 |
| 1965 | 4/23 | Gainesville, Fla. | W | 2-1 |
| 1965 | 4/24 | Gainesville, Fla. | L | 3-7 |
| 1965 | 4/24 | Gainesville, Fla. | W | 3-0 |
| 1966 | 3/4 | Coral Gables, Fla. | W | 10-5 |
| 1966 | 3/5 | Coral Gables, Fla. | L | 3-4 |
| 1966 | 3/5 | Coral Gables, Fla. | L | 5-6 |
| 1966 | 4/22 | Gainesville, Fla. | W | 7-5 (11) |
| 1966 | 4/23 | Gainesville, Fla. | L | 1-3 |
| 1967 | 4/8 | Gainesville, Fla. | L | 1-8 |
| 1967 | 4/8 | Gainesville, Fla. | W | 5-4 |
| 1967 | 5/12 | Coral Gables, Fla. | W | 8-1 |
| 1967 | 5/13 | Coral Gables, Fla. | L | 10-11 |
| 1968 | 3/1 | Coral Gables, Fla. | W | 2-1 |
| 1968 | 3/2 | Coral Gables, Fla. | W | 1-0 |
| 1968 | 4/12 | Gainesville, Fla. | W | 5-4 |
| 1968 | 4/13 | Gainesville, Fla. | W | 9-5 |
| 1969 | 2/28 | Coral Gables, Fla. | W | 8-7 (12) |
| 1969 | 3/1 | Coral Gables, Fla. | W | 5-3 |
| 1969 | 4/25 | Gainesville, Fla. | W | 4-3 |
| 1969 | 4/26 | Gainesville, Fla. | L | 3-7 |
| 1970 | 3/6 | Coral Gables, Fla. | W | 5-0 |
| 1970 | 3/7 | Coral Gables, Fla. | W | 5-4 |

ALL-TIME SERIES RESULTS

| YEAR | DATE | SITE | W/L | SCORE | YEAR | DATE | SITE | W/L | SCORE |
|------|-------|--------------------|-----|----------|------|-------|--------------------|-----|----------|
| 1970 | 4/27 | Gainesville, Fla. | L | 6-7 (13) | 1988 | 2/21 | Gainesville, Fla. | W | 9-7 |
| 1970 | 4/28 | Gainesville, Fla. | L | 3-9 | 1988 | 4/1 | Coral Gables, Fla. | W | 11-3 |
| 1971 | 3/5 | Coral Gables, Fla. | W | 2-0 | 1988 | 4/2 | Coral Gables, Fla. | W | 5-3 |
| 1971 | 3/6 | Coral Gables, Fla. | W | 7-5 | 1989 | 3/21 | Coral Gables, Fla. | L | 10-13 |
| 1971 | 4/26 | Gainesville, Fla. | W | 13-5 | 1989 | 3/22 | Coral Gables, Fla. | W | 4-0 |
| 1971 | 4/27 | Gainesville, Fla. | W | 1-0 (12) | 1989 | 4/1 | Gainesville, Fla. | L | 1-7 |
| 1972 | 3/3 | Coral Gables, Fla. | W | 18-6 | 1989 | 4/2 | Gainesville, Fla. | L | 2-3 |
| 1972 | 3/4 | Coral Gables, Fla. | L | 3-6 | 1989 | 5/27+ | Gainesville, Fla. | W | 9-1 |
| 1972 | 4/17 | Gainesville, Fla. | W | 10-6 | 1990 | 2/24 | Coral Gables, Fla. | L | 4-5 |
| 1972 | 4/18 | Gainesville, Fla. | L | 3-6 | 1990 | 2/24 | Coral Gables, Fla. | W | 12-10 |
| 1973 | 3/2 | Coral Gables, Fla. | W | 7-0 | 1990 | 3/3 | Gainesville, Fla. | W | 6-3 |
| 1973 | 3/3 | Coral Gables, Fla. | W | 11-1 | 1990 | 3/4 | Gainesville, Fla. | W | 8-2 |
| 1973 | 4/9 | Gainesville, Fla. | L | 6-7 | 1991 | 2/23 | Gainesville, Fla. | W | 5-3 |
| 1973 | 4/10 | Gainesville, Fla. | L | 4-5 | 1991 | 2/24 | Gainesville, Fla. | W | 8-7 |
| 1974 | 3/1 | Coral Gables, Fla. | W | 4-3 (10) | 1991 | 2/26 | Coral Gables, Fla. | W | 4-2 |
| 1974 | 3/2 | Coral Gables, Fla. | L | 6-9 (12) | 1991 | 2/27 | Coral Gables, Fla. | W | 9-7 (10) |
| 1974 | 4/8 | Gainesville, Fla. | W | 4-0 | 1992 | 2/22 | Gainesville, Fla. | L | 3-7 |
| 1974 | 4/9 | Gainesville, Fla. | W | 6-5 | 1992 | 2/23 | Gainesville, Fla. | L | 5-8 |
| 1975 | 3/7 | Gainesville, Fla. | L | 2-8 | 1992 | 3/6 | Coral Gables, Fla. | W | 7-1 |
| 1975 | 3/8 | Gainesville, Fla. | L | 1-2 | 1992 | 3/7 | Coral Gables, Fla. | W | 6-5 |
| 1975 | 5/3 | Coral Gables, Fla. | W | 6-1 | 1993 | 2/27 | Gainesville, Fla. | L | 2-3 |
| 1975 | 5/4 | Coral Gables, Fla. | W | 6-5 | 1993 | 2/28 | Gainesville, Fla. | L | 7-9 |
| 1976 | 3/1 | Gainesville, Fla. | L | 2-12 | 1993 | 3/2 | Coral Gables, Fla. | W | 7-1 |
| 1976 | 3/2 | Gainesville, Fla. | L | 6-9 | 1993 | 3/14 | Coral Gables, Fla. | L | 3-4 (10) |
| 1977 | 2/25 | Coral Gables, Fla. | L | 6-9 | 1994 | 2/19 | Gainesville, Fla. | L | 0-5 |
| 1977 | 2/26 | Coral Gables, Fla. | W | 5-4 | 1994 | 2/20 | Gainesville, Fla. | W | 4-3 (10) |
| 1978 | 2/25 | Gainesville, Fla. | L | 4-5 | 1994 | 3/11 | Coral Gables, Fla. | W | 4-3 |
| 1978 | 2/26 | Gainesville, Fla. | L | 3-4 | 1994 | 3/12 | Coral Gables, Fla. | W | 4-2 |
| 1979 | 3/3 | Coral Gables, Fla. | W | 8-2 | 1994 | 5/30+ | Coral Gables, Fla. | W | 10-6 |
| 1979 | 3/4 | Coral Gables, Fla. | W | 5-2 | 1995 | 2/4 | Gainesville, Fla. | L | 3-5 |
| 1980 | 2/16 | Gainesville, Fla. | W | 7-0 | 1995 | 2/5 | Gainesville, Fla. | W | 10-2 |
| 1980 | 2/17 | Gainesville, Fla. | W | 5-0 | 1995 | 2/17 | Coral Gables, Fla. | W | 5-4 |
| 1981 | 2/20 | Coral Gables, Fla. | W | 8-5 | 1995 | 2/18 | Coral Gables, Fla. | L | 2-4 |
| 1981 | 2/21 | Coral Gables, Fla. | W | 2-0 | 1996 | 2/2 | Coral Gables, Fla. | L | 4-7 |
| 1981 | 5/6 | Gainesville, Fla. | L | 7-8 | 1996 | 2/3 | Coral Gables, Fla. | W | 5-1 |
| 1981 | 5/7 | Gainesville, Fla. | W | 11-4 | 1996 | 2/24 | Gainesville, Fla. | L | 7-8 |
| 1981 | 5/24+ | Coral Gables, Fla. | W | 8-6 | 1996 | 2/25 | Gainesville, Fla. | L | 1-5 |
| 1982 | 2/13 | Coral Gables, Fla. | W | 7-3 | 1997 | 2/15 | Gainesville, Fla. | L | 1-2 |
| 1982 | 2/14 | Coral Gables, Fla. | W | 6-2 | 1997 | 2/16 | Gainesville, Fla. | L | 5-12 |
| 1982 | 4/18 | Gainesville, Fla. | L | 2-6 | 1997 | 2/21 | Coral Gables, Fla. | W | 8-7 |
| 1982 | 4/19 | Gainesville, Fla. | W | 8-7 (11) | 1997 | 2/22 | Coral Gables, Fla. | W | 4-1 |
| 1983 | 3/8 | Gainesville, Fla. | L | 3-5 | 1997 | 5/24+ | Coral Gables, Fla. | W | 6-5 |
| 1983 | 3/9 | Gainesville, Fla. | W | 3-2 | 1998 | 2/7 | Coral Gables, Fla. | W | 11-8 |
| 1983 | 2/20 | Coral Gables, Fla. | W | 5-1 | 1998 | 2/8 | Coral Gables, Fla. | W | 17-11 |
| 1983 | 2/20 | Coral Gables, Fla. | L | 1-4 | 1998 | 2/14 | Gainesville, Fla. | L | 5-19 |
| 1984 | 2/3 | Coral Gables, Fla. | L | 7-9 | 1998 | 2/15 | Gainesville, Fla. | L | 10-14 |
| 1984 | 2/17 | Coral Gables, Fla. | W | 9-1 | 1999 | 2/6 | Gainesville, Fla. | L | 4-7 |
| 1984 | 2/18 | Coral Gables, Fla. | L | 3-10 | 1999 | 2/7 | Gainesville, Fla. | L | 12-14 |
| 1984 | 3/28 | Gainesville, Fla. | L | 6-7 (8) | 1999 | 2/13 | Coral Gables, Fla. | W | 7-4 |
| 1984 | 3/28 | Gainesville, Fla. | W | 8-6 | 1999 | 2/14 | Coral Gables, Fla. | W | 10-3 |
| 1984 | 5/24+ | Tallahassee, Fla. | W | 6-5 | 2000 | 2/4 | Coral Gables, Fla. | W | 16-8 |
| 1985 | 2/15 | Coral Gables, Fla. | W | 5-2 | 2000 | 2/5 | Coral Gables, Fla. | W | 17-1 |
| 1985 | 2/16 | Coral Gables, Fla. | L | 2-4 | 2000 | 2/12 | Gainesville, Fla. | L | 3-4 |
| 1985 | 2/17 | Coral Gables, Fla. | W | 5-2 | 2000 | 2/13 | Gainesville, Fla. | L | 11-20 |
| 1985 | 4/19 | Gainesville, Fla. | W | 11-0 | 2001 | 2/3 | Gainesville, Fla. | W | 14-5 |
| 1985 | 4/20 | Gainesville, Fla. | W | 6-4 | 2001 | 2/9 | Coral Gables, Fla. | W | 10-4 |
| 1985 | 5/27+ | Coral Gables, Fla. | L | 1-8 | 2001 | 2/10 | Coral Gables, Fla. | W | 8-7 |
| 1985 | 5/28+ | Coral Gables, Fla. | W | 12-9 | 2001 | 5/26+ | Coral Gables, Fla. | W | 6-2 |
| 1986 | 2/14 | Coral Gables, Fla. | W | 7-6 | 2002 | 2/8 | Coral Gables, Fla. | L | 9-12 |
| 1986 | 2/15 | Coral Gables, Fla. | W | 7-6 (10) | 2002 | 2/10 | Coral Gables, Fla. | L | 2-6 |
| 1986 | 3/11 | Gainesville, Fla. | W | 6-5 | 2002 | 6/1+ | Gainesville, Fla. | W | 7-2 |
| 1986 | 3/12 | Gainesville, Fla. | W | 9-7 | 2002 | 6/2+ | Gainesville, Fla. | L | 10-11 |
| 1987 | 2/27 | Coral Gables, Fla. | W | 4-2 | 2002 | 6/2+ | Gainesville, Fla. | W | 8-7 |
| 1987 | 2/28 | Coral Gables, Fla. | W | 12-4 | 2003 | 2/14 | Gainesville, Fla. | W | 9-2 |
| 1987 | 4/21 | Gainesville, Fla. | L | 2-3 | 2003 | 2/15 | Gainesville, Fla. | L | 3-5 |
| 1987 | 4/22 | Gainesville, Fla. | L | 5-6 | 2003 | 6/1+ | Coral Gables, Fla. | L | 5-15 |
| 1988 | 2/21 | Gainesville, Fla. | L | 2-3 (7) | 2003 | 6/1+ | Coral Gables, Fla. | W | 13-10 |

ALL-TIME SERIES RESULTS

| YEAR | DATE | SITE | W/L | SCORE |
|------|--------|--------------------|-----|-----------|
| 2004 | 2/13 | Coral Gables, Fla. | L | 0-3 |
| 2004 | 2/14 | Coral Gables, Fla. | W | 4-1 |
| 2004 | 2/15 | Coral Gables, Fla. | W | 19-5 |
| 2004 | 6/12\$ | Coral Gables, Fla. | W | 8-7 |
| 2004 | 6/13\$ | Coral Gables, Fla. | W | 3-1 |
| 2005 | 2/18 | Gainesville, Fla. | W | 9-7 |
| 2005 | 2/19 | Gainesville, Fla. | L | 1-2 |
| 2005 | 2/20 | Gainesville, Fla. | L | 11-14 |
| 2006 | 2/17 | Coral Gables, Fla. | L | 1-2 |
| 2006 | 2/18 | Coral Gables, Fla. | L | 1-4 |
| 2006 | 2/19 | Coral Gables, Fla. | L | 10-11 |
| 2007 | 2/16 | Gainesville, Fla. | L | 2-7 |
| 2007 | 2/17 | Gainesville, Fla. | L | 5-7 |
| 2007 | 2/18 | Gainesville, Fla. | W | 10-7 |
| 2008 | 2/29 | Coral Gables, Fla. | W | 8-4 |
| 2008 | 3/1 | Coral Gables, Fla. | W | 8-5 |
| 2008 | 3/2 | Coral Gables, Fla. | L | 2-6 |
| 2009 | 2/27 | Gainesville, Fla. | W | 8-5 |
| 2009 | 2/28 | Gainesville, Fla. | W | 2-1 |
| 2009 | 3/1 | Gainesville, Fla. | W | 16-2 |
| 2009 | 5/30+ | Gainesville, Fla. | L | 2-8 |
| 2009 | 5/31+ | Gainesville, Fla. | L | 5-16 |
| 2010 | 3/5 | Coral Gables, Fla. | L | 1-7 |
| 2010 | 3/6 | Coral Gables, Fla. | W | 9-6 |
| 2010 | 3/7 | Coral Gables, Fla. | L | 2-4 |
| 2010 | 6/11\$ | Gainesville, Fla. | L | 2-7 |
| 2010 | 6/12\$ | Gainesville, Fla. | L | 3-4 (10) |
| 2011 | 3/4 | Gainesville, Fla. | L | 3-8 |
| 2011 | 3/5 | Gainesville, Fla. | L | 0-1 |
| 2011 | 3/6 | Gainesville, Fla. | L | 3-5 |
| 2011 | 6/4+ | Gainesville, Fla. | L | 4-5 |
| 2011 | 6/5+ | Gainesville, Fla. | L | 4-11 |
| 2012 | 3/2 | Coral Gables, Fla. | L | 5-7 |
| 2012 | 3/3 | Coral Gables, Fla. | L | 5-13 |
| 2012 | 3/4 | Coral Gables, Fla. | L | 5-8 |
| 2013 | 3/1 | Gainesville, Fla. | W | 3-2 |
| 2013 | 3/2 | Gainesville, Fla. | L | 4-6 |
| 2013 | 3/3 | Gainesville, Fla. | L | 3-6 |
| 2014 | 2/21 | Coral Gables, Fla. | W | 6-4 |
| 2014 | 2/22 | Coral Gables, Fla. | W | 5-2 |
| 2014 | 2/23 | Coral Gables, Fla. | L | 4-6 |
| 2015 | 2/20 | Gainesville, Fla. | L | 3-4 |
| 2015 | 2/21 | Gainesville, Fla. | W | 7-2 |
| 2015 | 2/22 | Gainesville, Fla. | L | 1-2 |
| 2015 | 6/13# | Omaha, Neb. | L | 3-15 |
| 2015 | 6/17# | Omaha, Neb. | L | 2-10 |
| 2016 | 2/26 | Coral Gables, Fla. | L | 0-5 |
| 2016 | 2/27 | Coral Gables, Fla. | W | 5-3 |
| 2016 | 2/28 | Coral Gables, Fla. | L | 3-7 |
| 2017 | 2/24 | Gainesville, Fla. | L | 0-1 |
| 2017 | 2/25 | Gainesville, Fla. | L | 0-2 |
| 2017 | 2/26 | Gainesville, Fla. | L | 2-6 |
| 2018 | 2/23 | Coral Gables, Fla. | L | 3-7 |
| 2018 | 2/24 | Coral Gables, Fla. | L | 2-8 |
| 2018 | 2/25 | Coral Gables, Fla. | W | 2-0 |
| 2019 | 2/22 | Gainesville, Fla. | W | 5-2 |
| 2019 | 2/23 | Gainesville, Fla. | L | 3-9 |
| 2019 | 2/24 | Gainesville, Fla. | L | 1-4 |
| 2020 | 2/21 | Coral Gables, Fla. | L | 1-2 (11) |
| 2020 | 2/22 | Coral Gables, Fla. | L | 4-7 (10) |
| 2020 | 2/23 | Coral Gables, Fla. | L | 3-5 |
| 2021 | 2/19 | Gainesville, Fla. | L | 5-7 |
| 2021 | 2/20 | Gainesville, Fla. | W | 10-9 (13) |
| 2021 | 2/21 | Gainesville, Fla. | W | 8-6 |

Coral Gables: Miami leads, 81-48
Gainesville: Florida leads, 78-50-1
Neutral Site: Florida leads, 2-1

FLORIDA A&M

MIAMI LEADS, 19-7

| YEAR | DATE | SITE | W/L | SCORE |
|------|------|--------------------|-----|----------|
| 1968 | 3/9 | Coral Gables, Fla. | W | 6-5 |
| 1968 | 3/9 | Coral Gables, Fla. | W | 7-2 |
| 1968 | 4/17 | Tallahassee, Fla. | W | 3-0 |
| 1969 | 3/29 | Coral Gables, Fla. | W | 7-1 |
| 1970 | 5/11 | Tallahassee, Fla. | W | 8-7 |
| 1970 | 5/11 | Tallahassee, Fla. | L | 2-3 |
| 1971 | 4/8 | Tallahassee, Fla. | W | 1-0 |
| 1972 | 5/12 | Tallahassee, Fla. | W | 15-0 |
| 1972 | 5/13 | Tallahassee, Fla. | W | 7-1 |
| 1973 | 4/21 | Tallahassee, Fla. | L | 0-4 |
| 1973 | 4/21 | Tallahassee, Fla. | L | 2-3 |
| 1974 | 4/21 | Tallahassee, Fla. | W | 4-2 |
| 1974 | 4/21 | Tallahassee, Fla. | L | 5-8 |
| 1978 | 2/27 | Coral Gables, Fla. | W | 5-2 |
| 1978 | 2/28 | Coral Gables, Fla. | W | 13-2 |
| 1979 | 3/1 | Coral Gables, Fla. | W | 17-0 |
| 1979 | 3/2 | Coral Gables, Fla. | W | 14-0 |
| 1979 | 4/13 | Tallahassee, Fla. | L | 0-5 |
| 1979 | 4/13 | Tallahassee, Fla. | W | 1-0 (11) |
| 1980 | 3/26 | Coral Gables, Fla. | W | 11-4 |
| 1980 | 3/27 | Coral Gables, Fla. | W | 20-1 (7) |
| 1980 | 5/6 | Tallahassee, Fla. | L | 3-4 (10) |
| 1980 | 5/7 | Tallahassee, Fla. | W | 13-6 |
| 1981 | 4/5 | Coral Gables, Fla. | W | 21-3 |
| 1981 | 5/5 | Tallahassee, Fla. | L | 1-2 |
| 1981 | 5/5 | Tallahassee, Fla. | W | 3-2 (11) |
| 2016 | 4/29 | Coral Gables, Fla. | W | 13-3 |
| 2016 | 4/30 | Coral Gables, Fla. | W | 11-2 |
| 2016 | 5/1 | Coral Gables, Fla. | W | 12-7 |

Coral Gables: Miami leads, 10-0

Tallahassee: Miami leads, 9-7

FLORIDA ATLANTIC

MIAMI LEADS, 65-20

| YEAR | DATE | SITE | W/L | SCORE |
|------|------|---------------------|-----|----------|
| 1982 | 3/5 | Coral Gables, Fla. | W | 18-4 |
| 1982 | 5/6 | Coral Gables, Fla. | W | 4-3 |
| 1983 | 2/9 | Coral Gables, Fla. | L | 8-9 |
| 1983 | 4/13 | Coral Gables, Fla. | W | 13-5 |
| 1983 | 4/21 | Pompano Beach, Fla. | W | 4-2 |
| 1983 | 4/27 | Coral Gables, Fla. | W | 6-2 |
| 1984 | 2/7 | Coral Gables, Fla. | L | 10-11 |
| 1984 | 4/17 | Coral Gables, Fla. | L | 7-8 |
| 1984 | 4/24 | Coral Gables, Fla. | W | 6-5 |
| 1985 | 4/3 | Coral Gables, Fla. | W | 6-2 |
| 1985 | 4/24 | Coral Gables, Fla. | W | 11-3 |
| 1986 | 4/29 | Coral Gables, Fla. | W | 6-3 |
| 1987 | 4/17 | Coral Gables, Fla. | W | 19-9 |
| 1988 | 4/13 | Coral Gables, Fla. | W | 12-3 |
| 1989 | 4/14 | Coral Gables, Fla. | W | 14-0 |
| 1989 | 4/15 | Coral Gables, Fla. | W | 14-0 |
| 1990 | 4/28 | Coral Gables, Fla. | W | 11-3 |
| 1991 | 4/5 | Coral Gables, Fla. | W | 8-7 |
| 1992 | 4/21 | Coral Gables, Fla. | W | 14-2 |
| 1993 | 4/2 | Coral Gables, Fla. | L | 0-2 |
| 1993 | 4/3 | Coral Gables, Fla. | W | 3-0 |
| 1993 | 5/4 | Coral Gables, Fla. | W | 3-2 (10) |
| 1994 | 3/13 | Boca Raton, Fla. | W | 7-4 |
| 1994 | 4/12 | Coral Gables, Fla. | W | 7-3 |
| 1995 | 2/1 | Coral Gables, Fla. | W | 5-2 |
| 1995 | 2/15 | Coral Gables, Fla. | W | 10-1 |
| 1995 | 3/1 | Coral Gables, Fla. | W | 16-6 |

ALL-TIME SERIES RESULTS

| YEAR | DATE | SITE | W/L | SCORE | YEAR | DATE | SITE | W/L | SCORE |
|------|-------|--------------------|-----|----------|------|------|--------------------|-----|----------|
| 1995 | 3/22 | Boca Raton, Fla. | W | 5-3 | 2010 | 5/18 | Coral Gables, Fla. | W | 5-4 |
| 1996 | 2/21 | Coral Gables, Fla. | W | 12-3 | 2011 | 3/23 | Coral Gables, Fla. | W | 5-2 |
| 1996 | 5/8 | Coral Gables, Fla. | W | 10-2 | 2011 | 3/29 | Coral Gables, Fla. | W | 13-2 |
| 1997 | 4/23 | Coral Gables, Fla. | W | 12-6 | 2011 | 4/6 | Fort Myers, Fla. | W | 8-1 |
| 1997 | 4/30 | Coral Gables, Fla. | W | 13-8 | 2012 | 2/22 | Fort Myers, Fla. | W | 3-0 |
| 1998 | 4/15 | Coral Gables, Fla. | W | 4-2 | 2012 | 4/11 | Coral Gables, Fla. | L | 2-4 |
| 1998 | 4/22 | Coral Gables, Fla. | W | 23-3 | 2014 | 3/19 | Fort Myers, Fla. | W | 5-2 (10) |
| 1999 | 2/17 | Coral Gables, Fla. | W | 3-1 | 2014 | 3/26 | Coral Gables, Fla. | W | 4-0 |
| 1999 | 5/30+ | Coral Gables, Fla. | W | 3-2 | 2014 | 5/7 | Coral Gables, Fla. | W | 7-3 |
| 2000 | 2/9 | Coral Gables, Fla. | L | 2-7 | 2015 | 3/4 | Coral Gables, Fla. | W | 7-3 |
| 2000 | 5/27+ | Coral Gables, Fla. | W | 11-5 | 2015 | 3/10 | Fort Myers, Fla. | W | 15-4 |
| 2001 | 1/25 | Coral Gables, Fla. | W | 9-3 | 2015 | 3/25 | Coral Gables, Fla. | L | 1-8 |
| 2001 | 1/26 | Boca Raton, Fla. | L | 10-11 | 2016 | 3/2 | Coral Gables, Fla. | W | 6-2 |
| 2001 | 1/27 | Coral Gables, Fla. | W | 4-2 | 2016 | 4/5 | Fort Myers, Fla. | W | 4-0 |
| 2002 | 4/24 | Coral Gables, Fla. | W | 6-5 | 2016 | 5/17 | Coral Gables, Fla. | W | 8-3 |
| 2003 | 4/2 | Coral Gables, Fla. | L | 3-5 | 2017 | 3/29 | Fort Myers, Fla. | L | 0-3 |
| 2003 | 5/31+ | Coral Gables, Fla. | W | 1-0 | 2017 | 4/12 | Coral Gables, Fla. | L | 4-5 |
| 2004 | 5/19 | Coral Gables, Fla. | W | 13-3 | 2017 | 5/16 | Coral Gables, Fla. | W | 5-1 |
| 2004 | 6/6+ | Coral Gables, Fla. | W | 19-6 | 2018 | 3/28 | Fort Myers, Fla. | L | 0-1 |
| 2008 | 4/1 | Coral Gables, Fla. | W | 16-7 | 2018 | 4/18 | Coral Gables, Fla. | W | 8-1 |
| 2008 | 4/9 | Coral Gables, Fla. | L | 3-6 | 2018 | 5/9 | Coral Gables, Fla. | W | 7-1 |
| 2008 | 4/16 | Boca Raton, Fla. | W | 12-10 | 2019 | 4/9 | Coral Gables, Fla. | W | 13-9 |
| 2009 | 3/25 | Boca Raton, Fla. | W | 13-6 | 2019 | 4/10 | Fort Myers, Fla. | W | 10-1 |
| 2009 | 4/7 | Coral Gables, Fla. | W | 12-8 | 2019 | 4/16 | Coral Gables, Fla. | W | 13-4 |
| 2009 | 4/14 | Coral Gables, Fla. | W | 3-1 | 2019 | 4/16 | Coral Gables, Fla. | W | 13-4 |
| 2010 | 3/31 | Coral Gables, Fla. | W | 12-5 | 2021 | 3/17 | Fort Myers, Fla. | W | 15-2 |
| 2010 | 4/6 | Coral Gables, Fla. | W | 8-5 | 2021 | 4/14 | Coral Gables, Fla. | W | 3-2 |
| 2010 | 4/7 | Boca Raton, Fla. | W | 11-0 | 2021 | 4/27 | Coral Gables, Fla. | W | 6-0 |
| 2011 | 2/23 | Boca Raton, Fla. | L | 4-7 | | | | | |
| 2011 | 3/15 | Coral Gables, Fla. | W | 7-3 | | | | | |
| 2011 | 5/17 | Coral Gables, Fla. | L | 4-7 | | | | | |
| 2012 | 2/29 | Coral Gables, Fla. | W | 10-5 | | | | | |
| 2012 | 3/21 | Boca Raton, Fla. | W | 8-5 | | | | | |
| 2012 | 2/24 | Coral Gables, Fla. | W | 3-1 | | | | | |
| 2013 | 2/20 | Boca Raton, Fla. | W | 5-4 (11) | | | | | |
| 2013 | 3/27 | Coral Gables, Fla. | L | 1-6 | | | | | |
| 2013 | 4/24 | Coral Gables, Fla. | W | 6-4 | | | | | |
| 2014 | 2/19 | Coral Gables, Fla. | L | 2-5 | | | | | |
| 2014 | 4/16 | Coral Gables, Fla. | W | 2-1 | | | | | |
| 2014 | 4/23 | Boca Raton, Fla. | W | 10-9 | | | | | |
| 2015 | 2/18 | Boca Raton, Fla. | L | 3-5 | | | | | |
| 2015 | 4/8 | Coral Gables, Fla. | W | 4-3 (10) | | | | | |
| 2015 | 5/12 | Coral Gables, Fla. | W | 14-6 | | | | | |
| 2016 | 4/20 | Coral Gables, Fla. | L | 3-4 | | | | | |
| 2016 | 5/5 | Coral Gables, Fla. | W | 5-2 | | | | | |
| 2017 | 3/1 | Boca Raton, Fla. | W | 5-2 | | | | | |
| 2017 | 3/22 | Coral Gables, Fla. | W | 7-5 | | | | | |
| 2017 | 4/19 | Coral Gables, Fla. | W | 8-2 | | | | | |
| 2018 | 2/28 | Boca Raton, Fla. | L | 4-5 | | | | | |
| 2018 | 3/21 | Coral Gables, Fla. | L | 9-11 | | | | | |
| 2018 | 4/4 | Coral Gables, Fla. | L | 4-7 | | | | | |
| 2019 | 2/20 | Coral Gables, Fla. | W | 11-4 | | | | | |
| 2019 | 3/27 | Boca Raton, Fla. | W | 16-6 | | | | | |
| 2019 | 4/3 | Coral Gables, Fla. | L | 4-6 | | | | | |
| 2020 | 3/4 | Boca Raton, Fla. | L | 2-11 | | | | | |
| 2021 | 3/9 | Coral Gables, Fla. | W | 11-2 | | | | | |
| 2021 | 3/23 | Boca Raton, Fla. | W | 14-9 | | | | | |
| 2021 | 5/18 | Coral Gables, Fla. | L | 0-3 | | | | | |

Coral Gables: Miami leads, 18-3

Fort Myers: Miami leads, 7-2

FIU

MIAMI LEADS, 97-29

| YEAR | DATE | SITE | W/L | SCORE |
|------|------|--------------------|-----|----------|
| 1973 | 3/14 | Coral Gables, Fla. | L | 1-3 |
| 1973 | 4/4 | Coral Gables, Fla. | W | 14-2 |
| 1973 | 4/11 | Coral Gables, Fla. | W | 10-1 |
| 1973 | 4/23 | Coral Gables, Fla. | W | 5-3 |
| 1974 | 4/3 | Coral Gables, Fla. | W | 9-4 |
| 1974 | 4/4 | Coral Gables, Fla. | W | 5-1 |
| 1974 | 4/23 | Miami, Fla. | W | 6-2 |
| 1975 | 3/11 | Miami, Fla. | W | 16-3 |
| 1975 | 4/1 | Coral Gables, Fla. | W | 8-6 |
| 1975 | 4/8 | Coral Gables, Fla. | W | 3-2 |
| 1975 | 4/22 | Miami, Fla. | W | 9-3 |
| 1976 | 4/14 | Miami, Fla. | W | 11-1 |
| 1976 | 4/20 | Miami, Fla. | L | 11-12 |
| 1976 | 4/27 | Coral Gables, Fla. | W | 15-5 |
| 1976 | 4/29 | Coral Gables, Fla. | L | 6-7 |
| 1977 | 3/1 | Coral Gables, Fla. | W | 3-2 |
| 1977 | 3/29 | Miami, Fla. | W | 12-5 |
| 1977 | 5/4 | Miami, Fla. | W | 7-6 |
| 1978 | 5/3 | Coral Gables, Fla. | W | 3-2 (13) |
| 1978 | 4/18 | Miami, Fla. | W | 10-6 |
| 1979 | 2/23 | Coral Gables, Fla. | W | 11-3 |
| 1979 | 2/24 | Coral Gables, Fla. | W | 12-4 |
| 1980 | 4/8 | Miami, Fla. | W | 10-2 |
| 1980 | 4/22 | Coral Gables, Fla. | L | 4-6 |
| 1980 | 4/29 | Coral Gables, Fla. | W | 13-6 |
| 1981 | 4/17 | Coral Gables, Fla. | W | 4-2 |
| 1981 | 4/24 | Coral Gables, Fla. | W | 8-7 |
| 1981 | 5/8 | Coral Gables, Fla. | W | 4-0 |
| 1981 | 5/11 | Miami, Fla. | W | 8-5 |
| 1982 | 3/3 | Coral Gables, Fla. | L | 6-10 |
| 1982 | 3/31 | Coral Gables, Fla. | L | 1-2 |

Coral Gables: Miami leads, 53-15

Boca Raton: Miami leads, 11-5

Neutral Site: Miami leads, 1-0

FGCU

MIAMI LEADS, 25-5

| YEAR | DATE | SITE | W/L | SCORE |
|------|------|--------------------|-----|----------|
| 2008 | 4/8 | Coral Gables, Fla. | W | 4-2 (11) |
| 2009 | 4/22 | Coral Gables, Fla. | W | 13-7 |
| 2010 | 4/14 | Fort Myers, Fla. | W | 9-0 |

ALL-TIME SERIES RESULTS

| YEAR | DATE | SITE | W/L | SCORE | YEAR | DATE | SITE | W/L | SCORE |
|------|-------|--------------------|-----|------------|------|-------|--------------------|-----|-------|
| 1982 | 4/4 | Miami, Fla. | W | 13-12 (13) | 2002 | 2/6 | Miami, Fla. | L | 2-6 |
| 1982 | 4/11 | Miami, Fla. | L | 0-5 | 2002 | 2/22 | Homestead, Fla. | W | 6-2 |
| 1982 | 4/30 | Coral Gables, Fla. | W | 6-2 | 2002 | 5/2 | Coral Gables, Fla. | L | 7-9 |
| 1983 | 3/3 | Miami, Fla. | W | 8-4 | 2002 | 5/31+ | Gainesville, Fla. | W | 9-1 |
| 1983 | 4/12 | Coral Gables, Fla. | W | 8-6 | 2003 | 2/5 | Coral Gables, Fla. | W | 12-7 |
| 1983 | 4/19 | Coral Gables, Fla. | W | 7-2 | 2003 | 4/16 | Miami, Fla. | W | 6-4 |
| 1983 | 4/26 | Miami, Fla. | W | 8-4 | 2004 | 2/26 | Miami, Fla. | L | 7-11 |
| 1983 | 5/4 | Coral Gables, Fla. | W | 16-5 | 2004 | 2/27 | Homestead, Fla. | W | 9-7 |
| 1984 | 4/10 | Coral Gables, Fla. | W | 6-2 | 2004 | 3/24 | Coral Gables, Fla. | L | 4-5 |
| 1984 | 4/11 | Miami, Fla. | W | 8-5 | 2005 | 2/1 | Coral Gables, Fla. | W | 7-0 |
| 1984 | 5/9 | Miami, Fla. | W | 5-0 | 2005 | 3/23 | Miami, Fla. | W | 11-3 |
| 1984 | 5/11 | Coral Gables, Fla. | W | 5-2 | 2006 | 1/28 | Coral Gables, Fla. | W | 17-3 |
| 1984 | 5/12 | Coral Gables, Fla. | W | 8-3 | 2006 | 1/29 | Miami, Fla. | W | 5-0 |
| 1985 | 4/10 | Coral Gables, Fla. | W | 6-3 | 2007 | 4/4 | Coral Gables, Fla. | W | 10-9 |
| 1985 | 4/17 | Miami, Fla. | W | 4-3 | 2007 | 4/11 | Miami, Fla. | W | 11-7 |
| 1986 | 2/25 | Coral Gables, Fla. | W | 6-0 | 2008 | 4/2 | Miami, Fla. | W | 13-2 |
| 1986 | 2/27 | Miami, Fla. | W | 5-3 (11) | 2008 | 4/23 | Coral Gables, Fla. | L | 3-6 |
| 1986 | 4/16 | Miami, Fla. | L | 8-9 (13) | 2015 | 5/29+ | Coral Gables, Fla. | W | 6-2 |
| 1987 | 4/3 | Coral Gables, Fla. | W | 7-4 | 2017 | 3/7 | Coral Gables, Fla. | L | 1-12 |
| 1987 | 4/4 | Coral Gables, Fla. | W | 12-1 | 2017 | 3/8 | Miami, Fla. | L | 2-3 |
| 1987 | 4/5 | Miami, Fla. | L | 6-7 (12) | 2017 | 4/25 | Miami, Fla. | W | 8-7 |
| 1987 | 4/28 | Coral Gables, Fla. | W | 12-3 | 2017 | 4/26 | Coral Gables, Fla. | L | 4-5 |
| 1988 | 4/6 | Miami, Fla. | W | 4-2 | 2018 | 3/7 | Miami, Fla. | L | 3-5 |
| 1988 | 4/22 | Coral Gables, Fla. | W | 8-3 | 2018 | 4/25 | Coral Gables, Fla. | L | 6-14 |
| 1988 | 4/23 | Coral Gables, Fla. | L | 1-2 | 2019 | 2/27 | Miami, Fla. | W | 10-8 |
| 1989 | 4/21 | Coral Gables, Fla. | W | 5-2 | 2019 | 4/24 | Coral Gables, Fla. | W | 18-10 |
| 1989 | 4/22 | Coral Gables, Fla. | W | 7-2 | 2021 | 3/31 | Miami, Fla. | W | 21-1 |
| 1989 | 4/23 | Miami, Fla. | W | 9-6 | 2021 | 4/7 | Coral Gables, Fla. | W | 8-3 |
| 1990 | 4/20 | Coral Gables, Fla. | W | 16-6 | | | | | |
| 1990 | 4/21 | Coral Gables, Fla. | W | 6-5 | | | | | |
| 1990 | 4/22 | Miami, Fla. | W | 7-1 | | | | | |
| 1991 | 4/26 | Coral Gables, Fla. | L | 2-5 | | | | | |
| 1991 | 4/27 | Coral Gables, Fla. | W | 12-1 | | | | | |
| 1991 | 4/28 | Miami, Fla. | W | 8-0 | | | | | |
| 1992 | 2/13 | Coral Gables, Fla. | W | 6-1 | | | | | |
| 1992 | 2/14 | Coral Gables, Fla. | W | 22-1 | | | | | |
| 1992 | 2/16 | Coral Gables, Fla. | W | 7-1 | | | | | |
| 1993 | 2/17 | Coral Gables, Fla. | W | 4-3 | | | | | |
| 1993 | 4/6 | Coral Gables, Fla. | W | 7-3 | | | | | |
| 1993 | 4/13 | Coral Gables, Fla. | W | 9-2 | | | | | |
| 1994 | 2/8 | Coral Gables, Fla. | W | 11-4 | | | | | |
| 1994 | 2/15 | Coral Gables, Fla. | W | 4-0 | | | | | |
| 1994 | 3/3 | Coral Gables, Fla. | W | 3-0 | | | | | |
| 1994 | 5/10 | Coral Gables, Fla. | L | 5-6 | | | | | |
| 1995 | 2/21 | Coral Gables, Fla. | W | 7-4 | | | | | |
| 1995 | 4/4 | Homestead, Fla. | L | 2-4 | | | | | |
| 1996 | 3/21 | Coral Gables, Fla. | W | 13-6 | | | | | |
| 1996 | 3/22 | Coral Gables, Fla. | W | 5-3 | | | | | |
| 1996 | 3/23 | Coral Gables, Fla. | W | 5-4 | | | | | |
| 1996 | 3/24 | Coral Gables, Fla. | L | 5-6 | | | | | |
| 1997 | 3/6 | Coral Gables, Fla. | W | 5-0 | | | | | |
| 1997 | 3/7 | Coral Gables, Fla. | W | 3-4 | | | | | |
| 1997 | 3/8 | Coral Gables, Fla. | L | 10-3 | | | | | |
| 1997 | 3/9 | Coral Gables, Fla. | W | 9-0 | | | | | |
| 1997 | 5/23+ | Coral Gables, Fla. | W | 5-2 | | | | | |
| 1998 | 2/11 | Coral Gables, Fla. | W | 2-1 | | | | | |
| 1998 | 3/7 | Coral Gables, Fla. | W | 12-0 | | | | | |
| 1999 | 2/10 | Miami, Fla. | L | 3-4 | | | | | |
| 1999 | 5/4 | Coral Gables, Fla. | L | 7-12 | | | | | |
| 1999 | 5/29+ | Coral Gables, Fla. | W | 6-4 | | | | | |
| 2000 | 3/1 | Coral Gables, Fla. | L | 6-7 | | | | | |
| 2000 | 3/28 | Homestead, Fla. | W | 5-2 | | | | | |
| 2000 | 5/28+ | Coral Gables, Fla. | W | 14-4 | | | | | |
| 2001 | 2/7 | Miami, Fla. | W | 4-3 | | | | | |
| 2001 | 2/21 | Coral Gables, Fla. | L | 10-17 | | | | | |
| 2001 | 2/23 | Homestead, Fla. | W | 10-2 | | | | | |
| 2001 | 2/24 | Homestead, Fla. | W | 2-0 | | | | | |

Coral Gables: Miami leads, 62-19

Miami: Miami leads, 29-9

Neutral Site: Miami leads, 6-1

FLORIDA SOUTHERN

MIAMI LEADS, 58-24

| YEAR | DATE | SITE | W/L | SCORE |
|------|------|--------------------|-----|----------|
| 1947 | 4/9 | Lakeland, Fla. | W | 5-3 |
| 1947 | 4/10 | Lakeland, Fla. | W | 4-1 |
| 1947 | 5/10 | Coral Gables, Fla. | W | 4-1 |
| 1947 | 5/10 | Coral Gables, Fla. | W | 3-0 |
| 1948 | 4/23 | Lakeland, Fla. | W | 6-5 (10) |
| 1948 | 4/24 | Lakeland, Fla. | L | 4-8 |
| 1948 | 5/14 | Coral Gables, Fla. | W | 3-1 |
| 1948 | 5/15 | Coral Gables, Fla. | L | 2-4 |
| 1949 | 4/1 | Coral Gables, Fla. | W | 12-2 |
| 1949 | 4/2 | Coral Gables, Fla. | W | 11-8 |
| 1949 | 4/11 | Lakeland, Fla. | L | 2-8 |
| 1949 | 4/12 | Lakeland, Fla. | W | 2-0 |
| 1950 | 4/21 | Coral Gables, Fla. | W | 7-2 |
| 1950 | 4/22 | Coral Gables, Fla. | W | 12-2 |
| 1950 | 5/9 | Lakeland, Fla. | L | 3-4 (13) |
| 1951 | 5/14 | Coral Gables, Fla. | W | 7-1 |
| 1951 | 5/15 | Coral Gables, Fla. | W | 5-0 |
| 1954 | 4/1 | Coral Gables, Fla. | W | 8-6 |
| 1954 | 4/2 | Coral Gables, Fla. | W | 11-2 |
| 1955 | 4/18 | Lakeland, Fla. | W | 3-1 |
| 1955 | 4/19 | Lakeland, Fla. | W | 6-0 |
| 1955 | 4/29 | Coral Gables, Fla. | W | 5-4 |
| 1955 | 4/30 | Coral Gables, Fla. | W | 9-2 |
| 1956 | 4/6 | Coral Gables, Fla. | W | 4-2 |
| 1956 | 4/7 | Coral Gables, Fla. | W | 12-5 |
| 1956 | 4/23 | Lakeland, Fla. | W | 4-2 |
| 1956 | 4/24 | Lakeland, Fla. | W | 7-1 |
| 1957 | 4/5 | Coral Gables, Fla. | W | 10-7 |
| 1957 | 4/6 | Coral Gables, Fla. | W | 8-2 |
| 1957 | 4/19 | Lakeland, Fla. | W | 11-1 |

ALL-TIME SERIES RESULTS

| YEAR | DATE | SITE | W/L | SCORE |
|------|------|--------------------|-----|----------|
| 1957 | 4/20 | Lakeland, Fla. | L | 2-6 |
| 1958 | 3/14 | Lakeland, Fla. | L | 4-5 (10) |
| 1958 | 3/15 | Lakeland, Fla. | L | 3-7 |
| 1958 | 4/5 | Coral Gables, Fla. | W | 7-2 |
| 1958 | 4/5 | Coral Gables, Fla. | W | 4-3 |
| 1959 | 4/22 | Lakeland, Fla. | W | 6-5 |
| 1959 | 5/1 | Coral Gables, Fla. | W | 4-2 |
| 1959 | 5/2 | Coral Gables, Fla. | W | 2-0 (10) |
| 1960 | 4/9 | Lakeland, Fla. | W | 12-1 |
| 1960 | 4/30 | Coral Gables, Fla. | W | 21-0 |
| 1961 | 4/11 | Lakeland, Fla. | L | 3-5 |
| 1961 | 4/22 | Coral Gables, Fla. | W | 7-2 |
| 1962 | 4/6 | Lakeland, Fla. | L | 4-9 |
| 1963 | 4/12 | Coral Gables, Fla. | W | 9-0 |
| 1963 | 4/13 | Coral Gables, Fla. | L | 6-8 |
| 1963 | 4/13 | Coral Gables, Fla. | W | 3-1 |
| 1964 | 4/17 | Lakeland, Fla. | W | 2-1 |
| 1964 | 4/18 | Lakeland, Fla. | L | 0-3 |
| 1964 | 4/18 | Lakeland, Fla. | W | 4-1 |
| 1965 | 4/30 | Coral Gables, Fla. | L | 2-3 |
| 1965 | 5/1 | Coral Gables, Fla. | L | 0-5 |
| 1965 | 5/1 | Coral Gables, Fla. | W | 9-1 |
| 1966 | 3/14 | Lakeland, Fla. | W | 10-4 |
| 1966 | 3/14 | Lakeland, Fla. | L | 0-2 |
| 1967 | 3/11 | Coral Gables, Fla. | W | 6-3 |
| 1967 | 3/11 | Coral Gables, Fla. | L | 7-13 |
| 1968 | 3/16 | Lakeland, Fla. | L | 2-6 |
| 1968 | 3/16 | Lakeland, Fla. | L | 2-3 |
| 1969 | 3/10 | Coral Gables, Fla. | L | 2-5 |
| 1969 | 3/11 | Coral Gables, Fla. | W | 15-5 |
| 1970 | 4/10 | Lakeland, Fla. | W | 8-7 (10) |
| 1970 | 4/11 | Lakeland, Fla. | L | 2-3 |
| 1971 | 3/15 | Coral Gables, Fla. | W | 5-1 |
| 1971 | 3/16 | Coral Gables, Fla. | L | 5-8 |
| 1972 | 4/28 | Lakeland, Fla. | L | 0-1 |
| 1972 | 4/29 | Lakeland, Fla. | L | 4-5 |
| 1973 | 4/13 | Coral Gables, Fla. | W | 4-2 |
| 1973 | 4/14 | Coral Gables, Fla. | L | 0-5 |
| 1974 | 3/8 | Lakeland, Fla. | L | 0-1 (10) |
| 1974 | 3/9 | Lakeland, Fla. | W | 3-2 |
| 1975 | 4/23 | Coral Gables, Fla. | W | 3-2 (10) |
| 1975 | 4/24 | Coral Gables, Fla. | W | 5-4 |
| 1976 | 3/3 | Lakeland, Fla. | W | 6-3 |
| 1977 | 3/5 | Coral Gables, Fla. | W | 6-5 (12) |
| 1986 | 2/28 | Coral Gables, Fla. | W | 5-4 |
| 1986 | 3/1 | Coral Gables, Fla. | W | 9-7 |
| 1987 | 4/7 | Coral Gables, Fla. | W | 6-5 |
| 1994 | 4/19 | Coral Gables, Fla. | W | 7-6 (11) |
| 1994 | 4/20 | Coral Gables, Fla. | W | 5-1 |
| 2001 | 5/11 | Coral Gables, Fla. | W | 12-4 |
| 2001 | 5/12 | Coral Gables, Fla. | W | 16-3 |
| 2001 | 5/13 | Coral Gables, Fla. | W | 5-4 |

Coral Gables: Miami leads, 41-8

Lakeland: Miami leads, 17-16

FLORIDA STATE

FLORIDA STATE LEADS 157-132-4

| YEAR | DATE | SITE | W/L | SCORE |
|------|-------|--------------------|-----|----------|
| 1951 | 3/22 | Coral Gables, Fla. | W | 11-2 |
| 1951 | 3/23 | Coral Gables, Fla. | L | 4-13 |
| 1952 | 4/4 | Tallahassee, Fla. | L | 1-3 |
| 1952 | 4/5 | Tallahassee, Fla. | L | 0-7 |
| 1955 | 4/15 | Coral Gables, Fla. | L | 3-4 |
| 1955 | 4/16 | Coral Gables, Fla. | W | 5-4 |
| 1956 | 4/27 | Tallahassee, Fla. | L | 5-13 |
| 1956 | 4/28 | Tallahassee, Fla. | L | 0-2 |
| 1957 | 4/16 | Tallahassee, Fla. | L | 3-15 |
| 1957 | 4/17 | Tallahassee, Fla. | L | 3-21 |
| 1957 | 4/30 | Coral Gables, Fla. | L | 3-15 |
| 1957 | 4/30 | Coral Gables, Fla. | W | 2-1 |
| 1958 | 4/18 | Tallahassee, Fla. | L | 0-18 |
| 1958 | 4/19 | Tallahassee, Fla. | W | 12-7 |
| 1958 | 5/5 | Coral Gables, Fla. | L | 2-9 |
| 1958 | 5/6 | Coral Gables, Fla. | L | 1-6 |
| 1960 | 3/14 | Coral Gables, Fla. | L | 3-6 |
| 1960 | 3/15 | Coral Gables, Fla. | L | 6-10 |
| 1960 | 5/13 | Tallahassee, Fla. | L | 3-16 |
| 1960 | 5/14 | Tallahassee, Fla. | L | 5-9 |
| 1961 | 4/17 | Coral Gables, Fla. | L | 0-2 |
| 1961 | 4/18 | Coral Gables, Fla. | L | 6-14 |
| 1962 | 4/16 | Tallahassee, Fla. | W | 6-4 |
| 1962 | 4/17 | Tallahassee, Fla. | L | 8-9 (10) |
| 1963 | 4/1 | Coral Gables, Fla. | L | 1-2 |
| 1963 | 4/2 | Coral Gables, Fla. | W | 4-1 |
| 1965 | 3/12 | Coral Gables, Fla. | L | 4-7 |
| 1965 | 3/13 | Coral Gables, Fla. | L | 4-9 |
| 1965 | 3/13 | Coral Gables, Fla. | T | 9-9 |
| 1966 | 4/8 | Tallahassee, Fla. | W | 6-1 |
| 1966 | 4/9 | Tallahassee, Fla. | L | 2-10 |
| 1967 | 3/3 | Coral Gables, Fla. | L | 4-9 |
| 1967 | 3/4 | Coral Gables, Fla. | L | 5-6 |
| 1968 | 4/19 | Tallahassee, Fla. | L | 1-4 |
| 1968 | 4/20 | Tallahassee, Fla. | L | 6-7 |
| 1969 | 3/7 | Coral Gables, Fla. | L | 2-6 |
| 1969 | 3/8 | Coral Gables, Fla. | L | 0-5 |
| 1970 | 3/21 | Tallahassee, Fla. | L | 1-10 |
| 1970 | 3/22 | Tallahassee, Fla. | L | 3-8 |
| 1970 | 5/8 | Tallahassee, Fla. | L | 4-11 |
| 1970 | 5/9 | Tallahassee, Fla. | L | 2-6 |
| 1971 | 3/20 | Coral Gables, Fla. | L | 4-5 (10) |
| 1971 | 3/21 | Coral Gables, Fla. | W | 5-4 (10) |
| 1971 | 4/9 | Tallahassee, Fla. | L | 5-7 |
| 1971 | 4/10 | Tallahassee, Fla. | W | 7-4 |
| 1972 | 3/19 | Coral Gables, Fla. | L | 4-7 |
| 1972 | 5/10 | Tallahassee, Fla. | W | 5-4 |
| 1972 | 5/11 | Tallahassee, Fla. | W | 4-3 |
| 1972 | 5/11 | Tallahassee, Fla. | L | 3-4 (10) |
| 1973 | 2/16 | Coral Gables, Fla. | W | 5-1 |
| 1973 | 3/24 | Coral Gables, Fla. | L | 6-7 |
| 1973 | 3/25 | Coral Gables, Fla. | L | 2-8 |
| 1973 | 4/19 | Tallahassee, Fla. | W | 10-1 |
| 1973 | 4/20 | Tallahassee, Fla. | L | 1-4 |
| 1974 | 3/16 | Coral Gables, Fla. | W | 3-2 |
| 1974 | 3/17 | Coral Gables, Fla. | W | 4-3 |
| 1974 | 4/18 | Tallahassee, Fla. | L | 1-2 |
| 1974 | 4/18 | Tallahassee, Fla. | L | 4-7 |
| 1974 | 4/20 | Tallahassee, Fla. | W | 17-3 |
| 1975 | 3/25 | Coral Gables, Fla. | L | 0-3 |
| 1975 | 3/26 | Coral Gables, Fla. | W | 2-0 |
| 1975 | 3/26 | Coral Gables, Fla. | L | 7-10 |
| 1975 | 4/4 | Tallahassee, Fla. | L | 0-8 |
| 1975 | 4/5 | Tallahassee, Fla. | L | 2-5 |
| 1975 | 5/23+ | Starkville, Miss. | L | 0-1 |
| 1975 | 5/24+ | Starkville, Miss. | L | 5-6 |
| 1976 | 2/23 | Coral Gables, Fla. | L | 1-5 |
| 1976 | 5/5 | Tallahassee, Fla. | W | 6-1 |

ALL-TIME SERIES RESULTS

| YEAR | DATE | SITE | W/L | SCORE | YEAR | DATE | SITE | W/L | SCORE |
|------|-------|--------------------|-----|------------|------|-------|--------------------|-----|------------|
| 1976 | 5/6 | Tallahassee, Fla. | W | 9-7 | 1989 | 4/8 | Tallahassee, Fla. | W | 8-1 |
| 1976 | 5/6 | Tallahassee, Fla. | L | 4-20 | 1989 | 4/9 | Tallahassee, Fla. | L | 3-11 |
| 1977 | 4/19 | Tallahassee, Fla. | L | 10-14 | 1989 | 5/5 | Coral Gables, Fla. | W | 11-2 |
| 1977 | 4/20 | Tallahassee, Fla. | W | 10-4 | 1989 | 5/6 | Coral Gables, Fla. | W | 8-2 |
| 1977 | 4/25 | Coral Gables, Fla. | W | 12-10 | 1989 | 5/7 | Coral Gables, Fla. | L | 4-8 |
| 1977 | 4/26 | Coral Gables, Fla. | W | 12-3 | 1990 | 4/13 | Tallahassee, Fla. | L | 3-7 |
| 1977 | 4/26 | Coral Gables, Fla. | W | 10-2 | 1990 | 4/14 | Tallahassee, Fla. | W | 8-5 |
| 1978 | 5/20+ | Coral Gables, Fla. | W | 7-2 | 1990 | 4/15 | Tallahassee, Fla. | W | 8-3 |
| 1979 | 3/30 | Coral Gables, Fla. | W | 4-3 | 1990 | 5/4 | Coral Gables, Fla. | W | 7-3 |
| 1979 | 3/31 | Coral Gables, Fla. | W | 5-3 | 1990 | 5/5 | Coral Gables, Fla. | L | 2-6 |
| 1979 | 4/11 | Tallahassee, Fla. | L | 2-9 | 1990 | 5/6 | Coral Gables, Fla. | L | 4-8 |
| 1979 | 4/12 | Tallahassee, Fla. | L | 2-3 (11) | 1991 | 4/12 | Tallahassee, Fla. | L | 2-7 |
| 1980 | 2/22 | Coral Gables, Fla. | W | 10-0 | 1991 | 4/13 | Tallahassee, Fla. | L | 4-12 |
| 1980 | 2/23 | Coral Gables, Fla. | W | 4-3 | 1991 | 4/14 | Tallahassee, Fla. | L | 5-8 |
| 1980 | 2/24 | Coral Gables, Fla. | L | 8-9 | 1991 | 5/3 | Coral Gables, Fla. | L | 2-3 |
| 1980 | 5/3 | Tallahassee, Fla. | W | 10-6 | 1991 | 5/4 | Coral Gables, Fla. | L | 1-4 |
| 1980 | 5/4 | Tallahassee, Fla. | L | 5-7 | 1991 | 5/5 | Coral Gables, Fla. | W | 8-6 |
| 1980 | 5/5 | Tallahassee, Fla. | W | 7-5 | 1992 | 4/10 | Tallahassee, Fla. | W | 10-6 |
| 1981 | 3/6 | Coral Gables, Fla. | W | 10-8 | 1992 | 4/11 | Tallahassee, Fla. | W | 6-3 |
| 1981 | 3/7 | Coral Gables, Fla. | W | 19-4 | 1992 | 4/12 | Tallahassee, Fla. | W | 6-5 |
| 1981 | 3/8 | Coral Gables, Fla. | W | 3-2 | 1992 | 4/24 | Coral Gables, Fla. | W | 7-3 |
| 1981 | 5/2 | Tallahassee, Fla. | L | 4-5 | 1992 | 4/25 | Coral Gables, Fla. | W | 5-4 |
| 1981 | 5/3 | Tallahassee, Fla. | W | 4-3 | 1992 | 4/26 | Coral Gables, Fla. | L | 2-3 |
| 1981 | 5/4 | Tallahassee, Fla. | W | 14-6 | 1993 | 4/9 | Tallahassee, Fla. | L | 0-7 |
| 1981 | 5/23+ | Coral Gables, Fla. | W | 4-3 (10) | 1993 | 4/10 | Tallahassee, Fla. | L | 1-8 |
| 1982 | 3/26 | Tallahassee, Fla. | W | 6-5 (10) | 1993 | 4/11 | Tallahassee, Fla. | L | 2-6 |
| 1982 | 3/27 | Tallahassee, Fla. | L | 3-5 | 1993 | 4/23 | Coral Gables, Fla. | L | 0-1 |
| 1982 | 3/28 | Tallahassee, Fla. | L | 3-9 | 1993 | 4/24 | Coral Gables, Fla. | W | 14-13 (10) |
| 1982 | 5/7 | Coral Gables, Fla. | W | 11-5 | 1993 | 4/25 | Coral Gables, Fla. | W | 4-3 (12) |
| 1982 | 5/8 | Coral Gables, Fla. | L | 2-9 | 1994 | 4/8 | Tallahassee, Fla. | L | 3-6 |
| 1982 | 5/9 | Coral Gables, Fla. | T | 7-7 (5) | 1994 | 4/9 | Tallahassee, Fla. | W | 5-1 |
| 1983 | 2/25 | Coral Gables, Fla. | W | 9-0 | 1994 | 4/10 | Tallahassee, Fla. | W | 2-1 |
| 1983 | 2/26 | Coral Gables, Fla. | W | 4-2 | 1994 | 4/15 | Coral Gables, Fla. | L | 1-6 |
| 1983 | 4/15 | Tallahassee, Fla. | L | 5-6 | 1994 | 4/16 | Coral Gables, Fla. | W | 8-0 |
| 1983 | 4/16 | Tallahassee, Fla. | L | 3-4 | 1994 | 4/17 | Coral Gables, Fla. | L | 2-7 |
| 1983 | 4/17 | Tallahassee, Fla. | L | 0-5 | 1995 | 4/7 | Tallahassee, Fla. | L | 1-9 |
| 1983 | 5/29+ | Tallahassee, Fla. | W | 10-5 | 1995 | 4/8 | Tallahassee, Fla. | W | 6-5 |
| 1984 | 2/4 | Coral Gables, Fla. | W | 10-4 | 1995 | 4/9 | Tallahassee, Fla. | L | 2-3 |
| 1984 | 2/24 | Coral Gables, Fla. | W | 7-0 | 1995 | 4/14 | Coral Gables, Fla. | L | 6-9 |
| 1984 | 2/25 | Coral Gables, Fla. | W | 14-5 | 1995 | 4/15 | Coral Gables, Fla. | L | 1-10 |
| 1984 | 2/26 | Coral Gables, Fla. | L | 6-7 | 1995 | 4/16 | Coral Gables, Fla. | W | 3-2 |
| 1984 | 4/13 | Tallahassee, Fla. | L | 2-3 | 1995 | 6/4# | Omaha, Neb. | W | 4-2 |
| 1984 | 4/14 | Tallahassee, Fla. | W | 4-3 | 1996 | 4/5 | Tallahassee, Fla. | L | 2-13 |
| 1984 | 4/15 | Tallahassee, Fla. | L | 4-5 (11) | 1996 | 4/6 | Tallahassee, Fla. | W | 13-2 |
| 1985 | 2/22 | Coral Gables, Fla. | L | 2-5 | 1996 | 4/7 | Tallahassee, Fla. | L | 1-15 |
| 1985 | 2/23 | Coral Gables, Fla. | W | 15-4 | 1996 | 4/12 | Coral Gables, Fla. | W | 6-2 |
| 1985 | 2/24 | Coral Gables, Fla. | W | 6-5 (10) | 1996 | 4/13 | Coral Gables, Fla. | W | 9-8 |
| 1985 | 4/12 | Tallahassee, Fla. | W | 3-2 | 1996 | 4/14 | Coral Gables, Fla. | W | 7-4 |
| 1985 | 4/13 | Tallahassee, Fla. | L | 5-13 | 1997 | 4/11 | Tallahassee, Fla. | W | 9-5 |
| 1985 | 4/14 | Tallahassee, Fla. | W | 8-5 | 1997 | 4/12 | Tallahassee, Fla. | W | 8-5 |
| 1986 | 4/11 | Tallahassee, Fla. | L | 1-6 | 1997 | 4/13 | Tallahassee, Fla. | L | 7-8 |
| 1986 | 4/12 | Tallahassee, Fla. | W | 4-3 | 1997 | 5/2 | Coral Gables, Fla. | W | 9-1 |
| 1986 | 4/13 | Tallahassee, Fla. | L | 3-8 | 1997 | 5/3 | Coral Gables, Fla. | W | 7-6 |
| 1986 | 5/2 | Coral Gables, Fla. | W | 11-10 | 1997 | 5/4 | Coral Gables, Fla. | L | 3-7 |
| 1986 | 5/3 | Coral Gables, Fla. | L | 6-14 | 1998 | 4/3 | Tallahassee, Fla. | W | 9-4 |
| 1986 | 5/4 | Coral Gables, Fla. | W | 7-5 | 1998 | 4/4 | Tallahassee, Fla. | W | 8-2 |
| 1986 | 6/3# | Omaha, Neb. | L | 2-7 | 1998 | 4/5 | Tallahassee, Fla. | W | 9-6 |
| 1986 | 6/8# | Omaha, Neb. | L | 3-4 | 1998 | 5/1 | Coral Gables, Fla. | W | 7-1 |
| 1987 | 4/10 | Tallahassee, Fla. | L | 3-14 | 1998 | 5/2 | Coral Gables, Fla. | L | 5-11 |
| 1987 | 4/11 | Tallahassee, Fla. | W | 11-6 | 1998 | 5/3 | Coral Gables, Fla. | L | 4-5 |
| 1987 | 4/12 | Tallahassee, Fla. | W | 11-10 (11) | 1999 | 4/16 | Tallahassee, Fla. | L | 2-8 |
| 1987 | 5/1 | Coral Gables, Fla. | W | 4-3 | 1999 | 4/17 | Tallahassee, Fla. | W | 4-3 |
| 1987 | 5/2 | Coral Gables, Fla. | L | 4-6 | 1999 | 4/18 | Tallahassee, Fla. | W | 8-7 |
| 1987 | 5/3 | Coral Gables, Fla. | L | 6-8 | 1999 | 4/23 | Coral Gables, Fla. | W | 8-7 |
| 1987 | 5/22+ | Tallahassee, Fla. | L | 2-5 | 1999 | 4/24 | Coral Gables, Fla. | W | 9-4 |
| 1988 | 4/8 | Tallahassee, Fla. | W | 8-3 | 1999 | 4/25 | Coral Gables, Fla. | W | 9-8 |
| 1988 | 4/9 | Tallahassee, Fla. | L | 8-20 | 1999 | 6/19# | Omaha, Neb. | W | 6-5 |
| 1988 | 4/10 | Tallahassee, Fla. | T | 5-5 (8) | 2000 | 4/7 | Tallahassee, Fla. | L | 13-14 (17) |
| 1988 | 5/6 | Coral Gables, Fla. | L | 5-6 | 2000 | 4/8 | Tallahassee, Fla. | L | 2-12 |
| 1988 | 5/7 | Coral Gables, Fla. | W | 9-7 | 2000 | 4/9 | Tallahassee, Fla. | L | 4-5 |
| 1988 | 5/8 | Coral Gables, Fla. | L | 3-6 | 2000 | 4/14 | Coral Gables, Fla. | W | 7-3 |
| 1989 | 4/7 | Tallahassee, Fla. | L | 0-3 | 2000 | 4/15 | Coral Gables, Fla. | W | 7-3 |

ALL-TIME SERIES RESULTS

| YEAR | DATE | SITE | W/L | SCORE |
|------|-------|--------------------|-----|----------|
| 2000 | 4/16 | Coral Gables, Fla. | L | 3-14 |
| 2000 | 6/2\$ | Tallahassee, Fla. | L | 2-9 |
| 2000 | 6/3\$ | Tallahassee, Fla. | W | 7-5 |
| 2000 | 6/4\$ | Tallahassee, Fla. | L | 1-6 |
| 2001 | 4/13 | Coral Gables, Fla. | L | 9-10 |
| 2001 | 4/14 | Coral Gables, Fla. | W | 5-4 |
| 2001 | 4/15 | Coral Gables, Fla. | W | 7-1 |
| 2001 | 4/20 | Tallahassee, Fla. | W | 7-5 |
| 2001 | 4/21 | Tallahassee, Fla. | W | 9-6 |
| 2001 | 4/22 | Tallahassee, Fla. | W | 7-4 |
| 2002 | 4/5 | Tallahassee, Fla. | L | 3-13 |
| 2002 | 4/6 | Tallahassee, Fla. | W | 5-2 |
| 2002 | 4/7 | Tallahassee, Fla. | L | 7-9 |
| 2002 | 4/12 | Coral Gables, Fla. | L | 4-6 |
| 2002 | 4/13 | Coral Gables, Fla. | L | 3-9 |
| 2002 | 4/14 | Coral Gables, Fla. | L | 11-17 |
| 2003 | 4/18 | Coral Gables, Fla. | L | 2-4 |
| 2003 | 4/19 | Coral Gables, Fla. | L | 4-6 |
| 2003 | 4/20 | Coral Gables, Fla. | T | 7-7 (11) |
| 2003 | 4/25 | Tallahassee, Fla. | L | 0-1 |
| 2003 | 4/26 | Tallahassee, Fla. | W | 14-3 |
| 2003 | 4/27 | Tallahassee, Fla. | L | 0-12 |
| 2004 | 4/9 | Tallahassee, Fla. | L | 5-6 |
| 2004 | 4/10 | Tallahassee, Fla. | W | 17-11 |
| 2004 | 4/11 | Tallahassee, Fla. | W | 4-0 |
| 2004 | 4/16 | Coral Gables, Fla. | W | 10-0 |
| 2004 | 4/17 | Coral Gables, Fla. | W | 7-3 |
| 2004 | 4/18 | Coral Gables, Fla. | L | 3-10 |
| 2005 | 4/22 | Coral Gables, Fla. | W | 5-2 |
| 2005 | 4/23 | Coral Gables, Fla. | W | 5-3 |
| 2005 | 4/24 | Coral Gables, Fla. | L | 1-13 |
| 2006 | 4/15 | Tallahassee, Fla. | W | 7-3 |
| 2006 | 4/16 | Tallahassee, Fla. | L | 1-16 |
| 2006 | 4/17 | Tallahassee, Fla. | W | 7-5 |
| 2007 | 4/27 | Coral Gables, Fla. | L | 6-7 |
| 2007 | 4/28 | Coral Gables, Fla. | L | 8-13 |
| 2007 | 4/29 | Coral Gables, Fla. | W | 7-1 |
| 2007 | 5/25% | Jacksonville, Fla. | W | 9-3 |
| 2008 | 4/18 | Tallahassee, Fla. | W | 11-4 |
| 2008 | 4/19 | Tallahassee, Fla. | L | 5-9 |
| 2008 | 4/20 | Tallahassee, Fla. | W | 11-10 |
| 2008 | 6/16# | Omaha, Neb. | W | 7-5 |
| 2009 | 4/3 | Coral Gables, Fla. | L | 4-14 |
| 2009 | 4/4 | Coral Gables, Fla. | W | 6-4 |
| 2009 | 4/5 | Coral Gables, Fla. | W | 14-8 |
| 2009 | 5/21% | Jacksonville, Fla. | L | 2-4 |
| 2010 | 4/23 | Tallahassee, Fla. | W | 6-5 |
| 2010 | 4/24 | Tallahassee, Fla. | L | 7-8 |
| 2010 | 4/25 | Tallahassee, Fla. | L | 6-7 |
| 2010 | 5/26% | Greensboro, N.C. | W | 9-3 |
| 2011 | 4/29 | Coral Gables, Fla. | L | 5-6 |
| 2011 | 4/30 | Coral Gables, Fla. | L | 0-2 |
| 2011 | 5/1 | Coral Gables, Fla. | W | 5-1 |
| 2012 | 4/20 | Tallahassee, Fla. | L | 2-11 |
| 2012 | 4/21 | Tallahassee, Fla. | L | 1-6 |
| 2012 | 4/22 | Tallahassee, Fla. | L | 7-8 |
| 2013 | 4/5 | Coral Gables, Fla. | L | 2-4 |
| 2013 | 4/6 | Coral Gables, Fla. | W | 6-0 |
| 2013 | 4/7 | Coral Gables, Fla. | L | 1-5 |
| 2014 | 2/28 | Tallahassee, Fla. | W | 3-1 |
| 2014 | 3/1 | Tallahassee, Fla. | L | 2-10 |
| 2014 | 3/2 | Tallahassee, Fla. | L | 6-13 |
| 2015 | 4/24 | Coral Gables, Fla. | L | 7-8 (17) |
| 2015 | 4/25 | Coral Gables, Fla. | L | 5-15 |
| 2015 | 4/26 | Coral Gables, Fla. | W | 12-0 |
| 2016 | 5/19 | Tallahassee, Fla. | W | 4-2 |
| 2016 | 5/21 | Tallahassee, Fla. | W | 8-5 |
| 2016 | 5/21 | Tallahassee, Fla. | L | 2-3 (10) |
| 2016 | 5/28% | Durham, N.C. | L | 4-5 |
| 2017 | 4/21 | Coral Gables, Fla. | L | 3-6 |
| 2017 | 4/22 | Coral Gables, Fla. | W | 5-4 (10) |
| 2018 | 4/27 | Tallahassee, Fla. | L | 0-2 |

| YEAR | DATE | SITE | W/L | SCORE |
|------|-------|--------------------|-----|-------|
| 2018 | 4/28 | Tallahassee, Fla. | L | 1-10 |
| 2018 | 4/29 | Tallahassee, Fla. | W | 11-5 |
| 2019 | 4/5 | Coral Gables, Fla. | W | 11-0 |
| 2019 | 4/6 | Coral Gables, Fla. | W | 4-0 |
| 2019 | 4/7 | Coral Gables, Fla. | L | 5-6 |
| 2021 | 3/19 | Coral Gables, Fla. | L | 1-13 |
| 2021 | 3/20 | Coral Gables, Fla. | L | 1-9 |
| 2021 | 3/21 | Coral Gables, Fla. | L | 0-12 |
| 2021 | 5/28% | Charlotte, N.C. | L | 3-6 |

Coral Gables: Miami leads, 69-68-3

Tallahassee: Florida State leads, 82-58-1

Neutral Site: Florida State leads, 7-5

FLORIDA TECH

MIAMI LEADS, 8-2

| YEAR | DATE | SITE | W/L | SCORE |
|------|------|--------------------|-----|-------|
| 1973 | 4/7 | Melbourne, Fla. | W | 19-2 |
| 1973 | 5/11 | Coral Gables, Fla. | W | 6-0 |
| 1973 | 5/12 | Coral Gables, Fla. | W | 10-1 |
| 1974 | 3/3 | Coral Gables, Fla. | W | 3-0 |
| 1974 | 3/3 | Coral Gables, Fla. | L | 1-7 |
| 1975 | 5/9 | Orlando, Fla. | L | 0-1 |
| 1978 | 2/17 | Coral Gables, Fla. | W | 5-0 |
| 1978 | 3/9 | Orlando, Fla. | W | 27-3 |
| 1978 | 3/10 | Orlando, Fla. | W | 10-1 |
| 1978 | 3/11 | Orlando, Fla. | W | 7-4 |

Coral Gables: Miami leads, 4-1

Melbourne: Miami leads, 1-0

Neutral Site: Miami leads, 3-1

FORDHAM

MIAMI LEADS, 9-1

| YEAR | DATE | SITE | W/L | SCORE |
|------|------|--------------------|-----|-------|
| 1984 | 3/19 | Coral Gables, Fla. | W | 17-0 |
| 1984 | 3/22 | Coral Gables, Fla. | W | 11-4 |
| 1993 | 5/14 | Coral Gables, Fla. | W | 6-1 |
| 1993 | 5/15 | Coral Gables, Fla. | W | 8-0 |
| 2006 | 3/14 | Coral Gables, Fla. | W | 6-0 |
| 2007 | 3/2 | Coral Gables, Fla. | W | 14-8 |
| 2007 | 3/3 | Coral Gables, Fla. | W | 8-1 |
| 2007 | 3/4 | Coral Gables, Fla. | W | 10-9 |
| 2010 | 3/16 | Coral Gables, Fla. | L | 3-4 |
| 2010 | 3/17 | Coral Gables, Fla. | W | 9-8 |

Coral Gables: Miami leads, 9-1

FRESNO STATE

MIAMI LEADS, 1-0

| YEAR | DATE | SITE | W/L | SCORE |
|------|------|-------------|-----|-------|
| 1988 | 6/6# | Omaha, Neb. | W | 8-4 |

Neutral Site: Miami leads, 1-0

FORT LAUDERDALE COLLEGE

MIAMI LEADS, 2-0

| YEAR | DATE | SITE | W/L | SCORE |
|------|------|--------------------|-----|-------|
| 1983 | 5/17 | Coral Gables, Fla. | W | 27-10 |
| 1983 | 5/18 | Coral Gables, Fla. | W | 6-1 |

Coral Gables: Miami leads, 2-0

ALL-TIME SERIES RESULTS



HISTORY

FURMAN

MIAMI LEADS, 9-1

| YEAR | DATE | SITE | W/L | SCORE |
|------|------|--------------------|-----|-------|
| 1960 | 3/28 | Coral Gables, Fla. | W | 2-1 |
| 1960 | 3/29 | Coral Gables, Fla. | W | 6-3 |
| 1965 | 4/1 | Coral Gables, Fla. | W | 6-5 |
| 1965 | 4/2 | Coral Gables, Fla. | W | 14-2 |
| 1965 | 4/3 | Coral Gables, Fla. | W | 7-3 |
| 1966 | 4/13 | Tallahassee, Fla. | L | 4-6 |
| 1967 | 3/27 | Coral Gables, Fla. | W | 12-1 |
| 1967 | 3/28 | Coral Gables, Fla. | W | 6-2 |
| 1967 | 3/29 | Coral Gables, Fla. | W | 7-4 |
| 1998 | 3/7 | Coral Gables, Fla. | W | 6-2 |

Coral Gables: Miami leads, 8-1

Neutral Site: Furman leads, 1-0

GEORGE WASHINGTON

MIAMI LEADS, 11-1

| YEAR | DATE | SITE | W/L | SCORE |
|------|------|--------------------|-----|-------|
| 1981 | 3/9 | Coral Gables, Fla. | W | 6-3 |
| 1982 | 3/16 | Coral Gables, Fla. | W | 12-0 |
| 1982 | 3/18 | Coral Gables, Fla. | W | 16-2 |
| 1984 | 3/15 | Coral Gables, Fla. | W | 17-0 |
| 1991 | 3/10 | Coral Gables, Fla. | W | 17-5 |
| 1991 | 3/11 | Coral Gables, Fla. | W | 5-1 |
| 1996 | 2/16 | Coral Gables, Fla. | W | 6-0 |
| 1996 | 2/17 | Coral Gables, Fla. | W | 14-1 |
| 1996 | 2/18 | Coral Gables, Fla. | W | 19-3 |
| 2005 | 2/25 | Coral Gables, Fla. | W | 12-1 |
| 2005 | 2/26 | Coral Gables, Fla. | L | 4-5 |
| 2005 | 2/27 | Coral Gables, Fla. | W | 16-3 |

Coral Gables: Miami leads, 11-1

GEORGETOWN

MIAMI LEADS, 4-0

| YEAR | DATE | SITE | W/L | SCORE |
|------|------|--------------------|-----|-------|
| 1987 | 3/9 | Coral Gables, Fla. | W | 5-1 |
| 1988 | 3/10 | Coral Gables, Fla. | W | 8-2 |
| 1990 | 3/18 | Coral Gables, Fla. | W | 12-1 |
| 1993 | 3/10 | Coral Gables, Fla. | W | 9-5 |

Coral Gables: Miami leads, 4-0

GEORGIA

GEORGIA LEADS, 3-2

| YEAR | DATE | SITE | W/L | SCORE |
|------|-------|--------------------|-----|-------|
| 1965 | 4/14 | Athens, Ga. | L | 3-6 |
| 1995 | 2/11 | Kissimmee, Fla. | W | 12-10 |
| 1999 | 3/5 | Coral Gables, Fla. | L | 3-4 |
| 1999 | 3/7 | Coral Gables, Fla. | W | 8-1 |
| 2008 | 6/14# | Omaha, Neb. | L | 4-7 |

Coral Gables: Tied, 1-1

Athens: Georgia leads, 1-0

Neutral Site: Tied, 1-1

GEORGIA SOUTHERN

MIAMI LEADS, 14-10

| YEAR | DATE | SITE | W/L | SCORE |
|------|-------|--------------------|-----|----------|
| 1966 | 4/15 | Statesboro, Ga. | L | 2-7 |
| 1966 | 4/16 | Statesboro, Ga. | L | 0-5 |
| 1967 | 4/17 | Statesboro, Ga. | L | 3-4 (10) |
| 1967 | 4/18 | Statesboro, Ga. | L | 2-3 |
| 1973 | 5/25+ | Starkville, Miss. | L | 0-1 |
| 1973 | 5/29+ | Starkville, Miss. | L | 1-4 |
| 1974 | 5/23+ | Starkville, Miss. | W | 2-1 |
| 1976 | 5/3 | Statesboro, Ga. | L | 1-6 |
| 1976 | 5/4 | Statesboro, Ga. | W | 8-2 |
| 1977 | 4/8 | Coral Gables, Fla. | W | 10-1 |
| 1977 | 4/9 | Coral Gables, Fla. | W | 4-3 |
| 1978 | 5/9 | Statesboro, Ga. | W | 6-1 |
| 1978 | 5/10 | Statesboro, Ga. | W | 7-5 |
| 1979 | 3/22 | Coral Gables, Fla. | W | 7-4 |
| 1979 | 3/23 | Coral Gables, Fla. | W | 10-6 |
| 1982 | 5/11 | Statesboro, Ga. | L | 5-6 (11) |
| 1982 | 5/12 | Statesboro, Ga. | W | 14-6 |
| 1987 | 5/21+ | Tallahassee, Fla. | L | 6-11 |
| 1991 | 5/10 | Coral Gables, Fla. | W | 4-2 |
| 1991 | 5/11 | Coral Gables, Fla. | W | 7-0 |
| 1991 | 5/12 | Coral Gables, Fla. | W | 10-5 |
| 1998 | 5/15 | Coral Gables, Fla. | W | 7-1 |
| 1998 | 5/16 | Coral Gables, Fla. | W | 13-0 |
| 1998 | 5/17 | Coral Gables, Fla. | L | 1-2 |

Coral Gables: Miami leads, 9-1

Statesboro: Georgia Southern leads, 6-4

Neutral Site: Georgia Southern leads, 3-1

GEORGIA STATE

MIAMI LEADS, 3-0

| YEAR | DATE | SITE | W/L | SCORE |
|------|------|--------------------|-----|-------|
| 1993 | 3/26 | Coral Gables, Fla. | W | 13-2 |
| 1993 | 3/27 | Coral Gables, Fla. | W | 9-6 |
| 1993 | 3/27 | Coral Gables, Fla. | W | 19-1 |

Coral Gables: Miami leads, 3-0

GEORGIA TECH

MIAMI LEADS, 65-42-2

| YEAR | DATE | SITE | W/L | SCORE |
|------|-------|--------------------|-----|-------|
| 1958 | 3/21 | Coral Gables, Fla. | W | 7-6 |
| 1958 | 3/22 | Coral Gables, Fla. | W | 7-4 |
| 1959 | 3/25 | Coral Gables, Fla. | W | 4-3 |
| 1959 | 3/27 | Coral Gables, Fla. | T | 2-2 |
| 1959 | 3/28 | Coral Gables, Fla. | L | 3-15 |
| 1959 | 3/28 | Coral Gables, Fla. | L | 0-4 |
| 1960 | 3/24 | Coral Gables, Fla. | W | 5-1 |
| 1960 | 3/26 | Coral Gables, Fla. | W | 4-2 |
| 1961 | 3/23 | Coral Gables, Fla. | W | 10-3 |
| 1961 | 3/25 | Coral Gables, Fla. | T | 5-5 |
| 1965 | 4/12 | Atlanta, Ga. | W | 5-1 |
| 1965 | 4/13 | Atlanta, Ga. | W | 2-1 |
| 1966 | 5/13 | Atlanta, Ga. | W | 4-1 |
| 1966 | 5/14 | Atlanta, Ga. | L | 3-5 |
| 1967 | 4/21 | Atlanta, Ga. | L | 2-6 |
| 1967 | 4/22 | Atlanta, Ga. | L | 1-2 |
| 1967 | 4/22 | Atlanta, Ga. | L | 2-4 |
| 1971 | 5/27+ | Gastonia, N.C. | W | 4-3 |
| 1971 | 5/29+ | Gastonia, N.C. | L | 3-5 |

ALL-TIME SERIES RESULTS

| YEAR | DATE | SITE | W/L | SCORE | YEAR | DATE | SITE | W/L | SCORE |
|------|-------|--------------------|-----|-----------|------|-------|--------------------|-----|----------|
| 1978 | 4/16 | Atlanta, Ga. | W | 18-3 | 2014 | 5/21# | Greensboro, N.C. | L | 3-6 |
| 1982 | 5/14 | Atlanta, Ga. | W | 10-7 | 2015 | 5/14 | Coral Gables, Fla. | W | 3-0 |
| 1982 | 5/15 | Atlanta, Ga. | W | 13-3 | 2015 | 5/15 | Coral Gables, Fla. | W | 22-1 |
| 1983 | 2/21 | Coral Gables, Fla. | L | 1-4 | 2015 | 5/16 | Coral Gables, Fla. | W | 17-4 |
| 1983 | 2/22 | Coral Gables, Fla. | W | 10-7 | 2016 | 5/7 | Atlanta, Ga. | L | 1-12 |
| 1983 | 2/23 | Coral Gables, Fla. | W | 10-4 | 2016 | 5/8 | Atlanta, Ga. | W | 12-2 |
| 1986 | 5/25+ | Coral Gables, Fla. | W | 7-6 (10) | 2016 | 5/9 | Atlanta, Ga. | W | 17-6 |
| 1986 | 5/26+ | Coral Gables, Fla. | W | 15-9 (10) | 2016 | 5/25% | Durham, N.C. | W | 4-0 |
| 1988 | 5/28+ | Coral Gables, Fla. | W | 4-2 | 2017 | 3/10 | Coral Gables, Fla. | W | 10-8 |
| 1989 | 5/26+ | Gainesville, Fla. | L | 7-9 | 2017 | 3/11 | Coral Gables, Fla. | L | 5-7 (11) |
| 1991 | 5/17 | Atlanta, Ga. | L | 5-9 | 2017 | 3/12 | Coral Gables, Fla. | W | 17-7 |
| 1991 | 5/18 | Atlanta, Ga. | W | 10-7 | 2017 | 5/23% | Louisville, Ky. | W | 6-5 (13) |
| 1991 | 5/19 | Atlanta, Ga. | W | 7-1 | 2018 | 3/30 | Atlanta, Ga. | L | 1-6 |
| 1992 | 5/15 | Coral Gables, Fla. | W | 6-2 | 2018 | 3/31 | Atlanta, Ga. | L | 4-13 |
| 1992 | 5/16 | Coral Gables, Fla. | W | 4-3 | 2018 | 4/1 | Atlanta, Ga. | L | 1-4 |
| 1992 | 5/17 | Coral Gables, Fla. | W | 6-5 (13) | 2019 | 3/8 | Coral Gables, Fla. | L | 4-5 (10) |
| 1997 | 4/4 | Coral Gables, Fla. | W | 10-1 | 2019 | 3/9 | Coral Gables, Fla. | W | 6-5 |
| 1997 | 4/5 | Coral Gables, Fla. | W | 9-4 | 2019 | 3/10 | Coral Gables, Fla. | W | 9-6 |
| 1997 | 4/6 | Coral Gables, Fla. | W | 12-0 | 2021 | 5/14 | Coral Gables, Fla. | L | 3-14 |
| 1998 | 4/24 | Atlanta, Ga. | L | 7-22 | 2021 | 5/15 | Coral Gables, Fla. | W | 10-3 |
| 1998 | 4/25 | Atlanta, Ga. | W | 8-5 | 2021 | 5/16 | Coral Gables, Fla. | W | 5-4 |
| 1998 | 4/26 | Atlanta, Ga. | W | 9-8 | | | | | |
| 2000 | 5/6 | Coral Gables, Fla. | L | 2-10 | | | | | |
| 2000 | 5/7 | Coral Gables, Fla. | W | 3-2 | | | | | |
| 2000 | 5/8 | Coral Gables, Fla. | W | 7-5 | | | | | |
| 2002 | 5/10 | Atlanta, Ga. | L | 6-7 | | | | | |
| 2002 | 5/11 | Atlanta, Ga. | W | 10-2 | | | | | |
| 2002 | 5/12 | Atlanta, Ga. | L | 8-16 | | | | | |
| 2003 | 3/28 | Coral Gables, Fla. | W | 7-6 | | | | | |
| 2003 | 3/29 | Coral Gables, Fla. | W | 13-8 | | | | | |
| 2003 | 3/30 | Coral Gables, Fla. | W | 17-16 | | | | | |
| 2004 | 4/2 | Atlanta, Ga. | L | 4-17 | | | | | |
| 2004 | 4/3 | Atlanta, Ga. | W | 9-7 | | | | | |
| 2004 | 4/4 | Atlanta, Ga. | W | 16-13 | | | | | |
| 2005 | 3/25 | Coral Gables, Fla. | W | 20-1 | | | | | |
| 2005 | 3/26 | Coral Gables, Fla. | L | 7-17 | | | | | |
| 2005 | 3/27 | Coral Gables, Fla. | L | 10-11 | | | | | |
| 2006 | 5/18 | Atlanta, Ga. | W | 8-7 | | | | | |
| 2006 | 5/19 | Atlanta, Ga. | L | 5-14 | | | | | |
| 2006 | 5/20 | Atlanta, Ga. | L | 7-12 | | | | | |
| 2006 | 5/24# | Jacksonville, Fla. | L | 1-2 | | | | | |
| 2006 | 5/26# | Jacksonville, Fla. | L | 4-7 | | | | | |
| 2007 | 4/6 | Coral Gables, Fla. | L | 2-9 | | | | | |
| 2007 | 4/7 | Coral Gables, Fla. | W | 5-2 | | | | | |
| 2007 | 4/8 | Coral Gables, Fla. | W | 8-7 | | | | | |
| 2008 | 4/12 | Atlanta, Ga. | W | 10-5 | | | | | |
| 2008 | 4/12 | Atlanta, Ga. | W | 15-5 | | | | | |
| 2008 | 4/13 | Atlanta, Ga. | W | 9-3 | | | | | |
| 2008 | 5/22# | Jacksonville, Fla. | W | 15-12 | | | | | |
| 2009 | 3/27 | Coral Gables, Fla. | L | 9-13 | | | | | |
| 2009 | 3/28 | Coral Gables, Fla. | L | 4-6 | | | | | |
| 2009 | 3/29 | Coral Gables, Fla. | W | 6-2 | | | | | |
| 2009 | 5/20# | Durham, N.C. | W | 8-6 | | | | | |
| 2010 | 5/14 | Atlanta, Ga. | L | 3-14 | | | | | |
| 2010 | 5/15 | Atlanta, Ga. | W | 9-2 | | | | | |
| 2010 | 5/16 | Atlanta, Ga. | L | 3-6 | | | | | |
| 2011 | 3/25 | Coral Gables, Fla. | L | 3-8 | | | | | |
| 2011 | 3/26 | Coral Gables, Fla. | L | 3-12 | | | | | |
| 2011 | 3/27 | Coral Gables, Fla. | L | 1-3 | | | | | |
| 2012 | 5/17 | Atlanta, Ga. | W | 5-4 | | | | | |
| 2012 | 5/18 | Atlanta, Ga. | W | 8-6 | | | | | |
| 2012 | 5/19 | Atlanta, Ga. | L | 1-2 | | | | | |
| 2012 | 5/27# | Greensboro, N.C. | L | 5-8 | | | | | |
| 2013 | 5/16 | Coral Gables, Fla. | W | 8-3 | | | | | |
| 2013 | 5/17 | Coral Gables, Fla. | W | 11-7 | | | | | |
| 2013 | 5/18 | Coral Gables, Fla. | L | 1-10 | | | | | |
| 2014 | 3/14 | Atlanta, Ga. | W | 10-8 | | | | | |
| 2014 | 3/15 | Atlanta, Ga. | L | 7-13 | | | | | |
| 2014 | 3/15 | Atlanta, Ga. | L | 2-3 (10) | | | | | |

Coral Gables: Miami leads, 37-16-2
Atlanta: Miami leads, 23-20
Neutral Site: Georgia Tech leads, 6-5

GEORGIA-ATLANTA

MIAMI LEADS, 1-0

| YEAR | DATE | SITE | W/L | SCORE |
|------|------|--------------------|-----|-------|
| 1953 | 3/27 | Coral Gables, Fla. | W | 9-5 |

Coral Gables: Miami leads, 1-0

GLASSBORO STATE

MIAMI LEADS, 2-1

| YEAR | DATE | SITE | W/L | SCORE |
|------|------|--------------------|-----|-------|
| 1978 | 3/28 | Coral Gables, Fla. | W | 7-6 |
| 1979 | 3/28 | Coral Gables, Fla. | L | 1-3 |
| 1979 | 3/29 | Coral Gables, Fla. | W | 9-4 |

Coral Gables: Miami leads, 2-1

HARVARD

MIAMI LEADS, 8-1

| YEAR | DATE | SITE | W/L | SCORE |
|------|------|--------------------|-----|-------|
| 1974 | 6/7# | Omaha, Neb. | W | 4-1 |
| 1997 | 3/27 | Coral Gables, Fla. | W | 10-2 |
| 1997 | 3/28 | Coral Gables, Fla. | W | 22-4 |
| 1997 | 3/29 | Coral Gables, Fla. | L | 6-9 |
| 1998 | 3/27 | Coral Gables, Fla. | W | 7-0 |
| 1998 | 3/28 | Coral Gables, Fla. | W | 13-0 |
| 1998 | 3/29 | Coral Gables, Fla. | W | 9-2 |
| 2000 | 3/30 | Coral Gables, Fla. | W | 6-0 |
| 2003 | 3/26 | Homestead, Fla. | W | 10-9 |

Coral Gables: Miami leads, 6-1
Neutral Site: Miami leads, 2-0

ALL-TIME SERIES RESULTS



HISTORY

HAVANA

MIAMI LEADS, 2-0

| YEAR | DATE | SITE | W/L | SCORE |
|------|------|--------------------|-----|-------|
| 1951 | 5/11 | Coral Gables, Fla. | W | 10-1 |
| 1951 | 5/12 | Coral Gables, Fla. | W | 11-1 |

Coral Gables: Miami leads, 2-0

HAWAII

MIAMI LEADS, 3-2

| YEAR | DATE | SITE | W/L | SCORE |
|------|------|------------------|-----|-------|
| 1980 | 6/3# | Omaha, Neb. | L | 3-9 |
| 1997 | 1/16 | Honolulu, Hawaii | L | 2-3 |
| 1997 | 1/17 | Honolulu, Hawaii | W | 14-7 |
| 1997 | 1/18 | Honolulu, Hawaii | W | 10-7 |
| 1997 | 1/19 | Honolulu, Hawaii | W | 13-11 |

Honolulu: Miami leads, 3-1

Neutral Site: Hawaii leads, 1-0

HIGH POINT

MIAMI LEADS, 3-0

| YEAR | DATE | SITE | W/L | SCORE |
|------|------|--------------------|-----|----------|
| 2005 | 2/4 | Coral Gables, Fla. | W | 12-5 |
| 2005 | 2/5 | Coral Gables, Fla. | W | 7-6 (10) |
| 2005 | 2/6 | Coral Gables, Fla. | W | 10-1 |

Coral Gables: Miami leads, 3-0

HOFSTRA

MIAMI LEADS, 2-1

| YEAR | DATE | SITE | W/L | SCORE |
|------|------|--------------------|-----|-------|
| 2011 | 5/6 | Coral Gables, Fla. | W | 16-4 |
| 2011 | 5/7 | Coral Gables, Fla. | W | 9-3 |
| 2011 | 5/8 | Coral Gables, Fla. | L | 0-5 |

Coral Gables: Miami leads, 2-1

HONDURAS

MIAMI LEADS, 3-0

| YEAR | DATE | SITE | W/L | SCORE |
|------|------|--------------------|-----|-------|
| 1970 | 3/1 | Coral Gables, Fla. | W | 3-1 |
| 1970 | 3/2 | Coral Gables, Fla. | W | 3-2 |
| 1970 | 3/3 | Coral Gables, Fla. | W | 13-2 |

Coral Gables: Miami leads, 3-0

HOUSTON

HOUSTON LEADS, 1-0

| YEAR | DATE | SITE | W/L | SCORE |
|------|------|-------------------|-----|-------|
| 2002 | 3/3 | Fullerton, Calif. | L | 6-8 |

Neutral Site: Houston leads, 1-0

HOWARD

MIAMI LEADS, 2-0

| YEAR | DATE | SITE | W/L | SCORE |
|------|------|--------------------|-----|-------|
| 1978 | 3/27 | Coral Gables, Fla. | W | 12-2 |
| 1979 | 4/8 | Coral Gables, Fla. | W | 10-4 |

Coral Gables: Miami leads, 2-0

ILLINOIS

MIAMI LEADS, 15-3

| YEAR | DATE | SITE | W/L | SCORE |
|------|------|--------------------|-----|----------|
| 1992 | 3/10 | Coral Gables, Fla. | L | 5-14 |
| 1992 | 3/11 | Coral Gables, Fla. | W | 7-1 |
| 1993 | 2/12 | Coral Gables, Fla. | W | 8-3 |
| 1993 | 2/13 | Coral Gables, Fla. | W | 4-3 (13) |
| 1993 | 2/14 | Coral Gables, Fla. | L | 4-6 |
| 1994 | 3/5 | Coral Gables, Fla. | W | 7-1 |
| 1994 | 3/6 | Coral Gables, Fla. | W | 6-2 |
| 1995 | 3/3 | Coral Gables, Fla. | W | 4-2 |
| 1995 | 3/4 | Coral Gables, Fla. | W | 16-0 |
| 1995 | 3/5 | Coral Gables, Fla. | L | 4-7 |
| 1996 | 3/1 | Coral Gables, Fla. | W | 14-10 |
| 1996 | 3/2 | Coral Gables, Fla. | W | 10-0 |
| 1996 | 3/3 | Coral Gables, Fla. | W | 6-4 |
| 1997 | 3/14 | Coral Gables, Fla. | W | 5-2 |
| 1997 | 3/15 | Coral Gables, Fla. | W | 12-1 |
| 1997 | 3/16 | Coral Gables, Fla. | W | 3-2 |
| 1998 | 3/6 | Coral Gables, Fla. | W | 15-1 |
| 1998 | 3/8 | Coral Gables, Fla. | W | 12-7 |

Coral Gables: Miami leads, 15-3

ILLINOIS STATE

MIAMI LEADS, 6-2

| YEAR | DATE | SITE | W/L | SCORE |
|------|------|--------------------|-----|----------|
| 1992 | 3/13 | Coral Gables, Fla. | W | 10-2 |
| 1992 | 3/14 | Coral Gables, Fla. | W | 3-0 |
| 1997 | 3/12 | Coral Gables, Fla. | W | 17-3 |
| 2011 | 3/8 | Coral Gables, Fla. | W | 5-4 (11) |
| 2011 | 3/9 | Coral Gables, Fla. | L | 2-9 |
| 2012 | 3/3 | Coral Gables, Fla. | W | 11-6 |
| 2013 | 3/12 | Coral Gables, Fla. | L | 6-17 |
| 2013 | 3/13 | Coral Gables, Fla. | W | 9-2 |

Coral Gables: Miami leads, 6-2

ILLINOIS-CHICAGO

MIAMI LEADS, 5-0

| YEAR | DATE | SITE | W/L | SCORE |
|------|------|--------------------|-----|-------|
| 1983 | 3/23 | Coral Gables, Fla. | W | 5-3 |
| 1983 | 3/24 | Coral Gables, Fla. | W | 17-3 |
| 2004 | 3/19 | Coral Gables, Fla. | W | 6-3 |
| 2004 | 3/20 | Coral Gables, Fla. | W | 6-4 |
| 2004 | 3/21 | Coral Gables, Fla. | W | 13-1 |

Coral Gables: Miami leads, 5-0

ALL-TIME SERIES RESULTS

INDIANA

MIAMI LEADS, 6-0

| YEAR | DATE | SITE | W/L | SCORE |
|------|------|--------------------|-----|-------|
| 1974 | 3/11 | Coral Gables, Fla. | W | 7-4 |
| 1974 | 3/12 | Coral Gables, Fla. | W | 4-2 |
| 1974 | 3/12 | Coral Gables, Fla. | W | 7-6 |
| 2006 | 3/3 | Coral Gables, Fla. | W | 4-0 |
| 2006 | 3/4 | Coral Gables, Fla. | W | 7-2 |
| 2006 | 3/5 | Coral Gables, Fla. | W | 6-2 |

Coral Gables: Miami leads, 6-0

INDIANA STATE

MIAMI LEADS, 5-0

| YEAR | DATE | SITE | W/L | SCORE |
|------|------|--------------------|-----|-------|
| 1980 | 3/12 | Coral Gables, Fla. | W | 2-0 |
| 1980 | 3/15 | Coral Gables, Fla. | W | 3-1 |
| 1981 | 3/10 | Coral Gables, Fla. | W | 2-0 |
| 1981 | 3/11 | Coral Gables, Fla. | W | 16-1 |
| 1981 | 3/12 | Coral Gables, Fla. | W | 9-4 |

Coral Gables: Miami leads, 5-0

IONA

MIAMI LEADS, 2-1

| YEAR | DATE | SITE | W/L | SCORE |
|------|------|--------------------|-----|-------|
| 1998 | 3/18 | Coral Gables, Fla. | W | 21-4 |
| 1999 | 3/20 | Homestead, Fla. | L | 3-9 |
| 2000 | 3/15 | Coral Gables, Fla. | W | 6-1 |

Coral Gables: Miami leads, 2-0

Neutral Site: Iona leads, 1-0

ITHACA

MIAMI LEADS, 2-0

| YEAR | DATE | SITE | W/L | SCORE |
|------|------|--------------------|-----|-------|
| 1979 | 3/10 | Coral Gables, Fla. | W | 11-6 |
| 1979 | 3/11 | Coral Gables, Fla. | W | 21-0 |

Coral Gables: Miami leads, 2-0

JACKSON STATE

MIAMI LEADS, 2-0

| YEAR | DATE | SITE | W/L | SCORE |
|------|------|--------------------|-----|-------|
| 2019 | 3/12 | Coral Gables, Fla. | W | 4-3 |
| 2019 | 3/13 | Coral Gables, Fla. | W | 8-1 |

Coral Gables: Miami leads, 2-0

JACKSONVILLE

MIAMI LEADS, 82-18

| YEAR | DATE | SITE | W/L | SCORE |
|------|------|--------------------|-----|-------|
| 1958 | 5/2 | Coral Gables, Fla. | W | 6-5 |
| 1958 | 5/3 | Coral Gables, Fla. | W | 6-0 |
| 1959 | 3/14 | Jacksonville, Fla. | L | 1-3 |
| 1959 | 3/14 | Jacksonville, Fla. | W | 9-2 |
| 1960 | 4/16 | Coral Gables, Fla. | W | 5-4 |
| 1960 | 4/16 | Coral Gables, Fla. | W | 7-5 |

| YEAR | DATE | SITE | W/L | SCORE |
|------|------|--------------------|-----|----------|
| 1961 | 4/26 | Jacksonville, Fla. | W | 14-4 |
| 1961 | 4/26 | Jacksonville, Fla. | W | 2-0 |
| 1962 | 4/27 | Coral Gables, Fla. | W | 11-2 |
| 1962 | 4/28 | Coral Gables, Fla. | L | 1-8 |
| 1962 | 4/28 | Coral Gables, Fla. | W | 7-2 |
| 1963 | 5/10 | Jacksonville, Fla. | W | 8-4 (12) |
| 1963 | 5/11 | Jacksonville, Fla. | W | 11-3 |
| 1963 | 5/11 | Jacksonville, Fla. | W | 7-3 |
| 1964 | 4/3 | Coral Gables, Fla. | W | 7-5 |
| 1964 | 4/4 | Coral Gables, Fla. | W | 5-1 |
| 1964 | 4/4 | Coral Gables, Fla. | W | 8-3 |
| 1965 | 4/16 | Jacksonville, Fla. | W | 9-4 |
| 1965 | 4/17 | Jacksonville, Fla. | W | 5-0 |
| 1965 | 4/17 | Jacksonville, Fla. | W | 3-2 |
| 1966 | 4/20 | Coral Gables, Fla. | L | 6-9 (14) |
| 1966 | 4/21 | Coral Gables, Fla. | W | 2-1 |
| 1972 | 2/25 | Coral Gables, Fla. | L | 5-8 |
| 1972 | 2/26 | Coral Gables, Fla. | W | 8-3 |
| 1973 | 2/23 | Coral Gables, Fla. | W | 4-3 (14) |
| 1973 | 2/24 | Coral Gables, Fla. | W | 9-8 |
| 1973 | 5/4 | Jacksonville, Fla. | L | 3-4 |
| 1973 | 5/5 | Jacksonville, Fla. | W | 15-3 |
| 1974 | 2/22 | Coral Gables, Fla. | W | 3-2 |
| 1974 | 2/23 | Coral Gables, Fla. | W | 9-8 |
| 1975 | 2/28 | Coral Gables, Fla. | W | 1-0 (10) |
| 1975 | 3/1 | Coral Gables, Fla. | W | 19-1 |
| 1975 | 5/6 | Jacksonville, Fla. | W | 5-2 |
| 1975 | 5/7 | Jacksonville, Fla. | W | 1-0 |
| 1976 | 4/22 | Jacksonville, Fla. | W | 7-4 |
| 1976 | 4/23 | Jacksonville, Fla. | L | 0-2 |
| 1977 | 4/2 | Coral Gables, Fla. | W | 11-3 |
| 1977 | 4/3 | Coral Gables, Fla. | L | 3-6 |
| 1978 | 3/3 | Coral Gables, Fla. | W | 7-5 |
| 1978 | 3/4 | Coral Gables, Fla. | W | 3-1 |
| 1978 | 5/11 | Jacksonville, Fla. | L | 3-6 |
| 1978 | 5/12 | Jacksonville, Fla. | W | 7-6 |
| 1979 | 3/7 | Jacksonville, Fla. | L | 0-6 |
| 1979 | 4/2 | Coral Gables, Fla. | W | 22-14 |
| 1979 | 4/3 | Coral Gables, Fla. | W | 5-0 |
| 1979 | 4/3 | Coral Gables, Fla. | W | 14-5 |
| 1980 | 2/18 | Jacksonville, Fla. | W | 5-1 |
| 1980 | 2/19 | Jacksonville, Fla. | L | 6-7 |
| 1980 | 2/19 | Jacksonville, Fla. | W | 4-0 |
| 1980 | 3/29 | Coral Gables, Fla. | W | 8-5 |
| 1980 | 3/30 | Coral Gables, Fla. | W | 12-5 |
| 1980 | 3/31 | Coral Gables, Fla. | W | 14-2 |
| 1981 | 4/3 | Coral Gables, Fla. | W | 1-0 |
| 1981 | 4/4 | Coral Gables, Fla. | W | 4-0 |
| 1981 | 4/4 | Coral Gables, Fla. | W | 9-6 |
| 1986 | 4/17 | Coral Gables, Fla. | W | 11-6 |
| 1986 | 4/18 | Coral Gables, Fla. | W | 10-3 |
| 1986 | 4/19 | Coral Gables, Fla. | W | 12-1 |
| 1993 | 3/5 | Coral Gables, Fla. | W | 7-5 |
| 1993 | 3/6 | Coral Gables, Fla. | L | 2-4 |
| 1993 | 3/7 | Coral Gables, Fla. | W | 8-6 |
| 1994 | 3/25 | Jacksonville, Fla. | L | 2-5 |
| 1994 | 3/26 | Jacksonville, Fla. | W | 5-3 |
| 1994 | 3/27 | Jacksonville, Fla. | W | 8-6 |
| 1995 | 4/29 | Coral Gables, Fla. | W | 5-0 |
| 1995 | 4/30 | Coral Gables, Fla. | W | 12-4 |
| 1995 | 5/1 | Coral Gables, Fla. | W | 7-4 |
| 1996 | 5/10 | Jacksonville, Fla. | W | 9-1 |
| 1996 | 5/11 | Jacksonville, Fla. | W | 15-5 |
| 1996 | 5/12 | Jacksonville, Fla. | W | 16-2 |
| 1997 | 5/9 | Coral Gables, Fla. | W | 12-1 |
| 1997 | 5/10 | Coral Gables, Fla. | L | 14-23 |
| 1997 | 5/11 | Coral Gables, Fla. | W | 10-1 |

ALL-TIME SERIES RESULTS

| YEAR | DATE | SITE | W/L | SCORE |
|------|-------|--------------------|-----|-------|
| 1998 | 5/8 | Jacksonville, Fla. | W | 14-8 |
| 1998 | 5/9 | Jacksonville, Fla. | L | 8-14 |
| 1998 | 5/10 | Jacksonville, Fla. | W | 14-6 |
| 1999 | 5/7 | Coral Gables, Fla. | W | 2-0 |
| 1999 | 5/8 | Coral Gables, Fla. | W | 12-9 |
| 2000 | 5/12 | Jacksonville, Fla. | W | 4-2 |
| 2000 | 5/13 | Jacksonville, Fla. | W | 14-6 |
| 2000 | 5/14 | Jacksonville, Fla. | L | 7-8 |
| 2001 | 5/4 | Coral Gables, Fla. | W | 2-3 |
| 2001 | 5/5 | Coral Gables, Fla. | W | 13-3 |
| 2001 | 5/6 | Coral Gables, Fla. | W | 6-2 |
| 2002 | 5/17 | Coral Gables, Fla. | L | 9-11 |
| 2002 | 5/18 | Coral Gables, Fla. | W | 8-4 |
| 2002 | 5/19 | Coral Gables, Fla. | W | 10-6 |
| 2003 | 5/9 | Jacksonville, Fla. | W | 12-2 |
| 2003 | 5/10 | Jacksonville, Fla. | L | 8-11 |
| 2003 | 5/11 | Jacksonville, Fla. | L | 4-5 |
| 2004 | 5/7 | Coral Gables, Fla. | W | 6-4 |
| 2004 | 5/8 | Coral Gables, Fla. | W | 12-4 |
| 2004 | 5/9 | Coral Gables, Fla. | W | 7-4 |
| 2005 | 5/6 | Coral Gables, Fla. | W | 4-2 |
| 2005 | 5/7 | Coral Gables, Fla. | W | 15-2 |
| 2005 | 5/8 | Coral Gables, Fla. | W | 6-5 |
| 2009 | 5/29+ | Gainesville, Fla. | W | 9-4 |
| 2009 | 5/31+ | Gainesville, Fla. | W | 4-0 |
| 2013 | 6/3+ | Gainesville, Fla. | W | 7-2 |
| 2013 | 6/5+ | Gainesville, Fla. | W | 6-3 |

Coral Gables: Miami leads, 52-7
Jacksonville: Miami leads, 26-11
Neutral Site: Miami leads, 4-0

JACKSONVILLE N.A.S.

| MIAMI LEADS, 4-2 | | | | |
|------------------|------|--------------------|-----|----------|
| YEAR | DATE | SITE | W/L | SCORE |
| 1946 | 4/26 | Coral Gables, Fla. | L | 7-13 |
| 1946 | 4/27 | Coral Gables, Fla. | L | 4-6 |
| 1948 | 4/13 | Coral Gables, Fla. | W | 9-3 |
| 1948 | 4/14 | Coral Gables, Fla. | W | 9-7 |
| 1949 | 5/18 | Coral Gables, Fla. | W | 4-3 |
| 1949 | 5/19 | Coral Gables, Fla. | W | 7-6 (10) |

Coral Gables: Miami leads, 4-2

JAMES MADISON

| MIAMI LEADS, 8-0 | | | | |
|------------------|-------|--------------------|-----|-------|
| YEAR | DATE | SITE | W/L | SCORE |
| 1979 | 3/5 | Coral Gables, Fla. | W | 20-8 |
| 1980 | 5/26+ | Coral Gables, Fla. | W | 10-3 |
| 1985 | 3/10 | Coral Gables, Fla. | W | 3-2 |
| 1987 | 4/24 | Norfolk, Va. | W | 4-3 |
| 1988 | 5/28+ | Coral Gables, Fla. | W | 18-8 |
| 1999 | 2/19 | Coral Gables, Fla. | W | 13-1 |
| 1999 | 2/20 | Coral Gables, Fla. | W | 12-3 |
| 1999 | 2/21 | Coral Gables, Fla. | W | 14-2 |

Coral Gables: Miami leads, 7-0
Neutral Site: Miami leads, 1-0

KANSAS STATE

| MIAMI LEADS, 1-0 | | | | |
|------------------|------|-----------------|-----|-------|
| YEAR | DATE | SITE | W/L | SCORE |
| 2002 | 2/23 | Homestead, Fla. | W | 11-4 |

Neutral Site: Miami leads, 1-0

KENT STATE

| MIAMI LEADS, 3-0 | | | | |
|------------------|-------|--------------------|-----|-------|
| YEAR | DATE | SITE | W/L | SCORE |
| 1994 | 5/28+ | Coral Gables, Fla. | W | 4-1 |
| 2007 | 6/2+ | Columbia, Mo. | W | 8-7 |
| 2020 | 2/19 | Coral Gables, Fla. | W | 12-0 |

Coral Gables: Miami leads, 3-0
Neutral Site: Miami leads, 1-0

LAFAYETTE

| MIAMI LEADS, 2-0 | | | | |
|------------------|------|--------------------|-----|---------|
| YEAR | DATE | SITE | W/L | SCORE |
| 1972 | 3/28 | Coral Gables, Fla. | W | 9-0 |
| 1972 | 3/31 | Coral Gables, Fla. | W | 9-0 (F) |

Coral Gables: Miami leads, 2-0

LAMAR

| MIAMI LEADS, 4-0 | | | | |
|------------------|-------|--------------------|-----|-------|
| YEAR | DATE | SITE | W/L | SCORE |
| 1976 | 5/29+ | Arlington, Texas | W | 6-0 |
| 1980 | 2/9 | Coral Gables, Fla. | W | 9-1 |
| 1980 | 2/10 | Coral Gables, Fla. | W | 11-5 |
| 1980 | 2/11 | Coral Gables, Fla. | W | 21-1 |

Coral Gables: Miami leads, 3-0
Neutral Site: Miami leads, 1-0

LA SALLE

| MIAMI LEADS, 3-1 | | | | |
|------------------|------|--------------------|-----|-------|
| YEAR | DATE | SITE | W/L | SCORE |
| 1966 | 4/2 | Coral Gables, Fla. | L | 1-2 |
| 1966 | 4/4 | Coral Gables, Fla. | W | 4-3 |
| 2004 | 2/28 | Homestead, Fla. | W | 17-0 |
| 2007 | 3/7 | Coral Gables, Fla. | W | 7-2 |

Coral Gables: Miami leads, 2-1
Neutral Site: Miami leads, 1-0

LEHIGH

| MIAMI LEADS, 1-0 | | | | |
|------------------|------|--------------------|-----|-------|
| YEAR | DATE | SITE | W/L | SCORE |
| 2008 | 3/4 | Coral Gables, Fla. | W | 9-2 |

Coral Gables: Miami leads, 1-0

ALL-TIME SERIES RESULTS

LEWIS

MIAMI LEADS, 2-0

| YEAR | DATE | SITE | W/L | SCORE |
|------|------|--------------------|-----|-------|
| 1982 | 3/17 | Coral Gables, Fla. | W | 10-4 |
| 1982 | 3/20 | Coral Gables, Fla. | W | 9-2 |

Coral Gables: Miami leads, 2-0

LIBERTY

MIAMI LEADS, 1-0

| YEAR | DATE | SITE | W/L | SCORE |
|------|------|--------------------|-----|-------|
| 1997 | 3/19 | Coral Gables, Fla. | W | 6-0 |

Coral Gables: Miami leads, 1-0

LONG BEACH STATE

MIAMI LEADS, 18-8

| YEAR | DATE | SITE | W/L | SCORE |
|------|-------|--------------------|-----|----------|
| 1993 | 2/19 | Coral Gables, Fla. | W | 7-3 |
| 1993 | 2/20 | Coral Gables, Fla. | L | 2-4 |
| 1993 | 2/21 | Coral Gables, Fla. | L | 8-10 |
| 1995 | 5/18 | Long Beach, Calif. | L | 1-4 |
| 1995 | 5/19 | Long Beach, Calif. | W | 6-4 |
| 1995 | 5/20 | Long Beach, Calif. | W | 3-2 |
| 1996 | 5/24+ | Austin, Texas | W | 5-2 |
| 1998 | 5/29# | Omaha, Neb. | W | 3-1 |
| 1998 | 6/2# | Omaha, Neb. | L | 3-6 |
| 1999 | 5/20 | Long Beach, Calif. | L | 0-12 |
| 1999 | 5/21 | Long Beach, Calif. | W | 9-7 |
| 1999 | 5/22 | Long Beach, Calif. | W | 8-6 |
| 2000 | 4/28 | Coral Gables, Fla. | W | 6-3 |
| 2000 | 4/29 | Coral Gables, Fla. | W | 12-2 |
| 2000 | 4/30 | Coral Gables, Fla. | L | 4-6 |
| 2002 | 4/19 | Coral Gables, Fla. | W | 9-6 |
| 2002 | 4/20 | Coral Gables, Fla. | W | 10-6 |
| 2002 | 4/21 | Coral Gables, Fla. | L | 1-10 |
| 2003 | 5/22 | Long Beach, Calif. | W | 6-4 |
| 2003 | 5/23 | Long Beach, Calif. | W | 3-2 |
| 2003 | 5/24 | Long Beach, Calif. | L | 3-9 |
| 2004 | 5/27 | Coral Gables, Fla. | W | 8-5 |
| 2004 | 5/28 | Coral Gables, Fla. | W | 7-3 |
| 2004 | 5/29 | Coral Gables, Fla. | W | 7-6 |
| 2016 | 6/4+ | Coral Gables, Fla. | W | 4-3 (11) |
| 2016 | 6/5+ | Coral Gables, Fla. | W | 9-8 |

Coral Gables: Miami leads, 10-4

Long Beach: Miami leads, 6-3

Neutral Site: Miami leads, 2-1

LIU BROOKLYN

MIAMI LEADS, 1-0

| YEAR | DATE | SITE | W/L | SCORE |
|------|------|--------------------|-----|-------|
| 1979 | 3/26 | Coral Gables, Fla. | W | 12-5 |

Coral Gables: Miami leads, 1-0

LSU

MIAMI LEADS, 12-7

| YEAR | DATE | SITE | W/L | SCORE |
|------|-------|--------------------|-----|-------|
| 1972 | 4/5 | New Orleans, La. | W | 3-0 |
| 1975 | 3/21 | Coral Gables, Fla. | L | 1-3 |
| 1975 | 3/22 | Coral Gables, Fla. | W | 9-2 |
| 1975 | 3/23 | Coral Gables, Fla. | W | 13-0 |
| 1975 | 5/24+ | Starkville, Miss. | W | 8-1 |
| 1977 | 3/7 | Baton Rouge, La. | L | 1-4 |
| 1977 | 3/8 | Baton Rouge, La. | W | 6-4 |
| 1977 | 3/9 | New Orleans, La. | L | 0-1 |
| 1977 | 3/10 | New Orleans, La. | W | 2-1 |
| 1984 | 4/20 | Coral Gables, Fla. | W | 14-0 |
| 1984 | 4/21 | Coral Gables, Fla. | W | 6-5 |
| 1984 | 4/22 | Coral Gables, Fla. | L | 9-10 |
| 1986 | 6/5# | Omaha, Neb. | W | 4-3 |
| 1987 | 2/20 | New Orleans, La. | W | 7-2 |
| 1989 | 6/3# | Omaha, Neb. | W | 5-2 |
| 1989 | 6/6# | Omaha, Neb. | L | 3-6 |
| 1991 | 3/1 | New Orleans, La. | L | 3-4 |
| 1996 | 6/8# | Omaha, Neb. | L | 8-9 |
| 2004 | 6/19# | Omaha, Neb. | W | 9-5 |

Coral Gables: Miami leads, 4-2

Baton Rouge: Tied, 1-1

Neutral Site: Miami leads, 7-4

LOUISVILLE

Tied, 8-8

| YEAR | DATE | SITE | W/L | SCORE |
|------|------|--------------------|-----|-------|
| 2006 | 2/15 | Coral Gables, Fla. | W | 13-4 |
| 2007 | 6/1+ | Columbia, Mo. | L | 7-13 |
| 2007 | 6/3+ | Columbia, Mo. | L | 7-8 |
| 2013 | 6/1+ | Louisville, Ky. | L | 4-6 |
| 2015 | 3/7 | Louisville, Ky. | L | 6-9 |
| 2015 | 3/7 | Louisville, Ky. | W | 9-5 |
| 2015 | 3/8 | Louisville, Ky. | L | 4-5 |
| 2016 | 3/18 | Coral Gables, Fla. | W | 8-4 |
| 2016 | 3/19 | Coral Gables, Fla. | W | 6-3 |
| 2016 | 3/20 | Coral Gables, Fla. | L | 3-4 |
| 2019 | 4/18 | Louisville, Ky. | L | 5-7 |
| 2019 | 4/19 | Louisville, Ky. | W | 16-11 |
| 2019 | 4/20 | Louisville, Ky. | L | 6-9 |
| 2021 | 5/20 | Louisville, Ky. | W | 6-1 |
| 2021 | 5/21 | Louisville, Ky. | W | 2-0 |
| 2021 | 5/22 | Louisville, Ky. | W | 3-2 |

Coral Gables: Miami leads, 3-1

Louisville: Tied, 5-5

Neutral Site: Louisville leads, 2-0

LOYOLA (MD)

TIED, 1-1

| YEAR | DATE | SITE | W/L | SCORE |
|------|------|------------------|-----|----------|
| 1972 | 4/6 | New Orleans, La. | L | 3-4 (11) |
| 1972 | 4/7 | New Orleans, La. | W | 8-3 |

Neutral Site: Tied, 1-1

ALL-TIME SERIES RESULTS

LYNN

MIAMI LEADS, 4-0

| YEAR | DATE | SITE | W/L | SCORE |
|------|------|--------------------|-----|-------|
| 1989 | 4/25 | Coral Gables, Fla. | W | 5-3 |
| 1996 | 5/1 | Coral Gables, Fla. | W | 12-4 |
| 1998 | 2/17 | Coral Gables, Fla. | W | 18-3 |
| 2000 | 1/26 | Coral Gables, Fla. | W | 5-4 |

Coral Gables: Miami leads, 4-0

MAINE

MIAMI LEADS, 67-15

| YEAR | DATE | SITE | W/L | SCORE |
|------|-------|--------------------|-----|----------|
| 1976 | 4/1 | Coral Gables, Fla. | W | 3-1 |
| 1976 | 4/2 | Coral Gables, Fla. | W | 8-2 |
| 1976 | 4/3 | Coral Gables, Fla. | W | 7-5 |
| 1977 | 3/22 | Coral Gables, Fla. | W | 8-1 |
| 1977 | 3/25 | Coral Gables, Fla. | W | 6-1 |
| 1977 | 3/27 | Coral Gables, Fla. | W | 8-7 |
| 1981 | 3/17 | Coral Gables, Fla. | W | 11-4 |
| 1981 | 3/20 | Coral Gables, Fla. | W | 15-10 |
| 1981 | 3/22 | Coral Gables, Fla. | W | 15-9 |
| 1981 | 3/25 | Coral Gables, Fla. | W | 3-2 |
| 1981 | 5/31# | Omaha, Neb. | W | 6-1 |
| 1982 | 6/4# | Omaha, Neb. | W | 7-2 |
| 1982 | 6/11# | Omaha, Neb. | W | 10-4 |
| 1983 | 3/15 | Coral Gables, Fla. | W | 14-5 |
| 1983 | 3/18 | Coral Gables, Fla. | W | 7-5 |
| 1983 | 3/20 | Coral Gables, Fla. | W | 7-3 |
| 1983 | 3/22 | Coral Gables, Fla. | W | 6-1 |
| 1984 | 5/6 | Orono, Maine | L | 1-3 |
| 1984 | 5/6 | Orono, Maine | L | 0-5 |
| 1984 | 6/3# | Omaha, Neb. | W | 13-7 |
| 1985 | 3/8 | Coral Gables, Fla. | W | 10-1 |
| 1985 | 3/9 | Coral Gables, Fla. | W | 9-3 |
| 1985 | 3/20 | Coral Gables, Fla. | W | 5-3 |
| 1985 | 3/23 | Coral Gables, Fla. | W | 9-4 |
| 1985 | 3/24 | Coral Gables, Fla. | L | 2-3 (10) |
| 1986 | 3/7 | Coral Gables, Fla. | W | 7-6 |
| 1986 | 3/17 | Coral Gables, Fla. | W | 2-1 |
| 1986 | 3/19 | Coral Gables, Fla. | W | 9-3 |
| 1986 | 3/22 | Coral Gables, Fla. | W | 6-2 |
| 1986 | 3/23 | Coral Gables, Fla. | L | 6-8 |
| 1986 | 5/12 | Orono, Maine | W | 9-6 |
| 1986 | 5/13 | Old Orchard, Maine | L | 6-9 |
| 1986 | 5/14 | Old Orchard, Maine | W | 9-1 |
| 1987 | 3/7 | Coral Gables, Fla. | W | 14-6 |
| 1987 | 3/8 | Coral Gables, Fla. | L | 9-10 |
| 1987 | 3/11 | Coral Gables, Fla. | W | 9-4 |
| 1987 | 3/18 | Coral Gables, Fla. | W | 5-0 |
| 1987 | 3/23 | Coral Gables, Fla. | W | 10-4 |
| 1988 | 3/4 | Coral Gables, Fla. | W | 13-1 |
| 1988 | 3/5 | Coral Gables, Fla. | W | 10-1 |
| 1988 | 3/18 | Coral Gables, Fla. | L | 3-6 |
| 1988 | 3/20 | Coral Gables, Fla. | W | 6-5 (10) |
| 1988 | 3/20 | Coral Gables, Fla. | W | 3-2 |
| 1988 | 5/13 | Orono, Maine | W | 8-1 |
| 1988 | 5/14 | Old Orchard, Maine | W | 11-3 |
| 1988 | 5/15 | Old Orchard, Maine | L | 5-6 (13) |
| 1988 | 5/16 | Orono, Maine | W | 13-5 |
| 1989 | 3/17 | Coral Gables, Fla. | W | 8-1 |
| 1989 | 3/18 | Coral Gables, Fla. | W | 2-0 |
| 1989 | 3/19 | Coral Gables, Fla. | L | 3-4 |
| 1990 | 5/11 | Orono, Maine | L | 1-4 |
| 1990 | 5/12 | Orono, Maine | L | 5-9 |

| YEAR | DATE | SITE | W/L | SCORE |
|------|------|--------------------|-----|----------|
| 1990 | 5/14 | Orono, Maine | L | 0-4 |
| 1990 | 5/14 | Orono, Maine | W | 6-4 (7) |
| 1991 | 3/13 | Coral Gables, Fla. | W | 2-1 |
| 1991 | 3/15 | Coral Gables, Fla. | W | 5-3 |
| 1991 | 3/16 | Coral Gables, Fla. | W | 9-0 |
| 1991 | 3/17 | Coral Gables, Fla. | W | 7-0 |
| 1992 | 5/8 | Orono, Maine | W | 5-1 |
| 1992 | 5/9 | Orono, Maine | W | 8-7 (10) |
| 1992 | 5/10 | Orono, Maine | W | 5-1 |
| 1993 | 3/19 | Coral Gables, Fla. | W | 6-5 |
| 1993 | 3/20 | Coral Gables, Fla. | W | 11-10 |
| 1995 | 3/17 | Coral Gables, Fla. | W | 10-0 |
| 1995 | 3/18 | Coral Gables, Fla. | W | 12-6 |
| 1995 | 3/19 | Coral Gables, Fla. | W | 10-3 |
| 1996 | 3/15 | Coral Gables, Fla. | W | 17-4 |
| 1996 | 3/16 | Coral Gables, Fla. | W | 10-3 |
| 1996 | 3/17 | Coral Gables, Fla. | W | 15-3 |
| 2004 | 3/4 | Coral Gables, Fla. | W | 9-3 |
| 2007 | 3/13 | Coral Gables, Fla. | W | 4-2 |
| 2008 | 3/12 | Coral Gables, Fla. | W | 7-5 |
| 2013 | 3/5 | Coral Gables, Fla. | W | 6-2 |
| 2014 | 2/14 | Coral Gables, Fla. | W | 6-3 |
| 2014 | 2/15 | Coral Gables, Fla. | L | 1-3 |
| 2014 | 2/16 | Coral Gables, Fla. | W | 11-2 |
| 2016 | 3/8 | Coral Gables, Fla. | W | 6-2 |
| 2017 | 3/14 | Coral Gables, Fla. | W | 4-3 |
| 2017 | 3/15 | Coral Gables, Fla. | W | 7-2 |
| 2018 | 3/2 | Coral Gables, Fla. | L | 1-6 |
| 2018 | 3/3 | Coral Gables, Fla. | W | 7-6 (16) |
| 2018 | 3/4 | Coral Gables, Fla. | W | 7-1 |

Coral Gables: Miami leads, 54-7

Orono: Miami leads, 7-5

Neutral Site: Miami leads, 6-2

MANHATTAN

MIAMI LEADS, 8-1

| YEAR | DATE | SITE | W/L | SCORE |
|------|------|--------------------|-----|-------|
| 2006 | 3/15 | Coral Gables, Fla. | W | 12-2 |
| 2006 | 6/3+ | Lincoln, Neb. | W | 8-2 |
| 2006 | 6/4+ | Lincoln, Neb. | W | 10-4 |
| 2010 | 2/26 | Coral Gables, Fla. | W | 7-3 |
| 2010 | 2/27 | Coral Gables, Fla. | W | 18-1 |
| 2010 | 2/28 | Coral Gables, Fla. | L | 7-12 |
| 2016 | 3/4 | Coral Gables, Fla. | W | 10-0 |
| 2016 | 3/5 | Coral Gables, Fla. | W | 14-4 |
| 2016 | 3/6 | Coral Gables, Fla. | W | 7-4 |

Coral Gables: Miami leads, 6-1

Neutral Site: Miami leads, 2-0

MARIST

MIAMI LEADS, 1-0

| YEAR | DATE | SITE | W/L | SCORE |
|------|------|-----------------|-----|-------|
| 1999 | 3/19 | Homestead, Fla. | W | 15-1 |

Neutral Site: Miami leads, 1-0

ALL-TIME SERIES RESULTS

MARSHALL

MIAMI LEADS, 4-0

| YEAR | DATE | SITE | W/L | SCORE |
|------|-------|--------------------|-----|-------|
| 1978 | 5/21+ | Coral Gables, Fla. | W | 6-0 |
| 1978 | 5/22+ | Coral Gables, Fla. | W | 5-1 |
| 1979 | 2/16 | Coral Gables, Fla. | W | 7-5 |
| 1979 | 2/17 | Coral Gables, Fla. | W | 8-3 |

Coral Gables: Miami leads, 4-0

MARYLAND

MIAMI LEADS, 15-6

| YEAR | DATE | SITE | W/L | SCORE |
|------|------|--------------------|-----|----------|
| 2005 | 4/29 | Coral Gables, Fla. | W | 4-3 |
| 2005 | 4/30 | Coral Gables, Fla. | W | 12-8 |
| 2005 | 5/1 | Coral Gables, Fla. | L | 9-11 |
| 2006 | 3/24 | College Park, Md. | W | 10-2 |
| 2006 | 3/25 | College Park, Md. | L | 4-5 |
| 2006 | 3/26 | College Park, Md. | W | 3-1 |
| 2007 | 3/16 | Coral Gables, Fla. | W | 13-3 |
| 2007 | 3/17 | Coral Gables, Fla. | W | 4-3 |
| 2007 | 3/18 | Coral Gables, Fla. | L | 4-5 |
| 2010 | 4/30 | Coral Gables, Fla. | W | 5-1 |
| 2010 | 5/1 | Coral Gables, Fla. | W | 6-4 |
| 2010 | 5/2 | Coral Gables, Fla. | W | 9-1 |
| 2011 | 4/15 | College Park, Md. | W | 10-4 |
| 2011 | 4/17 | College Park, Md. | L | 2-10 |
| 2011 | 4/17 | College Park, Md. | W | 5-2 |
| 2012 | 3/23 | Coral Gables, Fla. | W | 4-1 |
| 2012 | 3/24 | Coral Gables, Fla. | W | 9-1 |
| 2012 | 3/25 | Coral Gables, Fla. | L | 4-6 |
| 2013 | 4/12 | College Park, Md. | W | 1-0 (13) |
| 2013 | 4/13 | College Park, Md. | W | 5-3 |
| 2013 | 4/14 | College Park, Md. | L | 2-7 |

Coral Gables: Miami leads, 9-3

College Park: Miami leads, 6-3

UMBC

MIAMI LEADS, 5-0

| YEAR | DATE | SITE | W/L | SCORE |
|------|-------|--------------------|-----|-------|
| 1992 | 5/22+ | Coral Gables, Fla. | W | 3-1 |
| 2009 | 3/18 | Coral Gables, Fla. | W | 11-1 |
| 2019 | 3/1 | Coral Gables, Fla. | W | 8-2 |
| 2019 | 3/2 | Coral Gables, Fla. | W | 3-2 |
| 2019 | 3/3 | Coral Gables, Fla. | W | 20-1 |

Coral Gables: Miami leads, 5-0

MASSACHUSETTS

MIAMI LEADS, 6-1

| YEAR | DATE | SITE | W/L | SCORE |
|------|-------|--------------------|-----|----------|
| 1976 | 3/22 | Coral Gables, Fla. | W | 10-1 |
| 1976 | 3/25 | Coral Gables, Fla. | W | 18-6 |
| 1977 | 3/21 | Coral Gables, Fla. | W | 4-3 (10) |
| 1977 | 3/24 | Coral Gables, Fla. | L | 2-3 (11) |
| 1978 | 3/22 | Coral Gables, Fla. | W | 3-0 |
| 1978 | 3/25 | Coral Gables, Fla. | W | 19-4 |
| 1995 | 5/26+ | Coral Gables, Fla. | W | 3-1 |

Coral Gables: Miami leads, 6-1

McNEESE STATE

MIAMI LEADS, 1-0

| YEAR | DATE | SITE | W/L | SCORE |
|------|------|--------------------|-----|-------|
| 1988 | 3/30 | Coral Gables, Fla. | W | 19-1 |

Coral Gables: Miami leads, 1-0

MEMPHIS

MIAMI LEADS, 2-0

| YEAR | DATE | SITE | W/L | SCORE |
|------|------|--------------------|-----|-------|
| 1974 | 3/13 | Coral Gables, Fla. | W | 9-3 |
| 1974 | 3/14 | Coral Gables, Fla. | W | 5-2 |

Coral Gables: Miami leads, 2-0

MERCER

MIAMI LEADS, 27-3

| YEAR | DATE | SITE | W/L | SCORE |
|------|------|--------------------|-----|----------|
| 1967 | 4/19 | Macon, Ga. | W | 5-2 (14) |
| 1975 | 3/14 | Coral Gables, Fla. | W | 11-0 |
| 1975 | 3/18 | Coral Gables, Fla. | L | 2-6 |
| 1976 | 3/17 | Coral Gables, Fla. | W | 4-1 |
| 1976 | 3/18 | Coral Gables, Fla. | W | 5-4 |
| 1976 | 3/19 | Coral Gables, Fla. | W | 11-3 |
| 1978 | 4/14 | Atlanta, Ga. | W | 8-1 |
| 1978 | 4/14 | Atlanta, Ga. | W | 8-4 |
| 1980 | 5/8 | Macon, Ga. | W | 9-2 |
| 1980 | 5/9 | Macon, Ga. | W | 8-2 |
| 1980 | 5/10 | Macon, Ga. | W | 4-3 |
| 1982 | 2/22 | Coral Gables, Fla. | W | 15-8 |
| 1982 | 2/23 | Coral Gables, Fla. | W | 10-2 |
| 1982 | 2/24 | Coral Gables, Fla. | W | 9-0 (F) |
| 1983 | 2/28 | Coral Gables, Fla. | W | 11-10 |
| 1983 | 3/1 | Coral Gables, Fla. | W | 13-6 |
| 1983 | 3/2 | Coral Gables, Fla. | W | 7-4 |
| 1985 | 3/18 | Coral Gables, Fla. | W | 14-2 |
| 1985 | 3/23 | Coral Gables, Fla. | W | 5-1 |
| 1988 | 2/5 | Coral Gables, Fla. | W | 9-0 |
| 1988 | 2/6 | Coral Gables, Fla. | W | 17-7 |
| 1988 | 2/7 | Coral Gables, Fla. | W | 24-1 (7) |
| 1989 | 5/12 | Coral Gables, Fla. | W | 12-3 |
| 1989 | 5/13 | Coral Gables, Fla. | W | 9-4 |
| 1989 | 5/14 | Coral Gables, Fla. | W | 10-3 |
| 1995 | 5/5 | Coral Gables, Fla. | W | 11-5 |
| 1995 | 5/6 | Coral Gables, Fla. | W | 8-2 |
| 1995 | 5/7 | Coral Gables, Fla. | W | 6-1 |
| 2007 | 2/2 | Coral Gables, Fla. | L | 5-6 |
| 2008 | 2/3 | Coral Gables, Fla. | L | 5-8 |

Coral Gables: Miami leads, 22-3

Macon: Miami leads, 3-0

Neutral Site: Miami leads, 2-0

ALL-TIME SERIES RESULTS



MIAMI (OH)

MIAMI (OH) LEADS, 4-3

| YEAR | DATE | SITE | W/L | SCORE |
|------|------|--------------------|-----|-------|
| 1977 | 3/14 | Coral Gables, Fla. | L | 4-7 |
| 1977 | 3/17 | Coral Gables, Fla. | L | 4-5 |
| 1978 | 3/18 | Coral Gables, Fla. | L | 4-7 |
| 1980 | 3/19 | Coral Gables, Fla. | W | 7-2 |
| 1981 | 3/16 | Coral Gables, Fla. | L | 1-4 |
| 1981 | 3/19 | Coral Gables, Fla. | W | 6-0 |
| 2012 | 3/7 | Coral Gables, Fla. | W | 4-3 |

Coral Gables: Miami (OH) leads, 4-3

MICHIGAN

MIAMI LEADS, 9-2-1

| YEAR | DATE | SITE | W/L | SCORE |
|------|------|--------------------|-----|----------|
| 1958 | | Coral Gables, Fla. | L | 4-5 (11) |
| 1980 | 6/2# | Omaha, Neb. | W | 3-2 |
| 1981 | 3/24 | Coral Gables, Fla. | W | 3-2 (10) |
| 1981 | 3/27 | Coral Gables, Fla. | W | 12-3 |
| 1981 | 3/28 | Coral Gables, Fla. | W | 10-3 |
| 1986 | 4/4 | Minneapolis, Minn. | W | 10-5 (7) |
| 1986 | 4/6 | Minneapolis, Minn. | L | 5-7 (10) |
| 1993 | 2/24 | Coral Gables, Fla. | W | 4-3 |
| 1993 | 2/25 | Coral Gables, Fla. | W | 8-1 |
| 2000 | 3/17 | Coral Gables, Fla. | W | 12-5 |
| 2000 | 3/18 | Coral Gables, Fla. | W | 10-3 |
| 2000 | 3/19 | Coral Gables, Fla. | T | 6-6 (10) |

Coral Gables: Miami leads, 2-1

Neutral Site: Miami leads, 7-1-1

MICHIGAN STATE

MIAMI LEADS, 41-18-2

| YEAR | DATE | SITE | W/L | SCORE |
|------|------|--------------------|-----|----------|
| 1965 | 3/22 | Coral Gables, Fla. | L | 1-2 |
| 1965 | 3/23 | Coral Gables, Fla. | W | 2-1 |
| 1965 | 3/24 | Coral Gables, Fla. | L | 2-13 |
| 1966 | 3/23 | Coral Gables, Fla. | W | 6-2 |
| 1966 | 3/24 | Coral Gables, Fla. | T | 6-6 |
| 1967 | 3/20 | Coral Gables, Fla. | L | 3-11 |
| 1967 | 3/22 | Coral Gables, Fla. | W | 5-1 |
| 1967 | 3/25 | Coral Gables, Fla. | W | 2-1 |
| 1967 | 4/1 | Coral Gables, Fla. | W | |
| 1968 | 3/19 | Coral Gables, Fla. | W | 5-1 |
| 1968 | 3/23 | Coral Gables, Fla. | W | 7-4 |
| 1968 | 3/26 | Coral Gables, Fla. | W | 4-3 |
| 1968 | 3/30 | Coral Gables, Fla. | W | 2-1 |
| 1969 | 3/17 | Coral Gables, Fla. | W | 11-0 |
| 1969 | 3/18 | Coral Gables, Fla. | W | 8-7 |
| 1969 | 3/22 | Coral Gables, Fla. | W | 3-0 |
| 1969 | 3/28 | Coral Gables, Fla. | L | 3-4 (11) |
| 1970 | 3/26 | Coral Gables, Fla. | L | 1-3 |
| 1970 | 4/1 | Coral Gables, Fla. | T | 6-6 (10) |
| 1970 | 4/3 | Coral Gables, Fla. | L | 6-11 |
| 1970 | 4/4 | Coral Gables, Fla. | L | 3-5 |
| 1971 | 3/22 | Coral Gables, Fla. | L | 2-10 |
| 1971 | 3/27 | Coral Gables, Fla. | L | 0-4 |
| 1971 | 3/31 | Coral Gables, Fla. | L | 0-6 |
| 1971 | 4/1 | Coral Gables, Fla. | W | 4-2 |
| 1972 | 3/22 | Coral Gables, Fla. | W | 6-5 (10) |
| 1972 | 3/25 | Coral Gables, Fla. | W | 3-2 (10) |
| 1972 | 3/29 | Coral Gables, Fla. | L | 1-6 |

| YEAR | DATE | SITE | W/L | SCORE |
|------|------|--------------------|-----|-----------|
| 1972 | 4/1 | Coral Gables, Fla. | W | 6-0 |
| 1973 | 3/21 | Coral Gables, Fla. | W | 15-2 |
| 1973 | 3/22 | Coral Gables, Fla. | W | 8-1 |
| 1973 | 3/28 | Coral Gables, Fla. | L | 1-2 |
| 1973 | 3/31 | Coral Gables, Fla. | L | 6-13 |
| 1974 | 3/23 | Coral Gables, Fla. | W | 4-1 |
| 1974 | 3/27 | Coral Gables, Fla. | W | 10-3 |
| 1974 | 3/30 | Coral Gables, Fla. | W | 13-3 |
| 1975 | 3/15 | Coral Gables, Fla. | W | 4-2 |
| 1975 | 3/18 | Coral Gables, Fla. | W | 14-1 |
| 1975 | 3/19 | Coral Gables, Fla. | W | 6-1 |
| 1976 | 3/20 | Coral Gables, Fla. | W | 6-2 |
| 1976 | 3/24 | Coral Gables, Fla. | W | 6-5 |
| 1976 | 3/27 | Coral Gables, Fla. | W | 9-6 |
| 1976 | 3/29 | Coral Gables, Fla. | W | 10-0 |
| 1976 | 3/29 | Coral Gables, Fla. | W | 9-3 |
| 1976 | 3/30 | Coral Gables, Fla. | W | 13-3 |
| 1984 | 3/21 | Coral Gables, Fla. | W | 9-7 |
| 1984 | 3/23 | Coral Gables, Fla. | W | 5-3 |
| 1985 | 3/19 | Coral Gables, Fla. | W | 11-3 |
| 1985 | 3/22 | Coral Gables, Fla. | W | 18-5 (7) |
| 1985 | 3/27 | Coral Gables, Fla. | W | 6-3 |
| 1985 | 3/29 | Coral Gables, Fla. | W | 5-1 |
| 1985 | 3/30 | Coral Gables, Fla. | L | 6-7 |
| 1986 | 3/27 | Coral Gables, Fla. | L | 2-3 |
| 1987 | 3/25 | Coral Gables, Fla. | W | 6-3 |
| 1988 | 3/25 | Coral Gables, Fla. | L | 6-7 |
| 1988 | 3/26 | Coral Gables, Fla. | L | 4-5 |
| 1988 | 3/27 | Coral Gables, Fla. | W | 10-8 (10) |
| 1989 | 3/27 | Coral Gables, Fla. | W | 7-5 |
| 1996 | 3/6 | Coral Gables, Fla. | W | 10-3 |
| 2000 | 3/8 | Coral Gables, Fla. | L | 11-13 |
| 2006 | 3/8 | Coral Gables, Fla. | W | 9-4 |

Coral Gables: Miami leads, 41-18-2

MIDDLE TENNESSEE

MIAMI LEADS, 4-0

| YEAR | DATE | SITE | W/L | SCORE |
|------|-------|--------------------|-----|-------|
| 1973 | 3/13 | Coral Gables, Fla. | W | 11-7 |
| 1973 | 3/15 | Coral Gables, Fla. | W | 8-0 |
| 1973 | 3/16 | Coral Gables, Fla. | W | 6-3 |
| 1981 | 5/22+ | Coral Gables, Fla. | W | 2-0 |

Coral Gables: Miami leads, 4-0

MINNESOTA

MIAMI LEADS, 15-3

| YEAR | DATE | SITE | W/L | SCORE |
|------|-------|--------------------|-----|---------|
| 1981 | 5/21+ | Coral Gables, Fla. | W | 12-0 |
| 1986 | 4/5 | Minneapolis, Minn. | L | 3-7 |
| 1989 | 3/3 | Coral Gables, Fla. | W | 5-4 |
| 1989 | 3/4 | Coral Gables, Fla. | W | 13-4 |
| 1989 | 3/5 | Coral Gables, Fla. | W | 7-6 |
| 1990 | 3/31 | Minneapolis, Minn. | W | 3-0 (7) |
| 1991 | 3/19 | Coral Gables, Fla. | W | 5-0 |
| 1991 | 3/20 | Coral Gables, Fla. | L | 0-9 |
| 1991 | 3/24 | Coral Gables, Fla. | W | 10-2 |
| 1994 | 2/25 | Coral Gables, Fla. | W | 14-4 |
| 1994 | 2/26 | Coral Gables, Fla. | L | 0-2 |
| 1994 | 2/27 | Coral Gables, Fla. | W | 5-2 |
| 1994 | 5/29+ | Coral Gables, Fla. | W | 11-3 |
| 2001 | 3/3 | Minneapolis, Minn. | W | 10-1 |
| 2002 | 2/15 | Coral Gables, Fla. | W | 10-4 |

ALL-TIME SERIES RESULTS

| YEAR | DATE | SITE | W/L | SCORE |
|------|------|--------------------|-----|-------|
| 2002 | 2/16 | Coral Gables, Fla. | W | 21-17 |
| 2002 | 2/17 | Coral Gables, Fla. | W | 7-6 |
| 2004 | 2/29 | Coral Gables, Fla. | W | 9-2 |

Coral Gables: Miami leads, 13-2

Minneapolis: Miami leads, 2-1

MISSISSIPPI

MIAMI LEADS, 4-1

| YEAR | DATE | SITE | W/L | SCORE |
|------|--------|--------------------|-----|-------|
| 1977 | 5/21+ | Coral Gables, Fla. | W | 5-2 |
| 2006 | 6/10\$ | Oxford, Miss. | L | 9-11 |
| 2006 | 6/11 | Oxford, Miss. | W | 7-0 |
| 2006 | 6/12 | Oxford, Miss. | W | 14-9 |
| 2008 | 6/1+ | Coral Gables, Fla. | W | 11-2 |

Coral Gables: Miami leads, 2-0

Oxford: Miami leads, 2-1

MISSISSIPPI STATE

MIAMI LEADS, 3-2

| YEAR | DATE | SITE | W/L | SCORE |
|------|-------|--------------------|-----|-------|
| 1971 | 5/28+ | Gastonia, N.C. | L | 3-7 |
| 1985 | 6/8# | Omaha, Neb. | W | 6-5 |
| 2005 | 6/4+ | Coral Gables, Fla. | W | 4-1 |
| 2005 | 6/5+ | Coral Gables, Fla. | W | 10-4 |
| 2019 | 6/2+ | Starkville, Miss. | L | 2-5 |

Coral Gables: Miami leads, 2-0

Starkville: Mississippi State leads, 1-0

Neutral Site: Tied, 1-1

MISSOURI

MIAMI LEADS, 1-1

| YEAR | DATE | SITE | W/L | SCORE |
|------|-------|--------------------|-----|-------|
| 2008 | 5/31+ | Coral Gables, Fla. | W | 6-5 |
| 2018 | 2/21 | Coral Gables, Fla. | L | 0-9 |

Coral Gables: Tied, 1-1

MISSOURI STATE

MIAMI LEADS, 2-1

| YEAR | DATE | SITE | W/L | SCORE |
|------|--------|--------------------|-----|-------|
| 1996 | 5/26+ | Austin, Texas | W | 8-2 |
| 2003 | 6/17\$ | Omaha, Neb. | W | 7-5 |
| 2012 | 6/2+ | Coral Gables, Fla. | L | 2-12 |

Coral Gables: Missouri State leads, 1-0

Neutral Site: Miami leads, 2-0

MONTCLAIR STATE

MIAMI LEADS, 3-0

| YEAR | DATE | SITE | W/L | SCORE |
|------|------|--------------------|-----|-------|
| 1974 | 3/25 | Coral Gables, Fla. | W | 12-3 |
| 1974 | 3/28 | Coral Gables, Fla. | W | 12-3 |
| 1983 | 3/21 | Coral Gables, Fla. | W | 11-2 |

Coral Gables: Miami leads, 3-0

MOREHEAD STATE

MIAMI LEADS, 1-0

| YEAR | DATE | SITE | W/L | SCORE |
|------|-------|--------------------|-----|-------|
| 1977 | 5/20+ | Coral Gables, Fla. | W | 6-1 |

Coral Gables: Miami leads, 1-0

MOUNT ST. MARY'S

MIAMI LEADS, 1-0

| YEAR | DATE | SITE | W/L | SCORE |
|------|------|--------------------|-----|-------|
| 2009 | 3/4 | Coral Gables, Fla. | W | 14-3 |

Coral Gables: Miami leads, 1-0

MURRAY STATE

MIAMI LEADS, 1-0

| YEAR | DATE | SITE | W/L | SCORE |
|------|-------|-------------------|-----|-------|
| 1975 | 5/24+ | Starkville, Miss. | W | 8-7 |

Neutral Site: Miami leads, 1-0

NAVY

MIAMI LEADS, 1-0

| YEAR | DATE | SITE | W/L | SCORE |
|------|------|--------------------|-----|-------|
| 1988 | 3/8 | Coral Gables, Fla. | W | 9-2 |

Coral Gables: Miami leads, 1-0

NEBRASKA

NEBRASKA LEADS, 2-0

| YEAR | DATE | SITE | W/L | SCORE |
|------|--------|---------------|-----|-------|
| 2005 | 6/10\$ | Lincoln, Neb. | L | 1-3 |
| 2005 | 6/11\$ | Lincoln, Neb. | L | 3-6 |

Lincoln: Nebraska leads, 2-0

NEW HAMPSHIRE

TIED, 1-1

| YEAR | DATE | SITE | W/L | SCORE |
|------|------|--------------------|-----|-------|
| 1972 | 3/17 | Coral Gables, Fla. | L | 4-10 |
| 1972 | 3/18 | Coral Gables, Fla. | W | 9-3 |

Coral Gables: Miami leads, 2-0

NJIT

MIAMI LEADS, 1-0

| YEAR | DATE | SITE | W/L | SCORE |
|------|------|--------------------|-----|-------|
| 2008 | 3/19 | Coral Gables, Fla. | W | 13-1 |

Coral Gables: Miami leads, 1-0

ALL-TIME SERIES RESULTS



HISTORY

NEW ORLEANS

MIAMI LEADS, 16-9

| YEAR | DATE | SITE | W/L | SCORE |
|------|------|--------------------|-----|----------|
| 1982 | 2/26 | Coral Gables, Fla. | W | 9-6 |
| 1982 | 2/27 | Coral Gables, Fla. | L | 4-5 |
| 1982 | 2/28 | Coral Gables, Fla. | L | 6-10 |
| 1983 | 4/28 | Coral Gables, Fla. | W | 11-5 |
| 1983 | 4/29 | Coral Gables, Fla. | L | 0-2 |
| 1983 | 4/30 | Coral Gables, Fla. | W | 9-5 |
| 1983 | 5/1 | Coral Gables, Fla. | W | 5-4 |
| 1983 | 5/10 | New Orleans, La. | L | 2-3 |
| 1983 | 5/11 | New Orleans, La. | W | 6-5 |
| 1984 | 3/1 | Coral Gables, Fla. | W | 2-0 |
| 1984 | 3/2 | Coral Gables, Fla. | L | 2-5 |
| 1984 | 3/3 | Coral Gables, Fla. | L | 9-15 |
| 1984 | 3/4 | Coral Gables, Fla. | W | 9-3 |
| 1985 | 2/28 | Coral Gables, Fla. | W | 8-6 |
| 1985 | 3/1 | Coral Gables, Fla. | W | 10-0 |
| 1985 | 3/2 | Coral Gables, Fla. | W | 8-3 |
| 1985 | 3/3 | Coral Gables, Fla. | W | 5-3 |
| 1987 | 4/14 | Coral Gables, Fla. | W | 9-4 |
| 1987 | 4/15 | Coral Gables, Fla. | W | 7-5 |
| 1987 | 5/17 | Coral Gables, Fla. | L | 3-6 |
| 1987 | 5/18 | Coral Gables, Fla. | L | 5-6 |
| 1987 | 2/21 | New Orleans, La. | L | 4-5 (10) |
| 1990 | 4/10 | Coral Gables, Fla. | W | 5-3 |
| 1990 | 4/11 | Coral Gables, Fla. | W | 4-2 |
| 1991 | 3/2 | New Orleans, La. | W | 12-3 |

Coral Gables: Miami leads, 14-7

New Orleans: Tied, 2-2

NEW YORK TECH

MIAMI LEADS, 16-0

| YEAR | DATE | SITE | W/L | SCORE |
|------|------|--------------------|-----|-------|
| 1978 | 3/15 | Coral Gables, Fla. | W | 7-1 |
| 1978 | 3/15 | Coral Gables, Fla. | W | 6-5 |
| 1999 | 3/26 | Coral Gables, Fla. | W | 12-3 |
| 1999 | 3/27 | Coral Gables, Fla. | W | 20-0 |
| 2000 | 5/19 | Coral Gables, Fla. | W | 6-1 |
| 2000 | 5/20 | Coral Gables, Fla. | W | 9-8 |
| 2000 | 5/21 | Coral Gables, Fla. | W | 17-3 |
| 2001 | 5/18 | Coral Gables, Fla. | W | 17-5 |
| 2001 | 5/19 | Coral Gables, Fla. | W | 14-7 |
| 2001 | 5/20 | Coral Gables, Fla. | W | 11-1 |
| 2002 | 5/24 | Coral Gables, Fla. | W | 16-1 |
| 2002 | 5/25 | Coral Gables, Fla. | W | 4-2 |
| 2002 | 5/26 | Coral Gables, Fla. | W | 11-5 |
| 2015 | 5/8 | Coral Gables, Fla. | W | 26-0 |
| 2015 | 5/9 | Coral Gables, Fla. | W | 13-1 |
| 2015 | 5/10 | Coral Gables, Fla. | W | 19-1 |

Coral Gables: Miami leads, 16-0

NEW YORK UNIVERSITY

MIAMI LEADS, 2-0

| YEAR | DATE | SITE | W/L | SCORE |
|------|------|--------------------|-----|-------|
| 1966 | 3/21 | Coral Gables, Fla. | W | 12-0 |
| 1966 | 3/22 | Coral Gables, Fla. | W | 16-2 |

Coral Gables: Miami leads, 2-0

NEWBERRY

TIED, 1-1

| YEAR | DATE | SITE | W/L | SCORE |
|------|------|----------------|-----|-------|
| 1940 | - | - | W | 13-12 |
| 1948 | 4/8 | Newberry, S.C. | L | 7-13 |

Newberry: Newberry leads, 1-0

NIAGARA

MIAMI LEADS, 1-0

| YEAR | DATE | SITE | W/L | SCORE |
|------|------|--------------------|-----|-------|
| 1988 | 4/5 | Coral Gables, Fla. | W | 15-2 |

Coral Gables: Miami leads, 1-0

NORTH CAROLINA

MIAMI LEADS, 41-36-1

| YEAR | DATE | SITE | W/L | SCORE |
|------|-------|--------------------|-----|-----------|
| 1976 | 3/8 | Coral Gables, Fla. | W | 10-2 |
| 1976 | 3/9 | Coral Gables, Fla. | W | 2-1 (10) |
| 1976 | 3/9 | Coral Gables, Fla. | W | 2-1 |
| 1976 | 3/10 | Coral Gables, Fla. | L | 4-6 |
| 1982 | 2/19 | Coral Gables, Fla. | W | 17-4 |
| 1982 | 2/20 | Coral Gables, Fla. | L | 5-6 |
| 1982 | 2/1 | Coral Gables, Fla. | W | 14-4 |
| 1987 | 5/8 | Chapel Hill, N.C. | L | 3-4 |
| 1987 | 5/9 | Chapel Hill, N.C. | W | 9-4 |
| 1987 | 5/10 | Chapel Hill, N.C. | W | 10-2 |
| 1993 | 5/22 | Chapel Hill, N.C. | L | 1-3 |
| 1995 | 2/10 | Kissimmee, Fla. | W | 12-1 |
| 1995 | 5/28+ | Coral Gables, Fla. | W | 8-4 |
| 1998 | 3/20 | Coral Gables, Fla. | W | 1-0 |
| 1998 | 3/21 | Coral Gables, Fla. | W | 8-2 |
| 1998 | 3/22 | Coral Gables, Fla. | W | 4-2 |
| 1998 | 5/22+ | Coral Gables, Fla. | L | 5-6 |
| 1998 | 5/24+ | Coral Gables, Fla. | W | 7-4 |
| 2000 | 1/30 | Orlando, Fla. | L | 0-9 |
| 2002 | 4/26 | Chapel Hill, N.C. | L | 4-5 |
| 2002 | 4/27 | Chapel Hill, N.C. | W | 4-3 |
| 2002 | 4/28 | Chapel Hill, N.C. | L | 4-5 |
| 2004 | 5/14 | Coral Gables, Fla. | L | 1-4 |
| 2004 | 5/15 | Coral Gables, Fla. | W | 4-3 |
| 2004 | 5/16 | Coral Gables, Fla. | L | 0-2 |
| 2005 | 4/15 | Chapel Hill, N.C. | W | 17-7 |
| 2005 | 4/16 | Chapel Hill, N.C. | W | 18-9 |
| 2005 | 4/17 | Chapel Hill, N.C. | T | 7-7 (10) |
| 2006 | 4/7 | Coral Gables, Fla. | L | 7-8 |
| 2006 | 4/8 | Coral Gables, Fla. | W | 9-7 |
| 2006 | 4/9 | Coral Gables, Fla. | L | 6-8 |
| 2007 | 3/9 | Chapel Hill, N.C. | L | 5-7 |
| 2007 | 3/10 | Chapel Hill, N.C. | L | 1-3 |
| 2007 | 3/11 | Chapel Hill, N.C. | L | 7-11 |
| 2008 | 5/15 | Coral Gables, Fla. | W | 12-2 |
| 2008 | 5/16 | Coral Gables, Fla. | L | 6-10 |
| 2008 | 5/17 | Coral Gables, Fla. | L | 11-12 |
| 2009 | 4/17 | Chapel Hill, N.C. | L | 0-3 |
| 2009 | 4/18 | Chapel Hill, N.C. | L | 4-5 (10) |
| 2009 | 4/19 | Chapel Hill, N.C. | L | 1-4 |
| 2010 | 4/16 | Coral Gables, Fla. | W | 7-5 |
| 2010 | 4/17 | Coral Gables, Fla. | W | 11-1 |
| 2010 | 4/18 | Coral Gables, Fla. | W | 8-7 (8) |
| 2011 | 4/23 | Chapel Hill, N.C. | W | 13-6 (10) |
| 2011 | 4/24 | Chapel Hill, N.C. | W | 5-3 |

ALL-TIME SERIES RESULTS

| YEAR | DATE | SITE | W/L | SCORE | YEAR | DATE | SITE | W/L | SCORE |
|------|-------|--------------------|-----|----------|------|-------|--------------------|-----|------------|
| 2011 | 4/25 | Chapel Hill, N.C. | L | 1-8 | 2008 | 3/14 | Raleigh, N.C. | W | 12-5 |
| 2011 | 5/26% | Durham, N.C. | W | 7-5 | 2008 | 3/15 | Raleigh, N.C. | W | 2-1 |
| 2012 | 4/6 | Coral Gables, Fla. | W | 8-0 | 2008 | 3/16 | Raleigh, N.C. | L | 10-11 |
| 2012 | 4/7 | Coral Gables, Fla. | W | 4-3 (14) | 2008 | 5/24% | Jacksonville, Fla. | W | 5-2 |
| 2012 | 4/8 | Coral Gables, Fla. | W | 4-0 | 2009 | 3/6 | Coral Gables, Fla. | W | 7-6 (12) |
| 2012 | 5/24% | Greensboro, N.C. | W | 5-3 | 2009 | 3/7 | Coral Gables, Fla. | W | 4-0 |
| 2013 | 3/15 | Chapel Hill, N.C. | W | 4-1 | 2009 | 3/8 | Coral Gables, Fla. | W | 9-7 |
| 2013 | 3/16 | Chapel Hill, N.C. | L | 2-14 | 2010 | 3/26 | Raleigh, N.C. | W | 6-5 |
| 2013 | 3/17 | Chapel Hill, N.C. | L | 1-4 | 2010 | 3/27 | Raleigh, N.C. | L | 6-7 (11) |
| 2013 | 5/23% | Durham, N.C. | L | 10-0 (8) | 2010 | 3/28 | Raleigh, N.C. | W | 4-0 |
| 2014 | 5/16 | Coral Gables, Fla. | W | 6-5 (16) | 2011 | 4/8 | Coral Gables, Fla. | W | 4-1 |
| 2014 | 5/16 | Coral Gables, Fla. | L | 2-11 | 2011 | 4/9 | Coral Gables, Fla. | W | 14-13 (10) |
| 2014 | 5/17 | Coral Gables, Fla. | W | 2-0 | 2011 | 4/10 | Coral Gables, Fla. | W | 3-0 |
| 2015 | 3/27 | Chapel Hill, N.C. | W | 4-3 | 2012 | 3/23% | Greensboro, N.C. | L | 2-3 |
| 2015 | 3/28 | Chapel Hill, N.C. | W | 4-3 (11) | 2013 | 5/24% | Durham, N.C. | L | 1-7 |
| 2015 | 3/29 | Chapel Hill, N.C. | L | 3-10 | 2014 | 3/28 | Raleigh, N.C. | W | 2-1 |
| 2016 | 4/1 | Coral Gables, Fla. | W | 10-4 | 2014 | 3/29 | Raleigh, N.C. | W | 2-1 |
| 2016 | 4/2 | Coral Gables, Fla. | W | 7-3 | 2014 | 3/30 | Raleigh, N.C. | W | 12-5 |
| 2016 | 4/3 | Coral Gables, Fla. | W | 7-4 | 2015 | 3/13 | Coral Gables, Fla. | W | 3-2 (10) |
| 2017 | 3/24 | Chapel Hill, N.C. | L | 2-7 | 2015 | 3/14 | Coral Gables, Fla. | W | 9-2 |
| 2017 | 3/25 | Chapel Hill, N.C. | L | 3-6 | 2015 | 3/15 | Coral Gables, Fla. | W | 6-0 |
| 2017 | 3/26 | Chapel Hill, N.C. | W | 6-2 | 2015 | 5/22% | Durham, N.C. | L | 4-5 (12) |
| 2017 | 5/27% | Louisville, Ky. | L | 4-12 | 2016 | 5/26 | Durham, N.C. | W | 8-7 |
| 2018 | 4/6 | Coral Gables, Fla. | L | 4-8 (12) | 2017 | 3/17 | Raleigh, N.C. | L | 3-5 |
| 2018 | 4/7 | Coral Gables, Fla. | L | 6-9 | 2017 | 3/18 | Raleigh, N.C. | L | 2-5 |
| 2018 | 4/8 | Coral Gables, Fla. | W | 7-5 (5) | 2017 | 3/19 | Raleigh, N.C. | W | 7-5 |
| 2019 | 3/15 | Chapel Hill, N.C. | W | 6-4 | 2019 | 3/22 | Coral Gables, Fla. | L | 3-6 |
| 2019 | 3/16 | Chapel Hill, N.C. | L | 3-9 | 2019 | 3/23 | Coral Gables, Fla. | L | 6-7 |
| 2019 | 3/17 | Chapel Hill, N.C. | L | 5-8 | 2019 | 3/24 | Coral Gables, Fla. | L | 4-6 |
| 2019 | 5/24% | Durham, N.C. | L | 5-7(11) | 2021 | 3/5 | Raleigh, N.C. | L | 5-11 |
| 2021 | 4/23 | Chapel Hill, N.C. | L | 2-4 | 2021 | 3/6 | Raleigh, N.C. | W | 6-4 |
| 2021 | 4/24 | Chapel Hill, N.C. | L | 5-6 | 2021 | 3/7 | Raleigh, N.C. | W | 6-4 |
| 2021 | 4/25 | Chapel Hill, N.C. | W | 8-1 | | | | | |

Coral Gables: Miami leads, 25-12
Chapel Hill: North Carolina leads, 20-13-1
Neutral Site: North Carolina leads, 4-3

Coral Gables: Miami leads, 20-8
Raleigh: Miami leads, 13-7
Neutral Site: NC State leads, 5-4

NORTH CAROLINA STATE

MIAMI LEADS, 37-20

| YEAR | DATE | SITE | W/L | SCORE |
|------|-------|--------------------|-----|-----------|
| 1989 | 5/19 | Chapel Hill, N.C. | W | 7-4 |
| 1990 | 5/28+ | Coral Gables, Fla. | W | 6-1 |
| 1991 | 3/5 | Coral Gables, Fla. | W | 11-3 |
| 1991 | 3/6 | Coral Gables, Fla. | L | 2-4 |
| 1992 | 5/24 | Coral Gables, Fla. | W | 5-4 |
| 1993 | 5/21 | Chapel Hill, N.C. | L | 7-14 |
| 1999 | 4/9 | Coral Gables, Fla. | W | 7-4 |
| 1999 | 4/10 | Coral Gables, Fla. | L | 9-13 |
| 1999 | 4/11 | Coral Gables, Fla. | W | 7-6 |
| 2000 | 4/21 | Durham, N.C. | W | 12-0 |
| 2000 | 4/22 | Raleigh, N.C. | W | 19-1 |
| 2000 | 4/23 | Raleigh, N.C. | L | 4-5 |
| 2003 | 6/7\$ | Coral Gables, Fla. | W | 10-9 |
| 2003 | 6/8\$ | Coral Gables, Fla. | W | 11-5 (11) |
| 2004 | 6/5+ | Coral Gables, Fla. | W | 19-5 |
| 2005 | 3/4 | Coral Gables, Fla. | W | 6-1 |
| 2005 | 3/5 | Coral Gables, Fla. | L | 5-11 |
| 2005 | 3/6 | Coral Gables, Fla. | W | 13-7 |
| 2005 | 5/25% | Jacksonville, Fla. | L | 1-2 |
| 2006 | 4/28 | Raleigh, N.C. | L | 2-9 |
| 2006 | 4/29 | Raleigh, N.C. | W | 9-6 |
| 2006 | 4/30 | Raleigh, N.C. | W | 12-10 |
| 2007 | 4/13 | Coral Gables, Fla. | L | 3-5 |
| 2007 | 4/14 | Coral Gables, Fla. | W | 5-1 |
| 2007 | 4/15 | Coral Gables, Fla. | L | 9-19 |

NORTH FLORIDA

MIAMI LEADS, 4-2

| YEAR | DATE | SITE | W/L | SCORE |
|------|------|--------------------|-----|-------|
| 1990 | 4/6 | Coral Gables, Fla. | W | 3-1 |
| 1991 | 4/9 | Coral Gables, Fla. | W | 8-7 |
| 1992 | 4/15 | Coral Gables, Fla. | W | 3-2 |
| 2007 | 4/18 | Coral Gables, Fla. | L | 2-3 |
| 2008 | 5/13 | Coral Gables, Fla. | W | 5-2 |
| 2009 | 4/28 | Coral Gables, Fla. | L | 1-10 |

Coral Gables: Miami leads, 4-2

NORTHEASTERN

MIAMI LEADS, 10-0

| YEAR | DATE | SITE | W/L | SCORE |
|------|------|--------------------|-----|----------|
| 1990 | 3/28 | Coral Gables, Fla. | W | 12-1 |
| 1991 | 3/29 | Coral Gables, Fla. | W | 9-3 |
| 1991 | 3/30 | Coral Gables, Fla. | W | 17-4 (7) |
| 1991 | 3/30 | Coral Gables, Fla. | W | 8-1 |
| 1994 | 3/29 | Coral Gables, Fla. | W | 2-0 |
| 1995 | 3/29 | Coral Gables, Fla. | W | 11-4 |
| 2001 | 3/23 | Coral Gables, Fla. | W | 5-3 |
| 2001 | 3/24 | Coral Gables, Fla. | W | 5-2 |
| 2001 | 3/25 | Coral Gables, Fla. | W | 5-3 |
| 2005 | 3/2 | Coral Gables, Fla. | W | 5-1 |

Coral Gables: Miami leads, 10-0

ALL-TIME SERIES RESULTS



HISTORY

NORTHERN IOWA

MIAMI LEADS, 2-0

| YEAR | DATE | SITE | W/L | SCORE |
|------|------|--------------------|-----|-------|
| 1973 | 3/27 | Coral Gables, Fla. | W | 17-1 |
| 1973 | 3/30 | Coral Gables, Fla. | W | 6-4 |

Coral Gables: Miami leads, 2-0

NORTHWESTERN

MIAMI LEADS, 2-0

| YEAR | DATE | SITE | W/L | SCORE |
|------|------|--------------------|-----|-------|
| 2000 | 3/22 | Coral Gables, Fla. | W | 4-2 |
| 2002 | 3/26 | Coral Gables, Fla. | W | 5-3 |

Coral Gables: Miami leads, 2-0

NOTRE DAME

MIAMI LEADS, 21-7

| YEAR | DATE | SITE | W/L | SCORE |
|------|-------|--------------------|-----|----------|
| 1970 | 3/30 | Coral Gables, Fla. | W | 7-3 (7) |
| 1970 | 3/30 | Coral Gables, Fla. | W | 6-2 (7) |
| 1989 | 3/8 | Coral Gables, Fla. | L | 2-4 |
| 1992 | 3/27 | Coral Gables, Fla. | L | 1-2 |
| 1992 | 3/28 | Coral Gables, Fla. | W | 18-6 |
| 1992 | 3/29 | Coral Gables, Fla. | W | 6-5 (11) |
| 1992 | 5/23+ | Coral Gables, Fla. | L | 3-6 |
| 1992 | 5/25+ | Coral Gables, Fla. | W | 5-1 |
| 1994 | 4/2 | South Bend, Ind. | W | 19-7 |
| 1994 | 4/2 | South Bend, Ind. | W | 5-2 |
| 1994 | 4/3 | South Bend, Ind. | W | 4-2 |
| 1995 | 3/24 | Coral Gables, Fla. | W | 9-4 |
| 1995 | 3/25 | Coral Gables, Fla. | W | 12-4 |
| 1995 | 3/26 | Coral Gables, Fla. | L | 2-5 |
| 1998 | 2/20 | Coral Gables, Fla. | W | 18-3 |
| 1998 | 2/21 | Coral Gables, Fla. | W | 27-2 |
| 1998 | 2/22 | Coral Gables, Fla. | W | 17-3 |
| 1999 | 5/11 | South Bend, Ind. | W | 5-3 |
| 1999 | 5/12 | South Bend, Ind. | L | 0-1 |
| 2014 | 4/19 | Coral Gables, Fla. | W | 3-2 |
| 2014 | 4/20 | Coral Gables, Fla. | L | 4-7 |
| 2014 | 4/21 | Coral Gables, Fla. | W | 6-3 |
| 2015 | 5/23% | Durham, N.C. | W | 6-5 |
| 2016 | 4/10 | South Bend, Ind. | W | 10-2 |
| 2018 | 3/9 | Coral Gables, Fla. | W | 3-0 |
| 2018 | 3/10 | Coral Gables, Fla. | W | 9-0 |
| 2018 | 3/10 | Coral Gables, Fla. | L | 5-9 (10) |
| 2018 | 5/22% | Durham, N.C. | W | 6-2 |

Coral Gables: Miami leads, 14-6

South Bend: Miami leads, 5-1

Neutral: Miami leads, 2-0

NOVA SOUTHEASTERN

MIAMI LEADS, 5-0

| YEAR | DATE | SITE | W/L | SCORE |
|------|------|--------------------|-----|-------|
| 1990 | 4/27 | Coral Gables, Fla. | W | 19-2 |
| 1992 | 4/29 | Coral Gables, Fla. | W | 12-5 |
| 1993 | 4/21 | Coral Gables, Fla. | W | 9-4 |
| 1996 | 4/2 | Coral Gables, Fla. | W | 13-2 |
| 2016 | 4/12 | Coral Gables, Fla. | W | 8-3 |

Coral Gables: Miami leads, 5-0

OHIO STATE

OHIO STATE LEADS, 15-12-2

| YEAR | DATE | SITE | W/L | SCORE |
|------|------|--------------------|-----|----------|
| 1959 | 3/21 | Coral Gables, Fla. | L | 0-4 |
| 1961 | 3/18 | Coral Gables, Fla. | W | 6-5 |
| 1961 | 3/18 | Coral Gables, Fla. | T | 2-2 |
| 1961 | 3/21 | Coral Gables, Fla. | T | 4-4 |
| 1961 | 3/22 | Coral Gables, Fla. | L | 4-6 |
| 1962 | 3/19 | Coral Gables, Fla. | W | 4-1 |
| 1962 | 3/20 | Coral Gables, Fla. | L | 8-12 |
| 1962 | 3/21 | Coral Gables, Fla. | W | 7-3 |
| 1963 | 3/16 | Coral Gables, Fla. | L | 3-4 (11) |
| 1964 | 3/23 | Coral Gables, Fla. | L | 7-10 |
| 1964 | 3/24 | Coral Gables, Fla. | L | 4-8 |
| 1964 | 3/25 | Coral Gables, Fla. | L | 1-3 |
| 1964 | 3/28 | Coral Gables, Fla. | L | 2-4 |
| 1966 | 3/19 | Coral Gables, Fla. | L | 3-10 |
| 1966 | 3/19 | Coral Gables, Fla. | W | 7-6 |
| 1966 | 3/26 | Coral Gables, Fla. | L | 0-5 |
| 1968 | 3/20 | Coral Gables, Fla. | L | 1-3 |
| 1968 | 3/22 | Coral Gables, Fla. | L | 1-3 |
| 1970 | 3/25 | Coral Gables, Fla. | L | 5-12 |
| 1971 | 3/23 | Coral Gables, Fla. | W | 7-6 |
| 1971 | 3/26 | Coral Gables, Fla. | W | 12-2 |
| 1972 | 3/21 | Coral Gables, Fla. | W | 13-3 |
| 1972 | 3/24 | Coral Gables, Fla. | L | 4-7 |
| 1973 | 3/19 | Coral Gables, Fla. | W | 6-5 |
| 1973 | 3/23 | Coral Gables, Fla. | W | 10-4 |
| 1974 | 3/19 | Coral Gables, Fla. | W | 16-1 |
| 1974 | 3/22 | Coral Gables, Fla. | W | 5-0 |
| 1999 | 3/6 | Coral Gables, Fla. | W | 23-3 |
| 2009 | 3/24 | Coral Gables, Fla. | L | 1-7 |

Coral Gables: Ohio State leads, 15-12-2

OKLAHOMA

OKLAHOMA LEADS, 2-1

| YEAR | DATE | SITE | W/L | SCORE |
|------|-------|----------------------|-----|-------|
| 1974 | 6/10# | Omaha, Neb. | W | 5-1 |
| 1976 | 5/28+ | Arlington, Texas | L | 3-11 |
| 1985 | 4/6 | Oklahoma City, Okla. | L | 1-7 |

Neutral Site: Oklahoma leads, 2-1

OKLAHOMA STATE

MIAMI LEADS, 5-4

| YEAR | DATE | SITE | W/L | SCORE |
|------|-------|--------------------|-----|-------|
| 1979 | 3/12 | Coral Gables, Fla. | L | 1-2 |
| 1979 | 3/15 | Coral Gables, Fla. | W | 6-0 |
| 1980 | 3/14 | Coral Gables, Fla. | W | 2-1 |
| 1981 | 6/3# | Omaha, Neb. | L | 6-12 |
| 1985 | 6/6# | Omaha, Neb. | W | 2-1 |
| 1986 | 5/31# | Omaha, Neb. | W | 6-2 |
| 2001 | 2/11 | Coral Gables, Fla. | L | 3-9 |
| 2013 | 5/31+ | Louisville, Ky. | W | 7-0 |
| 2013 | 6/2+ | Louisville, Ky. | L | 1-7 |

Coral Gables: Tied, 2-2

Neutral Site: Miami leads, 3-2

ALL-TIME SERIES RESULTS

ORAL ROBERTS

MIAMI LEADS, 9-4

| YEAR | DATE | SITE | W/L | SCORE |
|------|------|--------------------|-----|-------|
| 1978 | 6/5# | Omaha, Neb. | W | 5-3 |
| 1984 | 5/14 | Tulsa, Okla. | W | 13-4 |
| 1984 | 5/15 | Tulsa, Okla. | L | 3-4 |
| 1997 | 5/15 | Coral Gables, Fla. | W | 20-3 |
| 1997 | 5/16 | Coral Gables, Fla. | W | 7-3 |
| 1997 | 5/17 | Coral Gables, Fla. | W | 7-3 |
| 2003 | 4/4 | Coral Gables, Fla. | W | 8-5 |
| 2003 | 4/5 | Coral Gables, Fla. | L | 1-18 |
| 2003 | 4/6 | Coral Gables, Fla. | W | 11-8 |
| 2005 | 3/31 | Coral Gables, Fla. | W | 1-0 |
| 2005 | 4/1 | Coral Gables, Fla. | W | 17-6 |
| 2005 | 4/2 | Coral Gables, Fla. | L | 3-4 |
| 2005 | 4/3 | Coral Gables, Fla. | L | 8-12 |

Coral Gables: Miami leads, 7-3

Tulsa: Tied, 1-1

Neutral Site: Miami leads, 1-0

OREGON STATE

TIED, 1-1

| YEAR | DATE | SITE | W/L | SCORE |
|------|-------|-------------|-----|-------|
| 2006 | 6/17# | Omaha, Neb. | W | 11-1 |
| 2006 | 6/20# | Omaha, Neb. | L | 1-8 |

Neutral Site: Tied, 1-1

PACE

MIAMI LEADS, 10-0

| YEAR | DATE | SITE | W/L | SCORE |
|------|------|--------------------|-----|-------|
| 1969 | 4/7 | Coral Gables, Fla. | W | 11-4 |
| 1969 | 4/11 | Coral Gables, Fla. | W | 11-4 |
| 1969 | 4/12 | Coral Gables, Fla. | W | 3-1 |
| 1971 | 4/16 | Coral Gables, Fla. | W | 9-1 |
| 1989 | 3/15 | Coral Gables, Fla. | W | 6-3 |
| 1992 | 3/15 | Coral Gables, Fla. | W | 12-0 |
| 1994 | 3/9 | Coral Gables, Fla. | W | 8-2 |
| 2003 | 5/2 | Coral Gables, Fla. | W | 27-1 |
| 2003 | 5/3 | Coral Gables, Fla. | W | 23-1 |
| 2003 | 5/4 | Coral Gables, Fla. | W | 20-2 |

Coral Gables: Miami leads, 10-0

PENN STATE

MIAMI LEADS, 7-0

| YEAR | DATE | SITE | W/L | SCORE |
|------|------|--------------------|-----|-------|
| 1970 | 3/23 | Coral Gables, Fla. | W | 5-4 |
| 1971 | 3/29 | Coral Gables, Fla. | W | 10-1 |
| 1971 | 4/1 | Coral Gables, Fla. | W | 6-5 |
| 2004 | 3/27 | Coral Gables, Fla. | W | 6-1 |
| 2004 | 3/27 | Coral Gables, Fla. | W | 1-0 |
| 2004 | 3/28 | Coral Gables, Fla. | W | 11-3 |
| 2008 | 3/11 | Coral Gables, Fla. | W | 10-0 |

Coral Gables: Miami leads, 7-0

PENNSYLVANIA

MIAMI LEADS, 1-0

| YEAR | DATE | SITE | W/L | SCORE |
|------|------|--------------------|-----|-------|
| 1991 | 3/14 | Coral Gables, Fla. | W | 9-3 |

Coral Gables: Miami leads, 1-0

PEPPERDINE

PEPPERDINE LEADS, 1-0

| YEAR | DATE | SITE | W/L | SCORE |
|------|------|-------------|-----|-------|
| 1979 | 6/2# | Omaha, Neb. | L | 3-9 |

Neutral Site: Pepperdine leads, 1-0

PITTSBURGH

MIAMI LEADS, 23-7

| YEAR | DATE | SITE | W/L | SCORE |
|------|------|--------------------|-----|----------|
| 1969 | 3/25 | Coral Gables, Fla. | W | 8-2 |
| 1969 | 3/26 | Coral Gables, Fla. | W | 8-2 |
| 1969 | 3/30 | Coral Gables, Fla. | W | 3-1 |
| 2001 | 3/7 | Coral Gables, Fla. | W | 6-2 |
| 2005 | 3/8 | Coral Gables, Fla. | W | 3-0 |
| 2009 | 3/11 | Coral Gables, Fla. | W | 11-6 |
| 2014 | 4/11 | Coral Gables, Fla. | W | 12-2 |
| 2014 | 4/12 | Coral Gables, Fla. | W | 1-0 |
| 2014 | 4/13 | Coral Gables, Fla. | W | 7-2 |
| 2015 | 5/2 | Pittsburgh, Pa. | W | 9-5 |
| 2015 | 5/2 | Pittsburgh, Pa. | W | 12-0 |
| 2015 | 5/3 | Pittsburgh, Pa. | W | 9-3 |
| 2016 | 5/13 | Coral Gables, Fla. | W | 7-6 |
| 2016 | 5/14 | Coral Gables, Fla. | W | 4-3 (11) |
| 2016 | 5/15 | Coral Gables, Fla. | W | 8-4 |
| 2017 | 4/14 | Pittsburgh, Pa. | L | 3-10 |
| 2017 | 4/14 | Pittsburgh, Pa. | W | 1-0 |
| 2017 | 4/15 | Pittsburgh, Pa. | W | 5-3 |
| 2018 | 4/20 | Coral Gables, Fla. | L | 1-2 |
| 2018 | 4/21 | Coral Gables, Fla. | L | 0-3 |
| 2018 | 4/21 | Coral Gables, Fla. | W | 3-0 |
| 2019 | 3/29 | Pittsburgh, Pa. | W | 13-10 |
| 2019 | 3/30 | Pittsburgh, Pa. | L | 10-11 |
| 2019 | 3/31 | Pittsburgh, Pa. | W | 5-3 |
| 2020 | 3/6 | Coral Gables, Fla. | W | 5-4 (11) |
| 2020 | 3/7 | Coral Gables, Fla. | W | 5-0 |
| 2020 | 3/8 | Coral Gables, Fla. | W | 14-2 |
| 2021 | 4/9 | Pittsburgh, Pa. | L | 6-12 |
| 2021 | 4/10 | Pittsburgh, Pa. | L | 4-6 |
| 2021 | 4/11 | Pittsburgh, Pa. | L | 5-12 |

Coral Gables: Miami leads, 16-2

Pittsburgh: Miami leads, 7-5

PORTLAND

MIAMI LEADS, 1-0

| YEAR | DATE | SITE | W/L | SCORE |
|------|-------|----------------|-----|-------|
| 1991 | 5/23+ | Fresno, Calif. | W | 13-1 |

Neutral Site: Miami leads, 1-0

ALL-TIME SERIES RESULTS



HISTORY

PRINCETON

MIAMI LEADS, 4-0

| YEAR | DATE | SITE | W/L | SCORE |
|------|-------|--------------------|-----|-------|
| 1985 | 5/24+ | Coral Gables, Fla. | W | 22-6 |
| 1999 | 3/12 | Coral Gables, Fla. | W | 16-1 |
| 1999 | 3/13 | Coral Gables, Fla. | W | 16-1 |
| 1999 | 3/14 | Coral Gables, Fla. | W | 15-6 |

Coral Gables: Miami leads, 4-0

PROVIDENCE

MIAMI LEADS, 1-0

| YEAR | DATE | SITE | W/L | SCORE |
|------|------|--------------------|-----|-------|
| 1992 | 3/5 | Coral Gables, Fla. | W | 4-0 |

Coral Gables: Miami leads, 1-0

PURDUE

MIAMI LEADS, 1-0

| YEAR | DATE | SITE | W/L | SCORE |
|------|------|--------------------|-----|-------|
| 1988 | 3/6 | Coral Gables, Fla. | W | 8-7 |

Coral Gables: Miami leads, 1-0

RHODE ISLAND

RHODE ISLAND LEADS, 1-0

| YEAR | DATE | SITE | W/L | SCORE |
|------|------|--------------------|-----|-------|
| 2009 | 3/3 | Coral Gables, Fla. | L | 0-3 |

Coral Gables: Rhode Island leads, 1-0

RICE

MIAMI LEADS, 5-2

| YEAR | DATE | SITE | W/L | SCORE |
|------|-------|--------------------|-----|-------|
| 1985 | 3/5 | Coral Gables, Fla. | W | 7-3 |
| 1985 | 3/6 | Coral Gables, Fla. | W | 11-3 |
| 1993 | 5/7 | Coral Gables, Fla. | W | 6-5 |
| 1993 | 5/8 | Coral Gables, Fla. | W | 13-5 |
| 1993 | 5/9 | Coral Gables, Fla. | L | 2-3 |
| 1999 | 6/11# | Omaha, Neb. | W | 8-4 |
| 2006 | 6/19# | Omaha, Neb. | L | 2-3 |

Coral Gables: Miami leads, 4-1

Neutral Site: Tied, 1-1

RICHMOND

MIAMI LEADS, 1-0

| YEAR | DATE | SITE | W/L | SCORE |
|------|-------|--------------------|-----|-------|
| 1997 | 5/22+ | Coral Gables, Fla. | W | 11-4 |

Coral Gables: Miami leads, 1-0

RIDER

MIAMI LEADS, 1-0

| YEAR | DATE | SITE | W/L | SCORE |
|------|-------|--------------------|-----|-------|
| 1994 | 5/27+ | Coral Gables, Fla. | W | 17-4 |

Coral Gables: Miami leads, 1-0

ROLLINS

ROLLINS LEADS, 51-36

| YEAR | DATE | SITE | W/L | SCORE |
|------|------|--------------------|-----|----------|
| 1940 | - | - | L | 2-16 |
| 1940 | - | - | L | 5-13 |
| 1947 | 4/11 | Winter Park, Fla. | L | 2-4 |
| 1947 | 5/3 | Coral Gables, Fla. | W | 6-3 |
| 1947 | 5/3 | Coral Gables, Fla. | W | 9-8 |
| 1948 | 4/2 | Winter Park, Fla. | L | 3-4 |
| 1948 | 4/3 | Winter Park, Fla. | L | 4-8 |
| 1948 | 4/30 | Coral Gables, Fla. | L | 6-8 (10) |
| 1948 | 5/1 | Coral Gables, Fla. | L | 1-2 |
| 1949 | 4/15 | Winter Park, Fla. | L | 1-13 |
| 1949 | 4/16 | Winter Park, Fla. | L | 0-3 |
| 1949 | 5/6 | Coral Gables, Fla. | L | 0-2 |
| 1949 | 5/7 | Coral Gables, Fla. | W | 5-4 |
| 1950 | 4/14 | Coral Gables, Fla. | W | 4-0 |
| 1950 | 4/15 | Coral Gables, Fla. | L | 1-6 |
| 1950 | 5/5 | Winter Park, Fla. | L | 8-10 |
| 1950 | 5/6 | Winter Park, Fla. | L | 1-7 |
| 1951 | 3/30 | Coral Gables, Fla. | W | 5-4 |
| 1951 | 3/31 | Coral Gables, Fla. | W | 4-3 |
| 1951 | 4/27 | Winter Park, Fla. | W | 5-2 |
| 1951 | 4/29 | Winter Park, Fla. | W | 7-6 |
| 1952 | 4/25 | Winter Park, Fla. | L | 1-4 |
| 1952 | 4/26 | Winter Park, Fla. | W | 7-1 |
| 1952 | 4/28 | Coral Gables, Fla. | W | 7-6 |
| 1952 | 4/29 | Coral Gables, Fla. | L | 1-2 |
| 1953 | 4/17 | Coral Gables, Fla. | L | 0-9 |
| 1953 | 4/18 | Coral Gables, Fla. | W | 9-8 |
| 1953 | 4/24 | Winter Park, Fla. | W | 10-9 |
| 1953 | 4/25 | Winter Park, Fla. | L | 1-3 |
| 1954 | 4/9 | Winter Park, Fla. | L | 7-8 |
| 1954 | 4/10 | Winter Park, Fla. | L | 1-6 |
| 1954 | 5/7 | Coral Gables, Fla. | W | 4-2 |
| 1954 | 5/8 | Coral Gables, Fla. | L | 3-6 |
| 1955 | 4/22 | Winter Park, Fla. | L | 2-11 |
| 1955 | 4/23 | Winter Park, Fla. | L | 5-12 |
| 1955 | 5/6 | Coral Gables, Fla. | L | 3-8 |
| 1955 | 5/7 | Coral Gables, Fla. | L | 2-8 |
| 1956 | 4/16 | Coral Gables, Fla. | L | 1-6 |
| 1956 | 4/21 | Winter Park, Fla. | L | 4-7 |
| 1957 | 4/12 | Coral Gables, Fla. | L | 4-6 |
| 1957 | 4/13 | Coral Gables, Fla. | W | 8-6 |
| 1958 | 4/11 | Winter Park, Fla. | W | 13-3 |
| 1959 | 4/10 | Coral Gables, Fla. | L | 2-3 |
| 1959 | 4/11 | Coral Gables, Fla. | W | 13-2 |
| 1959 | 4/24 | Winter Park, Fla. | L | 0-4 |
| 1959 | 4/25 | Winter Park, Fla. | W | 12-7 |
| 1960 | 3/18 | Coral Gables, Fla. | L | 1-2 |
| 1960 | 3/19 | Coral Gables, Fla. | W | 7-1 |
| 1960 | 4/13 | Winter Park, Fla. | W | 13-4 |
| 1960 | 4/14 | Winter Park, Fla. | W | 7-2 |
| 1961 | 3/16 | Coral Gables, Fla. | W | 8-3 |
| 1961 | 3/17 | Coral Gables, Fla. | W | 5-4 |
| 1961 | 4/12 | Winter Park, Fla. | L | 2-7 |
| 1961 | 4/13 | Winter Park, Fla. | L | 3-4 (13) |
| 1962 | 4/20 | Coral Gables, Fla. | L | 3-7 |

ALL-TIME SERIES RESULTS

| YEAR | DATE | SITE | W/L | SCORE | YEAR | DATE | SITE | W/L | SCORE |
|------|------|--------------------|-----|----------|------|------|--------------------|-----|----------|
| 1962 | 4/21 | Coral Gables, Fla. | W | 1-0 | 1996 | 3/8 | Coral Gables, Fla. | L | 4-5 |
| 1962 | 4/21 | Coral Gables, Fla. | L | 0-2 | 1996 | 3/9 | Coral Gables, Fla. | W | 12-3 |
| 1963 | 4/26 | Winter Park, Fla. | L | 2-4 | 1998 | 3/13 | Coral Gables, Fla. | W | 9-4 |
| 1963 | 4/27 | Winter Park, Fla. | L | 1-3 | 1998 | 3/14 | Coral Gables, Fla. | W | 10-2 |
| 1963 | 4/27 | Winter Park, Fla. | L | 2-3 | 1998 | 3/15 | Coral Gables, Fla. | W | 18-6 |
| 1964 | 5/1 | Coral Gables, Fla. | L | 8-9 | 2000 | 3/10 | Coral Gables, Fla. | W | 6-5 |
| 1964 | 5/2 | Coral Gables, Fla. | W | 3-1 | 2000 | 3/11 | Coral Gables, Fla. | L | 6-11 |
| 1964 | 5/2 | Coral Gables, Fla. | L | 1-12 | 2000 | 3/12 | Coral Gables, Fla. | W | 5-3 |
| 1965 | 4/9 | Winter Park, Fla. | L | 2-7 | 2001 | 3/9 | Coral Gables, Fla. | L | 4-6 (11) |
| 1965 | 4/10 | Winter Park, Fla. | L | 2-3 | 2001 | 3/10 | Coral Gables, Fla. | W | 13-2 |
| 1965 | 4/10 | Winter Park, Fla. | W | 6-3 | 2001 | 3/11 | Coral Gables, Fla. | L | 6-9 |
| 1966 | 5/6 | Coral Gables, Fla. | W | 7-0 | 2002 | 3/15 | Coral Gables, Fla. | L | 3-4 |
| 1966 | 5/7 | Coral Gables, Fla. | W | 3-2 | 2002 | 3/16 | Coral Gables, Fla. | W | 8-3 |
| 1967 | 5/5 | Winter Park, Fla. | L | 5-6 | 2002 | 3/17 | Coral Gables, Fla. | L | 5-9 |
| 1967 | 5/6 | Winter Park, Fla. | L | 5-10 | 2003 | 3/14 | Coral Gables, Fla. | W | 15-5 |
| 1968 | 5/3 | Coral Gables, Fla. | W | 6-5 | 2003 | 3/16 | Coral Gables, Fla. | L | 7-8 |
| 1968 | 5/4 | Coral Gables, Fla. | W | 4-2 | 2004 | 3/12 | Coral Gables, Fla. | W | 12-2 |
| 1969 | 5/2 | Winter Park, Fla. | W | 5-0 (7) | 2004 | 3/13 | Coral Gables, Fla. | W | 10-5 |
| 1969 | 5/3 | Winter Park, Fla. | L | 1-3 (7) | 2004 | 3/14 | Coral Gables, Fla. | W | 6-5 |
| 1970 | 5/1 | Coral Gables, Fla. | L | 0-2 | 2005 | 3/16 | Coral Gables, Fla. | W | 13-2 |
| 1970 | 5/2 | Coral Gables, Fla. | L | 2-8 | 2007 | 3/14 | Coral Gables, Fla. | W | 4-1 |
| 1971 | 5/7 | Winter Park, Fla. | W | 8-7 | 2009 | 2/20 | Coral Gables, Fla. | W | 6-1 |
| 1971 | 5/8 | Winter Park, Fla. | L | 0-5 | 2009 | 2/21 | Coral Gables, Fla. | W | 4-2 |
| 1972 | 4/3 | Coral Gables, Fla. | W | 5-4 (10) | 2009 | 2/21 | Coral Gables, Fla. | L | 4-5 |
| 1972 | 4/3 | Coral Gables, Fla. | L | 3-10 | 2009 | 2/22 | Coral Gables, Fla. | W | 18-9 |
| 1973 | 5/7 | Winter Park, Fla. | W | 6-4 | 2010 | 2/19 | Coral Gables, Fla. | W | 12-1 |
| 1973 | 5/8 | Winter Park, Fla. | W | 6-2 | 2010 | 2/20 | Coral Gables, Fla. | W | 10-8 |
| 1974 | 4/12 | Coral Gables, Fla. | W | 9-6 | 2010 | 2/21 | Coral Gables, Fla. | W | 9-7 |
| 1974 | 4/13 | Coral Gables, Fla. | L | 4-8 | 2011 | 2/18 | Coral Gables, Fla. | W | 2-1 (11) |
| 1975 | 5/8 | Winter Park, Fla. | L | 5-6 | 2011 | 2/19 | Coral Gables, Fla. | L | 5-6 (10) |
| 1992 | 4/5 | Coral Gables, Fla. | W | 9-1 | 2011 | 2/20 | Coral Gables, Fla. | W | 5-3 |
| 1994 | 4/5 | Coral Gables, Fla. | L | 2-4 | 2012 | 2/17 | Coral Gables, Fla. | W | 6-2 |
| | | | | | 2012 | 2/18 | Coral Gables, Fla. | W | 4-1 |
| | | | | | 2012 | 2/19 | Coral Gables, Fla. | W | 9-7 |
| | | | | | 2013 | 2/16 | Coral Gables, Fla. | W | 5-4 |
| | | | | | 2013 | 2/16 | Coral Gables, Fla. | W | 4-1 (7) |
| | | | | | 2013 | 2/17 | Coral Gables, Fla. | W | 7-0 |
| | | | | | 2015 | 2/13 | Coral Gables, Fla. | W | 5-2 |
| | | | | | 2015 | 2/14 | Coral Gables, Fla. | W | 9-5 |
| | | | | | 2015 | 2/14 | Coral Gables, Fla. | W | 9-3 |
| | | | | | 2015 | 2/15 | Coral Gables, Fla. | W | 25-4 |
| | | | | | 2016 | 2/19 | Coral Gables, Fla. | W | 4-1 |
| | | | | | 2016 | 2/20 | Coral Gables, Fla. | W | 2-0 |
| | | | | | 2016 | 2/21 | Coral Gables, Fla. | W | 8-1 |
| | | | | | 2017 | 2/17 | Coral Gables, Fla. | W | 3-0 |
| | | | | | 2017 | 2/18 | Coral Gables, Fla. | W | 8-4 |
| | | | | | 2017 | 2/19 | Coral Gables, Fla. | L | 6-17 |
| | | | | | 2018 | 2/16 | Coral Gables, Fla. | W | 7-1 |
| | | | | | 2018 | 2/17 | Coral Gables, Fla. | W | 8-5 |
| | | | | | 2018 | 2/18 | Coral Gables, Fla. | L | 5-7 |
| | | | | | 2019 | 2/15 | Coral Gables, Fla. | W | 19-3 |
| | | | | | 2019 | 2/16 | Coral Gables, Fla. | W | 7-1 |
| | | | | | 2019 | 2/17 | Coral Gables, Fla. | W | 9-3 |
| | | | | | 2020 | 2/14 | Coral Gables, Fla. | W | 2-1 |
| | | | | | 2020 | 2/15 | Coral Gables, Fla. | W | 8-2 |
| | | | | | 2020 | 2/16 | Coral Gables, Fla. | W | 13-6 |

Coral Gables: Miami leads, 23-22

Winter Park: Rollins leads, 27-13

RUTGERS

MIAMI LEADS, 69-14

| YEAR | DATE | SITE | W/L | SCORE |
|------|------|--------------------|-----|---------|
| 1967 | 3/18 | Coral Gables, Fla. | W | 3-2 |
| 1967 | 3/18 | Coral Gables, Fla. | W | 2-1 |
| 1967 | 3/21 | Coral Gables, Fla. | L | 2-6 |
| 1968 | 3/18 | Coral Gables, Fla. | L | 2-4 |
| 1970 | 3/24 | Coral Gables, Fla. | W | 2-0 |
| 1971 | 3/24 | Coral Gables, Fla. | W | 11-5 |
| 1971 | 3/25 | Coral Gables, Fla. | W | 14-8 |
| 1984 | 3/18 | Coral Gables, Fla. | W | 11-4 |
| 1985 | 3/17 | Coral Gables, Fla. | W | 9-3 (7) |
| 1986 | 3/18 | Coral Gables, Fla. | W | 7-6 |
| 1987 | 3/17 | Coral Gables, Fla. | L | 7-12 |
| 1988 | 3/22 | Coral Gables, Fla. | W | 4-2 |
| 1988 | 3/23 | Coral Gables, Fla. | W | 8-2 |
| 1989 | 3/24 | Coral Gables, Fla. | W | 16-8 |
| 1989 | 3/25 | Coral Gables, Fla. | W | 7-4 |
| 1990 | 3/16 | Coral Gables, Fla. | W | 6-2 |
| 1990 | 3/17 | Coral Gables, Fla. | W | 6-3 |
| 1991 | 3/22 | Coral Gables, Fla. | W | 5-2 |
| 1991 | 3/23 | Coral Gables, Fla. | W | 20-4 |
| 1992 | 3/17 | Coral Gables, Fla. | W | 10-0 |
| 1992 | 3/19 | Coral Gables, Fla. | W | 14-7 |
| 1993 | 3/16 | Coral Gables, Fla. | W | 11-4 |
| 1994 | 3/15 | Coral Gables, Fla. | W | 14-5 |
| 1994 | 3/16 | Coral Gables, Fla. | W | 7-6 |
| 1995 | 3/10 | Coral Gables, Fla. | W | 12-5 |
| 1995 | 3/11 | Coral Gables, Fla. | W | 8-0 |
| 1995 | 3/12 | Coral Gables, Fla. | W | 11-4 |

Coral Gables: Miami leads, 69-14

SAM HOUSTON STATE

SAM HOUSTON STATE LEADS, 1-0

| YEAR | DATE | SITE | W/L | SCORE |
|------|-------|---------------|-----|-------|
| 1996 | 5/23+ | Austin, Texas | L | 4-5 |

Neutral Site: Sam Houston State leads, 1-0

ALL-TIME SERIES RESULTS



SAN DIEGO STATE

MIAMI LEADS, 4-0

| YEAR | DATE | SITE | W/L | SCORE |
|------|------|--------------------|-----|-------|
| 2001 | 3/2 | Minneapolis, Minn. | W | 8-6 |
| 2003 | 2/21 | Coral Gables, Fla. | W | 6-3 |
| 2003 | 2/22 | Coral Gables, Fla. | W | 4-1 |
| 2003 | 2/23 | Coral Gables, Fla. | W | 6-3 |

Coral Gables: Miami leads, 3-0

Neutral Site: Miami leads, 1-0

SAN FRANCISCO

MIAMI LEADS, 1-0

| YEAR | DATE | SITE | W/L | SCORE |
|------|------|---------------|-----|-------|
| 2006 | 6/2+ | Lincoln, Neb. | W | 11-2 |

Neutral Site: Miami leads, 1-0

SAVANNAH STATE

MIAMI LEADS, 7-0

| YEAR | DATE | SITE | W/L | SCORE |
|------|------|--------------------|-----|-------|
| 2001 | 4/6 | Coral Gables, Fla. | W | 13-4 |
| 2001 | 4/7 | Coral Gables, Fla. | W | 7-2 |
| 2001 | 4/8 | Coral Gables, Fla. | W | 16-5 |
| 2003 | 5/16 | Coral Gables, Fla. | W | 12-7 |
| 2003 | 5/17 | Coral Gables, Fla. | W | 11-2 |
| 2003 | 5/17 | Coral Gables, Fla. | W | 6-4 |
| 2003 | 5/18 | Coral Gables, Fla. | W | 11-3 |

Coral Gables: Miami leads, 7-0

SETON HALL

MIAMI LEADS, 21-4

| YEAR | DATE | SITE | W/L | SCORE |
|------|------|--------------------|-----|----------|
| 1974 | 3/18 | Coral Gables, Fla. | W | 4-3 (10) |
| 1974 | 3/20 | Coral Gables, Fla. | W | 6-2 |
| 1976 | 3/23 | Coral Gables, Fla. | W | 9-3 |
| 1976 | 3/26 | Coral Gables, Fla. | W | 5-1 |
| 1977 | 3/18 | Coral Gables, Fla. | W | 16-5 |
| 1982 | 2/11 | Coral Gables, Fla. | W | 3-1 |
| 1982 | 2/12 | Coral Gables, Fla. | L | 13-14 |
| 1982 | 2/15 | Coral Gables, Fla. | W | 7-2 |
| 1983 | 2/17 | Coral Gables, Fla. | W | 11-4 |
| 1983 | 2/18 | Coral Gables, Fla. | W | 8-4 |
| 1984 | 2/16 | Coral Gables, Fla. | L | 2-5 |
| 1984 | 2/19 | Coral Gables, Fla. | W | 15-2 |
| 1985 | 2/18 | Coral Gables, Fla. | W | 9-4 |
| 1986 | 2/16 | Coral Gables, Fla. | W | 5-1 |
| 1986 | 2/17 | Coral Gables, Fla. | W | 5-0 |
| 1987 | 2/15 | Coral Gables, Fla. | L | 5-11 |
| 1988 | 2/14 | Coral Gables, Fla. | W | 9-4 |
| 1989 | 2/19 | Coral Gables, Fla. | W | 11-2 |
| 1989 | 2/20 | Coral Gables, Fla. | L | 1-5 |
| 1990 | 2/2 | Coral Gables, Fla. | W | 7-0 |
| 1990 | 2/3 | Coral Gables, Fla. | W | 17-3 |
| 1990 | 2/4 | Coral Gables, Fla. | W | 8-2 |
| 1992 | 2/7 | Coral Gables, Fla. | W | 14-2 |
| 1992 | 2/8 | Coral Gables, Fla. | W | 25-3 |
| 1992 | 2/9 | Coral Gables, Fla. | W | 4-1 |

Coral Gables: Miami leads, 21-4

SOUTH ALABAMA

MIAMI LEADS, 16-9

| YEAR | DATE | SITE | W/L | SCORE |
|------|-------|--------------------|-----|---------|
| 1973 | 5/24+ | Starkville, Miss. | W | 5-3 |
| 1980 | 2/29 | Coral Gables, Fla. | W | 2-0 |
| 1980 | 3/1 | Coral Gables, Fla. | L | 4-7 |
| 1980 | 3/2 | Coral Gables, Fla. | W | 7-1 |
| 1980 | 5/25+ | Coral Gables, Fla. | W | 15-6 |
| 1981 | 5/13 | Mobile, Ala. | W | 3-0 |
| 1981 | 5/14 | Mobile, Ala. | W | 4-1 |
| 1981 | 5/15 | Mobile, Ala. | W | 5-2 |
| 1982 | 4/22 | Coral Gables, Fla. | W | 7-2 |
| 1983 | 5/6 | Mobile, Ala. | L | 0-10 |
| 1983 | 5/7 | Mobile, Ala. | L | 1-2 (6) |
| 1983 | 5/8 | Mobile, Ala. | W | 7-3 |
| 1983 | 5/28+ | Tallahassee, Fla. | W | 14-5 |
| 1984 | 5/27+ | Tallahassee, Fla. | L | 4-6 |
| 1984 | 5/28+ | Tallahassee, Fla. | W | 10-2 |
| 1985 | 2/1 | Coral Gables, Fla. | W | 14-5 |
| 1985 | 2/2 | Coral Gables, Fla. | W | 12-9 |
| 1985 | 2/3 | Coral Gables, Fla. | L | 5-7 |
| 1986 | 4/9 | Mobile, Ala. | L | 4-8 |
| 1993 | 5/27+ | Baton Rouge, La. | L | 3-7 |
| 1997 | 1/31 | Coral Gables, Fla. | W | 4-2 |
| 1997 | 2/1 | Coral Gables, Fla. | L | 7-9 |
| 1997 | 2/2 | Coral Gables, Fla. | W | 16-4 |
| 2021 | 6/4+ | Gainesville, Fla. | W | 1-0 |
| 2021 | 6/6+ | Gainesville, Fla. | L | 2-7 |

Coral Gables: Miami leads, 8-3

Mobile: Miami leads, 4-3

Neutral Site: Miami leads, 4-3

SOUTH CAROLINA

MIAMI LEADS, 24-9

| YEAR | DATE | SITE | W/L | SCORE |
|------|-------|--------------------|-----|----------|
| 1974 | 5/25+ | Starkville, Miss. | W | 5-0 |
| 1974 | 5/26+ | Starkville, Miss. | L | 1-3 |
| 1974 | 5/27+ | Starkville, Miss. | W | 2-1 |
| 1979 | 5/10 | Columbia, S.C. | W | 9-0 |
| 1979 | 5/11 | Columbia, S.C. | W | 9-0 (F) |
| 1979 | 5/13 | Columbia, S.C. | W | 3-1 |
| 1979 | 5/14 | Columbia, S.C. | W | 6-1 |
| 1980 | 4/2 | Coral Gables, Fla. | W | 9-0 |
| 1980 | 4/3 | Coral Gables, Fla. | W | 5-0 |
| 1980 | 4/4 | Coral Gables, Fla. | L | 5-15 |
| 1980 | 4/5 | Coral Gables, Fla. | L | 1-8 |
| 1982 | 3/12 | Coral Gables, Fla. | W | 2-1 |
| 1982 | 3/13 | Coral Gables, Fla. | W | 4-3 (12) |
| 1982 | 3/14 | Coral Gables, Fla. | W | 8-6 |
| 1982 | 3/15 | Coral Gables, Fla. | W | 4-3 |
| 1982 | 4/14 | Columbia, S.C. | W | 11-3 |
| 1982 | 4/15 | Columbia, S.C. | W | 12-8 |
| 1982 | 4/16 | Columbia, S.C. | L | 2-6 |
| 1982 | 4/17 | Columbia, S.C. | W | 19-3 (8) |
| 1983 | 5/13 | Coral Gables, Fla. | L | 3-4 |
| 1983 | 5/14 | Coral Gables, Fla. | W | 9-7 |
| 1983 | 5/15 | Coral Gables, Fla. | W | 6-5 (10) |
| 1984 | 3/9 | Coral Gables, Fla. | L | 9-14 |
| 1984 | 3/10 | Coral Gables, Fla. | W | 6-3 |
| 1984 | 3/11 | Coral Gables, Fla. | W | 13-11 |
| 1986 | 5/24+ | Coral Gables, Fla. | W | 7-5 |
| 1988 | 5/29+ | Coral Gables, Fla. | W | 10-3 |
| 1992 | 5/24+ | Coral Gables, Fla. | W | 17-2 |
| 1998 | 5/23+ | Coral Gables, Fla. | W | 14-2 |

ALL-TIME SERIES RESULTS

| YEAR | DATE | SITE | W/L | SCORE |
|------|-------|----------------|-----|-------|
| 2002 | 6/7\$ | Columbia, S.C. | L | 7-10 |
| 2002 | 6/8\$ | Columbia, S.C. | W | 5-2 |
| 2002 | 6/9\$ | Columbia, S.C. | L | 4-6 |
| 2004 | 6/22# | Omaha, Neb. | L | 11-15 |

Coral Gables: Miami leads, 14-4

Columbia: Miami leads, 8-3

Neutral Site: Tied, 2-2

SOUTHERN

MIAMI LEADS, 1-0

| YEAR | DATE | SITE | W/L | SCORE |
|------|------|-------------------|-----|-------|
| 2019 | 6/2+ | Starkville, Miss. | W | 12-2 |

Neutral Site: Miami leads, 1-0

SOUTHERN CALIFORNIA

MIAMI LEADS, 8-5

| YEAR | DATE | SITE | W/L | SCORE |
|------|-------|----------------------|-----|-----------|
| 1974 | 6/12# | Omaha, Neb. | W | 7-3 |
| 1974 | 6/15# | Omaha, Neb. | L | 3-7 |
| 1978 | 6/2# | Omaha, Neb. | L | 3-9 |
| 1981 | 2/6 | Coral Gables, Fla. | W | 7-6 |
| 1981 | 2/7 | Coral Gables, Fla. | W | 6-3 |
| 1981 | 2/8 | Coral Gables, Fla. | W | 10-9 (13) |
| 1985 | 4/5 | Oklahoma City, Okla. | W | 11-1 |
| 1985 | 4/7 | Oklahoma City, Okla. | W | 8-6 |
| 1995 | 6/2# | Omaha, Neb. | W | 15-10 |
| 1995 | 6/7# | Omaha, Neb. | L | 5-7 |
| 1995 | 6/9# | Omaha, Neb. | L | 3-7 |
| 2001 | 6/11# | Omaha, Neb. | W | 4-3 |
| 2002 | 3/1 | Fullerton, Calif. | L | 10-11 |

Coral Gables: Miami leads, 3-0

Neutral Site: Tied, 5-5

SOUTHERN ILLINOIS

MIAMI LEADS, 46-11

| YEAR | DATE | SITE | W/L | SCORE |
|------|-------|--------------------|-----|-------|
| 1972 | 3/23 | Coral Gables, Fla. | W | 6-0 |
| 1972 | 3/26 | Coral Gables, Fla. | L | 1-7 |
| 1973 | 3/17 | Coral Gables, Fla. | W | 13-12 |
| 1973 | 3/18 | Coral Gables, Fla. | W | 12-1 |
| 1974 | 3/26 | Coral Gables, Fla. | W | 6-1 |
| 1974 | 3/29 | Coral Gables, Fla. | W | 6-1 |
| 1974 | 6/13# | Omaha, Neb. | L | 3-4 |
| 1976 | 3/13 | Coral Gables, Fla. | W | 13-0 |
| 1976 | 3/14 | Coral Gables, Fla. | W | 19-3 |
| 1976 | 3/15 | Coral Gables, Fla. | L | 2-9 |
| 1976 | 3/16 | Coral Gables, Fla. | W | 9-6 |
| 1977 | 3/19 | Coral Gables, Fla. | W | 13-7 |
| 1977 | 3/23 | Coral Gables, Fla. | L | 4-7 |
| 1977 | 3/26 | Coral Gables, Fla. | W | 1-0 |
| 1978 | 3/17 | Coral Gables, Fla. | L | 0-12 |
| 1978 | 3/21 | Coral Gables, Fla. | W | 3-1 |
| 1978 | 3/24 | Coral Gables, Fla. | W | 4-2 |
| 1979 | 3/10 | Coral Gables, Fla. | W | 11-2 |
| 1979 | 3/13 | Coral Gables, Fla. | L | 0-7 |
| 1979 | 3/16 | Coral Gables, Fla. | W | 5-3 |
| 1980 | 3/17 | Coral Gables, Fla. | W | 5-1 |
| 1980 | 3/18 | Coral Gables, Fla. | L | 2-5 |
| 1980 | 3/20 | Coral Gables, Fla. | W | 9-4 |

| YEAR | DATE | SITE | W/L | SCORE |
|------|------|--------------------|-----|-------|
| 1980 | 3/22 | Coral Gables, Fla. | W | 8-1 |
| 1981 | 3/13 | Coral Gables, Fla. | W | 5-0 |
| 1981 | 3/14 | Coral Gables, Fla. | W | 6-4 |
| 1981 | 3/18 | Coral Gables, Fla. | W | 11-5 |
| 1981 | 3/21 | Coral Gables, Fla. | W | 7-4 |
| 1983 | 3/12 | Coral Gables, Fla. | W | 12-3 |
| 1983 | 3/17 | Coral Gables, Fla. | L | 7-13 |
| 1983 | 3/19 | Coral Gables, Fla. | W | 9-0 |
| 1983 | 3/19 | Coral Gables, Fla. | W | 7-3 |
| 1984 | 3/14 | Coral Gables, Fla. | W | 4-3 |
| 1984 | 3/16 | Coral Gables, Fla. | W | 10-7 |
| 1984 | 3/17 | Coral Gables, Fla. | W | 11-7 |
| 1985 | 3/14 | Coral Gables, Fla. | W | 12-4 |
| 1985 | 3/15 | Coral Gables, Fla. | W | 2-0 |
| 1985 | 3/16 | Coral Gables, Fla. | W | 7-6 |
| 1986 | 3/8 | Coral Gables, Fla. | W | 4-1 |
| 1986 | 3/14 | Coral Gables, Fla. | W | 5-2 |
| 1987 | 3/13 | Coral Gables, Fla. | W | 9-4 |
| 1987 | 3/14 | Coral Gables, Fla. | W | 7-0 |
| 1988 | 3/11 | Coral Gables, Fla. | W | 7-6 |
| 1988 | 3/12 | Coral Gables, Fla. | W | 6-5 |
| 1989 | 3/10 | Coral Gables, Fla. | W | 6-0 |
| 1989 | 3/11 | Coral Gables, Fla. | W | 10-6 |
| 1990 | 3/9 | Coral Gables, Fla. | W | 5-1 |
| 1990 | 3/10 | Coral Gables, Fla. | L | 0-1 |
| 1991 | 3/8 | Coral Gables, Fla. | L | 1-2 |
| 1991 | 3/9 | Coral Gables, Fla. | W | 12-0 |
| 1992 | 3/20 | Coral Gables, Fla. | W | 9-1 |
| 1992 | 3/21 | Coral Gables, Fla. | W | 5-1 |
| 1993 | 3/18 | Coral Gables, Fla. | W | 6-2 |
| 1994 | 3/18 | Coral Gables, Fla. | W | 5-1 |
| 1994 | 3/19 | Coral Gables, Fla. | W | 12-3 |
| 1995 | 3/14 | Coral Gables, Fla. | W | 5-4 |
| 1995 | 3/15 | Coral Gables, Fla. | W | 5-3 |

Coral Gables: Miami leads, 46-10

Neutral Site: Southern Illinois leads, 1-0

ST. BONAVENTURE

TIED, 1-1

| YEAR | DATE | SITE | W/L | SCORE |
|------|------|--------------------|-----|-------|
| 2004 | 6/4+ | Coral Gables, Fla. | W | 6-3 |
| 2007 | 3/6 | Coral Gables, Fla. | L | 2-5 |

Coral Gables: Tied, 1-1

ST. FRANCIS BROOKLYN

MIAMI LEADS, 5-0

| YEAR | DATE | SITE | W/L | SCORE |
|------|------|--------------------|-----|-------|
| 1979 | 3/27 | Coral Gables, Fla. | W | 10-3 |
| 1979 | 3/28 | Coral Gables, Fla. | W | 15-5 |
| 1988 | 3/17 | Coral Gables, Fla. | W | 10-5 |
| 1990 | 2/21 | Coral Gables, Fla. | W | 10-2 |
| 1990 | 2/25 | Coral Gables, Fla. | W | 17-1 |

Coral Gables: Miami leads, 5-0

ALL-TIME SERIES RESULTS

ST. JOHN'S

MIAMI LEADS, 3-0

| YEAR | DATE | SITE | W/L | SCORE |
|------|------|--------------------|-----|-------|
| 2013 | 5/3 | Coral Gables, Fla. | W | 12-3 |
| 2013 | 5/4 | Coral Gables, Fla. | W | 4-2 |
| 2013 | 5/5 | Coral Gables, Fla. | W | 6-4 |

Coral Gables: Miami leads, 3-0

ST. JOSEPH'S

MIAMI LEADS, 19-1

| YEAR | DATE | SITE | W/L | SCORE |
|------|------|--------------------|-----|-------|
| 1972 | 3/10 | Coral Gables, Fla. | L | 3-6 |
| 1972 | 3/11 | Coral Gables, Fla. | W | 7-1 |
| 1972 | 3/11 | Coral Gables, Fla. | W | 4-3 |
| 1972 | 3/12 | Coral Gables, Fla. | W | 5-2 |
| 1973 | 3/6 | Coral Gables, Fla. | W | 9-2 |
| 1973 | 3/7 | Coral Gables, Fla. | W | 4-3 |
| 1974 | 3/5 | Coral Gables, Fla. | W | 9-2 |
| 1974 | 3/6 | Coral Gables, Fla. | W | 5-2 |
| 1975 | 3/2 | Coral Gables, Fla. | W | 10-7 |
| 1975 | 3/2 | Coral Gables, Fla. | W | 4-1 |
| 1978 | 3/6 | Coral Gables, Fla. | W | 11-0 |
| 1978 | 3/7 | Coral Gables, Fla. | W | 6-4 |
| 1979 | 3/6 | Coral Gables, Fla. | W | 6-2 |
| 1979 | 3/9 | Coral Gables, Fla. | W | 8-5 |
| 1980 | 3/4 | Coral Gables, Fla. | W | 6-0 |
| 1980 | 3/5 | Coral Gables, Fla. | W | 12-4 |
| 1981 | 3/2 | Coral Gables, Fla. | W | 14-4 |
| 1981 | 3/3 | Coral Gables, Fla. | W | 11-0 |
| 1981 | 3/4 | Coral Gables, Fla. | W | 15-7 |
| 2009 | 3/10 | Coral Gables, Fla. | W | 11-6 |

Coral Gables: Miami leads, 19-1

ST. LEO

MIAMI LEADS, 10-1

| YEAR | DATE | SITE | W/L | SCORE |
|------|------|--------------------|-----|-------|
| 1968 | 4/5 | Coral Gables, Fla. | W | 8-1 |
| 1968 | 4/6 | Coral Gables, Fla. | W | 1-0 |
| 1968 | 4/6 | Coral Gables, Fla. | W | 11-0 |
| 1969 | 4/9 | Dade City, Fla. | L | 10-11 |
| 1977 | 2/22 | Coral Gables, Fla. | W | 5-0 |
| 1977 | 2/23 | Coral Gables, Fla. | W | 6-5 |
| 1980 | 2/26 | Coral Gables, Fla. | W | 7-2 |
| 1980 | 2/27 | Coral Gables, Fla. | W | 20-2 |
| 1981 | 4/29 | Coral Gables, Fla. | W | 14-2 |
| 1981 | 4/30 | Coral Gables, Fla. | W | 8-1 |
| 1983 | 3/30 | Coral Gables, Fla. | W | 8-4 |

Coral Gables: Miami leads, 10-0

Neutral Site: St. Leo leads, 1-0

SAINT MARY'S

MIAMI LEADS, 3-0

| YEAR | DATE | SITE | W/L | SCORE |
|------|------|--------------------|-----|-------|
| 2008 | 5/2 | Coral Gables, Fla. | W | 10-6 |
| 2008 | 5/3 | Coral Gables, Fla. | W | 5-0 |
| 2008 | 5/4 | Coral Gables, Fla. | W | 15-3 |

Coral Gables: Miami leads, 3-0

ST. PETER'S

MIAMI LEADS, 1-0

| YEAR | DATE | SITE | W/L | SCORE |
|------|------|--------------------|-----|-------|
| 2003 | 3/18 | Coral Gables, Fla. | W | 16-2 |

Coral Gables: Miami leads, 1-0

ST. THOMAS (FL)

MIAMI LEADS, 23-2

| YEAR | DATE | SITE | W/L | SCORE |
|------|------|--------------------|-----|----------|
| 1985 | 2/20 | Coral Gables, Fla. | L | 1-4 |
| 1986 | 3/4 | Coral Gables, Fla. | L | 9-10 |
| 1988 | 3/1 | Coral Gables, Fla. | W | 6-2 |
| 1989 | 4/18 | Coral Gables, Fla. | W | 9-0 |
| 1990 | 4/7 | Coral Gables, Fla. | W | 13-2 |
| 1990 | 4/18 | Coral Gables, Fla. | W | 6-2 |
| 1991 | 4/6 | Coral Gables, Fla. | W | 6-3 |
| 1991 | 4/17 | Coral Gables, Fla. | W | 4-3 (12) |
| 1992 | 4/17 | Coral Gables, Fla. | W | 11-1 |
| 1992 | 4/18 | Coral Gables, Fla. | W | 4-3 (12) |
| 1992 | 4/28 | Coral Gables, Fla. | W | 11-1 |
| 1993 | 4/16 | Coral Gables, Fla. | W | 7-6 (15) |
| 1993 | 4/17 | Coral Gables, Fla. | W | 8-6 |
| 1994 | 4/22 | Coral Gables, Fla. | W | 8-6 |
| 1994 | 4/23 | Coral Gables, Fla. | W | 9-4 |
| 1996 | 3/27 | Coral Gables, Fla. | W | 8-0 |
| 1996 | 4/10 | Coral Gables, Fla. | W | 15-2 |
| 1997 | 4/9 | Coral Gables, Fla. | W | 12-2 |
| 1998 | 4/17 | Coral Gables, Fla. | W | 12-8 |
| 1998 | 4/18 | Coral Gables, Fla. | W | 22-7 |
| 2009 | 3/17 | Coral Gables, Fla. | W | 8-0 |
| 2010 | 4/27 | Coral Gables, Fla. | W | 9-6 |
| 2012 | 3/28 | Coral Gables, Fla. | W | 11-4 |
| 2013 | 2/26 | Coral Gables, Fla. | W | 5-4 |
| 2016 | 2/24 | Coral Gables, Fla. | W | 7-6 (10) |

Coral Gables: Miami leads, 23-2

*** - Previously named Biscayne College from 1961 until 1984

STANFORD

MIAMI LEADS, 5-3

| YEAR | DATE | SITE | W/L | SCORE |
|------|-------|--------------------|-----|-------|
| 1985 | 6/1# | Omaha, Neb. | W | 17-3 |
| 1988 | 4/29 | Coral Gables, Fla. | W | 9-3 |
| 1988 | 4/30 | Coral Gables, Fla. | W | 7-3 |
| 1998 | 6/7# | Omaha, Neb. | L | 1-2 |
| 1990 | 4/1 | Minneapolis, Minn. | W | 4-3 |
| 1991 | 5/25+ | Fresno, Calif. | L | 7-15 |
| 2001 | 6/16# | Omaha, Neb. | W | 12-1 |
| 2008 | 6/18# | Omaha, Neb. | L | 3-8 |

Coral Gables: Miami leads, 2-0

Neutral Site: Tied, 3-3

STETSON

MIAMI LEADS, 114-43

| YEAR | DATE | SITE | W/L | SCORE |
|------|------|-------------------|-----|-------|
| 1947 | 4/24 | Miami Beach, Fla. | W | 4-1 |
| 1947 | 4/25 | Miami Beach, Fla. | L | 2-5 |
| 1948 | 4/19 | DeLand, Fla. | W | 14-3 |
| 1948 | 4/20 | DeLand, Fla. | W | 3-0 |

ALL-TIME SERIES RESULTS

| YEAR | DATE | SITE | W/L | SCORE | YEAR | DATE | SITE | W/L | SCORE |
|------|------|--------------------|-----|----------|------|-------|--------------------|-----|----------|
| 1948 | 5/11 | Coral Gables, Fla. | W | 3-2 | 1970 | 4/18 | Coral Gables, Fla. | W | 3-2 |
| 1949 | 4/13 | DeLand, Fla. | L | 4-5 | 1971 | 5/10 | DeLand, Fla. | L | 0-2 |
| 1949 | 4/14 | DeLand, Fla. | L | 6-8 | 1971 | 5/11 | DeLand, Fla. | W | 4-3 |
| 1949 | 4/29 | Coral Gables, Fla. | W | 3-2 | 1972 | 5/5 | Coral Gables, Fla. | W | 2-1 |
| 1949 | 4/30 | Coral Gables, Fla. | W | 9-3 | 1972 | 5/6 | Coral Gables, Fla. | W | 7-0 |
| 1950 | 4/28 | Coral Gables, Fla. | W | 5-4 | 1973 | 3/9 | DeLand, Fla. | W | 7-0 |
| 1950 | 4/29 | Coral Gables, Fla. | W | 10-7 | 1973 | 3/10 | DeLand, Fla. | W | 4-0 |
| 1950 | 5/3 | DeLand, Fla. | L | 2-10 | 1973 | 3/10 | DeLand, Fla. | L | 2-4 |
| 1950 | 5/4 | DeLand, Fla. | W | 13-7 | 1974 | 5/10 | Coral Gables, Fla. | L | 7-9 |
| 1951 | 4/13 | Coral Gables, Fla. | L | 3-6 | 1974 | 5/11 | Coral Gables, Fla. | W | 4-3 |
| 1951 | 4/14 | Coral Gables, Fla. | L | 3-7 | 1975 | 3/4 | DeLand, Fla. | W | 12-5 |
| 1951 | 5/2 | DeLand, Fla. | L | 4-5 | 1975 | 3/5 | DeLand, Fla. | W | 5-2 |
| 1951 | 5/3 | DeLand, Fla. | L | 8-13 | 1976 | 4/30 | Coral Gables, Fla. | W | 14-1 |
| 1952 | 4/18 | Coral Gables, Fla. | W | 6-5 | 1976 | 5/1 | Coral Gables, Fla. | W | 6-5 (12) |
| 1952 | 4/19 | Coral Gables, Fla. | L | 4-5 | 1977 | 2/18 | DeLand, Fla. | L | 6-7 |
| 1952 | 4/23 | DeLand, Fla. | L | 2-4 | 1977 | 2/19 | DeLand, Fla. | W | 6-0 |
| 1952 | 4/24 | DeLand, Fla. | L | 4-6 | 1978 | 4/28 | Coral Gables, Fla. | W | 10-2 |
| 1953 | 3/30 | Coral Gables, Fla. | W | 18-17 | 1978 | 4/29 | Coral Gables, Fla. | W | 5-4 (10) |
| 1953 | 3/31 | Coral Gables, Fla. | L | 0-6 | 1979 | 4/20 | DeLand, Fla. | W | 12-3 |
| 1953 | 4/22 | DeLand, Fla. | L | 4-11 | 1979 | 4/20 | DeLand, Fla. | W | 4-0 |
| 1953 | 4/23 | DeLand, Fla. | W | 12-0 | 1979 | 4/21 | DeLand, Fla. | W | 14-10 |
| 1954 | 4/16 | Coral Gables, Fla. | W | 5-1 | 1980 | 4/25 | Coral Gables, Fla. | W | 17-6 |
| 1954 | 4/17 | Coral Gables, Fla. | L | 3-2 | 1980 | 4/26 | Coral Gables, Fla. | W | 11-4 |
| 1954 | 4/30 | DeLand, Fla. | L | 2-10 | 1980 | 4/27 | Coral Gables, Fla. | W | 3-2 (10) |
| 1954 | 5/1 | DeLand, Fla. | L | 6-8 | 1981 | 4/8 | DeLand, Fla. | W | 6-5 |
| 1955 | 4/8 | Coral Gables, Fla. | W | 6-0 | 1981 | 4/8 | DeLand, Fla. | W | 5-3 |
| 1955 | 4/20 | DeLand, Fla. | L | 8-20 | 1981 | 4/9 | DeLand, Fla. | L | 3-9 |
| 1955 | 4/21 | DeLand, Fla. | W | 10-6 | 1982 | 4/8 | Coral Gables, Fla. | W | 3-2 |
| 1956 | 4/13 | Coral Gables, Fla. | W | 8-7 (12) | 1982 | 4/9 | Coral Gables, Fla. | W | 14-7 |
| 1956 | 4/14 | Coral Gables, Fla. | W | 4-3 | 1982 | 4/10 | Coral Gables, Fla. | L | 2-4 |
| 1956 | 4/26 | DeLand, Fla. | W | 3-2 | 1982 | 5/29+ | Coral Gables, Fla. | W | 18-2 |
| 1956 | 4/26 | DeLand, Fla. | W | 2-0 | 1982 | 5/30+ | Coral Gables, Fla. | W | 15-3 |
| 1957 | 3/13 | DeLand, Fla. | L | 0-6 | 1983 | 4/5 | DeLand, Fla. | L | 4-5 |
| 1957 | 3/14 | DeLand, Fla. | W | 5-4 | 1983 | 4/5 | DeLand, Fla. | W | 15-8 |
| 1957 | 5/10 | Coral Gables, Fla. | L | 6-11 | 1983 | 4/6 | DeLand, Fla. | W | 14-6 |
| 1957 | 5/11 | Coral Gables, Fla. | W | 9-7 | 1983 | 4/22 | Coral Gables, Fla. | W | 4-1 |
| 1958 | 3/12 | DeLand, Fla. | L | 5-7 | 1983 | 4/23 | Coral Gables, Fla. | W | 12-9 |
| 1958 | 5/9 | Coral Gables, Fla. | W | 3-0 | 1984 | 4/26 | Coral Gables, Fla. | W | 7-3 |
| 1958 | 5/10 | Coral Gables, Fla. | L | 1-9 | 1984 | 4/27 | Coral Gables, Fla. | W | 11-1 |
| 1959 | 5/8 | Coral Gables, Fla. | W | 10-3 | 1984 | 4/28 | Coral Gables, Fla. | W | 5-4 |
| 1959 | 5/9 | Coral Gables, Fla. | W | 1-0 (10) | 1984 | 5/26+ | Tallahassee, Fla. | W | 13-8 |
| 1960 | 4/11 | DeLand, Fla. | W | 5-0 | 1985 | 4/29 | DeLand, Fla. | W | 12-10 |
| 1960 | 4/12 | DeLand, Fla. | L | 3-6 | 1985 | 4/30 | DeLand, Fla. | L | 2-3 |
| 1960 | 5/6 | Coral Gables, Fla. | W | 6-0 | 1985 | 4/30 | DeLand, Fla. | W | 4-3 |
| 1960 | 5/7 | Coral Gables, Fla. | W | 8-1 | 1986 | 4/24 | Coral Gables, Fla. | W | 17-6 |
| 1961 | 4/14 | DeLand, Fla. | L | 1-6 | 1986 | 4/25 | Coral Gables, Fla. | W | 12-4 |
| 1961 | 4/15 | DeLand, Fla. | L | 5-6 | 1986 | 4/26 | Coral Gables, Fla. | W | 9-1 |
| 1961 | 5/5 | Coral Gables, Fla. | W | 3-2 | 1987 | 3/31 | DeLand, Fla. | W | 8-2 |
| 1961 | 5/6 | Coral Gables, Fla. | W | 4-1 | 1987 | 4/1 | DeLand, Fla. | W | 6-4 |
| 1962 | 4/13 | DeLand, Fla. | W | 14-7 | 1988 | 5/20 | Coral Gables, Fla. | W | 6-4 |
| 1962 | 4/13 | DeLand, Fla. | W | 12-8 | 1989 | 3/28 | Coral Gables, Fla. | W | 5-3 |
| 1962 | 4/14 | DeLand, Fla. | W | 7-2 | 1989 | 3/29 | Coral Gables, Fla. | L | 8-9 (10) |
| 1963 | 4/19 | Coral Gables, Fla. | W | 11-2 | 1990 | 3/5 | DeLand, Fla. | W | 4-1 |
| 1963 | 4/20 | Coral Gables, Fla. | W | 1-0 | 1990 | 3/6 | DeLand, Fla. | W | 5-4 (11) |
| 1963 | 4/20 | Coral Gables, Fla. | W | 7-0 | 1990 | 5/25+ | Coral Gables, Fla. | W | 4-3 |
| 1964 | 4/24 | DeLand, Fla. | W | 12-4 | 1991 | 2/15 | Coral Gables, Fla. | W | 8-1 |
| 1964 | 4/25 | DeLand, Fla. | W | 4-1 | 1991 | 2/16 | Coral Gables, Fla. | W | 2-0 |
| 1964 | 4/25 | DeLand, Fla. | W | 13-4 | 1992 | 2/28 | Coral Gables, Fla. | L | 5-8 |
| 1965 | 5/7 | Coral Gables, Fla. | W | 15-1 | 1992 | 2/29 | Coral Gables, Fla. | W | 7-2 |
| 1965 | 5/8 | Coral Gables, Fla. | W | 3-2 | 1992 | 3/1 | Coral Gables, Fla. | W | 7-5 |
| 1965 | 5/8 | Coral Gables, Fla. | L | 6-8 | 1993 | 3/1 | DeLand, Fla. | W | 6-4 |
| 1967 | 5/8 | DeLand, Fla. | W | 9-0 | 1993 | 3/2 | DeLand, Fla. | W | 19-3 |
| 1967 | 5/9 | DeLand, Fla. | W | 10-5 | 1994 | 2/11 | Coral Gables, Fla. | W | 6-4 |
| 1968 | 5/10 | Coral Gables, Fla. | W | 2-1 | 1994 | 2/12 | Coral Gables, Fla. | L | 4-7 |
| 1969 | 4/28 | DeLand, Fla. | W | 14-9 | 1994 | 2/13 | Coral Gables, Fla. | L | 3-5 |
| 1969 | 4/29 | DeLand, Fla. | L | 5-6 (10) | 1995 | 4/21 | Coral Gables, Fla. | L | 3-10 |
| 1970 | 4/17 | Coral Gables, Fla. | W | 3-2 | 1995 | 4/22 | Coral Gables, Fla. | W | 14-7 |

ALL-TIME SERIES RESULTS

| YEAR | DATE | SITE | W/L | SCORE | YEAR | DATE | SITE | W/L | SCORE |
|------|-------|--------------------|-----|----------|------|------|--------------------|-----|----------|
| 1995 | 4/23 | DeLand, Fla. | L | 2-3 | 1965 | 4/26 | Coral Gables, Fla. | W | 3-2 |
| 1996 | 4/26 | Coral Gables, Fla. | W | 20-7 | 1965 | 4/26 | Coral Gables, Fla. | W | 4-2 |
| 1996 | 4/27 | Coral Gables, Fla. | W | 7-6 | 1965 | 4/27 | Coral Gables, Fla. | W | 5-1 |
| 1996 | 4/28 | Coral Gables, Fla. | W | 9-4 | 1966 | 5/2 | Coral Gables, Fla. | W | 1-0 |
| 1997 | 2/7 | Coral Gables, Fla. | L | 6-10 | 1966 | 5/3 | Coral Gables, Fla. | W | 5-2 |
| 1997 | 2/8 | Coral Gables, Fla. | W | 7-0 | 1967 | 5/1 | Coral Gables, Fla. | W | 5-0 |
| 1997 | 2/9 | Coral Gables, Fla. | W | 11-4 | 1967 | 5/2 | Coral Gables, Fla. | W | 10-0 |
| 1997 | 2/17 | DeLand, Fla. | L | 10-11 | 1968 | 5/6 | Coral Gables, Fla. | W | 8-3 |
| 1999 | 1/29 | Coral Gables, Fla. | W | 12-1 | 1968 | 5/7 | Coral Gables, Fla. | W | 1-0 |
| 1999 | 1/30 | Coral Gables, Fla. | W | 4-3 (10) | 1969 | 5/9 | Coral Gables, Fla. | W | 13-0 |
| 2001 | 5/27+ | Coral Gables, Fla. | W | 16-8 | 1969 | 5/10 | Coral Gables, Fla. | W | 1-0 (11) |
| 2007 | 4/25 | Coral Gables, Fla. | W | 7-3 | 1970 | 3/13 | Coral Gables, Fla. | W | 1-0 |
| 2012 | 4/18 | Coral Gables, Fla. | W | 3-2 | 1970 | 3/14 | Coral Gables, Fla. | W | 2-1 |
| 2013 | 4/10 | Coral Gables, Fla. | W | 8-2 | 1971 | 4/30 | Coral Gables, Fla. | W | 13-0 (7) |
| 2014 | 3/12 | DeLand, Fla. | L | 3-7 | 1971 | 5/1 | Coral Gables, Fla. | W | 11-8 |
| 2015 | 3/11 | Coral Gables, Fla. | W | 7-0 | 1972 | 4/21 | Coral Gables, Fla. | W | 3-2 |
| 2016 | 3/9 | Coral Gables, Fla. | W | 4-2 | 1972 | 4/22 | Coral Gables, Fla. | W | 3-2 |
| 2016 | 6/3+ | Coral Gables, Fla. | W | 4-2 | 1973 | 4/27 | Coral Gables, Fla. | W | 3-2 |
| | | | | | 1973 | 4/28 | Coral Gables, Fla. | W | 20-1 |
| | | | | | 1974 | 4/26 | Coral Gables, Fla. | W | 7-2 |
| | | | | | 1974 | 4/27 | Coral Gables, Fla. | W | 11-1 |
| | | | | | 1975 | 4/13 | Coral Gables, Fla. | W | 12-1 |
| | | | | | 1975 | 4/15 | Coral Gables, Fla. | W | 6-5 |
| | | | | | 1976 | 2/27 | Coral Gables, Fla. | W | 4-1 |
| | | | | | 1976 | 2/28 | Coral Gables, Fla. | W | 4-0 |
| | | | | | 1976 | 3/4 | Tampa, Fla. | W | 3-1 |
| | | | | | 1977 | 4/7 | Coral Gables, Fla. | W | 10-1 |
| | | | | | 1978 | 4/8 | Coral Gables, Fla. | W | 5-4 |
| | | | | | 1978 | 4/8 | Coral Gables, Fla. | W | 9-2 |
| | | | | | 1985 | 2/27 | Coral Gables, Fla. | W | 17-4 |
| | | | | | 1986 | 5/6 | Coral Gables, Fla. | W | 8-7 (10) |
| | | | | | 1987 | 2/17 | Coral Gables, Fla. | L | 1-5 |
| | | | | | 1988 | 4/26 | Coral Gables, Fla. | W | 8-5 |
| | | | | | 1989 | 5/9 | Coral Gables, Fla. | L | 12-13 |
| | | | | | 1990 | 4/25 | Coral Gables, Fla. | W | 2-1 (10) |
| | | | | | 1991 | 2/12 | Coral Gables, Fla. | W | 6-1 |
| | | | | | 1992 | 5/12 | Coral Gables, Fla. | W | 5-1 |
| | | | | | 1992 | 5/13 | Coral Gables, Fla. | W | 12-11 |
| | | | | | 1993 | 4/30 | Coral Gables, Fla. | W | 6-2 |
| | | | | | 1993 | 5/1 | Coral Gables, Fla. | W | 11-3 |
| | | | | | 1994 | 5/7 | Coral Gables, Fla. | W | 10-4 |
| | | | | | 1994 | 5/8 | Coral Gables, Fla. | W | 3-0 |
| | | | | | 1995 | 3/31 | Coral Gables, Fla. | W | 19-7 |
| | | | | | 1995 | 4/1 | Coral Gables, Fla. | W | 7-5 |
| | | | | | 1996 | 4/20 | Coral Gables, Fla. | W | 5-3 |
| | | | | | 1996 | 4/21 | Coral Gables, Fla. | W | 2-1 |

Coral Gables: Miami leads, 73-16

DeLand: Miami leads, 39-26

Neutral Site: Miami leads, 2-1

STONY BROOK

TIED, 1-1

| YEAR | DATE | SITE | W/L | SCORE |
|------|------|--------------------|-----|-------|
| 2003 | 3/19 | Coral Gables, Fla. | W | 9-8 |
| 2012 | 6/1+ | Coral Gables, Fla. | L | 2-10 |

Coral Gables: Tied, 1-1

TAMPA

MIAMI LEADS, 67-9

| YEAR | DATE | SITE | W/L | SCORE |
|------|------|--------------------|-----|----------|
| 1940 | - | - | L | 5-7 |
| 1947 | 4/18 | Coral Gables, Fla. | W | 3-1 |
| 1947 | 5/16 | Coral Gables, Fla. | W | 9-2 |
| 1948 | 4/22 | Tampa, Fla. | L | 0-1 (10) |
| 1948 | 5/21 | Coral Gables, Fla. | W | 7-0 |
| 1948 | 5/22 | Coral Gables, Fla. | W | 10-7 |
| 1949 | 4/22 | Coral Gables, Fla. | W | 3-2 |
| 1949 | 4/23 | Coral Gables, Fla. | W | 14-3 |
| 1952 | 5/16 | Coral Gables, Fla. | W | 9-4 |
| 1952 | 5/17 | Coral Gables, Fla. | W | 13-6 |
| 1957 | 5/3 | Coral Gables, Fla. | W | 7-6 |
| 1958 | 4/16 | Tampa, Fla. | L | 3-4 |
| 1958 | 4/17 | Tampa, Fla. | L | 1-3 |
| 1958 | 4/25 | Coral Gables, Fla. | W | 5-2 |
| 1958 | 4/26 | Coral Gables, Fla. | W | 4-1 |
| 1959 | 4/20 | Tampa, Fla. | L | 3-5 |
| 1959 | 4/21 | Tampa, Fla. | L | 1-5 |
| 1960 | 4/22 | Coral Gables, Fla. | W | 5-2 |
| 1960 | 5/12 | Tampa, Fla. | W | 3-1 |
| 1961 | 4/10 | Tampa, Fla. | W | 5-2 (12) |
| 1961 | 4/10 | Tampa, Fla. | W | 4-2 |
| 1962 | 5/1 | Tampa, Fla. | W | 8-7 (12) |
| 1962 | 5/2 | Tampa, Fla. | W | 7-6 |
| 1962 | 5/2 | Tampa, Fla. | W | 5-0 |
| 1963 | 4/5 | Coral Gables, Fla. | W | 4-3 |
| 1963 | 4/6 | Coral Gables, Fla. | W | 7-5 |
| 1963 | 4/6 | Coral Gables, Fla. | L | 2-3 |
| 1964 | 4/10 | Tampa, Fla. | W | 10-0 |
| 1964 | 4/11 | Tampa, Fla. | W | 9-6 |
| 1964 | 4/11 | Tampa, Fla. | W | 5-4 |

Coral Gables: Miami leads, 57-3

Tampa: Miami leads, 10-5

TENNESSEE

MIAMI LEADS, 13-6

| YEAR | DATE | SITE | W/L | SCORE |
|------|-------|--------------------|-----|----------|
| 1989 | 2/17 | Coral Gables, Fla. | W | 4-1 |
| 1989 | 2/18 | Coral Gables, Fla. | L | 5-6 (11) |
| 1994 | 2/4 | Coral Gables, Fla. | W | 6-0 |
| 1994 | 2/5 | Coral Gables, Fla. | W | 3-1 |
| 1994 | 2/6 | Coral Gables, Fla. | W | 1-0 |
| 1996 | 4/16 | Knoxville, Tenn. | L | 1-12 |
| 1996 | 4/17 | Knoxville, Tenn. | L | 2-4 |
| 1996 | 4/18 | Knoxville, Tenn. | L | 1-15 |
| 2001 | 6/9# | Omaha, Neb. | W | 21-13 |
| 2001 | 6/14# | Omaha, Neb. | W | 12-6 |
| 2002 | 2/1 | Coral Gables, Fla. | W | 5-4 |
| 2002 | 2/2 | Coral Gables, Fla. | L | 4-7 |

ALL-TIME SERIES RESULTS

| YEAR | DATE | SITE | W/L | SCORE |
|------|------|--------------------|-----|-------|
| 2002 | 2/3 | Coral Gables, Fla. | W | 9-4 |
| 2003 | 3/7 | Knoxville, Tenn. | W | 5-2 |
| 2003 | 3/8 | Knoxville, Tenn. | W | 8-4 |
| 2003 | 3/9 | Knoxville, Tenn. | W | 10-4 |
| 2004 | 2/20 | Coral Gables, Fla. | W | 8-7 |
| 2004 | 2/21 | Coral Gables, Fla. | L | 11-14 |
| 2004 | 2/22 | Coral Gables, Fla. | W | 14-3 |

Coral Gables: Miami leads, 8-3

Knoxville: Tied, 3-3

Neutral Site: Miami leads, 2-0

TEXAS

TEXAS LEADS, 21-19

| YEAR | DATE | SITE | W/L | SCORE |
|------|-------|--------------------|-----|------------|
| 1976 | 5/30+ | Arlington, Texas | L | 0-5 |
| 1981 | 6/4# | Omaha, Neb. | L | 4-5 |
| 1982 | 6/10# | Omaha, Neb. | W | 2-1 |
| 1985 | 6/5# | Omaha, Neb. | L | 4-8 |
| 1985 | 6/9# | Omaha, Neb. | W | 2-1 |
| 1985 | 6/11# | Omaha, Neb. | W | 10-6 |
| 1986 | 2/8 | Coral Gables, Fla. | W | 5-3 |
| 1986 | 2/9 | Coral Gables, Fla. | W | 10-7 |
| 1987 | 2/8 | Austin, Texas | L | 6-16 |
| 1987 | 2/9 | Austin, Texas | L | 7-8 |
| 1988 | 2/27 | Coral Gables, Fla. | L | 5-8 |
| 1988 | 2/28 | Coral Gables, Fla. | W | 3-2 |
| 1989 | 2/25 | Austin, Texas | W | 6-5 |
| 1989 | 2/26 | Austin, Texas | L | 2-5 |
| 1989 | 2/27 | Austin, Texas | L | 5-6 |
| 1989 | 6/5# | Omaha, Neb. | L | 2-12 |
| 1990 | 2/16 | Coral Gables, Fla. | W | 6-5 |
| 1990 | 2/17 | Coral Gables, Fla. | W | 7-1 |
| 1990 | 2/18 | Coral Gables, Fla. | W | 7-6 |
| 1991 | 2/8 | Austin, Texas | L | 2-6 |
| 1991 | 2/9 | Austin, Texas | L | 5-7 |
| 1991 | 2/10 | Austin, Texas | W | 6-5 |
| 1992 | 5/1 | Coral Gables, Fla. | W | 6-1 |
| 1992 | 5/2 | Coral Gables, Fla. | W | 3-2 |
| 1992 | 5/3 | Coral Gables, Fla. | L | 3-10 |
| 1993 | 2/5 | Austin, Texas | L | 6-17 |
| 1993 | 2/6 | Austin, Texas | L | 6-7 |
| 1993 | 2/7 | Austin, Texas | L | 11-12 (10) |
| 1996 | 5/25+ | Austin, Texas | W | 9-7 |
| 1997 | 3/1 | Austin, Texas | L | 3-4 |
| 1997 | 3/2 | Austin, Texas | L | 3-22 |
| 1997 | 3/3 | Austin, Texas | L | 12-13 |
| 1998 | 2/27 | Coral Gables, Fla. | W | 5-4 |
| 1998 | 2/28 | Coral Gables, Fla. | W | 9-5 |
| 1998 | 3/1 | Coral Gables, Fla. | L | 7-8 |
| 1999 | 2/26 | Coral Gables, Fla. | W | 7-1 |
| 1999 | 2/27 | Coral Gables, Fla. | W | 6-4 |
| 1999 | 2/28 | Coral Gables, Fla. | W | 14-11 |
| 2003 | 6/14# | Omaha, Neb. | L | 2-13 |
| 2003 | 6/17# | Omaha, Neb. | L | 1-5 |

Coral Gables: Miami leads, 13-3

Austin: Texas leads, 12-3

Neutral Site: Texas leads, 6-3

TEXAS A&M

MIAMI LEADS, 8-3

| YEAR | DATE | SITE | W/L | SCORE |
|------|-------|------------------------|-----|----------|
| 1979 | 3/14 | Coral Gables, Fla. | W | 3-1 |
| 1979 | 3/17 | Coral Gables, Fla. | L | 3-4 (12) |
| 1980 | 4/11 | College Station, Texas | W | 8-1 |
| 1980 | 4/12 | College Station, Texas | W | 4-1 (7) |
| 1983 | 3/11 | Coral Gables, Fla. | W | 5-1 |
| 1983 | 3/14 | Coral Gables, Fla. | W | 16-4 |
| 1995 | 5/29+ | Coral Gables, Fla. | L | 0-4 |
| 1995 | 5/29+ | Coral Gables, Fla. | W | 5-2 |
| 2010 | 6/5+ | Coral Gables, Fla. | W | 14-1 |
| 2010 | 6/6+ | Coral Gables, Fla. | L | 7-11 |
| 2010 | 6/7+ | Coral Gables, Fla. | W | 10-3 |

Coral Gables: Miami leads, 6-3

College Station: Miami leads, 2-0

TEXAS TECH

TIED, 2-2

| YEAR | DATE | SITE | W/L | SCORE |
|------|-------|--------------------|-----|----------|
| 1998 | 5/23+ | Coral Gables, Fla. | W | 10-0 |
| 2014 | 5/31+ | Coral Gables, Fla. | L | 3-3 |
| 2014 | 6/1+ | Coral Gables, Fla. | W | 2-1 (10) |
| 2014 | 6/2+ | Coral Gables, Fla. | L | 0-4 |

Coral Gables: Tied, 2-2

THE CITADEL

TIED, 3-3

| YEAR | DATE | SITE | W/L | SCORE |
|------|-------|--------------------|-----|----------|
| 1979 | 5/18+ | Coral Gables, Fla. | W | 3-1 (16) |
| 1990 | 5/28+ | Coral Gables, Fla. | L | 2-6 |
| 1990 | 5/29+ | Coral Gables, Fla. | L | 1-4 |
| 2003 | 2/28 | Coral Gables, Fla. | L | 7-8 |
| 2003 | 3/1 | Coral Gables, Fla. | W | 6-1 |
| 2003 | 3/2 | Coral Gables, Fla. | W | 14-6 |

Coral Gables: Tied, 3-3

TOLEDO

MIAMI LEADS, 1-0

| YEAR | DATE | SITE | W/L | SCORE |
|------|------|--------------------|-----|-------|
| 1997 | 3/22 | Coral Gables, Fla. | W | 22-3 |

Coral Gables: Miami leads, 1-0

TOWSON

MIAMI LEADS, 4-0

| YEAR | DATE | SITE | W/L | SCORE |
|------|-------|--------------------|-----|-------|
| 1988 | 5/25+ | Coral Gables, Fla. | W | 4-0 |
| 2020 | 2/28 | Coral Gables, Fla. | W | 2-1 |
| 2020 | 2/29 | Coral Gables, Fla. | W | 8-2 |
| 2020 | 3/1 | Coral Gables, Fla. | W | 9-3 |

Coral Gables: Miami leads, 4-0

ALL-TIME SERIES RESULTS



HISTORY

TROY

MIAMI LEADS, 1-0

| YEAR | DATE | SITE | W/L | SCORE |
|------|------|--------------|-----|-------|
| 1978 | 4/15 | Atlanta, Ga. | W | 12-4 |

Neutral Site: Miami leads, 1-0

TULANE

MIAMI LEADS, 9-8

| YEAR | DATE | SITE | W/L | SCORE |
|------|------|--------------------|-----|----------|
| 1970 | 4/19 | Coral Gables, Fla. | L | 7-9 (7) |
| 1970 | 4/19 | Coral Gables, Fla. | W | 1-0 (7) |
| 1970 | 4/20 | Coral Gables, Fla. | W | 6-2 |
| 1971 | 4/17 | Coral Gables, Fla. | W | 4-0 |
| 1971 | 4/17 | Coral Gables, Fla. | L | 3-4 |
| 1971 | 4/18 | Coral Gables, Fla. | W | 7-5 |
| 1972 | 4/8 | New Orleans, La. | L | 6-7 |
| 1972 | 4/9 | New Orleans, La. | L | 1-3 |
| 1995 | 4/18 | Coral Gables, Fla. | W | 3-2 |
| 1995 | 4/19 | Coral Gables, Fla. | W | 9-8 |
| 1995 | 4/20 | Coral Gables, Fla. | W | 2-1 |
| 1977 | 3/11 | New Orleans, La. | W | 11-6 |
| 1984 | 3/24 | Coral Gables, Fla. | L | 4-9 |
| 1987 | 2/22 | New Orleans, La. | L | 3-4 (11) |
| 1988 | 4/15 | Coral Gables, Fla. | W | 8-2 |
| 1988 | 4/16 | Coral Gables, Fla. | L | 1-4 |
| 1991 | 3/3 | New Orleans, La. | L | 2-5 |

Coral Gables: Miami leads, 8-4

New Orleans: Tulane leads, 4-1

UCF

MIAMI LEADS, 23-8

| YEAR | DATE | SITE | W/L | SCORE |
|------|-------|--------------------|-----|-------|
| 1985 | 5/11 | Coral Gables, Fla. | L | 6-7 |
| 1985 | 5/12 | Coral Gables, Fla. | W | 18-5 |
| 1985 | 5/12 | Coral Gables, Fla. | W | 28-5 |
| 1989 | 2/5 | Coral Gables, Fla. | W | 4-1 |
| 1989 | 2/6 | Coral Gables, Fla. | W | 5-1 |
| 1989 | 2/7 | Coral Gables, Fla. | W | 15-0 |
| 1989 | 5/27+ | Gainesville, Fla. | W | 10-1 |
| 1990 | 2/11 | Orlando, Fla. | W | 4-2 |
| 1990 | 5/18 | Coral Gables, Fla. | W | 4-3 |
| 1990 | 5/19 | Coral Gables, Fla. | W | 9-0 |
| 1993 | 3/31 | Coral Gables, Fla. | W | 11-2 |
| 1995 | 2/11 | Kissimmee, Fla. | W | 6-0 |
| 1995 | 2/12 | Kissimmee, Fla. | W | 5-4 |
| 1995 | 4/26 | Coral Gables, Fla. | W | 20-4 |
| 1995 | 4/27 | Coral Gables, Fla. | L | 5-11 |
| 2010 | 3/9 | Orlando, Fla. | W | 19-2 |
| 2010 | 3/23 | Coral Gables, Fla. | L | 3-6 |
| 2011 | 3/22 | Coral Gables, Fla. | W | 4-1 |
| 2012 | 3/14 | Orlando, Fla. | W | 3-2 |
| 2012 | 4/4 | Coral Gables, Fla. | L | 1-4 |
| 2013 | 3/6 | Coral Gables, Fla. | W | 5-0 |
| 2014 | 3/18 | Coral Gables, Fla. | L | 2-9 |
| 2014 | 4/9 | Orlando, Fla. | W | 6-5 |
| 2015 | 4/15 | Coral Gables, Fla. | W | 4-2 |
| 2016 | 3/16 | Orlando, Fla. | W | 5-2 |
| 2016 | 4/13 | Coral Gables, Fla. | W | 8-4 |
| 2017 | 5/10 | Coral Gables, Fla. | L | 2-5 |
| 2018 | 3/14 | Orlando, Fla. | W | 4-3 |
| 2018 | 4/11 | Coral Gables, Fla. | L | 0-4 |
| 2019 | 5/8 | Coral Gables, Fla. | L | 7-8 |

| YEAR | DATE | SITE | W/L | SCORE |
|------|------|---------------|-----|-------|
| 2020 | 3/11 | Orlando, Fla. | W | 3-2 |

Coral Gables: Miami leads, 13-8

Orlando/Kissimmee: Miami leads, 9-0

Neutral Site: Miami leads, 1-0

UCLA

MIAMI LEADS, 13-1

| YEAR | DATE | SITE | W/L | SCORE |
|------|-------|---------------------|-----|-------|
| 1984 | 2/10 | Coral Gables, Fla. | W | 6-5 |
| 1984 | 2/11 | Coral Gables, Fla. | W | 7-6 |
| 1984 | 2/12 | Coral Gables, Fla. | W | 7-6 |
| 1996 | 5/26+ | Austin, Texas | W | 8-4 |
| 1997 | 5/31# | Omaha, Neb. | W | 7-3 |
| 2002 | 3/23 | Coral Gables, Fla. | W | 8-7 |
| 2002 | 3/24 | Coral Gables, Fla. | W | 8-2 |
| 2002 | 3/25 | Coral Gables, Fla. | W | 5-1 |
| 2006 | 2/10 | Los Angeles, Calif. | W | 3-1 |
| 2006 | 2/11 | Los Angeles, Calif. | L | 4-7 |
| 2006 | 2/12 | Los Angeles, Calif. | W | 5-2 |
| 2007 | 2/9 | Coral Gables, Fla. | W | 1-0 |
| 2007 | 2/10 | Coral Gables, Fla. | W | 9-8 |
| 2007 | 2/11 | Coral Gables, Fla. | W | 7-3 |

Coral Gables: Miami leads, 9-0

Los Angeles: Miami leads, 2-1

Neutral Site: Miami leads, 2-0

UCSB

UCSB LEADS, 1-0

| YEAR | DATE | SITE | W/L | SCORE |
|------|-------|-------------|-----|-------|
| 2016 | 6/20# | Omaha, Neb. | L | 3-5 |

Neutral Site: UCSB leads, 1-0

USF

MIAMI LEADS, 84-30

| YEAR | DATE | SITE | W/L | SCORE |
|------|------|--------------------|-----|----------|
| 1967 | 4/25 | Coral Gables, Fla. | W | 11-0 |
| 1967 | 4/26 | Coral Gables, Fla. | L | 8-9 |
| 1968 | 4/27 | Coral Gables, Fla. | W | 7-3 |
| 1968 | 4/27 | Coral Gables, Fla. | L | 1-12 |
| 1969 | 4/18 | Tampa, Fla. | W | 9-5 (10) |
| 1969 | 4/19 | Tampa, Fla. | W | 15-7 |
| 1970 | 4/6 | Coral Gables, Fla. | W | 2-0 |
| 1970 | 4/7 | Coral Gables, Fla. | W | 11-2 |
| 1971 | 4/23 | Tampa, Fla. | W | 6-3 |
| 1971 | 4/24 | Tampa, Fla. | W | 4-1 |
| 1972 | 4/14 | Coral Gables, Fla. | W | 22-4 |
| 1972 | 4/15 | Coral Gables, Fla. | L | 1-5 |
| 1974 | 5/3 | Tampa, Fla. | W | 20-2 |
| 1974 | 5/4 | Tampa, Fla. | W | 9-7 |
| 1975 | 4/11 | Coral Gables, Fla. | W | 6-2 |
| 1975 | 4/12 | Coral Gables, Fla. | W | 6-2 |
| 1976 | 3/5 | Tampa, Fla. | W | 1-0 |
| 1976 | 3/6 | Tampa, Fla. | L | 0-3 |
| 1977 | 4/15 | Coral Gables, Fla. | W | 17-10 |
| 1977 | 4/16 | Coral Gables, Fla. | W | 15-4 |
| 1978 | 4/9 | Coral Gables, Fla. | L | 1-2 |
| 1978 | 4/21 | Tampa, Fla. | L | 2-3 |
| 1978 | 4/22 | Tampa, Fla. | W | 3-1 |
| 1979 | 4/6 | Tampa, Fla. | L | 3-9 |
| 1979 | 4/27 | Tampa, Fla. | W | 3-2 |

ALL-TIME SERIES RESULTS

| YEAR | DATE | SITE | W/L | SCORE | YEAR | DATE | SITE | W/L | SCORE |
|------|-------|--------------------|-----|----------|------|------|--------------------|-----|-------|
| 1979 | 4/27 | Coral Gables, Fla. | W | 10-3 | 1999 | 3/17 | Tampa, Fla. | W | 9-4 |
| 1979 | 4/28 | Coral Gables, Fla. | W | 14-7 | 2000 | 2/18 | Coral Gables, Fla. | W | 8-3 |
| 1980 | 3/7 | Tampa, Fla. | W | 4-3 | 2000 | 2/29 | Coral Gables, Fla. | W | 6-0 |
| 1980 | 3/8 | Tampa, Fla. | W | 8-0 | 2000 | 2/20 | Coral Gables, Fla. | W | 3-2 |
| 1980 | 4/18 | Coral Gables, Fla. | W | 6-4 | 2001 | 3/13 | Tampa, Fla. | W | 8-2 |
| 1981 | 2/28 | Coral Gables, Fla. | W | 13-2 | 2001 | 3/14 | Tampa, Fla. | W | 13-9 |
| 1981 | 3/1 | Coral Gables, Fla. | W | 9-2 | 2002 | 3/8 | Coral Gables, Fla. | L | 6-7 |
| 1981 | 3/1 | Coral Gables, Fla. | W | 17-3 | 2002 | 3/9 | Coral Gables, Fla. | L | 7-13 |
| 1981 | 4/11 | Tampa, Fla. | L | 3-4 | 2002 | 3/10 | Coral Gables, Fla. | W | 8-5 |
| 1981 | 4/11 | Tampa, Fla. | W | 6-5 | 2003 | 3/11 | Coral Gables, Fla. | W | 3-2 |
| 1981 | 4/12 | Tampa, Fla. | W | 7-2 | 2003 | 3/12 | Coral Gables, Fla. | W | 6-4 |
| 1982 | 3/6 | Tampa, Fla. | W | 14-6 | 2004 | 3/16 | Tampa, Fla. | L | 2-7 |
| 1982 | 4/2 | Coral Gables, Fla. | W | 5-4 | 2004 | 3/17 | Tampa, Fla. | W | 17-3 |
| 1982 | 4/3 | Coral Gables, Fla. | W | 15-5 | 2005 | 2/11 | Coral Gables, Fla. | W | 11-9 |
| 1982 | 5/29+ | Coral Gables, Fla. | W | 9-4 | 2005 | 2/12 | Coral Gables, Fla. | W | 7-5 |
| 1983 | 3/4 | Tampa, Fla. | W | 6-1 | 2005 | 2/13 | Coral Gables, Fla. | W | 9-4 |
| 1983 | 3/5 | Tampa, Fla. | W | 2-1 | 2010 | 3/2 | Tampa, Fla. | W | 15-2 |
| 1983 | 3/6 | Tampa, Fla. | W | 11-5 | 2010 | 4/28 | Coral Gables, Fla. | W | 14-7 |
| 1983 | 3/25 | Coral Gables, Fla. | W | 10-7 | 2011 | 3/1 | Tampa, Fla. | L | 2-4 |
| 1983 | 3/26 | Coral Gables, Fla. | W | 8-2 | 2011 | 4/27 | Coral Gables, Fla. | W | 14-5 |
| 1983 | 3/27 | Coral Gables, Fla. | W | 6-5 | 2020 | 2/26 | Coral Gables, Fla. | W | 7-5 |
| 1984 | 2/5 | Coral Gables, Fla. | L | 4-6 | 2021 | 6/5+ | Gainesville, Fla. | L | 2-10 |
| 1984 | 3/6 | Tampa, Fla. | L | 7-8 | | | | | |
| 1984 | 3/6 | Tampa, Fla. | L | 1-2 | | | | | |
| 1984 | 3/7 | Tampa, Fla. | L | 11-18 | | | | | |
| 1984 | 3/30 | Coral Gables, Fla. | W | 11-2 | | | | | |
| 1984 | 3/31 | Coral Gables, Fla. | W | 20-3 | | | | | |
| 1984 | 4/1 | Coral Gables, Fla. | L | 13-16 | | | | | |
| 1985 | 2/5 | Tampa, Fla. | L | 3-4 | | | | | |
| 1985 | 5/17 | Coral Gables, Fla. | W | 9-0 | | | | | |
| 1985 | 5/18 | Coral Gables, Fla. | L | 1-2 | | | | | |
| 1985 | 5/19 | Coral Gables, Fla. | W | 8-3 | | | | | |
| 1986 | 2/11 | Tampa, Fla. | L | 2-7 | | | | | |
| 1986 | 2/12 | Tampa, Fla. | W | 6-5 | | | | | |
| 1986 | 2/21 | Coral Gables, Fla. | L | 4-12 | | | | | |
| 1986 | 2/22 | Coral Gables, Fla. | W | 24-2 | | | | | |
| 1987 | 2/13 | Coral Gables, Fla. | L | 2-4 | | | | | |
| 1987 | 2/14 | Coral Gables, Fla. | W | 10-8 | | | | | |
| 1987 | 3/3 | Tampa, Fla. | W | 4-2 | | | | | |
| 1987 | 3/4 | Tampa, Fla. | L | 3-7 | | | | | |
| 1988 | 2/12 | Coral Gables, Fla. | W | 1-0 | | | | | |
| 1988 | 2/13 | Coral Gables, Fla. | W | 4-3 | | | | | |
| 1988 | 4/18 | Tampa, Fla. | W | 11-4 | | | | | |
| 1988 | 4/19 | Tampa, Fla. | L | 8-11 | | | | | |
| 1989 | 2/10 | Coral Gables, Fla. | W | 1-0 (12) | | | | | |
| 1989 | 2/11 | Coral Gables, Fla. | W | 9-5 | | | | | |
| 1990 | 2/9 | Tampa, Fla. | W | 7-4 | | | | | |
| 1990 | 2/10 | Tampa, Fla. | L | 3-4 | | | | | |
| 1990 | 5/27+ | Coral Gables, Fla. | W | 5-2 | | | | | |
| 1991 | 2/19 | Coral Gables, Fla. | W | 6-1 | | | | | |
| 1991 | 2/20 | Coral Gables, Fla. | W | 4-3 | | | | | |
| 1992 | 3/31 | Tampa, Fla. | W | 15-3 | | | | | |
| 1992 | 4/1 | Tampa, Fla. | W | 8-7 | | | | | |
| 1993 | 5/11 | Coral Gables, Fla. | L | 3-5 | | | | | |
| 1993 | 5/12 | Coral Gables, Fla. | W | 11-6 | | | | | |
| 1995 | 2/25 | Tampa, Fla. | W | 4-3 | | | | | |
| 1995 | 2/26 | Tampa, Fla. | W | 4-3 | | | | | |
| 1995 | 5/27+ | Coral Gables, Fla. | W | 11-10 | | | | | |
| 1996 | 5/3 | Coral Gables, Fla. | W | 3-2 | | | | | |
| 1996 | 5/4 | Coral Gables, Fla. | W | 9-5 | | | | | |
| 1996 | 5/5 | Coral Gables, Fla. | L | 4-10 | | | | | |
| 1997 | 3/24 | Tampa, Fla. | W | 13-2 | | | | | |
| 1997 | 3/25 | Tampa, Fla. | L | 2-11 | | | | | |
| 1998 | 1/30 | Coral Gables, Fla. | W | 8-5 | | | | | |
| 1998 | 1/31 | Coral Gables, Fla. | W | 10-3 | | | | | |
| 1998 | 2/1 | Coral Gables, Fla. | L | 2-15 | | | | | |
| 1999 | 3/16 | Tampa, Fla. | W | 8-5 | | | | | |

Coral Gables: Miami leads, 52-14

Tampa: Miami leads, 32-15

Neutral Site: USF leads, 1-0

UNION

MIAMI LEADS, 3-0

| YEAR | DATE | SITE | W/L | SCORE |
|------|------|--------------------|-----|-------|
| 1971 | 3/8 | Coral Gables, Fla. | W | 8-0 |
| 1971 | 3/8 | Coral Gables, Fla. | W | 5-0 |
| 1971 | 3/9 | Coral Gables, Fla. | W | 4-1 |

Coral Gables: Miami leads, 3-0

VANDERBILT

MIAMI LEADS, 2-0

| YEAR | DATE | SITE | W/L | SCORE |
|------|-------|-------------------|-----|-------|
| 1973 | 5/28+ | Starkville, Miss. | W | 6-5 |
| 1974 | 5/24+ | Starkville, Miss. | W | 7-1 |

Neutral Site: Miami leads, 2-0

VERMONT

MIAMI LEADS, 1-0

| YEAR | DATE | SITE | W/L | SCORE |
|------|------|--------------------|-----|-------|
| 1998 | 3/17 | Coral Gables, Fla. | W | 15-1 |

Coral Gables: Miami leads, 1-0

ALL-TIME SERIES RESULTS

VILLANOVA

MIAMI LEADS, 6-0

| YEAR | DATE | SITE | W/L | SCORE |
|------|-------|--------------------|-----|-------|
| 1989 | 5/25+ | Gainesville, Fla. | W | 3-1 |
| 1989 | 5/28+ | Gainesville, Fla. | W | 4-1 |
| 1992 | 3/3 | Coral Gables, Fla. | W | 12-2 |
| 2000 | 2/25 | Coral Gables, Fla. | W | 13-8 |
| 2014 | 3/4 | Coral Gables, Fla. | W | 17-0 |
| 2014 | 3/5 | Coral Gables, Fla. | W | 7-2 |

Coral Gables: Miami leads, 4-0

Neutral Site: Miami leads, 2-0

VIRGINIA

MIAMI LEADS, 34-29

| YEAR | DATE | SITE | W/L | SCORE |
|------|-------|----------------------|-----|----------|
| 1985 | 5/26+ | Coral Gables, Fla. | W | 11-6 |
| 2001 | 4/27 | Coral Gables, Fla. | L | 0-5 |
| 2001 | 4/28 | Coral Gables, Fla. | W | 5-1 |
| 2001 | 4/29 | Coral Gables, Fla. | W | 12-6 |
| 2003 | 4/11 | Charlottesville, Va. | W | 6-1 |
| 2003 | 4/12 | Charlottesville, Va. | W | 10-4 |
| 2003 | 4/13 | Charlottesville, Va. | L | 2-17 |
| 2004 | 4/23 | Coral Gables, Fla. | W | 8-0 |
| 2004 | 4/24 | Coral Gables, Fla. | W | 22-3 |
| 2004 | 4/25 | Coral Gables, Fla. | L | 3-4 |
| 2005 | 5/13 | Charlottesville, Va. | W | 7-6 |
| 2005 | 5/14 | Charlottesville, Va. | W | 1-0 |
| 2005 | 5/15 | Charlottesville, Va. | L | 3-4 |
| 2006 | 4/21 | Coral Gables, Fla. | L | 2-8 |
| 2006 | 4/22 | Coral Gables, Fla. | L | 7-15 |
| 2006 | 4/23 | Coral Gables, Fla. | W | 9-8 (10) |
| 2007 | 3/23 | Charlottesville, Va. | L | 1-4 |
| 2007 | 3/24 | Charlottesville, Va. | L | 0-3 |
| 2007 | 3/25 | Charlottesville, Va. | W | 4-2 |
| 2008 | 4/25 | Coral Gables, Fla. | W | 1-0 |
| 2008 | 4/26 | Coral Gables, Fla. | W | 4-3 (10) |
| 2008 | 4/27 | Coral Gables, Fla. | W | 10-0 |
| 2008 | 5/25% | Jacksonville, Fla. | W | 8-4 |
| 2009 | 3/20 | Charlottesville, Va. | L | 4-9 |
| 2009 | 3/21 | Charlottesville, Va. | W | 4-3 |
| 2009 | 3/22 | Charlottesville, Va. | W | 7-5 (8) |
| 2010 | 5/20 | Coral Gables, Fla. | W | 5-4 (11) |
| 2010 | 5/21 | Coral Gables, Fla. | L | 1-3 |
| 2010 | 5/22 | Coral Gables, Fla. | L | 4-7 |
| 2010 | 5/29% | Greensboro, N.C. | L | 8-12 |
| 2011 | 5/13 | Charlottesville, Va. | W | 6-2 |
| 2011 | 5/14 | Charlottesville, Va. | L | 2-3 |
| 2011 | 5/15 | Charlottesville, Va. | L | 4-5 |
| 2011 | 5/27% | Durham, N.C. | L | 4-6 |
| 2012 | 4/28 | Coral Gables, Fla. | L | 3-7 |
| 2012 | 4/29 | Coral Gables, Fla. | L | 4-7 |
| 2012 | 4/30 | Coral Gables, Fla. | L | 4-7 |
| 2013 | 3/29 | Charlottesville, Va. | L | 4-15 |
| 2013 | 3/30 | Charlottesville, Va. | L | 1-8 |
| 2013 | 3/31 | Charlottesville, Va. | W | 4-3 |
| 2014 | 3/22 | Coral Gables, Fla. | W | 7-1 |
| 2014 | 3/23 | Coral Gables, Fla. | L | 3-8 (11) |
| 2014 | 3/24 | Coral Gables, Fla. | L | 3-5 |
| 2015 | 4/17 | Charlottesville, Va. | L | 4-5 |
| 2015 | 4/18 | Charlottesville, Va. | L | 2-5 |
| 2015 | 4/19 | Charlottesville, Va. | W | 8-6 |
| 2015 | 5/20% | Durham, N.C. | W | 9-5 |
| 2016 | 4/22 | Coral Gables, Fla. | L | 5-6 |
| 2016 | 4/23 | Coral Gables, Fla. | W | 9-2 |

| YEAR | DATE | SITE | W/L | SCORE |
|------|-------|----------------------|-----|----------|
| 2016 | 4/24 | Coral Gables, Fla. | L | 3-7 |
| 2017 | 5/13 | Charlottesville, Va. | W | 5-1 |
| 2017 | 5/13 | Charlottesville, Va. | L | 6-13 |
| 2017 | 5/14 | Charlottesville, Va. | L | 4-7 |
| 2018 | 3/23 | Coral Gables, Fla. | W | 3-2 (11) |
| 2018 | 3/24 | Coral Gables, Fla. | W | 1-0 |
| 2018 | 3/25 | Coral Gables, Fla. | W | 8-1 |
| 2019 | 4/13 | Charlottesville, Va. | W | 9-6 |
| 2019 | 4/13 | Charlottesville, Va. | W | 2-1 |
| 2019 | 4/14 | Charlottesville, Va. | W | 3-1 |
| 2019 | 5/23% | Durham, N.C. | W | 10-3 |
| 2021 | 3/26 | Charlottesville, Va. | W | 8-6 |
| 2021 | 3/27 | Charlottesville, Va. | L | 0-4 |
| 2021 | 3/28 | Charlottesville, Va. | W | 4-2 |

Coral Gables: Miami leads, 15-13

Charlottesville: Miami leads, 16-14

Neutral Site: Miami leads, 3-2

VCU

MIAMI LEADS, 3-0

| YEAR | DATE | SITE | W/L | SCORE |
|------|-------|--------------------|-----|-------|
| 2005 | 6/3+ | Coral Gables, Fla. | W | 6-2 |
| 2015 | 6/5\$ | Coral Gables, Fla. | W | 3-2 |
| 2015 | 6/6\$ | Coral Gables, Fla. | W | 10-3 |

Coral Gables: Miami leads, 3-0

VIRGINIA TECH

MIAMI LEADS, 38-10

| YEAR | DATE | SITE | W/L | SCORE |
|------|------|--------------------|-----|----------|
| 2005 | 4/8 | Blacksburg, Va. | W | 7-3 |
| 2005 | 4/9 | Salem, Va. | W | 20-5 |
| 2005 | 4/10 | Salem, Va. | W | 9-5 |
| 2006 | 3/10 | Coral Gables, Fla. | W | 14-3 |
| 2006 | 3/11 | Coral Gables, Fla. | W | 12-3 |
| 2006 | 3/12 | Coral Gables, Fla. | W | 10-4 |
| 2007 | 4/20 | Blacksburg, Va. | W | 11-9 |
| 2007 | 4/21 | Blacksburg, Va. | W | 4-3 |
| 2007 | 4/22 | Blacksburg, Va. | W | 9-5 |
| 2008 | 5/9 | Blacksburg, Va. | W | 12-4 |
| 2008 | 5/10 | Blacksburg, Va. | L | 6-7 |
| 2008 | 5/10 | Blacksburg, Va. | W | 9-2 |
| 2009 | 4/24 | Coral Gables, Fla. | W | 4-1 |
| 2009 | 4/25 | Coral Gables, Fla. | L | 4-7 |
| 2009 | 4/26 | Coral Gables, Fla. | W | 11-3 |
| 2010 | 4/9 | Blacksburg, Va. | L | 7-9 |
| 2010 | 4/10 | Blacksburg, Va. | W | 9-2 |
| 2010 | 4/11 | Blacksburg, Va. | L | 2-4 |
| 2011 | 3/11 | Coral Gables, Fla. | W | 3-1 |
| 2011 | 3/12 | Coral Gables, Fla. | W | 2-1 |
| 2011 | 3/13 | Coral Gables, Fla. | W | 11-1 |
| 2012 | 4/13 | Blacksburg, Va. | W | 6-4 |
| 2012 | 4/14 | Blacksburg, Va. | L | 4-5 |
| 2012 | 4/15 | Blacksburg, Va. | L | 2-3 |
| 2013 | 3/22 | Coral Gables, Fla. | W | 11-9 |
| 2013 | 3/23 | Coral Gables, Fla. | W | 2-0 |
| 2013 | 3/24 | Coral Gables, Fla. | L | 5-8 (10) |
| 2014 | 4/4 | Blacksburg, Va. | W | 8-7 |
| 2014 | 4/5 | Blacksburg, Va. | W | 4-3 |
| 2014 | 4/6 | Blacksburg, Va. | W | 9-2 |
| 2015 | 4/10 | Coral Gables, Fla. | W | 11-1 |
| 2015 | 4/11 | Coral Gables, Fla. | W | 14-4 |
| 2015 | 4/12 | Coral Gables, Fla. | W | 9-1 |
| 2016 | 3/11 | Blacksburg, Va. | L | 3-14 |
| 2016 | 3/12 | Blacksburg, Va. | W | 11-6 |
| 2016 | 3/13 | Blacksburg, Va. | W | 7-2 |
| 2017 | 5/19 | Coral Gables, Fla. | W | 4-2 |
| 2017 | 5/19 | Coral Gables, Fla. | W | 3-1 |

ALL-TIME SERIES RESULTS

| YEAR | DATE | SITE | W/L | SCORE |
|------|------|--------------------|-----|-----------|
| 2017 | 5/20 | Coral Gables, Fla. | W | 7-5 (10) |
| 2018 | 5/11 | Blacksburg, Va. | W | 5-4 (12) |
| 2018 | 5/12 | Blacksburg, Va. | W | 16-4 |
| 2018 | 5/13 | Blacksburg, Va. | W | 12-8 (10) |
| 2019 | 4/26 | Coral Gables, Fla. | W | 4-3 |
| 2019 | 4/27 | Coral Gables, Fla. | W | 1-0 |
| 2019 | 4/28 | Coral Gables, Fla. | W | 2-0 |
| 2021 | 2/26 | Coral Gables, Fla. | L | 3-5 |
| 2021 | 2/27 | Coral Gables, Fla. | W | 3-0 |
| 2021 | 2/28 | Coral Gables, Fla. | L | 6-9 |

Coral Gables: Miami leads, 20-4
Blacksburg/Salem: Miami leads, 18-6

WAGNER

MIAMI LEADS, 1-0

| YEAR | DATE | SITE | W/L | SCORE |
|------|-------|--------------------|-----|-------|
| 2000 | 5/26+ | Coral Gables, Fla. | W | 19-5 |

Coral Gables: Miami leads, 1-0

WAKE FOREST

MIAMI LEADS, 38-12

| YEAR | DATE | SITE | W/L | SCORE |
|------|-------|---------------------|-----|------------|
| 1987 | 2/24 | Coral Gables, Fla. | W | 8-1 |
| 1987 | 2/25 | Coral Gables, Fla. | W | 8-3 |
| 1988 | 2/23 | Coral Gables, Fla. | W | 10-3 |
| 1998 | 2/24 | Coral Gables, Fla. | W | 4-2 |
| 1993 | 5/23 | Chapel Hill, N.C. | L | 4-5 |
| 1999 | 6/4+ | Coral Gables, Fla. | W | 10-2 |
| 1999 | 6/5+ | Coral Gables, Fla. | W | 8-1 |
| 2000 | 1/28 | Orlando, Fla. | W | 6-3 |
| 2005 | 3/18 | Winston-Salem, N.C. | W | 11-2 |
| 2005 | 3/19 | Winston-Salem, N.C. | L | 6-13 |
| 2005 | 3/20 | Winston-Salem, N.C. | W | 12-4 |
| 2006 | 5/12 | Coral Gables, Fla. | W | 13-1 |
| 2006 | 5/13 | Coral Gables, Fla. | W | 11-10 (10) |
| 2006 | 5/14 | Coral Gables, Fla. | L | 5-8 |
| 2006 | 5/25% | Jacksonville, Fla. | W | 4-1 |
| 2007 | 5/11 | Winston-Salem, N.C. | W | 9-8 |
| 2007 | 5/12 | Winston-Salem, N.C. | L | 10-12 |
| 2007 | 5/13 | Winston-Salem, N.C. | W | 2-1 |
| 2007 | 5/26% | Jacksonville, Fla. | L | 3-7 |
| 2008 | 3/21 | Coral Gables, Fla. | W | 17-4 |
| 2008 | 3/23 | Coral Gables, Fla. | W | 23-2 |
| 2009 | 5/14 | Winston-Salem, N.C. | W | 23-5 |
| 2009 | 5/16 | Winston-Salem, N.C. | W | 19-6 |
| 2009 | 5/16 | Winston-Salem, N.C. | W | 4-2 |
| 2010 | 4/2 | Coral Gables, Fla. | W | 7-4 |
| 2010 | 4/3 | Coral Gables, Fla. | W | 9-8 (11) |
| 2010 | 4/4 | Coral Gables, Fla. | W | 10-1 |
| 2011 | 3/18 | Winston-Salem, N.C. | W | 4-1 |
| 2011 | 3/19 | Winston-Salem, N.C. | W | 4-3 |
| 2011 | 3/20 | Winston-Salem, N.C. | W | 5-3 |
| 2011 | 5/28% | Durham, N.C. | W | 4-2 |
| 2012 | 5/11 | Coral Gables, Fla. | W | 11-0 |
| 2012 | 5/12 | Coral Gables, Fla. | L | 2-7 |
| 2012 | 5/13 | Coral Gables, Fla. | W | 6-3 |
| 2012 | 5/25% | Greensboro, N.C. | W | 6-3 |
| 2013 | 5/10 | Winston-Salem, N.C. | W | 8-3 |
| 2013 | 5/11 | Winston-Salem, N.C. | L | 4-5 |
| 2013 | 5/12 | Winston-Salem, N.C. | L | 3-9 |
| 2015 | 3/20 | Winston-Salem, N.C. | W | 15-2 |
| 2015 | 3/21 | Winston-Salem, N.C. | W | 12-7 |
| 2015 | 3/22 | Winston-Salem, N.C. | L | 4-10 |

| YEAR | DATE | SITE | W/L | SCORE |
|------|-------|---------------------|-----|-------|
| 2017 | 3/31 | Coral Gables, Fla. | L | 1-2 |
| 2017 | 4/1 | Coral Gables, Fla. | W | 5-1 |
| 2017 | 4/2 | Coral Gables, Fla. | L | 0-9 |
| 2017 | 5/26% | Louisville, Ky. | W | 5-2 |
| 2019 | 5/10 | Winston-Salem, N.C. | W | 7-3 |
| 2019 | 5/11 | Winston-Salem, N.C. | W | 8-4 |
| 2019 | 5/13 | Winston-Salem, N.C. | L | 7-9 |
| 2021 | 3/12 | Coral Gables, Fla. | W | 10-0 |
| 2021 | 3/13 | Coral Gables, Fla. | W | 6-3 |

Coral Gables: Miami leads, 18-4
Winston-Salem: Miami leads, 15-6
Neutral Site: Miami leads, 5-2

WASHINGTON STATE

TIED, 1-1

| YEAR | DATE | SITE | W/L | SCORE |
|------|------|--------------------|-----|-------|
| 1990 | 3/20 | Coral Gables, Fla. | W | 12-2 |
| 1990 | 3/21 | Coral Gables, Fla. | L | 0-3 |

Coral Gables: Tied, 1-1

WATERLOO

WATERLOO LEADS, 2-0

| YEAR | DATE | SITE | W/L | SCORE |
|------|------|--------------------|-----|-------|
| 1954 | | Coral Gables, Fla. | L | 2-15 |
| 1954 | | Coral Gables, Fla. | L | 0-4 |

Coral Gables: Waterloo leads, 2-0

WESLEYAN

MIAMI LEADS, 20-5-1

| YEAR | DATE | SITE | W/L | SCORE |
|------|------|--------------------|-----|----------|
| 1958 | 4/1 | Coral Gables, Fla. | W | 6-5 (10) |
| 1958 | 4/2 | Coral Gables, Fla. | L | 5-21 |
| 1961 | 3/30 | Coral Gables, Fla. | W | 9-0 |
| 1961 | 3/31 | Coral Gables, Fla. | W | 7-4 |
| 1961 | 4/1 | Coral Gables, Fla. | W | 6-0 |
| 1962 | 3/29 | Coral Gables, Fla. | L | 5-8 |
| 1962 | 3/30 | Coral Gables, Fla. | W | 7-0 |
| 1962 | 3/31 | Coral Gables, Fla. | L | 3-6 |
| 1963 | 3/25 | Coral Gables, Fla. | L | 1-6 |
| 1963 | 3/26 | Coral Gables, Fla. | W | 8-5 |
| 1963 | 3/27 | Coral Gables, Fla. | W | 6-5 (10) |
| 1963 | 3/28 | Coral Gables, Fla. | W | 6-4 |
| 1964 | 3/26 | Coral Gables, Fla. | W | 10-2 |
| 1964 | 3/27 | Coral Gables, Fla. | W | 2-1 (10) |
| 1964 | 3/28 | Coral Gables, Fla. | L | 4-6 |
| 1964 | 3/30 | Coral Gables, Fla. | W | 5-4 |
| 1964 | 3/30 | Coral Gables, Fla. | T | 4-4 |
| 1965 | 3/29 | Coral Gables, Fla. | W | 6-5 |
| 1965 | 3/30 | Coral Gables, Fla. | W | 6-4 |
| 1965 | 3/31 | Coral Gables, Fla. | W | 6-3 |
| 1966 | 3/31 | Coral Gables, Fla. | W | 3-2 |
| 1966 | 4/1 | Coral Gables, Fla. | W | 5-4 |
| 1966 | 4/2 | Coral Gables, Fla. | W | 3-0 |
| 1967 | 3/30 | Coral Gables, Fla. | W | 1-0 |
| 1967 | 3/31 | Coral Gables, Fla. | W | 4-2 |
| 1968 | 3/29 | Coral Gables, Fla. | W | 5-1 |

Coral Gables: Miami leads, 20-5-1

ALL-TIME SERIES RESULTS

WESTCHESTER STATE

MIAMI LEADS, 3-2

| YEAR | DATE | SITE | W/L | SCORE |
|------|------|--------------------|-----|-------|
| 1975 | 3/30 | Coral Gables, Fla. | L | 6-14 |
| 1975 | 3/31 | Coral Gables, Fla. | L | 3-5 |
| 1976 | 3/12 | Coral Gables, Fla. | W | 4-3 |
| 1976 | 3/20 | Coral Gables, Fla. | W | 8-1 |
| 1978 | 3/23 | Coral Gables, Fla. | W | 5-2 |

Coral Gables: Miami leads, 3-2

WESTERN CAROLINA

MIAMI LEADS, 4-1

| YEAR | DATE | SITE | W/L | SCORE |
|------|-------|--------------------|-----|-------|
| 1986 | 5/23+ | Coral Gables, Fla. | W | 10-8 |
| 1993 | 5/28+ | Baton Rouge, La. | L | 5-10 |
| 1994 | 5/13 | Coral Gables, Fla. | W | 7-2 |
| 1994 | 5/14 | Coral Gables, Fla. | W | 8-2 |
| 1994 | 5/15 | Coral Gables, Fla. | W | 5-4 |

Coral Gables: Miami leads, 4-0

Neutral Site: Western Carolina leads, 1-0

WESTERN KENTUCKY

MIAMI LEADS, 1-0

| YEAR | DATE | SITE | W/L | SCORE |
|------|------|--------------------|-----|-------|
| 1978 | 3/16 | Coral Gables, Fla. | W | 3-2 |

Coral Gables: Miami leads, 1-0

WESTERN MICHIGAN

MIAMI LEADS, 2-0-1

| YEAR | DATE | SITE | W/L | SCORE |
|------|------|--------------------|-----|-------|
| 1968 | 3/25 | Coral Gables, Fla. | W | 3-1 |
| 1968 | 3/27 | Coral Gables, Fla. | W | 5-1 |
| 1968 | 3/28 | Coral Gables, Fla. | T | 6-6 |

Coral Gables: Miami leads, 2-0-1

WICHITA STATE

MIAMI LEADS, 6-3

| YEAR | DATE | SITE | W/L | SCORE |
|------|-------|--------------------|-----|----------|
| 1982 | 6/7# | Omaha, Neb. | W | 4-3 |
| 1982 | 6/12# | Omaha, Neb. | W | 9-3 |
| 1983 | 2/11 | Coral Gables, Fla. | W | 12-8 |
| 1983 | 2/14 | Coral Gables, Fla. | L | 3-5 |
| 1983 | 2/14 | Coral Gables, Fla. | L | 3-5 |
| 1984 | 5/17 | Wichita, Kan. | L | 7-8 (11) |
| 1984 | 5/18 | Wichita, Kan. | W | 14-4 |
| 1984 | 5/19 | Wichita, Kan. | W | 5-4 |
| 1990 | 3/30 | Minneapolis, Minn. | W | 2-1 |

Coral Gables: Wichita State leads, 2-1

Wichita: Miami leads, 2-1

Neutral Site: Miami leads, 3-0

WILLIAM & MARY

MIAMI LEADS, 2-0

| YEAR | DATE | SITE | W/L | SCORE |
|------|------|--------------------|-----|-------|
| 1969 | 4/4 | Coral Gables, Fla. | W | 3-1 |
| 1969 | 4/5 | Coral Gables, Fla. | W | 11-5 |

Coral Gables: Miami leads, 2-0

WILLIAM PATTERSON

MIAMI LEADS, 1-0

| YEAR | DATE | SITE | W/L | SCORE |
|------|------|--------------------|-----|-------|
| 1982 | 3/21 | Coral Gables, Fla. | W | 17-7 |

Coral Gables: Miami leads, 1-0

WINTHROP

MIAMI LEADS, 4-2

| YEAR | DATE | SITE | W/L | SCORE |
|------|------|--------------------|-----|-------|
| 1999 | 5/14 | Coral Gables, Fla. | W | 17-1 |
| 1999 | 5/15 | Coral Gables, Fla. | W | 9-2 |
| 1999 | 5/16 | Coral Gables, Fla. | W | 8-2 |
| 2006 | 2/3 | Coral Gables, Fla. | W | 16-4 |
| 2006 | 2/5 | Coral Gables, Fla. | L | 3-8 |
| 2006 | 2/5 | Coral Gables, Fla. | L | 3-4 |

Coral Gables: Miami leads, 4-2

WISCONSIN-MILWAUKEE

MIAMI LEADS, 3-1

| YEAR | DATE | SITE | W/L | SCORE |
|------|------|--------------------|-----|-------|
| 2002 | 3/20 | Coral Gables, Fla. | L | 10-13 |
| 2013 | 2/22 | Coral Gables, Fla. | W | 6-1 |
| 2013 | 2/23 | Coral Gables, Fla. | W | 6-1 |
| 2013 | 2/24 | Coral Gables, Fla. | W | 7-6 |

Coral Gables: Miami leads, 3-1

WRIGHT STATE

MIAMI LEADS, 8-1

| YEAR | DATE | SITE | W/L | SCORE |
|------|------|--------------------|-----|-------|
| 2006 | 5/5 | Coral Gables, Fla. | W | 4-2 |
| 2006 | 5/6 | Coral Gables, Fla. | W | 14-1 |
| 2006 | 5/7 | Coral Gables, Fla. | W | 15-1 |
| 2007 | 5/4 | Coral Gables, Fla. | W | 3-2 |
| 2007 | 5/5 | Coral Gables, Fla. | W | 11-2 |
| 2007 | 5/6 | Coral Gables, Fla. | W | 13-5 |
| 2015 | 2/27 | Coral Gables, Fla. | W | 8-7 |
| 2015 | 2/28 | Coral Gables, Fla. | W | 4-3 |
| 2015 | 3/1 | Coral Gables, Fla. | L | 6-12 |

Coral Gables: Miami leads, 6-0

ALL-TIME SERIES RESULTS

YALE

MIAMI LEADS, 7-3

| YEAR | DATE | SITE | W/L | SCORE |
|------|------|--------------------|-----|----------|
| 1957 | 3/19 | Coral Gables, Fla. | W | 9-8 |
| 1957 | 3/20 | Coral Gables, Fla. | W | 8-5 |
| 1957 | 3/21 | Coral Gables, Fla. | L | 7-23 |
| 1959 | 3/23 | Coral Gables, Fla. | W | 4-1 |
| 1959 | 3/26 | Coral Gables, Fla. | W | 3-2 |
| 1959 | 3/28 | Coral Gables, Fla. | W | 6-2 |
| 1959 | 3/30 | Coral Gables, Fla. | L | 2-6 (10) |
| 1959 | 3/30 | Coral Gables, Fla. | L | 3-4 |
| 1959 | 3/31 | Coral Gables, Fla. | W | 11-9 |
| 1992 | 3/22 | Coral Gables, Fla. | W | 12-3 |

Coral Gables: Miami leads, 7-3

MILITARY TEAMS

425th AIR FORCE

MIAMI LEADS, 1-0

| YEAR | DATE | SITE | W/L | SCORE |
|------|------|--------------------|-----|-------|
| 1951 | 4/21 | Coral Gables, Fla. | W | 11-2 |

Coral Gables: Miami leads, 1-0

CHERRY POINT MARINES

MIAMI LEADS, 2-0

| YEAR | DATE | SITE | W/L | SCORE |
|------|------|--------------------|-----|-------|
| 1949 | 4/26 | Coral Gables, Fla. | W | 10-2 |
| 1949 | 4/27 | Coral Gables, Fla. | W | 15-1 |

Coral Gables: Miami leads, 2-0

FT. BENNING INFANTRY

FT. BENNING INFANTRY LEADS, 1-0

| YEAR | DATE | SITE | W/L | SCORE |
|------|------|------------------|-----|-------|
| 1946 | 4/16 | Ft. Benning, Ga. | L | 0-7 |

Ft. Benning: Ft. Benning Infantry leads, 1-0

FT. BENNING PARA

MIAMI LEADS, 1-0

| YEAR | DATE | SITE | W/L | SCORE |
|------|------|------------------|-----|-------|
| 1946 | 4/16 | Ft. Benning, Ga. | W | 9-5 |

Ft. Benning: Miami leads, 1-0

MARITIME ACADEMY

MIAMI LEADS, 1-0

| YEAR | DATE | SITE | W/L | SCORE |
|------|------|------|-----|-------|
| 1953 | 3/1* | - | W | 11-1 |

McDILL AFB

TIED, 1-1

| YEAR | DATE | SITE | W/L | SCORE |
|------|------|--------------------|-----|-------|
| 1946 | 4/29 | Coral Gables, Fla. | W | 6-4 |
| 1946 | 4/30 | Coral Gables, Fla. | L | 11-13 |

Coral Gables: Tied, 1-1

OPA LOCKA MARINES

OPA LOCKA MARINES LEAD, 3-2

| YEAR | DATE | SITE | W/L | SCORE |
|------|------|------|-----|-----------|
| 1953 | 4/11 | - | L | 6-7 |
| 1953 | 5/8 | - | L | 2-4 |
| 1953 | 5/9 | - | L | 6-10 (10) |
| 1954 | 5/10 | - | W | 15-8 |
| 1954 | 5/11 | - | W | 8-1 |

PARRIS ISLAND MARINES

PARRIS ISLAND MARINES LEAD, 6-1-1

| YEAR | DATE | SITE | W/L | SCORE |
|------|------|------|-----|-------|
| 1951 | 3/27 | - | L | 0-2 |
| 1951 | 3/28 | - | W | 5-3 |
| 1952 | 3/31 | - | L | 2-6 |
| 1952 | 4/1 | - | L | 1-6 |
| 1953 | 4/6 | - | T | 12-12 |
| 1953 | 4/7 | - | L | 3-8 |
| 1954 | 3/29 | - | L | 0-10 |
| 1954 | 3/30 | - | L | 2-7 |

PATRICK AFB

MIAMI LEADS, 10-2

| YEAR | DATE | SITE | W/L | SCORE |
|------|------|--------------------|-----|-------|
| 1952 | 5/3 | Coral Gables, Fla. | W | 14-5 |
| 1953 | 3/16 | Coral Gables, Fla. | W | 13-1 |
| 1953 | 3/17 | Coral Gables, Fla. | L | 7-11 |
| 1953 | 3/20 | Cocoa, Fla. | W | 7-3 |
| 1953 | 3/21 | Cocoa, Fla. | W | 12-5 |
| 1954 | 5/2 | Coral Gables, Fla. | L | 0-7 |
| 1954 | 5/2 | Coral Gables, Fla. | W | 9-6 |
| 1954 | 5/3 | Coral Gables, Fla. | W | 3-2 |
| 1955 | 3/18 | Coral Gables, Fla. | W | 15-2 |
| 1955 | 3/19 | Coral Gables, Fla. | W | 15-2 |
| 1955 | 4/24 | Cocoa, Fla. | W | 8-0 |
| 1955 | 4/24 | Cocoa, Fla. | W | 4-0 |

Coral Gables: Miami leads, 6-2

Cocoa: Miami leads, 4-0

PINE CASTLE AFB

MIAMI LEADS, 3-0

| YEAR | DATE | SITE | W/L | SCORE |
|------|------|--------------------|-----|-------|
| 1955 | 3/25 | Orlando, Fla. | W | 12-4 |
| 1955 | 4/6 | Coral Gables, Fla. | W | 10-0 |
| 1955 | 4/7 | Coral Gables, Fla. | W | 9-5 |

Coral Gables: Miami leads, 2-0

Orlando: Miami leads, 1-0

ALL-TIME SERIES RESULTS

OLYMPIC TEAMS

ITALY

MIAMI LEADS, 2-0

| YEAR | DATE | SITE | W/L | SCORE |
|------|-------|--------------------|-----|-------|
| 1967 | 3/26* | Coral Gables, Fla. | W | 11-0 |
| 1984 | 2/15* | Coral Gables, Fla. | W | 10-0 |

Coral Gables: Miami leads, 2-0

PANAMA

MIAMI LEADS, 1-0

| YEAR | DATE | SITE | W/L | SCORE |
|------|------|--------------------|-----|-------|
| 1986 | 4/5* | Minneapolis, Minn. | W | 8-0 |

Neutral Site: Miami leads, 1-0

MAJOR LEAGUE TEAMS

ATLANTA BRAVES

ATLANTA BRAVES LEAD, 2-0

| YEAR | DATE | SITE | W/L | SCORE |
|------|-------|--------------------|-----|-------|
| 1983 | 3/13* | Coral Gables, Fla. | L | 0-4 |
| 1984 | 3/20* | Coral Gables, Fla. | L | 5-13 |

Coral Gables: Atlanta Braves lead, 2-0

BALTIMORE ORIOLES

BALTIMORE ORIOLES LEAD, 8-1

| YEAR | DATE | SITE | W/L | SCORE |
|------|-------|--------------------|-----|-------|
| 1976 | 4/5* | Coral Gables, Fla. | L | 4-11 |
| 1977 | 3/31* | Coral Gables, Fla. | L | 7-11 |
| 1979 | 4/1* | Coral Gables, Fla. | L | 3-5 |
| 1980 | 3/13* | Coral Gables, Fla. | L | 2-8 |
| 1981 | 4/6* | Coral Gables, Fla. | L | 2-16 |
| 1982 | 3/10* | Coral Gables, Fla. | W | 7-6 |
| 1983 | 3/31* | Coral Gables, Fla. | L | 7-14 |
| 1984 | 3/13* | Coral Gables, Fla. | L | 2-12 |
| 1989 | 3/14* | Coral Gables, Fla. | L | 0-5 |

Coral Gables: Baltimore Orioles lead, 8-1

BROOKLYN DODGERS

BROOKLYN DODGERS LEAD, 1-0

| YEAR | DATE | SITE | W/L | SCORE |
|------|-------|--------------------|-----|-------|
| 1950 | 3/17* | Coral Gables, Fla. | L | 0-2 |

Coral Gables: Brooklyn Dodgers lead, 1-0

BROOKLYN DODGERS 'B'

BROOKLYN DODGERS 'B' LEADS, 4-0

| YEAR | DATE | SITE | W/L | SCORE |
|------|-------|------|-----|-------|
| 1951 | 3/16* | - | L | 5-13 |
| 1951 | 3/17* | - | L | 0-1 |
| 1952 | 3/11* | - | L | 1-7 |
| 1952 | 3/24* | - | L | 2-11 |

MIAMI MARLINS

MIAMI MARLINS LEAD, 10-2-1

| YEAR | DATE | SITE | W/L | SCORE |
|------|-------|--------------------|-----|---------|
| 1997 | 3/30* | Homestead, Fla. | L | 1-2 |
| 1999 | 3/4* | Coral Gables, Fla. | L | 3-12 |
| 2000 | 4/1* | Coral Gables, Fla. | L | 6-12 |
| 2002 | 3/6* | Coral Gables, Fla. | T | 5-5 (3) |
| 2003 | 2/27* | Jupiter, Fla. | L | 1-5 |
| 2004 | 3/3* | Jupiter, Fla. | L | 6-7 |
| 2005 | 3/1* | Jupiter, Fla. | W | 9-7 |
| 2006 | 3/1* | Jupiter, Fla. | L | 8-9 |
| 2008 | 2/26* | Jupiter, Fla. | L | 2-7 |
| 2010 | 3/3* | Jupiter, Fla. | L | 3-19 |
| 2011 | 2/27* | Jupiter, Fla. | W | 9-8 |
| 2012 | 3/6* | Miami, Fla. | L | 6-7 |
| 2014 | 2/26* | Jupiter, Fla. | L | 2-5 |
| 2015 | 3/3* | Jupiter, Fla. | L | 1-7 |
| 2016 | 3/1* | Jupiter, Fla. | L | 1-5 |
| 2018 | 3/27* | Miami, Fla. | L | 22-2 |

Coral Gables: Miami Marlins lead, 2-0-1

Jupiter: Miami Marlins lead, 6-2

Miami: Miami Marlins lead, 1-0

Neutral Site: Miami Marlins lead, 2-0

MONTREAL EXPOS

MONTREAL EXPOS LEAD, 3-0

| YEAR | DATE | SITE | W/L | SCORE |
|------|-------|-----------------------|-----|-------|
| 1978 | 4/5* | Coral Gables, Fla. | L | - |
| 1982 | 3/23* | West Palm Beach, Fla. | L | 4-12 |
| 1982 | 3/30* | Coral Gables, Fla. | L | 0-7 |

Coral Gables: Montreal Expos lead, 2-0

West Palm Beach: Montreal Expos lead, 1-0

TAMPA BAY DEVIL RAYS

TAMPA BAY DEVIL RAYS LEAD, 1-0

| YEAR | DATE | SITE | W/L | SCORE |
|------|------|-----------------|-----|-------|
| 1999 | 3/3* | Tampa Bay, Fla. | L | 0-5 |

Tampa Bay: Tampa Bay Devil Rays lead, 1-0

KEY

% - ACC Tournament

+ - NCAA Regional

\$ - NCAA Super Regional

- College World Series

* - Exhibition

NCAA TOURNAMENT HISTORY

| YEAR | REGIONAL | SUPER REGIONAL | CWS | | COACH | NOTES |
|------|--------------------------|--------------------------|--------|---------------|-------------|--|
| | SITE (RECORD) | OPPONENT (RECORD) | RECORD | FINISH | | |
| 1971 | Gastonia, N.C. (1-2) | — | — | — | Ron Fraser | First postseason appearance |
| 1973 | Starkville, Miss. (3-2) | — | — | — | Ron Fraser | Began 44-year postseason streak |
| 1974 | Starkville, Miss. (4-1) | — | 3-2 | 2nd | Ron Fraser | First of 25 CWS appearances |
| 1975 | Starkville, Miss. (2-2) | — | — | — | Ron Fraser | Third of 14-year streak w/40+ wins |
| 1976 | Arlington, Texas (1-2) | — | — | — | Ron Fraser | Fifth straight non-FL Regional (10 total) |
| 1977 | Coral Gables, Fla. (3-2) | — | — | — | Ron Fraser | First time hosting an NCAA Regional |
| 1978 | Coral Gables, Fla. (4-1) | — | 2-2 | T-3rd | Ron Fraser | Began five-year streak of CWS trips |
| 1979 | Coral Gables, Fla. (3-0) | — | 0-2 | Outside Top 4 | Ron Fraser | Second of four-year streak >.800 W% |
| 1980 | Coral Gables, Fla. (3-0) | — | 2-2 | 4th | Ron Fraser | Third of six-year streak w/50+Ws |
| 1981 | Coral Gables, Fla. (4-0) | — | 1-2 | Outside Top 4 | Ron Fraser | First 60+ win season (UM record .859) |
| 1982 | Coral Gables, Fla. (3-0) | — | 5-0 | CHAMPION | Ron Fraser | First championship; Danny Smith MOP |
| 1983 | Tallahassee, Fla. (2-2) | — | — | — | Ron Fraser | Ended 13-game Regional winning streak |
| 1984 | Tallahassee, Fla. (4-1) | — | 1-2 | Outside Top 4 | Ron Fraser | Began three-year streak of CWS trips |
| 1985 | Coral Gables, Fla. (3-1) | — | 5-1 | CHAMPION | Ron Fraser | Second championship; Greg Ellena MOP |
| 1986 | Coral Gables, Fla. (4-0) | — | 3-2 | 3rd | Ron Fraser | Eighth time in nine years w/50+ wins |
| 1987 | Tallahassee, Fla. (0-2) | — | — | — | Ron Fraser | First time going winless in postseason |
| 1988 | Coral Gables, Fla. (4-0) | — | 1-2 | Outside Top 4 | Ron Fraser | First of 16 of 18 year stretch <20 Ls |
| 1989 | Gainesville, Fla. (4-1) | — | 1-2 | Outside Top 4 | Ron Fraser | First Gainesville Regional (four total) |
| 1990 | Coral Gables, Fla. (3-2) | — | — | — | Ron Fraser | Sixth of 11 all-time .800+ W% seasons |
| 1991 | Fresno, Calif. (1-2) | — | — | — | Ron Fraser | Ended 14-year streak w/Regional in Fla. |
| 1992 | Coral Gables, Fla. (4-1) | — | 2-2 | T-3rd | Ron Fraser | Only lost seven games in regular season |
| 1993 | Baton Rouge, La. (0-2) | — | — | — | Brad Kelley | Only time from '88-'01 under 40 wins |
| 1994 | Coral Gables, Fla. (4-0) | — | 1-2 | Outside Top 4 | Jim Morris | Began six-year streak of CWS trips |
| 1995 | Coral Gables, Fla. (4-1) | — | 2-2 | T-3rd | Jim Morris | Both CWS losses to USC (finished 2nd) |
| 1996 | Austin, Texas (4-1) | — | 3-1 | 2nd | Jim Morris | Pat Burrell CWS MOP/nonwinning team |
| 1997 | Coral Gables, Fla. (5-1) | — | 2-2 | T-3rd | Jim Morris | Only time with five wins in Regional |
| 1998 | Coral Gables, Fla. (4-1) | — | 1-2 | Outside Top 4 | Jim Morris | Third of four-year streak w/50+ wins |
| 1999 | Coral Gables, Fla. (3-0) | vs. Wake Forest (2-0) | 4-0 | CHAMPION | Jim Morris | Third championship; Beat FSU in final |
| 2000 | Coral Gables, Fla. (3-0) | @ Florida State (1-2) | — | — | Jim Morris | UM grad Bertman won fifth title w/LSU |
| 2001 | Coral Gables, Fla. (3-0) | vs. Clemson (2-0) | 4-0 | CHAMPION | Jim Morris | Fourth championship; C. Jimerson MOP |
| 2002 | Gainesville, Fla. (3-1) | @ South Carolina (1-2) | — | — | Jim Morris | Ended 14-game Regional winning streak |
| 2003 | Coral Gables, Fla. (3-1) | vs. NC State (2-0) | 1-2 | Outside Top 4 | Jim Morris | Both CWS losses to Texas (won title) |
| 2004 | Coral Gables, Fla. (3-0) | vs. Florida (2-0) | 1-2 | Outside Top 4 | Jim Morris | Beat LSU in opener but lost next two games |
| 2005 | Coral Gables, Fla. (3-0) | @ Nebraska (0-2) | — | — | Jim Morris | First time swept in Super Regional |
| 2006 | Lincoln, Neb. (3-0) | @ Mississippi (2-1) | 1-2 | Outside Top 4 | Jim Morris | Won opener vs. OSU, who won championship |
| 2007 | Columbia, Mo. (1-2) | — | — | — | Jim Morris | Ended 10-game Regional winning streak |
| 2008 | Coral Gables, Fla. (3-0) | vs. Arizona (2-1) | 1-2 | Outside Top 4 | Jim Morris | Only lost eight games in regular season |
| 2009 | Gainesville, Fla. (2-2) | — | — | — | Jim Morris | First of three straight eliminated by UF |
| 2010 | Coral Gables, Fla. (3-1) | @ Florida (0-2) | — | — | Jim Morris | 90-91 last time two straight w/o CWS |
| 2011 | Gainesville, Fla. (2-2) | — | — | — | Jim Morris | Regional hosted by CWS runner-up UF |
| 2012 | Coral Gables, Fla. (0-2) | — | — | — | Jim Morris | Hosted CWS contender #4 seed SBU |
| 2013 | Louisville, Ky. (1-2) | — | — | — | Jim Morris | Traveled to future ACC member UofL |
| 2014 | Coral Gables, Fla. (3-2) | — | — | — | Jim Morris | Won ACC Reg. Season Championship |
| 2015 | Coral Gables, Fla. (3-1) | vs. VCU (2-0) | 1-2 | Outside Top 4 | Jim Morris | First CWS appearance since 2008 |
| 2016 | Coral Gables, Fla. (3-0) | vs. Boston College (2-1) | 0-2 | Outside Top 4 | Jim Morris | 2nd straight CWS trip for first time since 03-04 |
| 2019 | Starkville, Miss. (2-2) | — | — | — | Gino DiMare | First postseason appearance under DiMare |
| 2021 | Gainesville, Fla. (1-2) | — | — | — | Gino DiMare | 47th postseason appearance |

NCAA TOURNAMENT RECORD BREAKDOWN

BY ROUND

| | W | L | PCT |
|----------------------|-----|----|------|
| Regional | 129 | 50 | .721 |
| Super Regional | 18 | 11 | .621 |
| College World Series | 48 | 42 | .533 |

BY SUPER REGIONAL SITE

| | W | L | PCT |
|--------------------|----|---|------|
| Coral Gables, Fla. | 14 | 2 | .875 |
| Columbia, S.C. | 1 | 2 | .333 |
| Gainesville, Fla. | 0 | 2 | .000 |
| Lincoln, Neb. | 0 | 2 | .000 |
| Oxford, Miss. | 2 | 1 | .667 |
| Tallahassee, Fla. | 1 | 2 | .333 |

BY REGIONAL SITE

| | W | L | PCT |
|--------------------|----|----|-------|
| Arlington, Texas | 1 | 2 | .333 |
| Austin, Texas | 4 | 1 | .800 |
| Baton Rouge, La. | 0 | 2 | .000 |
| Columbia, Mo. | 1 | 2 | .333 |
| Coral Gables, Fla. | 88 | 17 | .838 |
| Fresno, Calif. | 1 | 2 | .333 |
| Gainesville, Fla. | 12 | 8 | .600 |
| Gastonia, N.C. | 1 | 2 | .333 |
| Lincoln, Neb. | 3 | 0 | 1.000 |
| Louisville, Ky. | 1 | 2 | .333 |
| Starkville, Miss. | 11 | 7 | .611 |
| Tallahassee, Fla. | 6 | 5 | .545 |

BY COACH

| | W | L | PCT |
|-------------|-----|----|------|
| Ron Fraser | 86 | 45 | .656 |
| Brad Kelley | 0 | 2 | .000 |
| Jim Morris | 104 | 52 | .667 |
| Gino DiMare | 3 | 4 | .429 |

COLLEGE BASEBALL HALL OF FAME

RON FRASER COLLEGE BASEBALL HALL OF FAME INDUCTEE (2006) HEAD COACH (1963-1992)

"The Wizard of College Baseball." In a career spanning 30 years, the Nutley, N.J., native won just about everything, including NCAA national titles in 1982 and 1985. He left the coaching ranks as second winningest all-time coach with a 1,271-438-9 (.747) record. His UM teams set a NCAA record with 20 consecutive playoff appearances. His career at Miami spanned more three decades, with eight trips to the College World Series. A 26-time coach of the year, he is a member of five halls of fame. Ron Fraser's uniform No. 1 was retired on April 24, 1993.


It was Fraser's knack for marketing and promotion that drew the masses and earned him the nickname "The Wizard of College Baseball." Miami players were wearing white shoes and colored gloves before Charlie Finley. Perhaps Fraser's biggest extravaganza was the baseball fundraiser dubbed "A Night With Ron Fraser" on Feb. 16, 1977, a \$5,000-a-plate gourmet dinner on the infield. Five-star chefs served a 10-course dinner of caviar, Alaskan king crab legs and pheasant under glass. A harpist in a white tuxedo played on the mound and violinists strolled among the tables. Fraser's expertise extended worldwide. On the international front, his crowning glory was becoming the first Team USA coach when baseball was a medal sport at the 1992 Summer Games.



SKIP BERTMAN COLLEGE BASEBALL HALL OF FAME INDUCTEE (2006) ASSISTANT COACH (1976-1983)

After a standout career as an assistant coach for eight seasons with the University of Miami, Skip Bertman guided LSU to five NCAA baseball titles (1991, '93, '96, '97, 2000), seven SEC championships and a record of 870-330-3 (.724) in 18 seasons (1984-2001). He was named National Coach of the Year six times, and his teams drew huge crowds to venerable Alex Box Stadium, as LSU led the nation in attendance in each of his final six seasons (1996-2001).


Bertman also served as head coach of the 1996 U.S. Olympic team that captured the bronze medal in Atlanta. He was inducted into the American Baseball Coaches Association Hall of Fame in January 2003. He earned his B.A. in health and physical education from Miami in 1961 and received his master's degree from UM in 1964.



NEAL HEATON COLLEGE BASEBALL HALL OF FAME INDUCTEE (2008) PITCHER (1979-81)

Neal Heaton, nicknamed "The Heater" during his time with the Hurricanes, holds almost all of Miami's pitching records, including victories in a season (18) and career (42) and strikeouts in a game (23), season (172) and career (381). In three years, Heaton was twice named an All-American, by ABCA in 1980 and by consensus in 1981 and in 1981 was drafted by the Cleveland Indians.

Heaton is the first Hurricane to play in a big league all-star game and was inducted into the UM Hall of Fame in 1992.



COLLEGE BASEBALL HALL OF FAME

ALEX FERNANDEZ
COLLEGE BASEBALL HALL OF FAME INDUCTEE (2014)
PITCHER (1989)

Alex Fernandez was named Freshman of the Year and a first-team All-American in 1989, where he won 15 games with a 2.01 ERA and 177 strikeouts in 147 innings.

Fernandez threw the first no-hitter by a freshman in program history on March 18, and four days later recorded a 15-strikeout game against rival Florida. His eight complete games in 1989 rank eighth-most for a single-season by any Hurricanes pitcher all-time, while his 177 strikeouts rank second-most for a single season.

Fernandez went on to play at Miami-Dade College before declaring for the 1990 MLB Draft. He was the fourth overall pick that season, and went on to 10-year professional career.

He was a key player on a Florida Marlins team that won the 1997 World Series.




MIKE FIORE
COLLEGE BASEBALL HALL OF FAME INDUCTEE (2014)
OUTFIELDER (1985-1988)

A four-year UM starter, Fiore rewrote the Hurricanes record books by setting 12 UM batting marks, including hits (341), runs (258), doubles (63), runs batted in (235) and total bases (506).

Fiore earned Freshman All-American honors in leading Miami to the 1985 NCAA crown and was a consensus All-American as a senior. He is the only Dick Howser Trophy winner in program history, having earned the honor in 1987 after leading the Hurricanes to an appearance in the College World Series in Omaha, Neb.

Fiore also played on the 1988 gold-medal winning USA Olympic team.

Fiore completed his business degree on time in 1988, and following that season, was drafted and signed by the St. Louis Cardinals. For five seasons, he served as Associate Director and General Manager for USA Baseball.



JIM MORRIS
COLLEGE BASEBALL HALL OF FAME INDUCTEE (2020)
HEAD COACH (1994-2018)

Known as "3," Jim Morris was one of the most successful head coaches in college baseball history with 1,594 career victories as a Division I skipper.

In 25 seasons at Miami, Morris won 1,090 games, made the NCAA postseason in 23 straight years, reached the College World Series 13 times and won National Championships in 1999 and 2001 and the ACC Baseball Regular Season Championship in 2008, 2014 and 2016.

A three-time national coach of the year and 2008 Atlantic Coast Conference Coach of the Year, Morris set an NCAA record for guiding a program to the CWS in each of his first six years at UM. In addition, Morris won 17 of 23 NCAA Regional appearances at UM, including a record 13 straight to start his tenure in Coral Gables.



NATIONAL AWARD WINNERS

ZACK COLLINS

2016 JOHNNY BENCH AWARD

Zack Collins, who was selected by the Chicago White Sox in the first round of the 2016 Major League Baseball First-Year Player Draft in early June, became the first University of Miami representative to win the Johnny Bench Award when he was named the winner at a banquet in Wichita, Kansas on June 30, 2016.

Collins beat out finalists Logan Ice (Oregon State) and Keith Skinner (North Florida) for the honor.

The Pembroke Pines, Fla., native, who earned first-team All-America honors from Baseball America, D1Baseball, NCBWA, Perfect Game and Rawlings, delivered a dominant final season swinging the bat and behind the plate in 2016.

Collins batted .363, leading Miami with 16 home runs and 59 RBI to go along with a nation-leading total of 78 walks. He reached base at a .544 clip, the second-highest in the country, and recorded a team-high .668 slugging percentage.

A back-to-back All-ACC First-Team selection, Collins started 62 of a possible 64 games the year he won the Johnny Bench, including 59 starts behind the plate. He made just four errors as a key member of a Miami defense that tied for first nationally with a .983 fielding percentage.

Collins, who signed a professional contract with the White Sox as the No. 10 overall pick, ended the season ranked third among active players in career home runs (42), third in career RBI (183) and first in career walks (177).

In Collins' three seasons with the Hurricanes, Miami won two ACC regular season championships (2014, 2016) and three straight ACC Coastal Division titles (2014-16), and made two trips to the College World Series (2015, 2016).

BRYAN GARCIA

2016 STOPPER OF THE YEAR AWARD

University of Miami closer Bryan Garcia was named the 2016 Stopper of the Year on June 18, 2016, by the National Collegiate Baseball Writers Association (NCBWA) at TD Ameritrade Park Omaha, becoming the first Hurricane hurler to receive the award.

Garcia was named a semifinalist for the Dick Howser Trophy and earned first-team All-American

honors from the NCBWA and third-team All-Atlantic Coast Conference honors while helping Miami earn the ACC regular-season championship and the No. 3 national seed in the NCAA postseason.

A sixth-round pick of the Detroit Tigers, the righthander had 18 saves, second in the nation, and a 2-0 record with a 1.95 ERA in 37 innings over 34 appearances during his award-winning junior season. Garcia allowed 25 hits and 17 walks while striking out 54 batters, holding opponents to a .184 batting average.

The Miami native established the school's career saves record on May 26, 2016 at the ACC Championship against NC State with his 40th save and collected three more saves during the NCAA postseason, bringing his Miami-leading total to 43 for his career.

PAT BURRELL

1998 GOLDEN SPIKES AWARD

Miami's baseball program has seen many great players, but none came to Mark Light Stadium with more expectations, or accomplished more than Pat Burrell. The 1995 California Coaches Player of the Year at San Jose's Bellarmine Prep School, Burrell was selected with the 43rd overall pick in the 1995 MLB Draft by the Boston Red Sox, but chose Miami over professional baseball. Hurricane fans are grateful he did.

Nicknamed "Pat the Bat", his 1996 season was one of the best in college baseball history. He hit a home run in his first game in the Orange & Green, and tallied five home runs in his first six games. He became the first freshman in NCAA history to lead the nation in hitting with a .484 batting average. He totaled 23 home runs and 64 RBI, as the Canes advanced to the Championship Game of the College World Series, where he became only the third player ever to win the CWS MVP award on a team that did not win the title. He was named a first-team All-American by Collegiate Baseball and Baseball America.

The third baseman followed his impressive debut season with 21 home runs, 76 RBI and a .409 average in 1997, once again winning All-American honors. He toured with Team USA, hitting 12 homers in 34 games and was named Summer Player of the Year by Baseball America. In 1998, Burrell missed 38 games due to a back injury, but still compiled 17 HR's with 47 RBI with a .432 average, leading the Canes to the CWS for the third straight year.

NATIONAL AWARD WINNERS

His .886 career slugging percentage ranks second all-time in NCAA history, and his .442 career batting average is seventh all-time, both school records. In the Miami record books, Burrell ranks second in career home runs (61), second in total bases (465), tied for seventh in RBI (187), and sixth in walks (170).

The Philadelphia Phillies made Pat the No. 1 overall pick in the 1998 Major League Baseball draft. He joined the big league club in 2000, finishing fourth in Rookie of the Year balloting. He was co-winner of the 2005 Mike Schmidt Phillies MVP Award. In 2007, he joined Schmidt and Bobby Abreu as the only Phillies players in history to hit 20 homers in seven consecutive seasons.

In 2002, he established "Burrell's Buddies", providing tickets to youth groups that show outstanding character. Pat and his wife, the former Michelle Fonseca, were married November, 10, 2007 in California.

MIKE FIORE

1987 DICK HOWSER TROPHY

A four-year UM starter, Mike Fiore was a member of the 1988 gold medal-winning USA team. The gritty outfielder rewrote the Hurricanes' record book by setting 12 UM batting marks, including hits (341), runs (258), doubles (63), runs batted in (235) and total bases (506).

Fiore earned Freshman All-American honors in leading Miami to the 1985 NCAA crown and was a consensus All-American as a senior. Fiore completed his business degree on time in 1988, and following that season, was drafted and signed by the St. Louis Cardinals. For five seasons, he was the the Associate Director and General Manager for USA Baseball.

ORLANDO GONZALEZ

1974 LEFTY GOMEZ PLATE AWARD

The first University of Miami player ever to have his jersey retired (No. 20), Orlando Gonzalez has gone down in the UM annals as the team's best all-around first baseman. A .300 hitter out of Dade South Community College, Gonzalez hit .338 and stole 34 bases in his first season with the Canes. He followed that performance with a banner senior season. He slugged his way to a .402 average and

stole a then-NCAA record 62 bases. His aggressive style at the plate and on the base paths led the Hurricanes to their first-ever College World Series, where Miami finished second to Southern Cal., who that year won its fifth consecutive CWS title.

Following that College World Series which saw "Big O" drive in seven runs with his seven hits, he became the first recipient of the annual Lefty Gomez Plate Award as the outstanding player in collegiate baseball. He was named to the College World Series all tournament team and as an All American selection by Sporting News and the NCAA coaches as well.

Although not a power hitter--as a lefty shooting against long right field fences he hit but two homers in 1973 and one in 1974-- Gonzalez did have the tools of a fine baseball player. He combined overall hitting with great speed and quickness. He also was adept with the glove. He was a part of most of UM's 68 double plays-- a UM record for that time in twin killings Gonzalez was drafted by the Cleveland Indians following his two-year stint at UM. It was with the Philadelphia Phillies and the Oakland Athletics, though, that he played at the major league level.

ALL-AMERICANS

AACBC

AM. ASSOC. COLLEGE COACHES - 1ST TEAM

| | |
|------|----------------------|
| 1974 | Orlando Gonzalez, 1B |
| 1974 | Stan Jakubowski, P |
| 1975 | Wayne Krenchicki, SS |
| 1976 | Gavin Long, P |
| 1977 | Rick Montoni, OF |
| 1980 | Neal Heaton, P |
| 1981 | Neal Heaton, P |

ABCA / RAWLINGS

ABCA / RAWLINGS - 1ST TEAM

| | |
|------|----------------------|
| 1969 | Larry Pyle, OF |
| 1974 | Orlando Gonzalez, 1B |
| 1980 | Neal Heaton, P |
| 1981 | Neal Heaton, P |
| 1986 | Rick Raether, P |
| 1988 | Mike Fiore, OF |
| 1992 | Jeff Alkire, P |
| 1994 | Danny Graves, P |
| 1996 | Pat Burrell, 3B |
| 1997 | Pat Burrell, 3B |
| 1998 | Alex Santos, P |
| 2010 | Yasmani Grandal, C |
| 2015 | David Thompson, 3B |
| 2016 | Zack Collins, C |

ABCA / RAWLINGS - 2ND TEAM

| | |
|------|----------------------|
| 2005 | Ryan Braun, 3B |
| 2005 | Cesar Carrillo, P |
| 2009 | Kyle Bellamy, P |
| 2016 | Michael Medavilla, P |

ABCA / RAWLINGS - 3RD TEAM

| | |
|------|---------------------|
| 2013 | Bryan Radziewski, P |
| 2014 | Chris Diaz, P |
| 2015 | Zack Collins, C |
| 2021 | Carson Palmquist, P |

BASEBALL AMERICA

BASEBALL AMERICA - 1ST TEAM

| | |
|------|--------------------|
| 1981 | Neal Heaton, P |
| 1985 | Rick Raether, P |
| 1986 | Rick Raether, P |
| 1988 | Mike Fiore, OF |
| 1989 | Alex Fernandez, P |
| 1990 | Oscar Munoz, P |
| 1992 | Jeff Alkire, P |
| 1994 | Danny Graves, P |
| 1996 | Pat Burrell, 3B |
| 1997 | Pat Burrell, DH |
| 1998 | Aubrey Huff, 3B |
| 1998 | Alex Santos, P |
| 2005 | Ryan Braun, DH |
| 2008 | Yonder Alonso, DH |
| 2009 | Kyle Bellamy, P |
| 2010 | Yasmani Grandal, C |
| 2015 | David Thompson, 3B |
| 2016 | Zack Collins, C |

BASEBALL AMERICA - 2ND TEAM

| | |
|------|---------------------|
| 1982 | Danny Smith, P |
| 1996 | Robbie Morrison, P |
| 2005 | Cesar Carrillo, P |
| 2007 | Yonder Alonso, 1B |
| 2008 | Chris Hernandez, P |
| 2008 | Blake Tekotte, OF |
| 2008 | Jemile Weeks, 2B |
| 2021 | Carson Palmquist, P |

BASEBALL AMERICA - 3RD TEAM

| | |
|------|--------------------|
| 1996 | Rudy Gomez, 2B |
| 1997 | Robbie Morrison, P |
| 1998 | Bobby Hill, SS |
| 1998 | Pat Burrell, DH |
| 1998 | Robbie Morrison, P |
| 1999 | Bobby Hill, SS |

ALL-AMERICANS

2004 Cesar Carrillo, P
2015 George Iskenderian, 2B

COLLEGIATE BASEBALL

COLLEGIATE BASEBALL - 1ST TEAM

1992 Jeff Alkire, P
1994 Danny Graves, P
1995 Jay Tessmer, P
1996 Pat Burrell, 3B
1996 Robbie Morrison, P
1997 Pat Burrell, 3B
2008 Yonder Alonso, DH
2008 Chris Hernandez, P
2008 Jemile Weeks, 2B
2010 Yasmani Grandal, C
2014 Chris Diaz, P
2015 David Thompson, 3B

COLLEGIATE BASEBALL - 2ND TEAM

1989 Joe Grahe, P
1992 Charles Johnson, C
1998 Alex Santos, P
1998 Aubrey Huff, DH
1999 Michael Neu, P
2000 David Gil, P
2001 Javy Rodriguez, SS
2004 Cesar Carrillo, P
2005 Ryan Braun, 3B
2005 Cesar Carrillo, P
2009 Kyle Bellamy, P
2013 Bryan Radziewski, P
2020 Brian Van Belle, P
2020 Chris McMahon, P
2021 Carson Palmquist P

COLLEGIATE BASEBALL - 3RD TEAM

1993 Dave Berg, 2B
1995 Kenny Henderson, P

1996 J.D. Arteaga, P
1997 Robbie Morrison, P
1998 Robbie Morrison, P
1999 Alex Santos, P
2000 Kevin Howard, 3B
2004 Jim Burt, 1B
2005 Jon Jay, OF
2007 Yonder Alonso, 1B
2010 Chris Hernandez, P

BASEBALL WEEKLY

BASEBALL WEEKLY - 1ST TEAM

1998 Alex Santos, P

NCBWA SUPER TEAM

1994 Danny Graves, P
1994 Luis Hernandez, 2B
1995 Jay Tessmer, P
1996 J.D. Arteaga, P
1996 Pat Burrell, 3B
1997 J.D. Arteaga, P
1997 Pat Burrell, 3B
1998 Pat Burrell, 3B
1998 Bobby Hill, SS
1998 Aubrey Huff, 1B
1998 Alex Santos, P
1999 Bobby Hill, SS

NCBWA

NCBWA - 1ST TEAM

2005 Cesar Carrillo, P
2008 Yonder Alonso, DH
2008 Jemile Weeks, 2B
2009 Kyle Bellamy, RP
2015 George Iskenderian, 2B
2015 David Thompson, 3B
2016 Zack Collins, C

ALL-AMERICANS

NCBWA - 2ND TEAM

2005 Ryan Braun, 3B
 2008 Chris Hernandez, P
 2013 Bryan Radziewski, P

NCBWA - 3RD TEAM

2008 Carlos Gutierrez, P
 2014 Bryan Garcia, P

SPORTING NEWS

1974 Orlando Gonzalez, 1B
 1978 Augie Ruiz, P
 1980 Ross Jones, SS
 1981 Neal Heaton, P
 1992 Jeff Alkire, P
 1994 Danny Graves, P
 1997 Pat Burrell, 3B
 1998 Aubrey Huff, DH
 1998 Alex Santos, P

ABCA ALL-ATLANTIC REGION

1984 Darren Mandel, DH
 1986 Rick Raether, P
 1987 Mike Fiore, OF
 1988 Mike Fiore, OF
 1989 Alex Fernandez, P
 1989 Joe Grahe, P
 1990 Oscar Munoz, P
 1992 Jeff Alkire, P
 1994 Danny Graves, P
 1997 J.D. Arteaga, P
 1997 Pat Burrell, 3B
 1998 Pat Burrell, 3B
 1998 Bobby Hill, SS
 1998 Aubrey Huff, 1B
 1998 Jason Michaels, OF
 1998 Alex Santos, P

2005 Ryan Braun, 3B
 2005 Cesar Carrillo, P
 2006 Eddy Rodriguez, C
 2010 Yasmani Grandal, C
 2010 Chris Hernandez, P
 2013 Chris Diaz, P
 2013 Bryan Radziewski, P
 2014 Chris Diaz, P
 2014 Dale Carey, OF
 2015 Zack Collins, C
 2015 David Thompson, 3B
 2015 George Iskenderian, 2B
 2016 Zack Collins, C
 2016 Michael Medavilla, P
 2016 Johnny Ruiz, 2B
 2016 Brandon Lopez, SS
 2016 Bryan Garcia, P
 2019 Adrian Del Castillo, OF
 2021 Christian Del Castillo, OF
 2021 Carson Palmquist, P

FRESHMAN ALL-AMERICANS

BASEBALL AMERICA

BASEBALL AMERICA - 1ST TEAM

| | |
|------|-------------------------|
| 2004 | Jon Jay, OF |
| 2004 | Danny Gil, P |
| 2006 | Jemile Weeks, 2B |
| 2007 | Eric Erickson, P |
| 2007 | Mark Sobolewski, 3B |
| 2008 | Chris Hernandez, P |
| 2014 | Zack Collins, C/DH |
| 2014 | Bryan Garcia, P |
| 2019 | Adrian Del Castillo, DH |
| 2021 | Carson Palmquist, RP |

BASEBALL AMERICA - 2nd TEAM

| | |
|------|---------------------|
| 2011 | Bryan Radziewski, P |
|------|---------------------|

COLLEGIATE BASEBALL

| | |
|------|-----------------------|
| 1999 | Mike Rodriguez, OF |
| 2000 | Danny Matienzo, DH |
| 2000 | Kevin Howard, 3B |
| 2001 | George Huguet, P |
| 2003 | Ryan Braun, SS |
| 2003 | Gaby Sanchez, 3B |
| 2004 | Jon Jay, OF |
| 2004 | Danny Gil, P |
| 2006 | Jemile Weeks, 2B |
| 2007 | Eric Erickson, P |
| 2007 | Mark Sobolewski, 3B |
| 2008 | Chris Hernandez, P |
| 2010 | E.J. Encinosa, P |
| 2014 | Zack Collins, DH |
| 2014 | Bryan Garcia, P |
| 2015 | Michael Mediavilla, P |
| 2016 | Frankie Bartow, P |
| 2018 | Daniel Federman, P |
| 2018 | Isaac Quiñones, C |
| 2018 | Freddy Zamora, SS |

| | |
|------|-------------------------|
| 2019 | Slade Cecconi, P |
| 2019 | Adrian Del Castillo, OF |
| 2021 | Yohandy Morales, 3B |
| 2021 | Carson Palmquist, RP |

D1 BASEBALL

| | |
|------|-------------------------|
| 2019 | Adrian Del Castillo, DH |
|------|-------------------------|

NCBWA

NCBWA - 1ST TEAM

| | |
|------|----------------------|
| 2008 | Chris Hernandez, SP |
| 2014 | Zack Collins, C |
| 2014 | Bryan Garcia, RP |
| 2021 | Carson Palmquist, RP |

NCBWA - 2ND TEAM

| | |
|------|-------------------------|
| 2010 | E.J. Encinosa, RP |
| 2019 | Adrian Del Castillo, OF |

NCBWA AWARDS

FRESHMAN HITTER OF THE YEAR

| | |
|------|-----------------|
| 2014 | Zack Collins, C |
|------|-----------------|

FRESHMAN PITCHER OF THE YEAR

| | |
|------|---------------------|
| 2008 | Chris Hernandez, SP |
|------|---------------------|

PERFECT GAME

| | |
|------|-------------------------|
| 2019 | Adrian Del Castillo, OF |
| 2021 | Alejandro Rosario, SP |

ALL-ACC SELECTIONS

2005

FIRST TEAM

Ryan Braun, 3B

Jon Jay, OF

Cesar Carrillo, SP

SECOND TEAM

Paco Figueroa, OF

2006

FIRST TEAM

Eddy Rodriguez, C

Jon Jay, OF

SECOND TEAM

Jemile Weeks, 2B

Chris Perez, RP

2007

FIRST TEAM

Eric Erickson, SP

SECOND TEAM

Yonder Alonso, 1B

2008

FIRST TEAM

Yonder Alonso, 1B

Jemile Weeks, 2B

Mark Sobolewski, 3B

Ryan Jackson, SS

Blake Tekotte, OF

Chris Hernandez, SP

SECOND TEAM

Eric Erickson, SP

Carlos Gutierrez, RP

2009

FIRST TEAM

Kyle Bellamy, RP

SECOND TEAM

Yasmani Grandal, C

Scott Lawson, 2B

Chris Hernandez, SP

2010

FIRST TEAM

Yasmani Grandal, C

Chris Hernandez, SP

SECOND TEAM

Scott Lawson, 1B

Harold Martinez, 3B

Daniel Miranda, RP

2011

SECOND TEAM

Nathan Melendres, OF

2012

FIRST TEAM

Peter O'Brien, C

SECOND TEAM

Eric Erickson, SP

2013

FIRST TEAM

Bryan Radziewski, SP

ALL-ACC SELECTIONS

2014

FIRST TEAM

Chris Diaz, SP

SECOND TEAM

Dale Carey, OF

Bryan Radziewski, SP

Bryan Garcia, RP

THIRD TEAM

Zack Collins, C

Willie Abreu, OF

Andrew Suarez, SP

2015

FIRST TEAM

George Iskenderian, 2B

David Thompson, 3B

Zack Collins, DH/UT

SECOND TEAM

Thomas Woodrey, SP

THIRD TEAM

Garrett Kennedy, C

Willie Abreu, OF

Andrew Suarez, SP

Bryan Garcia, RP

2016

FIRST TEAM

Zack Collins, C

SECOND TEAM

Johnny Ruiz, 2B

THIRD TEAM

Brandon Lopez, SS

Willie Abreu, OF

Carl Chester, OF

Michael Mediavilla, SP

Bryan Garcia, RP

2017

SECOND TEAM

Jeb Bargfeldt, SP

2018

THIRD TEAM

Evan McKendry, SP

2019

SECOND TEAM

Michael Amditis, C

Adrian Del Castillo, UT

Brian Van Belle, SP

THIRD TEAM

Raymond Gil, 3B

2021

FIRST TEAM

Carson Palmquist, RP

SECOND TEAM

Adrian Del Castillo, C

Christian Del Castillo, OF

Anthony Vilar, 2B

ACC ALL-TOURNAMENT SELECTIONS

2007

Richard O'Brien, C

2008

Yonder Alonso, 1B
 Jemile Weeks, 2B
 Dave DiNatale, OF (MVP)
 Blake Tekotte, OF
 Chris Hernandez, P

2010

Harold Martinez, 3B
 Michael Broad, UT/DH

2011

Zeke DeVoss, 2B

2012

Chantz Mack, OF
 Eric Whaley, P

2014

Dale Carey, OF

2015

Christopher Barr, 1B

2016

Johnny Ruiz, 2B
 Edgar Michelangeli, 3B



Yonder Alonso



Edgar Michelangeli

RETIRED NUMBERS

#1 RON FRASER HEAD COACH

"The Wizard of College Baseball." In a career spanning 30 years, the Nutley, N.J. native won just about everything, including NCAA national titles in 1982 and 1985. He left the coaching ranks as second-winningest all-time coach with a 1,271-438-9 (.747) record. His UM teams set a NCAA record with 20 consecutive playoff appearances. Fraser's expertise extended worldwide as well.

He got his coaching start with the Netherlands that spawned three European Championships. Fraser guided the 1973 United States team that won the world title. In 1987, he led the USA to three upsets of Cuba and ultimately a Silver Medal at the Pan American Games. On the international front, his crowning glory was becoming the first Team USA coach when baseball was a medal sport at the 1992 Summer Games. A 26-time coach of the year, he is a member of 10 halls of fame, including the first class inducted into the College Baseball Foundation Hall of Fame in 2006. Ron Fraser's uniform No. 1 was retired on April 24, 1993.

#3 JIM MORRIS HEAD COACH

Known as "3," Jim Morris was one of the most successful head coaches in college baseball history with 1,594 career victories as a Division I skipper.

In 25 seasons at Miami, Morris won 1,090 games, made the NCAA postseason in 23 straight years, reached the College World Series 13 times and won National Championships in 1999 and 2001 and the ACC Baseball Regular Season Championship in 2008, 2014 and 2016.

A three-time national coach of the year and 2008 Atlantic Coast Conference Coach of the Year, Morris set an NCAA record for guiding a program to the CWS in each of his first six years at UM. In addition, Morris has won 17 of 23 NCAA Regional appearances at UM, including a record 13 straight to start his tenure in Coral Gables. Morris's jersey was retired in a pregame ceremony on March 8, 2019.

#5 DOUG SHIELDS OF

In a stellar four-year career, Shields set a high standard for UM centerfielders for years to come. The Tampa, Fla., native set seven offensive records while leading the Hurricanes to the school's first national title in 1982.

Shields is UM's career leader in games played with 284 and ranks second in career at bats with 871. He ranks third in runs scored (238) and hits (271), and is 10th in career RBI with 165. After graduating with a degree in marketing, Shields was signed by the

Montreal Expos. However, a knee injury short circuited his pro aspirations. In 1988, Shields was one of 11 founders of the UM's Hall of Fame locker room in the varsity clubhouse.

#11 PAT BURRELL 3B

Pat Burrell is the only player in the history of University of Miami baseball to win the coveted Golden Spikes Award. He finished his UM career with the best batting average in school history, hitting .442 over his three-year career and first in slugging percentage at .886. Burrell finished second in career home runs with 61, second in total bases with 465, fifth in RBI with 187 and fourth in walks with 170.

His 1996 freshman campaign was one of the greatest seasons in college baseball history, hitting .484 with 23 home runs and 64 RBI on a team that finished runner-up for the national title. Burrell's sophomore season saw him finish with 21 home runs and a .409 average to go along with 76 RBI. He became Miami's first No. 1 overall pick in the Major League Draft in June of 1998 after hitting .432 with 17 home runs and 47 RBI in an injury-filled junior season

#12 MIKE FIORE OF

A four-year UM starter, Mike Fiore was a member of the 1988 gold medal-winning USA team. The gritty outfielder rewrote the Hurricanes' record book by setting 12 UM batting marks, including hits (341), runs (258), doubles (63), runs batted in (235) and total bases (506).

Fiore earned Freshman All-American honors in leading Miami to the 1985 NCAA crown and was a consensus All-American as a senior. He is also Miami's only Dick Howser Trophy winner, earning the honor in 1987 after leading UM to the College World Series in Omaha, Neb. Fiore completed his business degree on time in 1988, and following that season, was drafted and signed by the St. Louis Cardinals. For five seasons, he was the the Associate Director and General Manager for USA Baseball.

#15 SKIP BERTMAN C/ASST COACH

The first Hurricane baseball coach to have his number retired is best known for taking raw talent and transforming it into wins for Miami and a professional prospect. Bertman served as an assistant under Ron Fraser from 1975-83. He was then named the Head Coach at Louisiana State where he quickly turned that program into a national powerhouse. He played for UM as a catcher and outfielder from 1958-60.

Bertman was also the head coach of the 1996 United States Olympic Baseball Team and is a member of

RETIRED NUMBERS

the University of Miami Sports Hall of Fame. Bertman joined Fraser as an inaugural inductee into the College Baseball Foundation Hall of Fame in 2006.

#20 ORLANDO GONZALEZ 1B

Orlando Gonzalez's aggressive style of play at the plate and on the base paths led the Hurricanes to their first College World Series berth in 1974, a runner-up finish to Southern California. Gonzalez was named to the all-tournament team for his efforts at the CWS.

He won the 1974 Lefty Gomez Plate as the Outstanding Player in College Baseball as well as All-America honors by The Sporting News and the NCAA Coaches Association. He hit .338 with 38 stolen bases as a junior and .402 and 62 swipes as a senior in 1974. Drafted by Cleveland, he saw major league action with the Indians, A's and Phillies.

#23 CHARLES JOHNSON C

Charles Johnson was a three-year letterman for the Hurricanes from 1990-92 and a first-team All-American by The Sporting News in his final season. He currently is listed in the record book in three offensive categories: triples in a season (first, 9), triples in a career (fifth, 12) and home runs in a career (ninth, 38).

Additionally, Johnson led the team in home runs in all three seasons in Coral Gables, as well as RBI in 1992. He was drafted by the Florida Marlins in the first round after his junior season in 1992 and enjoyed a MLB career that spanned 12 seasons.

#25 RANDY GUERRA 1B/P

"Dandy Randy" was "Mister Do-It-All for UM", excelling on the mound and at bat from 1976 to 1979. He won 20 games as a hurler, but was best known as a long-ball hitting first baseman. Guerra finished his career in Coral Gables eighth on the career games played list with 238 appearances.

Guerra's consistency also landed him fifth on the career at bats chart with 839. During his four-year career, Guerra flashed excellent skills at the plate, finishing sixth in Miami history with 252 hits. He also finished tied for ninth with 50 career doubles and tied for seventh with 39 career home runs. Maybe the most impressive statistic of Guerra's career was his 427 career total bases, which ranks third in Hurricane history, and 234 RBI, which ranks second.

#26 NEAL HEATON P

Neal "The Heater" Heaton holds many of UM's pitching records, including victories in a season with 18 and strikeouts in a game with 23. He is second in career wins with 42, third in strikeouts in a season with 172 and third in career strikeouts 381.

In three years, 1979-81, Heaton was twice named an All-American and in 1981 was selected by the Cleveland Indians and made the parent club after just one year in the minors. Heaton was the first Hurricane to play in a big league all-star game.

#29 STAN JAKUBOWSKI P

In 1974, as a 19-year-old sophomore, the right hander posted a 16-3 record and dazzling 1.46 ERA while being named to the AABCA All-America and All-College World Series teams. At the CWS, Jakubowski hurled a nine-hit complete game over Harvard in the Hurricanes' first CWS game ever. Miami finished runner-up to USC in their first College World Series.

Jakubowski finished his Miami career with a 40-14 record, 27 complete games, 432 innings pitched and 1.81 ERA. His 27 complete games is still a Miami school record. He was also a member of the 1974 United States team which won the World Amateur Championship under Ron Fraser.

#33 J.D. ARTEAGA P/ASST COACH

J.D. Arteaga established himself as one of the greatest pitchers to ever take the mound at Mark Light Field. During his four-year career, Arteaga set school records for career starts (72) and victories (43). He is second all-time in innings pitched (458.1) and fifth in career strikeouts (343).

Arteaga ranks second in all-time College World Series starts, leading the Hurricanes to four appearances in Omaha. Arteaga was a 28th-round draft choice of the Mets in the 1997 MLB Draft. He retired in March of 2003 from professional baseball to become the pitching coach at his alma mater.

ALL-TIME #PROCANES BY TEAM

ARIZONA DIAMONDBACKS

| PLAYER | POS | YEARS |
|----------------|------|------------|
| Jorge Fabregas | C | 1998 |
| Chris Herrmann | C/OF | 2016-17 |
| Jon Jay | OF | 2018, 2020 |
| Peter O'Brien | OF | 2015-16 |

ATLANTA BRAVES

| PLAYER | POS | YEARS |
|----------------|-----|-------|
| Brian Barton | OF | 2009 |
| Jorge Fabregas | C | 1999 |

BALTIMORE ORIOLES

| PLAYER | POS | YEARS |
|------------------|-------|------------|
| Aubrey Huff | 3B/DH | 2007-09 |
| Charles Johnson | C | 1999-2000 |
| Wayne Krenchicki | 3B | 1979-81 |
| Mike Pagliarulo | 3B | 1993 |
| Danny Valencia | 3B/OF | 2013, 2018 |
| Jemile Weeks | 2B | 2014 |

BOSTON RED SOX

| PLAYER | POS | YEARS |
|----------------|-----|------------|
| Alex Cora | 2B | 2005-08 |
| Chris Howard | P | 1994 |
| Al Richter | SS | 1951, 1953 |
| Danny Valencia | 3B | 2012 |
| Jemile Weeks | 2B | 2014-15 |

CHICAGO CUBS

| PLAYER | POS | YEARS |
|-------------|-----|---------|
| Bobby Hill | 2B | 2002-03 |
| Jon Jay | OF | 2017 |
| Scott Maine | P | 2010-12 |

CHICAGO WHITE SOX

| PLAYER | POS | YEARS |
|-------------------|-------|---------|
| Yonder Alonso | 1B/DH | 2019 |
| Zack Collins | C | 2019-21 |
| Jorge Fabregas | C | 1997 |
| Alex Fernandez | P | 1990-96 |
| Yasmani Grandal | C | 2020-21 |
| Romy Gonzalez | | 2021 |
| Chris Howard | P | 1993 |
| Jon Jay | OF | 2019 |
| Charles Johnson | C | 2000 |
| Nelson Santovenia | C | 1992 |
| Blake Tekotte | OF | 2013 |

CINCINNATI REDS

| PLAYER | POS | YEARS |
|------------------|-------|-----------|
| Yonder Alonso | 1B/OF | 2010-11 |
| Danny Graves | P | 1997-2005 |
| Kenny Kelly | OF | 2005 |
| Wayne Krenchicki | 3B | 1982-85 |
| Greg Vaughn | OF | 1999 |

CLEVELAND INDIANS

| PLAYER | POS | YEARS |
|------------------|-------|---------------|
| Yonder Alonso | 1B | 2018 |
| Mike Armstrong | P | 1987 |
| Alex Cora | 2B | 2005 |
| Orlando Gonzalez | 1B/OF | 1976 |
| Danny Graves | P | 1996-97, 2006 |
| Neal Heaton | P | 1982-86 |
| Scott Maine | P | 2012 |
| Jason Michaels | OF | 2006-08 |
| Chris Perez | P | 2009-13 |

COLORADO ROCKIES

| PLAYER | POS | YEARS |
|-----------------|-----|---------|
| Yonder Alonso | 1B | 2019 |
| Joe Grahe | P | 1995 |
| Charles Johnson | C | 2003-04 |
| Greg Vaughn | OF | 2003 |

DETROIT TIGERS

| PLAYER | POS | YEARS |
|------------------|-----|---------|
| Bryan Garcia | P | 2019-21 |
| Aubrey Huff | DH | 2009 |
| Kurt Knudsen | P | 1992-94 |
| Wayne Krenchicki | 3B | 1983 |

HOUSTON ASTROS

| PLAYER | POS | YEARS |
|-------------------|-------|---------|
| Buddy Harris | P | 1970-71 |
| Steve Hertz | 3B | 1964 |
| Aubrey Huff | 3B/OF | 2006 |
| Charlton Jimerson | OF | 2005-06 |
| Jason Michaels | OF | 2009-11 |
| Orlando Palmeiro | OF | 2004-07 |

KANSAS CITY ROYALS

| PLAYER | POS | YEARS |
|-------------------|-----|---------|
| Mike Armstrong | P | 1982-83 |
| Jorge Fabregas | C | 2000 |
| Neal Heaton | P | 1992 |
| Jon Jay | OF | 2018 |
| Ross Jones | SS | 1987 |
| Danny Rios | P | 1998 |
| Nelson Santovenia | C | 1993 |
| Danny Valencia | 3B | 2014 |

LOS ANGELES ANGELS OF ANAHEIM

| PLAYER | POS | YEARS |
|------------------|-----|-----------------|
| Jorge Fabregas | C | 1994-97, '01-02 |
| Joe Grahe | P | 1990-94 |
| Ryan Jackson | INF | 2015 |
| Jon Jay | OF | 2021 |
| Orlando Palmeiro | OF | 1995-2002 |

LOS ANGELES DODGERS

| PLAYER | POS | YEARS |
|-----------------|-----|------------|
| Tony Brewer | OF | 1984 |
| Alex Cora | 2B | 1998-2004 |
| John Douglas | 1B | 1945 |
| Charles Johnson | C | 1998 |
| Mike Metcalfe | OF | 1998, 2000 |
| Chris Perez | P | 2014 |
| Mike Piazza | C | 1992-98 |
| F.P. Santangelo | OF | 2000 |
| Yasmani Grandal | C | 2015-18 |

MIAMI MARLINS

| PLAYER | POS | YEARS |
|-----------------|-------|-----------------|
| Dave Berg | SS | 1998-2001 |
| Jorge Fabregas | C | 1999 |
| Alex Fernandez | P | 1997-2000 |
| Charles Johnson | C | 1994-98, '01-02 |
| Michael Neu | P | 2004 |
| Peter O'Brien | 1B/OF | 2018-19 |
| Mike Piazza | C | 1998 |
| Gaby Sanchez | 1B | 2008-12 |

ALL-TIME #PROCANES BY TEAM

MILWAUKEE BREWERS

| PLAYER | POS | YEARS |
|-----------------|-------|---------|
| Ryan Braun | 3B/OF | 2007-20 |
| Jorge Fabregas | C | 2002 |
| Gus Gandarillas | P | 2001 |
| Yasmani Grandal | P | 2019 |
| Neal Heaton | P | 1992 |
| Greg Vaughn | OF | 1989-96 |

MINNESOTA TWINS

| PLAYER | POS | YEARS |
|-----------------|------|---------|
| Neal Heaton | P | 1986 |
| Chris Herrmann | C/OF | 2012-15 |
| Oscar Muñoz | P | 1995 |
| Mike Pagliarulo | 3B | 1991-93 |
| Danny Valencia | 3B | 2010-12 |

NEW YORK METS

| PLAYER | POS | YEARS |
|----------------|-----|-----------|
| Alex Cora | 2B | 2009-10 |
| Jorge Fabregas | C | 1998 |
| Danny Graves | P | 2005 |
| Ross Jones | SS | 1984 |
| Mike Piazza | C | 1998-2005 |

NEW YORK YANKEES

| PLAYER | POS | YEARS |
|-----------------|-----|-----------------|
| Mike Armstrong | P | 1984-86 |
| Neal Heaton | P | 1993 |
| Mike Pagliarulo | 3B | 1984-89 |
| Danny Rios | P | 1997 |
| Wade Taylor | P | 1991 |
| Jay Tessmer | P | 1998-2000, 2002 |

OAKLAND ATHLETICS

| PLAYER | POS | YEARS |
|------------------|----------|---------|
| Yonder Alonso | 1B | 2016-17 |
| Warren Bogle | P | 1968 |
| Orlando Gonzalez | 1B/OF | 1980 |
| Chris Herrmann | C | 2019 |
| Michael Neu | P | 2003 |
| Mike Piazza | DH | 2007 |
| F.P. Santangelo | OF | 2001 |
| Danny Valencia | 3B/OF/1B | 2015-16 |
| Jemile Weeks | 2B | 2011-13 |

PHILADELPHIA PHILLIES

| PLAYER | POS | YEARS |
|------------------|-------|------------|
| Pat Burrell | OF | 2000-08 |
| Orlando Gonzalez | 1B/OF | 1978 |
| Joe Grahe | P | 1999 |
| Ryan Karp | P | 1995, 1997 |
| Jason Michaels | OF | 2001-05 |

PITTSBURGH PIRATES

| PLAYER | POS | YEARS |
|----------------|-----|---------|
| Neal Heaton | P | 1989-91 |
| Bobby Hill | 2B | 2003-05 |
| Jason Michaels | OF | 2008 |
| Gaby Sanchez | 1B | 2012-14 |

SAN DIEGO PADRES

| PLAYER | POS | YEARS |
|-----------------|-------|---------|
| Yonder Alonso | 1B/OF | 2012-15 |
| Mike Armstrong | P | 1980-81 |
| Cesar Carrillo | P | 2009 |
| Yasmani Grandal | C | 2012-14 |
| Jon Jay | OF | 2016 |

| | | |
|-----------------|----|---------|
| Mike Pagliarulo | 3B | 1989-90 |
| Mike Piazza | C | 2006 |
| Eddy Rodriguez | C | 2012 |
| Blake Tekotte | OF | 2011-12 |
| Greg Vaughn | OF | 1996-98 |
| Jemile Weeks | 2B | 2016 |

SAN FRANCISCO GIANTS

| PLAYER | POS | YEARS |
|-----------------|-------|---------|
| Pat Burrell | OF | 2010-11 |
| Aubrey Huff | 3B/OF | 2010-12 |
| F.P. Santangelo | OF | 1999 |
| Mike Schemer | 1B | 1945-46 |
| Andrew Suarez | P | 2018-20 |

SEATTLE MARINERS

| PLAYER | POS | YEARS |
|-------------------|----------|---------|
| Yonder Alonso | 1B | 2017 |
| Chris Herrmann | C | 2018 |
| Charlton Jimerson | OF | 2007-08 |
| Ross Jones | SS | 1986 |
| Jim Maler | 1B | 1981-83 |
| Danny Valencia | 3B/1B/OF | 2017 |

ST. LOUIS CARDINALS

| PLAYER | POS | YEARS |
|------------------|-----|---------|
| Brian Barton | OF | 2008 |
| John Fulgham | P | 1979-80 |
| Ryan Jackson | INF | 2012-13 |
| Jon Jay | OF | 2010-15 |
| Orlando Palmeiro | OF | 2003 |
| Chris Perez | P | 2008-09 |

TAMPA BAY RAYS

| PLAYER | POS | YEARS |
|-----------------|-------|---------|
| Pat Burrell | OF | 2009-10 |
| Aubrey Huff | 3B/OF | 2000-06 |
| Charles Johnson | C | 2005 |
| Kenny Kelly | OF | 2000 |
| Greg Vaughn | OF/DH | 2000-02 |

TEXAS RANGERS

| PLAYER | POS | YEARS |
|-----------------|-----|-------|
| Alex Cora | 2B | 2010 |
| Chris Howard | P | 1995 |
| Mike Pagliarulo | 3B | 1995 |

TORONTO BLUE JAYS

| PLAYER | POS | YEARS |
|----------------|-------|---------|
| Dave Berg | SS | 2002-04 |
| Danny Valencia | 3B/OF | 2014-15 |

WASHINGTON NATIONALS

| PLAYER | POS | YEARS |
|-------------------|-----|---------|
| Alex Cora | 2B | 2011 |
| Neal Heaton | P | 1987-88 |
| Kenny Kelly | OF | 2005 |
| Wayne Krenchicki | 3B | 1986 |
| F.P. Santangelo | OF | 1995-98 |
| Nelson Santovenia | C | 1987-91 |

ALL-TIME MLB DRAFT PICKS

PRE-DRAFT ERA (through 1964)

| YEAR | RD | PICK | NAME, POSITION | TEAM |
|----------|----|------|--------------------|-----------|
| 1956 (1) | FA | -- | Tommy Adams, OF | Phillies |
| 1959 (1) | FA | -- | Ed Harrison, OF | Indians |
| 1962 (1) | FA | -- | Larry Wilson, 1B | Athletics |
| 1963 (1) | FA | -- | Ernie Yaroshuk, OF | Phillies |
| 1964 (2) | FA | -- | Elmer Harris, P | White Sox |
| | FA | -- | Bobby Ward, RHP | Cubs |

DRAFT ERA (1965-current)

| YEAR | RD | PICK | NAME, POSITION | TEAM |
|----------|-----|------|----------------------------------|-----------|
| 1965 (1) | 34 | 531 | Bob Biletnikoff, OF ^A | Athletics |
| 1966 (2) | 1\$ | 17 | Bob Biletnikoff, OF | Yankees |
| | 6 | 102 | Warren Bogle, LHP ^A | Athletics |
| 1967 (5) | 1% | 13 | Fred Kampf, RHP ^A | Athletics |
| | 4% | 73 | Warren Bogle, LHP | Athletics |
| | 5% | 96 | Thomas Brown, SS | Giants |
| | 7% | 134 | James Goodwin, RHP | Indians |
| | 10% | 172 | Robert Yingling, 2B | Athletics |
| 1968 (6) | 1% | 7 | Larry Pyle, OF ^A | Braves |
| | 1% | 15 | Buddy Harris, RHP | Astros |
| | 3\$ | 44 | Fred Kampf, RHP ^A | Mets |
| | 4% | 72 | Fred Kampf, RHP | Athletics |
| | FA | -- | John Danchik, RHP | Red Sox |
| | FA | -- | Dick Stureman, 3B | Mets |
| 1969 (3) | 1\$ | 2 | Larry Pyle, OF | Yankees |
| | 7 | 155 | Jorge Maduro, C | Yankees |
| | 25 | 578 | Thom Lehman, LHP | Astros |
| 1970 (1) | FA | -- | Tony Barletta, C | Dodgers |
| 1971 (4) | 2% | 26 | Joel Green, SS | Cubs |
| | 5\$ | 105 | John Bush, OF | Brewers |
| | 24 | 568 | Terry Brown, LHP | Giants |
| | FA | -- | Tom Borzecki, LHP | Giants |
| 1972 (2) | 2\$ | 29 | Vincent Roberto, OF | Brewers |
| | FA | -- | Ferris French, RHP | Red Sox |
| 1973 (4) | FA | -- | Bob Bartlett, P | Mets |
| | FA | -- | Ralph Edwards, C | Tigers |
| | FA | -- | Rick Patrylo, RHP | Cubs |
| | FA | -- | Wally Pontiff, LHP | Rangers |
| 1974 (6) | 1\$ | 24 | Mike Armstrong, RHP | Reds |
| | 2\$ | 26 | Witt Beckman, OF | Padres |
| | 18 | 410 | Orlando Gonzalez, 1B | Indians |
| | 35 | 664 | Rick Reichle, 3B | Orioles |
| | FA | -- | Benny Castillo, 2B | Expos |
| | FA | -- | Manny Trujillo, OF | Indians |
| 1975 (6) | 2% | 32 | James Crosta, SS | White Sox |
| | 3\$ | 53 | Tom Baxter, RHP | Reds |
| | 27 | 613 | Craig Thorpe, RHP | Pirates |
| | FA | -- | Jerry Brust, RHP | Angels |
| | FA | -- | Rick D'Innocenzio, OF | Giants |
| | FA | -- | Tom Holliday, C | Pirates |
| 1976 (6) | 1\$ | 7 | Wayne Krenchicki, SS | Orioles |
| | 1\$ | 15 | John Fulgham, RHP | Cardinals |
| | 12 | 280 | Pat Callahan, C ^A | Yankees |
| | 28 | 623 | Rick Montoni, OF ^A | Braves |
| | FA | -- | Stan Jakubowski, RHP | Pirates |
| | FA | -- | Bill Malpas, 2B | Reds |
| 1977 (4) | 1% | 9 | Steve Lerner, LHP | Orioles |
| | 8 | 205 | Pat Callahan, C | Yankees |
| | 14 | 339 | Rick Montoni, OF | White Sox |
| | FA | -- | Gavin Long, RHP | Brewers |
| 1978 (7) | 1\$ | 5 | Jim Maler, 1B | Mariners |
| | 3 | 73 | Augie Ruiz, LHP | Dodgers |
| | 19 | 485 | Howie Shapiro, IF ^A | Rangers |
| | 21 | 522 | Randy Guerra, IF ^A | Brewers |
| | 25 | 602 | Humberto Acosta, OF | Brewers |
| | FA | -- | Kevin Ruffler, C | Astros |
| | FA | -- | Tony Vila, RHP | Royals |

| | | | | |
|-----------|-----|-----|--------------------------------|----------------|
| 1979 (9) | 11 | 261 | Mark Batten, RHP | Mariners |
| | 13 | 333 | Ron Batter, C | Royals |
| | 14 | 363 | Randy Guerra, 1B | Yankees |
| | 19 | 482 | Alfredo Rodriguez, IF | Padres |
| | 37 | 841 | Howie Shapiro, 2B | Cubs |
| | FA | -- | Erol Akchurin, RHP | Yankees |
| | FA | -- | Tony Brewer, OF | Yankees |
| | FA | -- | George Persandi, LHP | Twins |
| | FA | -- | Wes Robbins, 2B | Yankees |
| 1980 (8) | 1 | 9 | Ross Jones, SS | Dodgers |
| | 9 | 233 | Matt Tyner, OF | Orioles |
| | 14 | 357 | Bob Bastian, RHP | Angels |
| | 18 | 459 | Jeff Morrison, LHP | Tigers |
| | 24 | 602 | Matt Minium, OF | Indians |
| | 43 | 831 | Luis Duarte, C | Indians |
| | FA | -- | Dave Bisceglia, C | Reds |
| | FA | -- | Paul Hundhammer, IF | Red Sox |
| 1981 (10) | 1\$ | 3 | Rob Murphy, LHP | Reds |
| | 1 | 26 | Frank Castro, C | Padres |
| | 2 | 39 | Neal Heaton, LHP | Indians |
| | 6 | 155 | Mike Pagliarulo, 3B | Yankees |
| | 8 | 194 | Brian Silvas, RHP | Indians |
| | 13 | 325 | Tom Gil, OF | Pirates |
| | 14 | 363 | Mike Browning, RHP | Yankees |
| | 19 | 473 | Jeff Morrison, LHP | Padres |
| | FA | -- | Rob Biagini, 1B | Giants |
| | FA | -- | Alex DeJesus, RHP | Expos |
| 1982 (7) | 1\$ | 2 | Scott Parsons, OF | Padres |
| | 1% | 19 | Nelson Santovenia, C | Expos |
| | 18 | 459 | Mike Kasprzak, RHP | Astros |
| | 24 | 612 | Sam Sorce, RHP | Rangers |
| | 29 | 731 | Doug Shields, OF ^A | Rangers |
| | FA | -- | Eddie Escobano, RHP | Athletics |
| | FA | -- | Mickey Williams, OF | Giants |
| 1983 (14) | 2\$ | 37 | Eduardo Gonzalez, C | Rangers |
| | 2% | 33 | Mark Bauer, RHP | Athletics |
| | 8 | 202 | Dave Eichborn, RHP | Dodgers |
| | 10 | 238 | Danny Smith, LHP | Reds |
| | 10 | 243 | Bill Wrona, SS | Mariners |
| | 16 | 397 | Orlando Ariles, OF | Athletics |
| | 20 | 519 | Phil Lane, OF ^A | Brewers |
| | 25 | 620 | Calvin James, OF ^A | Cubs |
| | 28 | 688 | Camilo Pascual, RHP | Athletics |
| | FA | -- | Pat Griffin, P | Tigers |
| | FA | -- | Steve Lusby, 1B | Angels |
| | FA | -- | Mike Sanicola, OF | Yankees |
| | FA | -- | Mitch Seoane, IF | Yankees |
| | FA | -- | Javier Velazquez, OF | Dodgers |
| 1984 (8) | 2 | 52 | Rob Souza, RHP | Tigers |
| | 6 | 149 | Clarke Lange, 3B | Astros |
| | 7\$ | 175 | Robert Smith, RHP | Blue Jays |
| | 16 | 414 | Phil Lane, OF | Yankees |
| | 19 | 478 | Juan Yancof, RHP | Twins |
| | 21 | 543 | Darren Mandel, C | Yankees |
| | 29 | 702 | Doug Shields, OF | Expos |
| | FA | -- | Frank Russo, RHP | Reds |
| 1985 (7) | 8 | 210 | Don Rowland, 2B | Tigers |
| | 13 | 326 | Calvin James, OF | Astros |
| | 13 | 340 | Alain Patenaude, RHP | Tigers |
| | 18 | 459 | Rick Raether, RHP ^A | Angels |
| | 30 | 760 | Kevin Sheary, RHP ^A | Cardinals |
| | FA | -- | Jon Leake, 3B | Brewers |
| | FA | -- | Willie Martinez, 1B | Orioles |
| 1986 (7) | 1% | 4 | Greg Vaughn, OF | Brewers |
| | 6 | 137 | Rick Raether, RHP | Rangers |
| | 13 | 317 | Dan Davies, LHP | Indians |
| | 25 | 628 | Kevin Sheary, RHP | Mariners |
| | FA | -- | Chris Howard, LHP | Yankees |
| | FA | -- | Gus Meizoso, LHP | Rangers |
| | FA | -- | Kevin Ryan, RHP | Dodgers |

ALL-TIME MLB DRAFT PICKS

| | | | | | | | | | |
|-----------|-----------|-------------|------------------------------|------------------|-----------|-----------|------------|------------------------------|-------------------|
| 1987 (5) | 22 | 560 | Mike Parks, RHP | Dodgers | 1996 (15) | 3 | 88 | Alex Cora, SS | Dodgers |
| | 22 | 574 | Chris Lee, RHP | Astros | | 6 | 158 | Jim Gargiulo, C | Cardinals |
| | 53 | 1203 | David Taylor, OF | Yankees | | 9 | 274 | Denis Pujals, RHP | Devil Rays |
| | FA | -- | Mike Gibbons, RHP | Expos | | 10 | 299 | Rudy Gomez, 2B | Yankees |
| | FA | -- | Wade Taylor, RHP | Yankees | | 17 | 503 | John Kertis, RHP | Rangers |
| 1988 (11) | 5 | 125 | Joe Grahe, RHP^ | Athletics | | 17 | 514 | Mike DeCelle, OF | Devil Rays |
| | 9 | 239 | Kurt Knudson, RHP | Tigers | | 18 | 537 | Allen Westfall, RHP | Mariners |
| | 15 | 392 | Mike Fiore, OF | Cardinals | | 28 | 825 | T.R. Marcinczyk, 1B | Athletics |
| | 20 | 507 | Kirk Dulom, 3B | Angels | | 37 | 1088 | Clint Weibl, RHP | Cardinals |
| | 26 | 669 | Jorge Robles, 2B | Mariners | | 43 | 1272 | Eddie Rivera, OF | Phillies |
| | 28 | 715 | Frank Dominguez, C | Angels | | 43 | 1273 | Kenard Lang, 1B^ | White Sox |
| | 30 | 774 | Trevor Weeks, C | Reds | | 45 | 1320 | Tris Moore, OF | Tigers |
| | 30 | 779 | Will Vespe, 1B^ | Twins | | 54 | 1516 | J.D. Artega, LHP^ | Pirates |
| | 53 | 1291 | Doug DeKock, C | Expos | | 57 | 1570 | Juan Galban, LHP | Braves |
| | 62 | 1390 | Mike Piazza, C | Dodgers | | 60 | 1596 | Ryan Grimmert, OF^ | Mariners |
| | FA | -- | Steffen Majer, RHP | Cardinals | 1997 (9) | 7 | 234 | Eddy Reyes, RHP | Devil Rays |
| 1989 (8) | 2 | 39 | Joe Grahe, RHP | Angels | | 15 | 464 | Jason Michaels, OF^ | Cardinals |
| | 20 | 514 | F.P. Santangelo, SS | Expos | | 16 | 504 | Laz Gutierrez, LHP^ | Rays |
| | 26 | 666 | Jose Trujillo, 2B | Cardinals | | 18 | 535 | Ryan Grimmert, OF | Tigers |
| | 60 | 1420 | Rey Noriega, OF | Yankees | | 22 | 655 | Mandy Jacomino, OF | Tigers |
| | FA | -- | Henry Hernandez, 1B | Cardinals | | 26 | 780 | J.D. Artega, LHP | Mets |
| | FA | -- | Mike Hinde, OF | Twins | | 44 | 1301 | Brad Brewer, RHP | Angels |
| | FA | -- | Will Vespe, OF | Indians | | FA | -- | Mike Lopez-Cao, C | Devil Rays |
| | FA | -- | Larry Walker, C | Yankees | 1998 (8) | 1 | 1 | Pat Burrell, 3B | Phillies |
| 1990 (5) | 1 | 4 | Alex Fernandez, RHP | White Sox | | 2 | 47 | Robbie Morrison, RHP | Royals |
| | 5 | 136 | Oscar Muñoz, RHP | Twins | | 3 | 96 | Alex Santos, RHP^ | Dodgers |
| | 26 | 714 | Shawn Purdy, RHP^ | Athletics | | 4 | 104 | Jason Michaels, OF | Athletics |
| | FA | -- | Juan Flores, C | Brewers | | 5 | 162 | Aubrey Huff, 3B | Devil Rays |
| | FA | -- | Chris Hirsch, C | Expos | | 8 | 248 | Todd Ozias, RHP | Giants |
| 1991 (7) | 1 | 34 | Jorge Fabregas, 3B | Angels | | 13 | 387 | Laz Gutierrez, RHP | Tigers |
| | 16 | 428 | Shawn Purdy, RHP | Angels | | FA | -- | German Alvarez, OF | Braves |
| | 22 | 569 | Ryan Karp, LHP^ | Braves | 1999 (7) | 2 | 66 | Bobby Hill, SS^ | White Sox |
| | 33 | 871 | Orilando Palmeiro, OF | Angels | | 3 | 96 | Russ Jacobson, C | Phillies |
| | 39 | 1014 | Maurice Crum, C | Brewers | | 4 | 115 | Alex Santos, RHP | Devil Rays |
| | FA | -- | Scott Lucas, LHP | Brewers | | 7 | 216 | David Gil, RHP^ | Phillies |
| | FA | -- | Mike Tosar, 2B | Mets | | 29 | 878 | Michael Neu, RHP | Reds |
| 1992 (9) | 1 | 28 | Charles Johnson, C | Marlins | | FA | -- | Darryl Roque, RHP | Expos |
| | 3 | 94 | Gus Gandarillas, RHP | Twins | | FA | -- | Brian Seever, OF | Angels |
| | 5 | 139 | Jeff Alkire, LHP | Cardinals | 2000 (5) | 2 | 43 | Bobby Hill, SS | Cubs |
| | 9 | 242 | Ryan Karp, LHP | Yankees | | 3 | 93 | David Gil, RHP | Reds |
| | 17 | 469 | Jonathon Smith, OF | Mets | | 14 | 416 | Manny Crespo, OF | Mariners |
| | FA | -- | Chris Anderson, IF | Angels | | 40 | 1200 | Mark Walker, OF | Giants |
| | FA | -- | Kevin DiGiacomo, 1B | Indians | | 44 | 1314 | Kevin Brown, 1B^ | Red Sox |
| | FA | -- | Gino DiMare, OF | Red Sox | 2001 (13) | 2 | 54 | Mike Rodriguez, OF | Astros |
| | FA | -- | Frank Mora, C | Mets | | 4 | 121 | Chris Sheffield, RHP | Blue Jays |
| 1993 (6) | 8 | 214 | Jose Prado, RHP | Dodgers | | 4 | 132 | Brian Walker, LHP | Mets |
| | 10 | 272 | Silvio Cansale, LHP | Phillies | | 5 | 146 | Charlton Jimerson, OF | Astros |
| | 38 | 1079 | Dave Berg, 2B | Marlins | | 7 | 207 | Tom Farmer, RHP | Tigers |
| | 44 | 1238 | Chad Rupp, 1B | Twins | | 11 | 330 | Marcus Nettles, OF | Padres |
| | FA | -- | Danny Rios, RHP | Yankees | | 16 | 488 | Mike DiRosa, C | Diamondbacks |
| | FA | -- | Rick Ellstrom, IF | Padres | | 17 | 507 | Dan Smith, RHP | Tigers |
| 1994 (9) | 2 | 55 | Kenny Henderson, RHP^ | Expos | | 19 | 585 | Kevin Brown, 1B | Braves |
| | 3 | 76 | Mike Metcalfe, SS | Dodgers | | 28 | 831 | Troy Robertson, RHP^ | Rangers |
| | 4 | 101 | Danny Graves, RHP | Indians | | 37 | 1112 | Kris Clute, 2B | Marlins |
| | 10 | 278 | Bruce Thompson, OF^ | Cardinals | | FA | -- | Greg Lovelady, C | Marlins |
| | 15 | 425 | Sean Duncan, LHP | White Sox | | FA | -- | Alex Prendes, LHP | Red Sox |
| | 21 | 569 | Alex Miranda, 1B | Athletics | 2002 (7) | 5 | 135 | Kevin Howard, 3B | Reds |
| | 21 | 581 | Eric Morgan, RHP | Mariners | | 5 | 144 | Javy Rodriguez, SS | Angels |
| | 33 | 904 | Luis Hernandez, 2B | Mets | | 11 | 322 | Kiki Bengochea, RHP | Rangers |
| | 45 | 1238 | Walter Owens, OF | Indians | | 15 | 457 | Matt Dyer, 1B | Giants |
| 1995 (10) | 5 | 117 | Kenny Henderson, RHP | Padres | | 21 | 632 | T.J. Prunty, RHP | Twins |
| | 11 | 284 | Danny Buxbaum, 1B | Angels | | 23 | 692 | Danny Matienzo, C^ | Twins |
| | 12 | 327 | Bruce Thompson, OF | Giants | | 47 | 1394 | Troy Robertson, RHP | Mets |
| | 13 | 341 | Rick Gama, 2B | Padres | 2003 (1) | 35 | 1040 | Jim Burt, 1B^ | Blue Jays |
| | 19 | 534 | Jay Tessmer, RHP | Yankees | 2004 (7) | 2 | 54 | Erick San Pedro, C | Expos |
| | 30 | 838 | Jason Adge, RHP | Indians | | 10 | 299 | Adam Ricks, 2B | White Sox |
| | 31 | 866 | Ricky Gonzalez, C | Indians | | 19 | 554 | Jim Burt, 1B | Mets |
| | 36 | 1002 | Adam Finnieston, OF | Royals | | 26 | 771 | J.D. Cockroft, LHP | Rangers |
| | 42 | 1176 | Pete DeMorejon, RHP | White Sox | | 38 | 1133 | Richard Giannotti, OF | Angels |
| | 46 | 1283 | Denis Pujals, RHP^ | Yankees | | 40 | 1207 | Danny Figueroa, OF^ | Athletics |

ALL-TIME MLB DRAFT PICKS

| | | | | | | | | | |
|-----------|-----------|------------|----------------------------|---------------------|-----------|------------|--------------------------|---------------------------|------------------|
| | FA | -- | Brian Barton, OF | Indians | 21 | 629 | Tyler Palmer, OF | Angels | |
| 2005 (10) | 1 | 5 | Ryan Braun, 3B | Brewers | 40 | 1186 | Alex Hernandez, 2B | Astros | |
| | 1 | 18 | Cesar Carrillo, RHP | Padres | 2015 (5) | 2 | 61 | Andrew Suarez, LHP | Giants |
| | 4 | 126 | Gaby Sanchez, C | Marlins | 4 | 119 | David Thompson, 3B | Mets | |
| | 9 | 273 | Paco Figueroa, 2B | Orioles | 7 | 211 | George Iskenderian, 3B | Brewers | |
| | 10 | 305 | Chiqui Chirino, LHP | White Sox | 14 | 432 | Garrett Kennedy, C | Dodgers | |
| | 23 | 685 | Brendan Katin, OF | Brewers | 16 | 485 | Ricky Eusebio, OF | Mariners | |
| | 24 | 711 | Vince Bongiovanni, RHP | Diamondbacks | 2016 (7) | 1 | 10 | Zack Collins, C | White Sox |
| | 34 | 1022 | Brandon Camardese, LHP | Reds | 6 | 170 | Willie Abreu, OF | Rockies | |
| | 43 | 1289 | Danny Figueroa, OF | Orioles | 6 | 175 | Bryan Garcia, RHP | Tigers | |
| | FA | -- | Dan Touchet, RHP | Rangers | 10 | 303 | Brandon Lopez, SS | Twins | |
| 2006 (7) | 1 | 42 | Chris Perez, RHP | Cardinals | 15 | 447 | Danny Garcia, LHP | Mariners | |
| | 2 | 74 | Jon Jay, OF | Cardinals | 18 | 545 | Jacob Heyward, OF | Giants | |
| | 4 | 111 | Ricky Orta, RHP | Mariners | 28 | 847 | Johnny Ruiz, 2B^ | Astros | |
| | 8 | 233 | Tommy Giles, OF | Dodgers | 2017 (2) | 12 | 349 | Carl Chester, OF | Rays |
| | 19 | 576 | Danny Valencia, 3B | Twins | 24 | 716 | Jesse Lepeore, RHP | Rockies | |
| | 20 | 594 | Eddy Rodriguez, C | Reds | 2018 (6) | 11 | 341 | Frankie Bartow, RHP | Nationals |
| | 23 | 678 | Scott Maine, LHP^ | Rockies | 18 | 528 | Romy Gonzalez, 3B | White Sox | |
| 2007 (6) | 6 | 193 | Scott Maine, LHP | Diamondbacks | 18 | 544 | Andrew Cabezas, RHP | Twins | |
| | 8 | 271 | Manny Miguélez, LHP | Tigers | 28 | 825 | Danny Reyes, OF | Tigers | |
| | 30 | 921 | Danny Gil, RHP | Astros | 29 | 855 | Jeb Bargfield, LHP | Tigers | |
| | 34 | 1024 | Enrique Garcia, RHP^ | Cubs | 34 | 1025 | Michael Medavilla, LHP | Brewers | |
| | 48 | 1402 | Walter Diaz, SS | Indians | 2019 (5) | 9 | 278 | Evan McKendry, RHP | Rays |
| | FA | -- | Roger Tomas, SS | Tigers | 15 | 451 | Greg Veliz, RHP | Angels | |
| 2008 (8) | 1 | 7 | Yonder Alonso, 1B | Reds | 21 | 640 | Michael Amditis, C | Indians | |
| | 1 | 12 | Jemile Weeks, 2B | Athletics | 26 | 791 | Mark Mixon, RHP | Dodgers | |
| | 1 | 27 | Carlos Gutierrez, RHP | Twins | 40 | 1213 | Tyler Keysor, RHP^ | Brewers | |
| | 2 | 66 | Dennis Raben, OF | Mariners | 2020 (5) | 1 | 33 | Slade Cecconi, RHP | Diamondbacks |
| | 3 | 101 | Blake Tekotte, OF | Padres | 2 | 46 | Chris McMahon, RHP | Rockies | |
| | 4 | 129 | Mark Sobolewski, 3B | Blue Jays | 2 | 53 | Freddy Zamora, SS | Brewers | |
| | 24 | 719 | Enrique Garcia, RHP | Reds | FA | -- | Brian Van Belle, RHP | Red Sox | |
| | 26 | 786 | Adan Severino, OF | Twins | FA | -- | Tyler Keysor, RHP | Reds | |
| 2009 (9) | 5 | 144 | Jason Hagerly, C | Padres | 2021 (4) | 2 | 67 | Adrian Del Castillo, C | Diamondbacks |
| | 5 | 159 | Ryan Jackson, SS | Cardinals | 6 | 171 | Jake Smith, RHP | Angels | |
| | 5 | 163 | Kyle Bellamy, RHP | White Sox | 15 | 460 | Anthony Vilar, C | Padres | |
| | 6 | 192 | Chris Herrmann, C | Twins | FA | -- | Daniel Federman, RHP | Orioles | |
| | 20 | 620 | Eric Erickson, LHP^ | Cubs | | | | | |
| | 28 | 841 | Dave DiNatale, OF | Rockies | | | | | |
| | 36 | 1073 | John Housey, RHP | Mariners | | | | | |
| | 37 | 1122 | David Gutierrez, RHP^ | Twins | | | | | |
| | 46 | 1400 | Glenn Cook, OF (football) | Cubs | | | | | |
| 2010 (5) | 1 | 12 | Yasmani Grandal, C | Reds | | | | | |
| | 7 | 233 | Chris Hernandez, LHP | Red Sox | | | | | |
| | 18 | 555 | David Gutierrez, RHP | Twins | | | | | |
| | 29 | 881 | Scott Lawson, 2B | Rays | | | | | |
| | 30 | 919 | Iden Nazario, LHP | Cardinals | | | | | |
| 2011 (7) | 2 | 90 | Harold Martinez, 3B | Phillies | | | | | |
| | 3 | 98 | Zeke DeVoss, OF | Cubs | | | | | |
| | 8 | 260 | Danny Miranda, LHP | Cardinals | | | | | |
| | 16 | 500 | Travis Miller, RHP | Cardinals | | | | | |
| | 17 | 513 | Nathan Meledres, OF | Mariners | | | | | |
| | 32 | 984 | Sam Robinson, LHP | Rangers | | | | | |
| | 42 | 1263 | David Villasuso, C | Mariners | | | | | |
| 2012 (7) | 2 | 94 | Peter O'Brien, C | Yankees | | | | | |
| | 7 | 238 | E.J. Encinosa, RHP | Giants | | | | | |
| | 8 | 264 | Stephen Perez, SS | Nationals | | | | | |
| | 20 | 611 | Steven Ewing, LHP | Mariners | | | | | |
| | 34 | 1057 | Eric Erickson, LHP | Yankees | | | | | |
| | FA | -- | Rony Rodriguez, OF | Cubs | | | | | |
| | FA | -- | Cade Kreuter, IF | Padres | | | | | |
| 2013 (5) | 21 | 619 | Eric Nedeljkovic, RHP | Rockies | | | | | |
| | 29 | 867 | Chantz Mack, OF | Mariners | | | | | |
| | 29 | 875 | Bryan radziewski, LHP^ | Cardinals | | | | | |
| | 38 | 1130 | Javi Salas, RHP^ | Brewers | | | | | |
| | FA | -- | Alex San Juan, C | Rockies | | | | | |
| 2014 (7) | 2 | 57 | Andrew Suarez, LHP^ | Nationals | | | | | |
| | 5 | 163 | Chris Diaz, LHP | Braves | | | | | |
| | 7 | 214 | Dale Carey, OF | Nationals | | | | | |
| | 9 | 256 | Bryan Radziewski, LHP | Astros | | | | | |
| | 10 | 296 | Javi Salas, RHP | Brewers | | | | | |

Key: Players selected in June Draft unless otherwise noted. Only one draft (June Draft) following the 1987 season. The first draft was held in 1965. Prior to that players just signed professional contracts.

Bold - played or plays in the Major Leagues

[^] - Returned to school

^{\$} - Selected in January draft

[%] - June Secondary draft



ALL-TIME BASEBALL LETTERMEN

A

| | |
|--------------------|---------------|
| Abrams, Sam | 2011, 2013-15 |
| Abreu, Willie | 2014-16 |
| Acosta, Humberto | 1977-78 |
| Adams, Tommy | 1953-56 |
| Adams, Larry | 1948 |
| Addison, Brent | 1986 |
| Adge, Jason | 1995 |
| Adler, Jim | 1951 |
| Akchurin, Erol | 1977-78 |
| Albir, Marcelo | 2003-04, 06 |
| Alfonso, Gus | 1998 |
| Alfonso, Raudel | 2005-06 |
| Alonso, Yonder | 2006-08 |
| Allen, Connor | 2018 |
| Allen, Jon | 2004 |
| Alkire, Jeff | 1989-92 |
| Alvarez, Bob | 1952-53 |
| Alvarez, German | 1997-98 |
| Alvarez, Ryan | 2016 |
| Amditis, Michael | 2017-19 |
| Anderson, Chris | 1988, 90-92 |
| Archer, John | 1961-62 |
| Arguelles, Anthony | 2021 |
| Armstrong, Mike | 1973 |
| Arrieta, Fadul | 1992-93 |
| Arteaga, J.D. | 1994-97 |
| Artiles, Orlando | 1982-83 |

B

| | |
|-------------------|---------------|
| Baldoni, Fred | 1947-50 |
| Baldor, Nico | 2017 |
| Bargfeldt, Jeb | 2017-18 |
| Barkett, Matt | 2002-03 |
| Barletta, Tony | 1969-70 |
| Barnes, George | 1964 |
| Barquin, Tony | 1980-81 |
| Barr, Christopher | 2013, 2015-17 |
| Barrett, Pat | 1970-71 |
| Bartell, John | 1958-60 |
| Bartlett, Bob | 1971-73 |
| Bastian, Bob | 1980 |
| Barton, Brian | 2003-04 |
| Bartow, Frankie | 2016-18 |
| Batista, Randy | 2016-17 |
| Battaglia, Tom | 1971 |
| Battaglia, Vince | 1970-71 |
| Batten, Mark | 1976-79 |
| Batter, Ron | 1978-79 |
| Bauer, Mark | 1983 |
| Baxter, Tom | 1974 |
| Beal, Stuart | 1954 |
| Beasley, Sean | 1996 |
| Beauprez, Derik | 2014-15 |

| | |
|--------------------|---------|
| Beckman, Witt | 1972-75 |
| Beer, Irv | 1953 |
| Beish, Greg | 1971 |
| Bellamy, Kyle | 2007-09 |
| Bengochea, Kiki | 2000-02 |
| Benoit, Jerry | 1951-53 |
| Berg, Dave | 1992-93 |
| Berry, Steve | 1973 |
| Berry, Red | 1959-61 |
| Beryman, Dick | 1947-48 |
| Bertani, Fred | 1963-65 |
| Berthelot, Eric | 1993 |
| Bertman, Skip | 1958-60 |
| Best, Gary | 1992 |
| Biagini, Rob | 1980-81 |
| Biletnikoff, Bob | 1965 |
| Bisceglia, Dave | 1980 |
| Blackman, Ted | 2009-10 |
| Blanco, Alex | 2002-04 |
| Blank, Jerry | 1946 |
| Blanton, Ed | 1946 |
| Blanton, Jack V. | 1946 |
| Bodanza, Spencer | 2020-21 |
| Boden, Eddie | 1948-49 |
| Bogle, Warren | 1966-67 |
| Boguszewski, Hank | 1973 |
| Bongiovanni, Vince | 2002-05 |
| Bonofiglio, Mario | 1954 |
| Booth, Dean | 1960-61 |
| Borgese, Jeff | 1989 |
| Born, Chad | 2021 |
| Borowicz, Ray | 1971 |
| Borzecki, Tom | 1968-71 |
| Bossory, John | 1963-65 |
| Brady, John | 1962-65 |
| Brande, Luis | 1975-76 |
| Brannan, Ryan | 1994-95 |
| Braun, Ryan | 2003-05 |
| Bravo, Eddie | 1968-69 |
| Brenan, Mike | 1958-59 |
| Breslof, Steve | 1974-75 |
| Brewer, Tony | 1978-79 |
| Brewer, Bob | 1957-59 |
| Brewer, Brad | 1997 |
| Briggi, Danny | 2015 |
| Broad, Michael | 2010-13 |
| Brooks, Walt | 1979 |
| Brown, Clint | 1992 |
| Brown, Kevin | 1998-01 |
| Brown, Tom | 1967 |
| Brown, Terry | 1970-72 |
| Browning, Mike | 1981 |
| Bruce, Wayne | 1973 |
| Bruckner, Dan | 1987-88 |
| Brust, Jerry | 1974-75 |
| Buchowski, Barry | 2016-17 |
| Bundrick, Brian | 1996 |

| | |
|----------------|---------|
| Burmester, Lou | 1980 |
| Burnett, * | 1946 |
| Burns, Michael | 2017-18 |
| Burrell, Bill | 1950-51 |
| Burrell, Pat | 1996-98 |
| Burt, Jim | 2001-04 |
| Burton, Tim | 1996 |
| Bush, Todd | 1990-91 |
| Buxbaum, Danny | 1994-95 |

C

| | |
|--------------------|----------|
| Cabezas, Andrew | 2016-18 |
| Callahan, Pat | 1976-77 |
| Cameron, Rusty | 1970 |
| Campbell, Whitey | 1947-50 |
| Camardese, Brandon | 2002-05 |
| Canevari, Dan | 1979 |
| Cannizzaro, Frank | 1996 |
| Carapella, Al | 1949-50 |
| Carey, Dale | 2011-14 |
| Carmona, Yordani | 2020 |
| Carr, Dave | 1982-83 |
| Carrillo, Cesar | 2004-05 |
| Cartaya, Oscar | 1997 |
| Carter, Dick | 1951-52 |
| Carter, Kevin | 1983-84 |
| Cash, Charlie | 1984 |
| Casoria, Len | 1955-56 |
| Castillo, Benny | 1971-74 |
| Castro, Frank | 1979-81 |
| Catalino, * | 1963 |
| Caudle, Jim | 1953, 57 |
| Cecconi, Slade | 2019-20 |
| Censale, Silvio | 1991-93 |
| Chaney, Joe | 1977 |
| Channell, Ryan | 1999 |
| Chefas, John | 1963 |
| Chester, Carl | 2015-17 |
| Chirino, Chiqui | 2003-04 |
| Cianchini, Elliot | 1989-90 |
| Clark, Jim | 1947 |
| Clark, Al | 1984 |
| Cloonan, Dylan | 2018-19 |
| Clute, Kris | 1998-01 |
| Cockroft, J.D. | 2001-04 |
| Cohn, Andrew | 2001-04 |
| Colasanti, Art | 1966 |
| Coleman, Greg | 1990-93 |
| Collazo, Lazaro | 1985 |
| Collins, John | 1965-66 |
| Collins, Zack | 2014-16 |
| Conley, Jeff | 1982 |
| Connell, Jerry | 1953 |
| Contreras, Ed | 1957-59 |
| Cook, Jeremy | 2018-19 |



ALL-TIME BASEBALL LETTERMEN

| | |
|-----------------|-------------|
| Cooper, Rob | 1993 |
| Cora, Alex | 1994-96 |
| Cortina, Bucky | 1948-50, 52 |
| Crespo, Manny | 1998-00 |
| Crocitto, Peter | 2015-16 |
| Crosbie, Chad | 2019-20 |
| Crosta, Jim | 1973-75 |
| Crow, Dean | 1992 |
| Crum, Maurice | 1990-91 |
| Cucuzza, John | 1973 |
| Cuervo, Bernie | 1993 |

| | |
|------------------|-------------|
| Dryer, Matt | 1999-01 |
| Duarte, Lou | 1979 |
| Dubberly, Jordan | 2021 |
| Duffin, Tom | 1986 |
| Dulom, Kirk | 1986-87, 89 |
| Duncan, Sean | 1994 |
| Dunkle, Sheldon | 1956-58 |
| Dyshuk, Pete | 1951 |

| | |
|--------------------|---------|
| Fiore, Mike | 1985-88 |
| Fischer, Ed | 1974 |
| Fitch, Bob | 1963 |
| Fitzgerald, Mike | 1964-65 |
| Fleizach, Frank | 1998 |
| Flick, Vaughn | 1973-75 |
| Flores, Juan | 1989-90 |
| Floyd, Rick | 1973-74 |
| Flynn, Bobby | 1972-75 |
| Fordyce, Larry | 1967-68 |
| Foster, Harvey | 1962-64 |
| Franantonio, Frank | 1948 |
| Frank, Adam | 2021 |
| Frear, Fred | 1954 |
| Freitas, Nick | 2006-07 |
| French, Ferris | 1968-70 |
| Frese, Roger | 1957 |
| Frey, Eric | 1974 |
| Fuko, Dean | 1971-73 |
| Fulgham, John | 1975 |

D

| | |
|-------------------------|---------|
| D'Innocenzio, Rick | 1974-75 |
| Danchik, John | 1966-68 |
| Dangel, Al | 1958-60 |
| Davies, Dan | 1983-86 |
| Davison, James | 2017 |
| Day, Steve | 1990-91 |
| Deardorff, Lou | 1951-52 |
| DeBold, Luke | 1999-02 |
| DeBold, Rusty | 1985-86 |
| DeCelle, Michael | 1996 |
| Deem, Cliff | 1967-69 |
| Dehlinger, Rick | 1978 |
| DeJesus, Alex | 1978-81 |
| DeKock, Doug | 1987-88 |
| DeKreon, Bob | 1955 |
| Del Castillo, Adrian | 2019-21 |
| Del Castillo, Christian | 2021 |
| Del Giudice, Rick | 1977-80 |
| Del Rio, Ted | 1951-52 |
| Deliz, Chico | 1960-62 |
| DeMola, Oscar | 1975 |
| Dermigny, Sam | 1946 |
| Desmond, Bill | 1948-50 |
| DeVoss, Zeke | 2010-11 |
| Diaz, Carlos | 2014 |
| Diaz, Chris | 2012-14 |
| Diaz, Rick | 1978-79 |
| Diaz, Sebastian | 2014-15 |
| Diaz, Walter | 2005 |
| Diego, Kevin | 2007 |
| DiGiacomo, Kevin | 1990-92 |
| DiFalco, Joe | 1972-73 |
| DiGiammarino, Larry | 1960 |
| DiMare, Gino | 1989-92 |
| DiMare, Richard | 1962 |
| DiNatale, Dave | 2007-09 |
| Dini, Greg | 2002-03 |
| DiRosa, Mike | 1999-01 |
| Dixon, Ryan | 2002-03 |
| Dollar, Toby | 1994 |
| Dominguez, Frank | 1985-88 |
| Donahue, Karl | 1950-52 |
| Dorish, Dave | 1991-92 |

E

| | |
|------------------|-----------------|
| Eccleston,* | 1963 |
| Edwards, Ralph | 1973 |
| Egnatuk, Wally | 1980 |
| Eich, Gene | 1964 |
| Eich, Dennis | 1962-64 |
| Eichhorn, Dave | 1983 |
| Ellena, Greg | 1983-86 |
| Ellison, Ernie | 1949 |
| Ellstrom, Rick | 1992-93 |
| Ecinosa, E.J. | 2010-12 |
| Epstein, Daniel | 2016-18 |
| Erickson, Eric | 2007-08, 10, 12 |
| Erickson, Greg | 1990 |
| Erwin, Mat | 1994 |
| Escala, Willy | 2018-19 |
| Escribano, Eddie | 1979-80, 82 |
| Espinal, Luis | 2021 |
| Esquivel, Lale | 1997, 99-00 |
| Estrada, Bobby | 1979 |
| Eusebio, Ricky | 2013-2015 |
| Ewing, Steven | 2010-12 |

G

| | |
|--------------------|-----------|
| Gale, Dino | 1976, 79 |
| Gali, Brandon | 2017 |
| Gallagher, Terry | 1977-81 |
| Gallo, Hadrian | 1984 |
| Gama, Rick | 1993-95 |
| Gandarillas, Gus | 1992 |
| Gankofskie, Rich | 1977 |
| Garabedian, Alex | 2005 |
| Garcia, Bryan | 2014-16 |
| Garcia, Danny | 2014-16 |
| Garcia, Enrique | 2007-2008 |
| Gargiulo, Jim | 1994-96 |
| Garland, Jake | 2020-21 |
| Garrigus, Carl | 1953-55 |
| Garvey, Ed | 1968-70 |
| Gates, JP | 2019-21 |
| Gawenda, Chris | 2006, 08 |
| George, Bobby | 1970-71 |
| Gerrotty, Dick | 1946-49 |
| Ghaul, Harry | 1946-47 |
| Giacoboni, Dom | 1956-58 |
| Gianini, Jim | 1969 |
| Giannotti, Richard | 2002-04 |
| Gibbons, Mike | 1986-87 |
| Gifford, Ron | 1972-83 |
| Gil, Danny | 2004-07 |
| Gil, David | 1997-00 |
| Gil, Raymond | 2018-21 |
| Gil, Tom | 1981 |
| Giles, Tommy | 2006 |
| Gill, Rob | 1976-77 |
| Girona, Frank | 1951 |
| Golding, Rob | 1957 |
| Gomez, Joe | 2016-17 |

F

| | |
|----------------------|-----------|
| Fabregas, Jorge | 1989-91 |
| Fahy, Thomas | 1961 |
| Fairweather, Jamar | 2021 |
| Fanaro, Carl | 1963 |
| Farrell, Jon | 1990 |
| Farmer, Tom | 1998-01 |
| Fauci, Steve | 1985 |
| Federman, Daniel | 2018-21 |
| Feeney, Patrick | 2005 |
| Feldman, Richard | 1976-77 |
| Feldman, Robert | 1976-77 |
| Ferguson, Dave | 1980 |
| Ferguson, John | 1947 |
| Fernandez, Alex | 1989 |
| Fernandez, Alexander | 2012-13 |
| Ferrara, Tony | 1949-51 |
| Fieger, Brad | 2011-2014 |
| Fieler, Ralph | 1949 |
| Figueroa, Danny | 2002-05 |
| Figueroa, Paco | 2002-05 |
| Finnieston, Adam | 1995 |



ALL-TIME BASEBALL LETTERMEN

| | | | |
|--------------------|---------|------------------|---------|
| Gomez, Rudy | 1994-96 | Hernandez, Henry | 1987-89 |
| Gomez, Tito | 1966-68 | Hernandez, Luis | 1991-94 |
| Gonsalves, Lou | 1950-51 | Herrera, Jace | 2013 |
| Gonzalez, Dorian | 1994-96 | Herrmann, Chris | 2009 |
| Gonzalez, Orlando | 1973-74 | Heyman, Grant | 2013 |
| Gonzalez, Ricky | 1995 | Heyward, Jacob | 2014-16 |
| Gonzalez, Roger | 2013 | Hill, Bobby | 1997-99 |
| Gonzalez, Romy | 2016-18 | Hinckle, Claude | 1972 |
| Goodwin, Jim | 1967 | Hinde, Mike | 1989 |
| Graham, Norman | 1959-61 | Hines, Wayne | 1962-65 |
| Grahe, Joe | 1987-89 | Hirsch, Chris | 1988-90 |
| Grandal, Yasmani | 2008-10 | Hoelker, Chad | 1992-95 |
| Grandinette, Frank | 2013 | Hoff, Eddie | 1995-96 |
| Graves, Danny | 1992-94 | Hogan, Bill | 1976 |
| Green, Toby | 1963-65 | Hogden, * | 1949 |
| Green, Joel | 1969-71 | Holka, Doug | 1969-72 |
| Grey, William | 1962-65 | Holliday, Tom | 1974-75 |
| Griffen, Pat | 1983 | Honiotes, Andy | 2015 |
| Grimmett, Ryan | 1994-97 | Hooft, Joey | 2002-04 |
| Grundy, Jerad | 2010 | Horgen, David | 1957-59 |
| Guerra, Randy | 1976-79 | Housey, John | 2007-09 |
| Guerra, Rene | 2008-09 | Howard, Chris | 1986 |
| Guerra, Ryan | 2016-17 | Howard, Kevin | 2000-02 |
| Gullette, Leigh | 1976-80 | Howell, Greg | 1997-00 |
| Gutierrez, Carlos | 2005-08 | Huguet, George | 2001-04 |
| Gutierrez, David | 2007-10 | Huff, Aubrey | 1997-98 |
| Gutierrez, Laz | 1996-98 | Hughes, Bobby | 1959-61 |
| Guttman, Maury | 1958 | Hundhammer, Paul | 1979-80 |

H

| | |
|--------------------|-------------|
| Hacker, T.J. | 2003 |
| Hagerty, Jason | 2007-09 |
| Hambleton, Denny | 1947-50 |
| Hammond, Cooper | 2014-18 |
| Hammonds, Paul | 1975-76 |
| Hand, Frank | 1948-50, 52 |
| Hansen, Russ | 1977 |
| Hansen, Thomas | 1962 |
| Harris, Elmer | 1962-64 |
| Harrison, Ed | 1956-58 |
| Hart, Chris | 1984-85 |
| Hattis, Bill | 1974-75 |
| Hearn, H.C. | 1956-57 |
| Heaton, Neal | 1979-81 |
| Heaton, Scott | 1982 |
| Heffer, Larry | 1961-62 |
| Heiser, Rick | 1986 |
| Helmer, Robert | 2004 |
| Helmstetter, Chuck | 1968-70 |
| Henderson, Kenny | 1992-95 |
| Herman, Dave | 1971-72 |
| Hernandez, Alex | 2013-2014 |
| Hernandez, Bob | 1987-88 |
| Hernandez, Chris | 2008-10 |
| Hernandez, Ernie | 1976 |

I

| | |
|---------------------|------|
| Incardona, Joe | 1972 |
| Iskenderian, George | 2015 |
| Izarra, Jose | 2021 |

J

| | |
|--------------------|---------|
| Jackson, Ryan | 2007-09 |
| Jacobsen, Chris | 1993 |
| Jacobson, Russ | 1997-99 |
| Jacomino, Mandy | 1997 |
| Jakubowski, Stan | 1973-76 |
| James, Calvin | 1981-85 |
| James, Harvey | 1946 |
| Jay, Jon | 2004-06 |
| Jenkins, Tony | 2018-21 |
| Jezeck, Laddie | 1967-69 |
| Jimerson, Charlton | 1998-01 |
| Johnson, Charles | 1990-92 |
| Johnston, J.B. | 1953 |
| Jones, Rick | 1965-67 |
| Jones, Ross | 1979-80 |
| Jordan, Bert | 1981 |
| Joseph, Pete | 1988 |

K

| | |
|-------------------|---------|
| Kahn, * | 1967 |
| Kahn, Gary | 1971 |
| Kairis, Ed | 1946-48 |
| Kamalsky, Matt | 1998-99 |
| Kampf, Fred | 1967-68 |
| Karp, Ryan | 1991 |
| Kasprzak, Mike | 1981-82 |
| Katin, Brendan | 2004-05 |
| Kaufman, Teddy | 2007 |
| Kavanaugh, Dan | 1960-62 |
| Kayfus, CJ | 2021 |
| Kazan, Marty | 1952-53 |
| Keller, Chuck | 1979 |
| Kelly, Charles | 1947 |
| Kennedy, Garrett | 2012-15 |
| Keysor, Tyler | 2019-20 |
| Kichowski, Bob | 1952-53 |
| Kirkpatrick, Norm | 1981 |
| Kish, Dave | 1961-63 |
| Kissell, Larry | 1947-48 |
| Kissner, Albie | 1976 |
| Knight, Terry | 1966 |
| Knighten, Willie | 1984 |
| Knott, Dave | 1974-77 |
| Knowles, Greg | 1988-91 |
| Knowles, Dale | 1984 |
| Knudsen, Kurt | 1988 |
| Koronis, Alex | 2007-08 |
| Kosek, Rick | 1984-85 |
| Kossak, Vince | 2012-13 |
| Kostopolis, Andy | 1954 |
| Kotzen, Frank | 1960-62 |
| Kouchalokos, Pete | 1946-47 |
| Kowalski, Ed | 1953 |
| Krenchicki, Wayne | 1973-75 |
| Kreuter, Wade | 2012-13 |
| Krujisi, Eddie | 1982-84 |
| Krull, Joe | 1946 |
| Kutner, Mike | 1978-81 |

L

| | |
|-----------------|---------|
| Lala, Jordan | 2019-21 |
| Landis, David | 1959 |
| Lane, Andrew | 2003-06 |
| Lane, Kam | 2018 |
| Lane, Phil | 1982-84 |
| Lange, Clarke | 1984 |
| Larkin, Mike | 1969-72 |
| Larsen, Al | 1956 |
| Larson, Forrest | 1972 |
| Lauck, Josh | 2020 |
| Lawroski, John | 2013-14 |
| Lawson, Scott | 2009-10 |



ALL-TIME BASEBALL LETTERMEN

| | | | | | |
|-------------------|----------|----------------------|-------------|-----------------|-------------|
| Leake, Jon | 1984-85 | Martinelli, Ron | 1989 | Murnak, Richard | 1961-62 |
| Leary, Jack | 1951 | Martinez, Harold | 2009-11 | Murphy, Larry | 1953-55, 57 |
| Lee, Chris | 1986-87 | Martinez, Javier | 1974 | Musa, Isaiah | 2016 |
| Leehive, Dennis | 1966 | Martinez, Willie | 1984-85 | | |
| Lehman, Thom | 1967-69 | Matienzo, Danny | 2000-02 | | |
| LePore, Babe | 1948-50 | Mastrolonardo, David | 1996 | | |
| Lepore, Jesse | 2015-17 | Mathews, Jack | 1954-57 | | |
| Lerner, Steve | 1975, 77 | Maude, Mike | 1980-81 | | |
| Leve, Chuck | 1968-70 | Maury Jr., Albert | 2017, 19-20 | | |
| Levin, Andrew | 1961 | Maza, Ralph | 1969-72 | | |
| Levy, Harold | 2008 | McClain, Bill | 1960 | | |
| Lewis, John | 1959-60 | McElaney, * | 1947 | | |
| Lindquist, Chet | 1954-55 | McFarlane, Alex | 2020-21 | | |
| Lison, Gus | 1941, 49 | McGoldrick, Joe | 1973 | | |
| Litz, Norman | 1951 | McKendry, Evan | 2017-19 | | |
| Llanes, Juan | 1991-92 | McLean, Jon | 2005-06 | | |
| LoMedico, Phil | 1974-75 | McMahon, Chris | 2018-20 | | |
| Long, Gavin | 1976-77 | Meagher, Joe | 1949-52 | | |
| Long, Jacoby | 2021 | Mederos, Victor | 2021 | | |
| Lopez, Brandon | 2013-16 | Mediavilla, Michael | 2015-18 | | |
| Lopez, Ricky | 1991 | Mederos, Jarred | 2012 | | |
| Lopez-Cao, Andrew | 1997-98 | Meizoso, Gus | 1983-86 | | |
| Lopez-Cao, Mike | 1994-97 | Melendres, Nathan | 2009-11 | | |
| Lorenzo, Al | 1983 | Mell, Vic | 1946 | | |
| Losch, Jack | 1953-55 | Menendez, Gus | 2006-07 | | |
| Lovecchio, Joe | 2010 | Mestre, Marc | 1994-96 | | |
| Lovelady, Greg | 1998-01 | Metcalfe, Mike | 1993-94 | | |
| Lucas, Scott | 1990-91 | Meyer, Devin | 2016 | | |
| Ludwig, Edward | 1962 | Michaels, Jason | 1997-98 | | |
| Lusby, Steve | 1982-83 | Michelangeli, Edgar | 2014-17 | | |
| Lynch, Chris | 1975-76 | Migueluez, Manny | 2005-07 | | |

N

| | |
|------------------|---------|
| Nalepa, Anthony | 2007-08 |
| Napp, Larry | 1967-68 |
| Nazario, Iden | 2008-10 |
| Ndeljkovic, Eric | 2012-13 |
| Nebel, Norm | 1959 |
| Nelson, Joe | 1984-87 |
| Nettles, Marcus | 1999-01 |
| Neu, Michael | 1999 |
| Newman, Brad | 2003 |
| Newman, Roger | 1956-58 |
| Nichols, Jack | 1954 |
| Nicholson, Rick | 1975-76 |
| Nobles, Charlie | 1965 |
| Noce, John | 1985-86 |
| Norbert, Ted | 1957 |
| Norcross, Robert | 1966 |
| Noriega, Rey | 1988-89 |
| Novak, Andy | 1947-50 |
| Nugent, Nick | 1955-56 |
| Nykoluk, Kevin | 1996 |

O

| | |
|------------------|---------|
| O'Boyle, Leo | 1951-54 |
| O'Brien, George | 1974 |
| O'Brien, Peter | 2012 |
| O'Brien, Richard | 2006-07 |
| O'Brien, Bob | 1985-86 |
| O'Malley, Marty | 1975 |
| Olen, Randy | 1969-72 |
| Orta, Ricky | 2004-06 |
| Otero, Ryan | 2013-15 |
| Owens, Walter | 1994 |
| Ozias, Todd | 1997-98 |

P

| | |
|---------------------|---------|
| Pacheco, Albert | 1986-88 |
| Pagley, Vince | 1952-54 |
| Pagliarulo, Charlie | 1981 |
| Pagliarulo, Mike | 1979-81 |
| Paige, Tyler | 2018-20 |
| Palm, Stanley | 1987-88 |
| Palmeiro, Orlando | 1990 |
| Palmer, Tyler | 2012-14 |
| Palmquist, Carson | 2020-21 |
| Palo, Angelo | 1949 |
| Panther, Mark | 1963 |
| Paradise, Scott | 1976-77 |
| Parker, Billy | 1956 |

M

| | |
|-------------------|---------|
| Mack, Chantz | 2010-13 |
| Mack, Preston | 1991 |
| Maduro, Jorge | 1967-69 |
| Magno, Chris | 1985-86 |
| Maine, Scott | 2005-07 |
| Majer, Steffen | 1984-88 |
| Maler, Jim | 1977 |
| Malizia, Mark | 1985 |
| Malpas, Bill | 1975-76 |
| Mandel, Darren | 1983-84 |
| Mandis, Angelo | 1957-58 |
| Mannix, Kevin | 2000-02 |
| Mantilla, Bailey | 2019 |
| Maone, Jim | 1975 |
| Marchegiano, Pete | 1961 |
| Marcinczyk, T.R. | 1995-96 |
| Margiotta, Joe | 1969-72 |
| Marino, Nick | 1949 |
| Marnhout, Jack | 1953-55 |
| Marsicano, Al | 1971-73 |
| Martaniuk, Henry | 1954 |
| Martin, Jim | 1952-53 |



ALL-TIME BASEBALL LETTERMEN

| | |
|----------------------|-------------|
| Parsons, Scott | 1981 |
| Pascual, Camilo | 1982-83 |
| Patenaude, Alain | 1984-85 |
| Patrylo, Rick | 1971-73 |
| Patrylo, Dave | 1968-71 |
| Patterson, Pat | 1979 |
| Pazo, Rich | 1978-79 |
| Pearce, Chris | 1991 |
| Pelaez, Chris | 2010-11 |
| Pender, William | 1956 |
| Perez-Allende, Pablo | 1986-87 |
| Perez, Alex | 2003 |
| Perez, Carlos | 2021 |
| Perez, Chris | 2004-06 |
| Perez, Michael | 2017-18 |
| Perez, Stephen | 2010-12 |
| Pergamo, Pete | 1957-59 |
| Perrin, Mike | 1998 |
| Perry, Ryan | 2008-10 |
| Peters, Chuck | 1947-50 |
| Petralli, Chris | 2006-07 |
| Petretta, Bob | 1996-97 |
| Petz, Al | 1955-57 |
| Phillips, Dan | 1984 |
| Phillips, Bill | 1985 |
| Piccuito, Louis | 1961 |
| Pimentel, Keven | 2016-17 |
| Pitelli, Dominic | 2021 |
| Pittman, Larry | 1964-65 |
| Piveronas, Frank | 1953-56 |
| Poitier, Gully | 1973-74 |
| Pollack, Rich | 1972-73 |
| Pollak, Austin | 2019-20 |
| Polofsky, Alan | 1973 |
| Pompos, Greg | 1982 |
| Pontiff, Wally | 1973 |
| Popivic, Dave | 1970 |
| Powers, Thomas | 2009-11 |
| Prado, Jose | 1991-93 |
| Pratt, Haas | 2001-02 |
| Prendes, Alex | 1998-01 |
| Presutti, Bill | 1965 |
| Prunty, T.J. | 2001-02 |
| Pucci, Richard | 1966-67 |
| Pujals, Denis | 1992-94,96 |
| Purdy, Shawn | 1990-91 |
| Puskar, Pete | 1966, 68-69 |
| Putt, Jack | 1956 |
| Pyle, Larry | 1967-69 |

Q

| | |
|-----------------|---------|
| Quinlan, John | 1947 |
| Quiñones, Isaac | 2018-20 |

R

| | |
|--------------------|-------------|
| Raben, Dennis | 2006-08 |
| Radziewski, Bryan | 2011-14 |
| Raedle, Joe | 1984-86 |
| Raether, Rick | 1984-86 |
| Rainey, Kerry | 1970-71 |
| Rajisch, Rob | 1978-79 |
| Ramjiit, Vickash | 2009 |
| Rams, Hugo | 1974-77 |
| Ratcliff, Frankie | 2010 |
| Raymond, Ralph | 1947-50 |
| Reeh, Daryl | 1972 |
| Regalado, Nicholas | 2021 |
| Reichie, Rich | 1974 |
| Reif, Derek | 1996 |
| Reisman, Jerry | 1963-65 |
| Reyes, Danny | 2018 |
| Reyes, George | 1980 |
| Reyes, Eddy | 1997 |
| Richard, Rick | 1985-86 |
| Ricks, Adam | 2003-04 |
| Riese, Steve | 1979 |
| Ring, Charlie | 1948-49 |
| Rios, Danny | 1991, 93 |
| Rivera, Gabe | 2018-21 |
| Rivera, Laz | 2014 |
| Rivero, Daniel | 2017-18 |
| Rivero, Eddie | 1995-96 |
| Rita, Dick | 1948-49 |
| Roberson, Troy | 1999-02 |
| Robins, Bert | 1956-57 |
| Robbins, Wes | 1977-78 |
| Robinson, Donald | 1989-92 |
| Robinson, Sam | 2009-11 |
| Robinson, Zach | 2010-11 |
| Robitaille, Danny | 2005 |
| Robles, Jorge | 1987-88 |
| Rodriguez, Alfredo | 1978-79 |
| Rodriguez, Javy | 1999-02 |
| Rodriguez, Eddy | 2004-06 |
| Rodriguez, Mike | 1999-01 |
| Rodriguez, Rony | 2010-12 |
| Romano, Bob | 1954 |
| Rosario, Alejandro | 2021 |
| Rosario, Mike | 2021 |
| Rose, John | 1948, 50 |
| Ross, Gary | 1979-80 |
| Roth, Bob | 1973-76 |
| Roque, Darryl | 1998-99 |
| Rosier, Malik | 2015 |
| Rouviere, Whitey | 1954 |
| Rowland, Don | 1982-85 |
| Rowland, Shane | 2011 |
| Rubin, Marvin | 1951 |
| Rudman, Michael | 2007-09, 11 |

| | |
|----------------|---------|
| Ruiz, Augie | 1976-78 |
| Ruiz, Fernando | 1991-94 |
| Ruiz, Alex | 2019-20 |
| Ruiz, Johnny | 2014-17 |
| Rupp, Chad | 1992-93 |
| Russo, Frank | 1983-84 |
| Ryan, Kevin | 1985-86 |

S

| | |
|--------------------|---------|
| Sacco, Tom | 1982-84 |
| Safchik, Brad | 2001-02 |
| Saggese, Rick | 1996-98 |
| Salas, Javi | 2011-14 |
| Salcines, A.J. | 2011-14 |
| Saline, Stu | 1951 |
| Sallata, Pete | 1958-59 |
| Samuels, Milton | 1948 |
| San Juan, Alex | 2012-13 |
| San Pedro, Erick | 2002-04 |
| Sanchez, Alex | 2017 |
| Sanchez, Gaby | 2003-04 |
| Sanders, Al | 1951 |
| Sanders, Ken | 1954-55 |
| Sanicola, Mike | 1983 |
| Santana, Jason | 2006-10 |
| Santangelo, F.P. | 1989 |
| Santiago, Kevin | 2005 |
| Santos, Alex | 1997-99 |
| Santos, Julian | 2011-12 |
| Santovenia, Nelson | 1982 |
| Sargent, Adam | 2011-14 |
| Sarmiento, Chris | 1985-86 |
| Sarno, Gary | 1971-75 |
| Sayles, Daniel | 2014-15 |
| Scarnecchia, Sam | 1955 |
| Schelmay, Ted | 1972-75 |
| Schleuss, Will | 1993 |
| Schmitt, Chuck | 1951-53 |
| Schoen, Howie | 1951-53 |
| Schultz, Richard | 1955 |
| Scott, Ron | 1974-75 |
| Seale, Jeff | 1992 |
| Selotti, Jack | 1951 |
| Seoane, Mitch | 1981-83 |
| Seever, Brian | 1998-99 |
| Severino, Adan | 2008 |
| Shannon, Tom | 2003 |
| Shapiro, Howie | 1976-79 |
| Sharts, Scott | 1989 |
| Sheary, Kevin | 1983-87 |
| Sheffield, Chris | 1999-01 |
| Sheridan, Bob | 1965 |
| Sherman, Ed | 1946-48 |
| Shields, Doug | 1981-84 |
| Shoedinger, Ed | 1947-49 |



ALL-TIME BASEBALL LETTERMEN

| | | | | | |
|-------------------|---------|--------------------|---------|-------------------|---------|
| Siegler, John | 1963-65 | Tippett, Keith | 1992-93 | Ward, Bobby | 1962-64 |
| Siepe, Kim | 1972-75 | Tomas, Roger | 2004-07 | Warren, Pat | 1964-65 |
| Silvas, Brian | 1981 | Torres, Jim | 1955 | Wayne, Tommy | 1968 |
| Silverberg, Jerry | 1972 | Toral, Alex | 2018-21 | Weaver, Bobby | 1961 |
| Skalaski, Charles | 1946 | Torti, Mike | 1994-95 | Weeks, Jemile | 2006-08 |
| Skorge, Ed | 1949-50 | Tosar, Mike | 1988-91 | Wiebel, Scott | 2011-12 |
| Slavicka, Frank | 1950 | Tosca, Carlos | 1996 | Weibl, Clint | 1996 |
| Smith, Dan | 2000-01 | Toth, John | 1951 | Weislow, Jonathan | 2007-09 |
| Smith, Danny | 1980-83 | Touchet, Dan | 2001-05 | Weiss, Dave | 1952-55 |
| Smith, Everette | 1952 | Tresgallo, Esteban | 2012-13 | Weiss, Ed | 1954-57 |
| Smith, Frank | 1951-52 | Trujillo, Jose | 1986-89 | West, Jim | 1989-90 |
| Smith, Jake | 2021 | Trujillo, Manny | 1973-74 | Westfall, Allan | 1994-96 |
| Smith, Johnathen | 1991-92 | Tucker, Steve | 1988-89 | Whalen, Jim | 1948 |
| Smith, Justin | 2015 | Tuero, Luis | 2019-20 | Whaley, Eric | 2010-13 |
| Smith, Kevin | 1982-83 | Tyner, Matt | 1977-80 | Wheeler, Kevin | 1991-93 |
| Smith, Tom | 1977 | | | Williams, Bob | 1982 |
| Sneir, Ryan | 2003 | | | Williams, Danny | 1964 |
| Sobolewski, Mark | 2007-08 | | | Williams, David | 1963 |

U

| | |
|------------------|---------|
| Understahl, Don | 1962-63 |
| Unger, Ken | 1964-65 |
| Urbanowicz, Hank | 1967-68 |

V

| | |
|---------------------|---------|
| Vacarro, Jim | 1946 |
| Valencia, Danny | 2005-06 |
| Valdes-Fauli, Shawn | 2002-04 |
| Valdez, Mykanthony | 2020 |
| Valentine, Don | 1965-66 |
| Van Belle, Brian | 2019-20 |
| Vanlear, Ralph | 1949 |
| Vari, Ron | 1959 |
| Vazquez, Ben | 2007-08 |
| Vazquez, Vince | 1999-02 |
| Vaughn, Greg | 1986 |
| Vega, Joe | 1972-75 |
| Velazquez, Javier | 1982-83 |
| Veliz, Greg | 2017-19 |
| Vespe, Will | 1986-89 |
| Vincendese, Frank | 1953-55 |
| Viera, John | 1986-89 |
| Vila, Tony | 1977-78 |
| Vilar, Anthony | 2019-21 |
| Villasuso, David | 2009-11 |
| Vinci, William | 1963-64 |
| Volpe, Al | 1969-72 |

W

| | |
|-----------------|----------|
| Walezak, Mike | 1969, 71 |
| Walker, Bob | 1982-83 |
| Walker, Brian | 1999-01 |
| Walker, Larry | 1989 |
| Walker, Mark | 1997-00 |
| Walters, Andrew | 2021 |
| Wanger, Ben | 2021 |

| | |
|-------------------|---------|
| Ward, Bobby | 1962-64 |
| Warren, Pat | 1964-65 |
| Wayne, Tommy | 1968 |
| Weaver, Bobby | 1961 |
| Weeks, Jemile | 2006-08 |
| Wiebel, Scott | 2011-12 |
| Weibl, Clint | 1996 |
| Weislow, Jonathan | 2007-09 |
| Weiss, Dave | 1952-55 |
| Weiss, Ed | 1954-57 |
| West, Jim | 1989-90 |
| Westfall, Allan | 1994-96 |
| Whalen, Jim | 1948 |
| Whaley, Eric | 2010-13 |
| Wheeler, Kevin | 1991-93 |
| Williams, Bob | 1982 |
| Williams, Danny | 1964 |
| Williams, David | 1963 |
| Williams, Mickey | 1981-82 |
| Wilson, Larry | 1960-62 |
| Wilson, Willie | 1954-55 |
| Wilson, * | 1963 |
| Winkini, * | 1955 |
| Wolkosky, Jamie | 1991 |
| Wood, Bruce | 1978 |
| Wood, Jim | 1948 |
| Woodrey, Thomas | 2013-16 |
| Word, Rob | 1988 |
| Wrona, Bill | 1981-83 |
| Wulf, Taylor | 2009-10 |

Y

| | |
|-----------------|---------|
| Yanowitz, Stan | 1964-66 |
| Yaroshuk, Ernie | 1961-63 |
| Yingling, Bob | 1967 |
| Young, Ed | 1968-71 |
| Youst, Kevin | 2009-10 |

Z

| | |
|------------------|---------|
| Zamora, Freddy | 2018-19 |
| Zatorski, Ed | 1946 |
| Zimmerman, Arnie | 1958-60 |
| Zunica, Bradley | 2014 |

* First name not available

T

| | |
|-----------------|-----------|
| Tackett, Hunter | 2017-18 |
| Tackett, Sean | 1995 |
| Taro, Bob | 1951-54 |
| Tatol, Joe | 1946 |
| Taylor, Bob | 1970-71 |
| Taylor, Wade | 1987 |
| Tekotte, Blake | 2006-08 |
| Tessmer, Jay | 1994-95 |
| Thomas, Jared | 2020-21 |
| Thompson, Bruce | 1992-95 |
| Thompson, David | 2013-2015 |
| Thurber, Frank | 1958-60 |

ATTENDANCE HISTORY



HISTORY

HOME ATTENDANCE

| YEAR | G | W-L | TOTAL | AVG |
|--------|-----|-------|---------|-------|
| 1973 | 40 | 32-8 | 33,906 | 848 |
| 1974 | 39 | 35-4 | 37,239 | 955 |
| 1975 | 42 | 36-6 | 41,181 | 981 |
| 1976 | 36 | 30-6 | 47,412 | 1,317 |
| 1977 | 45 | 36-9 | 51,258 | 1,139 |
| 1978 | 39 | 34-5 | 55,687 | 1,428 |
| 1979 | 50 | 46-4 | 81,028 | 1,621 |
| 1980 | 49 | 42-7 | 92,353 | 1,885 |
| 1981 | 51 | 48-3 | 163,261 | 3,201 |
| 1982 | 49 | 39-9 | 157,653 | 3,217 |
| 1983 | 57+ | 47-9 | 139,843 | 2,453 |
| 1984 | 53+ | 36-15 | 118,937 | 2,244 |
| 1985 | 57 | 48-9 | 136,249 | 2,390 |
| 1986 | 42 | 36-6 | 123,425 | 2,937 |
| 1987 | 39 | 25-13 | 80,862 | 2,073 |
| 1988 | 53+ | 36-15 | 133,153 | 2,512 |
| 1989 | 45+ | 36-8 | 127,616 | 2,836 |
| 1990 | 46* | 39-8 | 143,052 | 3,110 |
| 1991 | 44* | 38-7 | 119,342 | 2,712 |
| 1992 | 50 | 44-6 | 161,495 | 3,230 |
| 1993 | 42 | 33-9 | 63,075 | 1,502 |
| 1994 | 43 | 37-6 | 82,637 | 1,922 |
| 1995 | 43 | 35-9 | 95,570 | 2,172 |
| 1996 | 42 | 38-4 | 71,991 | 1,714 |
| 1997 | 41* | 36-6 | 80,720 | 1,969 |
| 1998 | 45 | 39-6 | 103,310 | 2,291 |
| 1999 | 41 | 32-8 | 106,685 | 2,602 |
| 2000 | 41 | 32-8 | 81,442 | 1,986 |
| 2001 | 46 | 35-11 | 123,680 | 2,688 |
| 2002 | 41 | 24-17 | 78,926 | 1,925 |
| 2003 | 41* | 32-8 | 99,605 | 2,554 |
| 2004 | 49* | 42-7 | 112,680 | 2,302 |
| 2005 | 36 | 29-7 | 81,742 | 2,271 |
| 2006 | 34* | 22-13 | 61,909 | 1,821 |
| 2007 | 36 | 25-11 | 72,620 | 2,017 |
| 2008 | 36 | 25-11 | 104,930 | 2,914 |
| 2009 | 33 | 23-11 | 71,162 | 2,170 |
| 2010 | 37 | 28-9 | 115,604 | 3,124 |
| 2011 | 34 | 23-11 | 98,430 | 2,895 |
| 2012 | 37 | 25-12 | 92,967 | 2,512 |
| 2013 | 37 | 27-10 | 97,515 | 2,635 |
| 2014 | 38 | 26-12 | 101,296 | 2,738 |
| 2015 | 41 | 36-5 | 109,256 | 2,665 |
| 2016 | 40 | 34-6 | 118,177 | 2,954 |
| 2017 | 33 | 20-13 | 86,632 | 2,707 |
| 2018 | 33 | 19-14 | 82,681 | 2,583 |
| 2019 | 34 | 25-9 | 83,241 | 2,448 |
| 2020 | 14 | 11-3 | 38,015 | 2,715 |
| 2021\$ | 25 | 18-7 | 15,928 | 637 |

* - Doubleheader
 + - Exhibitions not counted in win/loss record
 \$ - Capacity limited to COVID-19 protocols

COMBINED ATTENDANCE

| YEAR | TOTAL | HOME | AWAY |
|--------|---------|---------|---------|
| 1981 | 226,966 | 163,261 | 63,705 |
| 1982 | 251,405 | 157,653 | 93,732 |
| 1983 | 169,011 | 139,843 | 29,168 |
| 1984 | 161,619 | 118,937 | 42,682 |
| 1985 | 238,043 | 136,249 | 101,794 |
| 1986 | 247,792 | 123,425 | 124,304 |
| 1987 | 149,755 | 80,162 | 68,893 |
| 1988 | 198,069 | 133,153 | 64,916 |
| 1989 | 223,049 | 127,616 | 95,433 |
| 1990 | 191,749 | 143,052 | 48,697 |
| 1991 | 210,037 | 119,342 | 90,692 |
| 1992 | 247,388 | 161,495 | 85,893 |
| 1993 | 109,276 | 36,075 | 46,201 |
| 1994 | 162,696 | 82,637 | 80,059 |
| 1995 | 197,843 | 95,570 | 102,273 |
| 1996 | 200,560 | 71,991 | 128,569 |
| 1997 | 209,577 | 80,720 | 128,857 |
| 1998 | 210,642 | 103,130 | 107,512 |
| 1999 | 237,130 | 106,685 | 130,445 |
| 2000 | 134,088 | 81,442 | 52,646 |
| 2001 | 244,753 | 123,680 | 121,073 |
| 2002 | 145,223 | 78,926 | 66,297 |
| 2003 | 208,139 | 99,605 | 116,862 |
| 2004 | 220,642 | 112,837 | 107,805 |
| 2005 | 154,072 | 81,742 | 72,330 |
| 2006 | 216,261 | 61,909 | 154,352 |
| 2007 | 152,576 | 72,620 | 79,956 |
| 2008 | 231,956 | 104,930 | 127,026 |
| 2009 | 134,664 | 71,612 | 63,052 |
| 2010 | 194,038 | 115,604 | 78,434 |
| 2011 | 163,487 | 98,430 | 65,057 |
| 2012 | 153,857 | 92,967 | 60,890 |
| 2013 | 148,793 | 97,515 | 51,278 |
| 2014 | 159,027 | 101,296 | 57,731 |
| 2015 | 233,682 | 109,256 | 124,426 |
| 2016 | 206,838 | 118,177 | 88,661 |
| 2017 | 146,790 | 86,632 | 60,158 |
| 2018 | 131,636 | 82,681 | 48,955 |
| 2019 | 163,100 | 83,241 | 79,859 |
| 2020 | 41,635 | 38,015 | 3,620 |
| 2021\$ | 47,419 | 15,928 | 31,491 |

TOP HOME CROWDS

| CROWD | OPP. (SCORE) | DATE |
|-----------|----------------------|--------------|
| 1) 8,277 | Texas (W, 5-3) | Sat, 2/9/86 |
| 2) 7,347 | FSU (L, 4-6) | Sat, 4/19/03 |
| 3) 7,268 | #FSU (W, 14-6) | Sat, 5/23/81 |
| 4) 6,688 | #Florida (W, 8-6) | Sun, 5/24/81 |
| 5) 6,638 | FSU (W, 10-8) | Sat, 5/6/89 |
| 6) 6,566 | FSU (L, 6-14) | Sat, 5/3/86 |
| 7) 6,537 | Florida (W, 6-5) | Sat, 3/7/92 |
| 8) 6,524 | FSU (L, 2-9) | Sat, 5/8/82 |
| 9) 6,482 | FSU (W, 7-3) | Sat, 5/4/90 |
| 10) 6,452 | Arizona St. (L, 3-4) | Fri, 2/4/83 |

- NCAA Tournament game

TOP THREE-GAME SERIES

| CROWD | OPPONENT | DATES |
|------------|-------------|-----------------|
| 1) 19,062 | Florida St. | 4/18/08-4/20/08 |
| 2) 19,049 | Florida St. | 5/4/90-5/6/90 |
| 3) 16,802 | Florida St. | 5/2/86-5/4/86 |
| 4) 16,597 | Florida St. | 3/3/81-3/6/81 |
| 5) 16,244 | Florida St. | 5/3/91-5/4/91 |
| 6) 16,494 | Arizona St. | 2/4/83-2/6/83 |
| 7) 15,858 | Florida St. | 4/23/10-4/25/10 |
| 8) 15,199 | Florida St. | 4/24/92-4/26/92 |
| 9) 15,090 | Florida St. | 5/5/89-5/7/89 |
| 10) 14,441 | Florida St. | 5/6/88-5/8/88 |

TOP CROWDS BY DAY

| DAY | CRD | OPP. | DATE |
|----------|-------|---------------|---------|
| Monday | 6,161 | Orioles | 4/6/81 |
| Tuesday | 6,025 | #Florida | 5/28/85 |
| Wednes. | 5,775 | Florida | 3/22/89 |
| Thursday | 5,481 | #Minnesota | 5/21/81 |
| Friday | 6,482 | Florida State | 5/4/90 |
| Saturday | 8,277 | Texas | 2/9/86 |
| Sunday | 6,737 | #Florida | 5/24/81 |

- NCAA Tournament game

TOP CWS CROWDS

| CROWD | OPP. (SCORE) | DATE |
|------------|--------------------|---------|
| 1) 26,530 | LSU (W, 9-5) | 6/19/04 |
| 2) 26,337 | Florida (L, 3-15) | 6/13/15 |
| 3) 26,327 | Texas (L, 2-13) | 6/14/03 |
| 4) 26,241 | Ore. St. (L, 1-8) | 6/20/06 |
| 5) 25,715 | Arizona (L, 1-5) | 6/18/16 |
| 6) 25,417 | Ore. St. (W, 12-1) | 6/17/06 |
| 7) 25,240 | S. Car. (L, 11-15) | 6/22/04 |
| 8) 24,859 | Bama (W, 8-1) | 6/13/99 |
| 9) 24,857 | Fullerton (L, 3-6) | 6/21/04 |
| 10) 24,740 | Ariz. St. (L, 2-9) | 5/31/98 |



UNIVERSITY OF MIAMI SPORTS HALL OF FAME

Randy Ableman (diving coach)
Jeff Alkire (baseball)
 Hal Allen (football coach)
 Will Allen (basketball)
 Patricia Allen (track & field)
Yonder Alonso (baseball)
 Ottis Anderson (football)
 Jodi Appelbaum Steinbauer (tennis)
 Ray Arky (football)
 Jessie Armstead (football)
J.D. Arteaga (baseball)
 Woody Austin (golf)
 Dr. Bowman F. Ashe (UM president)
 Rod Ashman (football, basketball)
 Wilbert Bach (sports information)
 Pete Banaszak (football)
 Mike Barnes (football)
 Micheal Barrow (football)
 Rick Barry (basketball)
 Wayne Beckner (basketball)
 Tom Beier (football)
 Ray Bellamy (football)
 Bill Bennett (track)
 Lloyd Bennett (track and swimming coach)
 Albert Bentley (football)
 Sharon Berg (swimming)
Stanley "Skip" Bertman (baseball coach)
 Al Besselink (men's golf)
Warren Bogle (baseball)
 Don Bosseler (football)
 Bennie Blades (football)
 Octavia Blue (women's basketball)
 Megan Bradley (women's tennis)
Ryan Braun (baseball)
 Melvin Bratton (football)
 Melissa Briley-Mieras (diving)
 Jay Brophy (football)
 Chanivia Broussard (women's basketball)
 Eddie Brown (football)
 Eric Brown (basketball)
 Jerome Brown (football)
 Terea Brown (women's track)
 Phillip Buchanon (football)
 Janet Buchanan-Kerr (swimming)
 Dr. Charles Burbacher (team doctor)
Pat Burrell (baseball)
 Andrew Burrow (tennis)
 Jim Burt (football)
 Britney Butcher (women's soccer)
 Edward "Red" Cameron (football, boxing)
Whitey Campbell (football, basketball, baseball, and football and baseball coach)
 Al Carapella (football)
 Lane Carico (volleyball)
Cesar Carrillo (baseball)
 Rubin Carter (football)
Sy Chadroff (basketball, baseball)
 Tabia Charles (women's track)
 Nick Chickillo (football)
 Rob Chudzinski (football, coach)
 Davian Clarke (track & field)

Tony Cline (football)
 Audra Cohen (tennis)
 Julius Cohen (basketball)
 Larry Coker (football coach)
 Dan Connors (football)
Ed Contreras (baseball)
 Horace Copeland (track)
Alex Cora (baseball)
 Jim Cox (football)
 Pat Cramer (tennis)
 Tony Cristiani (football)
 Nathaniel Crosby (golf)
 Maurice Crum (football)
 Fran Curci (football, football coach)
 Don Curnutt (basketball)
 Dominique Darden (women's track)
Dan Davies (baseball)
 Paul Dee (athletic director)
 Amy Deem (women's track coach)
 Bill Deering (track and field)
 Dr. Mickey Demos (boxing)
 Paul Desjardins (golf)
 Bill Diaz (swimming coach)
 Eddie Dibbs (tennis)
 Carl DiBernardo (boxing)
 Jim Dooley (football, track)
 Ken Dorsey (football)
 Lin Dunn (women's basketball coach)
Eddie Dunn (football, basketball, baseball, coach)
 Gary Dunn (football)
 Ian Duvenhage (women's tennis coach)
 Eddie Edwards (football)
 Steve Edwards (basketball)
 Judy Eller (golf)
 Craig Erickson (football)
 Dennis Erickson (football)
 Lee Evans (reporter)
Jorge Fabregas (baseball)
 Kevin Fagan (football)
 Conny Falk (tennis)
 Jeff Feagles (football)
Alex Fernandez (baseball)
 Jaime Fillol (tennis)
Mike Fiore (baseball)
 Chuck Foreman (football)
 Dawn Frady (swimming)
 Bubba Franks (football)
Ron Fraser (baseball coach)
 Abe Friedman (basketball)
 George Gallett (sports information)
 Luis Garcia (tennis)
 Greg Garlich (diving)
 Cleveland Gary (football)
 Charlie George (football)
Harry Ghaul (football, baseball)
 Bryan Gillooly (diving)
 Ron Godfrey (basketball coach)
 Tom Gompf (swimming coach)
 Joaquin Gonzalez (football)
Orlando Gonzalez (baseball)
 Brittany Viola Gonzalez (diving)
 Frank Gore (football)
Joe Grahe (baseball)
Yasmani Grandal (baseball)

Danny Graves (baseball)
Dr. Joel Green (baseball)
 Lise Gregory (tennis)
 Matt Gribble (swimming)
Randy Guerra (baseball)
 Andy Gustafson (football coach, ath. director)
 Jack Hackett (football)
 Bruce Hale (basketball coach)
 Leonard Hamilton (basketball)
 Penny Hammel (women's golf)
 John Hammil (tennis)
 Jack Harding (football coach, ath. director)
 Robin Harmony (women's basketball)
 Dennis Harrah (football)
 Tim Harris (men's track)
 Doris Hart (tennis)
 Al Harum (tennis)
 Janet Hass (women's tennis)
 Bill Hawkins (football)
Neal Heaton (baseball)
 Johnny Hemsley (basketball)
 Ted Hendricks (football)
 Jeannie Hebert-Truax (women's basketball)
 Devin Hester (football)
 Dr. Bill Heuson (golf coach)
 Dick Hickox (basketball)
 Alonzo Highsmith (football)
Bobby Hill (baseball)
 Randal Hill (football)
 Charlie Hodgson (swimming coach)
 Kym Hope (women's basketball)
 Carlos Huerta (football)
Aubrey Huff (baseball)
 Isabella Hutchinson (women's athletics)
 Michael Irvin (football)
 James Jackson (football)
Stan Jakubowski (baseball)
 Edgerin James (football)
Calvin James (baseball)
 Don James (football)
 Harvey James (football)
 Tamara James (women's basketball)
 Tim James (basketball)
 Sam Jankovich (ath. director)
Jon Jay (baseball)
 Jenny Keim Johansen (diving)
 Andre Johnson (football)
Charles Johnson (baseball)
 Jack Johnson (football)
 Jimmy Johnson (football coach)
 Shenise Johnson (women's basketball)
 James Jones (basketball)
 K.C. Jones (football)
 Daphne Jongejans-Bousquet (diving)
 Art Kehoe (football, football coach)
 Jim Kelly (football)
 Cortez Kennedy (football)
 Tracy Kerdyk (golf)
 Walter Kichefski (football, coach)
 Bill Kimbrough (football)
 Tom Kearns (football, basketball, boxing)
 Chuck Klein (football)

UNIVERSITY OF MIAMI SPORTS HALL OF FAME

Bernie Kosar (football)
 Dr. Jenny Krawec (women's rowing)
Wayne Krenchicki (baseball)
 Ferne Labati (women's basketball)
Phil Lane (baseball)
 Don Latimer (football)
 Lenny Layland (diving)
 Ann Laughlin (golf)
Thom Lehman (baseball)
 Denny Leonard (football, boxing)
 Dale Lewis (tennis coach)
 Ray Lewis (football)
 Steve Lichtner (swimming)
 Ron Lippett (football)
Jack Losch (football, baseball, track)
 Greg Louganis (diving)
 William "Bunny" Lovett (boxing, coach)
 William C. Lufler (tennis coach)
 Melinda Lyverse (swimming)
Jorge Maduro (baseball)
 Dr. Harry Mallios (football, athletic director)
 Gordon Malloy (football)
 Rodney Mandelstam (tennis, soccer)
 Chris Mantilla (diving)
 Fred Marion (football)
 Greg Mark (football)
 Don Mariutto (football)
 Leo Martin (football)
 Russell Maryland (football)
 Pete Mastellone (football)
 Bob Masterson (football, boxing)
 Mike McCoy (basketball)
 Jack McClinton (basketball)
 Yolanda McCray (track and field)
 Frank McDonald (football)
 Willis McGahee (football)
 Stephen McGuire (football)
 Bryant McKinnie (football)
 Ryan McNeil (football)
 Rusty Medearis (football)
 Katie Meier (basketball coach)
 Rich Mercier (football)
Jason Michaels (baseball)
 Bill Miller (football)
 Danny Miller (football)
 Tina Miller Lloyd (women's golf)
 George Mira Sr. (football)
 George Mira Jr. (football)
 Dan Morgan (football)
 Hart Morris (football, basketball coach)
 Ed Morris (basketball)
Jim Morris (baseball coach)
Jeff Morrison (baseball)
Robbie Morrison (baseball)
 Cathy Morse (golf)
 Jerry Moss (tennis)
 Santana Moss (football)
 Winston Moss (football)
 Gardner Mulloy (tennis, and coach)
 Wyllesheia Myrick (track)
 Jack Nelson (swimming, and coach)
 Connie Nickel (administration)
 Scott Nicolas (football)

John Noppenberg (football)
 Jim Otto (football)
 Burgess Owens (football)
Mike Pagliarulo (baseball)
 Dean Panaro (men's swimming and diving)
 Norm Parsons (administration, coaching)
 Kevin Patrick (football)
 Vicki Plowden (women's basketball)
 Constantin Popa (men's basketball)
 Clinton Portis (football)
 Tom Pratt (football)
Larry Pyle (baseball)
Rick Raether (baseball)
 Rio Ramirez (diving)
 Joaquin Rasgado (tennis)
 Ed Reed (football)
 Billy Regan (boxing coach)
 Ronni Reis-Bernstein (tennis)
 Ros Riach (women's tennis)
 Maria Rivera (women's basketball)
 Patti Rizzo (golf)
Javy Rodriguez (baseball)
 Antrel Rolle (football)
 Brett Romberg (football)
Al "Flip" Rosen (football, baseball)
 Gaither Rosser (swimming)
 Tyce Routson (diving)
Dr. Francis "Whitey" Rouviere (football, baseball)
 Ed Rubinoff (tennis)
 Gillian Russell (track)
 Art Saey (Boxing, football)
 John Salmons (men's basketball)
Alex Santos (baseball)
 Warren Sapp (football)
 Frances Savage (women's basketball)
 Sam Scarnecchia (football)
 Howard Schnellenberger (football coach)
 Sid Schwartz (men's tennis)
 Leon Searcy (football)
 Harold Sears (football)
 Pancho Segura (tennis)
Kevin Sheary (baseball)
Doug Shields (baseball)
 Jeremy Shockey (football)
 Archie Slaton (boxing)
Danny Smith (baseball)
 Darrin Smith (football)
 Don Smith (football)
 Frank Smith (football)
Sam Sorce (baseball)
 Don Solding (coach)
 Roberta A. Speer (golf)
 Gene Stage (basketball)
 Britney Steinbruch (soccer)
 Daniel Stubbs (football)
 Mike Sullivan (football)
 Tom Sullivan (football)
 Bob Tatak (football)
 Sean Taylor (football)
Jay Tessmer (baseball)
 Vinny Testaverde (football)
 Lamar Thomas (football)

Ron Thorne (track)
 Valeria Tiplana (volleyball)
 John "Red" Tobin (football, basketball)
 Gino Torretta (football)
 Armand "Stitch" Vani (football and coach)
 Jesse Vassallo (swimming)
 Laura Vallverdu (women's tennis)
 Jon Vilma (football)
 Rachel Violet (tennis)
 Steve Walsh (football)
 Mike Ward (track & field coach)
 Marshall Wayne (diving)
 Reggie Wayne (football)
 Ed Weisacosky (football)
 Earl Welbaum (track and field)
 Dave Wike (coach, trainer)
 Vince Wilfork (football)
 David Wilkie (swimming)
 Darryl Williams (football)
 D.J. Williams (football)
 Kevin Williams (football)
 Lauryn Williams (track and field)
 Wendy Williams (women's diving)
Larry Wilson (football, baseball)
 Kellen Winslow (football)
 Mike Wittman (men's basketball)
 Nick Wolcuff (football, boxing, wrestling)
William Wrona (baseball)
 Jodi Yambor (swimming)
Ernie Yaroshuk (baseball)



TEAM RECORDS

BATTING - SEASON

AT BATS

| | | |
|-----|-------|------|
| 1. | 2,698 | 1983 |
| 2. | 2,656 | 1985 |
| 3. | 2,432 | 1984 |
| 4. | 2,517 | 1982 |
| 5. | 2,362 | 1997 |
| 6. | 2,356 | 2015 |
| 7. | 2,325 | 1980 |
| 8. | 2,320 | 1981 |
| 9. | 2,253 | 2006 |
| 10. | 2,239 | 1988 |

RUNS

| | | |
|-----|-----|------|
| 1. | 643 | 1985 |
| 2. | 637 | 1998 |
| 3. | 632 | 1982 |
| 4. | 615 | 1983 |
| 5. | 607 | 2000 |
| 6. | 605 | 1974 |
| 7. | 600 | 1997 |
| 8. | 595 | 1984 |
| 9. | 567 | 1996 |
| 10. | 564 | 1980 |

HITS

| | | |
|-----|-----|------|
| 1. | 794 | 1985 |
| 2. | 790 | 1983 |
| 3. | 770 | 1984 |
| 4. | 769 | 1997 |
| 5. | 766 | 1996 |
| 6. | 742 | 1982 |
| 7. | 727 | 1998 |
| 8. | 724 | 1999 |
| | 724 | 2015 |
| 10. | 712 | 2004 |

BATTING AVERAGE

| | | |
|-----|------|------|
| 1. | .343 | 1996 |
| 2. | .335 | 1998 |
| 3. | .333 | 1999 |
| 4. | .330 | 2004 |
| 5. | .326 | 1997 |
| 6. | .323 | 2000 |
| 7. | .321 | 2005 |
| 8. | .320 | 2008 |
| 9. | .315 | 2003 |
| 10. | .314 | 2002 |

DOUBLES

| | | |
|----|-----|------|
| 1. | 171 | 1985 |
| 2. | 168 | 1997 |
| 3. | 156 | 1983 |
| 4. | 152 | 1996 |
| 5. | 147 | 1984 |
| 6. | 145 | 1992 |
| 7. | 140 | 1988 |
| 8. | 136 | 2004 |
| 9. | 135 | 2008 |
| | 135 | 1981 |

RUNS BATTED IN

| | | |
|-----|-----|------|
| 1. | 588 | 1998 |
| 2. | 560 | 1982 |
| 3. | 553 | 1985 |
| 4. | 548 | 1984 |
| 5. | 541 | 1997 |
| 6. | 529 | 1983 |
| 7. | 522 | 1996 |
| 8. | 517 | 2008 |
| 9. | 493 | 1999 |
| 10. | 491 | 2004 |

TRIPLES

| | | |
|-----|----|------|
| 1. | 40 | 1990 |
| 2. | 35 | 1980 |
| 3. | 34 | 1985 |
| 4. | 33 | 1981 |
| | 33 | 1993 |
| 6. | 29 | 1988 |
| 7. | 28 | 1973 |
| | 28 | 1982 |
| 9. | 27 | 1983 |
| 10. | 26 | 1975 |
| | 26 | 1992 |

SLUGGING PERCENTAGE

| | | |
|-----|------|------|
| 1. | .601 | 1998 |
| 2. | .550 | 1996 |
| 3. | .547 | 1999 |
| 4. | .541 | 2008 |
| 5. | .525 | 2004 |
| 6. | .524 | 1997 |
| 7. | .516 | 2010 |
| 8. | .511 | 2000 |
| 9. | .490 | 2003 |
| 10. | .487 | 2005 |

HOME RUNS

| | | |
|----|-----|------|
| 1. | 139 | 1998 |
| 2. | 106 | 2008 |
| | 106 | 2010 |
| 4. | 104 | 1999 |
| 5. | 96 | 1982 |
| 6. | 92 | 1984 |
| 7. | 91 | 1996 |
| 8. | 88 | 1983 |
| 9. | 85 | 1997 |
| | 85 | 2019 |

WALKS

| | | |
|-----|-----|------|
| 1. | 529 | 1983 |
| 2. | 505 | 1982 |
| 3. | 493 | 1980 |
| 4. | 451 | 1985 |
| 5. | 432 | 1998 |
| 6. | 417 | 1977 |
| | 417 | 1986 |
| 8. | 416 | 1976 |
| 9. | 414 | 1984 |
| 10. | 409 | 1981 |

TOTAL BASES

| | | |
|-----|-------|------|
| 1. | 1,302 | 1998 |
| 2. | 1,259 | 1983 |
| 3. | 1,238 | 1997 |
| 4. | 1,237 | 1985 |
| 5. | 1,229 | 1984 |
| | 1,229 | 1996 |
| 7. | 1,212 | 1982 |
| 8. | 1,202 | 2008 |
| 9. | 1,187 | 1999 |
| 10. | 1,133 | 2004 |

STRIKEOUTS

| | | |
|----|-----|------|
| 1. | 529 | 2018 |
| 2. | 485 | 1998 |
| 3. | 481 | 2010 |
| 4. | 476 | 2016 |
| 5. | 475 | 2019 |
| 6. | 471 | 2017 |
| 7. | 466 | 2000 |
| 8. | 464 | 2021 |
| 9. | 459 | 1999 |
| | 459 | 1992 |



TEAM RECORDS

STOLEN BASES

| | | |
|-----|-----|------|
| 1. | 231 | 1985 |
| 2. | 228 | 2001 |
| 3. | 216 | 1979 |
| 4. | 201 | 1981 |
| 5. | 200 | 1989 |
| 6. | 195 | 1982 |
| 7. | 186 | 1988 |
| 8. | 176 | 1976 |
| 9. | 175 | 1978 |
| 10. | 173 | 1986 |

TOTAL SACRIFICES

| | | |
|-----|-----|------|
| 1. | 107 | 2006 |
| 2. | 104 | 1994 |
| 3. | 99 | 2001 |
| 4. | 93 | 1996 |
| 5. | 90 | 1997 |
| 6. | 88 | 2003 |
| 7. | 86 | 2008 |
| | 86 | 1995 |
| | 86 | 2015 |
| 10. | 83 | 2005 |

HIT BY PITCH

| | | |
|----|----|------|
| 1. | 89 | 2015 |
| 2. | 78 | 2016 |
| 3. | 73 | 2004 |
| 4. | 68 | 2006 |
| 5. | 63 | 2003 |
| 6. | 58 | 2007 |
| | 58 | 2017 |
| | 58 | 2021 |
| 9. | 56 | 1999 |
| | 56 | 2010 |

LEFT ON BASE

| | | |
|----|-----|------|
| 1. | 614 | 2015 |
| 2. | 590 | 1983 |
| 3. | 575 | 1984 |
| 4. | 564 | 1997 |
| 5. | 551 | 1985 |
| 6. | 530 | 1992 |
| 7. | 527 | 2007 |
| 8. | 525 | 2008 |
| 9. | 524 | 2016 |
| | 524 | 1990 |

PITCHING - SEASON

INNINGS

| | | |
|-----|-------|------|
| 1. | 716.1 | 1983 |
| 2. | 709.0 | 1985 |
| 3. | 666.1 | 1984 |
| 4. | 656.0 | 1982 |
| 5. | 623.0 | 1980 |
| 6. | 622.2 | 1981 |
| 7. | 612.1 | 1997 |
| 8. | 608.1 | 1988 |
| 9. | 600.1 | 1989 |
| 10. | 596.1 | 1995 |

COMPLETE GAMES

| | | |
|----|----|------|
| 1. | 23 | 1974 |
| | 23 | 1980 |
| 3. | 22 | 1984 |
| 4. | 21 | 1966 |
| | 19 | 1989 |
| 6. | 18 | 1968 |
| | 18 | 1975 |
| | 18 | 1981 |
| 9. | 17 | 1973 |
| | 17 | 1979 |

SHUTOUTS

| | | |
|----|----|------|
| 1. | 12 | 1980 |
| 2. | 11 | 1989 |
| 3. | 9 | 1979 |
| 4. | 8 | 1991 |
| | 8 | 1998 |
| 6. | 7 | 1967 |
| | 7 | 1969 |
| | 7 | 1971 |
| | 7 | 1972 |
| | 7 | 1973 |
| | 7 | 1975 |
| | 7 | 1977 |

HITS ALLOWED

| | | |
|-----|-----|------|
| 1. | 693 | 1984 |
| 2. | 662 | 1985 |
| 3. | 656 | 1983 |
| 4. | 620 | 1982 |
| 5. | 616 | 2002 |
| 6. | 588 | 1997 |
| 7. | 584 | 2001 |
| 8. | 570 | 2003 |
| 9. | 565 | 1986 |
| 10. | 562 | 2008 |

RUNS ALLOWED

| | | |
|-----|-----|------|
| 1. | 404 | 1984 |
| 2. | 391 | 2002 |
| 3. | 354 | 1983 |
| 4. | 349 | 2003 |
| 5. | 345 | 1997 |
| 6. | 338 | 1985 |
| 7. | 330 | 2007 |
| 8. | 327 | 2006 |
| | 327 | 1987 |
| 10. | 326 | 1982 |
| | 326 | 1982 |

EARNED RUNS ALLOWED

| | | |
|-----|-----|------|
| 1. | 327 | 2002 |
| 2. | 324 | 1984 |
| 3. | 295 | 1983 |
| 4. | 293 | 1985 |
| 5. | 283 | 2006 |
| 6. | 278 | 2009 |
| | 278 | 2003 |
| 8. | 277 | 1982 |
| 9. | 267 | 1997 |
| 10. | 266 | 2007 |

EARNED RUN AVERAGE

| | | |
|-----|------|------|
| 1. | 1.95 | 1974 |
| 2. | 2.23 | 1963 |
| 3. | 2.31 | 1973 |
| 4. | 2.36 | 1975 |
| 5. | 2.39 | 1968 |
| | 2.39 | 1978 |
| 7. | 2.42 | 1969 |
| 8. | 2.46 | 1979 |
| 9. | 2.48 | 1967 |
| 10. | 2.50 | 1980 |

WALKS

| | | |
|-----|-----|------|
| 1. | 336 | 1983 |
| 2. | 331 | 1985 |
| 3. | 318 | 1984 |
| 4. | 314 | 1982 |
| 5. | 289 | 1986 |
| 6. | 280 | 1987 |
| 7. | 272 | 2003 |
| 8. | 275 | 1993 |
| 9. | 268 | 1980 |
| 10. | 266 | 2004 |



TEAM RECORDS

STRIKEOUTS

| | | |
|----|-----|------|
| 1. | 631 | 1999 |
| 2. | 596 | 1989 |
| 3. | 591 | 1998 |
| 4. | 573 | 1997 |
| | 573 | 2019 |
| 6. | 567 | 1981 |
| | 567 | 1985 |
| 8. | 565 | 1984 |
| 9. | 554 | 2008 |
| | 554 | 2010 |

SAVES

| | | |
|----|----|------|
| 1. | 25 | 1994 |
| 2. | 22 | 1983 |
| 3. | 21 | 1985 |
| | 21 | 1986 |
| | 21 | 2011 |
| 6. | 20 | 2016 |
| | 20 | 1995 |
| | 20 | 2001 |
| 9. | 19 | 2004 |
| | 19 | 2009 |
| | 19 | 2012 |

WILD PITCHES

| | | |
|-----|----|------|
| 1. | 50 | 2008 |
| | 50 | 2001 |
| 3 | 48 | 2018 |
| 4. | 46 | 1994 |
| 5. | 45 | 2006 |
| 6. | 44 | 2009 |
| | 44 | 2005 |
| | 44 | 1993 |
| | 44 | 2010 |
| 10. | 43 | 2007 |

HIT BATSMEN

| | | |
|-----|----|------|
| 1. | 86 | 2006 |
| 2. | 82 | 2011 |
| 3. | 76 | 2002 |
| | 76 | 2001 |
| 5. | 67 | 2005 |
| | 67 | 2007 |
| 7. | 55 | 2000 |
| | 55 | 2004 |
| 9. | 52 | 2009 |
| 10. | 51 | 1999 |
| | 51 | 2019 |

BALKS

| | | |
|----|----|------|
| 1. | 21 | 2003 |
| 2. | 14 | 1988 |
| 3. | 13 | 1997 |
| 4. | 12 | 2004 |

| | | |
|----|----|------|
| 5. | 11 | 2008 |
| 6. | 10 | 2007 |
| 7. | 9 | 1987 |
| | 9 | 1996 |
| 9. | 8 | 2000 |
| | 8 | 2001 |
| | 8 | 2005 |

APPEARANCES IN RELIEF

| | | |
|-----|-----|------|
| 1. | 272 | 2018 |
| 2. | 233 | 2001 |
| 3. | 205 | 2002 |
| 4. | 190 | 2010 |
| 5. | 187 | 2019 |
| 6. | 185 | 1998 |
| 7. | 181 | 1996 |
| 8. | 180 | 2012 |
| 9. | 179 | 2005 |
| 10. | 176 | 2006 |

BATTING - GAME

INNINGS

| | | |
|------|----|------------------------|
| T-1. | 17 | Florida St., 4/7/2000 |
| T-1. | 17 | Florida St., 4/24/2015 |
| T-3. | 16 | Florida, 2/17/1995 |
| T-3. | 16 | The Citadel, 5/18/1979 |
| T-3. | 16 | UNC, 5/16/2014 |
| T-3 | 16 | Maine, 3/3/18 |

AT BATS

| | | |
|----|----|------------------------|
| 1. | 61 | Florida St., 4/7/2000 |
| 2. | 58 | UNC, 5/16/2014 |
| 3. | 57 | C.W. Post, 3/5/2000 |
| 4. | 56 | Florida St., 4/24/2015 |
| 5. | 54 | St. Thomas, 4/17/1993 |

RUNS SCORED

| | | |
|-----|----|------------------------|
| 1. | 33 | C.W. Post, 3/5/2000 |
| 2. | 28 | UCF (G2), 5/12/1985 |
| 3. | 27 | Pace, 5/2/2003 |
| | 27 | Florida Tech, 3/9/1978 |
| | 27 | FL College, 5/17/1983 |
| | 27 | Notre Dame, 2/21/1998 |
| 7. | 26 | USF, 4/14/1972 |
| | 26 | Biscayne, 4/25/1973 |
| | 26 | NYIT, 5/8/2015 |
| 10. | 25 | Boston U., 3/11/1990 |
| | 25 | Seton Hall, 2/8/1992 |
| | 25 | Barry, 1/31/1996 |
| | 25 | Rutgers, 2/15/2015 |

RUNS SCORED - INNING

| | | |
|----|----|------------------------|
| 1. | 14 | Mercer, 2/6/1988 |
| 2. | 13 | Indiana St., 3/11/1981 |
| | 13 | FL College, 5/17/1983 |
| | 13 | USF, 4/14/1972 |
| 5. | 12 | Biscayne, 4/25/1973 |
| | 12 | Boston U., 3/11/1990 |
| | 12 | Illinois, 3/6/1998 |
| 8. | 11 | Biscayne, 4/21/1971 |
| | 11 | FIU, 2/23/1979 |
| | 11 | Michigan St, 3/22/1985 |
| | 11 | Boston U., 3/11/1990 |
| | 11 | California, 2/3/1991 |
| | 11 | Notre Dame, 2/21/1998 |

RUNS SCORED - BOTH TEAMS

| | | |
|-----|----|---------------------------|
| 1. | 38 | Minnesota, 2/26/2002 |
| 2. | 37 | FL College, 5/17/1983 |
| 3. | 36 | Jacksonville, 4/2/1979 |
| 4. | 34 | Tennessee, 6/9/2001 |
| 5. | 33 | UCF, 5/12/1985 |
| | 33 | C.W. Post, 3/5/2000 |
| | 33 | Georgia Tech, 3/30/2003 |
| | 33 | Clemson, 4/13/2018 |
| | 33 | Bethune-Cookman, 5/6/2018 |
| 10. | 31 | Florida, 2/13/2000 |

HITS

| | | |
|----|----|------------------------|
| 1. | 32 | C.W. Post, 3/5/2000 |
| 2. | 28 | UCF, 5/12/1985 |
| | 28 | Seton Hall, 2/12/1982 |
| | 28 | Stetson, 3/2/1993 |
| 5. | 26 | Virginia, 4/24/2004 |
| 6. | 25 | Wake Forest, 5/14/2009 |
| | 25 | C.W. Post, 3/4/2000 |
| 8. | 24 | Pace, 5/2/2003 |
| | 24 | Princeton, 5/24/1985 |
| | 24 | USF, 2/22/1986 |

HITS - INNING

| | | |
|----|----|-----------------------|
| 1. | 12 | Harvard, 3/28/1997 |
| 2. | 11 | Cincinnati, 3/19/1969 |
| | 11 | Biscayne, 4/21/1971 |
| | 11 | FL College, 5/17/1983 |
| | 11 | UCF, 5/12/1985 |

CONSEC. BATTERS ON BASE

| | | |
|----|----|------------------------|
| 1. | 13 | Ill.-Chicago 3/24/1983 |
| 2. | 12 | FAU/Rice, 5/4-7/1993 |
| 3. | 11 | GWU, 3/15/1984 |
| | 11 | Mercer, 2/6/1988 |
| 5. | 10 | FIU, 2/23/1979 |
| | 10 | Mercer, 3/1/1983 |
| | 10 | USF, 2/22/1986 |

HISTORY



TEAM RECORDS

DOUBLES

- 10 Maine, 3/15/1996
- 9 Will-Patterson, 3/21/1992
- 9 Princeton, 5/24/1985
- 8 Ohio State, 3/19/1974
- 8 Ithaca, 3/11/1979
- 8 Tampa, 2/27/1985
- 8 USF, 3/31/1992
- 8 St. Thomas, 4/18/1998

TRIPLES

- 5 Mercer, 3/2/1983
- 4 Florida A&M, 1978
- 4 Bethune, 4/3/1990
- 4 Stetson, 3/2/1993
- 4 Harvard, 3/26/2003

HOME RUNS

- 9 Jacksonville, 4/2/1979
- 8 S. Carolina, 5/23/1998
- 8 BGSU, 5/21/1998
- 6 Georgia Tech, 4/16/1978
- 6 Notre Dame, 2/21/1998
- 6 Georgia So., 5/16/1998
- 6 Jacksonville, 5/10/1998
- 6 Elon, 5/2/1999
- 6 Princeton, 3/13/1999
- 6 Georgia Tech, 5/22/2008
- 6 Wake Forest, 3/21/2008
- 6 Wake Forest, 5/16/2009
- 6 Central Michigan, 6/2/2019

HOME RUNS - INNING

- 4 Alabama, 4/8/1984
(Shields, Mandel, Lange, Lane)
- 4 S. Carolina, 5/23/1998
(Burrell, Huff, Jacobson, Alvarez)
- 4 Boston College, 3/7/2008
(Hagerty, Weeks, Alonso, Terdoslavich)
- 3 Furman, 3/27/1967
(Stefkovich, Deem, Brown)
- 3 Tampa, 4/28/1973
(Gonzalez, Krenchicki, Castillo)
- 3 Alabama, 4/8/1984
(Mandel, Lane, Lange)
- 3 LSU, 4/20/1984
(Rowland, Hart, Mandel)
- 3 Maine, 5/16/1988
(Dominguez, Word, Viera)
- 3 Maine, 3/17/1996
(Grimmett, Gomez, Rivero)
- 3 CSFullerton, 5/17/1996
(Gargiulo, Saggese, DeCelle)
- 3 Richmond, 5/22/1997
(Michaels, Burrell, Huff)

- 3 Iona, 3/18/1998
(Burrell, Muler, Jimerson)
- 3 Georgia Tech, 3/30/2003
(Braun, Sanchez, Burt)
- 3 BC, 5/2/2009
(Herrmann, Grandal, Martinez)
- 3 Florida St., 4/25/2010
(Perez, Ratcliff, Grandal)
- 3 FAU, 3/27/2019
(Lala, Gil, Toral)
- 3 Wake Forest, 5/11/2019
(Vilar, Del Castillo, Crosbie)
- 3 NC State, 3/7/2021
(Vilar, Morales, Del Castillo)
- 3 Clemson, 4/16/2021
(Toral, Pitelli, Rivera)

HOME RUNS - BOTH TEAMS

- 12 Jacksonville, 4/2/1979
- 12 Florida, 2/8/1998

TOTAL BASES

- 52 FL College, 5/17/1983
- 51 USF, 2/22/1986
- 50 Jacksonville, 4/2/1979
- 46 UCF, 5/12/1985
- 46 Stetson, 3/2/1993
- 46 BGSU, 5/21/1998
- 46 C.W. Post, 3/5/2000
- 46 Pace, 5/2/2003
- 46 Wake Forest, 5/16/2009
- 45 Georgia Tech, 4/16/1978
- 45 Notre Dame, 2/21/1998

RBI

- 30 C.W. Post, 3/5/2000
- 27 UCF (G2), 5/12/1985
- 27 Notre Dame, 2/21/1998
- 25 Florida Tech, 3/9/1978
- 25 FL College, 5/17/1983
- 25 Pace, 5/2/2003
- 23 Elon, 5/2/1999
- 22 Boston U., 3/11/1990
- 22 Barry, 1/31/1996
- 22 Toledo, 3/22/1997
- 22 St. Thomas, 4/18/1998
- 22 Ohio State, 3/6/1999
- 22 Elon, 3/6/2004
- 22 W. Forest, 3/23/2008

STOLEN BASES

- 14 St. Francis, 3/27/1979
- 13 Seton Hall, 3/18/1977
- 11 Georgetown, 3/10/1988
- 10 Stetson, 5/7/1965

- 10 Rutgers, 3/18/1984
- 10 Michigan St., 3/19/1985
- 10 Mercer, 2/14/1989
- 10 Jacksonville, 5/6/2001
- 10 Clemson, 6/2/2001

STRIKEOUTS

- 22 Florida State, 4/7/2000
- 19 Fla. South., 3/15/1958
- 19 Clemson, 5/31/1996
- 19 Maine, 3/3/2018
- 18 Florida, 4/5/1947
- 17 W. Forest, 1/28/2000
- 17 North Carolina, 4/6/2018
- 16 Florida St., 4/27/1956
- 16 Tulane, 3/3/1991
- 16 Florida, 2/23/1992
- 16 St. Thomas, 4/18/1992
- 16 Florida, 2/5/2000
- 16 FIU, 4/25/2018

WALKS

- 25 UNC 2/19/1982
- 29 FAU, 3/1/1995
- 18 S. Illinois 3/19/1977
- 18 Florida Tech, 3/10/1978
- 18 Buffalo, 3/30/1978
- 17 Fla. South., 3/15/1958
- 17 Mercer, 2/6/1988
- 16 UCLA, 5/31/1997
- 16 Arizona, 6/7/2008
- 16 Louisville, 4/19/2019

LEFT ON BASE

- 21 Maine, 3/3/2018
- 20 P.I. Marines, 4/6/1953
- 18 UNC 2/19/1982
- 18 FAU, 5/4/1993
- 17 Florida St., 3/29/1958
- 17 Georgia Tech, 5/25/1986
- 17 UCLA, 5/31/1997
- 17 Florida St., 4/25/1999
- 17 Florida, 2/20/2021
- 16 S. Carolina, 3/13/1982
- 16 California, 5/29/1992
- 16 Rider, 5/27/1995
- 16 Mercer, 2/3/2007

TEAM RECORDS

LARGEST WINNING MARGIN

- 33 C.W. Post, 3/5/2000
- 26 NYIT, 5/8/2015
- 25 Pace, 5/2/2003
- 25 Barry, 1/31/1996
- 25 Notre Dame, 2/21/1998
- 24 Florida Tech, 3/9/1978
- 24 Boston U., 3/11/1990
- 24 Elon, 3/6/2004
- 23 UCF, 5/12/1985

LARGEST LOSING MARGIN

- 19 Texas, 3/1/1997
- 18 Florida St, 4/17/1957

ERRORS

- 9 Auburn, 5/3/1946
- 9 Florida St., 3/25/1951
- 9 P.I. Marines, 4/6/1953
- 9 Ohio State, 3/20/1962
- 8 Florida, 5/7/1948
- 8 Florida, 4/8/1949
- 8 Florida, 5/13/1949
- 8 UMass, 3/24/1977
- 8 Arizona, 6/2/1984
- 8 Florida State, 4/7/1996
- 8 Bethune, 4/12/1998

ERRORS - OPPONENT

- 12 S. Illinois, 3/16/1976
- 10 Ga.-ATL, 3/27/1953
- 10 P. Air Force, 3/18/1955
- 9 Tampa, 4/23/1949
- 9 Havana, 5/12/1951
- 9 Florida A&M, 4/5/1981
- 8 Many Teams Tied

DOUBLE PLAYS

- 7 S. Illinois, 3/16/1976
- 7 Cornell, 3/30/1971
- 6 UMass, 3/25/1976
- 6 Clemson, 5/14/1995

FRESHMAN - GAME

BATTING

| | | |
|----------|----|-------------------------------|
| AT BATS | 8 | Kevin Howard (3/5/2000) |
| | | Kevin Howard (4/7/2000) |
| RUNS | 5 | Kevin Howard (3/5/2000) |
| HITS | 6 | Mike Fiore (5/12/1985) |
| DOUBLES | 3 | Kevin Howard (4/22/2000) |
| | | Rick Saggese (3/15/1996) |
| TRIPLES | 2 | Jemile Weeks (4/22/2006) |
| | | Manny Crespo (3/6/1998) |
| HOMERS | 2 | L: Yohandy Morales (3/7/2021) |
| T. BASES | 11 | L: Gaby Sanchez (5/2/2003) |
| RBI | 8 | Randy Guerra (3/14/1976) |
| STEALS | 4 | Bobby Hill (3/21/1997) |
| WALKS | 4 | Pat Burrell (5/4/1996) |
| Ks | 4 | L: Anthony Vilar (5/10/2019) |
| SAC FLYS | 2 | L: Anthony Vilar (2/27/2019) |
| SAC HITS | 2 | L: Freddy Zamora (3/3/2018) |
| HBP | 2 | L: Ted Blackman (5/8/2009) |

PITCHING

| | | |
|------------|----|----------------------------|
| STRIKEOUTS | 15 | Alex Fernandez (3/22/1989) |
| NO-HITTERS | 1 | Alex Fernandez (3/18/1989) |

FRESHMAN - SEASON

BATTING

| | | |
|---------------|------|------------------------------|
| GAMES | 77 | Mike Fiore ('85) |
| AT BATS | 276 | Mike Fiore ('85) |
| RUNS | 75 | Pat Burrell ('96) |
| HITS | 102 | Scott Parsons ('81) |
| DOUBLES | 22 | L: Adrian Del Castillo ('19) |
| TRIPLES | 9 | Charles Johnson ('90) |
| HOME RUNS | 23 | Pat Burrell ('96) |
| TOT. BASES | 182 | Pat Burrell ('96) |
| RBI | 76 | Ryan Braun ('03) |
| STEALS | 41 | Bobby Hill ('97) |
| WALKS | 61 | Jordan Lala ('19) |
| STRIKEOUTS | 72 | Stephen Perez ('10) |
| TOT. SAC. | 14 | Zeke DeVoss ('10) |
| HIT BY PITCH | 20 | Bobby Hill ('97) |
| BA (200+AB) | 413 | Kevin Howard ('00) |
| BA (101-199) | 484 | Pat Burrell ('96) |
| SLG% | .948 | Pat Burrell ('96) |
| HIT. STREAK | 20 | Mark Sobolewski ('07) |
| CONS. ON BASE | 14 | Kevin Howard ('00) |
| CONS. HITS | 9 | Mike Fiore ('85) |

PITCHING

| | | |
|---------------|-------|-----------------------|
| APPs | 44 | George Huguet ('01) |
| REL. APPs | 44 | George Huguet ('01) |
| STARTS | 19 | Joe Grahe (1987) |
| CGs | 8 | Alex Fernandez ('89) |
| IP | 147.2 | Alex Fernandez ('89) |
| Ks | 177 | Alex Fernandez ('89) |
| WINS | 15 | Alex Fernandez ('89) |
| RECORD | 11-0 | Chris Hernandez ('08) |
| LOSSES | 5 | Kiki Bengochea ('00) |
| SAVES | 15 | Bryan Garcia (2014) |
| ERA (100+) | 2.01 | Alex Fernandez ('89) |
| ERA (1-99 IP) | 1.36 | Jerry Brust (1974) |
| CONS WINS | 13 | Alex Fernandez ('89) |

INDIVIDUAL LEADERS - BATTING

GAMES

CAREER LEADERS

| PLAYER | YEARS | G |
|--------------------|----------------|-----|
| 1. Doug Shields | 1981-84 | 284 |
| 2. Mike Fiore | 1985-88 | 270 |
| 3. Calvin James | 1981-82, 84-85 | 261 |
| 4. Don Rowland | 1982-85 | 259 |
| 5. Joe Trujillo | 1986-89 | 256 |
| 6. Frank Dominguez | 1985-88 | 243 |
| Gino DiMare | 1989-92 | 243 |
| 8. Randy Guerra | 1976-79 | 238 |
| 9. Jim Burt | 2001-04 | 236 |
| 10. Mike Kutner | 1978-81 | 234 |

SEASON LEADERS

| PLAYER | YEAR | G |
|-------------------|------|----|
| 1. Orlando Ariles | 1983 | 82 |
| Phil Lane | 1983 | 82 |
| Bill Wrona | 1983 | 82 |
| 4. Mitch Seoane | 1983 | 81 |
| 5. Calvin James | 1983 | 80 |
| Javier Velazquez | 1983 | 80 |
| 7. Don Rowland | 1985 | 79 |
| 8. Jon Leake | 1985 | 78 |
| 9. Doug Shields | 1983 | 77 |
| Mike Fiore | 1985 | 77 |

AT BATS

CAREER LEADERS

| PLAYER | YEARS | AB |
|--------------------|---------|-----|
| 1. Mike Fiore | 1985-88 | 946 |
| 2. Doug Shields | 1981-84 | 871 |
| 3. Javy Rodriguez | 1999-02 | 868 |
| 4. Jose Trujillo | 1986-89 | 864 |
| 5. Randy Guerra | 1976-79 | 839 |
| 6. Mitch Seoane | 1981-83 | 803 |
| 7. Bill Wrona | 1981-83 | 801 |
| 8. Frank Dominguez | 1985-88 | 780 |
| 9. Jim Burt | 2001-04 | 764 |
| 10. Howie Shapiro | 1976-79 | 754 |

SEASON LEADERS

| PLAYER | YEAR | AB |
|-------------------|------|-----|
| 1. Mitch Seoane | 1983 | 327 |
| 2. Bill Wrona | 1983 | 316 |
| 3. Calvin James | 1985 | 291 |
| 4. Orlando Ariles | 1983 | 286 |
| 5. Doug Shields | 1984 | 280 |
| 6. Mitch Seoane | 1982 | 276 |
| Mike Fiore | 1985 | 276 |
| 8. Darren Mandel | 1984 | 274 |
| 9. Don Rowland | 1985 | 268 |
| 10. Chris Hart | 1984 | 266 |

RUNS SCORED

CAREER LEADERS

| PLAYER | YEARS | RS |
|-------------------|----------------|-----|
| 1. Mike Fiore | 1985-88 | 258 |
| 2. Bobby Hill | 1997-99 | 240 |
| 3. Doug Shields | 1981-84 | 238 |
| 4. Jose Trujillo | 1986-89 | 213 |
| 5. Javy Rodriguez | 1999-02 | 201 |
| 6. Pat Burrell | 1996-98 | 198 |
| 7. Calvin James | 1981-82, 84-85 | 195 |
| 8. Jemile Weeks | 2006-08 | 190 |
| 9. Jim Burt | 2001-04 | 186 |
| 10. Howie Shapiro | 1976-79 | 184 |
| Phil Lane | 1982-84 | 184 |

SEASON LEADERS

| PLAYER | YEAR | RS |
|------------------|------|----|
| 1. Bobby Hill | 1998 | 87 |
| 2. Rudy Gomez | 1996 | 86 |
| 3. Doug Shields | 1984 | 82 |
| 4. Mike Fiore | 1988 | 81 |
| Blake Tekotte | 2008 | 81 |
| Jemile Weeks | 2008 | 81 |
| 7. Yonder Alonso | 2008 | 80 |
| 8. Pat Burrell | 1997 | 79 |
| Jason Michaels | 1997 | 79 |
| 10. Bobby Hill | 1999 | 77 |
| Jon Jay | 2006 | 77 |

HITS

CAREER LEADERS

| PLAYER | YEARS | HITS |
|-------------------|---------|------|
| 1. Mike Fiore | 1985-88 | 341 |
| 2. Javy Rodriguez | 1999-02 | 321 |
| 3. Doug Shields | 1981-84 | 271 |
| 4. Kevin Howard | 2000-02 | 260 |
| 5. Jon Jay | 2004-06 | 254 |
| 6. Bobby Hill | 1997-99 | 253 |
| 7. Randy Guerra | 1976-79 | 252 |
| 8. Jim Burt | 2001-04 | 245 |
| 9. Bill Wrona | 1981-83 | 243 |
| 10. Mitch Seoane | 1981-83 | 236 |

SEASON LEADERS

| PLAYER | YEAR | HITS |
|-------------------|------|------|
| 1. Orlando Ariles | 1983 | 106 |
| Mitch Seoane | 1983 | 106 |
| Jason Michaels | 1997 | 106 |
| 4. Scott Parsons | 1981 | 102 |
| 5. Javy Rodriguez | 2002 | 99 |
| 6. Bobby Hill | 1998 | 97 |
| 7. Bill Wrona | 1983 | 96 |
| Chris Hart | 1984 | 96 |
| Aubrey Huff | 1998 | 96 |
| 10. Rudy Gomez | 1996 | 94 |

DOUBLES

CAREER LEADERS

| PLAYER | YEARS | 2B |
|--------------------|---------|----|
| 1. Jose Trujillo | 1985-88 | 65 |
| Kevin Howard | 2000-02 | 65 |
| 3. Mike Fiore | 1985-88 | 63 |
| 4. Jim Burt | 2001-04 | 60 |
| 5. Don Rowland | 1982-85 | 55 |
| 6. Frank Dominguez | 1985-88 | 53 |
| Kevin Brown | 1998-01 | 53 |
| 8. Doug Shields | 1981-84 | 51 |
| 9. Randy Guerra | 1976-79 | 50 |
| Jorge Fabregas | 1989-91 | 50 |

SEASON LEADERS

| PLAYER | YEAR | 2B |
|---------------------|------|----|
| 1. Jason Michaels | 1997 | 32 |
| 2. Jon Leake | 1985 | 27 |
| Jim Burt | 2004 | 27 |
| 4. Jose Trujillo | 1989 | 26 |
| 5. Don Rowland | 1985 | 25 |
| 6. Don Rowland | 1984 | 24 |
| Yasmani Grandal | 2010 | 24 |
| 8. Mike Fiore | 1988 | 23 |
| 9. Orlando Ariles | 1983 | 22 |
| Chris Hart | 1985 | 22 |
| Jose Trujillo | 1988 | 22 |
| Rudy Gomez | 1996 | 22 |
| Kevin Howard | 2000 | 22 |
| Adrian Del Castillo | 2019 | 22 |

TRIPLES

CAREER LEADERS

| PLAYER | YEARS | 3B |
|---------------------|----------------|----|
| 1. Jemile Weeks | 2006-08 | 19 |
| 2. Calvin James | 1981-82, 84-85 | 17 |
| 3. Bill Wrona | 1981-83 | 15 |
| 4. Mitch Seoane | 1981-83 | 14 |
| 5. Mike Metcalfe | 1993-94 | 13 |
| 6. Benny Castillo | 1971-74 | 12 |
| Mike Fiore | 1985-88 | 12 |
| Charles Johnson | 1990-92 | 12 |
| 9. Wayne Krenchicki | 1973-75 | 11 |
| Kirk Dulom | 1987, 89-90 | 11 |

SEASON LEADERS

| PLAYER | YEAR | 3B |
|--------------------|------|----|
| 1. Charles Johnson | 1990 | 9 |
| Mike Metcalfe | 1993 | 9 |
| 3. Kirk Dulom | 1987 | 8 |
| Jemile Weeks | 2006 | 8 |
| 5. Benny Castillo | 1973 | 7 |
| Rick Montoni | 1977 | 7 |
| Bill Wrona | 1982 | 7 |
| Bill Wrona | 1983 | 7 |
| Calvin James | 1985 | 7 |
| Greg Erickson | 1990 | 7 |
| Jorge Fabregas | 1990 | 7 |

INDIVIDUAL LEADERS - BATTING

HOME RUNS

CAREER LEADERS

| PLAYER | YEARS | HR |
|------------------|-------------|----|
| 1. Phil Lane | 1982-84 | 62 |
| 2. Pat Burrell | 1996-98 | 61 |
| 3. Yonder Alonso | 2006-08 | 52 |
| 4. Kevin Brown | 1998-01 | 48 |
| 5. Ryan Braun | 2003-05 | 45 |
| 6. Zack Collins | 2014-16 | 42 |
| Danny Matienzo | 2000-02 | 42 |
| 8. Lale Esquivel | 1997, 99-00 | 40 |
| 9. Randy Guerra | 1976-79 | 39 |
| Manny Crespo | 1998-00 | 39 |

SEASON LEADERS

| PLAYER | YEAR | HR |
|------------------|------|----|
| 1. Phil Lane | 1982 | 25 |
| 2. Yonder Alonso | 2008 | 24 |
| Alex Toral | 2019 | 24 |
| 4. Pat Burrell | 1996 | 23 |
| 5. Darren Mandel | 1984 | 22 |
| Kevin Brown | 1999 | 22 |
| 7. Pat Burrell | 1997 | 21 |
| Aubrey Huff | 1998 | 21 |
| Harold Martinez | 2010 | 21 |
| 10. Phil Lane | 1983 | 20 |
| Lale Esquivel | 2000 | 20 |
| Danny Matienzo | 2002 | 20 |

TOTAL BASES

CAREER LEADERS

| PLAYER | YEARS | TB |
|---------------------|---------|-----|
| 1. Mike Fiore | 1985-88 | 506 |
| 2. Pat Burrell | 1996-98 | 465 |
| 3. Yonder Alonso | 2006-08 | 432 |
| 4. Randy Guerra | 1976-79 | 427 |
| Javy Rodriguez | 1999-02 | 427 |
| 6. Jim Burt | 2001-04 | 425 |
| 7. Phil Lane | 1982-84 | 418 |
| 8. Ryan Braun | 2003-05 | 414 |
| 9. Doug Shields | 1981-84 | 403 |
| 10. Frank Dominguez | 1985-88 | 394 |

SEASON LEADERS

| PLAYER | YEAR | TB |
|-------------------|------|-----|
| 1. Jason Michaels | 1997 | 189 |
| 2. Pat Burrell | 1996 | 182 |
| 3. Orlando Arties | 1983 | 181 |
| 4. Aubrey Huff | 1998 | 174 |
| 5. Pat Burrell | 1997 | 174 |
| 6. Darren Mandel | 1984 | 171 |
| 7. Mike Fiore | 1988 | 169 |
| 8. Jim Burt | 2004 | 166 |
| 9. Yonder Alonso | 2008 | 164 |
| 10. Rudy Gomez | 1996 | 161 |
| Ryan Braun | 2003 | 161 |

RUNS BATTED IN

CAREER LEADERS

| PLAYER | YEARS | RBI |
|--------------------|---------|-----|
| 1. Mike Fiore | 1985-88 | 235 |
| 2. Randy Guerra | 1976-79 | 234 |
| 3. Yonder Alonso | 2006-08 | 215 |
| 4. Phil Lane | 1982-84 | 200 |
| 5. Ryan Braun | 2003-05 | 197 |
| 6. Danny Matienzo | 2000-02 | 189 |
| 7. Pat Burrell | 1996-98 | 187 |
| Kevin Brown | 1998-01 | 187 |
| 9. Frank Dominguez | 1985-88 | 186 |
| 10. Zack Collins | 2014-16 | 183 |

SEASON LEADERS

| PLAYER | YEAR | RBI |
|-------------------|------|-----|
| 1. Aubrey Huff | 1998 | 95 |
| 2. David Thompson | 2015 | 90 |
| 3. Jason Michaels | 1997 | 89 |
| 4. Darren Mandel | 1984 | 88 |
| 5. Mike Fiore | 1988 | 83 |
| 6. Pat Burrell | 1997 | 76 |
| Ryan Braun | 2003 | 76 |
| Ryan Braun | 2005 | 76 |
| 9. Phil Lane | 1982 | 74 |
| Sam Sorce | 1982 | 74 |
| Yonder Alonso | 2007 | 74 |

STOLEN BASES

CAREER LEADERS

| PLAYER | YEARS | SB |
|---------------------|----------------|-----|
| 1. Bobby Hill | 1997-99 | 139 |
| 2. Javy Rodriguez | 1999-02 | 135 |
| 3. Doug Shields | 1981-84 | 123 |
| 4. Calvin James | 1981-82, 84-85 | 119 |
| 5. Mike Fiore | 198-88 | 109 |
| 6. Howie Shapiro | 1976-79 | 107 |
| 7. Luis Hernandez | 1991-94 | 102 |
| Ryan Grimmett | 1994-97 | 102 |
| 9. Orlando Gonzalez | 1973-74 | 96 |
| 10. Bill Wrona | 1981-83 | 95 |

SEASON LEADERS

| PLAYER | YEAR | SB |
|---------------------|------|----|
| 1. Javy Rodriguez | 2001 | 66 |
| 2. Orlando Gonzalez | 1974 | 62 |
| 3. Calvin James | 1985 | 53 |
| Ryan Grimmett | 1997 | 53 |
| Mike Rodriguez | 2001 | 53 |
| 6. Bobby Hill | 1999 | 52 |
| 7. Jim Crosta | 1974 | 46 |
| Mike Metcalfe | 1994 | 46 |
| Bobby Hill | 1998 | 46 |
| 10. Wes Robbins | 1978 | 45 |

WALKS

CAREER LEADERS

| PLAYER | YEARS | BB |
|-------------------|----------------|-----|
| 1. Mike Fiore | 1985-88 | 222 |
| 2. Howie Shapiro | 1976-79 | 194 |
| 3. Doug Shields | 1981-84 | 189 |
| 4. Zack Collins | 2014-16 | 177 |
| 5. Yonder Alonso | 2006-08 | 172 |
| 6. Pat Burrell | 1996-98 | 170 |
| 7. Randy Guerra | 1976-79 | 167 |
| 8. Bobby Hill | 1997-99 | 166 |
| 9. Benny Castillo | 1971-74 | 161 |
| 10. Calvin James | 1981-82, 84-85 | 160 |

SEASON LEADERS

| PLAYER | YEAR | BB |
|-------------------|------|----|
| 1. Pat Burrell | 1997 | 83 |
| 2. Zack Collins | 2016 | 78 |
| 3. Yonder Alonso | 2008 | 76 |
| 4. Bobby Hill | 1999 | 73 |
| 5. Phil Lane | 1983 | 72 |
| 6. Mike Fiore | 1988 | 69 |
| 7. Steve Lusby | 1982 | 68 |
| 8. Greg Vaughn | 1986 | 63 |
| Jason Michaels | 1988 | 63 |
| 10. Howie Shapiro | 1980 | 62 |

STRIKEOUTS

CAREER LEADERS

| PLAYER | YEARS | K |
|---------------------|---------|-----|
| 1. Kevin Brown | 1998-01 | 221 |
| 2. Phil Lane | 1982-84 | 192 |
| 3. Zack Collins | 2014-16 | 164 |
| 4. Frank Dominguez | 1985-88 | 162 |
| 5. Willie Abreu | 2014-16 | 161 |
| 6. Ryan Grimmett | 1994-97 | 155 |
| 7. Danny Matienzo | 2000-02 | 153 |
| 8. Bruce Thompson | 1992-95 | 151 |
| 9. Dave DiNatale | 2007-09 | 149 |
| 10. Charles Johnson | 1990-92 | 148 |

SEASON LEADERS

| PLAYER | YEAR | K |
|---------------------|------|----|
| 1. Phil Lane | 1983 | 72 |
| Kevin Brown | 2001 | 72 |
| Stephen Perez | 2010 | 72 |
| 4. Raymond Gil | 2019 | 68 |
| Alex Toral | 2019 | 68 |
| 6. Kevin Brown | 1999 | 67 |
| 7. Phil Lane | 1982 | 66 |
| 8. Zack Collins | 2015 | 64 |
| Willy Escala | 2018 | 64 |
| 10. Johnathan Smith | 1992 | 62 |

INDIVIDUAL LEADERS - BATTING



TOTAL SACRIFICES

CAREER LEADERS

| PLAYER | YEARS | SAC |
|-------------------|---------|-----|
| 1. Jose Trujillo | 1986-89 | 53 |
| 2. Kris Clute | 1998-01 | 45 |
| 3. Ryan Jackson | 2007-09 | 43 |
| 4. Alex Cora | 1994-96 | 42 |
| Javy Rodriguez | 1999-02 | 42 |
| 6. Howie Shapiro | 1976-79 | 39 |
| 7. Luis Hernandez | 1992-95 | 38 |
| 8. Gino DiMare | 1989-92 | 36 |
| 9. Paco Figueroa | 2002-05 | 35 |
| 10. Joe Nelson | 1984-87 | 34 |

SEASON LEADERS

| PLAYER | YEAR | SAC |
|--------------------|------|-----|
| 1. Jose Trujillo | 1987 | 23 |
| 2. Mike Metcalfe | 1994 | 22 |
| 3. Joe Nelson | 1986 | 21 |
| 4. F.P. Santangelo | 1989 | 20 |
| 5. Dave Berg | 1992 | 18 |
| Kris Clute | 2000 | 18 |
| 7. Mike Lopez-Cao | 1997 | 17 |
| Kris Clute | 2001 | 17 |
| Javy Rodriguez | 2001 | 17 |
| Adam Ricks | 2003 | 17 |

HIT BY PITCH

CAREER LEADERS

| PLAYER | YEARS | HBP |
|-------------------|---------|-----|
| 1. Jon Jay | 2004-06 | 38 |
| 2. Danny Figueroa | 2002-05 | 33 |
| 3. Bobby Hill | 1997-99 | 32 |
| 4. Blake Tekotte | 2006-08 | 31 |
| 5. Carl Chester | 2015-17 | 28 |
| 6. Luis Hernandez | 1991-94 | 27 |
| Jim Burt | 2001-04 | 27 |
| 8. Paco Figueroa | 2002-05 | 26 |
| 9. Kevin Brown | 1998-01 | 25 |
| 10. Ricky Eusebio | 2013-15 | 24 |

SEASON LEADERS

| PLAYER | YEAR | HBP |
|---------------------|------|-----|
| 1. Jon Jay | 2006 | 23 |
| 2. Ricky Eusebio | 2015 | 21 |
| 3. Bobby Hill | 1997 | 20 |
| 4. Carl Chester | 2016 | 19 |
| 5. Danny Figueroa | 2003 | 17 |
| 6. Mat Erwin | 1994 | 16 |
| 7. Jim Burt | 2004 | 14 |
| 8. Kevin Brown | 1999 | 13 |
| Blake Tekotte | 2007 | 13 |
| 10. F.P. Santangelo | 1989 | 12 |
| Blake Tekotte | 2008 | 12 |
| Zeke DeVoss | 2010 | 12 |
| Chantz Mack | 2013 | 12 |
| Dale Carey | 2014 | 12 |

BATTING AVERAGE

CAREER LEADERS (300+ AB)

| PLAYER | YEARS | AVG |
|---------------------|---------|------|
| 1. Pat Burrell | 1996-98 | .442 |
| 2. Yasmani Grandal | 2008-10 | .401 |
| 3. Aubrey Huff | 1997-98 | .400 |
| 4. Jason Michaels | 1997-98 | .396 |
| 5. Jon Jay | 2004-06 | .378 |
| 6. Orlando Gonzalez | 1973-94 | .373 |
| 7. Javy Rodriguez | 1999-02 | .369 |
| 8. Kevin Howard | 2000-02 | .368 |
| 9. Ryan Braun | 2003-05 | .365 |
| 10. Mike Fiore | 1985-88 | .361 |
| Rudy Gomez | 1994-96 | .361 |

CAREER LEADERS (1-299 AB)

| PLAYER | YEAR | AVG |
|-----------------------|---------|------|
| 1. George Iskenderian | 2015 | .364 |
| 2. Steve Lusby | 1982-83 | .359 |
| 3. Bob Taro | 1951-54 | .342 |
| 4. Chris Hermann | 2009 | .341 |
| 5. Juan Flores | 1990-91 | .339 |
| Tommy Giles | 2006 | .339 |
| 7. Laddie Jezek | 1967-69 | .333 |
| 8. German Alvarez | 1997-98 | .332 |
| 9. Bobby Ward | 1962-64 | .330 |
| 10. Warren Bogle | 1962-64 | .329 |
| Robert Feldman | 1976-77 | .329 |

BATTING AVERAGE

SEASON LEADERS (200+ AB)

| PLAYER | YEAR | AVG |
|---------------------|------|------|
| 1. Mike Fiore | 1987 | .423 |
| 2. Rudy Gomez | 1996 | .420 |
| 3. Kevin Howard | 2000 | .413 |
| 4. Aubrey Huff | 1998 | .412 |
| 5. Jason Michaels | 1997 | .411 |
| 6. Pat Burrell | 1997 | .409 |
| 7. Jon Jay | 2005 | .408 |
| 8. Bobby Hill | 1998 | .404 |
| 9. Orlando Gonzalez | 1974 | .402 |
| 10. Yasmani Grandal | 2010 | .401 |

SEASON LEADERS (101-200 AB)

| PLAYER | YEAR | AVG |
|-------------------|------|------|
| 1. Pat Burrell | 1996 | .484 |
| 2. Pat Burrell | 1998 | .432 |
| 3. Larry Pyle | 1969 | .431 |
| 4. Laddie Jezek | 1969 | .389 |
| 5. Aubrey Huff | 1997 | .385 |
| 6. Russ Jacobson | 1990 | .380 |
| 7. Jason Michaels | 1998 | .378 |
| 8. Jorge Maduro | 1969 | .374 |
| 9. Kim Siepe | 1972 | .373 |
| Tony Barquin | 1980 | .373 |
| Joey Hooft | 2003 | .373 |
| Paco Figueroa | 2004 | .373 |

SEASON LEADERS (50-100 AB)

| PLAYER | YEAR | AVG |
|-------------------------|------|------|
| 1. Larry Wilson | 1962 | .459 |
| 2. Ernie Yaroshuk | 1963 | .448 |
| 3. Whitey Campbell | 1950 | .429 |
| 4. Dennis Eich | 1963 | .392 |
| 5. Bob Dekreon | 1955 | .390 |
| 6. Bob Taro | 1953 | .379 |
| 7. Bobby Ward | 1962 | .365 |
| 8. Vince Pagley | 1953 | .364 |
| 9. Vaughn Flick | 1974 | .362 |
| 10. Adrian Del Castillo | 2020 | .358 |

SLUGGING %

CAREER LEADERS (300+ AB)

| PLAYER | YEARS | SLG |
|--------------------|------------|------|
| 1. Pat Burrell | 1996-98 | .886 |
| 2. Jason Michaels | 1997-98 | .744 |
| 3. Aubrey Huff | 1997-98 | .719 |
| 4. Ryan Braun | 2003-05 | .672 |
| 5. Kevin Brown | 1998-01 | .637 |
| Yonder Alonso | 2006-08 | .637 |
| 7. Manny Crespo | 1998-00 | .632 |
| 8. Larry Pyle | 1967-69 | .624 |
| 9. Yasmani Grandal | 2008-10 | .615 |
| 10. Laie Esquivel | 1997,99-00 | .613 |

CAREER LEADERS (1-299 AB)

| PLAYER | YEARS | SLG |
|-------------------|---------|------|
| 1. Ed Contreras | 1957-59 | .615 |
| 2. Bob Taro | 1951-54 | .574 |
| 3. Tommy Giles | 2006 | .558 |
| 4. Greg Ellena | 1983-86 | .546 |
| 5. German Alvarez | 1997-98 | .532 |
| 6. Chris Hermann | 2009 | .528 |
| 7. Rick Ellstrom | 1992-93 | .524 |
| 8. Warren Bogle | 1966-67 | .523 |
| 9. Steve Lusby | 1982-83 | .522 |
| 10. Mike Maude | 1980-81 | .500 |

SEASON LEADERS (200+ AB)

| PLAYER | YEAR | SLG |
|--------------------|------|------|
| 1. Pat Burrell | 1997 | .809 |
| 2. Yonder Alonso | 2008 | .777 |
| 3. Aubrey Huff | 1998 | .768 |
| 4. Mike Fiore | 1988 | .754 |
| 5. Jason Michaels | 1997 | .733 |
| 6. Ryan Braun | 2005 | .726 |
| 7. Yasmani Grandal | 2010 | .721 |
| 8. Yonder Alonso | 2007 | .705 |
| 9. Kevin Brown | 1999 | .690 |
| 10. Jim Burt | 2004 | .678 |

SEASON LEADERS (50-199 AB)

| PLAYER | YEAR | SLG |
|--------------------|------|------|
| 1. Pat Burrell | 1996 | .948 |
| 2. Pat Burrell | 1998 | .924 |
| 3. Jason Michaels | 1998 | .760 |
| Russ Jacobson | 1999 | .760 |
| 5. Donald Robinson | 1992 | .745 |



INDIVIDUAL LEADERS - BATTING / PITCHING

| | | |
|------------------|------|------|
| 6. Greg Ellena | 1985 | .741 |
| 7. Lale Esquivel | 2000 | .710 |
| 8. Larry Pyle | 1969 | .700 |
| 9. Ed Contreras | 1958 | .696 |
| 10. Kevin Brown | 2000 | .692 |

APPEARANCES

CAREER LEADERS

| PLAYER | YEARS | APP |
|--------------------|-----------|-----|
| 1. Danny Smith | 1980-83 | 123 |
| George Huguet | 2001-04 | 123 |
| Danny Gil | 2004-07 | 123 |
| 4. Robbie Morrison | 1996-98 | 112 |
| 5. Luke Debold | 1999-2002 | 103 |
| 6. Bryan Garcia | 2014-16 | 101 |
| 7. Danny Graves | 1992-94 | 99 |
| 8. AJ Salcines | 2011-14 | 98 |
| 9. Rick Raether | 1984-86 | 96 |
| 10. Andrew Lane | 2003-06 | 95 |

SEASON LEADERS

| PLAYER | YEAR | APP |
|-------------------|------|-----|
| 1. Michael Neu | 1999 | 46 |
| 2. Jay Tessmer | 1995 | 45 |
| Rick Raether | 1985 | 45 |
| 4. Luke Debold | 2001 | 44 |
| George Huguet | 2001 | 44 |
| Dave Eichhorn | 1983 | 44 |
| Danny Smith | 1982 | 44 |
| 8. Frankie Bartow | 2016 | 43 |
| Kyle Bellamy | 2008 | 43 |
| Danny Smith | 1983 | 43 |
| Eddy Reyes | 1997 | 43 |

STARTS

CAREER LEADERS

| PLAYER | YEARS | GS |
|---------------------|-----------|----|
| 1. J.D. Artega | 1994-97 | 72 |
| 2. Dan Davies | 1983-86 | 66 |
| 3. Joe Grahe | 1987-89 | 61 |
| 4. Rob Souza | 1982-84 | 57 |
| Kenny Henderson | 1992-95 | 57 |
| 6. Stan Jakubowski | 1973-76 | 53 |
| 7. Alex Santos | 1996-99 | 52 |
| 8. David Gil | 1997-2000 | 51 |
| Bryan Radziewski | 2011-14 | 51 |
| 10. Chris Hernandez | 2008-10 | 50 |

SEASON LEADERS

| PLAYER | YEAR | GS |
|--------------------|------|----|
| 1. Rob Souza | 1983 | 23 |
| 2. Dan Davies | 1985 | 22 |
| Joe Grahe | 1989 | 22 |
| Mike Kasprzak | 1982 | 22 |
| J.D. Artega | 1997 | 22 |
| 6. Stan Jakubowski | 1974 | 21 |
| Rob Souza | 1984 | 21 |
| Joe Grahe | 1988 | 20 |
| 9. Alex Santos | 1999 | 20 |
| Mark Bauer | 1983 | 20 |
| Dan Davies | 1986 | 20 |
| Neal Heaton | 1981 | 20 |

RELIEF APPEARANCES

CAREER LEADERS

| PLAYER | YEARS | APP |
|--------------------|-----------|-----|
| 1. George Huguet | 2001-04 | 123 |
| 2. Danny Gil | 2004-07 | 115 |
| 3. Danny Smith | 1980-83 | 112 |
| 4. Robbie Morrison | 1996-98 | 110 |
| 5. Luke Debold | 1999-2002 | 103 |
| 6. Bryan Garcia | 2014-16 | 101 |
| 7. Danny Graves | 1992-94 | 99 |
| 8. AJ Salcines | 2011-14 | 96 |
| 9. Andrew Lane | 2003-06 | 95 |
| 10. Rick Raether | 1984-86 | 91 |

SEASON LEADERS

| PLAYER | YEAR | APP |
|-------------------|------|-----|
| 1. Michael Neu | 1999 | 46 |
| 2. Jay Tessmer | 1995 | 45 |
| Rick Raether | 1985 | 45 |
| 4. Luke Debold | 2001 | 44 |
| George Huguet | 2001 | 44 |
| 6. Frankie Bartow | 2016 | 43 |
| Kyle Bellamy | 2008 | 43 |
| Danny Smith | 1982 | 43 |
| Danny Smith | 1983 | 43 |
| Dave Eichhorn | 1983 | 43 |
| Eddy Reyes | 1997 | 43 |

COMPLETE GAMES

CAREER LEADERS

| PLAYER | YEARS | CG |
|--------------------|---------|----|
| 1. Stan Jakubowski | 1973-76 | 27 |
| 2. Joe Grahe | 1987-89 | 23 |
| 3. Neal Heaton | 1979-81 | 19 |
| Rick Jones | 1965-67 | 19 |
| 5. Bobby Huges | 1969-61 | 16 |
| 6. Warren Bogle | 1966-67 | 15 |
| Tom Borzecki | 1968-71 | 15 |
| Tom Lehman | 1967-69 | 15 |
| Jeff Morrison | 1978-81 | 15 |
| Rob Souza | 1982-84 | 15 |

SEASON LEADERS

| PLAYER | YEAR | CG |
|-------------------|------|----|
| 1. Joe Grahe | 1988 | 11 |
| 2. Joe Grahe | 1989 | 10 |
| Rob Souza | 1984 | 10 |
| 4. Warren Bogle | 1966 | 9 |
| Neal Heaton | 1981 | 9 |
| Stan Jakubowski | 1974 | 9 |
| Stan Jakubowski | 1975 | 9 |
| 8. Alex Fernandez | 1989 | 8 |
| Tom Lehman | 1968 | 8 |
| Rick Patrylo | 1972 | 8 |
| Bob Bastian | 1980 | 8 |
| Mark Batten | 1979 | 8 |

INNINGS

CAREER LEADERS

| PLAYER | YEARS | IP |
|--------------------|---------|-------|
| 1. Joe Grahe | 1987-89 | 460.2 |
| 2. J.D. Artega | 1994-97 | 458.1 |
| 3. Stan Jakubowski | 1973-76 | 432.0 |
| 4. Dan Davies | 1983-86 | 425.1 |
| 5. Kiki Bengochea | 2000-02 | 392.0 |
| 6. Neal Heaton | 1979-81 | 390.0 |
| 7. Jeff Morrison | 1979-81 | 387.0 |
| 8. Rob Souza | 1982-84 | 381.2 |
| 9. Mark Batten | 1976-79 | 357.0 |
| 10. Greg Knowles | 1988-91 | 343.2 |

SEASON LEADERS

| PLAYER | YEAR | IP |
|--------------------|------|-------|
| 1. Joe Grahe | 1989 | 173.0 |
| 2. Joe Grahe | 1988 | 167.0 |
| 3. Mike Kasprzak | 1982 | 160.0 |
| 4. Stan Jakubowski | 1974 | 159.1 |
| 5. Rob Souza | 1984 | 156.0 |
| 6. Neal Heaton | 1981 | 154.1 |
| 7. Neal Heaton | 1980 | 151.0 |
| 8. Alex Fernandez | 1989 | 147.2 |
| 9. Sam Sorce | 1982 | 146.2 |
| 10. Rob Souza | 1982 | 145.0 |

WALKS

CAREER LEADERS

| PLAYER | YEARS | BB |
|--------------------|---------|-----|
| 1. Rob Souza | 1982-84 | 200 |
| 2. Dan Davies | 1983-86 | 177 |
| 3. Kenny Henderson | 1992-95 | 167 |
| 4. Neal Heaton | 1979-81 | 161 |
| 5. Danny Smith | 1980-83 | 160 |
| 6. Randy Guerra | 1976-79 | 158 |
| 7. Joe Grahe | 1987-89 | 154 |
| 8. Stan Jakubowski | 1973-76 | 147 |
| 9. J.D. Artega | 1994-97 | 143 |
| 10. Majer Steffen | 1984-88 | 140 |

SEASON LEADERS

| PLAYER | YEAR | BB |
|------------------|------|----|
| 1. Rob Souza | 1984 | 91 |
| 2. Joe Grahe | 1989 | 75 |
| 3. Neal Heaton | 1980 | 72 |
| 4. Rob Souza | 1983 | 67 |
| 5. Randy Guerra | 1978 | 64 |
| 6. Mike Kasprzak | 1982 | 58 |
| Jason Adge | 1995 | 58 |
| 8. Oscar Munoz | 1990 | 57 |
| 9. Neal Heaton | 1981 | 56 |
| 10. Randy Guerra | 1979 | 54 |

INDIVIDUAL LEADERS - PITCHING

STRIKEOUTS

CAREER LEADERS

| PLAYER | YEARS | K |
|---------------------|-----------|-----|
| 1. Joe Grahe | 1987-89 | 433 |
| 2. Alex Santos | 1996-99 | 386 |
| 3. Neal Heaton | 1979-81 | 381 |
| 4. Rob Souza | 1982-84 | 366 |
| 5. J.D. Arteaga | 1994-97 | 343 |
| 6. Stan Jakubowski | 1973-76 | 334 |
| 7. Bryan Radziewski | 2011-14 | 333 |
| 8. Chris Hernandez | 2008-10 | 320 |
| 9. David Gil | 1997-2000 | 312 |
| 10. Kenny Henderson | 1992-95 | 311 |

SEASON LEADERS

| PLAYER | YEAR | K |
|-------------------|------|-----|
| 1. Joe Grahe | 1989 | 194 |
| 2. Alex Fernandez | 1989 | 177 |
| 3. Neal Heaton | 1981 | 172 |
| 4. Rob Souza | 1984 | 165 |
| 5. Joe Grahe | 1988 | 154 |
| 6. Alex Santos | 1999 | 144 |
| 7. Alex Santos | 1998 | 142 |
| 8. Rob Souza | 1983 | 139 |
| 9. Neal Heaton | 1980 | 130 |
| 10. Warren Bogle | 1966 | 128 |
| Stan Jakubowski | 1974 | 128 |

HITS ALLOWED

CAREER LEADERS

| PLAYER | YEARS | HITS |
|--------------------|---------|------|
| 1. J.D. Arteaga | 1994-97 | 451 |
| 2. Dan Davies | 1983-86 | 424 |
| 3. Joe Grahe | 1987-89 | 382 |
| 4. Rob Souza | 1982-84 | 368 |
| 5. Greg Knowles | 1988-91 | 349 |
| 6. Jeff Morrison | 1978-81 | 328 |
| 7. Mark Batten | 1976-79 | 322 |
| 8. Stan Jakubowski | 1973-76 | 318 |
| 9. Kiki Bengochea | 2000-02 | 308 |
| 10. Kevin Sheary | 1983-87 | 284 |

SEASON LEADERS

| PLAYER | YEAR | HITS |
|------------------|------|------|
| 1. Mike Kasprzak | 1982 | 154 |
| 2. Rob Souza | 1984 | 152 |
| 3. J.D. Arteaga | 1997 | 141 |
| 4. Mark Bauer | 1982 | 134 |
| Joe Grahe | 1988 | 134 |
| 6. Joe Grahe | 1987 | 130 |
| 7. Dan Davies | 1986 | 127 |
| 8. Rob Souza | 1983 | 126 |
| 9. Sam Sorce | 1982 | 125 |
| 10. Joe Grahe | 1989 | 124 |

RUNS ALLOWED

CAREER LEADERS

| PLAYER | YEARS | R |
|----------------------|-----------|-----|
| 1. Rob Souza | 1982-84 | 223 |
| 2. J.D. Arteaga | 1994-97 | 221 |
| 3. Dan Davies | 1983-86 | 204 |
| 4. Kiki Bengochea | 2000-02 | 199 |
| 5. Joe Grahe | 1987-89 | 186 |
| 6. Greg Knowles | 1988-91 | 168 |
| 7. Kevin Sheary | 1983-87 | 165 |
| 8. Brandon Camardese | 2002-05 | 164 |
| 9. Dan Touchet | 2001-05 | 157 |
| 10. David Gil | 1997-2000 | 154 |

SEASON LEADERS

| PLAYER | YEAR | R |
|--------------------|------|----|
| 1. Rob Souza | 1984 | 96 |
| 2. Kiki Bengochea | 2002 | 78 |
| 3. Mike Kasprzak | 1982 | 76 |
| 4. Rob Souza | 1983 | 73 |
| 5. Joe Grahe | 1987 | 71 |
| 6. Jason Adge | 1995 | 69 |
| 7. J.D. Arteaga | 1997 | 68 |
| 8. Dan Davies | 1986 | 67 |
| 9. Scott Maine | 2006 | 66 |
| 10. Kiki Bengochea | 2001 | 65 |

EARNED RUNS ALLOWED

CAREER LEADERS

| PLAYER | YEARS | ER |
|----------------------|-----------|-----|
| 1. Rob Souza | 1982-84 | 183 |
| 2. Dan Davies | 1983-86 | 177 |
| 3. J.D. Arteaga | 1994-97 | 173 |
| 4. Joe Grahe | 1987-89 | 150 |
| 5. Brandon Camardese | 2002-05 | 149 |
| 6. Kiki Bengochea | 2000-02 | 147 |
| Kevin Sheary | 1983-87 | 147 |
| 8. Dan Touchet | 2001-05 | 134 |
| 9. Jose Prado | 1991-93 | 119 |
| David Gil | 1997-2000 | 119 |

SEASON LEADERS

| PLAYER | YEAR | ER |
|-------------------|------|----|
| 1. Rob Souza | 1984 | 75 |
| 2. Mike Kasprzak | 1982 | 68 |
| 3. Rob Souza | 1983 | 63 |
| 4. Mark Bauer | 1983 | 60 |
| Jason Adge | 1995 | 60 |
| 6. Kiki Bengochea | 2002 | 59 |
| 7. Dan Davies | 1986 | 57 |
| 8. Kevin Sheary | 1987 | 56 |
| 9. Scott Maine | 2006 | 54 |
| Joe Grahe | 1988 | 54 |

SAVES

CAREER LEADERS

| PLAYER | YEARS | SV |
|--------------------|---------|----|
| 1. Bryan Garcia | 2014-16 | 43 |
| 2. George Huguet | 2001-04 | 39 |
| 3. Rick Raether | 1984-86 | 37 |
| 4. Robbie Morrison | 1996-98 | 34 |
| 5. Danny Graves | 1992-94 | 29 |
| 6. Jay Tessmer | 1994-95 | 23 |
| 7. Chris Perez | 2004-06 | 20 |
| Danny Miranda | 2009-11 | 20 |
| 9. Kyle Bellamy | 2007-09 | 19 |
| Danny Smith | 1980-83 | 19 |

SEASON LEADERS

| PLAYER | YEAR | SV |
|-------------------|------|----|
| 1. Danny Graves | 1994 | 21 |
| 2. Rick Raether | 1985 | 20 |
| Jay Tessmer | 1995 | 20 |
| 4. Bryan Garcia | 2016 | 18 |
| 5. Rick Raether | 1986 | 17 |
| 6. Kyle Bellamy | 2009 | 16 |
| Michael Neu | 1999 | 16 |
| 8. Danny Miranda | 2011 | 15 |
| Bryan Garcia | 2014 | 15 |
| 10. George Huguet | 2001 | 14 |
| Robbie Morrison | 1996 | 14 |

WINS

CAREER LEADERS

| PLAYER | YEARS | WINS |
|--------------------|-----------------|------|
| 1. J.D. Arteaga | 1994-97 | 43 |
| 2. Neal Heaton | 1979-81 | 42 |
| 3. Dan Davies | 1983-86 | 41 |
| 4. Stan Jakubowski | 1973-76 | 40 |
| 5. Jeff Morrison | 1978-81 | 38 |
| 6. Alex Santos | 1996-99 | 37 |
| 7. Mark Batten | 1976-79 | 35 |
| 8. Joe Grahe | 1987-89 | 34 |
| 9. Jeff Alkire | 1989-92 | 32 |
| 10. David Gil | 1997-2000 | 31 |
| Eric Erickson | 2007-08, 10, 12 | 31 |

SEASON LEADERS

| PLAYER | YEAR | WINS |
|-----------------|------|------|
| 1. Neal Heaton | 1980 | 18 |
| 2. Neal Heaton | 1981 | 16 |
| Stan Jakubowski | 1974 | 16 |
| 4. Tom Farmer | 2001 | 15 |
| Alex Santos | 1998 | 15 |
| Clint Weibl | 1996 | 15 |
| Oscar Munoz | 1990 | 15 |
| Joe Grahe | 1989 | 15 |
| Alex Fernandez | 1989 | 15 |
| Dan Davies | 1985 | 15 |
| Bob Bastian | 1980 | 15 |
| Gavin Long | 1976 | 15 |

INDIVIDUAL LEADERS - PITCHING

LOSSES

CAREER LEADERS

| PLAYER | YEARS | L |
|--------------------|---------------------|----|
| 1. Kiki Bengochea | 2000-02 | 16 |
| Rob Souza | 1982-84 | 16 |
| 3. Kevin Sheary | 1983-87 | 15 |
| 4. Stan Jakubowski | 1973-76 | 14 |
| 5. Joe Grahe | 1987-89 | 13 |
| 6. Warren Bogle | 1966-67 | 12 |
| Tom Borzecki | 1968-71 | 12 |
| Dan Davies | 1983-86 | 12 |
| Kenny Henderson | 1992-95 | 12 |
| Eric Erickson | 2007-08, 2010, 2012 | 12 |

SEASON LEADERS

| PLAYER | YEAR | L |
|---------------------|------|---|
| 1. Rob Souza | 1984 | 9 |
| 2. Carlos Gutierrez | 2006 | 7 |
| 3. Shawn Purdy | 1991 | 7 |
| 4. Fadul Arrieta | 1993 | 7 |
| Kiki Bengochea | 2002 | 7 |
| 6. David Gutierrez | 2009 | 6 |
| Warren Bogle | 1966 | 6 |
| Warren Bogle | 1967 | 6 |
| Jason Adge | 1995 | 6 |
| E.J. Encinosa | 2011 | 6 |
| Eric Erickson | 2012 | 6 |
| Andrew Suarez | 2013 | 6 |
| Evan McKendry | 2018 | 6 |

ERA (100+ IP)

SEASON LEADERS

| PLAYER | YEAR | ERA |
|--------------------|------|------|
| 1. Augie Ruiz | 1978 | 1.46 |
| 2. Stan Jakubowski | 1974 | 1.47 |
| 3. Bob Bartlett | 1973 | 1.56 |
| 4. Mark Batten | 1979 | 1.63 |
| 5. Chris Diaz | 2013 | 1.64 |
| 6. Stan Jakubowski | 1975 | 1.65 |
| 7. Gavin Long | 1976 | 1.78 |
| 8. Alex Fernandez | 1989 | 2.01 |
| 9. Jeff Morrison | 1980 | 2.03 |
| 10. Neal Heaton | 1980 | 2.09 |

ERA (1-99 IP)

SEASON LEADERS

| PLAYER | YEAR | ERA |
|--------------------|------|------|
| 1. John Fulgham | 1975 | 0.54 |
| 2. Brian Van Belle | 2020 | 0.68 |
| 3. JP Gates | 2020 | 0.82 |
| 4. Danny Graves | 1994 | 0.89 |
| 5. Kyle Bellamy | 2009 | 0.97 |
| 6. Alex Ruiz | 2019 | 1.04 |
| 7. Chris McMahon | 2020 | 1.05 |
| 8. Dean Booth | 1974 | 1.13 |
| 9. Jay Tessmer | 1994 | 1.16 |
| 10. Sam Robinson | 2010 | 1.27 |

ERA (199+ IP)

CAREER LEADERS

| PLAYER | YEARS | ERA |
|--------------------|---------|------|
| 1. Stan Jakubowski | 1973-76 | 1.81 |
| 2. Neal Heaton | 1979-81 | 2.03 |
| 3. Jerry Brust | 1974-75 | 2.04 |
| 4. Jeff Morrison | 1978-81 | 2.37 |
| 5. Tom Lehman | 1967-69 | 2.38 |
| 6. Augie Ruiz | 1976-78 | 2.42 |
| 7. Cesar Carrillo | 2004-05 | 2.44 |
| 8. Bobby Huges | 1959-61 | 2.52 |
| Rick Patrylo | 1971-73 | 2.52 |
| Rick Raether | 1984-86 | 2.52 |
| Vic Stenson | 1958-60 | 2.52 |

ERA (1-199 IP)

CAREER LEADERS

| PLAYER | YEARS | ERA |
|--------------------|---------|------|
| 1. John Fulgham | 1975 | 0.54 |
| 2. Jay Tessmer | 1994-95 | 1.24 |
| 3. Dean Booth | 1960-61 | 1.51 |
| 4. Neale Monte | 1968-70 | 1.69 |
| 5. Ralph Maza | 1969-72 | 1.71 |
| 6. Robbie Morrison | 1996-97 | 1.78 |
| 7. Bob Bartlett | 1971-73 | 1.79 |
| 8. Wally Pontiff | 1973 | 1.92 |
| 9. Alex Fernandez | 1989 | 2.01 |
| 10. Danny Graves | 1992-94 | 2.02 |

2022 MIAMI HURRICANES



0 | INF | R.

**DORIAN
GONZALEZ JR.**



2 | INF | So.

**CJ
KAYFUS**



4 | C | Jr.

**MAXWELL
ROMERO JR.**



7 | OF | So.

**JACOB
BURKE**



9 | OF | Fr.

**ZACH
LEVENSON**



10 | LHP/UTL | Jr.

**JP
GATES**



13 | OF | Jr.

**MIKE
ROSARIO**



14 | LHP | So.

**CARSON
PALMQUIST**



16 | INF | Fr.

**HENRY
WALLEN**



17 | LHP | Fr.

**RAFF
SCHLESINGER**



19 | RHP | So.

**ALEX
McFARLANE**



19 | INF | So.

**DOMINIC
PITELLI**



21 | RHP | So.

**ANDREW
WALTERS**



22 | RHP | Jr.

**ANTHONY
ARGUELLES**



24 | RHP | So.

**ALEJANDRO
ROSARIO**



28 | INF | Fr.

**ARIEL
GARCIA**



30 | RHP | Fr.

**KARSON
LIGON**



31 | RHP | Fr.

**GAGE
ZIELH**



32 | RHP | So.

**RONALDO
GALLO**



34 | C | Fr.

**JD
JONES**



36 | INF | So.

**YOHANDY
MORALES**



38 | RHP | Fr.

**DAVID
ROSSOW**



39 | OF | So.

**JACOBY
LONG**



40 | RHP | So.

**JAMAR
FAIRWEATHER**



41 | C | So.

**DREW
YUSKEVICH**



44 | LHP | R-Jr.

**MATT
RAUDELUNAS**



45 | OF | Fr.

**EDGARDO
VILLEGAS**



49 | RHP | So.

**ALEJANDRO
TORRES**



51 | OF/INF | Fr.

**RENZO
GONZALEZ**



52 | RHP | So.

**JAKE
GARLAND**



53 | RHP | R-Jr.

**JORDAN
DUBBERLY**



55 | OF | Fr.

**GABY
GUTIERREZ**



61 | C | So.

**CARLOS
PEREZ**



99 | OF | Fr.

**LORENZO
CARRIER**



6 | HEAD COACH

**GINO
DIMARE**



33 | ASSOC. HEAD COACH

**J.D.
ARTEAGA**



8 | ASSISTANT COACH

**NORBERTO
LOPEZ**



47 | ASSISTANT COACH

**BRANDON
BREWER**

2022 MIAMI HURRICANES SCHEDULE

Feb 18 - 20 vs Towson

Feb 23 vs FAU

Feb 25 - 27 vs Harvard

Mar 4 - 6 vs Florida

Mar 8 @ FIU

Mar 11 - 13 vs Boston College

Mar 16 @ UCF

Mar 18 - 20 @ Clemson

Mar 23 @ FAU

Mar 25 - 27 vs North Carolina

Mar 30 @ FGCU

Apr 1 - 3 @ Duke

Apr 5 vs FGCU

Apr 6 vs FIU

Apr 8 - 10 vs Virginia

Apr 12 vs FAU

Apr 14 - 16 @ Virginia Tech

Apr 19 vs Bethune-Cookman

Apr 22 - 24 vs Pittsburgh

Apr 26 vs Stetson

Apr 29 - May 1 @ Georgia Tech

May 6 - 8 vs North Dakota State

May 11 vs UCF

May 13 - 15 @ Florida State

May 17 vs FGCU

May 19 - 21 vs Notre Dame

May 25 - 30 ACC Tournament

■ HOME ■ AWAY