



2021-22 PITT WOMEN'S BASKETBALL GAME NOTES

Women's Basketball Contact: Louie Spina | (716) 429-5464 | lspina@athletics.pitt.edu

GAME NOTES

THE MATCHUP

PITT PANTHERS

11-14 | 2-12 ACC

Head Coach: Lance White
Record at Pitt: 32-74 (.302) / 4th year
Career Record: 32-74 (.302) / 4th year
Against Miami: 0-3



MIAMI

14-10 | 7-7 ACC

Head Coach: Katie Meier
Record at Miami: 317-208 (.604) / 17th year
Career Record: 393-253 (.611) / 21st year
Against Pitt: 8-1

GAME 26 | PITT at Miami - Feb. 17, 2022 | 6:00 PM ET | Coral Gables, FL | Watsco Center

BREAKING DOWN THE MATCHUP



PITT	CATEGORY	MIAMI
63.0	Scoring Offense	61.8
65.6	Scoring Defense	60.1
37.6%	FG %	39.2%
36.2%	FG % Defense	39.2%
28.9%	3PT FG %	30.5%
31.5%	3PT FG % Defense	30.0%
44.2	Rebounds/Game	37.4
18.6	Turnovers/Game	17.5
7.5	Steals/Game	9.5



MIAMIHURRICANES.COM

PITTSBURGHPANTHERS.COM

FRONT PAGE NEWS

THE SERIES

- This meeting marks the 34th between the two teams with Miami owning the 24-9 lead in the series.
- The Hurricanes own a 15-1 record in games in Miami.
- Miami has won seven straight in the series with Pitt's last win coming on Feb. 1, 2015 in Pittsburgh.

A WIN WOULD...

- Be the Panthers' 10th win all-time against Miami.
- Give Pitt four road wins, most road wins since 2015-16 (5).
- Be Pitt's 12th win of the season, most wins in a season since 2016-17 (13).
- Give the Panthers three ACC wins on the season, matching their total from last season.

STORYLINES

- The Panthers have continued to put an emphasis on rebounding the basketball and it has paid off in a major way. Pitt currently leads the ACC and ranks 9th in the NCAA in rebounds per game (44.2) and 5th in total rebounds (1,106). The Panthers have grabbed at least 35 rebounds in 24 of 25 games to start the season, a new program record.
- As a team, the Panthers have been great blocking shots this season. Pitt currently ranks 2nd in the ACC and 15th in the NCAA in blocked shots (124). Junior **Rita Igbokwe** has 57 blocks on the year and now sits alone in 10th place on the Panthers' all-time blocks list with 146 career rejections.

THE OPENING TIP

- Pitt stays on the road Thursday night as they travel down to Miami to take on the Hurricanes at 6pm on the ACC Network.
- Pitt and South Carolina (#1 FG% defense) are the only teams in the nation to hold all 25 opponents to 45% or less shooting from the floor this season.
- Junior **Dayshyanette Harris** continues to produce for the Panthers as she netted her 11th double figure scoring game of the season last time out, finishing with 16 points at Boston College. On the year, Harris is averaging 24.8 minutes, 10.0 points, 3.3 rebounds and 2.9 assists while shooting 35% from the floor.

PROBABLE STARTERS



#1
Dayshyanette Harris
5-7 • JR • G



#4
Emy Hayford
5-8 • JR • G



#2
Liatu King
6-0 • SO • G/F



#5
Amber Brown
6-0 • JR • F



#23
Rita Igbokwe
6-4 • JR • C

PPG	10.0
RPG	3.3
APG	2.9
FT%	75.3%

PPG	4.8
RPG	1.8
APG	2.0
SPG	0.9

PPG	6.2
RPG	6.5
APG	0.8
FG%	45.5%

PPG	9.2
RPG	6.1
APG	1.8
FG%	46.3%

PPG	6.4
RPG	7.2
BPG	2.3
FG%	47.9%

2021-22 SCHEDULE

OVERALL: 11-14 | ACC: 2-12
Home: 7-6 | Away: 3-6 | Neutral: 1-2

Date	Opponent	Time/Result
N10	RADFORD	W, 82-63
N12	LAYFAYETTE	W, 72-63
N17	LIU	W, 92-41
N20	at Duquesne	W, 69-64
N25	vs. #23 Texas A&M \$	L, 57-46
N26	vs. Northwestern \$	W, 72-60
N27	vs. South Dakota \$	L, 72-61 (OT)
D1	RUTGERS %	W, 58-50
D4	at Ball State	W, 64-54
D7	COPPIN STATE	W, 67-51
D10	#2 NC STATE*	L, 89-54
D19	at #21 Notre Dame*	L, 85-59
D22	HOLY CROSS	W, 67-56
D30	GEORGIA TECH*	POSTPONED
J2	at Boston College*	Postponed
J6	at #3 Louisville*	L, 81-39
J11	#15 GEORGIA TECH*	L, 63-52
J13	BOSTON COLLEGE*	L, 75-64
J16	WAKE FOREST*	W, 65-57
J20	at Virginia Tech*	L, 75-65
J23	#19 NOTRE DAME*	L, 77-63
J27	at Clemson*	W, 78-73 (OT)
J30	at Syracuse*	L, 80-72
F3	DUKE*	L, 54-39
F10	at #23 North Carolina*	L, 64-54
F13	SYRACUSE*	L, 67-65
F15	at Boston College*	L, 69-57
F17	at Miami*	6:00 PM
F20	at Virginia*	4:00 PM
F24	LOUISVILLE*	6:00 PM
F27	FLORIDA STATE*	2:00 PM

All Times Eastern | * - ACC Game

ALL CAPS Games Played at Petersen Events Center in Pittsburgh, PA

\$ - Paradise Jam

% - Big Ten/ACC Challenge

BROADCAST INFO



Pitt Sports Network

Channel: WJAS (1320 AM / 99.1 FM)
Talent: Josh Rowntree, Play-by-Play
Stream: PittsburghPanthers.com



Stream: ACC Network

Talent: Debbie Antonelli (Play-by-Play)
Jenn Hildreth (Analyst)

QUICK FACTS

THE BASICS

Location	Pittsburgh, Pa.
Founded	1787
Conference	Atlantic Coast (ACC)
Enrollment	34,580
Colors	Blue (PMS 289) & Gold (PMS 4515)
Nickname	Panthers
Mascot	Roc
Chancellor	Patrick Gallagher
Director of Athletics	Heather Lyke
Sport Administrator	Chris Hoppe
Home Arena (Cap.)	Petersen Events Center (12,508)

COURT FACTS

PETERSEN EVENTS CENTER

Year Built	2002
Capacity	12,508
Record at The Pete	155-141 (.524), 19th season
Largest Crowd This Season	2,201 vs. #19 Notre Dame

TEAM HISTORY

First Season of Basketball	1974-75
All-Time Overall Record	648-727 (48 seasons)
All-Time ACC Record	30 - 113 (9 seasons)
All-Time NCAA Tournament Record	6-4
All-Time ACC Tournament Record	2-8
NCAA Appearances/Last	4 / 2015
WNIT Appearances/Last	5 / 2010

COACHING STAFF

Head Coach	Lance White (Texas Tech '96)
Career Record/Year	32- 74 (4th Season)
Record at Pitt/Year	32 -74 (4th Season)
Assoc. Head Coach	Terri Mitchell (4th season)
Assistant Coach	Josh Petersen (4th season)
Assistant Coach	Brianna Kiesel (1st season)
Dir. of Operations	Ali Hoesly (4th season)
Director of Video	Bryce Agler (1st season)
Dir. of Creative Content	Maurice Victor II (1st season)
Dir. of Recruiting Ops	Kaila Ealey (1st season)
Athletic Trainer	Brittany Buchheit (3rd season)
Equipment Manager	Alec Kopatich (2nd season)
Academic Coordinator	Tilly Sheets

MEDIA RELATIONS

Director of Media Relations	Louie Spina
Email	lspina@athletics.pitt.edu
Office Phone	(412) 648-7774
Cell Phone	(716) 429-5464
Media Relations Fax	(412) 648-8248
Press Row Phone	(412) 648-2318
Mailing Address	P.O. Box 7436, Pittsburgh, PA 15213-0436
Overnight Address	3719 Terrace St., Pittsburgh, PA 15261

MEDIA RELATIONS

Outlets interested in obtaining credentials to cover Pitt women's basketball home games should email Louie Spina at the following email address: lspina@athletics.pitt.edu.



PITT ROSTER

NO.	NAME	HT.	POS.	YR.	HOMETOWN / HIGH SCHOOL (LAST SCHOOL)
0	Sandrine Clesca	5-9	G	So.	Laval, Quebec, Canada / Winston-Salem Christian School
1	Dayshyanette Harris	5-7	G	Jr.	Youngstown, OH / Ursuline
2	Liatu King	6-0	G	So.	Washington, DC / Bishop McNamara
3	Taisha Exanor	6-0	G	So.	Chateaugay, Quebec, Canada / Dawson College
4	Emy Hayford	5-8	G	Jr.	Maastricht, Netherlands / Calandlyceum
5	Amber Brown	6-0	G	Jr.	Monroe, LA / Little Rock Christian Academy
10	Ismini Prapa	5-7	G	Sr.	Athens, Greece / American Community School of Athens
13	Tracey Hueston	6-2	F	So.	Roanoke, VA / Northside
14	Cynthia Ezeja	6-3	F	R-So.	Athens, Greece / 20th High School of Athens
15	Mary Dunn	6-3	F	Gr.	Washington, PA / Trinity (Youngstown State)
20	Jayla Everett	5-10	G	Sr.	St. Louis, MO / Kirkwood (New Mexico)
21	Maliyah Johnson	6-0	F	Fr.	Columbus, OH / Africentric Early College
23	Rita Igbokwe	6-4	F	Jr.	Jonesboro, GA / Mundy's Mill
31	Destiny Strother	5-9	G	Jr.	Flint, MI / Carman-Ainsworth (Marquette)

PITT STAFF

Head Coach: Lance White (4th Season)
Associate Head Coach: Terri Mitchell (4th Season)
Assistant Coach: Josh Petersen (4th Season)
Assistant Coach: Brianna Kiesel (1st Season)
Athletic Trainer: Brittany Buchheit (3rd Season)
Director of Basketball Ops: Ali Hoesly (4th Season)
Director of Recruiting Ops: Kaila Ealey (1st Season)
Director of Video & Player Performance: Bryce Agler (1st season)
Director of Creative Content: Maurice Victor II (1st Season)

PRONUNCIATION GUIDE

Taisha Exanor	Tie - E - Shuh Ex - uh - nor
Cynthia Ezeja	Eh - zay - zuh
Emy Hayford	Amy
Tracey Hueston	Houston
Rita Igbokwe	Ig-Bok-Way
Liatu King	Lee - uh - two
Maliyah Johnson	Mah - lee - uh
Ismini Prapa	Is-Me-Knee Prop-Ah
Destiny Strother	STRUH - ther


COACHING STAFF




Lance White
Head Coach



Terri Mitchell
Associate HC



Josh Petersen
Assistant Coach



Brianna Kiesel
Assistant Coach

SOCIAL



@Pitt_WBB



@pitt_wbb



Pitt Women's Basketball

2021-22 BROADCAST MEDIA CHEAT SHEET

* Last game starters noted with gold numbers



0	SANDRINE CLESCA							
	GP/GS	PPG	RPG	APG	FG%	3FG%	FT%	
	21-22	22-0	2.6	1.3	1.5	.388	.182	.944
Career	33-3	2.8	1.2	1.3	.393	.316	.864	

So. • G • 5-9 • Laval, Quebec, Canada / Winston-Salem Christian School
 - True point guard with great vision of the court.
 - Has improved her shooting touch from behind the arc.
 - Plays controlled and makes all the right decisions on the court.



1	DAYSHYANETTE HARRIS							
	GP/GS	PPG	RPG	APG	FG%	3FG%	FT%	
	21-22	22-14	10.0	3.3	2.9	.350	.303	.753
Career	67-53	11.7	4.1	3.2	.355	.252	.707	

Jr. • G • 5-7 • Youngstown, OH / Ursuline
 - Explosive guard who can get to the bucket in a variety of ways.
 - Has an outstanding pull-up game that is hard to defend.
 - Pesky on the defensive end of the court and baits players into turnovers.



2	LIATU KING							
	GP/GS	PPG	RPG	APG	FG%	3FG%	FT%	
	21-22	21-11	6.2	6.5	0.8	.455	.000	.544
Career	40-11	5.7	5.6	0.7	.457	.000	.557	

So. • G/F • 6-0 • Washington, DC / Bishop McNamara
 - Athletic and tough wing player who loves to rebound the ball.
 - Goes after every ball on the glass and has great touch to finish in tight.
 - Strong mid-range jumper and strong attacking off the dribble.



3	TAISHA EXANOR							
	GP/GS	PPG	RPG	SPG	FG%	3FG%	FT%	
	21-22	25-4	3.9	3.4	0.9	.415	.250	.667
Career	41-4	3.2	2.7	0.8	.376	.241	.650	

So. • G • 6-0 • Chateaugay, Quebec, Canada / Dawson College
 - Super long and athletic wing player with an improving offensive game.
 - Length causes issues on the defensive end of the court.
 - Has range out to the three-point line and can get to the bucket when she needs.



4	EMY HAYFORD							
	GP/GS	PPG	RPG	APG	FG%	3FG%	FT%	
	21-22	24-17	4.8	1.8	2.0	.350	.310	.676
Career	74-31	4.4	2.5	1.6	.303	.209	.677	

Jr. • G • 5-8 • Maastricht, Netherlands / Calandlyceum
 - Handling the ball more this season and has shown great court vision.
 - Her strength is taking the ball out in transition and getting to the bucket.
 - Great basketball IQ and has range out to the three-point line.



5	AMBER BROWN							
	GP/GS	PPG	RPG	APG	FG%	3FG%	FT%	
	21-22	25-25	9.2	6.1	1.8	.463	.000	.648
Career	75-75	8.6	6.7	1.5	.437	.000	.622	

Jr. • F • 6-0 • Monroe, LA / Little Rock Christian Academy
 - Tenacious on the glass for being 6-foot tall. Has a knack for finding and battling for the ball on misses.
 - Glue player that does a little of everything to help her team win.
 - Improving game off the dribble towards the hoop. Strong in the paint.



10	ISMINI PRAPA							
	GP/GS	PPG	RPG	APG	FG%	3FG%	FT%	
	21-22	0-0	0.0	0.0	0.0	.000	.000	.000
Career	48-0	1.7	0.8	0.4	.317	.321	.500	

Sr. • G • 5-7 • Athens, Greece / American Community School of Athens
 - Will miss the beginning of the season due to a knee injury.
 - Has great range and a smooth stroke from behind the arc.
 - Smart player who has improved ball handling and defense heading into this year.



13	TRACEY HUESTON							
	GP/GS	PPG	RPG	BPG	FG%	3FG%	FT%	
	21-22	17-0	1.4	1.2	0.2	.423	.000	.500
Career	33-0	1.6	1.3	0.3	.393	.000	.714	

So. • F • 6-2 • Roanoke, VA / Northside
 - Athletic forward with a very high basketball IQ.
 - High motor player with toughness to rebound the ball down low.
 - Has an improving shooting touch out to the three-point line.



14	CYNTHIA EZEJA							
	GP/GS	PPG	RPG	BPG	FG%	3FG%	FT%	
	21-22	14-0	2.4	4.6	0.9	.412	.000	.353
Career	31-4	2.7	5.4	1.0	.457	.000	.256	

R-So. • F • 6-3 • Athens, Greece / 20th High School of Athens
 - Physically gifted power forward who loves to rebound the basketball.
 - Great on the defensive end of the court and cleans the glass.
 - Improving scoring touch down low but great with put-backs on the offensive glass.



15	MARY DUNN							
	GP/GS	PPG	RPG	BPG	FG%	3FG%	FT%	
	21-22	23-3	2.7	2.5	0.3	.342	.267	.615
Career	137-68	9.9	4.4	0.7	.519	.270	.666	

Gr. • F • 6-3 • Washington, PA / YSU / Trinity
 - Experienced forward with strong leadership qualities.
 - Great low post presence especially with back to the basket.
 - Has great range with her jumper out to the three-point line.



20	JAYLA EVERETT							
	GP/GS	PPG	RPG	APG	FG%	3FG%	FT%	
	21-22	20-18	13.6	3.1	1.9	.331	.309	.661
Career	89-85	13.5	3.0	3.0	.346	.326	.753	

Sr. • G • 5-10 • St. Louis, MO / New Mexico / Kirkwood
 - Explosive guard with an uncanny ability to score at all three levels.
 - Super high basketball IQ with amazing court vision and leadership qualities.
 - Great three-point shooter with range beyond the three-point line.
 - Long defender with an ability to block shots and get in passing lanes.



21	MALIYAH JOHNSON							
	GP/GS	PPG	RPG	APG	FG%	3FG%	FT%	
	21-22	23-5	2.1	1.9	0.4	.292	.200	.500
Career	23-5	2.1	1.9	0.4	.292	.200	.500	

Fr. • G/F • 6-0 • Columbus, OH / Africentric Early College
 - Long and athletic wing player who is just scratching the surface offensively.
 - Improving range with her jumper out to the three-point line.
 - Uses her athleticism on the defensive end to jump into passing lanes.
 - Great rebounder for being 6-foot tall. Has a knack for finding 50-50 balls.



23	RITA IGBOKWE							
	GP/GS	PPG	RPG	BPG	FG%	3FG%	FT%	
	21-22	25-22	6.4	7.2	2.3	.469	.000	.479
Career	75-45	5.3	6.8	1.9	.475	.000	.500	

Jr. • C • 6-4 • Jonesboro, GA / Mundy's Mill
 - Athletically gifted center who is has the potential to be a star for Pitt.
 - Great rebounder who attacks the glass hard on every possession.
 - Great shot blocker who forces opponents to adjust shots down low.
 - Improving offensive game with her back to the basket.



31	DESTINY STROTHER							
	GP/GS	PPG	RPG	SPG	FG%	3FG%	FT%	
	21-22	25-6	5.0	2.1	0.6	.290	.305	.833
Career	61-6	4.1	1.5	0.4	.315	.308	.643	

Jr. • G • 5-9 • Flint, MI / Marquette / Carman-Ainsworth
 - True shooting guard who can stroke it from anywhere on the court.
 - Smooth lefty who can light it up from deep when she gets hot.
 - Improving game off the dribble and on the defensive end of the court.

BY THE NUMBERS

146

Junior center **Rita Igbokwe** has turned into one of the most feared defenders in the ACC. She has recorded 146 career blocks which ranks 10th all-time on the Panthers' block list.

500+

The junior duo of **Amber Brown** and **Rita Igbokwe** each grabbed their 500th career rebound Sunday. They are the fastest duo in program history to each grab 500 career rebounds, doing so in 74 career games.

25

Pitt and #1 South Carolina are the only two teams in the country this season to hold all 25 opponents to 45% or less shooting from the floor. The Panthers have held 17 of 25 opponents to less than 40% shooting.

TEAM NOTES

LAST TIME OUT - AT BOSTON COLLEGE

- » The Panthers once again got out to a 13-point lead and led after one quarter but Boston College battled back and earned the 69-57 win Tuesday night.
- » Without leading scorer **Jayla Everett**, junior **Dayshyanette Harris** led the Panthers in scoring with 16 points and five rebounds while **Emy Hayford** added 10 points, two assists and two steals in the loss.
- » The Panthers were out-rebounded 38-27 in the game, marking the first game this season Pitt didn't grab at least 35 rebounds.
- » As a team, Pitt turned the ball over 25 times and the Eagles turned those chances into 26 points.

REBOUNDING PROWESS

- » One of the biggest points of emphasis for head coach Lance White since taking over the Panthers program prior to the 2018-19 season was rebounding. Pitt has taken that to heart through the first four years under White's guidance.
- » The Panthers lead the ACC and rank 8th in the NCAA in rebounds per game (44.2) so far this season.
- » Pitt also ranks 5th in the NCAA in total rebounds with 1,106, the most through 25 games for Pitt in program history. Pitt ranks 17th in the NCAA in offensive rebounds per game (15.4) and 30th in defensive rebounds per game (28.8).
- » They lead the ACC in offensive rebounds per game (15.4) while posting 13 games with 17+ offensive boards and four with 20+. **Rita Igbokwe** ranks 2nd in the ACC in offensive rebounds per game in conference games (3.3 orpg).
- » The Panthers have grabbed at least 35 rebounds in 24 of 25 games. Pitt set the program record for consecutive games to start a season with at least 35 rebounds (24 games).
- » In the loss at Syracuse, the Panthers grabbed 62 rebounds which marked their most in a single game since grabbing 68 against Providence in a double overtime game in 2013.
- » The 62 rebounds are the most Pitt has grabbed in regulation against a Power 5 program in school history and most in regulation against anyone since Dec. 3, 1976 when they snagged 84 rebounds against East Stroudsburg.
- » Pitt has grabbed at least 50 rebounds in six games already this season, their most in a season since 2008-09 when they did it seven times.

50+ REBOUNDS IN A GAME (LAST 20 YEARS)

Year	50+ Rebounds	Total Games
2008-09	7	33
2004-05	7	28
2021-22	6	25
2007-08	5	35
2005-06	4	33

REBOUNDING UNDER COACH WHITE

- » Entering Thursday's game, Pitt has upped their rebounds per game average from 33.1 in 2017-18 (before White arrived) to 44.2 this season (+11.1 rpg), the biggest jump in the nation over the span (from 2018-19 to present).
- » Pitt was ranked 325th in the NCAA in rebounds per game prior to White's arrival in 2017-18 and is currently ranked 9th in the NCAA in rebounds per game this season, a 316 spot improvement and biggest in the country.
- » The biggest area of development from last season to this season on the glass has been on the defensive end of the court. Pitt is averaging 28.8 defensive rebounds per game this season, +3.2 defensive rebounds per game from a season ago.

REBOUNDS PER GAME (from 2018-Pres.)

Team	RPG +	NCAA Rank (Jump)
PITT	11.1	325 to 9 (+316)
Georgia So.	10.8	271 to 4 (+267)

IG-BLOCK-WE MOVING UP THE CHARTS

- » Junior **Rita Igbokwe** has become one of the most feared defenders in the ACC as she has turned into a premier shot blocker for the Panthers.
- » So far this season, Igbokwe ranks 2nd in the ACC with 57 blocks. She has recorded 14 multi-block games this season.
- » For her career, Igbokwe has 146 blocked shots which currently ranks 10th in program history. She is just one shy of 9th place on the list.
- » Igbokwe is the fastest Pitt player since Gail Aughburns (1980) to record 146 blocked shots. It took Igbokwe just 75 career games to reach the mark.

PITT'S TOP-10 CAREER BLOCKS LIST

#	Name	Blocks	Seasons
1.	Gail Aughburns	241	1978-82
2.	Wanda Randolph	211	1976-79
3.	Jennifer Bruce	203	1981-85
4.	Nickeia Morris	190	1996-00
5.	Connie Hurt	189	1987-91
6.	Chelsea Cole	171	2007-11
7.	Kim Tirik	170	1982-86
8.	Jill McElhinny	162	1989-93
9.	Jennifer Shingler	147	1986-90
10.	Rita Igbokwe	146	2019-Present



SPECIALITY STATS

Opponent	In Paint	Off TO's	2nd Chance	Fast Break	Bench
Radford	54	17	13	27	27
Lafayette	46	20	14	13	18
LIU	42	36	22	32	44
at Duquesne	26	19	14	18	22
#23 Texas A&M	22	8	13	2	20
Northwestern	28	11	20	11	24
South Dakota	28	16	11	12	40
Rutgers	20	14	14	10	9
at Ball State	34	8	9	12	25
Coppin State	30	11	13	13	18
#2 NC State	22	7	19	10	27
at #21 ND	34	6	14	8	19
Holy Cross	26	17	9	11	31
at #3 Louisville	18	5	3	4	20
#15 GT	20	12	14	14	29
BC	24	23	15	19	24
Wake Forest	18	15	18	13	18
at VT	14	12	8	4	14
#19 ND	28	18	6	14	22
at Clemson	34	16	16	0	25
at Syracuse	50	12	22	15	36
Duke	18	16	11	18	15
at #23 UNC	32	16	15	11	5
Syracuse	44	13	17	10	18
at BC	30	17	4	9	9
at Miami					
at Virginia					
Louisville					
Florida State					

FAST BREAK

Junior **Dayshyanette Harris** is 13 points shy of 800 career points for the Panthers (67 games). She will be the fastest Panther since assistant coach Brianna Kiesel to record 800 career points. Kiesel did it in 57 games.

THE OPPONENT

SCOUTING THE HURRICANES



2021-22 STAT LEADERS

SCORING	G-GS	Pts.	PPG
Kelsey Marshall	24-24	335	14.0
Ja'Leah Williams	24-18	183	7.6

REBOUNDING	G-GS	Rebs.	RPG
Lola Pendande	24-24	127	5.3
Ja'Leah Williams	24-18	104	4.3

ASSISTS	G-GS	Asts.	APG
Karla Erjavec	24-24	75	3.1
Kelsey Marshall	24-24	69	2.9

BLOCKS	G-GS	Blks.	BPG
Maeva Djaldi-Tabdi	24-0	29	1.2
Lola Pendande	24-24	21	0.9

STEALS	G-GS	Stls.	SPG
Ja'Leah Williams	24-18	47	2.0
Kelsey Marshall	24-24	37	1.5

MINUTES PLAYED	G-GS	Mins.	MPG
Kelsey Marshall	24-24	769	32.0
Karla Erjavec	24-24	685	28.5

ABOUT MIAMI

- Miami enters Thursday's game with a 14-10 overall record and a 7-7 ACC mark. The Hurricanes have won two straight including a 71-55 road win over Virginia on Tuesday.
- The Hurricanes are being led offensively by Kelsey Marshall who is averaging 14.0 points, 3.5 rebounds, 2.9 assists and 1.5 steals while connecting on a team-high 64 three-pointers and shooting 34.8% from deep.
- Ja'Leah Williams is enjoying a nice season as she is averaging 7.6 points, 4.3 rebounds, 2.2 assists and 2.0 steals while shooting 43.8% from the floor. Karla Erjavec is doing a little bit of everything as she is averaging 7.0 points, a team-high 3.1 assists and 2.8 rebounds.
- As a team, Miami is averaging 61.8 points per game while allowing 60.1 ppg. They are grabbing just 37.4 rebounds per contest so far this season.

DEPTH KEY TO SUCCESS

- » The Panthers are receiving contributions from all 13 players on the roster. As a team, Pitt is averaging 23.1 points per game from their bench. It's the highest per game average by a Pitt bench in program history.
- » The Panthers have four games so far this season with 30+ points from their bench, marking the most in a season since 2011-12 when they had four such games.
- » Pitt has two games with 40+ bench points, the most 40+ games in a season since having three such games in 2007-08.
- » Pitt posted a season-high 44 against LIU. It marked the most bench points for Pitt since scoring 47 in the win over New Orleans on Nov. 9, 2018.
- » The bench has scored at least 18 points in 20 of the 25 games so far this season for Pitt.

DEFENSE STEPPING UP

- » So far this season, Pitt is holding opponents to just 36.2% from the floor.
- » Pitt ranks 5th in the ACC and 35th in the NCAA in field goal percentage defense this season.
- » The Panthers have held all 25 opponents this season to 45% or less shooting from the floor. It marks the first time in program history they have opened the season with 25 straight games holding opponents to 45% or less shooting.
- » Pitt is one of two teams in the nation this season that have held all 25 opponents to 45% or less shooting this season. South Carolina is the other team and they are the #1 field goal percentage defense in the country.
- » The Panthers have held four opponents to 30% or less shooting from the floor this season. It marks the most such games since 2017-18 when Pitt held four opponents to less than 30% from the floor in 30 games played.
- » Pitt has held 17 of 25 opponents to less than 40% from the floor, the most through 25 games since 2017-18 (18 of 25 opponents).

500 REBOUNDS X2

- » The junior duo of **Amber Brown** and **Rita Igbokwe** have been a terror on the glass for the Panthers since joining the college ranks.
- » On Sunday, the duo became the fastest Pitt duo in program history to grab 500 career rebounds each, doing so in 74 games.
- » Both players had 494 career rebounds heading into last game vs. Syracuse and Brown snagged 10 and Igbokwe grabbed seven in the loss.
- » Igbokwe has grabbed at least five rebounds in 56 of her 75 career games while Brown has grabbed five or more boards in 55 of her 75 career games.
- » Both players also have 14 career games with 10+ rebounds while Igbokwe has led the Panthers in rebounding 29 times over her career and Brown has done so 28 times.

INSIDE THE SERIES

SERIES BREAKDOWN - MIAMI

Series:	Miami leads, 24-9
at Pitt:	Miami leads, 7-6
at Miami:	Miami leads, 15-1
Neutral Site:	Series tied, 2-2

First Meeting: Dec. 31, 1982, A, Pitt 75, Miami 79 [20T]
 Last Meeting: Jan. 21, 2021, H, Pitt 68, Miami 72

Last Pitt Win: Feb. 1, 2015, H, Pitt 81, Miami 66
 Last Miami Win: Jan. 21, 2021, H, Pitt 68, Miami 72
 Streak: Miami, W7

LAST 5 MEETINGS VS. MIAMI

Date	Site	Result	Score
Jan. 2, 2017	H	L	82-50
Feb. 15, 2018	A	L	82-58
Feb. 10, 2019	H	L	63-51
Mar. 1, 2020	A	L	73-54
Jan. 21, 2021	H	L	72-68

ALL-TIME RECORD VS. CONFERENCES

Conference (2021-22 opponent)	Record (%)
Atlantic 10 (Dukesne)	44-27 (.620)
Atlantic Coast Conference	87-235 (.270)
Big South (Radford)	6-3 (.667)
Big Ten (Northwestern, Rutgers)	36-89 (.288)
Mid-American (Ball State)	31-12 (.721)
Mid-Eastern (Coppin State)	16-1 (.941)
Northeast (LIU)	31-3 (.912)
Patriot League (Holy Cross, Lafayette)	19-3 (.864)
Southeastern (Texas A&M)	6-17 (.261)
Summit League (South Dakota)	0-2 (.000)

ALL-TIME RECORD VS. OPPONENTS

Team	Record	Last Time
Radford	3-0	11/10/21 - W, 82-63, H
Lafayette	3-1	11/12/21 - W, 72-63, H
LIU	1-0	11/17/21 - W, 92-41, H
Dukesne	22-17	11/20/21 - W, 69-64, A
Texas A&M	0-2	11/25/21 - L, 57-46, N
Northwestern	4-1	11/26/21 - W, 72-60, N
South Dakota	0-1	11/27/21 - L, 72-61 (OT), N
Rutgers	4-26	12/1/21 - W, 58-50, H
Ball State	4-0	12/3/21 - W, 64-54, A
Coppin State	2-1	12/7/21 - W, 67-51, H
NC State	2-9	12/10/21 - L, 89-54, H
Notre Dame	4-32	1/23/22 - L, 77-63, H
Holy Cross	2-0	12/22/21 - W, 67-56, H
Georgia Tech	3-8	1/11/22 - L, 63-52, H
Boston College	19-33	2/15/22 - L, 69-57, A
Louisville	2-22	1/6/22 - L, 81-39, A
Wake Forest	5-7	1/16/22 - W, 65-57, H
Virginia Tech	5-13	1/20/22 - L, 75-65, A
Clemson	9-8	1/27/22 - W, 78-73 (OT), A
Syracuse	19-49	2/13/22 - L, 67-65, H
Duke	0-13	2/3/22 - L, 54-39, H
North Carolina	6-6	2/10/22 - L, 64-54, A
Miami	9-24	1/21/21 - L, 72-68, H
Virginia	5-5	2/27/20 - L, 66-55, A
Florida State	0-8	12/20/20 - L, 67-53, A

TEAM NOTES...

HARRIS RETURNING TO FORM

- » Junior guard **Dayshyanette Harris** has made a big impact after returning to the Pitt lineup after being sidelined for the final four games last season and the first two games this season due to a knee injury.
- » Through 22 games (limited minutes in first eight) this season, Harris is averaging 24.8 mpg, 10.0 ppg, 3.3 rpg and 2.9 apg while shooting 35.0% from the floor and 75.3% from the free throw line.
- » Last time out, Harris led Pitt in scoring for the ninth time as she netted 16 points and five rebounds at Boston College.
- » She now has nine career games with 20+ points including two against Virginia Tech.
- » She has recorded multiple assists in 16 of her 22 games while leading the Panthers in helpers 12 times this season. She has five or more assists four times this season, three of which in ACC games.
- » Harris made a big impact for Pitt at the Paradise Jam as she earned All-Tournament Team honors after averaging 17.0 ppg and 2.5 rpg across two games off the bench.
- » Harris surpassed the 600 career point plateau earlier this year. She is the fastest Pitt player to 600 career points (49 games) since assistant coach Brianna Kiesel netted her 600th career point in her 44th career game.
- » Harris became the fastest player in program history (60 games) to notch 700 career points, 250 career rebounds and 175 career assists. Assistant coach Brianna Kiesel did the feat in her 61st career game while Shavonte Zellous did it in 66 career games as a Panther.

WHAT CAN BROWN DO FOR YOU

- » Junior **Amber Brown** has turned into one of the most reliable players on the Pitt roster since joining the squad three years ago.

- » The do-it-all player is averaging 26.1 mpg, 9.2 ppg, 6.1 rpg and 1.8 apg so far this season while starting all 25 games.
- » Last time out, Brown netted nine points, two assists and two steals in the loss at Boston College.
- » The junior has scored in double figures 10 times this season and 33 times in her Pitt career.
- » She now has seven career double-doubles with five coming during her impressive freshman season.
- » Brown has started all 75 games over the past three seasons while averaging a team-high 28.3 mpg for her career.
- » A tenacious rebounder, Brown surpassed the 500 career rebound plateau (74 games) last time out against Syracuse. She is tied with teammate Rita Igbokwe for the fastest Pitt player to 500 career rebounds since Pitt joined the ACC in 2013-14.
- » Since joining the squad, Brown has recorded 14 games with 10+ rebounds. She has also snagged at least five rebounds in 55 of her 75 career games.
- » Earlier this season, Brown became the fastest Panther in over 20 years to post 550 points, 450 rebounds and 100 assists. She did it in 67 career games.

IGBOKWE GROWING DAILY

- » Junior center **Rita Igbokwe** has turned into one of the most feared low post presences in the ACC.
- » On the season, Igbokwe is averaging a career-high 21.8 mpg, 6.4 ppg, 7.2 rpg and 2.3 bpg while shooting 46.9% from the floor.
- » Last time out, she finished with seven points, seven rebounds, four blocks and two assists in the loss to BC.
- » Over her last seven games, she is averaging 25.3 minutes, 7.9 points, 9.1 rebounds and 3.6 blocks while shooting 54.5% from the floor.
- » Igbokwe has led the Panthers in rebounding 11 times this season

HIGHS & LOWS ANALYSIS...

Most First Quarter Points

Pitt	28	vs. LIU
Opponent	23	2x, last; at Virginia Tech

Fewest First Quarter Points

Pitt	4	vs. Duke
Opponent	7	vs. LIU

Most Second Quarter Points

Pitt	27	vs. LIU
Opponent	25	at #21 Notre Dame

Fewest Second Quarter Points

Pitt	5	at #3 Louisville
Opponent	7	vs. Holy Cross

Most First Half Points

Pitt	55	vs. LIU
Opponent	46	at Virginia Tech

Fewest First Half Points

Pitt	13	at #3 Louisville
Opponent	16	vs. Holy Cross

Most Third Quarter Points

Pitt	23	3x, last; at Clemson
Opponent	31	at #21 Notre Dame

Fewest Third Quarter Points

Pitt	7	vs. #15 Georgia Tech
Opponent	10	vs. Rutgers

Most Fourth Quarter Points

Pitt	24	vs. #15 Georgia Tech
Opponent	24	vs. Holy Cross

Fewest Fourth Quarter Points

Pitt	8	2x, last; vs. #19 Notre Dame
Opponent	7	vs. #15 Georgia Tech

Most Second Half Points

Pitt	45	vs. Radford
Opponent	47	vs. #2 NC State

Fewest Second Half Points

Pitt	21	vs. Duke
Opponent	20	at Ball State

PRODUCTION TRACKER

DOUBLE-DOUBLES

PLAYER	18-19	19-20	20-21	21-22	STRK	TOTAL
Amber Brown	-	5	-	2	1	7
Rita Igbokwe	-	1	1	1	-	3
Dayshyanette Harris	-	1	1	-	-	2
Liatu King	-	-	-	2	-	2
Jayla Everett	1	-	-	-	-	1

10+ POINTS SCORED

PLAYER	18-19	19-20	20-21	21-22	STRK	TOTAL
Mary Dunn	22	4	15	2	-	65
Jayla Everett	23	9	15	17	2	64
Dayshyanette Harris	-	16	11	11	1	38
Amber Brown	-	17	6	10	-	33
Liatu King	-	-	2	6	-	8
Destiny Strother	-	-	3	4	-	7
Rita Igbokwe	-	3	2	2	-	7
Taisha Exanor	-	-	-	4	-	4
Emy Hayford	-	1	1	2	1	4
Sandrine Clesca	-	-	1	1	-	2
Ismi Prapa	-	1	-	-	-	1

20+ POINTS SCORED

PLAYER	18-19	19-20	20-21	21-22	STRK	TOTAL
Jayla Everett	4	3	7	3	-	17
Mary Dunn	6	1	6	-	-	16
Dayshyanette Harris	-	6	2	1	-	9
Amber Brown	-	-	-	1	-	1
Rita Igbokwe	-	-	-	1	-	1
Liatu King	-	-	-	1	-	1

30+ POINTS SCORED

PLAYER	17-18	18-19	19-20	20-21	STRK	TOTAL
Jayla Everett	-	-	1	-	-	1
Mary Dunn	-	-	-	-	-	1

10+ REBOUNDS

PLAYER	18-19	19-20	20-21	21-22	STRK	TOTAL
Rita Igbokwe	-	6	2	6	-	14
Amber Brown	-	9	2	3	1	14
Mary Dunn	3	1	2	-	-	6
Liatu King	-	-	1	4	-	5
Cynthia Ezeja	-	-	3	1	-	4
Dayshyanette Harris	-	1	1	-	-	2
Emy Hayford	-	1	-	-	-	1
Taisha Exanor	-	-	-	1	-	1

10+ ASSISTS

PLAYER	17-18	18-19	19-20	20-21	STRK	TOTAL
Jayla Everett	-	-	1	-	-	1

30+ MINUTES

PLAYER	18-19	19-20	20-21	21-22	STRK	TOTAL
Jayla Everett	16	10	15	9	2	50
Amber Brown	-	24	3	6	-	33
Dayshyanette Harris	-	13	6	7	1	26
Mary Dunn	7	2	8	-	-	17
Emy Hayford	-	3	1	3	-	7
Liatu King	-	-	-	2	-	2
Rita Igbokwe	-	1	-	1	-	2
Sandrine Clesca	-	-	1	-	-	1

40+ MINUTES

PLAYER	18-19	19-20	20-21	21-22	STRK	TOTAL
Jayla Everett	2	-	-	-	-	2

LED IN POINTS

PLAYER	18-19	19-20	20-21	21-22	STRK	TOTAL
Jayla Everett	6	5	11	9	-	31
Mary Dunn	13	3	11	-	-	27
Dayshyanette Harris	-	13	5	9	1	27
Amber Brown	-	4	-	5	-	9
Rita Igbokwe	-	3	-	1	-	4
Destiny Strother	-	-	1	2	-	3
Liatu King	-	-	1	1	-	2
Emy Hayford	-	-	-	2	-	2
Sandrine Clesca	-	-	1	-	-	1

LED IN REBOUNDS

PLAYER	18-19	19-20	20-21	21-22	STRK	TOTAL
Rita Igbokwe	-	11	8	10	1	29
Amber Brown	-	15	6	7	-	28
Mary Dunn	8	2	5	-	-	17
Liatu King	-	-	4	5	-	9
Dayshyanette Harris	-	4	3	-	-	7
Cynthia Ezeja	-	-	4	3	-	7
Taisha Exanor	-	-	-	3	-	3
Tracey Hueston	-	-	1	-	-	1

LED IN ASSISTS

PLAYER	18-19	19-20	20-21	21-22	STRK	TOTAL
Dayshyanette Harris	-	16	11	12	-	39
Jayla Everett	9	10	6	3	-	27
Emy Hayford	-	3	4	7	1	14
Amber Brown	-	3	1	7	1	11
Sandrine Clesca	-	-	-	4	-	4
Ismi Prapa	-	2	-	-	-	2
Rita Igbokwe	-	1	-	1	1	2
Liatu King	-	-	-	1	-	1
Cynthia Ezeja	-	-	1	1	-	1

TEAM NOTES...

- including in seven of the last eight. She has six games with 10+ boards this season and 14 in her career.
- » The junior has grabbed at least five rebounds in 21 of 25 games this season.
- » Igbokwe has at least one blocked shot in 17 of her last 18 games (multiple blocks in 11).
- » Igbokwe and Elizabeth Kitley (VT) are the only players in the ACC with at least four games with 5+ blocks this season.
- » Igbokwe currently has 146 career blocked shots, she is in 10th place on the Panthers' career blocked shots list. She is also looking to become the first Panther since Nickeia Morris (1996-00) to lead Pitt in blocked shots in three straight seasons.
- » She has 10 games with 20+ points in her Pitt career and 17 overall.
- » She has scored in double figures in 17 of her 20 games this season and in 32 of her 39 games overall at Pitt.
- » Everett has made two or more three-pointers in 28 of her 39 games for Pitt and 41 of her 89 career games overall.
- » She has scored 15+ points a team-high nine times this season including in four of her last seven games.

DOMINATING THE PAINT

- » The Panthers have dominated the paint early on in the season as they are averaging 29.7 points in the paint per game through 25 games while allowing just 23.2 points in the paint per game by opponents.
- » The 742 points scored in the paint for Pitt through 25 games marks the most through 25 games for Pitt since joining the ACC in 2013-14.
- » Pitt opened the season with a win over Radford and netted 54 points inside the paint which are the most scored in the paint since scoring 54 against Youngstown State on Dec. 2, 2009.
- » Pitt has two games with at least 50 points in the paint for the first time since the 2009-10 season when they also did it twice.
- » The Panthers have netted 40+ points in the paint five times this season after only doing so twice last season in 19 games.
- » Pitt has scored 20+ points in the paint in 21 of 25 games this season.

EVERETT PRODUCING FOR PITT

- » Senior captain **Jayla Everett** has embraced her role as the Panthers' go to option this season. She currently ranks 12th in the ACC in scoring (13.6 ppg) through her 20 games played.
- » Everett missed last game against Boston College due to coaches decision.
- » She has recorded multiple assists in six of her last eight games and in 12 games overall this season. She also leads the team with 25 steals on the year.
- » Everett leads the team with 38 three-pointers on the year. Last season she set a program record making 2.7 threes per game.

GETTING THE START

	1	2	3	4	5
N10 RADFORD	Hayford	Everett	Exanor*	Brown	Igbokwe
N12 LAFAYETTE	Hayford	Everett	Exanor	Brown	Igbokwe
N17 LIU	Hayford	Everett	Strother*	Brown	Igbokwe
N20 at Duquesne	Hayford	Everett	Strother	Brown	Igbokwe
N25 #23 TEXAS A&M+	Hayford	Strother	Brown	King	Igbokwe
N26 NORTHWESTERN+	Hayford	Strother	Brown	King	Igbokwe
N27 SOUTH DAKOTA+	Hayford	Strother	Brown	King	Igbokwe
D1 RUTGERS	Hayford	Everett	Brown	King	Igbokwe
D4 at Ball State	Hayford	Everett	Brown	King	Igbokwe
D7 COPPIN STATE	Hayford	Everett	Brown	King	Igbokwe
D10 #2 NC STATE^	Hayford	Everett	Brown	King	Igbokwe
D19 at #21 Notre Dame^	Harris	Everett	Brown	King	Igbokwe
D22 HOLY CROSS	Harris	Hayford	Brown	King	Dunn*
J6 at #3 Louisville^	Harris	Everett	Exanor	Brown	Dunn
J11 #15 GEORGIA TECH^	Hayford	Harris	Brown	King	Dunn
J13 BOSTON COLLEGE^	Hayford	Harris	Strother	Brown	Igbokwe
J16 WAKE FOREST^	Harris	Everett	Johnson*	Brown	Igbokwe
J20 at Virginia Tech^	Harris	Everett	Johnson	Brown	Igbokwe
J23 #19 NOTRE DAME^	Harris	Everett	Johnson	Brown	Igbokwe
J27 at Clemson^	Harris	Everett	Johnson	Brown	Igbokwe
J30 at Syracuse^	Harris	Everett	Johnson	Brown	Igbokwe
F3 DUKE^	Harris	Everett	Exanor	Brown	Igbokwe
F10 at #23 North Carolina^	Harris	Everett	Hayford	Brown	Igbokwe
F13 SYRACUSE^	Harris	Everett	Hayford	Brown	Igbokwe
F15 at Boston College^	Harris	Hayford	Brown	King	Igbokwe
F17 at Miami^	-	-	-	-	-
F20 at Virginia^	-	-	-	-	-
F24 LOUISVILLE^	-	-	-	-	-
F27 FLORIDA STATE^	-	-	-	-	-

* - First Career Start
 ^ - Paradise Jam
 + - ACC Game

PANTHERS RECORD WHEN...

The Panthers Under White	20-21	21-22	Overall
Playing at home	3-7	7-6	19-35
Playing on the road	2-6	3-6	8-32
Playing at a neutral site	0-1	1-2	5-7
vs. Top 10 teams	0-2	0-2	0-11
vs. Top 25 teams	0-2	0-6	0-20
Games decided by 3 points or fewer	1-1	0-1	5-4
Games decided by 4-10 points	2-5	6-3	16-20
Games decided by 11-19 points	2-5	4-7	8-27
Games decided by 20 points or more	0-3	1-3	3-23
Leading at the half	3-3	8-3	19-9
Tied at the half	0-0	1-1	2-3
Trailing at the half	2-11	2-10	11-62
Leading with 5:00 remaining	4-1	11-1	29-5
Tied with 5:00 remaining	0-0	0-0	0-0
Trailing with 5:00 remaining	1-13	0-12	3-68
In overtime	0-1	1-1	2-3
Pitt scores fewer than 50 points	0-0	0-3	0-16
Pitt scores 50-59 points	0-7	1-5	5-37
Pitt scores 60-69 points	0-4	5-5	11-12
Pitt scores 70-79 points	3-3	3-1	9-7
Pitt scores 80 or more points	2-0	2-0	7-0
Opponent scores fewer than 50 points	0-0	1-0	5-0
Opponent scores 50-59 points	2-1	5-2	13-7
Opponent scores 60-69 points	1-4	4-4	8-23
Opponent scores 70-79 points	1-3	1-4	5-27
Opponent scores 80 or more points	1-6	0-4	1-18
Pitt shoots 45% or better	0-1	3-0	11-3
Pitt shoots less than 45%	5-13	8-14	21-71
Opponent shoots 45% or better	0-3	0-1	1-19
Opponent shoots less than 45%	5-11	11-13	31-55
Pitt shoots better than opponent	3-5	8-5	25-14
Opponent shoots better than (or ties) Pitt	2-9	3-8	7-59
Pitt out-rebounds opponent	4-7	8-5	24-23
Opponent out-rebounds (or ties) Pitt	1-7	3-9	8-51
Pitt commits fewer than 14 turnovers	1-0	4-2	7-10
Pitt commits 14 or more turnovers	4-14	7-12	25-64
Pitt makes at least five 3-pointers	4-12	5-7	20-47
Pitt makes four or fewer 3-pointers	1-2	6-7	12-37
Pitt records seven or more steals	5-6	6-9	21-37
Pitt records six or fewer steals	0-8	5-5	11-37
Wearing white uniforms	3-5	6-4	20-28
Wearing royal uniforms	1-5	3-7	9-32
Wearing gold uniforms	0-2	2-2	3-6
Wearing pink uniforms	0-2	0-1	0-8
Pitt scores first	3-6	8-7	19-33
Opponent scores first	2-8	3-7	13-41
On Monday	0-1	0-0	1-3
On Tuesday	2-0	1-2	5-4
On Wednesday	1-1	4-0	7-4
On Thursday	0-7	1-6	5-30
On Friday	0-0	2-1	5-3
On Saturday	0-0	2-1	5-6
On Sunday	2-5	1-4	4-24
In November	2-0	5-2	15-10
In December	1-3	4-2	9-11
In January	1-2	2-6	4-23
In February	1-8	0-4	3-25
In March	0-1	0-0	1-5

TEAM NOTES...

LIATU KING RETURNS FROM INJURY

- » Sophomore **Liату King** started last time out against BC after missing two games due to a knee injury.
- » King finished off the loss to the Eagles with six points, four rebounds and a block in 22 minutes.
- » On the season, King is averaging career highs in almost every category. She is averaging 17.4 minutes, 6.2 points and 6.5 rebounds while starting 10 games.
- » The sophomore has scored in double figures a career-best six times and grabbed 10+ rebounds a career-high four times this season.
- » She ranks second on the squad in rebounding while grabbing at least five rebounds in 11 of her 21 games this season.
- » King grew up in a quiet household as both of her parents are deaf. Her first language was American Sign Language at 9 months old.
- » Earlier this season vs. Rutgers, the Panthers hosted the first annual Deaf Awareness Night to honor King and the deaf community. T-shirts were given away as well as in-game content.

BALANCED SCORING ATTACK

- » The Panthers have received a balanced scoring attack all season long and that has continued in ACC play.
- » Pitt is the only team in the ACC to use nine different starting lineups through 14 conference games.
- » So far this season, seven players have led Pitt in scoring (Everett - 9, Harris - 9, Brown - 4, Strother - 2, Hayford - 2, Igbokwe - 1, King - 1).
- » 10 Panthers have scored in double figures on the year led by **Jayla Everett** who has done so 16 times including a trio of 20+ point efforts.
- » When the Panthers have at least three players in double figures, they own a 6-5 record this season.

MAGIC NUMBER: 70

- » The Pitt offense is continuing to gel as the season moves along and when they can score at least 70 points, they are pretty hard to beat.
- » So far this season, the Panthers are 5-1 when they score at least 70 points with their lone loss coming at Syracuse. Overall under Coach White, Pitt is 16-7 (1.696) when scoring 70 or more points.
- » When the Panthers score less than 70 points this season, they own a record of 6-13. Overall under Coach White, Pitt is 16-65 (1.198) when they don't score at least 70 points.
- » When Pitt holds their opponents to under 70 points, they own a 10-6 record (1.625) this year and a 26-29 (1.473) overall record under Coach White.

GETTING TO THE LINE

- » A big emphasis this season for the Panthers with a much deeper and more athletic squad was getting to the free throw line.
- » So far this season, Pitt is doing a great job getting to the line. Pitt currently ranks 30th in the NCAA in free throw attempts with 482 (19.3/ game).
- » Pitt has made more free throws than their opponent has attempted eight times this season, going 6-2 in those games.
- » Junior **Amber Brown** ranks 2nd in the ACC in free throw attempts (122). She also ranks 6th in the ACC in free throws made (79).
- » The Panthers have made 10+ free throws in 16 of 25 games. They have earned at least 20 free throw attempts in 11 of 25 games.
- » Pitt shot a season-high 82.4% (14-of-17) from the free throw line at Boston College. It marked their highest percentage from the charity stripe since March 5, 2020 vs. Georgia Tech (90%).
- » They netted a season-high 29 against Northwestern, the most in a game since Pitt joined the ACC in 2013-14.

CAREER MILESTONE WATCH

Mary Dunn (GR/F)

Milestone	Currently	To Go
1,400 points	1,361	39
600 rebounds	598	2
600 field goals made	556	43
150 games	137	13
100 blocks	97	3
100 assists	77	23

Jayla Everett (SR/G)

Milestone	Currently	To Go
1,200 points	1,199	1
400 field goals made	399	1
300 rebounds	270	30
275 assists	270	5
200 three-pointers	179	21
125 steals	110	15
100 blocks	75	25

Dayshanette Harris (JR/G)

Milestone	Currently	To Go
800 points	787	13
300 rebounds	272	28
250 assists	212	38
200 free throws made	181	19
100 steals	89	11

Amber Brown (JR/F)

Milestone	Currently	To Go
650 points	648	2
550 rebounds	505	45
200 free throws made	196	4
125 assists	116	9

Rita Igbokwe (JR/C)

Milestone	Currently	To Go
400 points	396	4
550 rebounds	508	42
200 field goals made	168	32
150 blocks	146	4



TEAM NOTES...

OFFENSIVE FIREPOWER

- » The Pitt offense is enjoying their best start to a season in over a decade as they are averaging 71.5 ppg in their 11 wins. The points per game average marks the highest through the first 11 wins of a season since 2010-11 (79.1 ppg).
- » Pitt has scored 80+ points twice this season and currently own a 7-0 record when they net at least 80 points under White.
- » In the win over LIU, Pitt netted a season-high 92 points which marked the most they've scored under Lance White. The 92 points scored are the most by Pitt against a Division I opponent since Dec. 30, 2014 when they netted 93 in a win over Delaware State.
- » 11 Panthers are currently averaging at least 2.5 ppg so far this season led by Jayla Everett (13.6 ppg). Pitt and Duke are the only ACC teams that have at least 11 players averaging at least 2.5 ppg so far this season.
- » When the Panthers score at least 70 points they own a 5-1 record this season and hold a 16-7 record overall under Coach White.
- » The potent offensive attack netted a total of 315 points through the first four games of the season which were the third most overall in program history through four games and the most since 1984-85.

NON-CONFERENCE DOMINATION

- » The Panthers posted a 9-2 non-conference record this season. The best win percentage (81.8%) since 2009-10 when they went 11-2

- (84.6%).
- » Pitt has now posted 17 winning seasons in the last 18 years against non-conference foes.
- » Over the past eight seasons, Pitt owns a 59-32 (64.8%) record against non-conference opponents.
- » Pitt posted a 6-0 record at the Pete against non-conference foes this season while also outscoring them by an average of 19.0 points per game.

BLOCK PARTY

- » The Pitt defense has been producing blocks all season long as seven Panthers have at least four blocked shots on the season.
- » So far this season, Pitt ranks 2nd in the ACC and 15th in the NCAA with 124 blocked shots.
- » Junior **Rita Igbokwe** leads the way with blocked shots as she has 57 so far this season which ranks 3rd in the ACC and 15th in the NCAA.
- » Igbokwe has recorded at least one block in 17 of her last 18 games and in 23 of 25 games overall this season. She has a total of 14 multi-block games this season
- » Pitt has five players this season who have recorded a multiple block game (Igbokwe - 14, Everett - 5, Ezeja - 3, Hueston - 1, Brown - 1).
- » As a team, Pitt has two games with 10+ blocks for the first time since 2017-18 (4 games). Pitt has notched at least five blocked shots in 16 games including in 15 of their last 17 games overall.

ASSOCIATED PRESS POLL

1. South Carolina (30)	23-1	750
2. Stanford	18-3	719
3. Louisville	22-2	682
4. NC State	23-3	667
5. Indiana	18-3	622
6. Iowa State	21-3	552
7. Baylor	19-5	539
8. Arizona	18-4	532
9. Michigan	20-4	521
10. UConn	17-5	459
11. LSU	21-4	434
12. Tennessee	21-4	432
13. Maryland	18-6	383
14. Texas	17-6	353
15. Oklahoma	20-4	350
16. Georgia Tech	19-6	302
17. Florida	18-6	251
18. Ohio State	18-4	211
19. Notre Dame	19-6	199
20. BYU	21-2	195
21. Georgia	17-7	155
22. Iowa	16-6	110
23. Virginia Tech	19-6	100
24. North Carolina	19-5	63
25. Florida Gulf Coast	22-2	56

BOLD- 2021-22 OPPONENT

PANTHERS LARGEST...

LEAD:	51 vs. LIU
DEFICIT:	45 at #3 Louisville
MARGIN OF VICTORY:	51 vs. LIU
MARGIN OF DEFEAT:	42 at #3 Louisville
HALFTIME LEAD:	35 vs. LIU
HALFTIME DEFICIT:	27 at #3 Louisville
DEFICIT IN WIN:	10, 2x; last at Clemson
HALFTIME DEFICIT IN WIN:	7 at Clemson
LEAD IN LOSS:	13 vs. Syracuse
HALFTIME LEAD IN LOSS:	6 vs. South Dakota

2021-22 PITT TEAM STATS (ACC RANK)

TEAM STATS	ACC ONLY	ALL GAMES
Scoring Offense	59.0 (14th)	63.0 (12th)
Scoring Defense	72.1 (13th)	65.6 (11th)
Scoring Margin	-13.1 (14th)	-2.6 (13th)
FT Percentage	.636 (14th)	.637 (14th)
FG Percentage	.356 (13th)	.376 (14th)
FG Percentage Defense	.388 (6th)	.362 (6th)
3-FG Percentage	.275 (14th)	.289 (13th)
3-FG Pct. Defense	.355 (12th)	.315 (10th)
Rebounding Offense	41.8 (2nd)	44.2 (1st)
Rebounding Defense	41.7 (14th)	39.3 (14th)
Rebounding Margin	+0.1 (10th)	+4.9 (7th)
Blocks/Game	5.4 (1st)	5.0 (2nd)
Assists/Game	10.4 (12th)	11.4 (12th)
Steals/Game	7.0 (7th)	7.5 (8th)
Turnover Margin	-3.4 (13th)	-3.2 (15th)
Assist/TO Ratio	0.5 (14th)	0.6 (13th)
Offensive Rebounds	15.0 (1st)	15.4 (1st)
Defensive Rebounds	26.8 (T-3rd)	28.8 (3rd)
3-FG Made/Game	4.6 (14th)	4.4 (14th)

2021-22 INDIVIDUAL ACC STATS (ACC RANK)

Scoring	Overall	ACC
Jayla Everett	13.6 ppg (12th)	12.1 ppg (20th)
Jayla Everett		
Rebounding		
Overall	Rita Igbokwe	7.3 rpg (7th)
ACC	Rita Igbokwe	7.6 rpg (7th)
Assists		
Overall	Dayshyanette Harris	2.9 apg (11th)
ACC	Dayshyanette Harris	3.0 apg (T-13th)
Steals		
Overall	Jayla Everett	1.2 spg
ACC	Jayla Everett	1.0 spg
Blocks		
Overall	Rita Igbokwe	2.2 bpg (3rd)
ACC	Rita Igbokwe	2.7 bpg (1st)
FG Percentage		
Overall	Amber Brown	.459 (6th)
ACC	Amber Brown	.494 (3rd)
FT Percentage		
Overall	Dayshyanette Harris	.750 (9th)
ACC	Dayshyanette Harris	.794 (9th)
3-FG Percentage		
Overall	Destiny Strother	.310 (9th)
ACC	Destiny Strother	.329 (8th)

2021-22 ACC STANDINGS

Team	Conf.	Overall
#5 NC State	14-1	23-3
#3 Louisville	13-1	22-2
Virginia Tech	11-3	19-6
#11 Georgia Tech	10-4	19-6
#18 Notre Dame	10-4	19-6
#23 North Carolina	9-5	19-5
Boston College	7-7	16-9
Miami	7-7	14-10
Florida State	7-7	13-11
Duke	6-8	15-9
Syracuse	4-10	11-13
Wake Forest	3-11	13-12
Clemson	3-12	9-17
Pitt	2-12	11-14
Virginia	0-14	3-20

2021-22 ACC PRESEASON POLLS

2021-22 ACC PRESEASON COACHES POLL

Place	Team	Points
1.	NC State (14)	224
2.	Louisville (1)	207
3.	Georgia Tech	192
4.	Virginia Tech	172
5.	Florida State	152
6.	Notre Dame	149
7.	North Carolina	127
8.	Duke	125
9.	Miami	92
10.	Clemson	83
11.	Boston College	78
12.	Syracuse	60
13.	Wake Forest	59
14.	Pitt	47
15.	Virginia	33

2021-22 ACC PRESEASON BLUE RIBBON PANEL POLL

Place	Team	Points
1.	NC State (50)	847
2.	Louisville (7)	789
3.	Georgia Tech	691
4.	Virginia Tech	644
5.	Florida State	607
6.	Notre Dame	580
7.	North Carolina	488
8.	Duke	464
9.	Miami	355
10.	Clemson	324
11.	Boston College	297
12.	Wake Forest	250
13.	Syracuse	227
14.	Pitt	160
15.	Virginia	117

2021-22 PRESEASON ALL-ACC

Head Coaches Preseason All-ACC Team

Player	Pos.	Team
Taylor Soule	F	Boston College
Delicia Washington	G	Clemson
Lorela Cubaj	F	Georgia Tech
Lotta-Maj Lahtinen	G	Georgia Tech
Hailey Van Lith	G	Louisville
Jakia Brown-Turner	G	NC State
Elissa Cunane	C	NC State
Maddy Westbeld	F	Notre Dame
Elizabeth Kitley	C	Virginia Tech
Aisha Sheppard	G	Virginia Tech

Preseason Player of the Year

Elissa Cunane	C	NC
---------------	---	----

HAYFORD SHOWING GROWTH

- » Junior **Emy Hayford** has turned into a reliable ball handler for the Panthers this season.
- » The Netherlands native has earned a career-high 17 starts so far this season while posting career-highs in nearly every statistical category.
- » On the year, Hayford is averaging 21.9 minutes, 4.8 points, 2.0 assists and 1.8 rebounds while shooting a career-high 35% from the floor and 31% from behind the arc.
- » Last time out, Hayford earned the start and posted 10 points, two assists and two steals in 27 minutes of work.
- » She has two games scoring in double figures this year and four in her career.
- » The junior has a career-high 47 assists on the season as she has eight games with at least three assists.
- » She also has eight multiple steal games so far this season.
- » Hayford has played 20+ minutes 15 times this season and 40 times in her career.

BRIANNA KIESEL RETURNS HOME

- » There is only one new face on the Pitt bench this season but it is a face that all Pitt fans will recognize as former Panther star Brianna Kiesel joined the program as an assistant coach.
- » Kiesel concluded a successful six-year professional playing career last spring to join the coaching staff at her alma mater. Kiesel had stops in the WNBA (playing 58 games), along with Poland, Sweden, Hungary and Israel.
- » Known for her hard work and dedication to the game, Kiesel is one of the greats in Pitt history as she ranks fifth in career points (1,938) fifth in assists (433) and eighth in steals (198).
- » She earned numerous All-League and national awards across her Pitt career but her most notable accomplishment might be seeing her named etched twice on the prestigious Varsity Walk between the Cathedral of Learning and Heinz Chapel on campus.

OH, CAPTAINS, OUR CAPTAINS!

- » Prior to the start of the 2021-22 campaign, Lance White announced that **Dayshannette Harris, Jayla Everett** and **Ambler Brown** were tabbed as team captains by their teammates.
- » All three players are first time team captains as Everett enters her senior year and Harris and Brown are juniors.

AISLIN MALCOLM SIGNS NLI

- » Head coach Lance White announced the signing of 2022 guard Aislin Malcolm on National Signing Day. She is the lone signing for Pitt for the 2022 class.
- » She was just announced as a nominee for the 2022 McDonald's All American Game.
- » Malcolm comes to Pitt from nearby Chartiers Valley High School where she has blossomed into one of the best players in the state of Pennsylvania.
- » She is rated as a four-star recruit and the the No. 98 recruit in the country according to ESPN. She also comes in as the No. 3 recruit in the state.
- » Malcolm is an outstanding shooter who helped Chartiers Valley to a state record 64-game win streak to start her career.
- » She has led her squad to three WPIAL Championships and one PIAA State title while accumulating 1,270 points and 197 three-pointers heading into her senior campaign.
- » Here's what Coach White had to say about Aislin. "Aislin's ability to shoot the basketball separates her from everyone else in the country and it immediately extends the perimeter for opposing defenses. She is one of the most accurate shooters I've watched in a long time and she can also handle the ball from any of the guard spots on the court."

2021-22 ACC PLAYER OF THE WEEK

Player of the Week

Date	Player	Pos.	Team
Nov. 15	Elizabeth Kitley	C	VT
	Jewel Spear	G	Wake Forest
Nov. 22	Elizabeth Kitley	C	VT
Nov. 29	Diamond Johnson	G	NC State
Dec. 6	Teisha Hyman	G	Syracuse
Dec. 13	Lorela Cubaj	F	Georgia Tech
Dec. 20	Elizabeth Kitley	C	VT
Dec. 27	Maya Dodson	F	Notre Dame
Jan. 3	Elizabeth Kitley	C	VT
Jan. 10	Cameron Swartz	G	BC
Jan. 17	Dara Mabrey	G	Notre Dame
Jan. 24	Taylor Soule	F	BC
Jan. 31	Olivia Miles	G	Notre Dame
Feb. 7	Delicia Washington	G	Clemson
	Kianna Smith	G	Louisville
Feb. 14	Delicia Washington	G	Clemson
	Georgia Amoore	G	Virginia Tech

2021-22 ACC FRESHMAN OF THE WEEK

Freshman of the Week

Date	Player	Pos.	Team
Nov. 15	Sonia Citron	G	Notre Dame
Nov. 22	Sonia Citron	G	Notre Dame
Nov. 29	Shayeann Day-Wilson	G	Duke
Dec. 6	Sonia Citron	G	Notre Dame
Dec. 13	Lashae Dwyer	G	Miami
Dec. 20	Sonia Citron	G	Notre Dame
Dec. 27	Maria Gakdeng	C	BC
Jan. 3	Maria Gakdeng	C	BC
Jan. 10	Maria Gakdeng	C	BC
Jan. 17	Maria Gakdeng	C	BC
Jan. 24	Shayeann Day-Wilson	G	Duke
Jan. 31	Sonia Citron	G	Notre Dame
Feb. 7	Shayeann Day-Wilson	G	Duke
Feb. 14	Sonia Citron	G	Notre Dame

LAST MEETING WITH MIAMI

PITTSBURGH – Playing their first game in 32 days, the Pitt women's basketball team (3-4, 1-3 ACC) put together a strong effort against the Miami Hurricanes Thursday night inside the Pete but fell just short as they fell 72-68.

After Amber Brown cut the Pitt deficit to two, 70-68, with just over a minute to play, the Panthers defense locked in and forced two stops to give themselves a chance late. Dayshanette Harris blocked a layup attempt by Miami and knocked the ball off her leg to give Pitt the ball with 29 seconds and down one score. On the ensuing possession, the Panthers had three good looks to tie or take the lead but wasn't able to convert on any. Gabbie Green missed the first shot but gathered her own miss before Jayla Everett missed a jumper and Liatu King couldn't convert on her offensive board as the Hurricanes finally secured the ball and sank a pair of free throws to ice the game.

Rita Igbokwe had her best game of the season in the loss for Pitt as she netted 12 points, eight rebounds and six blocks while going 6-for-6 from the floor. Everett finished off her night with 13 points on 3-for-7 from behind the arc. The Panthers had one of their best quarters of basketball of the season in the first quarter as they were able to net 31 points while shooting 60% from the floor. They opened up an early 10-2 lead after Gabbie Green and Destiny Strother netted back-to-back triples. After Igbokwe finished a layup, Strother netted a runner in the lane to force Miami to take a timeout with Pitt leading 14-6. The Panthers then finished the quarter on a 17-2 run as Taisha Exanor finished off a triple and Tracey Hueston netted a pair of free throws to send the game to the second quarter with Pitt leading 31-10.

The second quarter was all Miami on Thursday as they were able to outscore the Panthers 26-6 in the second 10 minute period. The Hurricanes opened up the quarter on a 15-0 run to get back into the game before Amber Brown finished off a jumper to give Pitt the 33-25 lead midway through the quarter. Miami took their first lead of the game late in the second quarter but Emy Hayford responded with a jumper and Igbokwe ended the half with an emphatic block to send the game to halftime with Pitt clinging to a 37-36 lead.

The Hurricanes opened up the third quarter with five straight before Everett knocked down her first triple of the game, making the score 41-40 in favor of Miami. After a pair of King layups, Miami netted five straight to go up 51-44 but Everett came right back with another triple. Miami pushed their lead back to 11, 58-47, late in the third but Pitt fought back as Brown finished off a three-point play and Everett netted the final five points of the quarter, including a three at the buzzer to send the game to the fourth with the visitors leading 60-55.

The two sides went back-and-forth to start the fourth quarter before Strother came in off the bench and drained a triple to cut the Pitt deficit to five, 67-62. King and Everett netted back-to-back buckets to make it a two point game with three minutes to play but the Panthers weren't able to fight all the way back, falling 72-68.

King had a strong game off the bench for Pitt as she netted eight points and a career-high nine rebounds while Strother chipped in with eight points of her own. Brown continued her steady play with eight points, eight rebounds and three assists in the loss.

Miami was led offensively by Kelsey Marshall who netted 21 points, four rebounds and three assists while connecting on five three-pointers. Endia Banks finished off her strong game with 13 points, nine rebounds and six assists in the win.

As a team, Pitt shot 42.4% from the floor while holding the Hurricanes to just 34.7% shooting on the night. Miami won the rebounding battle 46-40 while also grabbing 20 offensive rebounds which they turned into 19 points in the win.

Official Basketball Box Score - Final
Miami (FL) at Pittsburgh
 01/21/21 Petersen Events Center, Pittsburgh, Pa.
 2020-21 Women's Basketball
 Game Time: 6:00 PM
 Game Duration: 1:45
 Attendance: 500
 Officials: Paulani Spurlock-Welsh, Katie Lukanich, Linda Miles

Miami (FL) - 72													Record: 7-5 (4-5)																																		
NO.	Name	Min	FG	3P	FT	Rebounds	Fouls	TP	AS	TO	ST	Blocks	+/-																																		
			M/A	M/A	M/A	OR	DR	TOT	PF	FD		BS	BA																																		
15	Jamir Huston	F	05:52	1-4	0-0	0-0	1	0	1	0	0	2	0	1	1	0	2	-5																													
35	Naomi Mbandu	F	32:38	4-12	2-4	5-6	4	3	7	2	7	15	2	0	2	1	2	-16																													
4	Endia Banks	G	39:26	5-11	2-4	3-4	3	6	9	0	3	13	6	2	2	0	1	-4																													
13	Taylor Mason	G	15:22	2-3	0-0	0-0	0	2	2	1	0	4	1	0	0	0	0	-2																													
20	Kelsey Marshall	G	34:59	8-24	5-18	0-0	0	4	4	1	1	21	3	3	2	0	2	-12																													
3	Destiny Harden		08:26	0-1	0-0	2-2	0	3	3	2	1	2	0	1	0	0	0	-2																													
25	Karla Erjavec		19:17	2-5	1-2	0-0	0	1	1	0	0	5	0	0	1	0	0	-13																													
1	Moulayna Johnson Sidi Baba		23:17	2-7	2-4	0-0	3	3	6	0	1	6	0	1	0	1	0	-4																													
44	Sydney Roby		05:37	1-3	0-0	0-0	2	0	2	1	0	2	0	1	0	0	0	-15																													
14	Nyayongah Gony		20:06	1-5	0-3	0-0	4	0	4	1	0	2	0	2	0	0	1	-17																													
Team						3			4			7			0			0																													
Totals			26:75			10-33			10-12			20			26			46			8			13			72			15			12			8			2			8			4		
													Technical Fouls: NONE																																		

Pittsburgh - 68													Record: 3-4 (1-3)																																		
NO.	Name	Min	FG	3P	FT	Rebounds	Fouls	TP	AS	TO	ST	Blocks	+/-																																		
			M/A	M/A	M/A	OR	DR	TOT	PF	FD		BS	BA																																		
23	Rita Igbokwe	F	28:47	6-6	0-0	0-0	2	6	8	3	0	12	1	2	2	6	0	-14																													
1	Dayshanette Harris	G	28:30	2-12	0-0	0-0	1	4	5	1	3	4	6	4	1	1	0	-3																													
5	Amber Brown	G	29:10	3-5	0-0	2-3	1	7	8	3	3	8	3	3	1	0	1	0																													
12	Gabbie Green	G	22:24	2-8	2-7	0-0	1	0	1	1	0	6	3	1	1	0	0	-2																													
20	Jayla Everett	G	29:22	5-14	3-7	0-0	0	1	1	0	0	13	2	5	0	1	0	-4																													
2	Liatu King		16:08	4-9	0-0	0-0	2	7	9	3	0	8	2	1	0	0	1	-4																													
3	Taisha Exanor		09:59	1-4	1-3	0-0	0	1	1	0	0	3	0	0	0	0	0	-6																													
4	Emy Hayford		15:59	2-2	0-0	0-0	0	0	0	0	0	4	1	1	1	0	0	-1																													
13	Tracey Hueston		04:37	0-0	0-0	2-2	1	0	1	1	2	2	1	0	1	0	0	10																													
31	Destiny Strother		15:04	3-6	2-5	0-0	0	0	0	1	0	8	1	0	0	0	0	-4																													
Team						3			6			0			0			0																													
Totals			28:66			8-22			4-5			11			29			40			13			8			68			20			17			7			8			2			-4		
													Technical Fouls: NONE																																		

Biggest Lead	Miami	Pitt	Points from Turnovers	Miami	Pitt	Period by Period Scoring					
	11 (3 rd 2:04)	23 (1 st 1:32)		17	15	1st	2nd	3rd	4th	TOT	
Best Scoring Run	17 (2 nd 5:43)	17 (1 st 1:32)	Paint	28	30	Miami	10	28	24	12	72
Lead Changes	3		Second Chance	19	14	Pitt	31	6	18	13	68
Times Tied	1		Fast Breaks	12	5						
Time with Lead	20:09	18:47	Bench	17	25						

TEAM STATS (1/21/21) vs. MIAMI

Pitt	Miami
28-66	26-75
42.4%	34.7%
8-22	10-33
36.4%	30.3%
40	46
20	15
17	12
8	2
7	8
15	17
14	19
30	28
5	12
25	17

GAME-BY-GAME BOX SCORES

>> Game 1 vs. Radford - 11-10-21 (W, 82-63)

Official Basketball Box Score - Final													Game Time: 6:00 PM						
Radford at Pitt													Game Duration: 1:51						
11/10/21 Petersen Events Center, Pittsburgh, PA													Attendance: 1,237						
Pitt vs. Radford													Officials: Eric Brewton, Nic Cappel, Teresa Stack						
Radford - 63													Record: 0-1						
NO. Name	Min	FG	3P	FT	Rebounds	Fouls	TP	AS	TO	ST	Blocks	+/-	Shooting By Period						
0 Rachel LaLonde	F 22:30	5-6	0-1	0-0	1 3 4	1 0	10	0	1	0	0	0	-6	1st FG%	5-12	41.7%	3PT%	0-1	0.0%
50 Jackie Christ	C 23:38	3-10	0-0	0-0	1 1 1	2 1	6	1	0	0	1	-10	2nd FG%	1-4	25.0%	FT%	2-2	100%	
3 Bridget Birkhead	G 30:44	2-11	1-6	0-0	0 3 3	2 3	5	0	0	0	0	-18	3rd FG%	3-16	18.8%	3PT%	1-5	20.0%	
5 Danielle Montebano	G 22:00	0-2	0-1	2-2	0 1 1	1 4	2	2	5	0	0	-16	4th FG%	1-5	20.0%	FT%	2-2	100%	
12 Bryonna McClean	G 21:32	3-6	0-1	0-0	1 1 2	0 1	6	2	2	0	1	-15	GM FG%	8-18	44.4%	FT%	7-8	87.5%	
22 Ashley Tudor	22:21	2-9	0-1	8-8	0 2 2	0 5	12	1	4	2	1	-11	GM FT%	6-16	37.5%	FT%	13-14	92.9%	
24 Kyanna Morgan	18:00	4-6	3-4	0-0	0 0 0	3 1	11	2	1	0	0	-3	GM FG%	22-57	38.6%	FT%	13-14	92.9%	
10 Makaila Brown	09:16	0-2	0-0	0-0	1 2 3	3 3	0	1	1	0	0	-6	GM FT%	6-16	37.5%	FT%	13-14	92.9%	
30 Taiya Johnson	16:22	1-3	0-0	3-4	1 1 2	4 2	5	2	2	0	1	-9	GM FG%	22-57	38.6%	FT%	13-14	92.9%	
23 Carmen Williams	13:37	2-2	2-2	0-0	0 0 0	0 0	6	0	0	0	0	-1	GM FT%	6-16	37.5%	FT%	13-14	92.9%	
Team					1 4 5	0	0	1											
Totals		22-57	6-16	13-14	5 18 23	16 20	63	11	17	2	3	4	-19						
Technical Fouls: NONE													Dead Ball Rebounds: 0						

Official Basketball Box Score - Final													Game Time: 6:00 PM						
Pitt - 82													Game Duration: 1:51						
11/10/21 Petersen Events Center, Pittsburgh, PA													Attendance: 1,237						
Pitt vs. Radford													Officials: Eric Brewton, Nic Cappel, Teresa Stack						
Pitt - 82													Record: 1-0						
NO. Name	Min	FG	3P	FT	Rebounds	Fouls	TP	AS	TO	ST	Blocks	+/-	Shooting By Period						
5 Amber Brown	F 22:09	3-7	0-0	1-3	2 5 7	3 4	7	3	4	1	0	1	5	1st FG%	8-24	33.3%	3PT%	2-4	50.0%
23 Rita Igbokwe	F 21:29	3-9	0-0	0-2	4 2 6	4 2	6	0	4	1	1	2	17	2nd FG%	3-4	75%	FT%	3-4	75%
3 Taisha Exanor	G 25:25	1-6	0-2	2-2	4 2 6	0 1	4	3	0	0	0	0	12	3rd FG%	5-17	29.4%	3PT%	1-6	16.7%
4 Emy Hayford	G 19:20	7-8	1-1	0-0	1 2 3	0 3	15	3	0	1	0	0	14	4th FG%	1-10	10.0%	FT%	5-8	62.5%
20 Jayla Everett	G 24:39	8-14	3-5	4-6	0 2 2	0 3	23	3	2	0	0	0	32	GM FG%	11-20	55.0%	FT%	9-10	90%
31 Destiny Strother	14:27	1-5	0-3	0-0	1 0 1	0 0	2	0	1	1	0	0	-2	GM FT%	2-9	22.2%	FT%	10-13	76.9%
0 Sandrine Clesca	19:58	2-3	0-0	1-2	1 1 2	0 1	5	2	1	3	0	0	7	GM FG%	22-57	38.6%	FT%	10-13	76.9%
15 Mary Dunn	14:59	5-12	0-1	1-1	4 4 8	1 2	11	0	1	1	3	0	11	GM FT%	2-9	22.2%	FT%	10-13	76.9%
2 Liatu King	14:18	2-4	0-0	1-4	3 7 10	4 2	5	4	1	0	1	0	15	GM FG%	22-57	38.6%	FT%	10-13	76.9%
21 Malayah Johnson	14:10	1-2	0-0	0-0	1 2 3	1 1	2	1	2	1	0	0	-3	GM FT%	2-9	22.2%	FT%	10-13	76.9%
13 Tracey Hueston	09:06	1-4	0-0	0-0	0 2 2	4 0	2	0	1	0	1	0	-3	GM FG%	22-57	38.6%	FT%	10-13	76.9%
Team					6 2 8	0	0	0	1										
Totals		34-74	4-12	10-20	27 31 58	20 16	82	19	17	8	4	3	19						
Technical Fouls: NONE													Dead Ball Rebounds: 5						

RAD		Pitt		Points from		RAD		Pitt		Period by Period Scoring					
Biggest lead	1 (1st 9:15)	25 (4th 3:20)	Turnovers	13	17	1st	2nd	3rd	4th	TOT	1st	2nd	3rd	4th	TOT
Best Scoring Run	6 (3rd 4:10)	9 (2nd 4:21)	Point	24	54	RAD	13	9	18	23	63				
Lead Changes	2	2	Second Chance	6	27	Pitt	21	16	22	23	82				
Times Tied	1	1	Fast Breaks	6	27										
Time with Lead	00:07	38:28	Bench	34	27										

>> Game 2 vs. Lafayette - 11-12-21 (W, 72-63)

Official Basketball Box Score - Final													Game Time: 6:00 PM							
Lafayette at Pitt													Game Duration: 1:51							
11/12/21 Petersen Events Center, Pittsburgh, PA													Attendance: 1,272							
Lafayette vs. Pitt													Officials: Tara Cruise, Felicia Young, Salf Echo							
Lafayette - 63													Record: 0-1							
NO. Name	Min	FG	3P	FT	Rebounds	Fouls	TP	AS	TO	ST	Blocks	+/-	Shooting By Period							
11 Naomi Ganpo	F 16:24	1-5	0-0	0-0	2 3 5	4 1	2	0	2	0	1	1	-6	1st FG%	5-15	33.3%	3PT%	0-4	0.0%	
3 Jessica Booth	G 26:19	0-5	0-0	0-0	1 4 5	0 0	0	1	4	5	1	0	-17	2nd FG%	0-7	0.0%	FT%	1-2	50%	
15 Nicole Johnson	G 35:12	1-8	1-5	1-2	0 1 1	1 3	4	3	3	2	0	0	-5	3rd FG%	5-14	29.4%	3PT%	0-4	0.0%	
30 Makaila Wilson	G 33:19	4-8	0-0	0-0	1 6 7	3 2	8	1	1	3	0	0	-6	4th FG%	1-4	25.0%	FT%	1-1	100%	
33 Claire Gallagher	G 26:18	7-10	5-6	0-0	2 3 5	0 0	9	0	2	0	0	0	-8	GM FG%	10-17	58.8%	FT%	1-1	100%	
23 Makaila Andrews	29:16	8-16	0-2	1-1	1 2 3	3 1	17	1	1	1	0	0	0	2	GM FT%	6-21	28.6%	FT%	9-22	40.9%
1 Abby Antognoli	26:52	5-13	3-8	0-0	1 1 2	3 3	0	2	0	0	0	0	-7	GM FG%	26-70	37.1%	FT%	9-22	40.9%	
0 Shanell Haskins	06:20	0-5	0-1	0-0	1 1 2	1 0	0	0	1	0	0	0	-3	GM FT%	6-21	28.6%	FT%	9-22	40.9%	
Team					4 1 5	0	0	1												
Totals		26-70	9-22	2-3	13 23 38	14 10	63	14	15	6	1	11	-9							
Technical Fouls: Ganpo 2nd 8:05													Dead Ball Rebounds: 10							

Official Basketball Box Score - Final													Game Time: 6:00 PM						
Pitt - 72													Game Duration: 1:51						
11/12/21 Petersen Events Center, Pittsburgh, PA													Attendance: 1,272						
Pitt vs. Lafayette													Officials: Tara Cruise, Felicia Young, Salf Echo						
Pitt - 72													Record: 2-0						
NO. Name	Min	FG	3P	FT	Rebounds	Fouls	TP	AS	TO	ST	Blocks	+/-	Shooting By Period						
5 Amber Brown	F 26:38	1-7	0-0	3-6	5 5 10	0 3	5	3	0	0	0	11	5	1st FG%	7-21	33.3%	3PT%	1-6	16.7%
23 Rita Igbokwe	F 26:21	11-15	0-0	1-3	4 9 13	2 4	23	0	2	1	4	1	28	2nd FG%	2-2	100%	FT%	2-2	100%
3 Taisha Exanor	G 15:13	1-3	0-0	0-0	2 3 5	3 0	2	1	1	0	1	0	0	3rd FG%	8-15	53.3%	3PT%	0-3	0.0%
4 Emy Hayford	G 26:45	1-5	0-1	2-4	1 2 3	2 3 4	6	1	0	0	0	0	9	4th FG%	1-4	25.0%	FT%	2-5	40%
20 Jayla Everett	G 30:16	9-17	1-5	1-2	0 2 2	0 0	20	2	4	2	4	0	7	GM FG%	10-17	58.8%	FT%	2-5	40%
0 Sandrine Clesca	13:15	1-1	0-0	0-0	0 3 3	0 0	2	4	1	0	0	0	-2	GM FT%	7-15	46.7%	FT%	2-5	40%
31 Destiny Strother	23:02	2-7	0-0	2-2	0 2 2	0 2	6	0	2	0	0	0	-3	GM FG%	1-15	6.7%	FT%	2-4	50%
15 Mary Dunn	11:49	2-4	0-0	2-2	1 1 2	1 1	6	0	2	0	1	0	-15	GM FT%	2-4	50%	FT%	2-4	50%
2 Liatu King	09:02	0-1	0-0	0-0	2 2 0	0 0	0	1	2	1	1	0	0	4th FG%	8-15	53.3%	FT%	2-4	50%
21 Malayah Johnson	15:49	2-6	0-2	0-0	1 1 2	0 0	4	0	0	0	0	0	2	GM FG%	30-66	45.5%	FT%	9-17	52.9%
13 Tracey Hueston	01:50	0-0	0-0	0-0	0 1 1	0 0	0	0	0	0	0	0	-4	GM FT%	30-66	45.5%	FT%	9-17	52.9%
Team					1 2 3	0	0	0	0	0	0	0	0						
Totals		30-66	3-15	9-17	17 31 48	10 13	72	19	18	4	11	1	9						
Technical Fouls: NONE													Dead Ball Rebounds: 4						

LU		Pitt		Points from		LU		Pitt		Period by Period Scoring					
Biggest lead	0 (1st 10:00)	20 (2nd 3:58)	Turnovers	18	20	1st	2nd	3rd	4th	TOT	1st	2nd	3rd	4th	TOT
Best Scoring Run	13 (3rd 4:37)	12 (2nd 5:52)	Point	24	48	LU	11	11	25	16	63				
Lead Changes	0	0	Second Chance	13	14	Pitt	17	18	17	20	72				
Times Tied	0	0	Fast Breaks	12	13										
Time with Lead	00:00	38:32	Bench	30	18										

>> Game 3 vs. LIU - 11-17-21 (W, 92-41)

Official Basketball Box Score - Final													Game Time: 6:00 PM					
LIU at Pitt													Game Duration: 1:58					
11/17/21 Petersen Events Center, Pittsburgh, PA													Attendance: 1,213					
LIU vs. Pitt													Officials: Jeffrey Smith, Ryan Durham, Kelsey Reynolds					
LIU - 41													Record: 0-2					
NO. Name	Min	FG	3P	FT	Rebounds	Fouls	TP	AS	TO	ST	Blocks	+/-	Shooting By Period					
2 Kiara Bell	F 18:31	0-5	0-0	1-4	1 5 6	4 3	1	0	2	1	1	-26	1st FG%	3-15	20.0%	3PT%	1-4	25.0%
10 Erykah Russell	F 23:06	6-21																

GAME-BY-GAME BOX SCORES

>> Game 5 vs. #23 Texas A&M - 11-25-21 (L, 57-46)

Official Basketball Box Score - Final
Pittsburgh at Texas A&M
 11/25/21 UVI Sports and Fitness Center, Charlotte Amalie West
 2021-22 Women's Basketball
 Officials: Bruce Morris, Mark Resch, Cori Chambers
 Game Time: 8:00 PM
 Game Duration: 2:08
 Attendance: 621

Pittsburgh - 46		Record: 4-1													Shooting By Period											
NO. Name	Min	FG	3P	FT	Rebounds	Fouls	TP	AS	TO	ST	Blocks	BS	BA	+/-	1st	2nd	3rd	4th	OT							
		M/A	M/A	M/A	OR DR TOT	PF	FD								FG%	3P%	FT%	FG%	3P%	FT%						
5 Amber Brown	F 30:11	0-6	0-0	6-8	1 1 2	1 4	6	0	4	1	0	0	0	-5	1st	0-1	0.0%	2nd	0-1	0.0%	3rd	0-1	0.0%	4th	0-1	0.0%
23 Rita Igbokwe	F 22:15	1-5	0-0	0-0	0 6 6	4 1	2	0	2	2	2	0	0	-1	1st	0-1	0.0%	2nd	0-1	0.0%	3rd	0-1	0.0%	4th	0-1	0.0%
2 Liatu King	G 32:44	5-9	0-0	0-3	8 13 19	2 3 10	2	4	1	0	0	0	0	-10	1st	0-1	0.0%	2nd	0-1	0.0%	3rd	0-1	0.0%	4th	0-1	0.0%
4 Emy Hayford	G 32:25	3-6	0-0	2-2	0 0 0	2 1 8	0	5	0	0	0	0	0	-7	1st	0-1	0.0%	2nd	0-1	0.0%	3rd	0-1	0.0%	4th	0-1	0.0%
31 Destiny Strother	G 27:31	0-4	0-2	0-0	2 0 2	3 0 0	1	1	1	0	0	0	0	-9	1st	0-1	0.0%	2nd	0-1	0.0%	3rd	0-1	0.0%	4th	0-1	0.0%
0 Sandrine Clesca	G 07:05	0-0	0-0	0-0	0 0 0	2 2 0	0	1	0	0	0	0	0	-2	1st	0-1	0.0%	2nd	0-1	0.0%	3rd	0-1	0.0%	4th	0-1	0.0%
15 Mary Dunn	08:48	1-5	0-1	0-0	1 2 3	2 0 2	0	2	0	0	0	0	0	-8	1st	0-1	0.0%	2nd	0-1	0.0%	3rd	0-1	0.0%	4th	0-1	0.0%
3 Dayshannette Harris	20:27	4-9	0-2	8-11	2 0 2	1 8 16	0	3	0	0	0	0	0	-13	1st	0-1	0.0%	2nd	0-1	0.0%	3rd	0-1	0.0%	4th	0-1	0.0%
3 Taisha Exanor	09:51	0-2	0-1	2-4	0 0 0	1 2 2	0	0	0	0	0	0	0	-1	1st	0-1	0.0%	2nd	0-1	0.0%	3rd	0-1	0.0%	4th	0-1	0.0%
13 Tracey Hueston	08:43	0-1	0-0	0-0	1 2 3	0 0 0	0	0	0	0	0	0	0	-1	1st	0-1	0.0%	2nd	0-1	0.0%	3rd	0-1	0.0%	4th	0-1	0.0%
Team					1 4 5	0 0	0	1																		
Totals	14:47	0-6	18-28	14 28 42	18 21 46	3 24	5	2	2	2	11				GM FG%	14-47	29.8%	3PT%	0-6	0.0%	FT%	18-28	64.3%			

Texas A&M - 57		Record: 5-0													Shooting By Period											
NO. Name	Min	FG	3P	FT	Rebounds	Fouls	TP	AS	TO	ST	Blocks	BS	BA	+/-	1st	2nd	3rd	4th	OT							
		M/A	M/A	M/A	OR DR TOT	PF	FD								FG%	3P%	FT%	FG%	3P%	FT%						
44 Sydney Roby	C 15:54	1-4	0-0	0-2	2 3 5	3 2	2	0	0	0	1	0	0	12	1st	0-1	0.0%	2nd	0-1	0.0%	3rd	0-1	0.0%	4th	0-1	0.0%
2 Qadashah Hoppie	G 21:44	0-3	0-1	4-4	1 2 3	2 4 4	3	1	0	0	0	0	0	4	1st	0-1	0.0%	2nd	0-1	0.0%	3rd	0-1	0.0%	4th	0-1	0.0%
3 Destiny Pitts	G 28:49	4-14	2-8	2-2	3 5 8	5 2 12	2	1	1	1	0	0	0	14	1st	0-1	0.0%	2nd	0-1	0.0%	3rd	0-1	0.0%	4th	0-1	0.0%
5 Jordan Nixon	G 37:10	5-12	2-6	0-0	1 3 4	2 3 12	3	2	1	0	0	0	0	11	1st	0-1	0.0%	2nd	0-1	0.0%	3rd	0-1	0.0%	4th	0-1	0.0%
11 Kayla Wells	G 28:49	3-10	2-3	2-2	3 5 3	3 10	1	2	0	0	0	0	0	16	1st	0-1	0.0%	2nd	0-1	0.0%	3rd	0-1	0.0%	4th	0-1	0.0%
32 Aaliyah Patty	13:51	0-9	0-1	0-0	2 0 2	2 0 0	0	1	2	0	0	0	0	-5	1st	0-1	0.0%	2nd	0-1	0.0%	3rd	0-1	0.0%	4th	0-1	0.0%
13 Jada Malone	19:57	3-6	0-0	0-0	2 3 5	3 1 6	0	2	2	0	0	0	0	-1	1st	0-1	0.0%	2nd	0-1	0.0%	3rd	0-1	0.0%	4th	0-1	0.0%
24 Sahara Jones	12:40	0-2	0-0	0-0	0 0 0	0 1 0	0	1	1	0	0	0	0	-5	1st	0-1	0.0%	2nd	0-1	0.0%	3rd	0-1	0.0%	4th	0-1	0.0%
23 McKinzie Green	04:15	1-4	0-0	0-0	0 0 0	1 1 2	0	0	0	0	0	0	0	-2	1st	0-1	0.0%	2nd	0-1	0.0%	3rd	0-1	0.0%	4th	0-1	0.0%
14 Malyah Johnson	16:51	4-8	0-0	1-2	5 3 8	0 1 9	0	1	1	0	0	0	0	11	1st	0-1	0.0%	2nd	0-1	0.0%	3rd	0-1	0.0%	4th	0-1	0.0%
Team					3 3 6	0 0	0	0																		
Totals	21:72	6-19	9-12	21 25 46	21 18 57	10 12	8	2	2	2	11				GM FG%	21-72	29.2%	3PT%	6-19	31.6%	FT%	9-12	75.0%			

PIT		TAM		Points from		Turnovers </th <th colspan="4">Period by Period Scoring</th>		Period by Period Scoring					
Biggest lead	4 (3 rd 7:29)	11 (4 th 0:29)	1st	2nd	3rd	4th	TOT	PIT	8	12	17	9	46
Best Scoring Run	5 (2 nd 8:53)	11 (4 th 1:16)	Paint	22	14			TAM	9	10	20	18	57
Lead Changes	15		Second Chance	13	17								
Times Tied	5		Fast Breaks	2	10								
Time with Lead	12:48	22:43	Bench	20	17								

>> Game 6 vs. Northwestern - 11-26-21 (W, 72-60)

Official Basketball Box Score - Final
Northwestern at Pittsburgh
 11/26/21 UVI Sports and Fitness Center, Charlotte Amalie West
 2021-22 Women's Basketball
 Officials: MARK Resch, Karleena Tobin, Tim EESCH
 Game Time: 6:00 PM
 Game Duration: 2:16

Northwestern - 60		Record: 4-2													Shooting By Period											
NO. Name	Min	FG	3P	FT	Rebounds	Fouls	TP	AS	TO	ST	Blocks	BS	BA	+/-	1st	2nd	3rd	4th	OT							
		M/A	M/A	M/A	OR DR TOT	PF	FD								FG%	3P%	FT%	FG%	3P%	FT%						
10 Caleigh Walsh	F 27:05	1-6	0-1	0-2	1 2 3	5 2	2	1	0	1	6	0	0	-4	1st	0-1	0.0%	2nd	0-1	0.0%	3rd	0-1	0.0%	4th	0-1	0.0%
15 Courtney Shaw	F 30:47	6-9	0-1	0-4	5 5 10	3 5 12	0	1	2	1	1	1	1	-5	1st	0-1	0.0%	2nd	0-1	0.0%	3rd	0-1	0.0%	4th	0-1	0.0%
2 Lauryn Satterwhite	G 24:59	1-9	0-6	3-4	1 0 1	3 2 5	0	2	0	0	0	0	0	-10	1st	0-1	0.0%	2nd	0-1	0.0%	3rd	0-1	0.0%	4th	0-1	0.0%
4 Jillian Brown	G 33:04	5-14	3-8	1-2	1 1 2	4 2 14	0	2	0	0	0	0	0	-11	1st	0-1	0.0%	2nd	0-1	0.0%	3rd	0-1	0.0%	4th	0-1	0.0%
12 Veronica Burton	G 34:06	3-11	1-3	5-5	1 5 6	5 7 12	5	2	4	1	1	0	0	-7	1st	0-1	0.0%	2nd	0-1	0.0%	3rd	0-1	0.0%	4th	0-1	0.0%
21 Malerinie Daley	F 17:18	2-8	0-1	0-0	1 2 3	1 2 4	0	1	0	0	0	0	0	-1	1st	0-1	0.0%	2nd	0-1	0.0%	3rd	0-1	0.0%	4th	0-1	0.0%
20 Paige Mott	18:10	2-3	0-0	2-4	1 1 2	4 2 6	0	2	1	1	0	0	0	-11	1st	0-1	0.0%	2nd	0-1	0.0%	3rd	0-1	0.0%	4th	0-1	0.0%
23 Jasmine McWilliams	06:54	1-3	0-1	0-0	0 0 0	1 0 1	0	0	0	0	0	0	0	-1	1st	0-1	0.0%	2nd	0-1	0.0%	3rd	0-1	0.0%	4th	0-1	0.0%
42 Anna Morris	02:27	1-1	0-0	0-0	0 0 0	1 0 2	0	0	0	0	0	0	0	-4	1st	0-1	0.0%	2nd	0-1	0.0%	3rd	0-1	0.0%	4th	0-1	0.0%
1 Kaylah Rainey	05:10	0-1	0-0	1-2	0 0 0	3 1 1	0	1	0	0	0	0	0	-6	1st	0-1	0.0%	2nd	0-1	0.0%	3rd	0-1	0.0%	4th	0-1	0.0%
Team					2 1 3	0 0	0	0																		
Totals	22:65	4-21	12-23	13 17 30	30 23 60	6 12	10	9	3	12					GM FG%	22-65	33.8%	3PT%	4-21	19.0%	FT%	12-23	52.2%			

Pittsburgh - 72		Record: 5-1													Shooting By Period											
NO. Name	Min	FG	3P	FT	Rebounds	Fouls	TP	AS	TO	ST	Blocks	BS	BA	+/-	1st	2nd	3rd	4th	OT							
		M/A	M/A	M/A	OR DR TOT	PF	FD								FG%	3P%	FT%	FG%	3P%	FT%						
5 Amber Brown	F 29:45	2-5	0-0	4-8	2 7 9	1 4 8	2	2	2	0	0	0	0	14	1st	0-1	0.0%	2nd	0-1	0.0%	3rd	0-1	0.0%	4th	0-1	0.0%
23 Rita Igbokwe	F 18:35	2-5	0-0	5-6	2 4 6	5 3 9	0	5	0	0	0	0	0	9	1st	0-1	0.0%	2nd	0-1	0.0%	3rd	0-1	0.0%	4th	0-1	0.0%
2 Liatu King	G 32:23	7-13	0-0	9-12	7 12 19	5 8 23	0	3	0	0	0	0	0	11	1st	0-1	0.0%	2nd	0-1	0.0%	3rd	0-1	0.0%	4th	0-1	0.0%
4 Emy Hayford	G 30:17	1-4	1-1	5-8	0 1 1	2 7 8	3	2	3	0	0	0	0	9	1st	0-1	0.0%	2nd	0-1	0.0%	3rd	0-1	0.0%	4th	0-1	0.0%
31 Destiny Strother	G 21:44	0-6	0-5	0-0	0 0 0	1 1 0	0	0	0	0	0	0	0	1	1st	0-1	0.0%	2nd	0-1	0.0%	3rd	0-1	0.0%	4th	0-1	0.0%
21 Malyah Johnson	16:0																									

GAME-BY-GAME BOX SCORES

>> Game 9 at Ball State - 12-3-21 (W, 64-54)

Pittsburgh - 64													Record: 7-2																																																																																																																																																																																																																																																																																																																																															
<table border="1"> <thead> <tr> <th>NO. Name</th> <th>Min</th> <th>FG</th> <th>3P</th> <th>FT</th> <th>Rebounds</th> <th>Fouls</th> <th>TP</th> <th>AS</th> <th>TO</th> <th>ST</th> <th>Blocks</th> <th>+/-</th> </tr> <tr> <th></th> <th></th> <th>M/A</th> <th>M/A</th> <th>M/A</th> <th>OR DR TOT</th> <th>PF</th> <th>FD</th> <th></th> <th></th> <th></th> <th>BS BA</th> <th></th> </tr> </thead> <tbody> <tr><td>5 Amber Brown</td><td>F</td><td>32:17</td><td>6-9</td><td>0-0</td><td>5-8</td><td>4</td><td>10</td><td>14</td><td>1</td><td>6</td><td>17</td><td>2</td><td>4</td><td>2</td><td>0</td><td>0</td><td>5</td></tr> <tr><td>23 Rita Igbokwe</td><td>F</td><td>15:54</td><td>2-5</td><td>0-0</td><td>0-0</td><td>3</td><td>1</td><td>4</td><td>3</td><td>0</td><td>4</td><td>0</td><td>1</td><td>0</td><td>1</td><td>0</td><td>3</td></tr> <tr><td>2 Liatu King</td><td>G</td><td>26:53</td><td>2-6</td><td>0-0</td><td>1-2</td><td>4</td><td>5</td><td>9</td><td>3</td><td>4</td><td>5</td><td>1</td><td>3</td><td>0</td><td>1</td><td>0</td><td>10</td></tr> <tr><td>4 Emy Hayford</td><td>G</td><td>26:54</td><td>2-6</td><td>1-2</td><td>0-0</td><td>0</td><td>3</td><td>3</td><td>3</td><td>0</td><td>5</td><td>3</td><td>1</td><td>0</td><td>0</td><td>1</td><td>8</td></tr> <tr><td>20 Jayla Everett</td><td>G</td><td>28:19</td><td>2-8</td><td>0-1</td><td>4-4</td><td>1</td><td>6</td><td>7</td><td>3</td><td>3</td><td>8</td><td>1</td><td>5</td><td>1</td><td>2</td><td>0</td><td>9</td></tr> <tr><td>1 Dayshannette Harris</td><td>F</td><td>14:19</td><td>2-6</td><td>0-0</td><td>4-6</td><td>0</td><td>0</td><td>0</td><td>2</td><td>3</td><td>8</td><td>2</td><td>3</td><td>0</td><td>1</td><td>0</td><td>4</td></tr> <tr><td>3 Taisha Exanor</td><td>F</td><td>26:02</td><td>4-7</td><td>3-5</td><td>0-0</td><td>1</td><td>4</td><td>5</td><td>1</td><td>1</td><td>11</td><td>0</td><td>1</td><td>2</td><td>0</td><td>0</td><td>11</td></tr> <tr><td>15 Mary Dunn</td><td>F</td><td>05:43</td><td>0-2</td><td>0-1</td><td>0-0</td><td>0</td><td>1</td><td>1</td><td>0</td><td>0</td><td>0</td><td>0</td><td>1</td><td>0</td><td>0</td><td>0</td><td>-4</td></tr> <tr><td>0 Sandrine Clesca</td><td>F</td><td>08:47</td><td>1-2</td><td>0-0</td><td>0-0</td><td>0</td><td>0</td><td>0</td><td>1</td><td>0</td><td>2</td><td>0</td><td>2</td><td>0</td><td>0</td><td>0</td><td>1</td></tr> <tr><td>31 Destiny Strother</td><td>F</td><td>05:09</td><td>0-1</td><td>0-0</td><td>0-0</td><td>0</td><td>1</td><td>1</td><td>0</td><td>0</td><td>0</td><td>0</td><td>0</td><td>0</td><td>0</td><td>0</td><td>-6</td></tr> <tr><td>13 Tracey Hueston</td><td>F</td><td>09:43</td><td>2-2</td><td>0-0</td><td>0-0</td><td>1</td><td>2</td><td>3</td><td>1</td><td>0</td><td>4</td><td>0</td><td>1</td><td>1</td><td>0</td><td>0</td><td>12</td></tr> <tr><td>Team</td><td></td><td></td><td></td><td></td><td></td><td>3</td><td>1</td><td>4</td><td></td><td></td><td>0</td><td></td><td></td><td></td><td></td><td></td><td></td></tr> <tr><td>Totals</td><td></td><td>23:54</td><td>4-9</td><td>14:20</td><td>17</td><td>34</td><td>51</td><td>18</td><td>17</td><td>64</td><td>11</td><td>22</td><td>6</td><td>5</td><td>1</td><td>10</td><td></td></tr> </tbody> </table>													NO. Name	Min	FG	3P	FT	Rebounds	Fouls	TP	AS	TO	ST	Blocks	+/-			M/A	M/A	M/A	OR DR TOT	PF	FD				BS BA		5 Amber Brown	F	32:17	6-9	0-0	5-8	4	10	14	1	6	17	2	4	2	0	0	5	23 Rita Igbokwe	F	15:54	2-5	0-0	0-0	3	1	4	3	0	4	0	1	0	1	0	3	2 Liatu King	G	26:53	2-6	0-0	1-2	4	5	9	3	4	5	1	3	0	1	0	10	4 Emy Hayford	G	26:54	2-6	1-2	0-0	0	3	3	3	0	5	3	1	0	0	1	8	20 Jayla Everett	G	28:19	2-8	0-1	4-4	1	6	7	3	3	8	1	5	1	2	0	9	1 Dayshannette Harris	F	14:19	2-6	0-0	4-6	0	0	0	2	3	8	2	3	0	1	0	4	3 Taisha Exanor	F	26:02	4-7	3-5	0-0	1	4	5	1	1	11	0	1	2	0	0	11	15 Mary Dunn	F	05:43	0-2	0-1	0-0	0	1	1	0	0	0	0	1	0	0	0	-4	0 Sandrine Clesca	F	08:47	1-2	0-0	0-0	0	0	0	1	0	2	0	2	0	0	0	1	31 Destiny Strother	F	05:09	0-1	0-0	0-0	0	1	1	0	0	0	0	0	0	0	0	-6	13 Tracey Hueston	F	09:43	2-2	0-0	0-0	1	2	3	1	0	4	0	1	1	0	0	12	Team						3	1	4			0							Totals		23:54	4-9	14:20	17	34	51	18	17	64	11	22	6	5	1	10		<table border="1"> <thead> <tr> <th colspan="13">Shooting By Period</th> </tr> </thead> <tbody> <tr><td>1st FG%</td><td>9-19</td><td>47.4%</td></tr> <tr><td>3PT%</td><td>1-3</td><td>33.3%</td></tr> <tr><td>FT%</td><td>1-2</td><td>50%</td></tr> <tr><td>2nd FG%</td><td>6-13</td><td>46.2%</td></tr> <tr><td>3PT%</td><td>0-2</td><td>0.0%</td></tr> <tr><td>FT%</td><td>4-5</td><td>80%</td></tr> <tr><td>3rd FG%</td><td>7-12</td><td>58.3%</td></tr> <tr><td>3PT%</td><td>2-3</td><td>66.7%</td></tr> <tr><td>FT%</td><td>4-5</td><td>80%</td></tr> <tr><td>4th FG%</td><td>1-10</td><td>10.0%</td></tr> <tr><td>3PT%</td><td>1-1</td><td>100.0%</td></tr> <tr><td>FT%</td><td>5-8</td><td>62.5%</td></tr> <tr><td>GM FG%</td><td>23-54</td><td>42.6%</td></tr> <tr><td>3PT%</td><td>4-9</td><td>44.4%</td></tr> <tr><td>FT%</td><td>14-20</td><td>70.0%</td></tr> </tbody> </table>													Shooting By Period													1st FG%	9-19	47.4%	3PT%	1-3	33.3%	FT%	1-2	50%	2nd FG%	6-13	46.2%	3PT%	0-2	0.0%	FT%	4-5	80%	3rd FG%	7-12	58.3%	3PT%	2-3	66.7%	FT%	4-5	80%	4th FG%	1-10	10.0%	3PT%	1-1	100.0%	FT%	5-8	62.5%	GM FG%	23-54	42.6%	3PT%	4-9	44.4%	FT%	14-20	70.0%					
NO. Name	Min	FG	3P	FT	Rebounds	Fouls	TP	AS	TO	ST	Blocks	+/-																																																																																																																																																																																																																																																																																																																																																
		M/A	M/A	M/A	OR DR TOT	PF	FD				BS BA																																																																																																																																																																																																																																																																																																																																																	
5 Amber Brown	F	32:17	6-9	0-0	5-8	4	10	14	1	6	17	2	4	2	0	0	5																																																																																																																																																																																																																																																																																																																																											
23 Rita Igbokwe	F	15:54	2-5	0-0	0-0	3	1	4	3	0	4	0	1	0	1	0	3																																																																																																																																																																																																																																																																																																																																											
2 Liatu King	G	26:53	2-6	0-0	1-2	4	5	9	3	4	5	1	3	0	1	0	10																																																																																																																																																																																																																																																																																																																																											
4 Emy Hayford	G	26:54	2-6	1-2	0-0	0	3	3	3	0	5	3	1	0	0	1	8																																																																																																																																																																																																																																																																																																																																											
20 Jayla Everett	G	28:19	2-8	0-1	4-4	1	6	7	3	3	8	1	5	1	2	0	9																																																																																																																																																																																																																																																																																																																																											
1 Dayshannette Harris	F	14:19	2-6	0-0	4-6	0	0	0	2	3	8	2	3	0	1	0	4																																																																																																																																																																																																																																																																																																																																											
3 Taisha Exanor	F	26:02	4-7	3-5	0-0	1	4	5	1	1	11	0	1	2	0	0	11																																																																																																																																																																																																																																																																																																																																											
15 Mary Dunn	F	05:43	0-2	0-1	0-0	0	1	1	0	0	0	0	1	0	0	0	-4																																																																																																																																																																																																																																																																																																																																											
0 Sandrine Clesca	F	08:47	1-2	0-0	0-0	0	0	0	1	0	2	0	2	0	0	0	1																																																																																																																																																																																																																																																																																																																																											
31 Destiny Strother	F	05:09	0-1	0-0	0-0	0	1	1	0	0	0	0	0	0	0	0	-6																																																																																																																																																																																																																																																																																																																																											
13 Tracey Hueston	F	09:43	2-2	0-0	0-0	1	2	3	1	0	4	0	1	1	0	0	12																																																																																																																																																																																																																																																																																																																																											
Team						3	1	4			0																																																																																																																																																																																																																																																																																																																																																	
Totals		23:54	4-9	14:20	17	34	51	18	17	64	11	22	6	5	1	10																																																																																																																																																																																																																																																																																																																																												
Shooting By Period																																																																																																																																																																																																																																																																																																																																																												
1st FG%	9-19	47.4%																																																																																																																																																																																																																																																																																																																																																										
3PT%	1-3	33.3%																																																																																																																																																																																																																																																																																																																																																										
FT%	1-2	50%																																																																																																																																																																																																																																																																																																																																																										
2nd FG%	6-13	46.2%																																																																																																																																																																																																																																																																																																																																																										
3PT%	0-2	0.0%																																																																																																																																																																																																																																																																																																																																																										
FT%	4-5	80%																																																																																																																																																																																																																																																																																																																																																										
3rd FG%	7-12	58.3%																																																																																																																																																																																																																																																																																																																																																										
3PT%	2-3	66.7%																																																																																																																																																																																																																																																																																																																																																										
FT%	4-5	80%																																																																																																																																																																																																																																																																																																																																																										
4th FG%	1-10	10.0%																																																																																																																																																																																																																																																																																																																																																										
3PT%	1-1	100.0%																																																																																																																																																																																																																																																																																																																																																										
FT%	5-8	62.5%																																																																																																																																																																																																																																																																																																																																																										
GM FG%	23-54	42.6%																																																																																																																																																																																																																																																																																																																																																										
3PT%	4-9	44.4%																																																																																																																																																																																																																																																																																																																																																										
FT%	14-20	70.0%																																																																																																																																																																																																																																																																																																																																																										
<table border="1"> <thead> <tr> <th colspan="13">Ball State - 54</th> </tr> </thead> <tbody> <tr><td>10 Thelma Dis Agudostottir</td><td>F</td><td>24:47</td><td>2-7</td><td>1-6</td><td>0-0</td><td>0</td><td>2</td><td>1</td><td>5</td><td>1</td><td>2</td><td>1</td><td>0</td><td>0</td><td>0</td><td>-14</td></tr> <tr><td>11 Sydney Freeman</td><td>A</td><td>30:55</td><td>3-12</td><td>2-10</td><td>2-2</td><td>0</td><td>3</td><td>3</td><td>1</td><td>1</td><td>10</td><td>5</td><td>1</td><td>2</td><td>0</td><td>1</td><td>-5</td></tr> <tr><td>30 Anna Clephane</td><td>G</td><td>34:26</td><td>6-14</td><td>1-2</td><td>4-9</td><td>3</td><td>0</td><td>3</td><td>2</td><td>17</td><td>2</td><td>3</td><td>3</td><td>0</td><td>3</td><td>-7</td></tr> <tr><td>0 Ally Becki</td><td>F</td><td>30:32</td><td>0-3</td><td>0-1</td><td>2-2</td><td>0</td><td>2</td><td>2</td><td>3</td><td>1</td><td>2</td><td>3</td><td>0</td><td>0</td><td>0</td><td>-10</td></tr> <tr><td>14 Marie Kiefer</td><td>F</td><td>24:24</td><td>2-8</td><td>0-5</td><td>0-2</td><td>2</td><td>8</td><td>10</td><td>3</td><td>4</td><td>4</td><td>0</td><td>0</td><td>1</td><td>0</td><td>-4</td></tr> <tr><td>2 Chyna Lalimer</td><td>F</td><td>14:17</td><td>0-5</td><td>0-2</td><td>0-0</td><td>2</td><td>1</td><td>3</td><td>0</td><td>0</td><td>1</td><td>1</td><td>0</td><td>0</td><td>0</td><td>-6</td></tr> <tr><td>13 Ivet Subratis</td><td>F</td><td>13:04</td><td>2-5</td><td>1-3</td><td>0-0</td><td>0</td><td>0</td><td>0</td><td>1</td><td>0</td><td>5</td><td>1</td><td>2</td><td>1</td><td>0</td><td>-6</td></tr> <tr><td>42 Annie Rauch</td><td>F</td><td>16:32</td><td>2-3</td><td>0-0</td><td>4-6</td><td>3</td><td>1</td><td>4</td><td>1</td><td>3</td><td>8</td><td>0</td><td>0</td><td>1</td><td>0</td><td>-3</td></tr> <tr><td>20 Jazmyne Turner</td><td>F</td><td>03:08</td><td>0-0</td><td>0-0</td><td>1-2</td><td>0</td><td>1</td><td>1</td><td>2</td><td>1</td><td>1</td><td>0</td><td>0</td><td>0</td><td>0</td><td>2</td></tr> <tr><td>22 Estel Puigros</td><td>F</td><td>05:29</td><td>1-3</td><td>0-1</td><td>0-0</td><td>0</td><td>1</td><td>1</td><td>2</td><td>0</td><td>2</td><td>0</td><td>0</td><td>0</td><td>0</td><td>-1</td></tr> <tr><td>24 Madelyn Bischoff</td><td>F</td><td>02:26</td><td>0-0</td><td>0-0</td><td>0-0</td><td>0</td><td>1</td><td>1</td><td>0</td><td>0</td><td>0</td><td>0</td><td>0</td><td>0</td><td>0</td><td>2</td></tr> <tr><td>Team</td><td></td><td></td><td></td><td></td><td></td><td>1</td><td>1</td><td>2</td><td></td><td></td><td>0</td><td></td><td></td><td></td><td></td><td></td></tr> <tr><td>Totals</td><td></td><td>16:60</td><td>5-30</td><td>13-23</td><td>11</td><td>19</td><td>30</td><td>17</td><td>16</td><td>54</td><td>13</td><td>9</td><td>9</td><td>1</td><td>5</td><td>-10</td></tr> </tbody> </table>													Ball State - 54													10 Thelma Dis Agudostottir	F	24:47	2-7	1-6	0-0	0	2	1	5	1	2	1	0	0	0	-14	11 Sydney Freeman	A	30:55	3-12	2-10	2-2	0	3	3	1	1	10	5	1	2	0	1	-5	30 Anna Clephane	G	34:26	6-14	1-2	4-9	3	0	3	2	17	2	3	3	0	3	-7	0 Ally Becki	F	30:32	0-3	0-1	2-2	0	2	2	3	1	2	3	0	0	0	-10	14 Marie Kiefer	F	24:24	2-8	0-5	0-2	2	8	10	3	4	4	0	0	1	0	-4	2 Chyna Lalimer	F	14:17	0-5	0-2	0-0	2	1	3	0	0	1	1	0	0	0	-6	13 Ivet Subratis	F	13:04	2-5	1-3	0-0	0	0	0	1	0	5	1	2	1	0	-6	42 Annie Rauch	F	16:32	2-3	0-0	4-6	3	1	4	1	3	8	0	0	1	0	-3	20 Jazmyne Turner	F	03:08	0-0	0-0	1-2	0	1	1	2	1	1	0	0	0	0	2	22 Estel Puigros	F	05:29	1-3	0-1	0-0	0	1	1	2	0	2	0	0	0	0	-1	24 Madelyn Bischoff	F	02:26	0-0	0-0	0-0	0	1	1	0	0	0	0	0	0	0	2	Team						1	1	2			0						Totals		16:60	5-30	13-23	11	19	30	17	16	54	13	9	9	1	5	-10	<table border="1"> <thead> <tr> <th colspan="13">Shooting By Period</th> </tr> </thead> <tbody> <tr><td>1st FG%</td><td>5-13</td><td>38.5%</td></tr> <tr><td>3PT%</td><td>3-10</td><td>30.0%</td></tr> <tr><td>FT%</td><td>2-4</td><td>50%</td></tr> <tr><td>2nd FG%</td><td>5-18</td><td>27.8%</td></tr> <tr><td>3PT%</td><td>1-6</td><td>16.7%</td></tr> <tr><td>FT%</td><td>8-14</td><td>57.1%</td></tr> <tr><td>3rd FG%</td><td>4-16</td><td>25.0%</td></tr> <tr><td>3PT%</td><td>1-8</td><td>12.5%</td></tr> <tr><td>FT%</td><td>3-5</td><td>60%</td></tr> <tr><td>4th FG%</td><td>1-13</td><td>7.7%</td></tr> <tr><td>3PT%</td><td>0-6</td><td>0.0%</td></tr> <tr><td>FT%</td><td>0-0</td><td>0%</td></tr> <tr><td>GM FG%</td><td>18-60</td><td>30.0%</td></tr> <tr><td>3PT%</td><td>5-30</td><td>16.7%</td></tr> <tr><td>FT%</td><td>13-23</td><td>56.5%</td></tr> </tbody> </table>													Shooting By Period													1st FG%	5-13	38.5%	3PT%	3-10	30.0%	FT%	2-4	50%	2nd FG%	5-18	27.8%	3PT%	1-6	16.7%	FT%	8-14	57.1%	3rd FG%	4-16	25.0%	3PT%	1-8	12.5%	FT%	3-5	60%	4th FG%	1-13	7.7%	3PT%	0-6	0.0%	FT%	0-0	0%	GM FG%	18-60	30.0%	3PT%	5-30	16.7%	FT%	13-23	56.5%																														
Ball State - 54																																																																																																																																																																																																																																																																																																																																																												
10 Thelma Dis Agudostottir	F	24:47	2-7	1-6	0-0	0	2	1	5	1	2	1	0	0	0	-14																																																																																																																																																																																																																																																																																																																																												
11 Sydney Freeman	A	30:55	3-12	2-10	2-2	0	3	3	1	1	10	5	1	2	0	1	-5																																																																																																																																																																																																																																																																																																																																											
30 Anna Clephane	G	34:26	6-14	1-2	4-9	3	0	3	2	17	2	3	3	0	3	-7																																																																																																																																																																																																																																																																																																																																												
0 Ally Becki	F	30:32	0-3	0-1	2-2	0	2	2	3	1	2	3	0	0	0	-10																																																																																																																																																																																																																																																																																																																																												
14 Marie Kiefer	F	24:24	2-8	0-5	0-2	2	8	10	3	4	4	0	0	1	0	-4																																																																																																																																																																																																																																																																																																																																												
2 Chyna Lalimer	F	14:17	0-5	0-2	0-0	2	1	3	0	0	1	1	0	0	0	-6																																																																																																																																																																																																																																																																																																																																												
13 Ivet Subratis	F	13:04	2-5	1-3	0-0	0	0	0	1	0	5	1	2	1	0	-6																																																																																																																																																																																																																																																																																																																																												
42 Annie Rauch	F	16:32	2-3	0-0	4-6	3	1	4	1	3	8	0	0	1	0	-3																																																																																																																																																																																																																																																																																																																																												
20 Jazmyne Turner	F	03:08	0-0	0-0	1-2	0	1	1	2	1	1	0	0	0	0	2																																																																																																																																																																																																																																																																																																																																												
22 Estel Puigros	F	05:29	1-3	0-1	0-0	0	1	1	2	0	2	0	0	0	0	-1																																																																																																																																																																																																																																																																																																																																												
24 Madelyn Bischoff	F	02:26	0-0	0-0	0-0	0	1	1	0	0	0	0	0	0	0	2																																																																																																																																																																																																																																																																																																																																												
Team						1	1	2			0																																																																																																																																																																																																																																																																																																																																																	
Totals		16:60	5-30	13-23	11	19	30	17	16	54	13	9	9	1	5	-10																																																																																																																																																																																																																																																																																																																																												
Shooting By Period																																																																																																																																																																																																																																																																																																																																																												
1st FG%	5-13	38.5%																																																																																																																																																																																																																																																																																																																																																										
3PT%	3-10	30.0%																																																																																																																																																																																																																																																																																																																																																										
FT%	2-4	50%																																																																																																																																																																																																																																																																																																																																																										
2nd FG%	5-18	27.8%																																																																																																																																																																																																																																																																																																																																																										
3PT%	1-6	16.7%																																																																																																																																																																																																																																																																																																																																																										
FT%	8-14	57.1%																																																																																																																																																																																																																																																																																																																																																										
3rd FG%	4-16	25.0%																																																																																																																																																																																																																																																																																																																																																										
3PT%	1-8	12.5%																																																																																																																																																																																																																																																																																																																																																										
FT%	3-5	60%																																																																																																																																																																																																																																																																																																																																																										
4th FG%	1-13	7.7%																																																																																																																																																																																																																																																																																																																																																										
3PT%	0-6	0.0%																																																																																																																																																																																																																																																																																																																																																										
FT%	0-0	0%																																																																																																																																																																																																																																																																																																																																																										
GM FG%	18-60	30.0%																																																																																																																																																																																																																																																																																																																																																										
3PT%	5-30	16.7%																																																																																																																																																																																																																																																																																																																																																										
FT%	13-23	56.5%																																																																																																																																																																																																																																																																																																																																																										
<table border="1"> <thead> <tr> <th colspan="13">Pittsburgh - 51</th> </tr> </thead> <tbody> <tr><td>45 Jalynda Salley</td><td>C</td><td>24:26</td><td>2-7</td><td>0-0</td><td>0-0</td><td>5</td><td>5</td><td>10</td><td>1</td><td>1</td><td>4</td><td>0</td><td>1</td><td>1</td><td>1</td><td>3</td><td>-7</td></tr> <tr><td>1 Mossi Staples</td><td>G</td><td>40:00</td><td>2-13</td><td>2-8</td><td>3-6</td><td>0</td><td>0</td><td>0</td><td>4</td><td>3</td><td>9</td><td>3</td><td>2</td><td>1</td><td>0</td><td>2</td><td>-16</td></tr> <tr><td>3 Alyyah Lawson</td><td>G</td><td>40:00</td><td>5-19</td><td>4-13</td><td>0-0</td><td>1</td><td>3</td><td>4</td><td>2</td><td>14</td><td>6</td><td>2</td><td>0</td><td>0</td><td>0</td><td>2</td><td>-16</td></tr> <tr><td>10 Jewel Watkins</td><td>G</td><td>28:55</td><td>0-4</td><td>0-2</td><td>2-2</td><td>1</td><td>3</td><td>4</td><td>2</td><td>1</td><td>2</td><td>0</td><td>3</td><td>0</td><td>0</td><td>0</td><td>-17</td></tr> <tr><td>20 Jata Alexander</td><td>G</td><td>36:47</td><td>5-18</td><td>0-2</td><td>6-6</td><td>2</td><td>7</td><td>9</td><td>1</td><td>3</td><td>16</td><td>1</td><td>4</td><td>0</td><td>0</td><td>2</td><td>-14</td></tr> <tr><td>21 Colleen Bucknor</td><td>F</td><td>29:52</td><td>1-3</td><td>0-0</td><td>4-6</td><td>1</td><td>8</td><td>9</td><td>2</td><td>3</td><td>6</td><td>0</td><td>0</td><td>3</td><td>4</td><td>1</td><td>-10</td></tr> <tr><td>Team</td><td></td><td></td><td></td><td></td><td></td><td>4</td><td>4</td><td>8</td><td></td><td></td><td>0</td><td></td><td></td><td></td><td></td><td></td><td></td></tr> <tr><td>Totals</td><td></td><td>15:64</td><td>6-25</td><td>15-20</td><td>14</td><td>30</td><td>44</td><td>13</td><td>13</td><td>51</td><td>10</td><td>13</td><td>5</td><td>5</td><td>10</td><td>-16</td></tr> </tbody> </table>													Pittsburgh - 51													45 Jalynda Salley	C	24:26	2-7	0-0	0-0	5	5	10	1	1	4	0	1	1	1	3	-7	1 Mossi Staples	G	40:00	2-13	2-8	3-6	0	0	0	4	3	9	3	2	1	0	2	-16	3 Alyyah Lawson	G	40:00	5-19	4-13	0-0	1	3	4	2	14	6	2	0	0	0	2	-16	10 Jewel Watkins	G	28:55	0-4	0-2	2-2	1	3	4	2	1	2	0	3	0	0	0	-17	20 Jata Alexander	G	36:47	5-18	0-2	6-6	2	7	9	1	3	16	1	4	0	0	2	-14	21 Colleen Bucknor	F	29:52	1-3	0-0	4-6	1	8	9	2	3	6	0	0	3	4	1	-10	Team						4	4	8			0							Totals		15:64	6-25	15-20	14	30	44	13	13	51	10	13	5	5	10	-16	<table border="1"> <thead> <tr> <th colspan="13">Shooting By Period</th> </tr> </thead> <tbody> <tr><td>1st FG%</td><td>3-16</td><td>18.8%</td></tr> <tr><td>3PT%</td><td>0-10</td><td>0.0%</td></tr> <tr><td>FT%</td><td>3-0</td><td>0%</td></tr> <tr><td>2nd FG%</td><td>3-15</td><td>20.0%</td></tr> <tr><td>3PT%</td><td>1-5</td><td>20.0%</td></tr> <tr><td>FT%</td><td>8-10</td><td>80%</td></tr> <tr><td>3rd FG%</td><td>7-19</td><td>36.8%</td></tr> <tr><td>3PT%</td><td>1-2</td><td>50.0%</td></tr> <tr><td>FT%</td><td>4-4</td><td>100%</td></tr> <tr><td>4th FG%</td><td>2-14</td><td>14.3%</td></tr> <tr><td>3PT%</td><td>1-8</td><td>12.5%</td></tr> <tr><td>FT%</td><td>3-6</td><td>50%</td></tr> <tr><td>GM FG%</td><td>15-64</td><td>23.4%</td></tr> <tr><td>3PT%</td><td>6-25</td><td>24.0%</td></tr> <tr><td>FT%</td><td>15-20</td><td>75.0%</td></tr> </tbody> </table>													Shooting By Period													1st FG%	3-16	18.8%	3PT%	0-10	0.0%	FT%	3-0	0%	2nd FG%	3-15	20.0%	3PT%	1-5	20.0%	FT%	8-10	80%	3rd FG%	7-19	36.8%	3PT%	1-2	50.0%	FT%	4-4	100%	4th FG%	2-14	14.3%	3PT%	1-8	12.5%	FT%	3-6	50%	GM FG%	15-64	23.4%	3PT%	6-25	24.0%	FT%	15-20	75.0%																																																																																																													
Pittsburgh - 51																																																																																																																																																																																																																																																																																																																																																												
45 Jalynda Salley	C	24:26	2-7	0-0	0-0	5	5	10	1	1	4	0	1	1	1	3	-7																																																																																																																																																																																																																																																																																																																																											
1 Mossi Staples	G	40:00	2-13	2-8	3-6	0	0	0	4	3	9	3	2	1	0	2	-16																																																																																																																																																																																																																																																																																																																																											
3 Alyyah Lawson	G	40:00	5-19	4-13	0-0	1	3	4	2	14	6	2	0	0	0	2	-16																																																																																																																																																																																																																																																																																																																																											
10 Jewel Watkins	G	28:55	0-4	0-2	2-2	1	3	4	2	1	2	0	3	0	0	0	-17																																																																																																																																																																																																																																																																																																																																											
20 Jata Alexander	G	36:47	5-18	0-2	6-6	2	7	9	1	3	16	1	4	0	0	2	-14																																																																																																																																																																																																																																																																																																																																											
21 Colleen Bucknor	F	29:52	1-3	0-0	4-6	1	8	9	2	3	6	0	0	3	4	1	-10																																																																																																																																																																																																																																																																																																																																											
Team						4	4	8			0																																																																																																																																																																																																																																																																																																																																																	
Totals		15:64	6-25	15-20	14	30	44	13	13	51	10	13	5	5	10	-16																																																																																																																																																																																																																																																																																																																																												
Shooting By Period																																																																																																																																																																																																																																																																																																																																																												
1st FG%	3-16	18.8%																																																																																																																																																																																																																																																																																																																																																										
3PT%	0-10	0.0%																																																																																																																																																																																																																																																																																																																																																										
FT%	3-0	0%																																																																																																																																																																																																																																																																																																																																																										
2nd FG%	3-15	20.0%																																																																																																																																																																																																																																																																																																																																																										
3PT%	1-5	20.0%																																																																																																																																																																																																																																																																																																																																																										
FT%	8-10	80%																																																																																																																																																																																																																																																																																																																																																										
3rd FG%	7-19	36.8%																																																																																																																																																																																																																																																																																																																																																										
3PT%	1-2	50.0%																																																																																																																																																																																																																																																																																																																																																										
FT%	4-4	100%																																																																																																																																																																																																																																																																																																																																																										
4th FG%	2-14	14.3%																																																																																																																																																																																																																																																																																																																																																										
3PT%	1-8	12.5%																																																																																																																																																																																																																																																																																																																																																										
FT%	3-6	50%																																																																																																																																																																																																																																																																																																																																																										
GM FG%	15-64	23.4%																																																																																																																																																																																																																																																																																																																																																										
3PT%	6-25	24.0%																																																																																																																																																																																																																																																																																																																																																										
FT%	15-20	75.0%																																																																																																																																																																																																																																																																																																																																																										
<table border="1"> <thead> <tr> <th colspan="13">Ball State - 54</th> </tr> </thead> <tbody> <tr><td>5 Amber Brown</td><td>F</td><td>29:15</td><td>7-11</td><td>0-0</td><td>6-12</td><td>2</td><td>4</td><td>6</td><td>0</td><td>7</td><td>20</td><td>3</td><td>2</td><td>2</td><td>0</td><td>2</td><td>17</td></tr> <tr><td>23 Rita Igbokwe</td><td>F</td><td>17:01</td><td>2-4</td><td>0-0</td><td>0-0</td><td>1</td><td>4</td><td>5</td><td>1</td><td>1</td><td>4</td><td>0</td><td>1</td><td>2</td><td>5</td><td>0</td><td>10</td></tr> <tr><td>2 Liatu King</td><td>G</td><td>23:22</td><td>1-4</td><td>0-0</td><td>2-2</td><td>2</td><td>13</td><td>15</td><td>1</td><td>1</td><td>4</td><td>1</td><td>4</td><td>1</td><td>0</td><td>1</td><td>14</td></tr> <tr><td>4 Emy Hayford</td><td>G</td><td>21:10</td><td>2-6</td><td>0-1</td><td>2-2</td><td>1</td><td>0</td><td>1</td><td>0</td><td>1</td><td>6</td><td>2</td><td>3</td><td>0</td><td>0</td><td>0</td><td>12</td></tr> <tr><td>20 Jayla Everett</td><td>G</td><td>27:04</td><td>6-18</td><td>3-10</td><td>0-0</td><td>0</td><td>1</td><td>1</td><td>2</td><td>1</td><td>15</td><td>2</td><td>3</td><td>2</td><td>0</td><td>0</td><td>15</td></tr> <tr><td>0 Sandrine Clesca</td><td>F</td><td>14:53</td><td>1-1</td><td>0-0</td><td>0-0</td><td>0</td><td>3</td><td>3</td><td>0</td><td>0</td><td>2</td><td>3</td><td>1</td><td>0</td><td>1</td><td>0</td><td>-5</td></tr> <tr><td>15 Mary Dunn</td><td>F</td><td>10:40</td><td>2-4</td><td>2-2</td><td>0-0</td><td>0</td><td>1</td><td>2</td><td>3</td><td>1</td><td>0</td><td>0</td><td>1</td><td>0</td><td>1</td><td>1</td><td>-7</td></tr> <tr><td>3 Taisha Exanor</td><td>F</td><td>13:01</td><td>0-2</td><td>0-1</td><td>0-0</td><td>1</td><td>1</td><td>2</td><td>1</td><td>0</td><td>0</td><td>0</td><td>1</td><td>0</td><td>0</td><td>1</td><td>-8</td></tr> <tr><td>21 Malayah Johnson</td><td>F</td><td>02:07</td><td>0-1</td><td>0-0</td><td>0-0</td><td>1</td><td>1</td><td>1</td><td>0</td><td>0</td><td>0</td><td>0</td><td>0</td><td>0</td><td>0</td><td>0</td><td>3</td></tr> <tr><td>1 Dayshannette Harris</td><td>F</td><td>27:37</td><td>4-9</td><td>0-1</td><td>1-1</td><td>0</td><td>3</td><td>3</td><td>3</td><td>1</td><td>9</td><td>4</td><td>1</td><td>0</td><td>0</td><td>1</td><td>10</td></tr> <tr><td>31 Destiny Strother</td><td>F</td><td>04:58</td><td>0-1</td><td>0-0</td><td>0-0</td><td>1</td><td>1</td><td>1</td><td>0</td><td>0</td><td>0</td><td>0</td><td>0</td><td>0</td><td>0</td><td>0</td><td>8</td></tr> <tr><td>13 Tracey Hueston</td><td>F</td><td>08:52</td><td>0-1</td><td>0-0</td><td>1-2</td><td>0</td><td>1</td><td>1</td><td>4</td><td>1</td><td>1</td><td>0</td><td>1</td><td>0</td><td>2</td><td>0</td><td>11</td></tr> <tr><td>Team</td><td></td><td></td><td></td><td></td><td></td><td>3</td><td>2</td><td>5</td><td></td><td></td><td>0</td><td></td><td></td><td></td><td></td><td></td><td></td></tr> <tr><td>Totals</td><td></td><td>25:62</td><td>5-17</td><td>12-19</td><td>11</td><td>36</td><td>47</td><td>13</td><td>13</td><td>67</td><td>17</td><td>13</td><td>7</td><td>10</td><td>5</td><td>16</td><td></td></tr> </tbody> </table>													Ball State - 54													5 Amber Brown	F	29:15	7-11	0-0	6-12	2	4	6	0	7	20	3	2	2	0	2	17	23 Rita Igbokwe	F	17:01	2-4	0-0	0-0	1	4	5	1	1	4	0	1	2	5	0	10	2 Liatu King	G	23:22	1-4	0-0	2-2	2	13	15	1	1	4	1	4	1	0	1	14	4 Emy Hayford	G	21:10	2-6	0-1	2-2	1	0	1	0	1	6	2	3	0	0	0	12	20 Jayla Everett	G	27:04	6-18	3-10	0-0	0	1	1	2	1	15	2	3	2	0	0	15	0 Sandrine Clesca	F	14:53	1-1	0-0	0-0	0	3	3	0	0	2	3	1	0	1	0	-5	15 Mary Dunn	F	10:40	2-4	2-2	0-0	0	1	2	3	1	0	0	1	0	1	1	-7	3 Taisha Exanor	F	13:01	0-2	0-1	0-0	1	1	2	1	0	0	0	1	0	0	1	-8	21 Malayah Johnson	F	02:07	0-1	0-0	0-0	1	1	1	0	0	0	0	0	0	0	0	3	1 Dayshannette Harris	F	27:37	4-9	0-1	1-1	0	3	3	3	1	9	4	1	0	0	1	10	31 Destiny Strother	F	04:58	0-1	0-0	0-0	1	1	1	0	0	0	0	0	0	0	0	8	13 Tracey Hueston	F	08:52	0-1	0-0	1-2	0	1	1	4	1	1	0	1	0	2	0	11	Team						3	2	5			0							Totals		25:62	5-17	12-19	11	36	47	13	13	67	17	13	7	10	5	16		<table border="1"> <thead> <tr> <th colspan="13">Shooting By Period</th> </tr> </thead> <tbody> <tr><td>1st FG%</td><td>4-15</td><td>26.7%</td></tr> <tr><td>3PT%</td><td>1-5</td><td>20.0%</td></tr> <tr><td>FT%</td><td>0-0</td><td>0%</td></tr> <tr><td>2nd FG%</td><td>6-15</td><td>40.0%</td></tr> <tr><td>3PT%</td><td>2-3</td><td>66.7%</td></tr> <tr><td>FT%</td><td>3-4</td><td>75%</td></tr> <tr><td>3rd FG%</td><td>8-15</td><td>53.3%</td></tr> <tr><td>3PT%</td><td>2-5</td><td>40.0%</td></tr> <tr><td>FT%</td><td>5-9</td><td>55.6%</td></tr> <tr><td>4th FG%</td><td>7-17</td><td>41.2%</td></tr> <tr><td>3PT%</td><td>0-4</td><td>0.0%</td></tr> <tr><td>FT%</td><td>4-6</td><td>66.7%</td></tr> <tr><td>GM FG%</td><td>25-62</td><td>40.3%</td></tr> <tr><td>3PT%</td><td>5-17</td><td>29.4%</td></tr> <tr><td>FT%</td><td>12-19</td><td>63.2%</td></tr> </tbody> </table>													Shooting By Period													1st FG%	4-15	26.7%	3PT%	1-5	20.0%	FT%	0-0	0%	2nd FG%	6-15	40.0%	3PT%	2-3	66.7%	FT%	3-4	75%	3rd FG%	8-15	53.3%	3PT%	2-5	40.0%	FT%	5-9	55.6%	4th FG%	7-17	41.2%	3PT%	0-4	0.0%	FT%	4-6	66.7%	GM FG%	25-62	40.3%	3PT%	5-17	29.4%	FT%	12-19	63.2%
Ball State - 54																																																																																																																																																																																																																																																																																																																																																												
5 Amber Brown	F	29:15	7-11	0-0	6-12	2	4	6	0	7	20	3	2	2	0	2	17																																																																																																																																																																																																																																																																																																																																											
23 Rita Igbokwe	F	17:01	2-4	0-0	0-0	1	4	5	1	1	4	0	1	2	5	0	10																																																																																																																																																																																																																																																																																																																																											
2 Liatu King	G	23:22	1-4	0-0	2-2	2	13	15	1	1	4	1	4	1	0	1	14																																																																																																																																																																																																																																																																																																																																											
4 Emy Hayford	G	21:10	2-6	0-1	2-2	1	0	1	0	1	6	2	3	0	0	0	12																																																																																																																																																																																																																																																																																																																																											
20 Jayla Everett	G	27:04	6-18	3-10	0-0	0	1	1	2	1	15	2	3	2	0	0	15																																																																																																																																																																																																																																																																																																																																											
0 Sandrine Clesca	F	14:53	1-1	0-0	0-0	0	3	3	0	0	2	3	1	0	1	0	-5																																																																																																																																																																																																																																																																																																																																											
15 Mary Dunn	F	10:40	2-4	2-2	0-0	0	1	2	3	1	0	0	1	0	1	1	-7																																																																																																																																																																																																																																																																																																																																											
3 Taisha Exanor	F	13:01	0-2	0-1	0-0	1	1	2	1	0	0	0	1	0	0	1	-8																																																																																																																																																																																																																																																																																																																																											
21 Malayah Johnson	F	02:07	0-1	0-0	0-0	1	1	1	0	0	0	0	0	0	0	0	3																																																																																																																																																																																																																																																																																																																																											
1 Dayshannette Harris	F	27:37	4-9	0-1	1-1	0	3	3	3	1	9	4	1	0	0	1	10																																																																																																																																																																																																																																																																																																																																											
31 Destiny Strother	F	04:58	0-1	0-0	0-0	1	1	1	0	0	0	0	0	0	0	0	8																																																																																																																																																																																																																																																																																																																																											
13 Tracey Hueston	F	08:52	0-1	0-0	1-2	0	1	1	4	1	1	0	1	0	2	0	11																																																																																																																																																																																																																																																																																																																																											
Team						3	2	5			0																																																																																																																																																																																																																																																																																																																																																	
Totals		25:62	5-17	12-19	11	36	47	13	13	67	17	13	7	10	5	16																																																																																																																																																																																																																																																																																																																																												
Shooting By Period																																																																																																																																																																																																																																																																																																																																																												
1st FG%	4-15	26.7%																																																																																																																																																																																																																																																																																																																																																										
3PT%	1-5	20.0%																																																																																																																																																																																																																																																																																																																																																										
FT%	0-0	0%																																																																																																																																																																																																																																																																																																																																																										
2nd FG%	6-15	40.0%																																																																																																																																																																																																																																																																																																																																																										
3PT%	2-3	66.7%																																																																																																																																																																																																																																																																																																																																																										
FT%	3-4	75%																																																																																																																																																																																																																																																																																																																																																										
3rd FG%	8-15	53.3%																																																																																																																																																																																																																																																																																																																																																										
3PT%	2-5	40.0%																																																																																																																																																																																																																																																																																																																																																										
FT%	5-9	55.6%																																																																																																																																																																																																																																																																																																																																																										
4th FG%	7-17	41.2%																																																																																																																																																																																																																																																																																																																																																										
3PT%	0-4	0.0%																																																																																																																																																																																																																																																																																																																																																										
FT%	4-6	66.7%																																																																																																																																																																																																																																																																																																																																																										
GM FG%	25-62	40.3%																																																																																																																																																																																																																																																																																																																																																										
3PT%	5-17	29.4%																																																																																																																																																																																																																																																																																																																																																										
FT%	12-19	63.2%																																																																																																																																																																																																																																																																																																																																																										
<table border="1"> <thead> <tr> <th colspan="13">Pittsburgh - 51</th> </tr> </thead> <tbody> <tr><td>45 Jalynda Salley</td><td>C</td><td>24:26</td><td>2-7</td><td>0-0</td><td>0-0</td><td>5</td><td>5</td><td>10</td><td>1</td><td>1</td><td>4</td><td>0</td><td>1</td><td>1</td><td>1</td><td>3</td><td>-7</td></tr> <tr><td>1 Mossi Staples</td><td>G</td><td>40:00</td><td>2-13</td><td>2-8</td><td>3-6</td><td>0</td><td>0</td><td>0</td><td>4</td><td>3</td><td>9</td><td>3</td><td>2</td><td>1</td><td>0</td><td>2</td><td>-16</td></tr> <tr><td>3 Alyyah Lawson</td><td>G</td><td>40:00</td><td>5-19</td><td>4-13</td><td>0-0</td><td>1</td><td>3</td><td>4</td><td>2</td><td>14</td><td>6</td><td>2</td><td>0</td><td>0</td><td>0</td><td>2</td><td>-16</td></tr> <tr><td>10 Jewel Watkins</td><td>G</td><td>28:55</td><td>0-4</td><td>0-2</td><td>2-2</td><td>1</td><td>3</td><td>4</td><td>2</td><td>1</td><td>2</td><td>0</td><td>3</td><td>0</td><td>0</td><td>0</td><td>-17</td></tr> <tr><td>20 Jata Alexander</td><td>G</td><td>36:47</td><td>5-18</td><td>0-2</td><td>6-6</td><td>2</td><td>7</td><td>9</td><td>1</td><td>3</td><td>16</td><td>1</td><td>4</td><td>0</td><td>0</td><td>2</td><td>-14</td></tr> <tr><td>21 Colleen Bucknor</td><td>F</td><td>29:52</td><td>1-3</td><td>0-0</td><td>4-6</td><td>1</td><td>8</td><td>9</td><td>2</td><td>3</td><td>6</td><td>0</td><td>0</td><td>3</td><td>4</td><td>1</td><td>-10</td></tr> <tr><td>Team</td><td></td><td></td><td></td><td></td><td></td><td>4</td><td>4</td><td>8</td><td></td><td></td><td>0</td><td></td><td></td><td></td><td></td><td></td><td></td></tr> <tr><td>Totals</td><td></td><td>15:64</td><td>6-25</td><td>15-20</td><td>14</td><td>30</td><td>44</td><td>13</td><td>13</td><td>51</td><td>10</td><td>13</td><td>5</td><td>5</td><td>10</td><td>-16</td></tr> </tbody> </table>													Pittsburgh - 51													45 Jalynda Salley	C	24:26	2-7	0-0	0-0	5	5	10	1	1	4	0	1	1	1	3	-7	1 Mossi Staples	G	40:00	2-13	2-8	3-6	0	0	0	4	3	9	3	2	1	0	2	-16	3 Alyyah Lawson	G	40:00	5-19	4-13	0-0	1	3	4	2	14	6	2	0	0	0	2	-16	10 Jewel Watkins	G	28:55	0-4	0-2	2-2	1	3	4	2	1	2	0	3	0	0	0	-17	20 Jata Alexander	G	36:47	5-18	0-2	6-6	2	7	9	1	3	16	1	4	0	0	2	-14	21 Colleen Bucknor	F	29:52	1-3	0-0	4-6	1	8	9	2	3	6	0	0	3	4	1	-10	Team						4	4	8			0							Totals		15:64	6-25	15-20	14	30	44	13	13	51	10	13	5	5	10	-16	<table border="1"> <thead> <tr> <th colspan="13">Shooting By Period</th> </tr> </thead> <tbody> <tr><td>1st FG%</td><td>9-19</td><td>47.4%</td></tr> <tr><td>3PT%</td><td>1-3</td><td>33.3%</td></tr> <tr><td>FT%</td><td>1-2</td><td>50%</td></tr> <tr><td>2nd FG%</td><td>6-13</td><td>46.2%</td></tr> <tr><td>3PT%</td><td>0-2</td><td>0.0%</td></tr> <tr><td>FT%</td><td>4-5</td><td>80%</td></tr> <tr><td>3rd FG%</td><td>7-12</td><td>58.3%</td></tr> <tr><td>3PT%</td><td>2-3</td><td>66.7%</td></tr> <tr><td>FT%</td><td>4-5</td><td>80%</td></tr> <tr><td>4th FG%</td><td>1-10</td><td>10.0%</td></tr> <tr><td>3PT%</td><td>1-1</td><td>100.0%</td></tr> <tr><td>FT%</td><td>5-8</td><td>62.5%</td></tr> <tr><td>GM FG%</td><td>23-54</td><td>42.6%</td></tr> <tr><td>3PT%</td><td>4-9</td><td>44.4%</td></tr> <tr><td>FT%</td><td>14-20</td><td>70.0%</td></tr> </tbody> </table>													Shooting By Period													1st FG%	9-19	47.4%	3PT%	1-3	33.3%	FT%	1-2	50%	2nd FG%	6-13	46.2%	3PT%	0-2	0.0%	FT%	4-5	80%	3rd FG%	7-12	58.3%	3PT%	2-3	66.7%	FT%	4-5	80%	4th FG%	1-10	10.0%	3PT%	1-1	100.0%	FT%	5-8	62.5%	GM FG%	23-54	42.6%	3PT%	4-9	44.4%	FT%	14-20	70.0%																																																																																																													
Pittsburgh - 51																																																																																																																																																																																																																																																																																																																																																												
45 Jalynda Salley	C	24:26	2-7	0-0	0-0	5	5	10	1	1	4	0	1	1	1	3	-7																																																																																																																																																																																																																																																																																																																																											
1 Mossi Staples	G	40:00	2-13	2-8	3-6	0	0	0	4	3	9	3	2	1	0	2	-16																																																																																																																																																																																																																																																																																																																																											
3 Alyyah Lawson	G	40:00	5-19	4-13	0-0	1	3	4	2	14	6	2	0	0	0	2	-16																																																																																																																																																																																																																																																																																																																																											
10 Jewel Watkins	G	28:55	0-4	0-2	2-2	1	3	4	2	1	2	0	3	0	0	0	-17																																																																																																																																																																																																																																																																																																																																											
20 Jata Alexander	G	36:47	5-18	0-2	6-6	2	7	9	1	3	16	1	4	0	0	2	-14																																																																																																																																																																																																																																																																																																																																											
21 Colleen Bucknor	F	29:52	1-3	0-0	4-6	1	8	9	2	3	6	0	0	3	4	1	-10																																																																																																																																																																																																																																																																																																																																											
Team						4	4	8			0																																																																																																																																																																																																																																																																																																																																																	
Totals		15:64	6-25	15-20	14	30	44	13	13	51	10	13	5	5	10	-16																																																																																																																																																																																																																																																																																																																																												
Shooting By Period																																																																																																																																																																																																																																																																																																																																																												
1st FG%	9-19	47.4%																																																																																																																																																																																																																																																																																																																																																										
3PT%	1-3	33.3%																																																																																																																																																																																																																																																																																																																																																										
FT%	1-2	50%																																																																																																																																																																																																																																																																																																																																																										
2nd FG%	6-13	46.2%																																																																																																																																																																																																																																																																																																																																																										
3PT%	0-2	0.0%																																																																																																																																																																																																																																																																																																																																																										
FT%	4-5	80%																																																																																																																																																																																																																																																																																																																																																										
3rd FG%	7-12	58.3%																																																																																																																																																																																																																																																																																																																																																										
3PT%	2-3	66.7%																																																																																																																																																																																																																																																																																																																																																										
FT%	4-5	80%																																																																																																																																																																																																																																																																																																																																																										
4th FG%	1-10	10.0%																																																																																																																																																																																																																																																																																																																																																										
3PT%	1-1	100.0%																																																																																																																																																																																																																																																																																																																																																										
FT%	5-8	62.5%																																																																																																																																																																																																																																																																																																																																																										
GM FG%	23-54	42.6%																																																																																																																																																																																																																																																																																																																																																										
3PT%	4-9	44.4%																																																																																																																																																																																																																																																																																																																																																										
FT%	14-20	70.0%																																																																																																																																																																																																																																																																																																																																																										
<table border="1"> <thead> <tr> <th colspan="13">Ball State - 54</th> </tr> </thead> <tbody> <tr><td>5 Amber Brown</td><td>F</td><td>24:47</td><td>2-7</td><td>1-6</td><td>0-0</td><td>0</td><td>2</td><td>1</td><td>5</td><td>1</td><td>2</td><td>1</td><td>0</td><td>0</td><td>0</td><td>-14</td></tr> <tr><td>11 Sydney Freeman</td><td>A</td><td>30:55</td><td>3-12</td><td>2-10</td><td>2-2</td><td>0</td><td>3</td><td>3</td><td>1</td><td>1</td><td>10</td><td>5</td><td>1</td><td>2</td><td>0</td><td>1</td><td>-5</td></tr> <tr><td>30 Anna Clephane</td><td>G</td><td>34:26</td><td>6-14</td><td>1-2</td><td>4-9</td><td>3</td><td>0</td><td>3</td><td>2</td><td>17</td><td>2</td><td>3</td><td>3</td><td>0</td><td>3</td><td>-7</td></tr> <tr><td>0 Ally Becki</td><td>F</td><td>30:32</td><td>0-3</td><td>0-1</td><td>2-2</td><td>0</td><td>2</td><td>2</td><td>3</td><td>1</td><td>2</td><td>3</td><td>0</td><td>0</td><td>0</td><td>-10</td></tr> <tr><td>14 Marie Kiefer</td><td>F</td><td>24:24</td><td>2-8</td><td>0-5</td><td>0-2</td><td>2</td><td>8</td><td>10</td><td>3</td><td>4</td><td>4</td><td>0</td><td>0</td><td>1</td><td>0</td><td>-4</td></tr> <tr><td>2 Chyna Lalimer</td><td>F</td><td>14:17</td><td>0-5</td><td>0-2</td><td>0-0</td><td>2</td><td>1</td><td>3</td><td>0</td><td>0</td><td>1</td><td>1</td><td>0</td><td>0</td><td>0</td><td>-6</td></tr> <tr><td>13 Ivet Subratis</td><td>F</td><td>13:04</td><td>2-5</td><td>1-3</td><td>0-0</td><td>0</td><td>0</td><td>0</td><td>1</td><td>0</td><td>5</td><td>1</td><td>2</td><td>1</td><td>0</td><td>-6</td></tr> <tr><td>42 Annie Rauch</td><td>F</td><td>16:32</td><td>2-3</td><td>0-0</td><td>4-6</td><td>3</td><td>1</td><td>4</td><td>1</td><td>3</td><td>8</td><td>0</td><td>0</td><td>1</td><td>0</td><td>-3</td></tr> <tr><td>20 Jazmyne Turner</td><td>F</td><td>03:08</td><td>0-0</td><td>0-0</td><td>1-2</td><td>0</td><td>1</td><td>1</td><td>2</td><td>1</td><td>1</td><td>0</td><td>0</td><td>0</td><td>0</td><td>2</td></tr> <tr><td>22 Estel Puigros</td><td>F</td><td>05:29</td><td>1-3</td><td>0-1</td><td>0-0</td><td>0</td><td>1</td><td>1</td><td>2</td><td>0</td><td>2</td><td>0</td><td>0</td><td>0</td><td>0</td><td>-1</td></tr> <tr><td>24 Madelyn Bischoff</td><td>F</td><td>02:26</td><td>0-0</td><td>0-0</td><td>0-0</td><td>0</td><td>1</td><td>1</td><td>0</td><td>0</td><td>0</td><td>0</td><td>0</td><td>0</td><td>0</td><td>2</td></tr> <tr><td>Team</td><td></td><td></td><td></td><td></td><td></td><td>1</td><td>1</td><td>2</td><td></td><td></td><td>0</td><td></td><td></td><td></td><td></td><td></td><td></td></tr> <tr><td>Totals</td><td></td><td>16:60</td><td>5-30</td><td>13-23</td><td>11</td><td>19</td><td>30</td><td>17</td><td>16</td><td>54</td><td>13</td><td>9</td><td>9</td><td>1</td><td>5</td><td>-10</td></tr> </tbody> </table>													Ball State - 54													5 Amber Brown	F	24:47	2-7	1-6	0-0	0	2	1	5	1	2	1	0	0	0	-14	11 Sydney Freeman	A	30:55	3-12	2-10	2-2	0	3	3	1	1	10	5	1	2	0	1	-5	30 Anna Clephane	G	34:26	6-14	1-2	4-9	3	0	3	2	17	2	3	3	0	3	-7	0 Ally Becki	F	30:32	0-3	0-1	2-2	0	2	2	3	1	2	3	0	0	0	-10	14 Marie Kiefer	F	24:24	2-8	0-5	0-2	2	8	10	3	4	4	0	0	1	0	-4	2 Chyna Lalimer	F	14:17	0-5	0-2	0-0	2	1	3	0	0	1	1	0	0	0	-6	13 Ivet Subratis	F	13:04	2-5	1-3	0-0	0	0	0	1	0	5	1	2	1	0	-6	42 Annie Rauch	F	16:32	2-3	0-0	4-6	3	1	4	1	3	8	0	0	1	0	-3	20 Jazmyne Turner	F	03:08	0-0	0-0	1-2	0	1	1	2	1	1	0	0	0	0	2	22 Estel Puigros	F	05:29	1-3	0-1	0-0	0	1	1	2	0	2	0	0	0	0	-1	24 Madelyn Bischoff	F	02:26	0-0	0-0	0-0	0	1	1	0	0	0	0	0	0	0	2	Team						1	1	2			0							Totals		16:60	5-30	13-23	11	19	30	17	16	54	13	9	9	1	5	-10	<table border="1"> <thead> <tr> <th colspan="13">Shooting By Period</th> </tr> </thead> <tbody> <tr><td>1st FG%</td><td>5-13</td><td>38.5%</td></tr> <tr><td>3PT%</td><td>3-10</td><td>30.0%</td></tr> <tr><td>FT%</td><td>2-4</td><td>50%</td></tr> <tr><td>2nd FG%</td><td>5-18</td><td>27.8%</td></tr> <tr><td>3PT%</td><td>1-6</td><td>16.7%</td></tr> <tr><td>FT%</td><td>8-14</td><td>57.1%</td></tr> <tr><td>3rd FG%</td><td>4-16</td><td>25.0%</td></tr> <tr><td>3PT%</td><td>1-8</td><td>12.5%</td></tr> <tr><td>FT%</td><td>3-5</td><td>60%</td></tr> <tr><td>4th FG%</td><td>1-13</td><td>7.7%</td></tr> <tr><td>3PT%</td><td>0-6</td><td>0.0%</td></tr> <tr><td>FT%</td><td>0-0</td><td>0%</td></tr> <tr><td>GM FG%</td><td>18-60</td><td>30.0%</td></tr> <tr><td>3PT%</td><td>5-30</td><td>16.7%</td></tr> <tr><td>FT%</td><td>13-23</td><td>56.5%</td></tr> </tbody> </table>													Shooting By Period													1st FG%	5-13	38.5%	3PT%	3-10	30.0%	FT%	2-4	50%	2nd FG%	5-18	27.8%	3PT%	1-6	16.7%	FT%	8-14	57.1%	3rd FG%	4-16	25.0%	3PT%	1-8	12.5%	FT%	3-5	60%	4th FG%	1-13	7.7%	3PT%	0-6	0.0%	FT%	0-0	0%	GM FG%	18-60	30.0%	3PT%	5-30	16.7%	FT%	13-23	56.5%																													
Ball State - 54																																																																																																																																																																																																																																																																																																																																																												
5 Amber Brown	F	24:47	2-7	1-6	0-0	0	2	1	5	1	2	1	0	0	0	-14																																																																																																																																																																																																																																																																																																																																												
11 Sydney Freeman	A	30:55	3-12	2-10	2-2	0	3	3	1	1	10	5	1	2	0	1	-5																																																																																																																																																																																																																																																																																																																																											
30 Anna Clephane	G	34:26	6-14	1-2	4-9	3	0	3	2	17	2	3	3	0	3	-7																																																																																																																																																																																																																																																																																																																																												
0 Ally Becki	F	30:32	0-3	0-1	2-2	0	2	2	3	1	2	3	0	0	0	-10																																																																																																																																																																																																																																																																																																																																												
14 Marie Kiefer	F	24:24	2-8	0-5	0-2	2	8	10	3	4	4	0	0	1	0	-4																																																																																																																																																																																																																																																																																																																																												
2 Chyna Lalimer	F	14:17	0-5	0-2	0-0	2	1	3	0	0	1	1	0	0	0	-6																																																																																																																																																																																																																																																																																																																																												
13 Ivet Subratis	F	13:04	2-5	1-3	0-0	0	0	0	1	0	5	1	2	1	0	-6																																																																																																																																																																																																																																																																																																																																												
42 Annie Rauch	F	16:32	2-3	0-0	4-6	3	1	4	1	3	8	0	0	1	0	-3																																																																																																																																																																																																																																																																																																																																												
20 Jazmyne Turner	F	03:08	0-0	0-0	1-2	0	1	1	2	1	1	0	0	0	0	2																																																																																																																																																																																																																																																																																																																																												
22 Estel Puigros	F	05:29	1-3	0-1	0-0	0	1	1	2	0	2	0	0	0	0	-1																																																																																																																																																																																																																																																																																																																																												
24 Madelyn Bischoff	F	02:26	0-0	0-0	0-0	0	1	1	0	0	0	0	0	0	0	2																																																																																																																																																																																																																																																																																																																																												
Team						1	1	2			0																																																																																																																																																																																																																																																																																																																																																	
Totals		16:60	5-30	13-23	11	19	30	17	16	54	13	9	9	1	5	-10																																																																																																																																																																																																																																																																																																																																												
Shooting By Period																																																																																																																																																																																																																																																																																																																																																												
1st FG%	5-13	38.5%																																																																																																																																																																																																																																																																																																																																																										
3PT%	3-10	30.0%																																																																																																																																																																																																																																																																																																																																																										
FT%	2-4	50%																																																																																																																																																																																																																																																																																																																																																										
2nd FG%	5-18	27.8%																																																																																																																																																																																																																																																																																																																																																										
3PT%	1-6	16.7%																																																																																																																																																																																																																																																																																																																																																										
FT%	8-14	57.1%																																																																																																																																																																																																																																																																																																																																																										
3rd FG%	4-16	25.0%																																																																																																																																																																																																																																																																																																																																																										
3PT%	1-8	12.5%																																																																																																																																																																																																																																																																																																																																																										
FT%	3-5	60%																																																																																																																																																																																																																																																																																																																																																										
4th FG%	1-13	7.7%																																																																																																																																																																																																																																																																																																																																																										
3PT%	0-6	0.0%																																																																																																																																																																																																																																																																																																																																																										
FT%	0-0	0%																																																																																																																																																																																																																																																																																																																																																										
GM FG%	18-60	30.0%																																																																																																																																																																																																																																																																																																																																																										
3PT%	5-30	16.7%																																																																																																																																																																																																																																																																																																																																																										
FT%	13-23	56.5%																																																																																																																																																																																																																																																																																																																																																										
<table border="1"> <thead> <tr> <th colspan="13">Pittsburgh - 51</th> </tr> </thead> <tbody> <tr><td>45 Jalynda Salley</td><td>C</td><td>24:26</td><td>2-7</td><td>0-0</td><td>0-0</td><td>5</td><td>5</td><td>10</td><td>1</td><td>1</td><td>4</td><td>0</td><td>1</td><td>1</td><td>1</td><td>3</td><td>-7</td></tr> <tr><td>1 Mossi Staples</td><td>G</td><td>40</td></tr></tbody></table>													Pittsburgh - 51													45 Jalynda Salley	C	24:26	2-7	0-0	0-0	5	5	10	1	1	4	0	1	1	1	3	-7	1 Mossi Staples	G	40																																																																																																																																																																																																																																																																																																														
Pittsburgh - 51																																																																																																																																																																																																																																																																																																																																																												
45 Jalynda Salley	C	24:26	2-7	0-0	0-0	5	5	10	1	1	4	0	1	1	1	3	-7																																																																																																																																																																																																																																																																																																																																											
1 Mossi Staples	G	40																																																																																																																																																																																																																																																																																																																																																										

GAME-BY-GAME BOX SCORES

>> Game 13 vs. Holy Cross - 12-22-21 (W, 67-56)

Official Basketball Box Score - Final
Holy Cross at Pittsburgh
 12/22/21 Petersen Events Center, Pittsburgh
 2021-22 Women's Basketball

Game Time: 12:00 PM
 Game Duration: 1:50
 Attendance: 1,443

Officials: Puatari Spurlock-Welsh, Kevin Spurlock, Ray Bullock, Jr.

Holy Cross - 56 Record: 6-5

NO. Name	Min	FG		3P		FT		Rebounds		Fouls		TP	AS	TO	ST	Blocks		+/-
		M/A	M/A	M/A	M/A	OR	DR	PF	FD	BS	BA							
2 Oluch Ezemma	19:15	1-5	0-0	0-0	0-3	3	1	2	1	1	1	1	1	0	0	0	0	0
10 Janelle Allen	26:40	5-8	0-0	1-5	3	2	5	3	3	11	0	1	0	1	1	0	1	-7
1 Addisyn Cross	27:47	1-4	0-1	0-1	1	2	3	1	2	3	5	2	0	2	2	0	0	-17
3 Avery LaBarbera	36:51	7-18	2-10	0-0	2	9	11	0	0	16	7	2	1	0	1	0	1	-11
13 Bronagh Power-Cassidy	30:48	2-10	1-7	2-2	2	5	7	4	3	7	2	2	2	2	1	0	0	-13
20 Madison Demski	20:45	4-8	4-8	0-0	3	3	1	1	12	1	2	1	0	0	0	0	0	-11
4 Emily Hayford	29:21	3-6	0-0	1-2	0	8	8	0	1	7	2	6	3	0	0	0	0	7
35 Lindsay Berger	13:20	2-8	0-0	0-0	3	1	4	0	0	4	0	0	0	0	0	0	0	-4
42 Kelly Petro	14:55	1-5	0-3	0-0	0	1	1	0	0	2	0	0	3	1	0	0	0	2
0 Steph Davis	09:39	0-1	0-0	0-0	0	1	0	0	0	1	2	0	0	0	0	0	0	6
Team					4	0	4	0	0	0	1							
Totals	23:67	7-29	3-7	15	26	41	15	9	56	15	19	8	2	6	2	6	11	

Technical Fouls: NONE

Shooting By Period
 1st FG% 4-16 25.0%
 2nd FG% 3-16 18.8%
 3rd FG% 6-15 40.0%
 4th FG% 10-20 50.0%

GM FG% 23:67 34.3%
 3PT% 7-29 24.1%
 FT% 3-7 42.9%

Dead Ball Rebounds: 2, 0

Official Basketball Box Score - Final
Pittsburgh - 67
 12/22/21 Petersen Events Center, Pittsburgh, PA
 2021-22 Women's Basketball

Game Time: 12:00 PM
 Game Duration: 1:48
 Attendance: 1,286

Officials: Mark Berger, Jennifer Rezac, Daryl Humphrey

Pittsburgh - 67 Record: 9-4

NO. Name	Min	FG		3P		FT		Rebounds		Fouls		TP	AS	TO	ST	Blocks		+/-
		M/A	M/A	M/A	M/A	OR	DR	PF	FD	BS	BA							
5 Amber Brown	29:21	3-6	0-0	1-2	0	8	8	0	1	7	2	6	3	0	0	0	0	7
15 Mary Dunn	07:55	1-2	0-0	0-0	0	3	3	0	0	2	0	0	0	0	1	0	0	2
1 Dayshannette Harris	07:18	5-11	0-0	1-1	2	5	7	2	3	11	5	0	0	0	0	0	1	15
2 Liatu King	16:58	1-5	0-0	0-6	4	2	6	0	3	8	1	1	1	0	0	0	0	2
4 Emily Hayford	27:17	2-3	1-1	3-4	0	3	3	0	2	8	3	3	2	0	1	0	1	8
3 Taisha Exanor	24:24	4-7	1-3	2-2	0	3	3	0	1	11	1	2	3	1	0	0	1	14
20 Jayla Everett	25:41	4-12	0-3	4-6	0	1	1	1	4	12	1	1	2	2	0	0	0	10
23 Rita Igbokwe	13:04	2-3	0-0	1-2	1	3	4	1	5	0	1	2	2	0	0	0	0	0
31 Destiny Strother	11:23	1-3	1-3	0-0	0	0	0	2	0	3	0	1	1	0	0	0	0	0
21 Maliyah Johnson	07:52	0-0	0-0	0-0	0	0	0	0	0	0	0	1	1	0	0	0	0	-3
13 Tracey Hueston	05:45	0-0	0-0	0-0	0	1	1	0	0	0	0	0	0	0	0	0	0	0
0 Sandrine Clesca	03:02	0-0	0-0	0-0	0	0	0	0	0	0	0	1	0	0	0	0	0	-2
Team					0	3	3	0	0	0	1							
Totals	23:54	3-10	18-23	8	30	38	9	15	67	14	17	15	6	2	11			

Technical Fouls: NONE

Shooting By Period
 1st FG% 9-21 42.9%
 2nd FG% 2-3 66.7%
 3rd FG% 6-11 54.5%
 4th FG% 5-10 50.0%

GM FG% 23:54 42.6%
 3PT% 3-10 30.0%
 FT% 18-23 78.3%

Dead Ball Rebounds: 2, 1

	HC	PITT
Biggest lead	3 (1 st 8:37)	21 (3 rd 8:52)
Best Scoring Run	7 (4 th 3:00)	15 (1 st 1:36)
Lead Changes	1	1
Times Tied	3	0
Time with Lead	01:35	36:03

Points from	HC	PITT
Turnovers	16	17
Paint	26	26
Second Chance	11	9
Fast Breaks	0	11
Bench	18	31

Period by Period Scoring	1st	2nd	3rd	4th	TOT
HC	9	7	16	24	56
PITT	24	7	17	19	67

>> Game 14 at #3 Louisville (L, 81-39)

Official Basketball Box Score - Final
Pittsburgh at Louisville
 01/06/22 KFC Yum! Center, Louisville
 2021-22 Women's Basketball

Game Time: 6:00 PM
 Game Duration: 1:50
 Attendance: 6,703

Officials: Jeffrey Smith, Meadow Overstreet, Kelsey Reynolds

Pittsburgh - 39 Record: 9-5 (0-3)

NO. Name	Min	FG		3P		FT		Rebounds		Fouls		TP	AS	TO	ST	Blocks		+/-
		M/A	M/A	M/A	M/A	OR	DR	PF	FD	BS	BA							
5 Amber Brown	25:18	1-4	0-0	3-4	0	3	3	1	3	5	2	8	1	0	0	0	0	-19
15 Mary Dunn	12:31	1-6	0-1	1-2	1	3	4	1	3	0	0	0	0	0	2	1	0	0
1 Dayshannette Harris	24:43	1-7	0-0	0-0	0	3	3	0	1	2	2	9	0	0	1	0	0	-29
3 Taisha Exanor	26:50	3-5	0-2	0-0	0	3	3	2	0	6	1	8	2	0	0	0	0	-33
20 Jayla Everett	06:32	1-3	1-1	0-0	0	0	0	0	0	3	0	0	0	0	0	0	0	0
4 Emily Hayford	27:47	2-7	0-2	4-6	1	2	3	4	6	8	2	4	2	0	0	0	0	-23
23 Rita Igbokwe	24:15	3-10	0-0	1-1	6	8	14	4	1	6	1	2	1	2	1	0	0	-20
14 Cynthia Ezeja	09:24	1-3	0-0	0-0	0	2	2	3	0	2	0	2	0	1	0	0	0	-20
31 Destiny Strother	20:30	1-6	1-3	1-2	0	2	2	0	4	0	1	1	0	1	0	0	0	-15
21 Maliyah Johnson	14:17	0-1	0-0	0-0	1	1	2	0	2	0	2	0	1	1	0	0	0	-26
13 Tracey Hueston	08:53	0-2	0-0	0-0	1	2	0	0	0	0	0	0	0	0	0	0	0	-15
Team					4	1	5	0	0	1	1							
Totals	14:54	2-9	9-15	14	29	43	17	14	39	9	35	7	5	5	4	2	4	

Technical Fouls: NONE

Shooting By Period
 1st FG% 3-12 25.0%
 2nd FG% 3-12 25.0%
 3rd FG% 3-12 25.0%
 4th FG% 3-12 25.0%

GM FG% 14:54 25.0%
 3PT% 9-15 60.0%
 FT% 14-24 58.3%

Dead Ball Rebounds: 2, 0

Official Basketball Box Score - Final
Louisville - 81
 01/06/22 KFC Yum! Center, Louisville
 2021-22 Women's Basketball

Game Time: 6:00 PM
 Game Duration: 1:50
 Attendance: 6,703

Officials: Carla Fountain, Thomas Danaher, John Capolino

Louisville - 81 Record: 13-1 (3-0)

NO. Name	Min	FG		3P		FT		Rebounds		Fouls		TP	AS	TO	ST	Blocks		+/-
		M/A	M/A	M/A	M/A	OR	DR	PF	FD	BS	BA							
44 Olivia Cochran	18:59	3-3	0-0	5-6	1	3	4	2	4	11	0	1	1	1	0	0	0	22
10 Haley Van Lih	25:17	4-11	2-5	2-2	0	0	0	0	3	12	4	2	3	0	0	0	0	34
14 Keanna Smith	24:22	3-12	1-5	0-0	1	2	3	1	1	7	2	2	1	0	1	0	1	23
21 Emily Engstler	25:26	5-11	2-4	0-0	4	6	10	2	0	2	2	2	7	2	0	0	0	20
23 Chelsea Hall	25:30	4-9	0-2	2-2	0	3	3	1	2	10	5	2	5	0	0	0	0	25
22 Liz Dixon	18:27	2-8	0-0	4-4	3	2	5	0	3	8	0	1	0	1	1	0	1	24
2 Ahlana Smith	21:37	2-5	0-0	0-0	2	2	4	1	4	1	3	1	0	1	0	0	0	24
12 Payton Verhulst	22:33	3-8	2-4	2-2	0	7	7	1	1	10	2	0	1	1	1	0	0	25
13 Merissah Russell	14:35	1-2	1-1	2-2	1	2	2	2	2	5	1	2	0	0	0	0	0	6
0 Ramani Parker	03:14	1-1	0-0	0-0	0	1	2	0	0	0	0	0	0	0	0	0	0	-3
Team					3	2	5	0	0	0	0							
Totals	28:70	9-21	17-18	13	30	43	15	17	81	17	15	19	5	5	4	2	0	

Technical Fouls: Engstler 2nd 05:09

Shooting By Period
 1st FG% 7-21 33.3%
 2nd FG% 4-11 36.4%
 3rd FG% 6-11 54.5%
 4th FG% 5-10 50.0%

GM FG% 28:70 42.9%
 3PT% 3-10 30.0%
 FT% 18-23 78.3%

Dead Ball Rebounds: 1, 0

	PIT	LOU
Biggest lead	0 (1 st 10:00)	45 (4 th 3:40)
Best Scoring Run	5 (3 rd 2:35)	11 (2 nd 7:44)
Lead Changes	0	0
Times Tied	0	0
Time with Lead	00:00	37:13

Points from	PIT	LOU
Turnovers	5	32
Paint	18	34
Second Chance	3	9
Fast Breaks	4	16
Bench	20	29

Period by Period Scoring	1st	2nd	3rd	4th	TOT
PIT	8	5	12	14	39
LOU	19	21	23	18	81

>> Game 15 vs. #15 Georgia Tech - 1-11-22 (L, 63-52)

Official Basketball Box Score - Final
Georgia Tech at Pitt
 01/11/22 Petersen Events Center, Pittsburgh, PA
 2021-22 Women's Basketball

Game Time: 6:00 PM
 Game Duration: 1:48
 Attendance: 1,286

Officials: Mark Berger, Jennifer Rezac, Daryl Humphrey

Georgia Tech - 63 Record: 12-3 (3-1)

NO. Name	Min	FG		3P		FT		Rebounds		Fouls		TP	AS	TO	ST	Blocks		+/-
		M/A	M/A	M/A	M/A	OR	DR	PF	FD	BS	BA							
12 Lorela Cubaj	29:06	6-12	0-1	0-0	3	4	7	2	2	12	0	6	1	2	0	0	0	23

GAME-BY-GAME BOX SCORES

>> Game 17 vs. Wake Forest - 1-16-22 (W, 65-57)

Official Basketball Box Score - Final													Game Time: 2:00 PM			
Wake Forest at Pittsburgh													Game Duration: 2:04			
01/16/22 Petersen Events Center, Pittsburgh													Attendance: 1,164			
2021-22 Women's Basketball													Officials: Maj Foreberg, Mark McClenney, Ashley Gross			
Wake Forest - 57													Record: 12-6 (3-5)			
NO. Name	Min	FG	3P	FT	Rebounds	Fouls	TP	AS	TO	ST	Blocks	+/-	Shooting By Period			
14 Niyah Becker	F 27:34	3-10	0-1	2-6	4 3 7	3 3 8	3	2	0	0	1	0	0	1 st FG%	4-13	30.8%
20 Olivia Summiel	F 23:14	1-4	0-1	0-0	2 3 5	4 1 2	0	0	0	4	0	8	0	3PT%	2-4	50.0%
23 Christina Morra	F 28:23	3-8	0-0	2-2	1 5 6	0 3 8	0	2	2	0	0	1	0	FT%	0-0	0%
21 Elise Williams	G 23:06	4-7	2-4	2-3	1 3 4	5 2 12	3	3	1	2	0	3	0	2 nd FG%	3-13	23.1%
24 Jewel Spear	G 34:25	7-16	2-7	4-5	2 8 10	1 4 20	0	6	1	0	2	0	0	3PT%	0-4	0.0%
32 Alexandria Scroggus	G 25:24	1-7	0-3	2-2	3 3 6	0 1 4	2	0	2	1	0	2	-19	FT%	5-10	50%
2 Kaia Harrison	18:52	0-3	0-1	1-2	0 1 1	1 1 1	2	3	0	0	1	10	0	3 rd FG%	5-14	35.7%
5 Malaya Cowles	11:54	1-1	0-0	0-2	1 1 2	1 1 2	0	2	0	0	0	-16	0	3PT%	0-3	0.0%
11 Raegyn Conley	04:10	0-1	0-0	0-0	0 1 1	1 0 0	0	0	0	0	0	-4	0	FT%	5-7	71.4%
25 Demearia Hinds	02:58	0-0	0-0	0-0	0 0 0	0 0 0	0	0	0	0	0	-3	0	4 th FG%	8-17	47.1%
Team					1 5 6	0 1 4	0	1	0	0	0	0	0	3PT%	2-6	33.3%
Totals	20:57	4-17	13-22	15 33 48	18 16 57	8 21 5 7	6 8							GM FG%	20-57	35.1%
Technical Fouls: NONE													FT%		13-22	59.1%

Official Basketball Box Score - Final													Game Time: 2:00 PM			
Pittsburgh at Virginia Tech													Game Duration: 1:58			
01/20/22 Cassell Coliseum, Blacksburg, VA													Attendance: 1,472			
2021-22 Women's Basketball													Officials: Puzani Spurlock-Welsh, Timothy Bryant, Alexis Perez			
Pittsburgh - 65													Record: 10-8 (1-5)			
NO. Name	Min	FG	3P	FT	Rebounds	Fouls	TP	AS	TO	ST	Blocks	+/-	Shooting By Period			
5 Amber Brown	F 27:30	1-4	0-0	7-10	2 5 7	2 5 9	0	1	0	0	2	4	0	1 st FG%	6-17	35.3%
21 Malijah Johnson	F 25:20	3-5	1-2	0-0	4 4 4	1 1 7	0	1	0	0	0	6	0	3PT%	2-3	66.7%
23 Rita Igbokwe	F 16:18	3-5	0-0	0-0	4 2 6	3 0 6	1	2	2	1	0	3	0	FT%	2-2	100%
1 Dayshannette Harris	G 31:54	3-16	3-5	5-6	1 1 2	1 4 14	7	2	3	1	0	3	8	2 nd FG%	4-18	22.2%
20 Jayla Everett	G 33:00	3-17	1-6	4-4	1 1 2	1 5 11	2	3	1	4	0	11	0	3PT%	2-10	20.0%
0 Sandrine Clesca	13:29	1-5	0-1	0-0	0 1 1	0 0 2	1	1	0	0	2	5	0	FT%	3-4	75%
3 Taisha Exanor	15:02	1-4	0-1	0-0	4 4 4	2 1 2	0	1	1	0	0	2	0	3 rd FG%	5-15	33.3%
14 Cynthia Ezeja	15:39	2-3	0-0	1-2	4 3 7	2 2 5	0	0	0	0	0	-2	0	3PT%	2-4	50.0%
15 Mary Dunn	02:42	0-0	0-0	0-0	0 0 0	1 0 0	0	0	0	0	0	0	0	FT%	1-2	50%
31 Destiny Strother	13:45	3-9	3-8	0-0	1 2 3	1 0 0	0	0	0	0	0	-7	0	4 th FG%	5-18	27.8%
2 Liatu King	05:21	0-0	0-0	0-0	1 1 2	2 0 0	0	1	0	0	1	0	2	3PT%	2-6	33.3%
Team					4 1 5	0 1 1	0	1	0	0	0	0	0	GM FG%	20-58	29.4%
Totals	20:68	8-23	17-22	18 25 43	16 18 65	12 12 5 6 7 8								3PT%	8-23	34.8%
Technical Fouls: NONE													FT%		17-22	77.3%

Wake	Pitt	Points from Turnovers	Wake	Pitt	Period by Period Scoring				
1 st	2 nd	3 rd	4 th	TOT	1 st	2 nd	3 rd	4 th	TOT
1 (1 st 6:13)	11 (4 th 1:45)	6	15	22	18	11	15	21	57
10 (3 rd 6:38)	8 (4 th 2:34)	2	9	11	16	13	13	23	65
3	2	9	18	16	13	13	23	65	
00:18	34:40	7	18	16	13	13	23	65	

>> Game 18 at Virginia Tech - 1-20-22 (L, 75-65)

Official Basketball Box Score - Final													Game Time: 8:00 PM			
Pittsburgh at Virginia Tech													Game Duration: 1:58			
01/20/22 Cassell Coliseum, Blacksburg, VA													Attendance: 1,472			
2021-22 Women's Basketball													Officials: Puzani Spurlock-Welsh, Timothy Bryant, Alexis Perez			
Pittsburgh - 65													Record: 10-8 (1-5)			
NO. Name	Min	FG	3P	FT	Rebounds	Fouls	TP	AS	TO	ST	Blocks	+/-	Shooting By Period			
5 Amber Brown	F 27:08	0-3	0-0	0-0	3 4 7	1 1 0	0	3	1	0	2	13	0	1 st FG%	6-18	33.3%
21 Malijah Johnson	F 17:55	1-4	1-1	1-2	2 3 5	2 3 4	0	0	0	0	0	0	0	3PT%	2-2	100%
23 Rita Igbokwe	F 27:35	2-7	0-0	1-2	4 1 5	4 1 5	0	2	0	2	0	0	0	2 nd FG%	4-18	22.2%
1 Dayshannette Harris	G 31:39	9-22	1-3	3-6	1 4 5	1 5 22	3	2	0	0	0	-3	0	3PT%	1-2	50.0%
20 Jayla Everett	G 28:36	7-20	2-7	4-5	0 1 1	4 4 20	2	1	1	0	0	-5	0	FT%	3-4	75%
14 Cynthia Ezeja	10:56	1-2	0-0	0-0	1 2 3	3 0 2	0	1	1	3	0	-4	0	3 rd FG%	8-14	57.1%
3 Taisha Exanor	20:32	1-2	0-0	0-0	2 4 6	3 0 2	1	0	0	0	0	-7	0	3PT%	2-3	66.7%
0 Sandrine Clesca	00:50	0-0	0-0	0-0	0 0 0	0 0 0	0	0	0	0	0	0	0	FT%	1-1	100%
4 Emy Hayford	11:11	2-4	0-1	0-0	0 0 0	1 0 4	1	2	0	0	0	-10	0	4 th FG%	7-19	36.8%
31 Destiny Strother	20:23	2-4	2-2	0-0	2 2 3	3 0 6	0	0	1	0	0	3	0	3PT%	2-6	33.3%
2 Liatu King	03:50	0-1	0-0	0-0	1 0 1	1 0 0	0	1	0	0	0	-4	0	FT%	3-8	37.5%
13 Tracey Hueston	01:25	0-0	0-0	0-0	0 0 0	1 0 0	0	0	0	0	0	-2	0	GM FG%	25-69	36.2%
Team					3 2 5	0 1 1	0	1	0	0	0	0	0	FT%	9-15	60.0%
Totals	25:69	6-14	9-15	17 23 40	24 14 65	10 11 3 7 1 10								GM FG%	25-69	36.2%
Technical Fouls: NONE													FT%		9-15	60.0%

Official Basketball Box Score - Final													Game Time: 7:00 PM			
Pittsburgh at Clemson													Game Duration: 2:30			
01/27/22 Littlejohn Coliseum, Clemson													Attendance: 973			
2021-22 Clemson Women's Basketball													Officials: Denise Brooks, Jennifer Rezac, Saif Esbu			
Virginia Tech - 75													Record: 14-4 (6-1)			
NO. Name	Min	FG	3P	FT	Rebounds	Fouls	TP	AS	TO	ST	Blocks	+/-	Shooting By Period			
33 Elizabeth Kiley	C 35:09	10-17	0-1	7-7	0 7 7	1 6 27	4	2	0	0	1	6	1	1 st FG%	7-17	41.2%
2 Aisha Sheppard	G 34:53	2-10	1-5	2-4	2 0 2	2 6 7	4	0	1	0	2	10	0	3PT%	5-9	55.6%
5 Georgia Amoree	G 34:33	4-11	2-6	4-4	1 1 5	6 14	5	3	0	0	1	-2	0	FT%	4-4	100%
22 Cayla King	G 18:54	3-5	3-5	2-3	0 2 2	1 1 11	1	0	0	0	0	15	0	1 st FG%	6-12	50.0%
23 Kayana Traylor	G 32:49	2-7	1-1	7-7	0 6 6	2 5 12	1	1	0	0	1	9	0	3PT%	2-4	50.0%
15 Azana Barnes	32:06	1-4	0-0	0-0	6 6 12	2 0 2	1	5	0	1	2	1	0	2 nd FG%	9-10	90%
11 D'Asia Gregg	08:41	1-3	0-1	0-0	1 0 1	0 0 0	0	0	0	0	0	0	0	3 rd FG%	6-16	37.5%
24 Emily Lytle	04:55	0-0	0-0	0-0	0 0 0	1 0 0	0	0	0	0	0	0	0	FT%	3-3	100%
Team					3 4 7	0 0 1	0	1	0	0	0	0	0	3 rd FG%	4-12	33.3%
Totals	23:57	7-19	22-25	11 27 38	14 24 75	17 12 1 1 7 10								4 th FG%	0-2	0.0%
Technical Fouls: NONE													FT%		6-8	75%

Pitt	Hokies	Points from Turnovers	Pitt	Hokies	Period by Period Scoring				
1 st	2 nd	3 rd	4 th	TOT	1 st	2 nd	3 rd	4 th	TOT
2 (1 st 8:39)	21 (3 rd 6:49)	12	14	26	15	12	19	19	65
9 (4 th 7:14)	8 (1 st 6:55)	14	14	28	15	12	19	19	65
2	8	15	14	29	23	15	14	75	
00:21	37:48	14	4	18	23	15	14	75	

>> Game 19 vs. #19 Notre Dame - 1-23-22 (L, 77-63)

Official Basketball Box Score - Final													Game Time: 2:00 PM			
Notre Dame at Pittsburgh													Game Duration: 1:43			
01/23/22 Petersen Events Center, Pittsburgh													Attendance: 2,201			
2021-22 Women's Basketball													Officials:			
Notre Dame - 77													Record: 14-4 (5-2)			
NO. Name	Min	FG	3P	FT	Rebounds	Fouls	TP	AS	TO	ST	Blocks	+/-	Shooting By Period			
0 Maya Dodson	F 37:07	9-18	0-0	5-5	3 9 12	3 3 23	0	2	1	4	3	22	1	1 st FG%	8-16	50.0%
34 Maddy Westbeald	F 27:38	3-8	0-2	2-2	1 3 4	0 1 8	2	1	0	1	2	9	0	3PT%	1-5	20.0%
1 Dara Mabrey	G 31:40	2-5	2-4	4-4	0 5 5	0 2 10	3	2	0	0	0	13	0	FT%	0-0	0%
5 Olivia Miles	G 37:51	5-14	0-3	4-4	0 5 5	1 3 14	6	4	2	0	0	20	0	2 nd FG%	6-13	46.2%
21 Anaya Peoples	G 15:35	0-0	0-0	2-2	4 4 0	1 0 1	1	1	0	0	0	-6	0	3PT%	2-9	22.2%
11 Sonia Citron	32:12	4-8	1-3	1-4	1 6 7	2 6 12	1	3	3	0	0	14	0	FT%	8-9	88.9%
33 Sam Brunelle	15:15	4-7	1-3	1-1	2 3 2	4 2 10	1	3								

GAME-BY-GAME BOX SCORES

>> Game 21 at Syracuse - 1-30-22 (L, 80-72)

Official Basketball Box Score - Final
Pittsburgh at Syracuse
 01/30/22 Carrier Dome, Syracuse
 2021-22 Women's Basketball
 Game Time: 12:00 PM
 Game Duration: 1:50
 Attendance: 1,056
 Officials: Bryan Brunette, Billy Smith, Kyoishe Apoluzin

Pittsburgh - 72 Record: 11-10 (2-8)

NO.	Name	Min	FG			FT			Rebounds		Fouls		TP	AS	TO	ST	Blocks		+/-	Shooting By Period			
			M-A	3P-M-A	FT-M-A	OR	DR	OR	DR	PF	FD	1st					2nd	3rd					
5	Amber Brown	F 19:11	5-8	0-0	2-3	0	7	7	2	1	12	1	4	1	0	0	0	0	3	1st FG% 11-21 52.4%			
21	Malyah Johnson	F 09:20	1-2	0-0	0-0	0	0	0	0	0	2	0	1	0	0	0	0	-9	3PT% 0-2 0.0%				
23	Rita Igbokwe	F 20:08	3-4	0-0	3-4	4	6	10	3	3	9	0	3	1	0	0	-11	FT% 3-5 60%					
1	Dayshannette Harris	G 16:26	1-4	0-0	0-0	0	3	3	2	2	2	3	0	0	1	0	-3	3PT% 0-8 0.0%					
20	Jayla Everett	G 31:32	5-18	0-5	1-1	2	4	6	1	2	11	6	4	1	1	0	-10	FT% 2-2 100%					
2	Liatu King	G 12:16	3-8	0-0	2-5	4	2	6	4	4	8	0	2	1	0	0	-3	3PT% 7-19 36.8%					
3	Taisha Exanor	G 20:51	5-9	0-2	0-0	3	5	8	2	0	10	0	1	3	1	0	-8	3PT% 2-4 50.0%					
4	Emy Hayford	F 19:43	0-6	0-2	0-0	0	2	2	3	0	0	2	0	0	0	0	-5	FT% 3-7 42.9%					
14	Cynthia Ezeja	F 13:33	3-6	0-0	2-5	6	2	8	0	3	8	0	1	0	0	1	-6	4th FG% 6-18 33.3%					
31	Destiny Strother	F 27:04	2-11	2-11	0-0	0	3	3	0	0	6	1	1	4	0	0	-5	3PT% 0-7 0.0%					
0	Sandrine Clesca	G 09:56	2-3	0-1	0-0	0	3	3	0	0	4	1	1	0	0	0	-5	FT% 2-4 50%					
Team									5		1		6						GM FG% 30-79 38.0%				
Totals			30-79			2-21			10-18		24		38		62		15		15		3PT% 2-21 9.5%		

Technical Fouls: NONE
 Dead Ball Rebounds: 2

Syracuse - 80 Record: 9-10 (2-7)

NO.	Name	Min	FG			FT			Rebounds		Fouls		TP	AS	TO	ST	Blocks		+/-	Shooting By Period			
			M-A	3P-M-A	FT-M-A	OR	DR	OR	DR	PF	FD	1st					2nd	3rd					
4	Alyssia Styles	F 30:29	6-12	2-4	2-2	2	4	6	4	4	16	2	1	2	1	0	0	12	1st FG% 8-21 38.1%				
5	Taisha Hyman	G 35:28	5-17	0-4	1-1	1	7	8	1	5	11	5	3	3	0	2	17	FT% 0-0 0%					
10	Naje Murray	G 39:15	5-11	4-8	0-0	1	7	8	4	2	14	2	2	2	1	0	8	2nd FG% 8-21 38.1%					
32	Christlyn Carr	G 40:00	6-17	3-8	2-2	1	4	5	0	1	17	8	9	2	0	0	8	3PT% 3-8 37.5%					
43	Christiana Carr	G 37:44	8-15	3-6	0-0	1	4	5	4	2	19	4	1	2	0	0	2	FT% 5-5 100%					
25	Alaina Rice	F 15:46	1-5	1-2	0-0	0	1	1	2	1	3	0	0	1	0	0	-1	3rd FG% 8-18 44.4%					
3	Nyah Wilson	F 01:18	0-0	0-0	0-0	0	0	0	0	0	1	0	0	0	0	0	-6	3PT% 3-7 42.9%					
Team									8		6		0						GM FG% 30-79 38.0%				
Totals			31-77			13-32			5-5		8		31		16		15		12		3PT% 2-21 9.5%		

Technical Fouls: Styles 1; 2; 3; 3
 Dead Ball Rebounds: 0

Biggest lead	Pitt 7 (1st 1:28)	Cuse 13 (3rd 3:41)
Best Scoring Run	11 (4th 9:05)	8 (2nd 3:13)
Lead Changes	3	2
Times Tied	2	0
Time with Lead	09:29	29:12

Points from Turnovers	Pitt 12	Cuse 21
Paint	30	26
Second Chance	2	5
Fast Breaks	15	31
Bench	36	3

Period by Period Scoring	Pitt 25	14	19	14	72
Cuse 20	24	19	17	80	

>> Game 22 vs. Duke - 2-3-22 (L, 54-39)

Official Basketball Box Score - Final
Duke at Pitt
 02/03/22 Petersen Events Center, Pittsburgh, PA
 2021-22 Women's Basketball
 Game Time: 6:00 PM
 Game Duration: 1:45
 Attendance: 1,031
 Officials: Jules Galen, Timothy Bryant, Alexis Perez

Duke - 54 Record: 14-7 (5-6)

NO.	Name	Min	FG			FT			Rebounds		Fouls		TP	AS	TO	ST	Blocks		+/-	Shooting By Period			
			M-A	3P-M-A	FT-M-A	OR	DR	OR	DR	PF	FD	1st					2nd	3rd					
24	O. Akinbode-James	F 19:46	4-6	0-0	0-3	2	6	8	0	2	8	0	4	0	0	1	9	1st FG% 6-15 40.0%					
34	Laxi Gordon	F 28:10	4-10	3-8	1-2	1	3	4	1	2	12	1	3	0	0	0	13	3PT% 2-7 28.6%					
0	Celeste Taylor	G 23:10	3-8	1-1	0-0	2	4	6	1	0	7	1	4	1	0	1	13	FT% 1-2 50%					
3	Mela Goodchild	G 27:51	2-7	2-7	0-0	1	8	9	1	6	2	1	1	0	1	11	2nd FG% 4-17 23.5%						
30	Shayann Day-Wilson	G 27:37	4-13	2-5	0-1	0	2	2	1	3	10	6	3	0	0	17	3PT% 1-6 16.7%						
25	Jade Williams	18:10	1-3	0-0	0-1	3	4	7	2	2	0	1	0	0	0	10	FT% 1-3 33.3%						
4	Elizabeth Balogun	22:07	1-6	0-3	1-1	0	3	3	1	2	3	2	0	1	0	4	3rd FG% 5-15 33.3%						
13	Lee Volker	10:36	0-2	0-0	0-0	2	2	4	5	0	0	0	1	1	1	4	FT% 2-5 40%						
2	Vanessa de Jesus	19:15	2-5	0-1	2-2	1	1	2	1	1	6	1	0	0	0	0	4th FG% 1-5 20.0%						
22	Amaya Finklea-Gully	02:04	0-0	0-0	0-0	0	0	0	0	0	0	0	0	0	0	0	3PT% 2-3 66.7%						
23	Imani Lewis	01:14	0-0	0-0	0-0	0	0	0	0	0	0	0	0	0	0	0	FT% 0-0 0%						
Team									3		3		0						GM FG% 21-60 35.0%				
Totals			21-60			9-25			4-10		15		33		48		13		12		3PT% 6-25 24.0%		

Technical Fouls: NONE
 Dead Ball Rebounds: 2

Pitt - 39 Record: 11-11 (2-9)

NO.	Name	Min	FG			FT			Rebounds		Fouls		TP	AS	TO	ST	Blocks		+/-	Shooting By Period			
			M-A	3P-M-A	FT-M-A	OR	DR	OR	DR	PF	FD	1st					2nd	3rd					
5	Amber Brown	F 23:59	3-12	0-0	0-1	3	5	8	0	4	6	1	2	0	0	1	9	1st FG% 1-13 7.7%					
23	Rita Igbokwe	F 21:16	2-5	0-0	0-0	6	2	8	3	1	4	0	2	0	0	0	0	13	3PT% 0-1 0.0%				
1	Dayshannette Harris	G 26:30	1-10	0-0	4-4	0	1	1	4	2	6	1	1	0	0	0	0	13	FT% 2-2 100%				
3	Taisha Exanor	G 21:38	1-5	0-0	0-0	2	6	8	1	2	0	2	0	2	0	0	14	2nd FG% 6-15 40.0%					
20	Jayla Everett	G 26:55	2-14	0-2	2-2	1	3	4	2	1	6	0	4	0	0	0	23	3PT% 1-2 50.0%					
4	Emy Hayford	19:58	3-6	0-0	0-1	1	2	3	0	2	6	2	1	1	0	0	9	FT% 1-1 100%					
31	Destiny Strother	14:53	2-5	2-4	0-0	1	2	3	0	0	6	1	0	0	0	0	2	3rd FG% 3-17 17.6%					
14	Cynthia Ezeja	17:05	0-2	0-0	0-0	1	4	5	2	1	0	0	2	0	1	0	1	FT% 4-5 80%					
21	Malyah Johnson	18:09	0-5	0-1	0-0	0	1	1	0	0	0	0	0	0	0	0	2	4th FG% 5-20 25.0%					
0	Sandrine Clesca	06:44	1-1	0-0	1-1	0	0	0	0	0	3	1	0	2	0	0	6	3PT% 0-1 0.0%					
13	Tracy Hueston	01:39	0-0	0-0	0-0	0	0	0	0	0	0	0	0	0	0	0	1	FT% 0-1 0%					
15	Mary Dunn	01:14	0-0	0-0	0-0	0	0	0	0	0	0	0	0	0	0	0	2	GM FG% 15-65 23.1%					
Team									2		3		5						3PT% 2-7 28.6%				
Totals			15-65			2-7			7-9		18		28		46		12		13		3PT% 7-9 77.8%		

Technical Fouls: NONE
 Dead Ball Rebounds: 0

Biggest lead	Duke 19 (4th 2:24)	Pitt 0 (1st 10:00)
Best Scoring Run	8 (4th 2:24)	5 (2nd 3:58)
Lead Changes	0	22
Times Tied	0	11
Time with Lead	39:31	00:00

Points from Turnovers	Duke 9	Pitt 16
Paint	22	18
Second Chance	16	11
Fast Breaks	9	18
Bench	11	15

Period by Period Scoring	Duke 15	11	13	15	54
Pitt 4	14	11	10	39	

>> Game 23 at North Carolina - 2-10-22 (L, 64-54)

Official Basketball Box Score - Final
Pittsburgh at North Carolina
 02/10/22 Carrier Dome, Chapel Hill
 2021-22 Women's Basketball
 Game Time: 03:00 PM
 Game Duration: 1:47
 Attendance: 1,479
 Officials: Jeffrey Smith, Ashley Green, Robby Ray

Pittsburgh - 61 Record: 11-12 (2-9)

NO.	Name	Min	FG			FT			Rebounds		Fouls		TP	AS	TO	ST	Blocks		+/-	Shooting By Period		
			M-A	3P-M-A	FT-M-A	OR	DR	OR	DR	PF	FD	1st					2nd	3rd				
5	Amber Brown	F 29:57	7-9	0-0	0-0	1	5	6	1	0	14	1	2	1	0	0	7	1st FG% 3-10 30.0%				
23	Rita Igbokwe	F 27:28	3-8	0-0	1-4	3	4	7	3	3	7	2	2	2	5	0	0	17	3PT% 1-3 33.3%			
1	Dayshannette Harris	G 28:41	5-11	0-1	0-0	1	2	3	5	1	10	3	4	2	0	2	4	FT% 0-0 0%				
4	Emy Hayford	G 19:24	0-3	0-2	0-0	0	0	0	3	1	1	2	0	0	0	0	6	2nd FG% 4-13 30.8%				
20	Jayla Everett	G 34:41	7-19	4-5	0-0	1	2	2	18	2	4	1	1	0	1	0	8	3PT% 2-4 50.0%				
0	Sandrine Clesca	07:13	0-0	0-0	0-0	0	3	3	2	0	0	2	0	0	0	0	13	FT% 1-2 50%				
14	Cynthia Ezeja	11:53	1-3	0-0	0-0	1	5	6	4	0	2	0	2	0	0	0	14	3rd FG% 7-16 43.8%				
21	Malyah Johnson	07:09	0-1	0-0	0-0	0	1	1														

GAME-BY-GAME BOX SCORES

>> Game 25 at Boston College - 2-15-22 (L, 69-57)

>> Game 26 at Miami - 2-17-22



Official Basketball Box Score - Final
Pittsburgh at Boston College
 @2/15/22 Conte Forum, Boston
 2021-22 Women's Basketball

Game Time: 7:00 PM
 Game Duration: 2:02
 Attendance: 621

Officials: Eric Brewton, Nic Cappel, Ashlee Goode

Pittsburgh - 57													Record: 11-14 (2-12)																		
NO.	Name	Min	FG	3P	FT	Rebounds		Fouls		TP	AS	TO	ST	Blocks	+/-	Shooting By Period															
			M/A	M/A	M/A	OR	DR	PF	FD					BS	BA		1 st	2 nd	3 rd	4 th	GM										
5	Amber Brown	F 29:06	3-5	0-0	3-4	0	1	1	2	3	9	2	3	2	0	0	12	43.8%	2.5	40.0%	1-1	100%	20-47								
23	Rita Igbokwe	F 28:47	3-3	0-0	1-2	0	7	7	3	1	7	2	1	0	4	0	5	44.4%	4.9	44.4%	6-7	85.7%	3-10								
1	Dayshante Harris	G 33:08	7-18	1-3	1-1	2	3	5	3	2	16	1	4	1	0	0	1	38.5%	5-13	38.5%	1-2	50.0%	14-17								
2	Liatu King	G 22:00	2-5	0-0	2-2	1	3	4	5	1	6	0	4	0	1	1	3	0.0%	0-1	0.0%	6-7	85.7%	3-10								
4	Emy Hayford	G 27:26	2-4	1-1	5-6	0	1	1	4	3	10	2	6	2	0	1	-8	44.4%	4-9	44.4%	0-2	0.0%	14-17								
3	Taisha Exanor	18:14	2-4	1-2	0-0	1	1	2	2	0	5	0	4	2	0	1	-5	50.0%	1-2	50.0%	6-7	85.7%	3-10								
14	Cynthia Ezeja	10:23	0-0	0-0	0-0	0	2	2	2	0	0	0	0	0	2	0	-19	0.0%	0-0	0.0%	6-7	85.7%	3-10								
21	Malyiah Johnson	20:45	0-2	0-2	0-0	0	0	0	0	0	0	0	0	0	0	0	-7	0.0%	0-0	0.0%	6-7	85.7%	3-10								
31	Destiny Strother	16:16	0-2	0-2	0-0	0	0	0	1	1	0	0	0	0	0	0	-6	0.0%	0-0	0.0%	6-7	85.7%	3-10								
0	Sandrine Clesca	07:01	1-4	0-0	2-2	0	0	0	0	1	4	0	1	2	0	0	-11	0.0%	0-2	0.0%	6-7	85.7%	3-10								
15	Mary Dunn	01:16	0-0	0-0	0-0	0	0	0	0	0	0	0	1	0	0	0	-1	0.0%	0-0	0.0%	6-7	85.7%	3-10								
Team						2		3		5		0		1																	
Totals			20:47			3-10		14-17		6		21		27		12		57		7		25		9		7		3		-12	
													Technical Fouls: NONE					Dead Ball Rebounds: 2, 0													

Boston College - 69													Record: 16-9 (7-7)																		
NO.	Name	Min	FG	3P	FT	Rebounds		Fouls		TP	AS	TO	ST	Blocks	+/-	Shooting By Period															
			M/A	M/A	M/A	OR	DR	TOT	PF	FD				BS	BA		1 st	2 nd	3 rd	4 th	GM										
12	Ally VanTimmeren	F 25:51	2-5	1-1	3-4	1	2	3	2	5	8	0	1	0	0	0	2	41.1%	2-3	66.7%	0-0	0%	23-58								
13	Taylor Soule	F 39:01	9-18	0-0	5-9	2	2	4	1	6	23	1	2	5	0	3	12	36.4%	2-3	66.7%	0-0	0%	23-58								
5	Maria Gakdeng	C 28:47	3-6	0-0	2-2	3	5	8	4	1	8	2	4	0	3	2	8	43.8%	7-16	43.8%	0-0	0%	23-58								
1	Cameron Swartz	G 38:52	6-16	4-9	6-6	2	6	8	1	7	22	0	4	2	0	0	7	0.0%	0-2	0.0%	3-5	60%	6-13								
14	Marnelle Garraud	G 23:55	2-5	1-2	1-1	0	0	0	1	2	6	3	4	2	0	0	1	33.3%	5-15	33.3%	2-5	40.0%	6-13								
2	Kaylah Ivey	23:11	0-2	0-0	0-0	0	4	4	3	0	0	5	2	0	0	0	11	0.0%	0-0	0.0%	10-10	100%	6-13								
10	Makayla Dickens	13:54	0-4	0-1	0-0	1	0	1	0	1	0	1	2	1	0	2	-4	0.0%	2-5	40.0%	17-22	77.3%	6-13								
0	Dontavia Waggoner	06:29	1-2	0-0	0-0	2	0	2	0	0	2	0	3	0	0	0	23	0.0%	0-0	0.0%	4-7	57.1%	17-22								
Team						5		3		8		0		0																	
Totals			23:58			6-13		17-22		16		22		38		12		69		12		22		10		3		7		12	
													Technical Fouls: NONE					Dead Ball Rebounds: 3, 0													

	PITT	BC	Points from	PITT	BC	Period by Period Scoring					
Biggest lead	12 (1 st 3:07)	15 (3 rd 4:12)	Turnovers	17	26	1st	2nd	3rd	4th	TOT	
Best Scoring Run	12 (1 st 3:07)	11 (2 nd 0:44)	Paint	30	30	PITT	17	9	17	14	57
Lead Changes	1		Second Chance	4	9	BC	10	17	22	20	69
Times Tied	1		Fast Breaks	9	14						
Time with Lead	18:22	20:45	Bench	9	2						

>> Game 27 at Virginia - 2-20-22

>> Game 28 vs. Louisville - 2-24-22

POINT DIFFERENTIAL CHART

MARGIN	1	2	3	4	5	6	7	8	9	10	11	12	13	14	15	16-19	20-29	30-39	40-49	50+
WINS	-	-	-	-	2	-	-	2	1	1	1	1	-	-	-	2	-	-	-	1
LOSSES	-	1	-	-	-	-	-	1	-	2	4	1	-	1	1	-	1	1	1	-

THE LAST TIME IT HAPPENED...

TEAM

Played a ranked team:	2/10/22 at No. 23 North Carolina (L, 64-54)
Beat a ranked team:	3/21/15 vs. No. 17 Chattanooga (51-40)
Played a top-10 team:	1/16/22 at No. 3 Louisville (L, 81-39)
Beat a top-10 team:	1/8/15 vs. No. 8/6 North Carolina (84-59)
Played a top-5 team:	1/16/22 at No. 3 Louisville (L, 81-39)
Beat a top-5 team:	Never
Won an overtime game:	1/27/22 at Clemson (78-73 OT)
Lost an overtime game:	11/27/21 vs. South Dakota (72-61 OT)
Played two or more overtimes:	1/10/16 vs. NC State (78-76 3OT)
Played three overtimes:	1/10/16 vs. NC State (78-76 3OT)
Played four overtimes:	Never
Won an ACC home game:	1/16/22 vs. Wake Forest (65-57)
Won an ACC road game:	1/27/22 at Clemson (78-73 OT)
Won an ACC Tournament game:	3/4/20 vs. #10 Notre Dame (67-65)
Won a non-conference road game:	12/3/21 at Ball State (64-54)
Won a non-conference neutral site game:	11/26/21 vs. Northwestern (72-60)
Lost a non-conference home game:	12/6/20 vs. Delaware (85-79)
Scored 100+ points:	12/29/02 vs. Norfolk State (W, 104-78)
Scored 100+ points in regulation:	12/29/02 vs. Norfolk State (W, 104-78)
Allowed 100+ points:	1/3/19 at No. 2 Notre Dame (L, 100-44)
Scored 90+ points:	11/17/21 vs. LIU (W, 92-41)
Allowed 90+ points:	1/3/19 at No. 2 Notre Dame (L, 100-44)
Scored 80+ points:	11/10/21 vs. Radford (W, 82-63)
Allowed 80+ points:	1/30/22 at Syracuse (L, 80-72)
Scored 50 points or fewer:	2/3/22 vs. Duke (L, 54-39)
Allowed 50 points or fewer:	12/1/21 vs. Rutgers (W, 58-50)
Scored 40 points or fewer:	2/3/22 vs. Duke (L, 54-39)
Allowed 40 points or fewer:	11/9/18 vs. New Orleans (W, 90-38)
Made 10+ 3-pointers:	11/6/19 at UCF (10)
Allowed 10+ 3-pointers:	1/30/22 at Syracuse (13)
Made 20+ free throws:	11/26/21 vs. Northwestern (29)
Opponent made 20+ free throws:	2/13/22 vs. Syracuse (25)
Shot 60 percent from the field:	12/29/12 at Buffalo (.603)
Opponent shot 60 percent from the field:	3/3/16 vs. Miami (.600)
Shot 50 percent from the field:	2/14/19 vs. North Carolina (.590)
Opponent shot 50 percent from field:	2/18/21 vs. No. 3 Louisville (.508)
Shot less than 30 percent:	2/3/22 vs. Duke (.231)
Opponent shot less than 30 percent:	12/7/21 vs. Coppin State (.234)
Shot less than 20 percent:	2/28/16 at Louisville (.192)
Opponent shot less than 20 percent:	11/17/16 vs. Loyola Chicago (.191)
Shot 60 percent from 3-point range:	2/28/19 at Wake Forest (.667)
Shot 50 percent from 3-point range:	12/10/20 at Virginia Tech (.563)
Opponent shot 50 percent from 3-point range:	2/25/21 at #2 NC State (.615)
Shot 100 percent from the free throw line:	11/21/17 at Cincinnati (7-7)
Shot 90 percent from the free throw line:	11/21/17 at Cincinnati (1,000)
Had 50+ rebounds:	1/30/22 at Syracuse (62)
Had 55+ rebounds:	1/30/22 at Syracuse (62)
Allowed 50+ rebounds:	1/27/22 at Clemson (53)
Had 25+ assists:	11/9/18 vs. New Orleans (28)
Had 30+ assists:	11/23/16 vs. Slippery Rock (32)
Had five or fewer turnovers:	11/21/16 vs. Loyola Maryland (5)
Had 25+ turnovers:	1/16/22 at No. 3 Louisville (35)
Forced 25+ turnovers:	11/17/21 vs. LIU (27)
Had 10+ blocks:	12/7/21 vs. Coppin State (10)
Allowed 10+ blocks:	2/16/20 at Syracuse (10)
Had 15+ steals:	12/22/21 vs. Holy Cross (15)
Allowed 15+ steals:	1/16/22 at No. 3 Louisville (19)

INDIVIDUAL

40+ points:	12/21/08, Shavonte Zellous vs. Florida (42)
30+ points:	2/16/17, Brenna Wise vs. Virginia Tech (31)
20+ points:	1/20/22, Dayshyanette Harris at Virginia Tech (22)
	1/20/22, Jayla Everett at Virginia Tech (20)
Two Panthers 20+ points:	1/20/22 at Virginia Tech
	Dayshyanette Harris (22), Jayla Everett (20)
Five+ Panthers 10+ points:	11/25/17 vs. Arkansas State (6)
	Yacine Diop (16), Kauai Bradley (13), Cassidy Walsh (12),
	Alayna Gribble (11), Pika Rodriguez (11), Kalista Walters (10)
Double-Double:	2/13/22, Amber Brown vs. Syracuse
	14 points, 10 rebounds
Double-Double (pts/assists):	2/28/19, Jasmine Whitney at Wake Forest
	19 points, 12 assists
Two Panthers with double-doubles:	12/9/17 vs. UNCW
	Yacine Diop (22 pts, 10 rebs), Kalista Walters (12 pts, 11 rebs),
Three Panthers with double-doubles:	3/2/16 vs. North Carolina
	Brenna Wise (25P, 10R), Stasha Carey (15P, 10R), Yacine Diop (14P, 12R)
Triple-Double:	2/9/02, Laine Selwyn vs. St. John's
	12 points, 11 rebounds, 10 assists
Opponent double-double:	2/10/22 at #23 North Carolina
	Alyssa Ustby (10 points, 12 rebounds)
Opponent triple-double:	2/3/19, Haley Gorecki, Duke
	16 points, 10 rebounds, 10 assists
Opponent 40+ points:	12/5/19, Kamaria McDaniel, Penn State (40)
Opponent 30+ points:	2/13/22, Teisha Hyman, Syracuse (31)
Opponent 20+ points:	2/13/22, Teisha Hyman, Syracuse (31)
	Alaysia Styles, Syracuse (21)
15+ rebounds:	12/7/21, Liatu King vs. Coppin State (15)
Opponent 15+ rebounds:	2/28/21, Lorela Cubaj, Georgia Tech (17)
10+ assists:	2/28/19, Jasmine Whitney at Wake Forest (12)
Opponent 10+ assists:	12/19/21, Olivia Miles, Notre Dame (11)
Seven or more blocks:	1/18/15, Monica Wignot at Georgia Tech (9)
Six or more blocks:	1/21/21, Rita Igboke vs. Miami (6)
Opponent six or more blocks:	12/29/18, Kadri-Ann Lass, Duquesne (6)
Five or more steals:	2/28/19, Cassidy Walsh at Wake Forest (5)
Two players with 5+ steals:	1/13/19, Jasmine Whitney (6), Kauai Bradley (5)
Opponent 5+ steals:	1/6/22, Emily Engstler, at #3 Notre Dame (6)



Pitt secured just their second ACC Tournament win when they downed #10 Notre Dame, 67-65, behind a game-winning runner from freshman Dayshyanette Harris.

PLAYER SEASON & CAREER HIGHS

	2021-22	CAREER
0 - Sandrine Clesca		
Pts	13 vs. LIU (11/17/21)	13 vs. LIU (11/17/21)
Rebs	4 vs. Northwestern (11/26/21)	4 vs. Northwestern (11/26/21)
Asts	5 vs. LIU (11/17/21)	5 vs. LIU (11/17/21)
Blks	1 vs. Coppin State (12/7/21)	1, 2x; last vs. Coppin State (12/7/21)
Stls	3 vs. LIU (11/17/21)	3 vs. LIU (11/17/21)
Mins	23 vs. Northwestern (11/26/21)	33 at #2 NC State (2/25/21)

1 - Dayshyanette Harris		
Pts	22 at Virginia Tech (1/20/22)	27 at Boston College (2/20/20)
Rebs	7 vs. Holy Cross (12/22/21)	10 vs. Notre Dame (3/4/20)
Asts	7 vs. Wake Forest (1/16/22)	9 at Virginia Tech (12/10/20)
Blks	1, 2x; last vs. Syracuse (2/13/22)	3 vs. Wake Forest (1/30/20)
Stls	3 at Clemson (1/27/22)	4 at Penn State (12/5/19)
Mins	36 at Clemson (1/27/22)	36, 2x; last at Clemson (1/27/22)

2 - Liatu King		
Pts	23 vs. Northwestern (11/26/21)	23 vs. Northwestern (11/26/21)
Rebs	19, 2x; last vs. Northwestern (11/26/21)	19, 2x; last vs. Northwestern (11/26/21)
Asts	4 vs. Radford (11/10/21)	4 vs. Radford (11/10/21)
Blks	1, 12x; last at Boston College (2/15/22)	4 at Boston College (2/16/21)
Stls	4 at #21 Notre Dame (12/19/21)	4 at #21 Notre Dame (12/19/21)
Mins	33 vs. Texas A&M (11/25/21)	33 vs. Texas A&M (11/25/21)

3 - Taisha Exanor		
Pts	11, 2x; last vs. Holy Cross (12/22/21)	11, 2x; last vs. Holy Cross (12/22/21)
Rebs	11 vs. LIU (11/17/21)	11 vs. LIU (11/17/21)
Asts	3 vs. Radford (11/10/21)	3 vs. Radford (11/10/21)
Blks	1, 4x; last vs. Holy Cross (12/22/21)	1, 6x; last vs. last vs. Holy Cross (12/22/21)
Stls	3, 2x; last at Syracuse (1/31/22)	3, 2x; last at Syracuse (1/31/22)
Mins	26, 2x; last at #3 Louisville (1/6/22)	28 at Georgia Tech (2/28/21)

4 - Emy Hayford		
Pts	15 vs. Radford (11/10/21)	15 vs. Radford (11/10/21)
Rebs	4 at Duquesne (11/20/21)	10 vs. FDU (11/19/19)
Asts	6 vs. Lafayette (11/12/21)	6 vs. Lafayette (11/12/21)
Blks	-	1, 3x; last at Virginia Tech (1/9/20)
Stls	3, 2x; last vs. Northwestern (11/26/21)	4 vs. Boston College (3/3/21)
Mins	32 vs. Texas A&M (11/25/21)	33 vs. Duke (2/13/20)

5 - Amber Brown		
Pts	20 vs. Coppin State (12/7/21)	20 vs. Coppin State (12/7/21)
Rebs	14 at Ball State (12/3/21)	14 at Ball State (12/3/21)
Asts	5 vs. Lafayette (11/12/21)	5, 2x; last vs. Lafayette (11/12/21)
Blks	2 at Virginia Tech (1/20/22)	2, 3x; last at Virginia Tech (1/20/22)
Stls	3, 2x; last vs. #15 Georgia Tech (1/11/22)	4 vs. Clemson (12/13/20)
Mins	30, 6x; last at #23 UNC (2/10/22)	38 at Wake Forest (2/11/21)

10 - Ismini Prapa		
Pts	-	12 vs. Notre Dame (3/4/20)
Rebs	-	6 vs. Georgia Tech (3/5/20)
Asts	-	3 vs. Notre Dame (3/4/20)
Blks	-	1, 2x; last at Virginia (2/27/20)
Stls	-	2 vs. Virginia Tech (1/31/19)
Mins	-	24 at #4 Louisville (1/27/19)

	2021-22	CAREER
13 - Tracey Hueston		
Pts	6 vs. #2 NC State (12/10/21)	6, 2x; last vs. #2 NC State (12/10/21)
Rebs	4 vs. Northwestern (11/26/21)	5 vs. Notre Dame (2/22/21)
Asts	1, 2x; last vs. 15 Georgia Tech (1/11/22)	1, 5x; last vs. #15 Georgia Tech (1/11/22)
Blks	2 vs. Coppin State (12/7/21)	2 vs. Coppin State (12/7/21)
Stls	2 vs. Boston College (1/13/22)	2 vs. Boston College (1/13/22)
Mins	13 vs. LIU (11/17/21)	13 vs. LIU (11/17/21)

14 - Cynthia Ezeja		
Pts	8 at Syracuse (1/31/22)	8 at Syracuse (1/31/22)
Rebs	10 vs. Boston College (1/13/22)	13 at Georgia Tech (2/28/21)
Asts	1 vs. #2 NC State (12/10/21)	3 at #2 NC State (2/25/21)
Blks	3, 2x; last at Virginia Tech (1/20/22)	3, 2x; last at Virginia Tech (1/20/22)
Stls	1, 4x; last at Clemson (1/27/22)	2, 2x; last vs. Notre Dame (2/22/21)
Mins	20 vs. #15 Georgia Tech (1/11/22)	27 at Georgia Tech (2/28/21)

15 - Mary Dunn		
Pts	11 vs. Radford (11/10/21)	30 vs. Eastern Michigan (11/16/19)
Rebs	8 vs. Radford (11/10/21)	13 vs. UIC (1/3/19)
Asts	1, 2x; last vs. Duke (2/3/22)	3, 7x; last vs. Purdue Fort Wayne (2/25/21)
Blks	1, 6x; last vs. Holy Cross (12/22/21)	5 vs. Northern Kentucky (1/21/19)
Stls	1, 2x; last vs. South Dakota (11/27/21)	3 vs. Eastern Michigan (11/16/19)
Mins	19 vs. South Dakota (11/27/21)	38 at Milwaukee (3/2/21)

20 - Jayla Everett		
Pts	23 vs. Radford (11/10/21)	34 vs. Loyola Marymount (12/19/19)
Rebs	7, 2x; last vs. Syracuse (2/13/22)	7, 2x; last vs. Syracuse (2/13/22)
Asts	6 at Syracuse (1/31/22)	10 at Air Force (1/11/20)
Blks	4, 2x; last vs. Wake Forest (1/16/22)	4, 2x; last vs. Wake Forest (1/16/22)
Stls	3 vs. #19 Notre Dame (1/23/22)	6 vs. Northern Arizona (11/8/19)
Mins	35 at #23 UNC (2/10/22)	45 at Houston (11/24/18)

21 - Maliyah Johnson		
Pts	7 vs. Wake Forest (1/16/22)	7 vs. Wake Forest (1/16/22)
Rebs	5, 2x; last at Virginia Tech (1/20/22)	5, 2x; last at Virginia Tech (1/20/22)
Asts	1, 8x; last vs. Syracuse (2/13/22)	1, 8x; last vs. vs. Syracuse (2/13/22)
Blks	1 vs. Boston College (1/13/22)	1 vs. Boston College (1/13/22)
Stls	3 vs. LIU (11/17/21)	3 vs. LIU (11/17/21)
Mins	25 vs. Wake Forest (1/16/22)	25 vs. Wake Forest (1/16/22)

23 - Rita Igboke		
Pts	23 vs. Lafayette (11/12/21)	23 vs. Lafayette (11/12/21)
Rebs	14 at #3 Louisville (1/6/22)	18 vs. Ohio (11/29/19)
Asts	2, 2x; last at Boston College (2/15/22)	2, 5x; last at Boston College (2/15/22)
Blks	5, 4x; last at #23 UNC (2/10/22)	6, 2x; last vs. Miami (1/21/21)
Stls	2, 6x; last at #23 UNC (2/10/22)	3, 2x; last vs. GT (2/6/20)
Mins	31 vs. Rutgers (12/1/21)	32 vs. Duke (2/13/20)

31 - Destiny Strother		
Pts	17 vs. LIU (11/17/21)	17 vs. LIU (11/17/21)
Rebs	8 at Duquesne (11/20/21)	8 at Duquesne (11/20/21)
Asts	4 vs. LIU (11/17/21)	4 vs. LIU (11/17/21)
Blks	1, 2x; last at #21 Notre Dame (12/19/21)	1, 4x; last at #21 Notre Dame (12/19/21)
Stls	4, 2x; last at Syracuse (1/31/22)	4, 2x; last at Syracuse (1/31/22)
Mins	28 vs. Texas A&M (11/25/21)	28, 2x; last vs. Texas A&M (11/25/21)

SINGLE GAME INDIVIDUAL RECORDS...

INDIVIDUAL

FIELD GOALS ATTEMPTED

	FGA	Player	Date	Opponent
1.	31	Wanda Randolph	12/16/77	vs. Tennessee
	31	Brianna Kiesel	2/6/13	vs. Providence
3.	30	Wanda Randolph	2/23/79	vs. Rutgers
	30	Wanda Randolph	12/21/78	vs. Clemson
5.	29	Debbie Lewis	3/4/78	vs. Penn State

FIELD GOAL PERCENTAGE (MIN 8 MADE)

	FG%	Player (FGM-A)	Date	Opponent
1.	1.000	Kalista Walters (12-12)	12/31/17	vs. Chicago State
2.	.875	Lorri Johnson (14-16)	12/19/88	vs. Cleveland State

3FG MADE

	3FGM	Player	Date	Opponent
1.	7	Alayna Gribble	1/14/18	vs. Georgia Tech
	7	Alayna Gribble	2/2/17	at Syracuse
	7	Abby Dowd	1/14/12	at DePaul
	7	Haley Harquth	1/15/02	at Rutgers
	7	Haley Harquth	1/12/02	vs. Boston College
	7	Erin Maloy	2/1/92	vs. Providence
	7	Lorri Johnson	2/7/90	vs. Seton Hall

3FG ATTEMPTED

	3FGA	Player	Date	Opponent
1.	18	Erin Maloy	1/11/92	vs. Miami

3FG PERCENTAGE (MIN 4 MADE)

	3FG%	Player (3FGM-A)	Date	Opponent
1.	1.000	Jasmine Whitney (5-5)	11/12/16	vs. Mount St. Mary's
	1.000	Aysia Bugg (5-5)	11/27/15	vs. Old Dominion
	1.000	Ismini Prapa (4-4)	3/4/20	vs. Notre Dame
	1.000	Shayla Scott (4-4)	12/31/10	at Central Michigan
	1.000	Ashlee Anderson (4-4)	12/31/10	at Central Michigan

FREE THROWS MADE

	FTM	Player	Date	Opponent
1.	16	Laine Selwyn	2/26/02	vs. Providence

FREE THROWS ATTEMPTED

	FTA	Player	Date	Opponent
1.	19	Jennifer Bruce	2/13/85	vs. Seton Hall

FREE THROW PERCENTAGE

	FT%	Player	Date	Opponent
1.	1.000	Brenna Wise (13-13)	2/16/17	vs. Virginia Tech
	1.000	Brianna Kiesel (12-12)	2/5/15	at NC State
	1.000	Shavonte Zellous (12-12)	3/3/07	vs. Cincinnati
4.	1.000	Latia Howard (11-11)	12/21/96	vs. Duquesne
5.	1.000	Brianna Kiesel (10-10)	2/1/15	vs. Miami
6.	1.000	Jennifer Shingler (10-10)	1/30/90	vs. Providence

POINTS

	Pts.	Player	Date	Opponent
1.	45	Lorri Johnson	12/18/90	vs. Kent State
2.	42	Shavonte Zellous	12/21/08	vs. Florida
3.	39	Lorri Johnson	11/29/90	vs. Duquesne
	39	Lorri Johnson	1/11/89	vs. Syracuse
	39	Wanda Randolph	1/22/77	vs. Mercer

REBOUNDS

	Rebs.	Player	Date	Opponent
1.	30	Debbie Jones	12/13/75	vs. Glassboro
2.	25	Wanda Randolph	2/18/77	vs. Lock Haven
3.	23	Pam Piklasevich	1/30/80	vs. Syracuse
	23	Wanda Randolph	2/24/77	vs. Edinboro
	23	Debbie Jones	2/28/76	vs. Temple

ASSISTS

	Asts.	Player	Date	Opponent
1.	16	Laine Selwyn	12/30/01	vs. St. Francis
	16	Kim Tirik	1/18/84	vs. West Virginia
	16	Debbie Lewis	1/30/78	vs. La Salle
4.	15	Debbie Lewis	2/6/82	vs. Cleveland State
5.	14	Three players tied		

BLOCKS

	Blks.	Player	Date	Opponent
1.	11	Wanda Randolph	2/10/78	vs. St. Joseph's
2.	10	Wanda Randolph	2/24/77	vs. Edinboro
3.	9	Monica Wignot	1/15/15	at Georgia Tech
	9	Renita Aughburns	1/16/80	vs. Edinboro
	9	Wanda Randolph	2/22/78	vs. Edinboro

STEALS

	Stls.	Player	Date	Opponent
1.	10	Debbie Lewis	11/30/80	vs. Wyoming
2.	9	Laine Selwyn	1/15/03	vs. Virginia Tech
	9	Carol Morton	1/14/95	vs. Boston College
	9	Debbie Lewis	12/6/80	vs. DePaul
	9	Debbie Lewis	1/26/80	vs. Maryland



Wanda Randolph is the only Panther in program history to record double digit blocks in a game as she recorded a program record 11 swats vs. St. Joseph's in 1978 and 10 rejections against Edinboro in 1977.

SINGLE GAME TEAM RECORDS...

TEAM

POINTS

	Pts.	Opponent	Date	Result
Overall	112	at Allegheny CC	1/22/77	W, 112-25
	112	vs. Bowie State	12/5/81	W, 112-62
Home	112	vs. Bowie State	12/5/81	W, 112-62
Away	112	at Allegheny CC	1/22/77	W, 112-25
Neutral	109	vs. Kean	3/12/76	W, 109-72
In a loss	105	at Providence	2/8/89	L, 123-105
By an opponent	123	at Providence	2/8/89	L, 123-105
Both teams total	228	at Providence	2/8/89	L, 123-105

FEWEST POINTS

	Pts.	Opponent	Date	Result
Overall	32	vs. Cheyney State	12/14/75	L, 47-32
	32	at St. John's	1/16/13	L, 61-32
Home	32	vs. Cheyney State	12/14/75	L, 47-32
Away	32	at St. John's	1/16/13	L, 61-32
Neutral	38	vs. Wake Forest	2/28/18	L, 72-38
In a win	49	vs. Villanova	2/25/95	W, 49-44
	49	vs. Penn State	11/18/98	W, 49-46
By an opponent	24	at Robert Morris	2/17/76	W, 62-24
Both teams total	71	at St. John's	1/27/01	L, 38-33

FIELD GOALS MADE

	FGM	Opponent	Date
1.	51	vs. Allegheny CC	1/22/77

FIELD GOALS ATTEMPTED

	FGA	Opponent	Date
1.	113	vs. Kent State	1/24/77

3FG MADE

	3FGM	Opponent	Date
1.	15	vs. Arkansas St.	11/25/17
2.	13	vs. Michigan	11/20/14

3FG ATTEMPTED

	3FGA	Opponent	Date
1.	35	vs. Notre Dame	1/25/18
2.	30	vs. North Carolina	2/14/21
	30	vs. Mt. St. Mary's	11/12/16
	30	vs. Duke	1/28/16

FREE THROWS MADE

	FTM	Opponent	Date
1.	37	vs. Providence	1/23/10

FREE THROWS ATTEMPTED

	FTA	Opponent	Date
1.	52	vs. St. John's	3/4/95

REBOUNDS

	Rebs.	Opponent	Date
1.	68	vs. Providence	2/6/13

ASSISTS

	Assts.	Opponent	Date
1.	34	at FAU	12/7/02

BLOCKS

	Blks.	Opponent	Date
1.	14	vs. Loyola (Md.)	11/30/14

STEALS

	Stls.	Opponent	Date
1.	25	vs. Niagara	11/22/81



The Panthers connected on a program record 15 three-pointers in a 87-47 victory over Arkansas State inside the Pete on 11/25/17. Junior **Kauai Bradley** drilled a team-high three triples in the victory.



The Panthers grabbed a program record 68 rebounds in a home double overtime loss to Providence on Feb. 7, 2013. Freshman Loliya Briggs grabbed a career-high nine rebounds in the loss.

PETERSEN EVENTS CENTER RECORDS...

PITTSBURGH RECORDS

TEAM	STAT	INDIVIDUAL
104 vs. Norfolk State (12/29/02)	Points	36, Asia Logan vs. William & Mary (11/11/12)
39 (3x), last vs. WKU (12/30/08)	FG Made	13 (3x), last by Danielle Garven vs. North Carolina (2/14/19)
81 vs. Louisville (2/8/06)	FG Attempted	31, Brianna Kiesel vs. Providence (2/6/13)
67.2 vs. Youngstown State (11/29/08)	FG Percentage	1.000 (min. 5 made) 12-of-12, Kalista Walters vs. Chicago State (12/31/17)
13 vs. Michigan (11/20/14)	3FG Made	6 (3x), last by Aysia Bugg vs. Central Conn. State (11/11/19)
30 (3x), last vs. North Carolina (2/14/21)	3FG Attempted	15, Jessica Allen vs. Clemson (12/21/03)
69.2 (min. 5 attempts) vs. Akron (11/22/05)	3FG Percentage	1.000 (min. 5 made), 5-of-5 by Jasmine Whitney vs. Mount St. Mary's (11/12/16)
30 vs. Syracuse (1/9/08)	FT Made	15, Brianna Kiesel vs. Central Michigan (11/20/11)
37 vs. Syracuse (1/9/08)	FT Attempted	17, Brianna Kiesel vs. Central Michigan (11/20/11)
94.7, 18-of-19, (min. 6 made) vs. Holy Cross (12/6/15)	FT Percentage	1.000 (multiple times), last 10-10 by Jayla Everett vs. Hofstra (11/29/20)
68 vs. Providence (2/6/13)	Rebounds	22, Chelsea Cole vs. Seton Hall (2/20/10)
32 vs. Slippery Rock (11/23/16)	Assists	14 (2x), last by Shavonte Zellous vs. DePaul (2/24/07)
28 vs. West Virginia (12/8/18)	Turnovers	10, Dayshyanette Harris vs. Syracuse (1/19/20)
14 vs. Loyola (11/30/14)	Blocks	6 (2x), last by Rita Igbokwe vs. Miami (1/21/21)
18 vs. New Orleans (11/9/18)	Steals	8, Shayla Scott vs. Youngstown State (11/12/10)

OPPONENT RECORDS

TEAM	STAT	INDIVIDUAL
112 by Notre Dame (1/16/14)	Points	36, Kelly Mazzante (Penn State, 12/14/02)
40 by Notre Dame (1/16/14)	FG Made	13, Laura Kurz (Villanova, 2/18/09)
78 by Notre Dame (2/3/09)	FG Attempted	30, Kelly Mazzante (Penn State, 12/14/02)
62.2 by Xavier (12/28/03)	FG Percentage	--
15 by #2 NC State (12/10/21)	3FG Made	6 (8x), last Dara Mabrey (Virginia Tech, 1/31/19)
48 by Youngstown State (11/12/10)	3FG Attempted	18, Kelsey Mitchell (Miami, 1/21/21)
75.0 (9-of-12) by Notre Dame (1/6/14)	3FG Percentage	--
34 by Syracuse (1/7/12)	FT Made	15, Iasia Hemingway (Syracuse, 1/7/12)
39 by George Mason (11/25/20)	FT Attempted	18, Alex Klein (Bryant, 12/6/16)
59 by Bucknell (11/8/13)	Rebounds	21, Sugieri Monsac (Robert Morris (12/1/04)
27 by Connecticut (2/21/12)	Assists	14, Nadirah McKenith (St. John's, 3/1/10)
29 (2x), last by New Orleans (11/9/18)	Turnovers	12, Jill Furstenburg (Providence, 2/19/05)
10 (4x) last by Lafayette (12/31/11)	Blocks	6 (3x), last Rashidat Junaid (Rutgers, 1/10/10)
14 by Penn State (12/9/04)	Steals	5, Mykasa Robinson (Louisville, 2/18/21)





LANCE WHITE

HEAD COACH | 4TH SEASON | TEXAS TECH '96

Lance White enters his fourth season at the helm of the Panthers in 2021-22 after being named as the ninth head coach in Pitt women's basketball history on April 19, 2018.

The 2020-21 campaign was an interesting one for all involved but the Panthers continued to forge ahead on the court. White's offense continued their steady improvement as they finished the season averaging 64.3 points per game during ACC contests, their highest per game average since joining the conference in 2013-14. The offense also netted 70+ points five times and 80+ points twice, the most by Pitt since joining the ACC.

Junior transfer Jayla Everett was able to make an immediate impact for the Panthers as she led the team in scoring (15.4 ppg) and three-pointers (52). Her 15.4 ppg was the highest per game average by a Pitt transfer in program history while also leading all ACC newcomers. Everett also earned Honorable Mention All-ACC honors, marking the first player under Coach White to earn All-Conference recognition and just the second in program history (Brianna Kiesel).

Off the court in 2020-21, sophomore Dayshanette Harris claimed her second straight Academic All-ACC award while the Panthers posted a 3.16 team GPA. Pitt also had eight ACC Honor Roll members, the most since 2016-17.

During the 2019-20 season, White's second season in charge, the Panthers showed growth in every part of the program and it was capped with an ACC Tournament victory over the defending ACC Champions, Notre Dame. The win over the Irish marked just the Panthers second ACC Tournament win in program history as freshman sensation Dayshanette Harris knocked down the game-winning jumper with just 2.7 seconds left in the game. With the win, Pitt handed Notre Dame just their second loss in ACC Tournament history.

The foundation for the Pitt program was laid in season two as White's "First Class" of seven student-athletes made huge impacts that will shape the program for years to come. The Pitt freshman class of Harris, Amber Brown, Emy Hayford and Rita Igbokwe was not only the best freshman class in the ACC but they were one of the best in the NCAA. The quartet averaged 31.0 points/game combined, the most ever by a Pitt freshman class.

The youthful Panthers roster during the 2019-20 campaign was able to gain loads of experience that will help down the road as Pitt was the only team in the ACC to start five newcomers, doing so in the final seven games of the season.

White signed his highest ranking recruiting class for the 2020-21 campaign as he will have five newcomers to the lineup, three freshman and two transfer student-athletes. The three freshman joining the program are Tracey Hueston, the 73rd ranked recruit in the 2020 class, Liatu King and Taisha Exanor. Hueston is the highest rated recruit for the Panthers since joining the ACC while King and Exanor are both three-star prospects with winning pedigrees.

Also joining the 2020 class will be New Mexico transfer Jayla Everett who earned the Mountain West Freshman of the Year accolades in 2018-19 after coming out of Kirkwood High School ranked as the 94th best player in the 2018 class. Sophomore Destiny Strother also transferred to Pitt after one year at Marquette, helping the Eagles to a 24-8 record while coming off the bench.

THE WHITE FILE COACHING HIGHLIGHTS

- Earned first career victory as a head coach on Nov. 9, 2018 as Pitt downed New Orleans 90-38.
- Notched his first ACC of his head coaching career on Feb. 14, 2019 as the Panthers beat North Carolina, 91-78 at the Petersen Events Center.
- Led Panthers to just the second ACC Tournament win in program history on Mar. 4, 2020, downing defending champs Notre Dame, 67-65.
- Named WBCA National Assistant Coach of the Year in 2017.
- Made five appearances in the NCAA Sweet 16 as an assistant coach.
- Coached 10 WNBA draft picks and 38 All-ACC award winners in his coaching career.

COACHING EXPERIENCE

- Head Coach, Pitt, 2018-Pres.
- Associate HC, FSU, 2012-18
- Assistant coach, FSU, 2003-12
- Assistant coach, Texas Tech, 1998-03
- GA coach, Texas Tech, 1996-98
- Team manager, Texas Tech, 1992-96

EDUCATION

Undergraduate Degree: B.S. exercise & sport science

Graduate Degree: M.S. sports administration

Alma Mater: Texas Tech '96, '98

PERSONAL

Hometown: Spur, Texas

Family: Married to Melanie White; has two children: Vivian & Quentin

White came to Pitt after spending 15 years at Florida State, where he helped the Seminoles to a 350-145 (.707) record, including 12 seasons of 20+ wins.

During his final season at Florida State (2017-18), the Seminoles posted 25 or more wins for the fourth consecutive season, finishing with a 26-7 overall record and averaged the second-most points in a season in program history with 81.0 points per game. It was just the second time FSU averaged 80 or more points per game in a season. The team ranked in the Top 20 nationally in field goal percentage (20th), offensive rebounds per game (16th), rebound margin (sixth), rebounds per game (11th), scoring margin (10th) and scoring offense (13th). The Seminoles led the ACC in rebounding offense (42.8), rebounding margin (+10.0) and offensive rebounding percentage (41.4 percent).

During his time at FSU, 10 players were selected in the WNBA Draft, eight earned ACC All-Defensive team honors and 37 earned all-conference awards. He helped the Seminoles reach the NCAA Tournament in 13 of the past 14 years, while the team won at least one NCAA Tournament game in each of its past 15 appearances.

For his standout coaching efforts during the 2016-17 season, White was named the Women's Basketball Coaches Association (WBCA) National Assistant Coach of the Year.

White helped FSU reach new levels of success and brought an infectious energy to the program. He directed the Seminole defense and offense during his tenure in addition to being one of the country's top recruiters.

Florida State captured back-to-back regular season ACC co-titles in 2010 and 2011, and advanced to the 2010 NCAA Tournament Elite Eight. After serving as assistant coach for the first nine seasons in Tallahassee, White was promoted to associate head coach in advance of the 2012-13 campaign.

Prior to FSU, White spent 11 seasons at Texas Tech, including five years as an assistant coach with the Lady Raiders' top-10 program under legendary head coach Marsha Sharp. With White on staff, Texas Tech won three Big 12 championships and advanced to seven consecutive NCAA Tournaments, including five Sweet 16 and two Elite Eight appearances. He was a student assistant on Tech's 1993 national championship team and a graduate assistant coach for two seasons before being elevated to a full-time coach in 1998.

While in Lubbock, White worked with some of the best players the game has ever seen, including National Player of the Year and three-time WNBA MVP Sheryl Swoopes as well as Plenette Pierson, who was named 2007 WNBA Sixth Woman of the Year.

A 1996 graduate of Texas Tech, White earned his bachelor's degree in exercise and sports science. He went on to receive a master's degree in sports administration in August 1998. He attended Lubbock Christian University for three semesters before transferring to Texas Tech in January 1993.

As a high school athlete in Spur, he was a three-time All-District selection, two-time All-Region, and two-time third team all-state choice in basketball. His high school basketball and football teams advanced to the regional round both his junior and senior years. In addition to his football and basketball accolades, he was listed in the Spalding Top 100 tennis players in 1991.

He is married to the former Melanie Smith. The Whites are the proud parents of Quentin and Vivian.

WHITE YEAR-BY-YEAR

YEAR	OVERALL	PCT	CONF	PCT	POSTSEASON
1998-99	30-4	.882	14-2	.875	NCAA Sweet 16
1999-00	28-5	.848	13-3	.813	NCAA Elite Eight
2000-01	25-7	.781	13-3	.813	NCAA Sweet 16
2001-02	20-12	.625	8-8	.500	NCAA Sweet 16
2002-03	29-6	.829	13-3	.813	NCAA Elite Eight
2003-04	15-15	.500	7-9	.438	WNIT Second Round
2004-05	24-8	.750	9-5	.643	NCAA Second Round
2005-06	20-10	.667	10-4	.714	NCAA Second Round
2006-07	24-10	.706	10-4	.714	NCAA Sweet 16
2007-08	19-14	.576	7-7	.500	NCAA Second Round
2008-09	26-8	.765	12-2	.857	NCAA Second Round
2009-10	29-6	.829	12-2	.857	NCAA Elite Eight
2010-11	24-8	.750	11-3	.786	NCAA Second Round
2011-12	14-17	.452	6-10	.375	--
2012-13	23-10	.697	11-7	.611	NCAA Second Round
2013-14	21-12	.636	7-9	.438	NCAA Second Round
2014-15	32-5	.865	14-2	.875	NCAA Elite Eight
2015-16	25-8	.758	13-3	.813	NCAA Sweet 16
2016-17	28-7	.800	13-3	.813	NCAA Elite Eight
2017-18	26-7	.788	12-4	.750	NCAA Second Round
2018-19	10-21	.323	2-14	.125	--
2019-20	5-26	.161	1-17	.056	--
2020-21	5-14	.263	3-12	.200	--
2021-22	11-14	.440	2-12	.143	--

BOLD - Head Coach at Pitt




ON THE PITT BENCH



TERRI MITCHELL

Associate Head Coach | Duquesne, 1989

- » Fourth season at Pitt serving as associate head coach under head coach Lance White. Works with the Pitt guards.
- » Came to Pittsburgh after 18 seasons (1996-2014) as head coach at Marquette. Finished her time with the Golden Eagles as the program's all-time winningest head coach with a 348 career victories and advanced to the postseason 15 times.
- » Inducted into the Wisconsin Basketball Coaches Association Hall of Fame on Sept. 25, 2021.
- » She is a Harrisburg, PA native and was a four-year letterwinner and co-captain at Duquesne from 1985-89.



JOSH PETERSEN

Assistant Coach | Florida State, 2012


- » Fourth season at Pitt serving as assistant coach under head coach Lance White. Works with the Pitt post players.
- » Previously served as Assistant Coach at UNC Asheville for four seasons under Brenda Mock Kirkpatrick.
- » Spent six seasons at Florida State under the tutelage of White, two as graduate assistant and four as head team manager.
- » A native of Abernathy, TX, Petersen's middle school teacher at Hoover Middle School was White's wife, Melanie White.



BRIANNA KIESEL

Assistant Coach | Pitt, 2015

- » First season at Pitt serving as assistant coach under head coach Lance White. Works with the Pitt point guards.
- » Wrapped up her six year professional playing career (WNBA & overseas) earlier this season.
- » Returns to her alma mater after leading the Panthers to their last NCAA Tournament appearance (2015) as she averaged a career-high 18.4 ppg, 5.0 rpg and 4.5 apg while earning First Team All-ACC and All-ACC Defensive Team honors.
- » Finished her career ranked fifth in points (1,938) and assists (433) while having her name etched on the prestigious Varsity Walk.



BRITTANY BUCHHEIT

Athletic Trainer | California University of Pennsylvania, 2012


- » Third season at Pitt serving as athletic trainer under head coach Lance White.
- » Previously served as the athletic trainer for the Binghamton women's basketball team for the past four seasons.
- » Served as an intern athletic trainer at Binghamton before being promoted to full time in 2014.
- » She is a native of St. Mary's, PA and earned her graduate degree from California University of Pennsylvania in 2014.



ALI HOESLY

Director of Basketball Operations | Rutgers, 2016

- » Fourth season at Pitt serving as the director of basketball operations under head coach Lance White.
- » Previously served as assistant director of basketball operations and executive assistant to the head coach at Florida State.
- » Prior to her time at FSU, she was the head student manager for the Rutgers women's basketball team for two seasons.
- » Also served as an operations intern for the Washington Mystics in the WNBA in 2015.



BRYCE AGLER

Director of Video & Player Performance | Wittenburg, 2014

- » First season at Pitt serving as director of video & player performance under head coach Lance White.
- » Spent the last five seasons as an assistant coach in the WNBA (Los Angeles & Dallas).
- » Helped lead the Los Angeles Sparks to the 2016 WNBA Championship.
- » A 2014 graduate of Wittenburg, he started his coaching career as a women's basketball assistant coach at Eastern Illinois.



KAILA EALEY

Director of Recruiting Operations | NC State, 2018

- » First season at Pitt serving as director of recruiting operations under head coach Lance White.
- » Prior to Pitt, she was a five-year member of the women's basketball team at NC State (2015-20).
- » Finished off her playing career with 36 starts, 435 points, 326 rebounds, 241 assists and 104 steals.
- » Two-time All-ACC Academic Honor Roll member during her impressive collegiate career.

0 SANDRINE CLESCA

SO | Guard | 5-9 | Undeclared
Laval, Quebec, Canada | Winston-Salem Christian School



- Has appeared in 22 games this season for the Panthers as the backup point guard.
- Broke out for a career-high 13 points, five assists, three rebounds and three steals in the win over LIU. She netted all 13 points in the fourth quarter.
- Netted nine points, a career-high four rebounds and three assists in the win over Northwestern.
- Had a career-high four assists and three rebounds in the win over Lafayette.
- Ranks 5th on the team in assists (32) while also adding 10 steals on the season.



ABOUT CLESCA: High basketball IQ point guard who likes to create for others. Can get into the paint and distribute to teammates. Improving jumper will make her more difficult to guard.

Last Appearance: 7 mins, 4 pts, 2 stls at Boston College.

SEASON/CAREER HIGHS

POINTS

Season 13 vs. LIU, 11/17/21
Career 13 vs. LIU, 11/17/21

REBOUNDS

Season 4 vs. Northwestern, 11/26/21
Career 4 vs. Northwestern, 11/26/21

ASSISTS

Season 5 vs. LIU, 11/17/21
Career 5 vs. LIU, 11/17/21

BLOCKS

Season 1 vs. Coppin State, 12/7/21
Career 1, 2x; last vs. Coppin State, 12/7/21

STEALS

Season 3 vs. LIU, 11/17/21
Career 3 vs. LIU, 11/17/21

MINUTES

Season 20 vs. Radford, 11/10/21
Career 33 at NC State, 2/25/21

FIELD GOALS MADE

Season 4 vs. LIU, 11/17/21
Career 5 at NC State, 2/25/21

FIELD GOALS ATTEMPTED

Season 8 vs. LIU, 11/17/21
Career 9, 2x; last at Georgia Tech, 2/28/21

3PT FIELD GOALS MADE

Season 1 vs. LIU, 11/17/21
Career 2 at NC State, 2/25/21

3PT FIELD GOALS ATTEMPTED

Season 4 vs. South Dakota, 11/27/21
Career 4 vs. South Dakota, 11/27/21

FREE THROWS MADE

Season 4 vs. LIU, 11/17/21
Career 4 vs. LIU, 11/17/21

FREE THROWS ATTEMPTED

Season 4 vs. LIU, 11/17/21
Career 4 vs. LIU, 11/17/21

2021-22 GAME-BY-GAME STATS

Opponent	Date	GS	MIN	Total			3-Pointers		Free throws		Rebounds			PF	A	TO	BLK	STL	PTS	AVG
				FG	FGA	PCT	3FG	3FGA	PCT	FT	FTA	PCT	OFF							
Radford	11/10/2021		19:58	2-3	.667	0-0	.000	1-2	.500	1	1	2	2	0	2	3	0	0	5	5.0
Lafayette	11/12/2021		13:15	1-1	1.000	0-0	.000	0-0	.000	0	3	3	2.5	0	4	1	0	0	2	3.5
LIU	11/17/2021		19:05	4-8	.500	1-3	.333	4-4	1.000	0	3	3	2.7	2	5	3	0	3	13	6.7
at Duquesne	11/20/2021		08:00	0-1	.000	0-0	.000	0-0	.000	0	0	0	2.0	2	1	2	0	1	0	5.0
vs Texas A&M	11/25/2021		07:05	0-0	.000	0-0	.000	0-0	.000	0	0	0	1.6	2	0	0	0	0	0	4.0
vs Northwestern	11/26/2021		22:47	2-4	.500	1-1	1.000	4-4	1.000	3	1	4	2.0	4	3	3	0	0	9	4.8
vs South Dakota	11/27/2021		17:39	1-7	.143	0-3	.000	1-1	1.000	0	0	0	1.7	4	2	5	0	1	3	4.6
Rutgers	12/01/2021		04:25	1-2	.500	0-0	.000	0-0	.000	0	0	0	1.5	0	0	0	0	1	2	4.3
at Ball St.	12/04/2021		08:47	1-2	.500	0-0	.000	0-0	.000	0	0	0	1.3	1	2	0	0	0	2	4.0
Coppin St.	12/07/2021		14:53	1-1	1.000	0-0	.000	0-0	.000	0	3	3	1.5	0	3	1	1	0	2	3.8
NC State	12/10/2021		06:12	0-0	.000	0-0	.000	2-2	1.000	0	0	0	1.4	0	1	1	0	0	2	3.6
at Notre Dame	12/19/2021		01:30	0-0	.000	0-0	.000	0-0	.000	0	0	0	1.3	0	0	0	0	0	0	3.3
Holy Cross	12/22/2021		03:02	0-0	.000	0-0	.000	0-0	.000	0	0	0	1.2	0	1	0	0	0	0	3.1
Georgia Tech	01/11/2022		15:09	1-6	.167	0-1	.000	0-0	.000	0	2	2	1.2	2	2	2	0	0	2	3.0
Boston College	01/13/2022		13:11	0-0	.000	0-0	.000	2-2	1.000	1	2	3	1.3	2	2	2	0	0	2	2.9
Wake Forest	01/16/2022		13:29	1-5	.200	0-1	.000	0-0	.000	0	1	1	1.3	0	1	1	0	0	2	2.9
at Virginia Tech	01/20/2022		00:50	0-0	.000	0-0	.000	0-0	.000	0	0	0	1.2	0	0	0	0	0	0	2.7
at Syracuse	01/30/2022		09:56	2-3	.667	0-1	.000	0-0	.000	0	3	3	1.3	0	1	1	0	0	4	2.8
Duke	02/03/2022		06:44	1-1	1.000	0-0	.000	1-1	1.000	0	0	0	1.3	0	1	0	0	2	3	2.8
at North Carolina	02/10/2022		07:13	0-0	.000	0-0	.000	0-0	.000	0	3	3	1.4	2	0	2	0	0	0	2.7
Syracuse	02/13/2022		05:37	0-1	.000	0-1	.000	0-0	.000	0	1	1	1.3	0	1	0	0	0	0	2.5
at Boston College	02/15/2022		07:01	1-4	.250	0-0	.000	2-2	1.000	0	0	0	1.3	0	0	1	0	2	4	2.6
Totals			0 225:48	19-49	.388	2-11	.182	17-18	.944	5	23	28	1.3	21	32	28	1	10	57	2.6

Player Averages

Games Played	Minutes/game	Points/game	FG Pct	3FG Pct	FT Pct	Rebounds/game	Assists/game	Turnovers/game	Assist/Turnover ratio	Steals/game	Blocks/game
22	10.3	2.6	38.8	18.2	94.4	1.3	1.5	1.3	1.1	0.5	0.0

PRODUCTION TRACKER

	20-21	21-22	Streak	Career
Scored 5+ Points	4	3	-	7
Scored 10+ Points	1	1	-	2
Had Multiple Assists	3	9	-	12
Led Pitt in Assists	-	4	-	4
Had a Steal	3	6	1	9
Made a Three-Pointer	3	3	-	6
Played 20+ Minutes	2	2	-	4
Played 30+ Minutes	1	-	-	1

CAREER STATS

SEASON	TEAM	GP-GS	MIN/AVG	FG-FGA	FG%	3FG-3FGA	3FG%	FT-FTA	FT%	OFF	DEF	TOT	AVG	PF-FO	A	TO	BLK	STL	PTS	AVG
2020-21	Pitt	11-3	130/11.8	14-35	.400	4-8	.500	2-4	.500	1	11	12	1.1	6-0	10	11	1	4	34	3.1
2021-22	Pitt	22-0	226/10.3	19-49	.388	2-11	.182	17-18	.944	5	23	28	1.3	21-0	32	28	1	10	57	2.6
TOTAL		33-3	355/10.8	33-84	.393	6-19	.316	19-22	.864	6	34	40	1.2	27-0	42	39	2	14	91	2.8

1 DAYSHANETTE HARRIS

JR | Guard | 5-7 | Undeclared
Youngstown, OH | Ursuline



- Has appeared in 22 games and made 14 starts after returning to the lineup following a knee injury.
- Was held to a minutes limit as precaution in her first eight games of the season.
- Currently averaging 24.8 minutes, 10.0 points, 3.3 rebounds and 2.9 assists while shooting 75.3% from the free throw line.
- Scored a season-high 22 points, five rebounds and three assists at Virginia Tech.
- Netted 18 points, three rebounds and two steals against South Dakota.
- Posted 14 points and a season-high seven assists in the win over Wake Forest.



ABOUT HARRIS: Athletic and strong guard with an uncanny ability to score the basketball. Loves to attack the rim and is great at finishing through contact. Continuing to improve outside shooting touch.

Last Appearance: 33 mins, 16 pts, 5 rebs, 1 ast, 1 stl at BC.

SEASON/CAREER HIGHS

POINTS

Season 22 at Virginia Tech, 1/20/22
Career 27 at Boston College, 2/20/20

REBOUNDS

Season 7 vs. Holy Cross, 12/22/21
Career 10 vs. Notre Dame, 3/4/20

ASSISTS

Season 7 vs. Wake Forest, 1/16/22
Career 9 at Virginia Tech, 12/10/20

BLOCKS

Season 1, 2x; last vs. Syracuse, 2/13/22
Career 3 vs. Wake Forest, 1/30/20

STEALS

Season 2, 3x; last at #23 North Carolina, 2/10/22
Career 4 at Penn State, 12/5/19

MINUTES

Season 36 at Clemson, 1/27/22
Career 36, 3x; last at Clemson, 1/27/22

FIELD GOALS MADE

Season 9 at Virginia Tech, 1/20/22
Career 10 at Penn State, 12/5/19

FIELD GOALS ATTEMPTED

Season 22 at Virginia Tech, 1/20/22
Career 26 at Boston College, 2/20/20

3PT FIELD GOALS MADE

Season 3 vs. Wake Forest, 1/16/22
Career 3, 3x; last vs. Wake Forest, 1/16/22

3PT FIELD GOALS ATTEMPTED

Season 5 vs. Wake Forest, 1/16/22
Career 8 at Boston College, 2/20/20

FREE THROWS MADE

Season 8 vs. #23 Texas A&M, 11/25/21
Career 8, 2x; last vs. #23 Texas A&M, 11/25/21

FREE THROWS ATTEMPTED

Season 11 vs. #23 Texas A&M, 11/25/21
Career 11 vs. #23 Texas A&M, 11/25/21

2021-22 GAME-BY-GAME STATS

Opponent	Date	GS	MIN	Total			3-Pointers			Free throws			Rebounds				PF	A	TO	BLK	STL	PTS	AVG
				FG	FGA	PCT	3FG	3FGA	PCT	FT	FTA	PCT	OFF	DEF	TOT	AVG							
LIU	11/17/2021		09:33	2-4	500	.000	0-1	.000	2-2	1000	1	5	6	6.0	0	2	1	0	0	0	6	6.0	
at Duquesne	11/20/2021		14:22	0-1	.000	.000	0-0	.000	4-6	.667	1	1	2	4.0	1	4	0	0	0	1	4	5.0	
vs Texas A&M	11/25/2021		20:27	4-9	.444	.000	0-2	.000	8-11	.727	2	0	2	3.3	1	0	3	0	0	16	8.7		
vs South Dakota	11/27/2021		21:51	6-14	.429	.000	1-2	.500	5-6	.833	0	4	4	3.5	4	1	2	0	2	18	11.0		
Rutgers	12/01/2021		25:38	2-3	.667	.000	0-0	.000	3-6	.500	0	6	6	4.0	0	3	1	0	1	7	10.2		
at Ball St.	12/04/2021		14:19	2-6	.333	.000	0-0	.000	4-6	.667	0	0	0	3.3	2	2	3	1	0	8	9.8		
Coppin St.	12/07/2021		27:37	4-9	.444	.000	0-1	.000	1-1	1.000	0	3	3	3.3	3	4	1	0	0	9	9.7		
NC State	12/10/2021		14:43	0-4	.000	.000	0-0	.000	0-0	.000	0	0	0	2.9	3	0	5	0	0	0	8.5		
at Notre Dame	12/19/2021	*	31:15	3-9	.333	1-3	.333	0-0	.000	0	4	4	3.0	0	6	4	0	1	7	8.3			
Holy Cross	12/22/2021	*	27:18	5-11	.455	0-0	.000	1-1	1.000	2	5	7	3.4	2	5	0	0	0	11	8.6			
at Louisville	01/06/2022	*	24:43	1-7	.143	0-0	.000	0-0	.000	0	3	3	3.4	0	2	9	0	0	2	8.0			
Georgia Tech	01/11/2022	*	22:38	4-8	.500	0-2	.000	6-8	.750	0	3	3	3.3	2	1	2	0	1	14	8.5			
Boston College	01/13/2022	*	30:30	6-14	.429	1-2	.500	2-2	1.000	1	5	6	3.5	2	2	4	0	1	15	9.0			
Wake Forest	01/16/2022	*	31:54	3-16	.188	3-5	.600	5-6	.833	1	1	2	3.4	1	7	2	0	1	14	9.4			
at Virginia Tech	01/20/2022	*	31:39	9-22	.409	1-3	.333	3-6	.500	1	4	5	3.5	1	3	2	0	0	22	10.2			
Notre Dame	01/23/2022	*	33:07	5-17	.294	0-2	.000	2-2	1.000	0	0	0	3.3	2	5	4	0	2	12	10.3			
at Clemson	01/27/2022	*	35:33	5-16	.313	2-5	.400	4-5	.800	1	1	2	3.2	3	4	3	0	3	16	10.6			
at Syracuse	01/30/2022	*	16:26	1-4	.250	0-0	.000	0-0	.000	0	3	3	3.2	2	3	3	0	0	2	10.2			
Duke	02/03/2022	*	26:30	1-10	.100	0-0	.000	4-4	1.000	0	1	1	3.1	4	1	1	0	0	6	9.9			
at North Carolina	02/10/2022	*	28:41	5-11	.455	0-1	.000	0-0	.000	1	2	3	3.1	5	3	4	0	2	10	10.0			
Syracuse	02/13/2022	*	23:08	3-10	.300	0-1	.000	0-0	.000	2	3	5	3.2	2	4	5	1	0	6	9.8			
at Boston College	02/15/2022	*	33:08	7-18	.389	1-3	.333	1-1	1.000	2	3	5	3.3	3	1	4	0	1	16	10.0			
Totals			14	545:02	78-223	.350	10-33	.303	55-73	.753	15	57	72	3.3	43	63	63	2	16	221	10.0		

Player Averages

Games Played	Minutes/game	Points/game	FG Pct	3FG Pct	FT Pct	Rebounds/game	Assists/game	Turnovers/game	Assist/Turnover ratio	Steals/game	Blocks/game
22	24.8	10.0	35.0	30.3	75.3	3.3	2.9	2.9	1.0	0.7	0.1

PRODUCTION TRACKER

	20-21	21-22	Streak	Career
Scored 10+ Points	11	11	1	38
Scored 20+ Points	2	1	-	9
Had Multiple Assists	14	16	-	51
Led Pitt in Assists	11	12	-	39
Had Multiple Steals	5	4	-	27
Had 5+ Rebounds	8	7	2	31
Played 20+ Minutes	14	17	4	57
Played 30+ Minutes	6	7	1	27

CAREER STATS

SEASON	TEAM	GP-GS	MIN/AVG	FG-FGA	FG%	3FG-3FGA	3FG%	FT-FTA	FT%	OFF	DEF	TOT	AVG	PF-FO	A	TO	BLK	STL	PTS	AVG
2019-20	Pitt	30-24	832/27.7	139-400	.348	20-75	.267	82-126	.651	29	106	135	4.5	90-5	79	134	7	53	380	12.7
2020-21	Pitt	15-15	401/26.7	70-186	.376	2-19	.105	44-57	.772	13	52	65	4.3	40-2	70	63	3	20	186	12.4
2021-22	Pitt	22-14	545/24.8	78-223	.350	10-33	.303	55-73	.753	15	57	72	3.3	43-1	63	63	2	16	221	10.0
TOTAL		67-53	1778/26.5	287-809	.355	32-127	.252	181-256	.707	57	215	272	4.1	173-8	212	260	12	89	787	11.7

2 LIATU KING

50 | Guard | 6-0 | Undeclared
Washington, D.C. | Bishop McNamara



- Has appeared in 21 games while starting 11 games for the Panthers as a sophomore.
- Averaging 17.4 minutes, 6.2 points and 6.5 rebounds while shooting 45.5% from the floor.
- Posted the best game of her career in the win over Northwestern as she netted a career-high 23 points and 19 rebounds while going 7-of-13 from the floor. She is the only player in the NCAA this season with a game with at least 23 points and 19 rebounds.
- Notched her first career double-double against Texas A&M with 10 points and a career-high 19 rebounds. The 19 rebounds are the most by a Pitt player since 2010.



ABOUT KING: Super strong wing player with a knack for finding the basketball. Solid defender with a good pull up jump shot game. Good rebounder who loves to attack the basket.

Last Appearance: 22 mins, 6 pts, 4 rebs, 1 blks at BC.

SEASON/CAREER HIGHS

POINTS

Season 23 vs. Northwestern, 11/26/21
Career 23 vs. Northwestern, 11/26/21

REBOUNDS

Season 19, 2x; last vs. Northwestern, 11/26/21
Career 19, 2x; last vs. Northwestern, 11/26/21

ASSISTS

Season 4 vs. Radford, 11/10/21
Career 4 vs. Radford, 11/10/21

BLOCKS

Season 1, 12x; last at Boston College, 2/15/22
Career 4 at Boston College, 2/16/21

STEALS

Season 4 at #21 Notre Dame, 12/19/21
Career 4 at #21 Notre Dame, 12/19/21

MINUTES

Season 33 vs. #23 Texas A&M, 11/25/21
Career 33 vs. #23 Texas A&M, 11/25/21

FIELD GOALS MADE

Season 7 vs. Northwestern, 11/26/21
Career 7, 2x; last vs. Northwestern, 11/26/21

FIELD GOALS ATTEMPTED

Season 13 vs. Northwestern, 11/26/21
Career 13 vs. Northwestern, 11/26/21

3PT FIELD GOALS MADE

Season --
Career --

3PT FIELD GOALS ATTEMPTED

Season --
Career --

FREE THROWS MADE

Season 9 vs. Northwestern, 11/26/21
Career 9 vs. Northwestern, 11/26/21

FREE THROWS ATTEMPTED

Season 12 vs. Northwestern, 11/26/21
Career 12 vs. Northwestern, 11/26/21

2021-22 GAME-BY-GAME STATS

Opponent	Date	GS	MIN	Total		3-Pointers		Free throws		Rebounds				PF	A	TO	BLK	STL	PTS	AVG	
				FG-FGA	PCT	3FG-3FGA	PCT	FT-FTA	PCT	OFF	DEF	TOT	AVG								
Radford	11/10/2021		14:18	2-4	.500	0-0	.000	1-4	.250	3	7	10	10.0	4	4	1	1	0	5	5.0	
Lafayette	11/12/2021		09:02	0-1	.000	0-0	.000	0-0	.000	2	0	2	6.0	0	1	2	1	1	0	2.5	
LIU	11/17/2021		15:41	2-6	.333	0-0	.000	0-1	.000	4	4	8	6.7	1	3	1	1	2	4	3.0	
at Duquesne	11/20/2021		22:40	5-11	.455	0-0	.000	2-4	.500	5	4	9	7.3	1	0	1	0	0	12	5.3	
vs Texas A&M	11/25/2021	*	32:44	5-9	.556	0-0	.000	0-3	.000	6	13	19	9.6	2	2	4	0	1	10	6.2	
vs Northwestern	11/26/2021	*	32:23	7-13	.538	0-0	.000	9-12	.750	7	12	19	11.2	5	0	3	1	0	23	9.0	
vs South Dakota	11/27/2021	*	26:36	1-4	.250	0-0	.000	0-2	.000	2	2	4	10.1	1	0	2	0	1	2	8.0	
Rutgers	12/01/2021	*	22:18	4-8	.500	0-0	.000	3-5	.600	5	1	6	9.6	1	1	2	1	2	11	8.4	
at Ball St.	12/04/2021	*	26:53	2-6	.333	0-0	.000	1-2	.500	4	5	9	9.6	3	1	3	1	0	5	8.0	
Coppin St.	12/07/2021	*	23:22	1-4	.250	0-0	.000	2-2	1.000	2	13	15	10.1	1	1	0	1	0	4	7.6	
NC State	12/10/2021	*	14:33	0-4	.000	0-0	.000	2-2	1.000	1	3	4	9.5	0	0	0	0	0	2	7.1	
at Notre Dame	12/19/2021	*	12:25	5-6	.833	0-0	.000	0-0	.000	2	2	4	9.1	1	0	3	0	4	10	7.3	
Holy Cross	12/22/2021	*	16:58	1-5	.200	0-0	.000	6-6	1.000	4	2	6	8.8	0	1	1	0	1	8	7.4	
Georgia Tech	01/11/2022	*	12:55	0-2	.000	0-0	.000	0-0	.000	0	1	1	8.3	0	0	0	1	0	0	6.9	
Boston College	01/13/2022		03:33	1-1	1.000	0-0	.000	0-2	.000	1	0	1	7.8	0	0	1	0	0	2	6.5	
Wake Forest	01/16/2022		05:21	0-0	.000	0-0	.000	0-0	.000	1	1	2	7.4	2	1	0	1	0	0	6.1	
at Virginia Tech	01/20/2022		03:50	0-1	.000	0-0	.000	0-0	.000	1	0	1	7.1	1	0	1	0	0	0	5.8	
at Clemson	01/27/2022		25:08	5-7	.714	0-0	.000	1-3	.333	0	2	2	6.8	3	1	0	1	1	11	6.1	
at Syracuse	01/30/2022		12:16	3-8	.375	0-0	.000	2-5	.400	4	2	6	6.7	2	0	2	0	1	8	6.2	
Syracuse	02/13/2022		11:17	4-5	.800	0-0	.000	0-2	.000	2	3	5	6.7	3	1	0	1	0	8	6.3	
at Boston College	02/15/2022	*	22:00	2-5	.400	0-0	.000	2-2	1.000	1	3	4	6.5	5	0	4	1	0	6	6.2	
Totals			11	366:13	50-110	.455	0-0	.000	31-57	.544	57	80	137	6.5	36	17	31	12	14	131	6.2

Player Averages

Games Played	Minutes/game	Points/game	FG Pct	3FG Pct	FT Pct	Rebounds/game	Assists/game	Turnovers/game	Assist/Turnover ratio	Steals/game	Blocks/game
21	17.4	6.2	45.5	0.0	54.4	6.5	0.8	1.5	0.5	0.7	0.6

PRODUCTION TRACKER

	20-21	21-22	Streak	Career
Scored 5+ Points	10	12	4	22
Scored 10+ Points	2	6	-	8
Had 5+ Rebounds	8	12	3	20
Had 10+ Rebounds	1	4	-	5
Had Multiple Assists	4	2	-	6
Led Pitt in Rebounds	4	5	-	9
Played 20+ Minutes	4	9	1	13
Played 30+ Minutes	-	2	-	2

CAREER STATS

SEASON	TEAM	GP-GS	MIN/AVG	FG-FGA	FG%	3FG-3FGA	3FG%	FT-FTA	FT%	OFF	DEF	TOT	AVG	PF-FO	A	TO	BLK	STL	PTS	AVG
2020-21	Pitt	19-0	273/14.3	41-89	.461	0-0	.000	13-22	.591	37	51	88	4.6	30-0	11	17	8	7	95	5.0
2021-22	Pitt	21-11	366/17.4	50-110	.455	0-0	.000	31-57	.544	57	80	137	6.5	36-2	17	31	12	14	131	6.2
TOTAL		40-11	639/16.0	91-199	.457	0-0	.000	44-79	.557	94	131	225	5.6	66-2	28	48	20	21	226	5.7

3 TAISHA EXANOR

50 | Guard | 6-0 | Undeclared
Chateaugay, Quebec, Canada | Dawson College



- Has appeared in all 25 games while making the first four starts of her career for Pitt this season.
- Averaging 16.3 minutes, 3.9 points and 3.4 rebounds while connecting on 66.7% of her free throws.
- Posted a career-high 11 points, five rebounds and two steals across 26 minutes of work in the win over Ball State. She also knocked down a career-high three triples.
- Finished off the road game against Syracuse with 10 points, eight rebounds and three steals on 5-of-9 from the floor.



ABOUT EXANOR: Athletic and super long guard with great range and shooting touch. Has a high basketball IQ and causes issues defensively because of her length. Improving off the dribble and rebounding.

Last Appearance: 18 mins, 5 pts, 2 rebs, 2 stls at BC.

SEASON/CAREER HIGHS

POINTS

Season 11, 2x; last vs. Holy Cross, 12/22/21
Career 11, 2x; last vs. Holy Cross, 12/22/21

REBOUNDS

Season 11 vs. LIU, 11/17/21
Career 11 vs. LIU, 11/17/21

ASSISTS

Season 3 vs. Radford, 11/10/21
Career 3 vs. Radford, 11/10/21

BLOCKS

Season 1, 5x; last vs. Holy Cross, 12/22/21
Career 1, 7x; last vs. Holy Cross, 12/22/21

STEALS

Season 3, 3x; last at Syracuse, 1/30/22
Career 3, 3x; last at Syracuse, 1/30/22

MINUTES

Season 26, 2x; last at #3 Louisville, 1/6/22
Career 28 at Georgia Tech, 2/28/21

FIELD GOALS MADE

Season 5, 2x; last at Syracuse, 1/30/22
Career 5, 2x; last at Syracuse, 1/30/22

FIELD GOALS ATTEMPTED

Season 9 at Syracuse, 1/30/22
Career 9, 2x; last at Syracuse, 1/30/22

3PT FIELD GOALS MADE

Season 3 at Ball State, 12/4/21
Career 3 at Ball State, 12/4/21

3PT FIELD GOALS ATTEMPTED

Season 5 at Ball State, 12/4/21
Career 5 at Ball State, 12/4/21

FREE THROWS MADE

Season 3 vs. South Dakota, 11/27/21
Career 3 vs. South Dakota, 11/27/21

FREE THROWS ATTEMPTED

Season 4, 2x; last vs. South Dakota, 11/27/21
Career 4, 2x; last vs. South Dakota, 11/27/21

2021-22 GAME-BY-GAME STATS

Opponent	Date	GS	MIN	Total			3-Pointers		Free throws		Rebounds			PF	A	TO	BLK	STL	PTS	AVG	
				FG-FGA	PCT	3FG-3FGA	PCT	FT-FTA	PCT	OFF	DEF	TOT	AVG								
Radford	11/10/2021	*	25:25	1-6	.167	0-2	.000	2-2	1.000	4	2	6	6.0	0	3	0	0	0	4	4.0	
Lafayette	11/12/2021	*	15:13	1-3	.333	0-0	.000	0-0	.000	2	3	5	5.5	3	1	1	1	0	2	3.0	
LIU	11/17/2021		19:35	1-4	.250	1-2	.500	1-2	.500	3	8	11	7.3	2	1	5	1	1	4	3.3	
at Duquesne	11/20/2021		03:59	0-0	.000	0-0	.000	0-0	.000	0	2	2	6.0	1	0	0	0	0	0	2.5	
vs Texas A&M	11/25/2021		09:51	0-2	.000	0-1	.000	2-4	.500	0	0	0	4.8	1	0	0	0	0	2	2.4	
vs Northwestern	11/26/2021		07:01	1-1	1.000	1-1	1.000	0-0	.000	0	1	1	4.2	2	0	1	0	1	3	2.5	
vs South Dakota	11/27/2021		18:31	2-4	.500	0-2	.000	3-4	.750	0	1	1	3.7	2	0	1	0	3	7	3.1	
Rutgers	12/01/2021		02:11	0-1	.000	0-0	.000	0-0	.000	0	0	0	3.3	0	0	1	0	0	0	2.8	
at Ball St.	12/04/2021		26:02	4-7	.571	3-5	.600	0-0	.000	1	4	5	3.4	1	0	1	0	2	11	3.7	
Coppin St.	12/07/2021		13:01	0-2	.000	0-1	.000	0-0	.000	1	1	2	3.3	1	0	1	0	0	0	3.3	
NC State	12/10/2021		11:00	0-1	.000	0-0	.000	1-2	.500	0	0	0	3.0	3	1	0	1	0	1	3.1	
at Notre Dame	12/19/2021		23:02	5-7	.714	0-1	.000	0-0	.000	3	5	8	3.4	3	1	6	1	1	10	3.7	
Holy Cross	12/22/2021		24:24	4-7	.571	1-3	.333	2-2	1.000	0	3	3	3.4	0	1	2	1	3	11	4.2	
at Louisville	01/06/2022	*	25:50	3-5	.600	0-2	.000	0-0	.000	0	3	3	3.4	2	1	8	0	2	6	4.4	
Georgia Tech	01/11/2022		21:33	2-6	.333	0-2	.000	0-0	.000	0	3	3	3.3	1	0	2	0	0	4	4.3	
Boston College	01/13/2022		05:39	0-1	.000	0-0	.000	0-0	.000	0	1	1	3.2	0	0	1	0	0	0	4.1	
Wake Forest	01/16/2022		15:02	1-4	.250	0-1	.000	0-0	.000	0	4	4	3.2	2	0	1	0	1	2	3.9	
at Virginia Tech	01/20/2022		20:32	1-2	.500	0-0	.000	0-0	.000	2	4	6	3.4	3	1	0	0	0	2	3.8	
Notre Dame	01/23/2022		25:10	3-7	.429	0-1	.000	0-0	.000	2	0	2	3.3	2	0	0	0	1	6	3.9	
at Clemson	01/27/2022		06:57	0-1	.000	0-0	.000	0-0	.000	1	2	3	3.3	1	1	0	0	1	0	3.8	
at Syracuse	01/30/2022		20:51	5-9	.556	0-2	.000	0-0	.000	3	5	8	3.5	2	0	1	1	3	10	4.0	
Duke	02/03/2022	*	21:38	1-5	.200	0-0	.000	0-0	.000	2	6	8	3.7	1	0	2	0	2	2	4.0	
at North Carolina	02/10/2022		12:26	0-0	.000	0-0	.000	0-0	.000	0	1	1	3.6	2	1	3	0	0	0	3.8	
Syracuse	02/13/2022		14:42	2-5	.400	0-0	.000	1-2	.500	1	0	1	3.5	1	0	2	0	0	5	3.8	
at Boston College	02/15/2022		18:14	2-4	.500	1-2	.500	0-0	.000	1	1	2	3.4	2	0	4	0	2	5	3.9	
Totals			4	407:50	39-94	.415	7-28	.250	12-18	.667	26	60	86	3.4	38	12	43	6	23	97	3.9

Player Averages

Games Played	Minutes/game	Points/game	FG Pct	3FG Pct	FT Pct	Rebounds/game	Assists/game	Turnovers/game	Assist/Turnover ratio	Steals/game	Blocks/game
25	16.3	3.9	41.5	25.0	66.7	3.4	0.5	1.7	0.3	0.9	0.2

PRODUCTION TRACKER

	20-21	21-22	Streak	Career
Scored 5+ Points	3	9	2	12
Scored 10+ Points	-	4	-	4
Had 5+ Rebounds	-	8	-	8
Had an Assist	5	8	-	13
Had Multiple Steals	1	7	1	8
Made A Three-Pointer	6	5	1	11
Played 20+ Minutes	2	11	-	13
Played 30+ Minutes	-	-	-	-

CAREER STATS

SEASON	TEAM	GP-GS	MIN/AVG	FG-FGA	FG%	3FG-3FGA	3FG%	FT-FTA	FT%	OFF	DEF	TOT	AVG	PF-FO	A	TO	BLK	STL	PTS	AVG
2020-21	Pitt	16-0	151/9.4	14-47	.298	7-30	.233	1-2	.500	11	12	23	1.4	19-0	5	5	2	8	36	2.3
2021-22	Pitt	25-4	408/16.3	39-94	.415	7-28	.250	12-18	.667	26	60	86	3.4	38-0	12	43	6	23	97	3.9
TOTAL		41-4	558/13.6	53-141	.376	14-58	.241	13-20	.650	37	72	109	2.7	57-0	17	48	8	31	133	3.2

4 EMY HAYFORD

JR | Guard | 5-8 | Undeclared
Maastricht, Netherlands | Calandlyceum



- Has appeared in 24 games while making 17 starts at point guard for the Panthers.
- Averaging 21.9 minutes, 4.8 points, 2.0 assists and 1.8 rebounds while shooting 35.0% from the floor.
- Opened the season with a career-high 15 points, three rebounds, three assists and a steal while going 7-of-8 from the floor.
- Had 10 points to go along with two assists, two steals and a rebound in 27 minutes of work at Boston College.
- Has recorded multiple assists in 16 of 24 games this season while posting seven games with multiple steals.



ABOUT HAYFORD: Explosive guard with an knack for getting to the bucket. Her quickness makes her an asset in the open floor. Great court vision makes her dangerous passing the ball.

Last Appearance: 27 mins, 10 pts, 2 assts, 2 stls, 1 reb at BC.

SEASON/CAREER HIGHS

POINTS

Season 15 vs. Radford, 11/10/21
Career 15 vs. Radford, 11/10/21

REBOUNDS

Season 5 at Clemson, 1/27/22
Career 10 vs. Fairleigh Dickinson, 11/19/19

ASSISTS

Season 6 vs. Lafayette, 11/12/21
Career 6 vs. Lafayette, 11/12/21

BLOCKS

Season 1 at Clemson, 1/27/22
Career 1, 5x; last at Clemson, 1/27/22

STEALS

Season 3, 2x; last vs. Northwestern, 11/26/21
Career 4 vs. Boston College, 3/3/21

MINUTES

Season 32 vs. Texas A&M, 11/25/21
Career 33 vs. Duke, 2/13/20

FIELD GOALS MADE

Season 7 vs. Radford, 11/10/21
Career 7 vs. Radford, 11/10/21

FIELD GOALS ATTEMPTED

Season 8 vs. Radford, 11/10/21
Career 10, 3x; last vs #8 NC State, 1/23/20

3PT FIELD GOALS MADE

Season 2 at Clemson, 1/27/22
Career 3 at Penn State, 12/5/19

3PT FIELD GOALS ATTEMPTED

Season 3, 2x; last at Clemson, 1/27/22
Career 8 at Clemson, 1/16/20

FREE THROWS MADE

Season 5, 2x; last at Boston College, 2/15/22
Career 5, 2x; last at Boston College, 2/15/22

FREE THROWS ATTEMPTED

Season 8 vs. Northwestern, 11/26/21
Career 8 vs. Northwestern, 11/26/21

2021-22 GAME-BY-GAME STATS

Opponent	Date	GS	MIN	Total		3-Pointers		Free throws		Rebounds				PF	A	TO	BLK	STL	PTS	AVG	
				FG-FGA	PCT	3FG-3FGA	PCT	FT-FTA	PCT	OFF	DEF	TOT	AVG								
Radford	11/10/2021	*	19:20	7-8	.875	1-1	1.000	0-0	.000	1	2	3	3.0	3	3	0	0	1	15	15.0	
Lafayette	11/12/2021	*	26:45	1-5	.200	0-1	.000	2-4	.500	1	2	3	3.0	2	6	1	0	0	4	9.5	
LIU	11/17/2021	*	16:01	3-5	.600	0-0	.000	0-1	.000	1	0	1	2.3	1	3	5	0	3	6	8.3	
at Duquesne	11/20/2021	*	23:25	1-5	.200	0-0	.000	2-3	.667	1	3	4	2.8	4	2	1	0	2	4	7.3	
vs Texas A&M	11/25/2021	*	32:25	3-6	.500	0-0	.000	2-2	1.000	0	0	0	2.2	2	0	5	0	0	8	7.4	
vs Northwestern	11/26/2021	*	30:17	1-4	.250	1-1	1.000	5-8	.625	0	1	1	2.0	2	3	2	0	3	8	7.5	
vs South Dakota	11/27/2021	*	31:09	2-4	.500	1-3	.333	0-0	.000	1	2	3	2.1	1	2	4	0	1	5	7.1	
Rutgers	12/01/2021	*	25:28	0-3	.000	0-1	.000	0-0	.000	1	0	1	2.0	1	2	2	0	0	0	6.3	
at Ball St.	12/04/2021	*	26:54	2-6	.333	1-2	.500	0-0	.000	0	3	3	2.1	3	3	1	0	0	5	6.1	
Coppin St.	12/07/2021	*	21:10	2-6	.333	0-1	.000	2-2	1.000	1	0	1	2.0	0	2	3	0	0	6	6.1	
NC State	12/10/2021	*	22:24	1-7	.143	0-1	.000	0-0	.000	0	1	1	1.9	1	0	1	0	0	2	5.7	
at Notre Dame	12/19/2021	*	16:19	2-7	.286	0-2	.000	0-0	.000	1	1	2	1.9	2	1	4	0	0	4	5.6	
Holy Cross	12/22/2021	*	27:17	2-3	.667	1-1	1.000	3-4	.750	0	3	3	2.0	0	3	3	0	2	8	5.8	
at Louisville	01/06/2022	*	27:47	2-7	.286	0-2	.000	4-6	.667	1	2	3	2.1	4	2	4	0	2	8	5.9	
Georgia Tech	01/11/2022	*	19:10	0-4	.000	0-0	.000	0-0	.000	0	0	0	1.9	1	1	3	0	0	0	5.5	
Boston College	01/13/2022	*	04:29	0-1	.000	0-0	.000	0-0	.000	0	0	0	1.8	0	0	1	0	0	0	5.2	
at Virginia Tech	01/20/2022	*	11:11	2-4	.500	0-1	.000	0-0	.000	0	0	0	1.7	1	1	2	0	0	4	5.1	
Notre Dame	01/23/2022	*	10:00	1-2	.500	0-0	.000	0-0	.000	0	2	2	1.7	1	3	0	0	1	2	4.9	
at Clemson	01/27/2022	*	24:28	3-6	.500	2-3	.667	0-0	.000	0	5	5	1.9	4	3	4	1	2	8	5.1	
at Syracuse	01/30/2022	*	19:42	0-6	.000	0-2	.000	0-0	.000	0	2	2	1.9	3	0	2	0	0	0	4.9	
Duke	02/03/2022	*	19:58	3-6	.500	0-0	.000	0-1	.000	1	2	3	2.0	0	2	1	0	1	6	4.9	
at North Carolina	02/10/2022	*	19:24	0-3	.000	0-2	.000	0-0	.000	0	0	0	1.9	3	1	1	0	2	0	4.7	
Syracuse	02/13/2022	*	23:37	1-5	.200	1-4	.250	0-0	.000	1	1	2	1.9	2	2	2	0	0	3	4.6	
at Boston College	02/15/2022	*	27:25	2-4	.500	1-1	1.000	5-6	.833	0	1	1	1.8	4	2	6	0	2	10	4.8	
Totals			17	526:06	41-117	.350	9-29	.310	25-37	.676	11	33	44	1.8	45	47	58	1	22	116	4.8

Player Averages

Games Played	Minutes/game	Points/game	FG Pct	3FG Pct	FT Pct	Rebounds/game	Assists/game	Turnovers/game	Assist/Turnover ratio	Steals/game	Blocks/game
24	21.9	4.8	35.0	31.0	67.6	1.8	2.0	2.4	0.8	0.9	0.0

PRODUCTION TRACKER

	20-21	21-22	Streak	Career
Scored 5+ Points	5	12	1	35
Scored 10+ Points	1	2	1	4
Had Multiple Assists	10	16	2	35
Led Pitt in Assists	5	7	1	15
Had Multiple Steals	3	7	1	16
Led Pitt in Steals	4	5	1	14
Played 20+ Minutes	5	15	1	40
Played 30+ Minutes	1	3	-	7

CAREER STATS

SEASON	TEAM	GP-GS	MIN/AVG	FG-FGA	FG%	3FG-3FGA	3FG%	FT-FTA	FT%	OFF	DEF	TOT	AVG	PF-FO	A	TO	BLK	STL	PTS	AVG
2019-20	Pitt	31-11	684/22.1	53-192	.276	17-86	.198	24-41	.585	33	67	100	3.2	61-2	36	65	4	18	147	4.7
2020-21	Pitt	19-3	349/18.4	25-84	.298	2-19	.105	14-15	.933	16	28	44	2.3	32-1	39	49	0	16	66	3.5
2021-22	Pitt	24-17	526/21.9	41-117	.350	9-29	.310	25-37	.676	11	33	44	1.8	45-0	47	58	1	22	116	4.8
TOTAL		74-31	1559/21.1	119-393	.303	28-134	.209	63-93	.677	60	128	188	2.5	138-3	122	172	5	56	329	4.4

5 AMBER BROWN

JR | Forward | 6-0 | Undeclared
 Monroe, LA | Little Rock Christian Academy



- Has started all 25 games while averaging 9.2 points, 6.1 rebounds and 1.8 assists from her wing position.
- She has started all 75 games in her collegiate career.
- Has two double-doubles on the season including a 14 point and 10 rebound double-double vs. Syracuse. It marked her seventh career double-double.
- Posted her first career 20-point game against Coppin State, finishing with a career-high 20 points, six rebounds, three assists and two steals in the win.
- Ranks 2nd in the ACC with 122 free throw attempts.



ABOUT BROWN: Ferocious rebounder with a knack for finding the ball off the rim. Strong in the open court with a great ability to finish at the hoop through contact. Added speed and improved her jumper during the offseason.

Last Appearance: 29 mins, 9 pts, 2 assts, 2 stls, 1 reb at BC.

SEASON/CAREER HIGHS

POINTS

Season 20 vs. Coppin State, 12/7/21
 Career 20 vs. Coppin State, 12/7/21

REBOUNDS

Season 14 at Ball State, 12/4/21
 Career 14 at Ball State, 12/4/21

ASSISTS

Season 5 vs. Lafayette, 11/12/21
 Career 5, 2x; last vs. Lafayette, 11/12/21

BLOCKS

Season 2 at Virginia Tech, 1/20/22
 Career 2, 3x; last at Virginia Tech, 1/20/22

STEALS

Season 3, 2x; last vs. #15 Georgia Tech, 1/11/22
 Career 4 vs. Clemson, 12/13/20

MINUTES

Season 32 at Ball State, 12/4/21
 Career 39 at Wake Forest, 2/11/21

FIELD GOALS MADE

Season 7, 2x; last at #23 North Carolina, 2/10/22
 Career 7, 3x; last at #23 North Carolina, 2/10/22

FIELD GOALS ATTEMPTED

Season 11 vs. Coppin State, 12/7/21
 Career 14 at Penn State, 12/5/19

3PT FIELD GOALS MADE

Season -
 Career -

3PT FIELD GOALS ATTEMPTED

Season -
 Career 1 at Virginia Tech, 1/9/20

FREE THROWS MADE

Season 7, 2x; last at Clemson, 1/27/22
 Career 8, 2x; last vs. Syracuse, 2/7/21

FREE THROWS ATTEMPTED

Season 12 vs. Coppin State, 12/7/21
 Career 14 vs. Notre Dame, 1/2/20

2021-22 GAME-BY-GAME STATS

Opponent	Date	GS	MIN	Total		3-Pointers		Free Throws		Rebounds				PF	A	TO	BLK	STL	PTS	AVG	
				FG-FGA	PCT	3FG-3FGA	PCT	FT-FTA	PCT	OFF	DEF	TOT	AVG								
Radford	11/10/2021	*	22:09	3-7	.429	0-0	.000	1-3	.333	2	5	7	7.0	3	3	4	0	1	7	7.0	
Lafayette	11/12/2021	*	26:38	1-7	.143	0-0	.000	3-6	.500	5	5	10	8.5	0	5	3	0	0	5	6.0	
LIU	11/17/2021	*	18:45	2-6	.333	0-0	.000	5-8	.625	1	2	3	6.7	1	1	2	0	2	9	7.0	
at Duquesne	11/20/2021	*	30:14	5-10	.500	0-0	.000	4-4	1.000	2	2	4	6.0	1	2	2	0	1	14	8.8	
vs Texas A&M	11/25/2021	*	30:11	0-6	.000	0-0	.000	6-8	.750	1	1	2	5.2	1	0	4	0	1	6	8.2	
vs Northwestern	11/26/2021	*	29:45	2-5	.400	0-0	.000	4-8	.500	2	7	9	5.8	1	2	2	0	0	8	8.2	
vs South Dakota	11/27/2021	*	30:01	1-4	.250	0-0	.000	0-0	.000	2	2	4	5.6	3	1	2	0	1	2	7.3	
Rutgers	12/01/2021	*	29:38	4-8	.500	0-0	.000	4-5	.800	2	5	7	5.8	3	0	1	0	0	12	7.9	
at Ball St.	12/04/2021	*	32:17	6-9	.667	0-0	.000	5-8	.625	4	10	14	6.7	1	2	4	0	2	17	8.9	
Coppin St.	12/07/2021	*	29:15	7-11	.636	0-0	.000	6-12	.500	2	4	6	6.6	0	3	2	0	2	20	10.0	
NC State	12/10/2021	*	25:09	2-4	.500	0-0	.000	2-4	.500	2	4	6	6.5	0	2	2	0	0	6	9.6	
at Notre Dame	12/19/2021	*	17:21	3-3	1.000	0-0	.000	4-6	.667	1	3	4	6.3	0	1	4	0	0	10	9.7	
Holy Cross	12/22/2021	*	29:21	3-6	.500	0-0	.000	1-2	.500	0	8	8	6.5	0	2	6	0	3	7	9.5	
at Louisville	01/06/2022	*	25:18	1-4	.250	0-0	.000	3-4	.750	0	3	3	6.2	1	2	8	0	1	5	9.1	
Georgia Tech	01/11/2022	*	24:02	4-6	.667	0-0	.000	1-4	.250	1	2	3	6.0	4	2	1	0	3	9	9.1	
Boston College	01/13/2022	*	24:42	2-4	.500	0-0	.000	6-6	1.000	1	3	4	5.9	1	3	6	0	1	10	9.2	
Wake Forest	01/16/2022	*	27:30	1-4	.250	0-0	.000	7-10	.700	2	5	7	5.9	2	0	1	0	0	9	9.2	
at Virginia Tech	01/20/2022	*	27:08	0-3	.000	0-0	.000	0-0	.000	3	4	7	6.0	1	3	1	2	0	0	8.7	
Notre Dame	01/23/2022	*	20:06	1-2	.500	0-0	.000	1-2	.500	1	2	3	5.8	3	1	1	0	1	3	8.4	
at Clemson	01/27/2022	*	24:19	4-9	.444	0-0	.000	7-8	.875	2	7	9	6.0	0	1	2	0	0	15	8.7	
at Syracuse	01/30/2022	*	19:11	5-8	.625	0-0	.000	2-3	.667	0	7	7	6.0	2	1	4	0	1	12	8.9	
Duke	02/03/2022	*	23:59	3-12	.250	0-0	.000	0-1	.000	3	5	8	6.1	0	1	2	0	0	6	8.7	
at North Carolina	02/10/2022	*	29:57	7-9	.778	0-0	.000	1-1	.000	1	5	6	6.1	1	1	2	0	1	14	9.0	
Syracuse	02/13/2022	*	26:20	5-10	.500	0-0	.000	4-6	.667	6	4	10	6.3	2	3	5	0	2	14	9.2	
at Boston College	02/15/2022	*	29:06	3-5	.600	0-0	.000	3-4	.750	0	1	1	6.1	2	2	3	0	2	9	9.2	
Totals			25	652:22	75-162	.463	0-0	.000	79-122	.648	46	106	152	6.1	33	44	74	2	25	229	9.2

Player Averages

Games Played	Minutes/game	Points/game	FG Pct	3FG Pct	FT Pct	Rebounds/game	Assists/game	Turnovers/game	Assist/Turnover ratio	Steals/game	Blocks/game
25	26.1	9.2	46.3	0.0	64.8	6.1	1.8	3.0	0.6	1.0	0.1

PRODUCTION TRACKER

	20-21	21-22	Streak	Career
Scored 5+ Points	13	22	6	60
Scored 10+ Points	6	10	-	33
Had 5+ Rebounds	13	14	-	54
Had 10+ Rebounds	2	3	-	14
Led Pitt in Rebounds	6	8	-	29
Played 20+ Minutes	17	22	4	70
Played 30+ Minutes	3	7	-	34
Recorded a Double-Double	-	2	-	7

CAREER STATS

SEASON	TEAM	GP-GS	MIN/AVG	FG-FGA	FG%	3FG-3FGA	3FG%	FT-FTA	FT%	OFF	DEF	TOT	AVG	PF-FO	A	TO	BLK	STL	PTS	AVG
2019-20	Pitt	31-31	987/31.8	106-255	.416	0-1	.000	69-115	.600	80	158	238	7.7	64-0	44	79	10	28	281	9.1
2020-21	Pitt	19-19	479/25.2	45-100	.450	0-0	.000	48-78	.615	40	75	115	6.1	44-2	28	32	2	15	138	7.3
2021-22	Pitt	25-25	652/26.1	75-162	.463	0-0	.000	79-122	.648	46	106	152	6.1	33-0	44	74	2	25	229	9.2
TOTAL		75-75	2118/28.2	226-517	.437	0-1	.000	196-315	.622	166	339	505	6.7	141-2	116	185	14	68	648	8.6

10 ISMINI PRAPA

SR | Guard | 5-7 | Undeclared
Athens, Greece | American Community School of Athens



- No timetable for her return after sustaining a knee injury prior to the start of the 2021-22 season.
- Missed the 2020-21 season due to a knee injury.
- Appeared in 27 games off the bench as a sophomore for the Panthers.
- Netted a career-high 12 points and three assists while going 4-for-4 from behind the arc in the ACC Tournament win over Notre Dame.
- Had 12 games this season with 10+ minutes played including in nine straight to close out her second season.
- Finished off the ACC Tournament with seven points and a career-high six rebounds in the loss to Georgia Tech (3/5/20).



ABOUT PRAPA: Great outside shooter with an improving mid-range game. High basketball IQ player who is a valuable asset for the Panthers off the bench.

Last Appearance: 24 mins, 7 pts, 6 rebs vs. Georgia Tech.

SEASON/CAREER HIGHS

POINTS

Season -
Career 12 vs. Notre Dame, 3/4/20

REBOUNDS

Season -
Career 6 vs. Georgia Tech, 3/5/20

ASSISTS

Season -
Career 3 vs. Notre Dame, 3/4/20

BLOCKS

Season -
Career 1, 2x; last at Virginia, 2/27/20

STEALS

Season -
Career 2 vs. Virginia Tech, 1/31/19

MINUTES

Season -
Career 24, 2x; last vs. Georgia Tech, 3/5/20

FIELD GOALS MADE

Season -
Career 4 vs. Notre Dame, 3/4/20

FIELD GOALS ATTEMPTED

Season -
Career 7, 2x; last vs. #5 Louisville, 2/23/20

3PT FIELD GOALS MADE

Season -
Career 4 vs. Notre Dame, 3/4/20

3PT FIELD GOALS ATTEMPTED

Season -
Career 4, 3x; last vs. Georgia Tech, 3/5/20

FREE THROWS MADE

Season -
Career 2 vs. Duke, 3/6/19

FREE THROWS ATTEMPTED

Season -
Career 2, 2x; last vs. Duke, 3/6/19

2021-22 GAME-BY-GAME STATS

OPP	DATE	ST	MIN	FG-FGA	PCT	3FG-FGA	PCT	FT-FTA	PCT	O	D	TOT	PF	A	T/O	BLK	STL	PTS
Radford	11/10	-	-	-	-	-	-	-	-	-	-	-	-	-	-	-	-	-
Lafayette	11/12	-	-	-	-	-	-	-	-	-	-	-	-	-	-	-	-	-
LIU	11/17	-	-	-	-	-	-	-	-	-	-	-	-	-	-	-	-	-
at Duquesne	11/20	-	-	-	-	-	-	-	-	-	-	-	-	-	-	-	-	-
Texas A&M	11/25	-	-	-	-	-	-	-	-	-	-	-	-	-	-	-	-	-
Northwestern	11/26	-	-	-	-	-	-	-	-	-	-	-	-	-	-	-	-	-
South Dakota	11/27	-	-	-	-	-	-	-	-	-	-	-	-	-	-	-	-	-
Rutgers	12/1	-	-	-	-	-	-	-	-	-	-	-	-	-	-	-	-	-
at Ball State	12/4	-	-	-	-	-	-	-	-	-	-	-	-	-	-	-	-	-
Coppin State	12/7	-	-	-	-	-	-	-	-	-	-	-	-	-	-	-	-	-
NC State*	12/10	-	-	-	-	-	-	-	-	-	-	-	-	-	-	-	-	-
at ND*	12/19	-	-	-	-	-	-	-	-	-	-	-	-	-	-	-	-	-
Holy Cross	12/22	-	-	-	-	-	-	-	-	-	-	-	-	-	-	-	-	-
GT*	12/30	-	-	-	-	-	-	-	-	-	-	-	-	-	-	-	-	-
at BC*	1/2	-	-	-	-	-	-	-	-	-	-	-	-	-	-	-	-	-
at Louisville*	1/6	-	-	-	-	-	-	-	-	-	-	-	-	-	-	-	-	-
BC*	1/13	-	-	-	-	-	-	-	-	-	-	-	-	-	-	-	-	-
Wake*	1/16	-	-	-	-	-	-	-	-	-	-	-	-	-	-	-	-	-
at VT*	1/20	-	-	-	-	-	-	-	-	-	-	-	-	-	-	-	-	-
ND*	1/23	-	-	-	-	-	-	-	-	-	-	-	-	-	-	-	-	-
at Clemson*	1/27	-	-	-	-	-	-	-	-	-	-	-	-	-	-	-	-	-
at Syracuse*	1/30	-	-	-	-	-	-	-	-	-	-	-	-	-	-	-	-	-
Duke*	2/3	-	-	-	-	-	-	-	-	-	-	-	-	-	-	-	-	-
at UNC*	2/10	-	-	-	-	-	-	-	-	-	-	-	-	-	-	-	-	-
Syracuse*	2/13	-	-	-	-	-	-	-	-	-	-	-	-	-	-	-	-	-
at Miami*	2/17	-	-	-	-	-	-	-	-	-	-	-	-	-	-	-	-	-
at UVA*	2/20	-	-	-	-	-	-	-	-	-	-	-	-	-	-	-	-	-
Louisville*	2/24	-	-	-	-	-	-	-	-	-	-	-	-	-	-	-	-	-
FSU*	2/27	-	-	-	-	-	-	-	-	-	-	-	-	-	-	-	-	-

PRODUCTION TRACKER

	20-21	21-22	Streak	Career
Scored 5+ Points	-	-	2	5
Scored 10+ Points	-	-	-	1
Had Multiple Assists	-	-	-	4
Led Pitt in Assists	-	-	-	2
Had Multiple Steals	-	-	-	1
Made a Three-Pointer	-	-	4	12
Played 20+ Minutes	-	-	3	4
Played 30+ Minutes	-	-	-	-

CAREER STATS

SEASON	TEAM	GP-GS	MIN/AVG	FG-FGA	FG%	3FG-3FGA	3FG%	FT-FTA	FT%	OFF	DEF	TOT	AVG	PF-FO	A	TO	BLK	STL	PTS	AVG
2018-19	Pitt	21-0	141/6.7	10-38	.263	4-16	.250	2-4	.500	8	2	10	0.5	19-0	7	17	1	3	26	1.2
2019-20	Pitt	27-0	269/10.0	22-63	.349	13-37	.351	0-0	.000	7	23	30	1.1	27-1	11	21	1	8	57	2.1
TOTAL		48-0	410/8.5	32-101	.317	17-53	.321	2-4	.500	15	25	40	0.8	46-1	18	38	2	11	83	1.7

13 TRACEY HUESTON

SO | Forward | 6-2 | Undeclared
Roanoke, VA | Northside



- Has appeared in 17 games off the Pitt bench this season.
- Set a season high and matched her career high with 6 points in the loss to #2 NC State.
- Finished off the win over Northwestern with five points and a season-high four rebounds across 11 minutes of work.
- Has played double digit minutes in five games while grabbing multiple rebounds in five games as a sophomore.



ABOUT HUESTON: Athletic forward with a very high basketball IQ. Has good touch on the jumper with range out to the three-point line. Improving her defense and rebounding.

Last Appearance: Played one minute vs Duke.

SEASON/CAREER HIGHS

POINTS

Season 6 vs. #2 NC State, 12/10/21
Career 6, 2x; last vs. #2 NC State, 12/10/21

REBOUNDS

Season 4 vs. Northwestern, 11/26/21
Career 5 vs. Notre Dame, 2/22/21

ASSISTS

Season 1, 2x; last vs. #15 Georgia Tech, 1/11/22
Career 1, 5x; last vs. #15 Georgia Tech, 1/11/22

BLOCKS

Season 2 vs. Coppin State, 12/7/21
Career 2 vs. Coppin State, 12/7/21

STEALS

Season 2 vs. Boston College, 1/13/22
Career 2 vs. Boston College, 1/13/22

MINUTES

Season 13 vs. LIU, 11/17/21
Career 13 vs. LIU, 11/17/21

FIELD GOALS MADE

Season 3 vs. #2 NC State, 12/10/21
Career 3 vs. #2 NC State, 12/10/21

FIELD GOALS ATTEMPTED

Season 4, 2x; last vs. Northwestern, 11/26/21
Career 5 at Georgia Tech, 2/28/21

3PT FIELD GOALS MADE

Season --
Career --

3PT FIELD GOALS ATTEMPTED

Season 1 vs. Coppin State, 12/7/21
Career 1, 3x; last vs. Coppin State, 12/7/21

FREE THROWS MADE

Season 1, 2x; last vs. Coppin State, 12/7/21
Career 2, 3x; last vs. Notre Dame, 2/22/21

FREE THROWS ATTEMPTED

Season 2, 2x; last vs. Coppin State, 12/7/21
Career 3 vs. Notre Dame, 2/22/21

2021-22 GAME-BY-GAME STATS

Opponent	Date	GS	MIN	Total		3-Pointers		Free throws		Rebounds				PF	A	TO	BLK	STL	PTS	AVG
				FG-FGA	PCT	3FG-3FGA	PCT	FT-FTA	PCT	OFF	DEF	TOT	AVG							
Radford	11/10/2021		09:06	1-4	.250	0-0	.000	0-0	.000	0	2	2	2.0	4	0	1	1	0	2	2.0
Lafayette	11/12/2021		01:50	0-0	.000	0-0	.000	0-0	.000	0	1	1	1.5	0	0	0	0	0	1.0	
LIU	11/17/2021		13:02	2-3	.667	0-0	.000	0-0	.000	0	1	1	1.3	3	0	2	0	0	4	2.0
vs Texas A&M	11/25/2021		08:43	0-1	.000	0-0	.000	0-0	.000	1	2	3	1.8	0	0	2	0	0	1.5	
vs Northwestern	11/26/2021		11:15	2-4	.500	0-0	.000	1-2	.500	2	2	4	2.2	2	0	3	1	0	5	2.2
vs South Dakota	11/27/2021		02:29	0-1	.000	0-0	.000	0-0	.000	0	0	0	1.8	0	0	0	0	0	1.8	
at Ball St.	12/04/2021		09:43	2-2	1.000	0-0	.000	0-0	.000	1	2	3	2.0	1	0	1	0	1	4	2.1
Coppin St.	12/07/2021		08:52	0-1	.000	0-0	.000	1-2	.500	0	1	1	1.9	4	1	0	2	1	1	2.0
NC State	12/10/2021		09:32	3-3	1.000	0-0	.000	0-0	.000	1	1	2	1.9	1	0	0	0	1	6	2.4
at Notre Dame	12/19/2021		09:47	0-1	.000	0-1	.000	0-0	.000	0	0	0	1.7	0	0	0	0	0	2.2	
Holy Cross	12/22/2021		05:45	0-2	.000	0-0	.000	0-0	.000	0	1	1	1.6	0	0	0	0	1	0	2.0
at Louisville	01/06/2022		08:53	0-2	.000	0-0	.000	0-0	.000	1	1	2	1.7	0	0	0	0	0	1.8	
Georgia Tech	01/11/2022		11:43	0-0	.000	0-0	.000	0-0	.000	1	0	1	1.6	0	1	1	0	0	1.7	
Boston College	01/13/2022		07:10	1-2	.500	0-1	.000	0-0	.000	0	0	0	1.5	2	0	1	0	2	1.7	
at Virginia Tech	01/20/2022		01:25	0-0	.000	0-0	.000	0-0	.000	0	0	0	1.4	1	0	0	0	0	1.6	
at Clemson	01/27/2022		01:18	0-0	.000	0-0	.000	0-0	.000	0	0	0	1.3	0	0	0	0	0	1.5	
Duke	02/03/2022		01:39	0-0	.000	0-0	.000	0-0	.000	0	0	0	1.2	0	0	0	0	0	1.4	
Totals			0 122:12	11-26	.423	0-2	.000	2-4	.500	7	14	21	1.2	18	2	11	4	6	24	1.4

Player Averages

Games Played	Minutes/game	Points/game	FG Pct	3FG Pct	FT Pct	Rebounds/game	Assists/game	Turnovers/game	Assist/Turnover ratio	Steals/game	Blocks/game
17	7.2	1.4	42.3	0.0	50.0	1.2	0.1	0.6	0.2	0.4	0.2

PRODUCTION TRACKER

	20-21	21-22	Streak	Career
Scored 5+ Points	2	2	-	4
Scored 10+ Points	-	-	-	-
Had 5+ Rebounds	1	-	-	1
Had a Blocked Shot	6	3	-	9
Led Pitt in Rebounding	1	-	-	1
Played 10+ Minutes	2	4	-	6
Played 20+ Minutes	-	-	-	-
Recorded a Double-Double	-	-	-	-

CAREER STATS

SEASON	TEAM	GP-GS	MIN/AVG	FG-FGA	FG%	3FG-3FGA	3FG%	FT-FTA	FT%	OFF	DEF	TOT	AVG	PF-FO	A	TO	BLK	STL	PTS	AVG
2020-21	Pitt	16-0	93/5.8	11-30	.367	0-2	.000	8-10	.800	11	12	23	1.4	18-0	3	9	6	3	30	1.9
2021-22	Pitt	17-0	122/7.2	11-26	.423	0-2	.000	2-4	.500	7	14	21	1.2	18-0	2	11	4	6	24	1.4
TOTAL		33-0	215/6.5	22-56	.393	0-4	.000	10-14	.714	18	26	44	1.3	36-0	5	20	10	9	54	1.6

14 CYNTHIA EZEJA

R-50 | Forward | 6-3 | Undeclared
Athens, Greece | 20th High School of Athens



- Has appeared in 13 games after returning from injury (limited minutes).
- Posted 10 rebounds (six offensive) to go along with three points and a block in the loss to Boston College. It marked her fourth career game with 10+ boards.
- Scored a career-high eight points to go along with eight rebounds at Syracuse.
- Netted her first points of the season at #21 Notre Dame as she finished with two points, three rebounds and one block in a season-high six minutes of work.
- Posted two points, two rebounds and a career-high three blocks in nine minutes at #3 Louisville.



ABOUT EZEJA: Athletically gifted post player with an improving offensive game. Great rebounder, especially on the offensive glass, who attacks every ball off the rim. Physical on the defensive end of the court, making her hard to play against.

Last Appearance: 10 mins, 3 pts, 3 rebs vs. Syracuse.

SEASON/CAREER HIGHS

POINTS

Season 8 at Syracuse, 1/30/22
Career 8 at Syracuse, 1/30/22

REBOUNDS

Season 10 vs. Boston College, 1/13/22
Career 13 at Georgia Tech, 2/28/21

ASSISTS

Season 1 vs. #2 NC State, 12/10/21
Career 3 at NC State, 2/25/21

BLOCKS

Season 3, 2x; last at Virginia Tech, 1/20/22
Career 3, 2x; last at Virginia Tech, 1/20/22

STEALS

Season 1, 4x; last at Clemson, 1/27/22
Career 2, 2x; last vs. Notre Dame, 2/22/21

MINUTES

Season 20 vs. #15 Georgia Tech, 1/11/22
Career 26 at Georgia Tech, 2/28/21

FIELD GOALS MADE

Season 3 at Syracuse, 1/30/22
Career 3, 3x; last at Syracuse, 1/30/22

FIELD GOALS ATTEMPTED

Season 6 at Syracuse, 1/30/22
Career 6, 2x; last at Syracuse, 1/30/22

3PT FIELD GOALS MADE

Season --
Career --

3PT FIELD GOALS ATTEMPTED

Season --
Career --

FREE THROWS MADE

Season 2 at Syracuse, 1/30/22
Career 2 at Syracuse, 1/30/22

FREE THROWS ATTEMPTED

Season 5 at Syracuse, 1/30/22
Career 5 at Syracuse, 1/30/22

2021-22 GAME-BY-GAME STATS

Opponent	Date	GS	MIN	Total			3-Pointers		Free throws		Rebounds				PF	A	TO	BLK	STL	PTS	AVG
				FG-FGA	PCT	3FG-3FGA	PCT	FT-FTA	PCT	OFF	DEF	TOT	AVG								
NC State	12/10/2021		04:46	0-0	.000	0-0	.000	0-0	.000	1	0	1	1.0	0	1	0	0	0	0	0.0	
at Notre Dame	12/19/2021		05:54	1-1	1.000	0-0	.000	0-0	.000	1	2	3	2.0	2	0	0	1	0	2	1.0	
at Louisville	01/06/2022		09:24	1-3	.333	0-0	.000	0-0	.000	0	2	2	2.0	3	0	1	3	0	2	1.3	
Georgia Tech	01/11/2022		20:59	2-4	.500	0-0	.000	0-2	.000	5	1	6	3.0	3	0	0	0	1	4	2.0	
Boston College	01/13/2022		15:57	1-3	.333	0-0	.000	1-4	.250	6	4	10	4.4	5	0	1	1	0	3	2.2	
Wake Forest	01/16/2022		15:39	2-3	.667	0-0	.000	1-2	.500	4	3	7	4.8	2	0	0	0	0	5	2.7	
at Virginia Tech	01/20/2022		10:56	1-2	.500	0-0	.000	0-0	.000	1	2	3	4.6	3	0	1	3	1	2	2.6	
Notre Dame	01/23/2022		12:27	0-1	.000	0-0	.000	0-0	.000	1	4	5	4.6	3	0	1	1	1	0	2.3	
at Clemson	01/27/2022		11:08	1-3	.333	0-0	.000	1-2	.500	3	1	4	4.6	4	0	0	1	1	3	2.3	
at Syracuse	01/30/2022		13:34	3-6	.500	0-0	.000	2-5	.400	6	2	8	4.9	0	0	1	0	0	8	2.9	
Duke	02/03/2022		17:05	0-2	.000	0-0	.000	0-0	.000	1	4	5	4.9	2	0	2	1	0	0	2.6	
at North Carolina	02/10/2022		11:53	1-3	.333	0-0	.000	0-0	.000	1	5	6	5.0	4	0	2	0	0	2	2.6	
Syracuse	02/13/2022		09:34	1-3	.333	0-0	.000	1-2	.500	1	2	3	4.8	4	0	1	0	0	3	2.6	
at Boston College	02/15/2022		10:23	0-0	.000	0-0	.000	0-0	.000	0	2	2	4.6	2	0	0	2	0	0	2.4	
Totals			0 169:38	14-34	.412	0-0	.000	6-17	.353	31	34	65	4.6	37	1	10	13	4	34	2.4	

Player Averages

Games Played	Minutes/game	Points/game	FG Pct	3FG Pct	FT Pct	Rebounds/game	Assists/game	Turnovers/game	Assist/Turnover ratio	Steals/game	Blocks/game
14	12.1	2.4	41.2	0.0	35.3	4.6	0.1	0.7	0.1	0.3	0.9

PRODUCTION TRACKER

	20-21	21-22	Streak	Career
Scored 5+ Points	3	2	-	5
Scored 10+ Points	-	-	-	-
Had 5+ Rebounds	12	7	-	19
Had 10+ Rebounds	3	1	-	4
Led Pitt in Rebounding	4	3	-	7
Had a Blocked Shot	12	7	-	19
Played 20+ Minutes	4	1	-	5
Played 30+ Minutes	-	-	-	-

CAREER STATS

SEASON	TEAM	GP-GS	MIN/AVG	FG-FGA	FG%	3FG-3FGA	3FG%	FT-FTA	FT%	OFF	DEF	TOT	AVG	PF-FO	A	TO	BLK	STL	PTS	AVG
2020-21	Pitt	17-4	289/17.0	23-47	.489	0-0	.000	4-22	.182	48	53	101	5.9	58-3	8	13	18	8	50	2.9
2021-22	Pitt	14-0	170/12.1	14-34	.412	0-0	.000	6-17	.353	31	34	65	4.6	37-1	1	10	13	4	34	2.4
TOTAL		31-4	458/14.8	37-81	.457	0-0	.000	10-39	.256	79	87	166	5.4	95-4	9	23	31	12	84	2.7

15 MARY DUNN

GR | F | 6-3 | Education
Washington, PA | Trinity (Youngstown State)



- Has appeared in 22 games and made three starts while averaging 2.7 points and 2.5 rebounds.
- Transferred to Pitt after a successful five year career at Youngstown State.
- Had a season-high 11 points and eight rebounds in the win over Radford.
- Posted 10 points and seven rebounds across a season-high 19 minutes against South Dakota.
- Appeared in 114 games with 65 starts across her career at Youngstown State. Posted 1,299 points, 540 rebounds, 91 blocks and 75 assists while shooting 53.2% from the floor.



ABOUT DUNN: Super talented low post player who can score in multiple ways around the basket. Has range out to the three-point line. Strong leadership qualities and basketball IQ.

Last Appearance: Played one minute at Boston College.

SEASON/CAREER HIGHS

POINTS

Season 11 vs. Radford, 11/10/21
Career 30 vs. Eastern Michigan, 11/16/19

REBOUNDS

Season 8 vs. Radford, 11/10/21
Career 13 vs. UIC, 1/3/19

ASSISTS

Season 1, 2x; last vs. Duke, 2/3/22
Career 3, 7x; last vs. Purdue Fort Wayne, 2/25/21

BLOCKS

Season 1, 6x; last vs. Holy Cross, 12/22/21
Career 5 vs. Northern Kentucky, 1/21/19

STEALS

Season 1, 2x; last vs. South Dakota, 11/27/21
Career 3 vs. Eastern Michigan, 11/16/19

MINUTES

Season 19 vs. South Dakota, 11/27/21
Career 38 at Milwaukee, 3/2/21

FIELD GOALS MADE

Season 5 vs. Radford, 11/10/21
Career 12, 2x; last vs. Purdue Fort Wayne, 2/25/21

FIELD GOALS ATTEMPTED

Season 12 vs. Radford, 11/10/21
Career 21 vs. Purdue Fort Wayne, 2/25/21

3PT FIELD GOALS MADE

Season 2, 2x; last vs. Coppin State, 12/7/21
Career 2, 5x; last vs. Coppin State, 12/7/21

3PT FIELD GOALS ATTEMPTED

Season 4 vs. South Dakota, 11/27/21
Career 4, 3x; last vs. South Dakota, 11/27/21

FREE THROWS MADE

Season 2, 3x; last vs. South Dakota, 11/27/21
Career 9 at Robert Morris, 1/30/21

FREE THROWS ATTEMPTED

Season 4 at Duquesne, 11/20/21
Career 11 at Milwaukee, 3/2/21

2021-22 GAME-BY-GAME STATS

Opponent	Date	GS	MIN	Total		3-Pointers		Free throws		Rebounds				PF	A	TO	BLK	STL	PTS	AVG
				FG-FGA	PCT	3FG-3FGA	PCT	FT-FTA	PCT	OFF	DEF	TOT	AVG							
Radford	11/10/2021		14:59	5-12	.417	0-1	.000	1-1	1.000	4	4	8	8.0	1	0	1	1	1	11	11.0
Lafayette	11/12/2021		11:49	2-4	.500	0-0	.000	2-2	1.000	1	1	2	5.0	1	0	2	1	0	6	8.5
LIU	11/17/2021		14:04	4-6	.667	0-0	.000	0-2	.000	1	4	5	5.0	1	0	0	1	0	8	8.3
at Duquesne	11/20/2021		16:05	2-3	.667	0-1	.000	2-4	.500	1	2	3	4.5	0	0	1	0	0	6	7.8
vs Texas A&M	11/25/2021		08:48	1-5	.200	0-1	.000	0-0	.000	1	2	3	4.2	2	0	2	0	0	2	6.6
vs Northwestern	11/26/2021		10:10	2-5	.400	0-0	.000	0-0	.000	2	2	4	4.2	0	0	0	0	0	4	6.2
vs South Dakota	11/27/2021		18:28	3-9	.333	2-4	.500	2-2	1.000	3	4	7	4.6	2	0	0	0	1	10	6.7
Rutgers	12/01/2021		08:37	0-3	.000	0-1	.000	0-0	.000	0	2	2	4.3	1	0	0	0	0	0	5.9
at Ball St.	12/04/2021		05:43	0-2	.000	0-1	.000	0-0	.000	0	1	1	3.9	0	0	1	0	0	0	5.2
Coppin St.	12/07/2021		10:40	2-4	.500	2-2	1.000	0-0	.000	1	2	3	3.8	1	0	1	1	0	6	5.3
NC State	12/10/2021		10:10	2-3	.667	0-0	.000	0-0	.000	1	2	3	3.7	1	0	1	1	0	4	5.2
at Notre Dame	12/19/2021		10:44	0-3	.000	0-2	.000	0-0	.000	0	5	5	3.8	0	0	0	0	1	0	4.8
Holy Cross	12/22/2021	*	07:55	1-2	.500	0-0	.000	0-0	.000	0	3	3	3.8	0	0	0	1	0	2	4.5
at Louisville	01/06/2022	*	12:31	1-6	.167	0-1	.000	1-2	.500	1	3	4	3.8	1	0	0	0	0	3	4.4
Georgia Tech	01/11/2022	*	08:01	0-2	.000	0-1	.000	0-0	.000	1	1	2	3.7	1	1	1	0	0	0	4.1
Boston College	01/13/2022		01:55	0-2	.000	0-0	.000	0-0	.000	0	0	0	3.4	0	0	0	0	0	0	3.9
Wake Forest	01/16/2022		02:42	0-0	.000	0-0	.000	0-0	.000	0	0	0	3.2	1	0	0	0	0	0	3.6
Notre Dame	01/23/2022		02:42	0-1	.000	0-0	.000	0-0	.000	1	1	2	3.2	2	0	0	0	0	0	3.4
at Clemson	01/27/2022		00:49	0-0	.000	0-0	.000	0-0	.000	0	0	0	3.0	0	0	1	0	0	0	3.3
Duke	02/03/2022		01:14	0-0	.000	0-0	.000	0-0	.000	1	0	1	2.9	0	1	0	0	0	0	3.1
at North Carolina	02/10/2022		01:14	0-0	.000	0-0	.000	0-0	.000	0	0	0	2.8	0	0	0	0	0	0	3.0
Syracuse	02/13/2022		01:42	0-1	.000	0-0	.000	0-0	.000	0	0	0	2.6	0	0	0	0	0	0	2.8
at Boston College	02/15/2022		01:16	0-0	.000	0-0	.000	0-0	.000	0	0	0	2.5	0	0	1	0	0	0	2.7
Totals		3	182:19	25-73	.342	4-15	.267	8-13	.615	19	39	58	2.5	15	2	12	6	2	62	2.7

Player Averages

Games Played	Minutes/game	Points/game	FG Pct	3FG Pct	FT Pct	Rebounds/game	Assists/game	Turnovers/game	Assist/Turnover ratio	Steals/game	Blocks/game
23	7.9	2.7	34.2	26.7	61.5	2.5	0.1	0.5	0.2	0.1	0.3

PRODUCTION TRACKER

	20-21	21-22	Streak	Career
Scored 10+ Points	15	2	-	65
Scored 20+ Points	6	-	-	16
Had 5+ Rebounds	-	4	-	58
Had 10+ Rebounds	2	-	-	6
Had Multiple Blocks	3	-	-	23
Had Multiple Assists	6	-	-	17
Played 20+ Minutes	17	-	-	61
Played 30+ Minutes	8	-	-	17

CAREER STATS

SEASON	TEAM	GP-GS	MIN/AVG	FG-FGA	FG%	3FG-3FGA	3FG%	FT-FTA	FT%	OFF	DEF	TOT	AVG	PF-FO	A	TO	BLK	STL	PTS	AVG
2016-17	YSU	28-22	549/19.6	131-255	.514	0-4	.000	53-85	.624	38	72	110	3.9	47-0	6	33	19	4	315	11.3
2017-18	YSU	32-12	418/13.1	93-170	.547	1-5	.200	32-57	.561	36	87	123	3.8	57-1	15	26	27	8	219	6.8
2018-19	YSU	32-10	725/22.6	165-296	.557	11-31	.355	61-94	.649	37	144	181	5.7	73-0	27	51	31	10	402	12.6
2019-20	YSU	4-4	116/29.0	26-53	.491	4-7	.571	12-14	.857	6	13	19	4.8	6-0	5	9	2	3	68	17.0
2020-21	YSU	18-17	507/28.1	116-225	.516	0-12	.000	63-81	.778	30	77	107	5.9	42-1	22	36	12	11	295	16.4
2021-22	Pitt	23-3	182/7.9	25-73	.342	4-15	.267	8-13	.615	19	39	58	2.5	15-0	2	12	6	2	62	2.7
TOTAL FOR Pitt		23-3	182/7.9	25-73	.342	4-15	.267	8-13	.615	19	39	58	2.5	15-0	2	12	6	2	62	2.7
TOTAL		137-68	2496/18.2	556-1072	.519	20-74	.270	229-344	.666	166	432	598	4.4	240-2	77	167	97	38	1361	9.9

20 JAYLA EVERETT

SR | Guard | 5-10 | Undeclared
St. Louis, MO | Kirkwood (New Mexico)



- Appeared in 20 games while making 18 starts this season. Leading the team in scoring (13.6 ppg) and adding 3.1 rebounds and 1.9 assists per game.
- Missed all three games in the Paradise Jam due to Covid-19 protocols.
- Opened the season with a season-high 23 points, three assists, two rebounds and two steals while connecting on 8-of-14 from the floor and 3-of-5 from deep.
- Posted 20 points, a season-high four blocks, two rebounds, two assists and two steals in 30 minutes of work in the win over Lafayette.
- Finished the road game at Virginia Tech with 20 points in 27 minutes of work.



ABOUT EVERETT: Athletic and long guard with experience and leadership qualities. Great shooter from deep with an uncanny ability to score the ball from anywhere on the court. High basketball IQ player who plays hard. Her length causes problems on the defensive end.

Last Appearance: 37 mins, 11 pts, 7 rebs, 2 stls, 1 ast vs. Syracuse.

SEASON/CAREER HIGHS

POINTS

Season 23 vs. Radford, 11/10/21
Career 34 vs. Loyola Marymount, 12/19/19

REBOUNDS

Season 7 at Ball State, 12/4/21
Career 7 at Ball State, 12/4/21

ASSISTS

Season 6 at Syracuse, 1/30/22
Career 10 at Air Force, 1/11/20

BLOCKS

Season 4, 2x; last vs. Wake Forest, 1/16/22
Career 4, 2x; last vs. Wake Forest, 1/16/22

STEALS

Season 3 vs. #19 Notre Dame, 1/23/22
Career 6 vs. Northern Arizona, 11/8/19

MINUTES

Season 37 vs. Syracuse, 2/13/22
Career 45 at Houston, 11/24/18

FIELD GOALS MADE

Season 9 vs. Lafayette, 11/12/21
Career 10, 2x; last vs. Loyola Marymount, 12/19/19

FIELD GOALS ATTEMPTED

Season 23 vs. #19 Notre Dame, 1/23/22
Career 26 vs. Loyola Marymount, 12/19/19

3PT FIELD GOALS MADE

Season 4, 2x; last at #23 North Carolina, 2/10/22
Career 7 vs. Auburn, 11/11/18

3PT FIELD GOALS ATTEMPTED

Season 12 vs. #19 Notre Dame, 1/23/22
Career 13 vs. Loyola Marymount, 12/19/19

FREE THROWS MADE

Season 7 vs. Rutgers, 12/1/21
Career 10 vs. Hofstra, 11/29/20

FREE THROWS ATTEMPTED

Season 10 vs. Rutgers, 12/1/21
Career 10, 2x; last vs. Rutgers, 12/1/21

2021-22 GAME-BY-GAME STATS

Opponent	Date	GS	MIN	Total			3-Pointers		Free throws		Rebounds				PF	A	TO	BLK	STL	PTS	AVG
				FG-FGA	PCT	3FG-3FGA	PCT	FT-FTA	PCT	OFF	DEF	TOT	AVG								
Radford	11/10/2021	*	24:39	8-14	.571	3-5	.600	4-6	.667	0	2	2	2.0	0	3	0	0	2	23	23.0	
Lafayette	11/12/2021	*	30:16	9-17	.529	1-5	.200	1-2	.500	0	2	2	2.0	0	2	4	4	2	20	21.5	
LIU	11/17/2021	*	14:46	4-8	.500	2-4	.500	2-3	.667	0	3	3	2.3	0	1	3	1	2	12	18.3	
at Duquesne	11/20/2021	*	33:23	6-18	.333	4-9	.444	2-8	.250	1	5	6	3.3	1	2	3	0	1	18	18.3	
Rutgers	12/01/2021	*	33:12	4-15	.267	3-8	.375	7-10	.700	0	0	0	2.6	3	0	3	0	1	18	18.2	
at Ball St.	12/04/2021	*	28:19	2-8	.250	0-1	.000	4-4	1.000	1	6	7	3.3	3	1	5	2	1	8	16.5	
Coppin St.	12/07/2021	*	27:04	6-18	.333	3-10	.300	0-0	.000	0	1	1	3.0	2	2	3	0	2	15	16.3	
NC State	12/10/2021	*	25:23	5-16	.313	3-10	.300	0-0	.000	1	3	4	3.1	2	2	3	2	2	13	15.9	
at Notre Dame	12/19/2021	*	29:09	4-11	.364	3-7	.429	0-2	.000	0	4	4	3.2	4	3	4	0	1	11	15.3	
Holy Cross	12/22/2021	*	25:41	12-22	.333	0-3	.000	4-6	.667	0	1	1	3.0	1	1	1	2	2	12	15.0	
at Louisville	01/06/2022	*	06:32	1-3	.333	1-1	1.000	0-0	.000	0	0	0	2.7	0	0	0	0	0	3	13.9	
Boston College	01/13/2022	*	26:35	5-11	.455	0-2	.000	1-2	.500	0	0	0	2.5	1	0	3	0	0	11	13.7	
Wake Forest	01/16/2022	*	33:00	3-17	.176	1-6	.167	4-4	1.000	1	1	2	2.5	1	2	3	4	1	11	13.5	
at Virginia Tech	01/20/2022	*	26:36	7-20	.350	2-7	.286	4-5	.800	0	1	1	2.4	4	2	1	0	1	20	13.9	
Notre Dame	01/23/2022	*	33:38	6-23	.261	2-12	.167	1-2	.500	0	5	5	2.5	3	4	2	1	3	15	14.0	
at Clemson	01/27/2022	*	34:52	5-20	.250	3-13	.231	2-2	1.000	0	4	4	2.6	3	3	2	0	0	15	14.1	
at Syracuse	01/30/2022	*	31:32	5-18	.278	0-5	.000	1-1	1.000	2	4	6	2.8	1	6	4	1	1	11	13.9	
Duke	02/03/2022	*	26:55	2-14	.143	0-2	.000	2-2	1.000	1	3	4	2.9	2	0	4	0	0	6	13.4	
at North Carolina	02/10/2022	*	34:41	7-19	.368	4-5	.800	0-0	.000	1	1	2	2.8	1	2	4	0	1	18	13.7	
Syracuse	02/13/2022	*	37:03	4-11	.364	3-8	.375	0-0	.000	3	4	7	3.1	1	1	1	0	2	11	13.6	
Totals			18	563:15	97-293	.331	38-123	.309	39-59	.661	11	50	61	3.1	33	37	53	17	25	271	13.6

Player Averages

Games Played	Minutes/game	Points/game	FG Pct	3FG Pct	FT Pct	Rebounds/game	Assists/game	Turnovers/game	Assist/Turnover ratio	Steals/game	Blocks/game
20	28.2	13.6	33.1	30.9	66.1	3.1	1.9	2.7	0.7	1.3	0.9

PRODUCTION TRACKER

	20-21	21-22	Streak	Career
Scored 10+ Points	15	17	2	64
Scored 20+ Points	7	3	-	17
Had 5+ Rebounds	2	5	1	21
Had 5+ Assists	2	1	-	16
Made Multiple Three-Pointers	16	11	2	40
Played 20+ Minutes	19	18	9	86
Played 30+ Minutes	15	8	2	49
Recorded a Double-Double	-	-	-	1

CAREER STATS

SEASON	TEAM	GP-GS	MIN/AVG	FG-FGA	FG%	3FG-3FGA	3FG%	FT-FTA	FT%	OFF	DEF	TOT	AVG	PF-FO	A	TO	BLK	STL	PTS	AVG
2018-19	UNM	31-31	954/30.8	131-347	.378	58-173	.335	97-121	.802	28	82	110	3.5	55-0	114	95	31	37	417	13.5
2019-20	UNM	19-17	520/27.4	74-236	.314	31-107	.290	39-52	.750	17	40	57	3.0	34-0	65	45	11	31	218	11.5
2020-21	Pitt	19-19	604/31.8	97-277	.350	52-146	.356	47-63	.746	5	37	42	2.2	36-0	54	63	16	17	293	15.4
2021-22	Pitt	20-18	563/28.2	97-293	.331	38-123	.309	39-59	.661	11	50	61	3.1	33-0	37	53	17	25	271	13.6
TOTAL FOR Pitt		39-37	1167/29.9	194-570	.340	90-269	.335	86-122	.705	16	87	103	2.6	69-0	91	116	33	42	564	14.5
TOTAL		89-85	2642/29.7	399-1153	.346	179-549	.326	222-295	.753	61	209	270	3.0	158-0	270	256	75	110	1199	13.5

21 MALIYAH JOHNSON

FR | G/F | 6-0 | Undeclared
Columbus, OH | Africentric Early College



- Has appeared in 23 games while earning five starts at the wing.
- Averaging 12.5 minutes, 2.1 points and 1.9 rebounds.
- Made her first career start in the win over Wake Forest and finished with a career-high 25 minutes, seven points and four rebounds on 3-of-5 shooting.
- Scored six points and matched a career-high with three rebounds in 11 minutes vs. #15 Georgia Tech.
- Netted five points, three rebounds and three steals across 22 minutes in the win over LIU.
- Finished off the loss against Boston College with four points, a career-high five rebounds and a block in 17 minutes of work.



ABOUT JOHNSON: Athletic wing who likes to attack the rim and has a knack for scoring off the dribble. Has a good stroke from behind the arc and physical rebounding the ball.

Last Appearance: Played six minutes at Boston College.

SEASON/CAREER HIGHS

POINTS

Season 7 vs. Wake Forest, 1/16/22
Career 7 vs. Wake Forest, 1/16/22

REBOUNDS

Season 5, 2x; last at Virginia Tech, 1/20/22
Career 5, 2x; last at Virginia Tech, 1/20/22

ASSISTS

Season 1, 7x; last vs. #15 Georgia Tech, 1/11/22
Career 1, 7x; last vs. #15 Georgia Tech, 1/11/22

BLOCKS

Season 1 vs. Boston College, 1/13/22
Career 1 vs. Boston College, 1/13/22

STEALS

Season 3 vs. LIU, 11/17/21
Career 3 vs. LIU, 11/17/21

MINUTES

Season 22 vs. LIU, 11/17/21
Career 22 vs. LIU, 11/17/21

FIELD GOALS MADE

Season 3 vs. Wake Forest, 1/16/22
Career 3 vs. Wake Forest, 1/16/22

FIELD GOALS ATTEMPTED

Season 8 vs. LIU, 11/17/21
Career 8 vs. LIU, 11/17/21

3PT FIELD GOALS MADE

Season 2 vs. #15 Georgia Tech, 1/11/22
Career 2 vs. #15 Georgia Tech, 1/11/22

3PT FIELD GOALS ATTEMPTED

Season 4 vs. #19 Notre Dame, 1/23/22
Career 4 vs. #19 Notre Dame, 1/23/22

FREE THROWS MADE

Season 1, 2x; last at Virginia Tech, 1/20/22
Career 1, 2x; last at Virginia Tech, 1/20/22

FREE THROWS ATTEMPTED

Season 2, 2x; last at Virginia Tech, 1/20/22
Career 2, 2x; last at Virginia Tech, 1/20/22

2021-22 GAME-BY-GAME STATS

Opponent	Date	GS	MIN	Total		3-Pointers		Free throws		Rebounds				PF	A	TO	BLK	STL	PTS	AVG
				FG-FGA	PCT	3FG-3FGA	PCT	FT-FTA	PCT	OFF	DEF	TOT	AVG							
Radford	11/10/2021		14:10	1-2	.500	0-0	.000	0-0	.000	1	2	3	3.0	1	1	2	0	1	2	2.0
Lafayette	11/12/2021		15:49	2-6	.333	0-2	.000	0-0	.000	1	1	2	2.5	0	0	0	0	4	3.0	
LIU	11/17/2021		22:12	1-8	.125	0-2	.000	3-4	.750	2	1	3	2.7	0	0	0	0	3	5	3.7
at Duquesne	11/20/2021		04:04	0-1	.000	0-0	.000	0-0	.000	0	0	0	2.0	1	1	0	0	1	0	2.8
vs Northwestern	11/26/2021		16:03	1-2	.500	0-0	.000	1-2	.500	0	0	0	1.6	1	0	1	0	0	3	2.8
vs South Dakota	11/27/2021		08:45	1-1	1.000	0-0	.000	0-0	.000	1	0	1	1.5	1	1	0	0	0	2	2.7
Rutgers	12/01/2021		10:28	0-2	.000	0-1	.000	0-0	.000	0	3	3	1.7	0	1	0	0	0	0	2.3
Coppin St.	12/07/2021		02:07	0-1	.000	0-1	.000	0-0	.000	0	1	1	1.6	0	0	0	0	0	0	2.0
NC State	12/10/2021		16:17	2-5	.400	0-1	.000	0-1	.000	1	2	3	1.8	0	1	0	0	0	4	2.2
at Notre Dame	12/19/2021		02:21	0-1	.000	0-0	.000	0-0	.000	0	0	0	1.6	0	0	1	0	0	0	2.0
Holy Cross	12/22/2021		07:52	0-0	.000	0-0	.000	0-0	.000	0	0	0	1.5	0	0	1	0	1	0	1.8
at Louisville	01/06/2022		14:17	0-1	.000	0-0	.000	0-0	.000	1	1	2	1.5	0	1	1	0	0	0	1.7
Georgia Tech	01/11/2022		11:01	2-3	.667	2-3	.667	0-0	.000	0	3	3	1.6	1	1	2	0	0	6	2.0
Boston College	01/13/2022		16:51	2-4	.500	0-2	.000	0-0	.000	1	4	5	1.9	0	0	2	1	0	4	2.1
Wake Forest	01/16/2022	*	25:20	3-5	.600	1-2	.500	0-0	.000	0	4	4	2.0	1	0	1	0	0	7	2.5
at Virginia Tech	01/20/2022	*	17:55	1-4	.250	1-1	1.000	1-2	.500	2	3	5	2.2	2	0	0	0	0	4	2.6
Notre Dame	01/23/2022	*	18:28	1-5	.200	1-4	.250	0-0	.000	1	1	2	2.2	1	0	0	0	0	3	2.6
at Clemson	01/27/2022	*	14:02	0-1	.000	0-1	.000	0-0	.000	1	2	3	2.2	2	0	1	0	0	0	2.4
at Syracuse	01/30/2022	*	09:20	1-2	.500	0-0	.000	0-0	.000	0	0	0	2.1	0	0	1	0	0	2	2.4
Duke	02/03/2022		18:09	0-5	.000	0-1	.000	0-0	.000	0	1	1	2.1	0	0	1	0	0	0	2.3
at North Carolina	02/10/2022		07:09	0-1	.000	0-0	.000	0-0	.000	0	1	1	2.0	0	0	0	0	0	0	2.2
Syracuse	02/13/2022		09:28	1-3	.333	0-2	.000	0-1	.000	1	1	2	2.0	0	1	0	0	0	2	2.2
at Boston College	02/15/2022		20:45	0-2	.000	0-2	.000	0-0	.000	0	0	0	1.9	0	0	0	0	0	0	2.1
Totals		5	302:55	19-65	.292	5-25	.200	5-10	.500	13	31	44	1.9	11	8	15	1	6	48	2.1

Player Averages

Games Played	Minutes/game	Points/game	FG Pct	3FG Pct	FT Pct	Rebounds/game	Assists/game	Turnovers/game	Assist/Turnover ratio	Steals/game	Blocks/game
23	13.2	2.1	29.2	20.0	50.0	1.9	0.3	0.7	0.5	0.3	0.0

PRODUCTION TRACKER

	21-22	Streak	Career
Scored 5+ Points	3	-	3
Scored 10+ Points	-	-	-
Had 5+ Rebounds	2	-	2
Made a Three-Pointer	4	-	4
Recorded a Steal	4	-	4
Played 10+ Minutes	14	-	14
Played 20+ Minutes	2	-	2
Recorded a Double-Double	-	-	-

CAREER STATS

SEASON	TEAM	GP-GS	MIN/AVG	FG-FGA	FG%	3FG-3FGA	3FG%	FT-FTA	FT%	OFF	DEF	TOT	AVG	PF-FO	A	TO	BLK	STL	PTS	AVG
2021-22	Pitt	23-5	303/13.2	19-65	.292	5-25	.200	5-10	.500	13	31	44	1.9	11-0	8	15	1	6	48	2.1
TOTAL		23-5	303/13.2	19-65	.292	5-25	.200	5-10	.500	13	31	44	1.9	11-0	8	15	1	6	48	2.1

23 RITA IGBOKWE

JR | Center | 6-4 | Undeclared
Jonesboro, GA | Mundy's Mill



- Appeared in all 25 games while starting 22 this season at center.
- Averaging 21.8 minutes, 6.4 points, 7.2 rebounds and 2.3 blocks while shooting 46.9% from the floor.
- Posted a career-high 23 points, 13 rebounds and 4 blocks in the win over Lafayette, her third career double-double.
- Snagged a season-high 14 rebounds (six offensive) to go along with six points and two blocks at #3 Louisville. Has five games with 10+ boards this season.
- Has grabbed at least five rebounds in 21 of 25 games this season including a season-high 14 against Louisville.
- Has four games with 5+ blocks.



ABOUT IGBOKWE: Athletically-gifted post player who loves to crash the glass and rebound. Has a great ability to block shots and adjust shots from opponents. Vastly improved offensive game will make her a force down low on both ends of the court.

Last Appearance: 29 mins, 7 pts, 7 rebs, 4 blks, 2 assts at BC.

SEASON/CAREER HIGHS

POINTS

Season 23 vs. Lafayette, 11/12/21
Career 23 vs. Lafayette, 11/12/21

REBOUNDS

Season 14 at #3 Louisville, 1/6/22
Career 18 vs. Ohio, 11/29/19

ASSISTS

Season 2, 2x; last at Boston College, 2/15/22
Career 2, 5x; last at Boston College, 2/15/22

BLOCKS

Season 5, 4x; last at #23 North Carolina, 2/10/22
Career 6, 2x; last vs. Miami, 1/21/21

STEALS

Season 2, 6x; last at #23 North Carolina, 2/10/22
Career 3, 2x; last vs. Georgia Tech, 2/6/20

MINUTES

Season 31 vs. Rutgers, 12/1/21
Career 32 vs. Duke, 2/13/20

FIELD GOALS MADE

Season 11 vs. Lafayette, 11/12/21
Career 11 vs. Lafayette, 11/12/21

FIELD GOALS ATTEMPTED

Season 15 vs. Lafayette, 11/12/21
Career 15 vs. Lafayette, 11/12/21

3PT FIELD GOALS MADE

Season -
Career -

3PT FIELD GOALS ATTEMPTED

Season -
Career -

FREE THROWS MADE

Season 5 vs. Northwestern, 11/26/21
Career 5, 2x; last vs. Northwestern, 11/26/21

FREE THROWS ATTEMPTED

Season 6, 2x; last vs. Boston College, 1/13/22
Career 9 at Syracuse, 1/28/21

2021-22 GAME-BY-GAME STATS

Opponent	Date	GS	MIN	Total		3-Pointers		Free throws		Rebounds				PF	A	TO	BLK	STL	PTS	AVG	
				FG-FGA	PCT	3FG-3FGA	PCT	FT-FTA	PCT	OFF	DEF	TOT	AVG								
Radford	11/10/2021	*	21:29	3-9	.333	0-0	.000	0-2	.000	4	2	6	6.0	4	0	4	1	1	6	6.0	
Lafayette	11/12/2021	*	26:21	11-15	.733	0-0	.000	1-3	.333	4	9	13	9.5	2	0	2	4	1	23	14.5	
LIU	11/17/2021	*	14:34	2-3	.667	0-0	.000	0-0	.000	1	5	6	8.3	2	1	0	0	1	4	11.0	
at Duquesne	11/20/2021	*	16:36	1-3	.333	0-0	.000	0-2	.000	3	3	6	7.8	4	0	1	2	0	2	8.8	
vs Texas A&M	11/25/2021	*	22:15	1-5	.200	0-0	.000	0-0	.000	0	6	6	7.4	4	0	2	2	2	2	7.4	
vs Northwestern	11/26/2021	*	18:35	2-5	.400	0-0	.000	5-6	.833	2	4	6	7.2	5	0	5	1	0	9	7.7	
vs South Dakota	11/27/2021	*	25:53	2-6	.333	0-0	.000	3-3	1.000	3	5	8	7.3	3	0	0	0	1	7	7.6	
Rutgers	12/01/2021	*	31:23	3-6	.500	0-0	.000	2-5	.400	6	6	12	7.9	1	1	2	1	0	8	7.6	
at Ball St.	12/04/2021	*	15:54	2-5	.400	0-0	.000	0-0	.000	3	1	4	7.4	3	0	1	1	0	4	7.2	
Coppin St.	12/07/2021	*	17:01	2-4	.500	0-0	.000	0-0	.000	1	4	5	7.2	1	0	1	5	2	4	6.9	
NC State	12/10/2021	*	21:30	2-5	.400	0-0	.000	0-0	.000	0	5	5	7.0	3	0	0	1	0	4	6.6	
at Notre Dame	12/19/2021	*	13:35	1-4	.250	0-0	.000	0-0	.000	1	1	2	6.6	2	0	0	1	0	2	6.3	
Holy Cross	12/22/2021	*	13:04	2-3	.667	0-0	.000	1-2	.500	2	1	3	6.3	4	0	1	2	2	5	6.2	
at Louisville	01/06/2022	*	24:15	3-10	.300	0-0	.000	0-1	.000	6	8	14	6.9	4	1	2	2	1	6	6.1	
Georgia Tech	01/11/2022	*	18:15	1-4	.250	0-0	.000	0-0	.000	1	2	3	6.6	2	0	1	1	1	2	5.9	
Boston College	01/13/2022	*	23:37	2-4	.500	0-0	.000	3-6	.500	4	3	7	6.6	4	0	0	5	0	7	5.9	
Wake Forest	01/16/2022	*	16:18	3-5	.600	0-0	.000	0-0	.000	4	2	6	6.6	3	1	2	1	2	6	5.9	
at Virginia Tech	01/20/2022	*	27:35	2-7	.286	0-0	.000	1-2	.500	4	1	5	6.5	4	0	2	2	0	5	5.9	
Notre Dame	01/23/2022	*	24:51	4-7	.571	0-0	.000	0-3	.000	7	6	13	6.8	1	0	2	5	1	8	6.0	
at Clemson	01/27/2022	*	28:59	3-6	.500	0-0	.000	1-2	.500	5	7	12	7.1	3	0	1	3	2	7	6.1	
Syracuse	01/30/2022	*	20:08	3-4	.750	0-0	.000	3-4	.750	4	6	10	7.2	3	0	3	0	1	9	6.2	
Duke	02/03/2022	*	21:16	2-5	.400	0-0	.000	0-0	.000	6	2	8	7.3	3	0	2	4	0	4	6.1	
at North Carolina	02/10/2022	*	27:28	3-8	.375	0-0	.000	1-4	.250	3	4	7	7.3	3	2	2	5	2	7	6.1	
Syracuse	02/13/2022	*	26:08	6-11	.545	0-0	.000	1-1	1.000	1	6	7	7.3	2	1	1	4	0	13	6.4	
Totals			21	516:60	66-144	.458	0-0	.000	22-46	.478	75	99	174	7.3	70	7	37	53	20	154	6.4

Player Averages

Games Played	Minutes/game	Points/game	FG Pct	3FG Pct	FT Pct	Rebounds/game	Assists/game	Turnovers/game	Assist/Turnover ratio	Steals/game	Blocks/game
24	21.5	6.4	45.8	6.0	47.8	7.3	0.9	1.5	0.2	0.8	2.2

PRODUCTION TRACKER

	20-21	21-22	Streak	Career
Scored 5+ Points	8	16	3	35
Scored 10+ Points	2	2	-	7
Had 5+ Rebounds	14	21	10	56
Had 10+ Rebounds	2	6	-	14
Led Pitt in Rebounds	8	10	1	29
Had Multiple Blocks	6	14	4	37
Posted a double-double	1	1	-	3
Played 20+ Minutes	8	16	8	42

CAREER STATS

SEASON	TEAM	GP-GS	MIN/AVG	FG-FGA	FG%	3FG-3FGA	3FG%	FT-FTA	FT%	OFF	DEF	TOT	AVG	PF-FO	A	TO	BLK	STL	PTS	AVG
2019-20	Pitt	31-7	604/19.5	60-130	.462	0-0	.000	20-39	.513	92	118	210	6.8	89-7	9	39	60	19	140	4.5
2020-21	Pitt	19-16	347/18.3	39-77	.506	0-0	.000	17-33	.515	46	71	117	6.2	57-2	5	22	29	11	95	5.0
2021-22	Pitt	25-22	546/21.8	69-147	.469	0-0	.000	23-48	.479	75	106	181	7.2	73-1	9	38	57	20	161	6.4
TOTAL		75-45	1497/20.0	168-354	.475	0-0	.000	60-120	.500	213	295	508	6.8	219-10	23	99	146	50	396	5.3

31 DESTINY STROTHER

JR | Guard | 5-9 | Undeclared
Flint, MI | Carmen-Ainsworth (Marquette)



- Has appeared in all 25 games while starting six for the Panthers.
- Averaging a career-high 18.2 minutes, 5.0 points and 2.1 rebounds while connecting on 36 three-pointers.
- Netted a career-high 17 points on 5-of-7 from behind the arc in the win over LIU.
- Snagged a career-high eight rebounds while adding nine points and a steal in the road win over Duquesne.
- Posted 11 points and four boards against Georgia Tech while also netting eight points and a career-high four steals against Boston College.



ABOUT STROTHER: Athletic lefty who can really stroke it from behind the arc. Has a knack for scoring the basketball from deep or off the bounce. Very active on the defensive end of the court.

Last Appearance: Played 16 minutes at Boston College.

SEASON/CAREER HIGHS

POINTS

Season 17 vs. LIU, 11/17/21
Career 17 vs. LIU, 11/17/21

REBOUNDS

Season 8 at Duquesne, 11/20/21
Career 8 at Duquesne, 11/20/21

ASSISTS

Season 4, 2x; last vs. Coppin State, 12/7/21
Career 4, 2x; last vs. Coppin State, 12/7/21

BLOCKS

Season 1 vs. #2 NC State, 12/10/21
Career 1, 3x; last vs. #2 NC State, 12/10/21

STEALS

Season 4, 2x; last at Syracuse, 1/30/22
Career 4, 2x; last at Syracuse, 1/30/22

MINUTES

Season 29 vs. Coppin State, 12/7/21
Career 29 vs. Coppin State, 12/7/21

FIELD GOALS MADE

Season 6 vs. LIU, 11/17/21
Career 6, 2x; last vs. LIU, 11/17/21

FIELD GOALS ATTEMPTED

Season 12 at Duquesne, 11/20/21
Career 15 vs. North Carolina, 2/14/21

3PT FIELD GOALS MADE

Season 5 vs. LIU, 11/17/21
Career 5 vs. LIU, 11/17/21

3PT FIELD GOALS ATTEMPTED

Season 11, 2x; last at Syracuse, 1/30/22
Career 14 vs. North Carolina, 2/14/21

FREE THROWS MADE

Season 4 vs. #2 NC State, 12/10/21
Career 4 vs. #2 NC State, 12/10/21

FREE THROWS ATTEMPTED

Season 4 vs. #2 NC State, 12/10/21
Career 4 vs. #2 NC State, 12/10/21

2021-22 GAME-BY-GAME STATS

Opponent	Date	GS	MIN	Total		3-Pointers		Free throws		Rebounds			PF	A	TO	BLK	STL	PTS	AVG	
				FG-FGA	PCT	3FG-3FGA	PCT	FT-FTA	PCT	OFF	DEF	TOT								AVG
Radford	11/10/2021		14:27	1-5	.200	0-3	.000	0-0	.000	1	0	1	1.0	0	0	1	0	1	2	2.0
Lafayette	11/12/2021		23:02	2-7	.286	2-7	.286	0-0	.000	0	2	2	1.5	2	0	2	0	0	6	4.0
LIU	11/17/2021	*	22:42	6-8	.750	5-7	.714	0-0	.000	2	2	4	2.3	0	4	0	0	17	8.3	
at Duquesne	11/20/2021	*	27:12	3-12	.250	3-11	.273	0-0	.000	0	8	8	3.8	1	0	0	0	1	9	8.5
vs Texas A&M	11/25/2021	*	27:31	0-4	.000	0-2	.000	0-0	.000	2	0	2	3.4	3	1	1	0	1	0	6.8
vs Northwestern	11/26/2021	*	21:44	0-6	.000	0-5	.000	0-0	.000	0	1	1	3.0	1	0	2	0	0	0	5.7
vs South Dakota	11/27/2021	*	23:38	2-7	.286	1-5	.200	0-0	.000	1	2	3	3.0	3	0	0	0	0	5	5.6
Rutgers	12/01/2021		06:42	0-1	.000	0-1	.000	0-0	.000	0	1	1	2.8	1	1	1	0	0	0	4.9
at Ball St.	12/04/2021		05:09	0-1	.000	0-0	.000	0-0	.000	0	1	1	2.6	0	0	0	0	0	0	4.3
Coppin St.	12/07/2021		04:58	0-1	.000	0-1	.000	0-0	.000	0	1	1	2.4	0	1	0	0	0	0	3.9
NC State	12/10/2021		18:21	2-9	.222	2-7	.286	4-4	1.000	0	4	4	2.5	0	1	0	1	0	10	4.5
at Notre Dame	12/19/2021		26:38	1-4	.250	1-4	.250	0-0	.000	1	1	2	2.5	2	0	1	1	0	3	4.3
Holy Cross	12/22/2021		11:23	1-3	.333	1-3	.333	0-0	.000	0	0	0	2.3	2	0	1	0	0	3	4.2
at Louisville	01/06/2022		20:30	1-6	.167	1-3	.333	1-2	.500	0	2	2	2.3	2	0	1	0	1	4	4.2
Georgia Tech	01/11/2022		14:34	4-7	.571	3-4	.750	0-0	.000	4	0	4	2.4	0	0	1	0	1	11	4.7
Boston College	01/13/2022	*	25:51	3-10	.300	2-7	.286	0-0	.000	1	1	2	2.4	0	0	1	0	4	8	4.9
Wake Forest	01/16/2022		13:45	3-9	.333	3-8	.375	0-0	.000	1	2	3	2.4	1	0	0	0	0	9	5.1
at Virginia Tech	01/20/2022		20:23	2-4	.500	2-2	1.000	0-0	.000	0	2	2	2.4	0	0	0	0	1	6	5.2
Notre Dame	01/23/2022		19:31	5-10	.500	4-8	.500	0-0	.000	0	0	0	2.3	2	1	1	0	0	14	5.6
at Clemson	01/27/2022		17:25	1-6	.167	1-6	.167	0-0	.000	0	0	0	2.2	0	0	0	0	0	3	5.5
at Syracuse	01/30/2022		27:04	2-11	.182	2-11	.182	0-0	.000	0	3	3	2.2	0	1	1	0	4	6	5.5
Duke	02/03/2022		14:53	2-5	.400	2-4	.500	0-0	.000	1	1	2	2.2	0	1	0	0	0	6	5.5
at North Carolina	02/10/2022		19:54	1-5	.200	1-5	.200	0-0	.000	0	2	2	2.2	3	0	1	0	1	3	5.4
Syracuse	02/13/2022		11:24	0-2	.000	0-2	.000	0-0	.000	1	2	3	2.2	1	1	0	0	0	0	5.2
at Boston College	02/15/2022		16:16	0-2	.000	0-2	.000	0-0	.000	0	0	0	2.1	1	0	0	0	0	0	5.0
Totals		6	454:57	42-145	.290	36-118	.305	5-6	.833	15	38	53	2.1	28	12	15	2	15	125	5.0

Player Averages

Games Played	Minutes/game	Points/game	FG Pct	3FG Pct	FT Pct	Rebounds/game	Assists/game	Turnovers/game	Assist/Turnover ratio	Steals/game	Blocks/game
25	18.2	5.0	29.0	30.5	83.3	2.1	0.5	0.6	0.8	0.6	0.1

PRODUCTION TRACKER

	20-21	21-22	Streak	Career
Scored 5+ Points	12	12	-	24
Scored 10+ Points	4	4	-	8
Had 5+ Rebounds	-	1	-	1
Had 5+ Assists	-	-	-	-
Made a Three-Pointer	14	17	-	35
Played 10+ Minutes	17	22	15	39
Played 20+ Minutes	8	12	-	20
Recorded a Double-Double	-	-	-	-

CAREER STATS

SEASON	TEAM	GP-GS	MIN/AVG	FG-FGA	FG%	3FG-3FGA	3FG%	FT-FTA	FT%	OFF	DEF	TOT	AVG	PF-FO	A	TO	BLK	STL	PTS	AVG
2019-20	Marq	17-0	46/2.7	5-12	.417	4-9	.444	0-2	.000	2	4	6	0.4	5-0	4	2	0	3	14	0.8
2020-21	Pitt	19-0	336/17.7	40-119	.336	29-97	.299	4-6	.667	7	25	32	1.7	14-0	6	13	2	7	113	5.9
2021-22	Pitt	25-6	455/18.2	42-145	.290	36-118	.305	5-6	.833	15	38	53	2.1	28-0	12	15	2	15	125	5.0
TOTAL FOR Pitt		44-6	791/18.0	82-264	.311	65-215	.302	9-12	.750	22	63	85	1.9	42-0	18	28	4	22	238	5.4
TOTAL		61-6	837/13.7	87-276	.315	69-224	.308	9-14	.643	24	67	91	1.5	47-0	22	30	4	25	252	4.1

2021-22 COMBINED SEASON STATISTICS



**2021-22 Pittsburgh Women's Basketball
Combined Team Statistics
All games**

Page 1/1
as of Feb 16, 2022

Game Records

Record	Overall	Home	Away	Neutral
ALL GAMES	11-14	7-6	3-6	1-2
CONFERENCE	2-12	1-6	1-6	0-0
NON-CONFERENCE	9-2	6-0	2-0	1-2

Score by Periods

Team	1st	2nd	3rd	4th	OT	TOT
Pittsburgh	380	338	419	421	18	1576
Opponents	378	383	462	393	24	1640

Team Box Score

No.	Player	Total			3-Point			F-Throw		Rebounds				PF DQ A TO BLK STL PTS AVG								
		GP-GS	MIN	AVG	FG-FGA	FG%	3FG-3FGA	3FG%	FT-FTA	FT%	OFF	DEF	TOT	AVG	PF	DQ	A	TO	BLK	STL	PTS	AVG
20	EVERETT, Jayla	20-18	563:15	28.2	97-293	.331	38-123	.309	39-59	.661	11	50	61	3.1	33	0	37	53	17	25	271	13.6
1	HARRIS, Dayshanette	22-14	545:02	24.8	78-223	.350	10-33	.303	55-73	.753	15	57	72	3.3	43	1	63	63	2	16	221	10.0
5	BROWN, Amber	25-25	652:22	26.1	75-162	.463	0-0	.000	79-122	.648	46	106	152	6.1	33	0	44	74	2	25	229	9.2
23	IGBOKWE, Rita	25-22	545:47	21.8	69-147	.469	0-0	.000	23-48	.479	75	106	181	7.2	73	1	9	38	57	20	161	6.4
2	KING, Liatu	21-11	366:13	17.4	50-110	.455	0-0	.000	31-57	.544	57	80	137	6.5	36	2	17	31	12	14	131	6.2
31	STROTHER, Destiny	25-6	454:57	18.2	42-145	.290	36-118	.305	5-6	.833	15	38	53	2.1	28	0	12	15	2	15	125	5.0
4	HAYFORD, Emy	24-17	526:06	21.9	41-117	.350	9-29	.310	25-37	.676	11	33	44	1.8	45	0	47	58	1	22	116	4.8
3	EXANOR, Taisha	25-4	407:50	16.3	39-94	.415	7-28	.250	12-18	.667	26	60	86	3.4	38	0	12	43	6	23	97	3.9
15	DUNN, Mary	23-3	182:19	7.9	25-73	.342	4-15	.267	8-13	.615	19	39	58	2.5	15	0	2	12	6	2	62	2.7
0	CLESCA, Sandrine	22-0	225:48	10.3	19-49	.388	2-11	.182	17-18	.944	5	23	28	1.3	21	0	32	28	1	10	57	2.6
14	EZEJA, Cynthia	14-0	169:38	12.1	14-34	.412	0-0	.000	6-17	.353	31	34	65	4.6	37	1	1	10	13	4	34	2.4
21	JOHNSON, Maliyah	23-5	302:55	13.2	19-65	.292	5-25	.200	5-10	.500	13	31	44	1.9	11	0	8	15	1	6	48	2.1
13	HUESTON, Tracey	17-0	122:12	7.2	11-26	.423	0-2	.000	2-4	.500	7	14	21	1.2	18	0	2	11	4	6	24	1.4
Team											55	49	104					15				
Total		25	5064		579-1538	.376	111-384	.289	307-482	.637	386	720	1106	44.2	431	5	286	466	124	188	1576	63.0
Opponents		25	5050		577-1592	.362	179-569	.315	307-426	.721	331	652	983	39.3	404	7	342	387	92	185	1640	65.6

Team Statistics

	PITT	OPP
Scoring	1576	1640
Points per game	63.0	65.6
Scoring margin	-2.6	-
Field goals-att	579-1538	577-1592
Field goal pct	.376	.362
3 point fg-att	111-384	179-569
3-point FG pct	.289	.315
3-pt FG made per game	4.4	7.2
Free throws-att	307-482	307-426
Free throw pct	.637	.721
F-Throws made per game	12.3	12.3
Rebounds	1106	983
Rebounds per game	44.2	39.3
Rebounding margin	+4.9	-
Assists	286	342
Assists per game	11.4	13.7
Turnovers	466	387
Turnovers per game	18.6	15.5
Turnover margin	-3.2	-
Assist/turnover ratio	0.6	0.9
Steals	188	185
Steals per game	7.5	7.4
Blocks	124	92
Blocks per game	5.0	3.7
Winning streak	0	-
Home win streak	0	-
Attendance	17944	19152
Home games-Avg/Game	13-1380	9-2128
Neutral site-Avg/Game	-	3-506

Team Results

Date	Opponent		Score	Att.
11/10/2021	Radford	W	82-63	1237
11/12/2021	Lafayette	W	72-63	1272
11/17/2021	LIU	W	92-41	1213
11/20/2021	at Duquesne	W	69-64	1507
11/25/2021	vs Texas A&M	L	46-57	621
11/26/2021	vs Northwestern	W	72-60	0
11/27/2021	vs South Dakota	Lot	61-72	897
12/01/2021	Rutgers	W	58-50	1390
12/04/2021	at Ball St.	W	64-54	958
12/07/2021	Coppin St.	W	67-51	1146
12/10/2021	NC State	L	54-89	1357
12/19/2021	at Notre Dame	L	59-85	4983
12/22/2021	Holy Cross	W	67-56	1443
01/06/2022	at Louisville	L	39-81	6703
01/11/2022	Georgia Tech	L	52-63	1286
01/13/2022	Boston College	L	64-75	1131
01/16/2022	Wake Forest	W	65-57	1164
01/20/2022	at Virginia Tech	L	65-75	1472
01/23/2022	Notre Dame	L	63-77	2201
01/27/2022	at Clemson	Wot	78-73	373
01/30/2022	at Syracuse	L	72-80	1056
02/03/2022	Duke	L	39-54	1031
02/10/2022	at North Carolina	L	54-64	1479
02/13/2022	Syracuse	L	65-67	2073
02/15/2022	at Boston College	L	57-69	621

2021-22 COMBINED SEASON STATISTICS (ACC ONLY)



**2021-22 Pittsburgh Women's Basketball
Combined Team Statistics
In Conference games**

Game Records

Record	Overall	Home	Away	Neutral
ALL GAMES	2-12	1-6	1-6	0-0
CONFERENCE	2-12	1-6	1-6	0-0
NON-CONFERENCE	0-0	0-0	0-0	0-0

Score by Periods

Team	1st	2nd	3rd	4th	OT	TOT
Pittsburgh	188	173	221	231	13	826
Opponents	245	252	273	231	8	1009

Team Box Score

No.	Player	Total			3-Point			F-Throw		Rebounds				Other Stats								
		GP-GS	MIN	AVG	FG-FGA	FG%	3FG-3FGA	3FG%	FT-FTA	FT%	OFF	DEF	TOT	AVG	PF	DQ	A	TO	BLK	STL	PTS	AVG
20	EVERETT, Jayla	12-11	345:56	28.8	54-183	.295	22-78	.282	15-20	.750	9	30	39	3.3	23	0	25	31	8	12	145	12.1
1	HARRIS, Dayshanette	14-13	383:56	27.4	53-166	.319	9-27	.333	27-34	.794	9	33	42	3.0	30	1	42	52	1	12	142	10.1
5	BROWN, Amber	14-14	344:08	24.6	41-83	.494	0-0	.000	40-58	.690	23	55	78	5.6	19	0	23	42	2	12	122	8.7
23	IGBOKWE, Rita	14-12	322:42	23.1	38-83	.458	0-0	.000	11-25	.440	46	60	106	7.6	40	0	7	19	38	10	87	6.2
31	STROTHER, Destiny	14-1	266:29	19.0	27-90	.300	24-73	.329	5-6	.833	9	20	29	2.1	15	0	5	7	2	12	83	5.9
2	KING, Liatu	10-4	123:18	12.3	20-39	.513	0-0	.000	7-16	.438	13	17	30	3.0	17	1	3	11	5	6	47	4.7
3	EXANOR, Taisha	14-2	242:37	17.3	25-57	.439	1-11	.091	2-4	.500	15	35	50	3.6	25	0	6	30	3	13	53	3.8
4	HAYFORD, Emy	13-6	245:55	18.9	17-62	.274	4-18	.222	9-13	.692	4	17	21	1.6	26	0	18	31	1	10	47	3.6
14	EZEJA, Cynthia	14-0	169:38	12.1	14-34	.412	0-0	.000	6-17	.353	31	34	65	4.6	37	1	1	10	13	4	34	2.4
21	JOHNSON, Maliyah	14-5	201:24	14.4	13-42	.310	5-19	.263	1-4	.250	8	23	31	2.2	7	0	4	10	1	0	32	2.3
0	CLESCA, Sandrine	11-0	86:52	7.9	6-20	.300	0-4	.000	7-7	1.000	1	12	13	1.2	6	0	9	10	0	4	19	1.7
13	HUESTON, Tracey	8-0	51:27	6.4	4-8	.500	0-2	.000	0-0	.000	3	2	5	0.6	4	0	1	2	0	3	8	1.0
15	DUNN, Mary	12-2	55:00	4.6	3-18	.167	0-4	.000	1-2	.500	5	12	17	1.4	6	0	2	4	1	0	7	0.6
Team											34	25	59					9				
Total		14	2839		315-885	.356	65-236	.275	131-206	.636	210	375	585	41.8	255	3	146	268	75	98	826	59.0
Opponents		14	2825		347-894	.388	107-301	.355	208-273	.762	199	385	584	41.7	194	3	214	221	51	114	1009	72.1

Team Statistics

	PITT	OPP
Scoring	826	1009
Points per game	59.0	72.1
Scoring margin	-13.1	-
Field goals-att	315-885	347-894
Field goal pct	.356	.388
3 point fg-att	65-236	107-301
3-point FG pct	.275	.355
3-pt FG made per game	4.6	7.6
Free throws-att	131-206	208-273
Free throw pct	.636	.762
F-Throws made per game	9.4	14.9
Rebounds	585	584
Rebounds per game	41.8	41.7
Rebounding margin	+0.1	-
Assists	146	214
Assists per game	10.4	15.3
Turnovers	268	221
Turnovers per game	19.1	15.8
Turnover margin	-3.4	-
Assist/turnover ratio	0.5	1.0
Steals	98	114
Steals per game	7.0	8.1
Blocks	75	51
Blocks per game	5.4	3.6
Winning streak	0	-
Home win streak	0	-
Attendance	10243	16687
Home games-Avg/Game	7-1463	7-2384
Neutral site-Avg/Game	-	0-0

Team Results

Date	Opponent		Score	Att.
12/10/2021	NC State	L	54-89	1357
12/19/2021	at Notre Dame	L	59-85	4983
01/06/2022	at Louisville	L	39-81	6703
01/11/2022	Georgia Tech	L	52-63	1286
01/13/2022	Boston College	L	64-75	1131
01/16/2022	Wake Forest	W	65-57	1164
01/20/2022	at Virginia Tech	L	65-75	1472
01/23/2022	Notre Dame	L	63-77	2201
01/27/2022	at Clemson	Wot	78-73	373
01/30/2022	at Syracuse	L	72-80	1056
02/03/2022	Duke	L	39-54	1031
02/10/2022	at North Carolina	L	54-64	1479
02/13/2022	Syracuse	L	65-67	2073
02/15/2022	at Boston College	L	57-69	621

PITT GAME-BY-GAME STATISTICS



**2021-22 Pittsburgh Women's Basketball
Team Game-by-Game
All games**

Page 1/1
as of Feb 16, 2022

Opponent	Date	Score		Total		3-Pointers		Free throws		Rebounds				PF	A	TO	BLK	STL	PTS	AVG
				FG-FGA	PCT	3FG-3FGA	PCT	FT-FTA	PCT	OFF	DEF	TOT	AVG							
Radford	11/10/2021	82-63	W	34-74	.459	4-12	.333	10-20	.500	27	31	58	58.0	20	19	17	4	8	82	82.0
Lafayette	11/12/2021	72-63	W	30-66	.455	3-15	.200	9-17	.529	17	31	48	53.0	10	19	18	11	4	72	77.0
LIU	11/17/2021	92-41	W	33-69	.478	9-19	.474	17-27	.630	17	38	55	53.7	13	21	23	4	17	92	82.0
at Duquesne	11/20/2021	69-64	W	23-65	.354	7-21	.333	16-31	.516	15	34	49	52.5	17	12	11	2	8	69	78.8
vs Texas A&M	11/25/2021	46-57	L	14-47	.298	0-6	.000	18-28	.643	14	28	42	50.4	18	3	24	2	5	46	72.2
vs Northwestern	11/26/2021	72-60	W	20-49	.408	3-8	.375	29-42	.690	20	34	54	51.0	23	8	23	3	4	72	72.2
vs South Dakota	11/27/2021	61-72	Lot	21-61	.344	5-19	.263	14-18	.778	15	24	39	49.3	24	7	17	0	11	61	70.6
Rutgers	12/01/2021	58-50	W	18-52	.346	3-12	.250	19-31	.613	15	25	40	48.1	11	9	13	2	5	58	69.0
at Ball St.	12/04/2021	64-54	W	23-54	.426	4-9	.444	14-20	.700	17	34	51	48.4	18	11	22	5	6	64	68.4
Coppin St.	12/07/2021	67-51	W	25-62	.403	5-17	.294	12-19	.632	11	36	47	48.3	13	17	13	10	7	67	68.3
NC State	12/10/2021	54-89	L	19-61	.311	5-19	.263	11-15	.733	10	27	37	47.3	14	9	14	5	3	54	67.0
at Notre Dame	12/19/2021	59-85	L	25-57	.439	5-20	.250	4-8	.500	10	30	40	46.7	16	12	27	5	7	59	66.3
Holy Cross	12/22/2021	67-56	W	23-54	.426	3-10	.300	18-23	.783	8	30	38	46.0	9	14	17	6	15	67	66.4
at Louisville	01/06/2022	39-81	L	14-54	.259	2-9	.222	9-15	.600	14	29	43	45.8	17	9	35	5	7	39	64.4
Georgia Tech	01/11/2022	52-63	L	20-52	.385	5-13	.385	7-14	.500	14	21	35	45.1	17	9	17	2	7	52	63.6
Boston College	01/13/2022	64-75	L	23-57	.404	3-14	.214	15-24	.625	18	23	41	44.8	17	7	23	7	8	64	63.6
Wake Forest	01/16/2022	65-57	W	20-68	.294	8-23	.348	17-22	.773	18	25	43	44.7	16	12	12	6	5	65	63.7
at Virginia Tech	01/20/2022	65-75	L	25-69	.362	6-14	.429	9-15	.600	17	23	40	44.4	24	10	11	7	3	65	63.8
Notre Dame	01/23/2022	63-77	L	26-75	.347	7-27	.259	4-9	.444	16	22	38	44.1	20	14	12	7	10	63	63.7
at Clemson	01/27/2022	78-73	Wot	27-75	.360	8-28	.286	16-22	.727	17	33	50	44.4	23	13	14	6	10	78	64.5
at Syracuse	01/30/2022	72-80	L	30-79	.380	2-21	.095	10-18	.556	24	38	62	45.2	15	12	23	2	11	72	64.8
Duke	02/03/2022	39-54	L	15-65	.231	2-7	.286	7-9	.778	18	28	46	45.3	12	7	15	5	5	39	63.6
at North Carolina	02/10/2022	54-64	L	24-59	.407	5-13	.385	1-4	.250	8	28	36	44.9	24	10	22	5	9	54	63.2
Syracuse	02/13/2022	65-67	L	27-67	.403	4-18	.222	7-14	.500	20	27	47	45.0	18	15	18	6	4	65	63.3
at Boston College	02/15/2022	57-69	L	20-47	.426	3-10	.300	14-17	.824	6	21	27	44.2	22	7	25	7	9	57	63.0
Total		1576		579-1538	.376	111-384	.289	307-482	.637	386	720	1106	44.2	431	286	466	124	188	1576	63.0
Opponents		1640		577-1592	.362	179-569	.315	307-426	.721	331	652	983	39.3	404	342	387	92	185	1640	65.6

Pittsburgh Averages

Games Played	Points/game	FG Pct	3FG Pct	FT Pct	Rebounds/game	Assists/game	Turnovers/game	Assist/Turnover ratio	Steals/game	Blocks/game
25	63.0	37.6	28.9	63.7	44.2	11.4	18.6	0.6	7.5	5.0

OPPONENT GAME-BY-GAME STATISTICS



**2021-22 Pittsburgh Women's Basketball
Opponents Game-by-Game
All games**

Page 1/1
as of Feb 16, 2022

Opponent	Date	Score		Total		3-Pointers		Free throws		Rebounds				PF	A	TO	BLK	STL	PTS	AVG
				FG-FGA	PCT	3FG-3FGA	PCT	FT-FTA	PCT	OFF	DEF	TOT	AVG							
Radford	11/10/2021	82-63	W	22-57	.386	6-16	.375	13-14	.929	5	18	23	23.0	16	11	17	3	2	63	63.0
Lafayette	11/12/2021	72-63	W	26-70	.371	9-22	.409	2-3	.667	13	23	36	29.5	14	14	15	1	6	63	63.0
LIU	11/17/2021	92-41	W	16-61	.262	5-23	.217	4-7	.571	6	23	29	29.3	22	9	27	3	7	41	55.7
at Duquesne	11/20/2021	69-64	W	22-62	.355	10-34	.294	10-16	.625	7	33	40	32.0	24	16	13	5	7	64	57.8
vs Texas A&M	11/25/2021	46-57	L	21-72	.292	6-19	.316	9-12	.750	21	25	46	34.8	21	10	12	2	8	57	57.6
vs Northwestern	11/26/2021	72-60	W	22-65	.338	4-21	.190	12-23	.522	13	17	30	34.0	30	6	12	9	10	60	58.0
vs South Dakota	11/27/2021	61-72	Lot	25-67	.373	8-31	.258	14-24	.583	20	27	47	35.9	16	11	13	4	7	72	60.0
Rutgers	12/01/2021	58-50	W	20-53	.377	6-18	.333	4-4	1.000	7	26	33	35.5	22	13	16	6	2	50	58.8
at Ball St.	12/04/2021	64-54	W	18-60	.300	5-30	.167	13-23	.565	11	19	30	34.9	17	13	9	1	9	54	58.2
Coppin St.	12/07/2021	67-51	W	15-64	.234	6-25	.240	15-20	.750	14	30	44	35.8	13	10	13	5	5	51	57.5
NC State	12/10/2021	54-89	L	31-73	.425	15-33	.455	12-14	.857	16	35	51	37.2	16	21	10	4	6	89	60.4
at Notre Dame	12/19/2021	59-85	L	30-75	.400	11-28	.393	14-20	.700	17	24	41	37.5	9	22	12	2	17	85	62.4
Holy Cross	12/22/2021	67-56	W	23-67	.343	7-29	.241	3-7	.429	15	26	41	37.8	15	15	19	2	8	56	61.9
at Louisville	01/06/2022	39-81	L	28-70	.400	8-21	.381	17-18	.944	13	30	43	38.1	15	17	15	5	19	81	63.3
Georgia Tech	01/11/2022	52-63	L	21-51	.412	9-21	.429	12-14	.857	10	20	30	37.6	14	14	14	4	7	63	63.3
Boston College	01/13/2022	64-75	L	28-63	.444	8-18	.444	11-20	.550	17	19	36	37.5	16	20	20	6	6	75	64.0
Wake Forest	01/16/2022	65-57	W	20-57	.351	4-17	.235	13-22	.591	15	33	48	38.1	18	8	21	7	5	57	63.6
at Virginia Tech	01/20/2022	65-75	L	23-57	.404	7-19	.368	22-25	.880	11	27	38	38.1	14	17	12	1	1	75	64.2
Notre Dame	01/23/2022	63-77	L	27-60	.450	4-13	.308	19-20	.950	10	33	43	38.4	10	14	17	5	6	77	64.9
at Clemson	01/27/2022	78-73	Wot	25-75	.333	6-22	.273	17-29	.586	21	32	53	39.1	20	12	17	6	6	73	65.3
at Syracuse	01/30/2022	72-80	L	31-77	.403	13-32	.406	5-5	1.000	8	31	39	39.1	16	21	16	2	12	80	66.0
Duke	02/03/2022	39-54	L	21-60	.350	8-25	.320	4-10	.400	15	33	48	39.5	13	13	18	1	7	54	65.5
at North Carolina	02/10/2022	54-64	L	19-59	.322	6-19	.316	20-26	.769	17	26	43	39.7	10	15	16	3	5	64	65.4
Syracuse	02/13/2022	65-67	L	20-59	.339	2-20	.100	25-28	.893	13	20	33	39.4	11	8	11	2	7	67	65.5
at Boston College	02/15/2022	57-69	L	23-58	.397	6-13	.462	17-22	.773	16	22	38	39.3	12	12	22	3	10	69	65.6
Total		1640		577-1592	.362	179-569	.315	307-426	.721	331	652	983	39.3	404	342	387	92	185	1640	65.6
Pittsburgh		1576		579-1538	.376	111-384	.289	307-482	.637	386	720	1106	44.2	431	286	466	124	188	1576	63.0

Opponents Averages

Games Played	Points/game	FG Pct	3FG Pct	FT Pct	Rebounds/game	Assists/game	Turnovers/game	Assist/Turnover ratio	Steals/game	Blocks/game
25	65.6	36.2	31.5	72.1	39.3	13.7	15.5	0.9	7.4	3.7

POINTS-REBOUNDS-ASSISTS



**2021-22 Pittsburgh Women's Basketball
Points-rebounds-assists
All games**

Page 1/2
as of Feb 16, 2022

Opponent	Date	Score	Player Statistics												
			0	1	2	3	4	5	13	14	15	20	21		
			CLESCA,SAN	HARRIS,DAY	KING,LIATU	EXANOR,TAI	HAYFORD,EM	BROWN,AMBE	HUESTON,TR	EZEJA,CYNT	DUNN,MARY	EVERETT,JA	JOHNSON,MA		
Radford	11/10/2021	82-63 W	5-2-2	DNP	5-10-4	4-6-3	15-3-3	7-7-3	2-2-0	DNP	11-8-0	23-2-3	2-3-1		
Lafayette	11/12/2021	72-63 W	2-3-4	DNP	0-2-1	2-5-1	4-3-6	5-10-5	0-1-0	DNP	6-2-0	20-2-2	4-2-0		
LIU	11/17/2021	92-41 W	13-3-5	6-6-2	4-8-3	4-11-1	6-1-3	9-3-1	4-1-0	DNP	8-5-0	12-3-1	5-3-0		
at Duquesne	11/20/2021	69-64 W	0-0-1	4-2-4	12-9-0	0-2-0	4-4-2	14-4-2	DNP	DNP	6-3-0	18-6-2	0-0-1		
vs Texas A&M	11/25/2021	46-57 L	0-0-0	16-2-0	10-19-2	2-0-0	8-0-0	6-2-0	0-3-0	DNP	2-3-0	DNP	DNP		
vs Northwestern	11/26/2021	72-60 W	9-4-3	DNP	23-19-0	3-1-0	8-1-3	8-9-2	5-4-0	DNP	4-4-0	DNP	3-0-0		
vs South Dakota	11/27/2021	61-72 Lot	3-0-2	18-4-1	2-4-0	7-1-0	5-3-2	2-4-1	0-0-0	DNP	10-7-0	DNP	2-1-1		
Rutgers	12/01/2021	58-50 W	2-0-0	7-6-3	11-6-1	0-0-0	0-1-2	12-7-0	DNP	DNP	0-2-0	18-0-0	0-3-1		
at Ball St.	12/04/2021	64-54 W	2-0-2	8-0-2	5-9-1	11-5-0	5-3-3	17-14-2	4-3-0	DNP	0-1-0	8-7-1	DNP		
Coppin St.	12/07/2021	67-51 W	2-3-3	9-3-4	4-15-1	0-2-0	6-1-2	20-6-3	1-1-1	DNP	6-3-0	15-1-2	0-1-0		
NC State	12/10/2021	54-89 L	2-0-1	0-0-0	2-4-0	1-0-1	2-1-0	6-6-2	6-2-0	0-1-1	4-3-0	13-4-2	4-3-1		
at Notre Dame	12/19/2021	59-85 L	0-0-0	7-4-6	10-4-0	10-8-1	4-2-1	10-4-1	0-0-0	2-3-0	0-5-0	11-4-3	0-0-0		
Holy Cross	12/22/2021	67-56 W	0-0-1	11-7-5	8-6-1	11-3-1	8-3-3	7-8-2	0-1-0	DNP	2-3-0	12-1-1	0-0-0		
at Louisville	01/06/2022	39-81 L	DNP	2-3-2	DNP	6-3-1	8-3-2	5-3-2	0-2-0	2-2-0	3-4-0	3-0-0	0-2-1		
Georgia Tech	01/11/2022	52-63 L	2-2-2	14-3-1	0-1-0	4-3-0	0-0-1	9-3-2	0-1-1	4-6-0	0-2-1	DNP	6-3-1		
Boston College	01/13/2022	64-75 L	2-3-2	15-6-2	2-1-0	0-1-0	0-0-0	10-4-3	2-0-0	3-10-0	0-0-0	11-0-0	4-5-0		
Wake Forest	01/16/2022	65-57 W	2-1-1	14-2-7	0-2-1	2-4-0	DNP	9-7-0	DNP	5-7-0	0-0-0	11-2-2	7-4-0		
at Virginia Tech	01/20/2022	65-75 L	0-0-0	22-5-3	0-1-0	2-6-1	4-0-1	0-7-3	0-0-0	2-3-0	DNP	20-1-2	4-5-0		
Notre Dame	01/23/2022	63-77 L	DNP	12-0-5	DNP	6-2-0	2-2-3	3-3-1	DNP	0-5-0	0-2-0	15-5-4	3-2-0		
at Clemson	01/27/2022	78-73 Wot	DNP	16-2-4	11-2-1	0-3-1	8-5-3	15-9-1	0-0-0	3-4-0	0-0-0	15-4-3	0-3-0		
at Syracuse	01/30/2022	72-80 L	4-3-1	2-3-3	8-6-0	10-8-0	0-2-0	12-7-1	DNP	8-8-0	DNP	11-6-6	2-0-0		
Duke	02/03/2022	39-54 L	3-0-1	6-1-1	DNP	2-8-0	6-3-2	6-8-1	0-0-0	0-5-0	0-1-1	6-4-0	0-1-0		
at North Carolina	02/10/2022	54-64 L	0-3-0	10-3-3	DNP	0-1-1	0-0-1	14-6-1	DNP	2-6-0	0-0-0	18-2-2	0-1-0		
Syracuse	02/13/2022	65-67 L	0-1-1	6-5-4	8-5-1	5-1-0	3-2-2	14-10-3	DNP	3-3-0	0-0-0	11-7-1	2-2-1		
at Boston College	02/15/2022	57-69 L	4-0-0	16-5-1	6-4-0	5-2-0	10-1-2	9-1-2	DNP	0-2-0	0-0-0	DNP	0-0-0		



TEAM RANKING SUMMARY - NCAA

NCAA Statistics

Pittsburgh - 2021-22 Women's Basketball Ranking Summary thru games 02/15/2022

Statistic	National Rank	Conference Rank	Value	National Leader	Value	Conference Leader	Value
Assist Turnover Ratio (348 ranked)	309	13	0.61	Creighton	1.56	Georgia Tech	1.17
Assists (348 ranked)	195	12	286	DePaul	525	Notre Dame	432
Assists Per Game (348 ranked)	267	12	11.4	Creighton	20.4	Notre Dame	17.3
Blocked Shots (348 ranked)	15	2	124	South Carolina	200	Notre Dame	135
Blocked Shots Per Game (348 ranked)	22	2	5.0	South Carolina	8.3	Notre Dame	5.4
Defensive Rebounds per Game (30 ranked)	30	3	28.8	Tennessee	32.6	NC State	30.0
Fewest Fouls (345 ranked)	292	13	431	Delaware St.	216	Notre Dame	323
Fewest Turnovers (348 ranked)	327	14	466	Colorado St.	227	Virginia Tech	317
Field-Goal Percentage (348 ranked)	283	14	37.6	Iowa	49.4	NC State	46.2
Field-Goal Percentage Defense (348 ranked)	35	6	36.2	Liberty	32.7	North Carolina	33.9
Free Throw Attempts (348 ranked)	24	2	482	Troy	599	North Carolina	483
Free Throws Made (348 ranked)	71	4	307	Troy	440	North Carolina	343
Free-Throw Percentage (348 ranked)	323	14	63.7	Iowa	84.8	Syracuse	80.4
Offensive Rebounds per Game (30 ranked)	17	1	15.4	Troy	18.5	Pittsburgh	15.4
Personal Fouls Per Game (348 ranked)	231	12	17.2	Murray St.	11.4	Notre Dame	12.9
Rebound Margin (348 ranked)	65	7	4.9	South Carolina	16.8	NC State	8.7
Rebounds (348 ranked)	5	1	1,106	Troy	1,251	Pittsburgh	1,106
Rebounds Per Game (348 ranked)	9	1	44.24	Troy	50.04	Pittsburgh	44.24
Scoring Defense (348 ranked)	226	11	65.6	Albany (NY)	48.4	Georgia Tech	50.1
Scoring Margin (348 ranked)	236	13	-2.6	FGCU	22.8	North Carolina	20.2
Scoring Offense (348 ranked)	206	12	63.0	DePaul	89.6	NC State	76.0
Steals (348 ranked)	134	9	188	San Diego	334	Syracuse	251
Steals Per Game (348 ranked)	207	8	7.5	Grand Canyon	13.6	Syracuse	10.5
Three Pt FG Defense (348 ranked)	226	10	31.5	Binghamton	22.0	North Carolina	25.8
Three-Point Field Goals Attempted (149 ranked)				FGCU	890	Virginia Tech	600
Three-Point Field Goals Made (348 ranked)	245	14	111	FGCU	289	Virginia Tech	217
Three-Point Field Goals Per Game (348 ranked)	283	14	4.4	FGCU	12.0	Virginia Tech	8.7
Three-Point Field-Goal Percentage (348 ranked)	248	13	28.9	Ohio St.	40.0	NC State	38.8
Turnover Margin (348 ranked)	307	15	-3.16	Long Beach St.	9.10	North Carolina	6.00
Turnovers Forced (348 ranked)	224	10	15.48	Niagara	25.70	Louisville	19.92
Turnovers Per Game (347 ranked)	298	13	18.6	Colorado St.	9.9	Virginia Tech	12.7
Won-Lost Percentage (348 ranked)	222	13	44.0	South Carolina	95.8	Louisville	91.7

INDIVIDUAL RANKING SUMMARY - NCAA

Statistic	Player	National Rank	Conference Rank	Value	National Leader	Value	Conference Leader	Value
Assist Turnover Ratio (250 ranked)					Kylie Jimenez, Nevada	3.79	Lorela Cubaj, Georgia Tech	2.22
Assists (148 ranked)					Caitlin Clark, Iowa	185	Olivia Miles, Notre Dame	176
Assists Per Game (249 ranked)					Caitlin Clark, Iowa	8.0	Olivia Miles, Notre Dame	7.0
Blocked Shots (145 ranked)	Rita Igbokwe	15	3	57	Tamari Key, Tennessee	88	Elizabeth Kitley, Virginia Tech	69
Blocked Shots Per Game (246 ranked)	Rita Igbokwe	23	3	2.28	Lucy Cochrane, Portland	3.70	Elizabeth Kitley, Virginia Tech	2.76
Defensive Rebounds per Game (30 ranked)					Aijha Blackwell, Missouri	10.6	Lorela Cubaj, Georgia Tech	9.0
Double Doubles (46 ranked)					Aneesah Morrow, DePaul	22	Elizabeth Kitley, Virginia Tech Alyssa Ustby, North Carolina	11 11
Field Goal Attempts (150 ranked)	Jayla Everett	142	9	293	Jasmine Dickey, Delaware	494	Jewel Spear, Wake Forest	393
Field Goals Made (149 ranked)					Ayoka Lee, Kansas St.	245	Elizabeth Kitley, Virginia Tech	179
Field-Goal Percentage (250 ranked)					Celena Taborn, Butler	67.5	Elizabeth Kitley, Virginia Tech	53.0
Final Points (197 ranked)					Caitlin Clark, Iowa	626	Jewel Spear, Wake Forest	481
Free Throw Attempts (144 ranked)	Amber Brown	48	2	122	Uju Ezeudu, Denver	197	Taylor Soule, Boston College	137
Free Throws Made (146 ranked)	Amber Brown	109	6	79	Uju Ezeudu, Denver	154	Taylor Soule, Boston College	95
Free-Throw Percentage (250 ranked)	Dayshyanette Harris	207	9	75.3	Haley Cavinder, Fresno St.	97.5	Deja Kelly, North Carolina	86.7
Minutes Played (150 ranked)					Katie Nelson, Wisconsin	911:40	Chrislyn Carr, Syracuse	870:22
Minutes Played Per Game (150 ranked)					Anna DeWolfe, Fordham	38.42	Amandine Toi, Virginia	36.42
Offensive Rebounds per Game (30 ranked)					Aneesah Morrow, DePaul	5.7	Maya Dodson, Notre Dame	4.0
Points Per Game (250 ranked)					Caitlin Clark, Iowa	27.2	Jewel Spear, Wake Forest	19.2
Rebounds (150 ranked)	Rita Igbokwe	114	7	181	Aneesah Morrow, DePaul	369	Lorela Cubaj, Georgia Tech	281
Rebounds Per Game (250 ranked)	Rita Igbokwe	197	7	7.2	Aneesah Morrow, DePaul	13.7	Lorela Cubaj, Georgia Tech	11.2
Steals (142 ranked)					Veronica Burton, Northwestern Jordyn Cambridge, Vanderbilt	91 91	Emily Engstler, Louisville	63
Steals Per Game (248 ranked)					Veronica Burton, Northwestern	3.96	Emily Engstler, Louisville	2.62
Three-Point Field Goals Attempted (144 ranked)					Taylor Robertson, Oklahoma	207	Jewel Spear, Wake Forest	203
Three-Point Field Goals Made (138 ranked)					Taylor Robertson, Oklahoma	96	Jewel Spear, Wake Forest	76
Three-Point Field Goals Per Game (250 ranked)	Jayla Everett	185	11	1.90	Taylor Robertson, Oklahoma	4.00	Jewel Spear, Wake Forest	3.04
Three-Point Field-Goal Percentage (157 ranked)					Taylor Mikesell, Ohio St.	49.4	Georgia Amooore, Virginia Tech	42.1
Triple Doubles (6 ranked)					Caitlin Clark, Iowa	5	Olivia Miles, Notre Dame Teisha Hyman, Syracuse	1 1

2021-22 PITTSBURGH PANTHERS - PHOTO ROSTER



SANDRINE CLESCA | G | SO
Cles - ka
Laval, Quebec, Canada
Winston-Salem Christian School



DAYSHYANETTE HARRIS | G | JR
Day - shu - net
Youngstown, Ohio
Ursuline



LIATU KING | G | SO
Lee - uh - two
Washington, DC
Bishop McNamara



TAISHA EXANOR | G | SO
Tie - E - sha Ex - a - nor
Chateaugay, Quebec, Canada
Dawson College



EMY HAYFORD | G | JR
Amy
Maastricht, Netherlands
Calandlyceum



AMBER BROWN | F | JR
Monroe, Louisiana
Little Rock Christian Academy



ISMINI PRAPA | G | SR
Is - me - knee Prop - uh
Athens, Greece
American Community School of Athens



TRACEY HUESTON | F | SO
Houston
Roanoke, Virginia
Northside



CYNTHIA EZEJA | F | R-SO
Eh - zay - zuh
Athens, Greece
20th High School of Athens



MARY DUNN | C | GR
Washington, Pennsylvania
Trinity (Youngstown State)



JAYLA EVERETT | G | SR
St. Louis, Missouri
Kirkwood (New Mexico)



MALIYAH JOHNSON | G/F | FR
Muh - lee - uh
Columbus, Ohio
Africentric Early College



RITA IGBOKWE | C | JR
Ig - bock - way
Jonesboro, Georgia
Mundy's Mill



DESTINY STROTHER | G | JR
Struh - ther
Flint, Michigan
Carman-Ainsworth (Marquette)

ON THE PITT BENCH



LANCE WHITE
Head Coach | 4th Season



TERRI MITCHELL
Associate HC | 4th Season



JOSH PETERSEN
Assistant Coach | 4th Season



BRIANNA KIESEL
ASSISTANT COACH | 1st Season