

# SYRACUSE (15-15, 9-10) vs MIAMI (21-9, 13-6)

Saturday, March 5, 2022 • Carrier Dome • Syracuse, NY • 1:00 p.m. • ESPNU

## 2021-22 SCHEDULE

November		
	9 LAFAYETTE	W, 97-63
	14 DREXEL	W, 75-60
	20 COLGATE	L, 85-100
Battle 4 Atlantis, Paradise Island		
	24 vs. Va. Common.	L, 55-67
	25 vs. Arizona State	W, 92-84
	26 vs. #19/22 Auburn	L, 68-89
ACC/Big 10 Challenge		
	30 rv/rv INDIANA	W, 112-110 2OT
December		
	4 at --/rv Florida State	W, 63-60
Jimmy V Classic, New York, N.Y.		
	7 vs. #6 Villanova	L, 53-67
	11 at Georgetown	L, 75-79
	18 LEHIGH	cancelled
	27 BROWN	W, 92-63
	29 CORNELL	W, 80-68
January		
	1 VIRGINIA	L, 69-74
	5 at Miami	L, 87-88
	8 at Wake Forest	L, 74-77, OT
	11 PITTSBURGH	W, 77-61
	15 FLORIDA STATE	L, 71-76
	18 CLEMSON	W, 91-78
	22 at #6/5 Duke	L, 59-79
	25 at Pittsburgh	L, 53-64
	29 rv/rv WAKE FOREST	W, 94-72
February		
	2 at NC State	W, 89-82
	5 LOUISVILLE	W, 92-69
	8 at Boston College	W, 73-64
	12 at Virginia Tech	L, 59-71
	19 BOSTON COLLEGE	W, 76-56
	21 GEORGIA TECH	W, 74-73, OT
	23 at Notre Dame	L, 69-79
	26 #7/6 DUKE	L, 72-97
	28 at North Carolina	L, 79-87, OT
March		
	5 MIAMI	1:00 p.m.
ACC Tournament, Brooklyn, N.Y.		
	9 vs. Florida State	12:00 p.m.

**TK99** CLASSIC ROCK 99.5/105.5  
**WAER** 88.3  
**Mike Monaco** Steve Evans  
**Matt Park** Jim Satalin  
**Tim Nolan** Jenna Elique

### Senior Day At The Dome

Syracuse celebrates Senior Day when it hosts Miami in both clubs' final regular-season outing.

The Orange will honor the following seven players in a pre-game ceremony:

- ✓ Senior **Buddy Boeheim**
- ✓ Graduate student **Jimmy Boeheim**
- ✓ Graduate student **Paddy Casey**
- ✓ Graduate student **Nick Giancola**
- ✓ Graduate student **Chris LaValle**
- ✓ Graduate student **Bourama Sidibe**
- ✓ Senior **Cole Swider**

### The Syracuse-Miami Series

- ✓ Syracuse leads the all-time series, 20-10.
- ✓ Miami edged SU on Jan. 5, 88-87.

### Syracuse Notes

- ✓ The Orange have lost consecutive games at Notre Dame, against Duke and at North Carolina. They represent the top three teams (2nd, 1st, 3rd) in the ACC.
- ✓ **Swider** posted a career-best 36-point effort versus the Heels.
- ✓ **Buddy** and **Jimmy Boeheim**, **Joseph Girard III** and **Swider** have each played in all 30 games to date. All four have surpassed 1,000 minutes played.

### Miami Notes

- ✓ Miami enters the Dome residing in the league's fourth slot. The Hurricanes have won five-of-seven games.
- ✓ Redshirt senior guard **Cameron McGusty** (17.4 ppg.) and sophomore guard **Isaiah Wong** (15.5 ppg.) represent Miami's top scoring threats.

S	VS.	U
2021-22	<b>Season</b>	2021-22
15-15	<b>W-L</b>	21-9
6-4	<b>Last 10</b>	6-4
2-3	<b>Last 5</b>	3-2
76.9	<b>PPG</b>	74.9
75.2	<b>OPP PPG</b>	70.8
+1.7	<b>Margin</b>	+4.1
.454	<b>FG %</b>	.475
.425	<b>FG % DEF</b>	.468
.373	<b>3PT %</b>	.358
.340	<b>3PT % DEF</b>	.350
.727	<b>FT %</b>	.750
35.7	<b>RPG</b>	30.4
37.9	<b>OPP RPG</b>	34.5
-2.2	<b>Margin</b>	-4.1
14.3	<b>Assists PG</b>	13.8
10.8	<b>Turnovers PG</b>	9.6
1.3	<b>A/TO Ratio</b>	1.4
3.8	<b>Blocks PG</b>	2.9
7.1	<b>Steals PG</b>	8.9

## SYRACUSE STORYLINES

- Buddy Boeheim** is fourth in Division I and first in the ACC in minutes-played avg. (38.2).
- The Syracuse vs. Duke game had an announced attendance of 31,803, making it the seasons's largest in college basketball.
- The Orange will face Florida State on March 9 in the ACC Tournament.

## SYRACUSE TOP EIGHT

2021-22					2021-22						
No.	Player	Pos.	Class	PPG	RPG	No.	Player	Pos.	Class	PPG	RPG
5	Frank Anselem	C	So.	2.3	3.4	11	Joseph Girard III	G	Jr.	13.3	2.7
	<i>Had career-high 15 rebounds at Va. Tech</i>						<i>Owns 88 consecutive starts</i>				
	<i>Seven points, six rebounds vs. Wake Forest</i>						<i>77-of-190 (.405) 3FG percentage ranks 1st in ACC</i>				
35	Buddy Boeheim	G	Sr.	19.0	3.5	21	Cole Swider	F	Sr.	13.7	6.6
	<i>Second in career 3FGM (296) at Syracuse</i>						<i>Career-high 36 points at North Carolina</i>				
	<i>Top 10 Jerry West Award Candidate</i>						<i>Career-best 14 boards at Wake Forest</i>				
0	Jimmy Boeheim	F	Gr.	13.3	6.1	10	Symir Torrence	G	Jr.	2.2	1.4
	<i>Season-high 27 points at Notre Dame</i>						<i>Career-high seven assists against Brown</i>				
	<i>Double-digit points in 23-of-30 contests</i>						<i>Six points, five assists versus Auburn</i>				
14	Jesse Edwards	C	Jr.	12.0	6.5	13	Benny Williams	F	Fr.	1.9	1.4
	<i>Career-high 22 points and 7 blocks at Miami</i>						<i>Career high 14 points against Duke</i>				
	<i>Broken left wrist at BC -- out for season</i>						<i>Season-ending lower-body injury at UNC</i>				

## 2021-22 Syracuse Basketball Roster

### Alphabetical

No.	Name	Pos.	Ht.	Wt.	Yr.	Hometown (H.S./Prep/College)
2	Ajak, John Bol	F	6-10	216	RSo.	Natinga, South Sudan (Westtown School, Pa.)
5	Anselem, Frank	C	6-10	215	So.	Lagos, Nigeria (Westlake, Ga./Lincoln Academy, Ga./Prolific Prep, Calif.)
35	Boeheim, Buddy	G	6-6	205	Sr.	Fayetteville, N.Y. (Jamesville-DeWitt/Brewster Academy, N.H.)
0	Boeheim, Jimmy	F	6-8	225	Gr.	Fayetteville, N.Y. (Jamesville-DeWitt/New Hampton School/Cornell)
1	Casey, Paddy	G	6-0	200	Gr.	Scranton, Pa. (Scranton Prep/Sciences)
33	Cordes, Arthur	G	6-3	180	So.	Wallingford, Conn. (Xavier/Sheehan)
14	Edwards, Jesse	C	6-11	230	Jr.	Amsterdam, Netherlands (IMG Academy, Fla.)
25	Feldman, Shane	G	6-2	165	So.	Agoura Hills, Ca. (Agoura)
32	Giancola, Nick	F	6-5	213	Gr.	Lexington, Ken. (Lexington Catholic)
11	Girard III, Joseph	F	6-1	190	Jr.	Glens Falls, N.Y. (Glens Falls)
24	LaValle, Chris	G	5-11	175	Gr.	Syracuse, N.Y. (West Genesee/St. John Fisher)
12	Owens, Chaz	F	6-5	205	So.	Blue Bell, Pa. (Wissahickon/Shipleigh School/Scotland Campus)
23	Ruffin, Niko	G	5-10	170	Fr.	Cresskill, N.J. (Paramus Catholic)
34	Sidibe, Bourama	F	6-10	220	Gr.	Bamako, Mali (St. Benedict's Prep, N.J.)
21	Swider, Cole	F	6-9	220	Sr.	Portsmouth, R.I. (St. Andrew's School/Villanova)
10	Torrence, Symir	G	6-3	195	Jr.	Syracuse, N.Y. (Syracuse Science Academy/Vermont Academy/Marquette)
13	Williams, Benny	F	6-8	208	Fr.	Riverdale Baptist, Md./St. Andrew's Episcopal, Md./IMG Academy, Fla.)





**Head Coach:** Jim Boeheim

**Associate Head Coach:** Adrian Autry **Assistant Coaches:** Allen Griffin, Gerry McNamara

### Pronunciation Guide

John Bol Ajak	bowl ahhh-JAQUE
Frank Anselem	ANN-sell-um
Bourama Sidibe	boe-RAH-ma C-D-Bay
Cole Swider	SWHY-durr
Symir Torrence	sigh-MEAR


### SYRACUSE KEY RESERVES

		2021-22						2021-22			
No.	Player	Pos.	Class	PPG	RPG	No.	Player	Pos.	Class	PPG	RPG
	2 John Bol Ajak	F	RSo.	0.6	1.2		12 Chaz Owens	F	So.	0.4	0.2
	<i>Had a basket and four boards vs. Lafayette</i>						<i>Contributed two points, one rebound vs. Brown</i>				
	<i>Contributed in Pitt and BC victory</i>						<i>Son of former 'Cuse All-American Billy Owens</i>				
	1 Paddy Casey	G	Gr.	1.3	0.2		34 Bourama Sidibe	C	Gr.	3.3	2.2
	<i>First SU points came against Lafayette</i>						<i>11 points, four rebounds against Duke</i>				
	<i>3 seasons at Division II University of Sciences</i>						<i>Eight points, three boards at North Carolina</i>				

### ORANGE IN THE NBA

Player	at SU	Team	Notes	<i>includes March 3 games</i>
	Carmelo Anthony	2002-03	Portland	54 games, 13.6 ppg., 4.1 rpg.
	Oshae Brissett	2018-19	Indiana	51 games, 7.6 ppg., 5.0 rpg.
	Michael Carter-Williams	2011-13	Orlando	waived Feb. 10
	Jerami Grant	2012-14	Detroit	38 games, 19.3 ppg., 4.1 rpg.
	Elijah Hughes	2017-20	Utah/Portland	20 games, 3.2 ppg., 1.5 rpg.

### ORANGE IN THE G-LEAGUE

Player	at SU	Team	Notes	<i>includes March 3 games</i>
	Michael Gbinije	2013-16	Oklahoma City Blue	12 games, 3.7 ppg., 2.7 rpg.

### ORANGE CAREER TOTALS

Includes North Carolina Game

#### Double-Digit Scoring Games

Name	2021-22	Total
Buddy Boeheim	26	84
Jimmy Boeheim	23	23
Cole Swider	22	22
Joseph Girard III	21	53
Jesse Edwards	16	17
Bourama Sidibe	1	9

#### 20 + Point Games (does not include 30+)

Name	2021-22	Total
Buddy Boeheim	14	35
Joseph Girard III	5	13
Jimmy Boeheim	5	5
Jesse Edwards	2	2
Cole Swider	3	3

#### 30 + Point Games

Name	2021-22	Total
Buddy Boeheim	1	3
Cole Swider	1	1

#### 10 + Rebound Games

Name	2021-22	Total
Cole Swider	6	6
Jimmy Boeheim	5	5
Jesse Edwards	2	2
Frank Anselem	2	2

#### Double-Double

Name	2021-22	Total
Cole Swider	5	5
Jimmy Boeheim	5	5
Jesse Edwards	2	2
Joseph Girard III	1	1

#### 10+ Assist Games

Name	2021-22	Total
Joseph Girard III	1	1

#### 3+ Block Games

Name	2021-22	Total
Jesse Edwards	14	14
Cole Swider	1	1

#### 3+ Steal Games

Name	2021-22	Total
Joseph Girard III	6	16
Buddy Boeheim	6	14
Jesse Edwards	4	4
Bourama Sidibe		8
Jimmy Boeheim	2	2
Cole Swider	2	2
Benny Williams	1	1

#### Starts

Name	2021-22	Total	Consec.
Joseph Girard III	30	88	88
Buddy Boeheim	30	92	54
Jimmy Boeheim	30	30	30
Cole Swider	30	30	30
Frank Anselem	6	6	6
Jesse Edwards	24	24	
Bourama Sidibe		33	

## 2021-22 SU FREE THROW SHOOTING IN LAST 5 MINUTES/OT

includes North Carolina game

No.	Player	5:00-2:00	1:59-1:00	:59-0:00	Total	Pct.	OT	2021-22	Pct.
14	Edwards	11-15	4-7	1-4	16-26	.615		61-102	.598
35	B. Boeheim	13-18		3-4	16-22	.727	4-4	89-101	.881
0	J. Boeheim	5-6	1-1	1-4	7-11	.636	7-9	59-95	.621
11	Girard III	4-5	4-6	10-12	18-23	.783	2-2	72-80	.900
21	Swider	6-6	1-1	6-6	13-13	1.000	2-4	48-56	.857
5	Anselem	1-5	4-4		5-9	.556	1-2	22-36	.611
13	Williams	3-4	5-6		8-10	.800	4-4	13-21	.619
10	Torrence	1-6	3-6		4-12	.333		6-15	.400
34	Sidibe	2-3	1-2		3-5	.600	1-2	9-14	.643
2	Ajak			1-2	1-2	.500		1-2	.500
1	Casey			1-1	1-1	1.00		1-1	1.00
12	Owens			0-1	0-1	.000		0-1	.000
<b>Totals</b>		<b>46-68</b>	<b>23-33</b>	<b>23-34</b>	<b>92-135</b>	<b>.681</b>	<b>21-27</b>	<b>381-524</b>	<b>.727</b>

## 2021-22 BY CLASS

includes North Carolina game

Scoring		
Class	PPG	Pct.
Senior	47.4	.618
Junior	25.5	.335
Sophomore	2.5	.033
Freshman	1.9	.024
Rebounding		
Class	RPG	Pct.
Senior	17.0	.544
Junior	9.2	.294
Sophomore	3.7	.117
Freshman	1.4	.045
Assists		
Class	APG	Pct.
Senior	6.3	.445
Junior	7.3	.513
Sophomore	0.4	.028
Freshman	0.2	.014
Blocks		
Class	BPG	Pct.
Senior	0.8	.211
Junior	2.3	.614
Sophomore	0.4	.114
Freshman	0.2	.061
Steals		
Class	SPG	Pct.
Senior	3.6	.509
Junior	2.9	.406
Sophomore	0.2	.028
Freshman	0.4	.057
Field Goal Percentage		
Class	Pct.	
Senior	.437	
Junior	.487	
Sophomore	.619	
Freshman	.339	
3PT Field Goal Percentage		
Class	Pct.	
Senior	.366	
Junior	.404	
Sophomore	.500	
Freshman	.091	
Free Throw Percentage		
Class	Pct.	
Senior	.772	
Junior	.706	
Sophomore	.590	
Freshman	.619	



**February's Best Buddy Boeheim**  
**9 games**  
**17.9 ppg.**  
**3.0 rpg.**  
**2.2 apg.**  
**0.3 bpg.**  
**1.6 spg.**  
**39.1 mpg.**

### Buddy Boeheim

#### February Orange Notes

- ✓ **Feb. 28:** Cole Swider had a career-high 36 points and SU pushed North Carolina in to overtime before losing, 88-79.
- ✓ Swider was 14-of-21 from the field, including 7-of-11 on 3-point tries. He had the second most points by an opponent in the history of the Smith Center.
- ✓ **Feb. 26:** #7/6 Duke scored the game's first 14 points and went on to defeat the Orange, 97-72, in front of the season's largest crowd (31,803).
- ✓ **Buddy Boeheim** had 23 points and **Bourama Sidibe** had a season-high 11.
- ✓ **Feb. 23:** Jimmy Boeheim scored a season-high 27 points, but it was not enough in a loss at Notre Dame, 79-69.
- ✓ Four consecutive points from **Bourama Sidibe** had the Orange within two with 4:05 left, but the Irish finished the game with a 14-6 run.
- ✓ **Feb. 21:** Jimmy Boeheim (20-10) and Cole Swider (18-12) had double-doubles and SU beat Georgia Tech, 74-73, in OT.
- ✓ Jimmy Boeheim scored 15 of his 20 points in the first half and made what was the game-winning free throw in OT.
- ✓ **Feb. 19:** Syracuse limited Boston College to a season opponent low in a 76-56 win. It was the Orange's eighth straight against the Eagles.
- ✓ **Buddy Boeheim** and Cole Swider each had 18 points. Jimmy Boeheim tallied 13 points and 10 rebounds.

#### February Orange Notes (cont.)

- ✓ **Feb. 12:** Buddy Boeheim helped fuel Syracuse's comeback from 12 points down to tie Virginia Tech, 54-54, before the host Hokies pulled away to win, 71-59. Boeheim finished with 21 points.
- ✓ **Frank Anselem** made his first collegiate start and hauled in a career-high 15 boards. **Joseph Girard III** had 16 points.
- ✓ **Feb. 8:** Syracuse was 10-of-10 from the foul line in the final 3:45 of play and won at Boston College, 73-64.
- ✓ **Cole Swider** matched his Syracuse career-best with 21 points and **Joseph Girard III** scored 17 of his 19 points in the second half.
- ✓ **Feb. 5:** For the second straight game, Syracuse had double-digit scoring from all five starters, and the Orange defeated Louisville, 92-68.
- ✓ **Buddy Boeheim** and **Jesse Edwards** each had 19 points for Syracuse.
- ✓ **Feb. 2:** All five starters scored 16-or-more points and the Orange won at NC State, 89-82.
- ✓ **Jesse Edwards** and **Cole Swider** led the point parade with 19 each, **Joseph Girard III** had 18, **Buddy Boeheim** 17 and **Jimmy Boeheim** 16 against the Wolfpack. Girard added a season-high 10 assists.



**January's Best Buddy Boeheim**  
**9 games**  
**20.2 ppg.**  
**4.2 rpg.**  
**3.9 apg.**  
**0.0 bpg.**  
**1.3 spg.**  
**38.7 mpg.**

### Buddy Boeheim

#### January Orange Notes

- ✓ **Jan. 29:** Buddy Boeheim had a season-high 30 points, which included six 3-pointers, and SU defeated Wake Forest, 94-72.

## January Orange Notes (cont.)

- ✓ Syracuse turned around an eight-point first half deficit to win.
- ✓ **Jan. 25:** For the first time this season, the Orange only had one player in double digits and Syracuse lost at Pittsburgh, 64-53. **Buddy Boeheim** had 25 points.
- ✓ Syracuse was held to 19-of-63 (.302) from the field, including 6-of-31 (.194) on 3-point tries at Pitt.
- ✓ **Jan. 22:** #6/5 Duke, bolstered by 14 3-pointers, defeated the Orange, 79-59.
- ✓ **Jesse Edwards** had 12 points, nine rebounds and four steals.
- ✓ **Jan. 18:** Syracuse had one of its better offensive showings of the season in a 91-78 victory against Clemson.
- ✓ **Buddy Boeheim** posted 25 points and **Joseph Girard III** contributed 23 for the Orange. **Jesse Edwards** (15 points-11 rebounds) and **Jimmy Boeheim** (13 points-10 rebounds) had double-doubles.
- ✓ **Jan. 15:** Syracuse had the ball down one point in the final 30 seconds but Florida State emerged with a 76-71 triumph.
- ✓ **Buddy Boeheim** had 18 points and **Cole Swider** had 17 points and seven boards.
- ✓ **Jan. 11:** Buddy Boeheim had 24 points and the Orange beat Pittsburgh, 77-61.
- ✓ The Syracuse defense held the Panthers without a basket for a stretch of 10:59.
- ✓ **Jan. 8:** Wake Forest stayed unbeaten at home by holding off SU, 77-74, in OT.
- ✓ **Jimmy Boeheim** had 21 points and **Cole Swider** added 10 points and 14 rebounds.
- ✓ **Jan. 5:** Syracuse hit a school record 17 3-pointers but Miami prevailed, 88-87.
- ✓ **Jesse Edwards** had a career-high 22 points and seven blocked shots.
- ✓ **Jan. 1:** **Buddy Boeheim** scored a game-high 27 points but it was not enough in a loss to Virginia, 74-69.



**Cole Swider**

### December's Best Cole Swider

**5 games**  
**13.4 ppg.**  
**7.6 rpg.**  
**1.6 apg.**  
**0.8 bpg.**  
**1.0 spg.**  
**35.2 mpg.**

## December Orange Notes

- ✓ **Dec. 29:** Syracuse defeated Cornell for the 41st straight time, earning an 80-68 decision in the Dome. The Orange never trailed in the schools' 126th meeting.
- ✓ **Buddy Boeheim** had 22 points and **Cole Swider** had his highest scoring output to date with 21 points.
- ✓ **Dec. 27:** **Buddy Boeheim** scored 18 of his season-high 28 points in the second half to help Syracuse beat Brown, 92-63.
- ✓ SU hit 13-of-21 (.619) of its 3-pointers.
- ✓ **Dec. 11:** Syracuse squandered a 10-point, halftime lead, and lost at Georgetown, 79-75. **Buddy Boeheim** led the Orange with 17 points.
- ✓ **Joseph Girard** contributed 15 points and seven assists, and Jesse Edward had 12 points and eight rebounds.
- ✓ **Dec. 7:** The Orange were defeated by #6 Villanova, 67-53, in the Jimmy V Classic.
- ✓ **Jimmy Boeheim** had a squad-best 21 points and **Cole Swider** had 12 boards.
- ✓ **Dec. 4:** Syracuse put an end to Florida State's 25-game ACC home court win streak in a 63-60 road triumph. **Cole Swider**, who finished with 16 points and 10 rebounds, converted two free throws with 10 seconds left to secure the win.
- ✓ **Jesse Edwards** had a career-high 12 rebounds against the Seminoles.



**Buddy Boeheim**

### November's Best Buddy Boeheim

**7 games**  
**19.1 ppg.**  
**3.6 rpg.**  
**3.9 apg.**  
**0.0 bpg.**  
**2.0 spg.**  
**38.4 mpg.**

## November Orange Notes

- ✓ **Nov. 30:** **Joseph Girard** hit two free throws in the last second of the second overtime to secure SU's 112-110 win versus Indiana in the Big Ten/ACC Challenge.
- ✓ **Buddy Boeheim** (27 points), **Jimmy Boeheim** (26) and **Girard** (22) led five Syracuse starters in double digits.
- ✓ **Nov. 26:** Syracuse closed out its three-game set at the Battle 4 Atlantis by losing to 19/22 Auburn, 89-68.
- ✓ **Buddy Boeheim**, **Jesse Edwards** and **Cole Swider** each had 17 points.
- ✓ **Nov. 25:** **Jesse Edwards** had a career-high 21 points to lead the Orange past Arizona State, 92-84.
- ✓ The **Edwards** offensive outburst represented the most points by a Syracuse center since Arinze Onuaku had 21 in a March 2010 game.
- ✓ **Buddy Boeheim** had 23 points and **Cole Swider** added 19 points and 11 rebounds.
- ✓ **Nov. 24:** The Orange let a four-point, halftime advantage get away in a 67-55 loss to VCU at the Battle 4 Atlantis.
- ✓ **Jimmy Boeheim** had his second-straight, double-double (17 points-12 rebounds).
- ✓ **Nov. 20:** Syracuse had its 54-game winning streak against Colgate snapped when the visiting Raiders won, 100-85. Colgate tied a Dome opponent record with 18 3-pointers.
- ✓ The Orange built a 22-5 advantage to start the game but by halftime Colgate had gained the lead. **Joseph Girard** led both teams with 27 points.
- ✓ **Joseph Girard** made his first 3-point attempt against Colgate, extending his consecutive makes streak to nine to start the season. He missed his 10th attempt.
- ✓ **Nov. 14:** SU came back from a six-point, first-half deficit to defeat Drexel, 75-50. **Buddy Boeheim** had 23 points.
- ✓ **Jimmy Boeheim** had 14 points.
- ✓ **Nov. 9:** Syracuse opened the season by defeating Lafayette, 97-63. **Buddy Boeheim** led with 20 points.
- ✓ **Jimmy Boeheim** scored Syracuse's first eight points against the Leopards and finished with 18 points. **Cole Swider** had 14 points and 12 rebounds in his debut.

## ORANGE OVERSEAS

	Player	at SU	Team	Notes	<i>includes games of 2/18</i>
	Tyus Battle	2016-19	Hapoel Galil Gilboa (Israel)	3 games, 15.3 ppg., 5.7 rpg.	
	Paschal Chukwu	2016-19	Cockburn (Australia)	signed 1/11/2022	
	Rakeem Christmas	2011-15	Yulon Luxgen (Taiwan)		
	Marek Dolezaj	2017-21	GS Iraklis Thessaloniki (Greece)	3 games, 3.7 ppg., 5.3 rpg.	
	Tyler Ennis	2013-14	Tofas Bursa (Turkey)	5 games, 14.4 ppg., 5.2 apg.	
	John Gillon	2016-17	Taoyuan (Taiwan)	4 games, 24.3 ppg., 6.0 apg.	
	Donte Greene	2007-08	Taichung Suns (Taiwan)		
	Paul Harris	2006-09	Phoenix (Phillipines)	4 games, 17.8 ppg., 10.0 rpg.	
	Rick Jackson	2007-11	Olimpia Montevideo (Uruguay)	1 game, 2.0 ppg., 5.0 rpg.	
	Chris McCullough	2014-15	New Taipei (Taiwan)	5 games, 22.6 ppg., 9.6 rpg.	
	Kristof Ongenaet	2007-09	BBC Latem-De Pinte (Belgium)	12 games, 3.8 ppg., 4.8 rpg.	
	Malachi Richardson	2015-16	King Szczecin (Poland)	4 games, 19.3 ppg., 3.8 rpg.	
	Andy Rautins	2005-10	AEK Athens (Greece)	3 games, 8.7 ppg., 1.0 rpg.	
	James Southerland	2009-13	CAB Madeira (Portugal)	3 games, 11.7 ppg., 8.7 rpg.	
	Brandon Triche	2009-13	Shabab Al Ahli (UAE)		
	Andrew White	2016-17	Buyukcekmece (Turkey)	18 games, 7.8 ppg., 4.2 rpg.	

## SYRACUSE-MIAMI SERIES

### ALL-TIME RESULTS


Date	Site	W-L	SU-OPP
12/28/1963	Miami Beach Conv. Center	W	86-85 OT
1/11/1992	Carrier Dome	W	73-57
<i>Johnson pours in 35 points in win.</i>			
2/29/1992	Miami Arena	W	68-63
<i>Moten hits five 3-pointers on his way to 20 points.</i>			
1/9/1993	Carrier Dome	W	89-81
<i>Autry dishes out seven assists to lead the Orange.</i>			
2/6/1993	Miami Arena	L	74-81
<i>Gardner's 21 points and 11 assists too much for Cuse.</i>			
12/22/1993	Carrier Dome	W	81-52
<i>Orange set new school Big EAST record with 11 threes.</i>			
3/1/1994	Miami Arena	W	71-69
<i>Wallace's 16 points and 10 rebounds pace the Orange.</i>			
12/6/1994	Miami Arena	W	83-65
<i>Orange cruise to a victory behind Wallace and Lloyd.</i>			
1/28/1995	Carrier Dome	W	76-51
<i>Moten and Wallace too much for the Canes to stop.</i>			
1/3/1996	Miami Arena	L	66-75
<i>James's 19 points off the bench guides Miami to a win.</i>			
2/1/1996	Carrier Dome	W	72-51
<i>Hill and Wallace nearly perfect from the line, carry Cuse</i>			
12/7/1996	Miami Arena	L	63-67
<i>Clark scores 20 in Hurricanes win.</i>			
1/18/1998	Carrier Dome	W	85-67
<i>Burgan scores 26 to lead the Orange.</i>			
2/10/1998	Miami Arena	W	72-63
<i>Hart's 19 brings Orange to road win.</i>			
2/8/1999	Miami Arena	L	63-76
<i>Four Hurricanes score in double figures to beat Orange.</i>			
1/8/2000	Miami Arena	W	67-55
<i>Thomas's double-double too much for the Hurricanes.</i>			
2/13/2001	Carrier Dome	L	57-68
<i>Miami's defense stifles Orange, holds offense in check.</i>			
1/26/2003	Convocation Center	W	55-49
<i>Anthony, Warrick power Orange to win.</i>			
2/14/2004	Convocation Center	W	91-74
<i>Warrick's perfect shooting night guides Orange to victory.</i>			
1/4/2014	Carrier Dome	W	49-44
<i>Syracuse wins ACC Debut.</i>			
1/25/2014	Watsco Center	W	64-52
<i>Four Orange score in double figures, improve to 19-0.</i>			
1/24/2015	Carrier Dome	L	62-66
<i>Christmas's 23 points not enough to best Hurricanes.</i>			
1/2/2016	Watsco Center	L	51-64
<i>McCellan's 22 carries Miami to win.</i>			
1/4/2017	Carrier Dome	W	70-55
<i>White (22 points) and Lydon (20) help 'Cuse past Miami.</i>			
3/8/2017	Barclays Center (ACCT)	L	57-62
<i>Murphy's 16 points, 10 rebounds lead Hurricanes.</i>			
2/17/2018	Watsco Center	W	62-55
<i>Brissett produces double-double (16 points-12 boards).</i>			
1/24/2019	Carrier Dome	W	73-53
<i>Hughes tallies 22, Orange convert 14 3-pointers.</i>			
3/7/2020	Watsco Center	L	65-69 OT
<i>Wong's game-high 18 points leads Canes to victory.</i>			
1/19/2021	Carrier Dome	W	83-57
<i>Buddy Boeheim and Girard each contribute 23 points.</i>			
1/5/2022	Watsco Center	L	87-88
<i>Syracuse hits a school-record 17 3-pointers in defeat.</i>			

### TEAM HIGHS

**Points:** 91 (at Miami, 2/14/2004)  
**Rebounds:** 52 (at SU, 1/28/1995)  
**Assists:** 25 (at Miami, 12/6/1994)  
**Steals:** 14 (at SU, 12/22/93); (at Miami, 12/7/1996)  
**Blocks:** 11 (at SU, 1/24/2019)  
**Fewest Turnovers:** 6 (at SU, 1/24/2019)  
**Turnovers:** 21 (at Miami, 1/8/2000)  
**Field Goals Made:** 38 (at Miami, 2/14/2004)  
**Field Goal Attempts:** 67 (at SU, 1/28/1995)  
**Best FG Percentage:** 64.4 ( at Miami, 2/14/2004)  
**Free Throws Made:** 28 (at SU, 2/1/1996)  
**Free Throw Attempts:** 39 (at SU, 1/9/1993); (at Miami, 3/1/1994)  
**Best FT Percentage:** 923, 12-13 (at Miami, 1/3/1996); (at Barclays, 3/08/2017)  
**3-Point FGs Made:** 17, (at Miami, 1/5/2022)  
**3-Point FGs Attempted:** 32, (at Miami, 1/6/2022)  
**Best 3-Point FG Percentage (min. 5 made):** .524, 8-14 (at SU, 12/22/1993)

### INDIVIDUAL HIGHS

**Points:** 35, Dave Johnson (at Miami, 1/11/1992)  
**Rebounds:** 14, Carmelo Anthony (at Miami, 1/26/2003); Tyler Roberson (at SU, 1/24/15)  
**Assists:** 11, John Gillon (at SU, 1/4/2017)  
**Steals:** 5, Conrad McRae (at Miami, 1/11/1992); Kadary Richmond (at SU, 1/19/2021)  
**Blocks:** 7, Etan Thomas (at Miami, 2/8/1999); Jesse Edwards (at Miami, 1/5/2022)  
**Turnovers:** 8, Michael Gbinije (at Miami, 1/2/2016)  
**Field Goals Made:** 11, John Wallace (at Miami, 12/6/1994); Hakim Warrick (at Miami, 2/14/2004)  
**Field Goal Attempts:** 19, Lawrence Moten (at SU, 1/28/1995); Tood Burgan (at Miami, 12/7/1996)  
**Best FG Percentage (min. 7 made):** 1.000 11-11, Hakim Warrick (at Miami, 2/14/2004)  
**Free Throws Made:** 13, Dave Johnson (at Miami, 1/11/1992)  
**Free Throw Attempts:** 15, Dave Johnson (at Miami, 1/11/1992); Lawrence Moten (at Miami, 3/1/1994)  
**Best FT Percentage (min. 8 made):** 1.000, 8-8, Damone Brown (at SU, 2/13/2002)  
**3-Point FGs Made:** 7, Joseph Girard III, (at Miami, 1/5/2022)  
**3-Point FGs Attempted:** 12, DeShaun Williams (at SU, 2/13/2001); Trevor Cooney (at SU, 1/4/2014); Joseph Girard III (1/5/2022)  
**Best 3-Point FG Percentage (min. 3 made):** .833 5-6, Malachi Richardson (at Miami, 1/2/2016)  
**Minutes Played:** 45, Buddy Boeheim, Marek Dolezaj (at Miami, 3/7/2020)



**Joseph Girard III had 26 points, including seven 3-pointers, when the Orange played at Miami in January.**



### ALL-TIME SERIES

Overall	Syracuse leads, 20-10
Home Total (Dome)	Syracuse leads, 10-2
Away Total	Syracuse leads, 10-8
Away (Miami Beach Conv. Center)	Syracuse leads, 1-0
Away (Miami Arena)	Syracuse leads, 5-4
Away (Convocation/Watsco Center)	Syracuse leads, 4-3
Neutral Sites	Miami leads, 1-0
<b>Current SYR Streak</b>	<b>L2</b>
Longest SYR Winning Streak	4 (2003-14)
Longest SYR Losing Streak	2 (2015-16)
Largest SYR Margin of Victory	29 (81-52, 12/22/1993)
Largest SYR Margin of Defeat	13 (76-63, 2/8/1999) 13 (64-51, 1/2/2016)

### SU DUNK BOARD

Includes North Carolina Game

Player	Games	Dunks	Career
Jesse Edwards	30	39	46
Frank Anselm	30	13	13
Jimmy Boeheim	30	7	7
Benny Williams	29	5	5
Cole Swider	30	3	3
Bourama Sidibe	10	1	32
<b>Total</b>	<b>29</b>	<b>68</b>	

## 2021-22 OPPONENTS

Date	Opponent	includes games of 3/3/2022			Post	TV
		W-L	Rank	Series		
11/9	LAFAYETTE	10-20		9-0	 RSN	
11/14	DREXEL	15-13		4-1	 ESPN 2	
11/20	COLGATE	21-11		127-46		
11/24	vs. VCU	21-7		0-1	 ESPN 2	
11/25	vs. Arizona State	13-16		3-1	 ESPN 2	
11/26	vs. Auburn	26-4	5/5	1-1	 ESPN 2	
11/30	INDIANA	18-11		6-1	 ESPN	
12/4	at Florida State				 ACCN	
12/7	vs. Villanova	22-7	11/11	39-35	 ESPN	
12/11	at Georgetown	6-23		52-45	 FOX	
canc.	LEHIGH			4-0	 ACCN	
12/27	BROWN	13-15		5-3	 ACCN	
12/29	CORNELL	14-10		95-31	 RSN	
1/1	VIRGINIA	17-12		6-11	 ACCN	
1/5	at Miami				 ACCN	
1/8	at Wake Forest				 RSN	
1/11	PITTSBURGH				 ESPN	
1/15	FLORIDA STATE	16-13		8-6	 ESPN	
1/18	CLEMSON	15-15		6-7	 ACCN	
1/22	at Duke				 ESPN	
1/25	at Pittsburgh	11-19		74-48	 ACCN	
1/29	WAKE FOREST	23-8	--/rv	10-2	 ACCN	
2/2	at NC State	11-19		11-6	 ESPN 2	
2/5	LOUISVILLE	12-16		10-19	 ESPN 2	
2/8	at Boston College				 ACCN	
2/12	at Virginia Tech	19-11		11-5	 ESPN 2	
2/19	BOSTON COLLEGE	11-18		55-26	 ESPN 2	
2/21	GEORGIA TECH	11-19		8-7	 RSN	
2/23	at Notre Dame	21-8	--/rv	31-23	 ESPN	
2/26	DUKE	26-4	5/2	6-13	 ESPN 2	
2/28	at North Carolina	22-8	--/rv	6-15	 ESPN	
3/5	MIAMI	21-9	--/rv	20-10		
<b>TOTAL</b>		<b>415-317, .567</b>				

## SU OPPONENT RECORDS

Season	Won-Lost	Pct.
2021-22	415-317	.567
2020-21	301-221	.577
2019-20	439-350	.556
2018-19	576-381	.602
2017-18	624-384	.619
2016-17	565-417	.575
2015-16	594-413	.590
2014-15	527-337	.583
2013-14	547-430	.560
2012-13	613-415	.596

## DOME-INATING

### Syracuse In The Dome

Season	W-L	Pct.	Unbeaten	
			Start	End
2021-22	11-4	.733	2-0	
2020-21	13-1	.929	5-0	
2019-20	11-7	.611	0-1	
2018-19	13-6	.684	6-0	
2017-18	14-5	.737	8-0	
2016-17	17-4	.810	6-0	
2015-16	13-4	.765	3-0	
2014-15	13-5	.722	4-0	
2013-14	16-2	.889	16-0	
2012-13	17-2	.895	16-0	
2011-12	19-0	1.000	19-0	
2010-11	16-3	.842	13-0	
2009-10	17-2	.895	9-0	
2008-09	16-3	.842	7-0	
2007-08	16-6	.727	3-0	
2006-07	18-4	.818	6-0	
2005-06	14-5	.909	2-0	
2004-05	16-2	.889	14-0	
2003-04	14-3	.824	0-1	
2002-03	17-0	1.000	17-0	
2001-02	15-4	.789	6-0	
2000-01	15-2	.882	6-0	
1999-00	17-1	.944	13-0	
1998-99	9-7	.563	3-0	
1997-98	12-4	.750	8-0	
1996-97	9-7	.563	1-0	
1995-96	15-1	.938	10-0	
1994-95	14-2	.875	12-0	
1993-94	16-1	.941	4-0	
1992-93	12-4	.750	7-0	
1991-92	14-3	.824	13-0	
1990-91	16-1	.941	8-0	
1989-90	13-3	.813	7-0	
1988-89	18-1	.947	10-0	
1987-88	13-3	.813	8-0	
1986-87	17-2	.895	11-0	
1985-86	17-2	.895	14-0	
1984-85	13-2	.867	6-0	
1983-84	14-3	.824	4-0	
1982-83	14-2	.875	8-0	
1981-82	11-6	.647	2-0	
1980-81	17-3	.850	2-0	
<b>Overall</b>	<b>612-132</b>	<b>.823</b>		



@Cuse\_MBB SyracuseOrange Cuse\_mbb



Includes games of March 3

Team	Stat	NCAA	ACC
W-L %	.500	191st	9th
Scoring	76.9	48th	4th
Scoring Defense	75.2	310th	14th
Scoring Margin	+1.6	192nd	9th
Rebounds	35.7	148th	5th
Off. Rebounds	10.3	163rd	6th
Def. Rebounds	25.5	161st	7th
Rebound Margin	-2.2	284th	13th
Assists	14.3	93rd	6th
Assist:TO Ratio	1.32	34th	6th
Turnovers	10.8	36th	6th
Turnovers Forced	11.9	246th	8th
Turnover Margin	+1.1	111th	7th
Blocks	3.8	97th	7th
FG %	.454	103rd	8th
FG % Defense	.425	143rd	4th
3FG	8.8	48th	3rd
3FG %	.373	34th	5th
3FG % Defense	.340	207th	7th
FT %	.727	132nd	9th
<b>Individual</b>			
<b>Points Per Game</b>			
Buddy Boeheim	19.0	43rd	2nd
<b>Points</b>			
Buddy Boeheim	569	25th	2nd
<b>3-pt Field Goal Made</b>			
Buddy Boeheim	80	51st	2nd
<b>3-pt Field Goal Average</b>			
Buddy Boeheim	2.67	60th	2nd
Joseph Girard III	2.57	84th	4th
<b>3-pt Field Goal Percentage</b>			
Joseph Girard III	.405	30th	1st
Buddy Boeheim	.333	92nd	4th
<b>Free Throw Percentage</b>			
Buddy Boeheim	.881	24th	2nd
<b>Rebounds</b>			
Cole Swider	199	162nd	11th
<b>Defensive Rebounds Per Game</b>			
Cole Swider	5.43	112th	6th
<b>Assists Per Game</b>			
Joseph Girard III	4.2	103rd	5th
<b>Assists</b>			
Joseph Girard III	126	71st	4th
<b>Assist Turnover Ratio</b>			
Buddy Boeheim	1.73	169th	10th
<b>Blocked Shots Per Game</b>			
Jesse Edwards	2.8	14th	2nd
<b>Blocks</b>			
Jesse Edwards	67	25th	2nd
<b>Steals Per Game</b>			
Joseph Girard III	1.63	130th	7th
<b>Steals</b>			
Joseph Girard III	49	96th	5th
<b>Minutes Played Avg.</b>			
Buddy Boeheim	38:10	4th	1st
<b>Minutes Played</b>			
Buddy Boeheim	1,144:45	4th	1st
Jimmy Boeheim	1,044:43	42nd	4th
Cole Swider	1,035:31	57th	5th

## SPECIALTY STATISTICS

	PP	PTO	SCP	FBP	BP
Opponent	SU-OPP	SU-OPP	SU-OPP	SU-OPP	SU-OPP
LAFAYETTE	44-18	12-9	11-8	24-18	16-21
DREXEL	40-16	25-22	5-9	15-4	8-24
COLGATE	32-28	11-11	16-18	12-8	12-28
vs. VCU	24-30	15-16	16-6	5-7	0-23
vs. Arizona State	36-26	9-10	16-11	2-2	2-25
vs. Auburn	26-42	8-20	6-9	6-11	11-33
INDIANA	36-48	33-11	14-20	24-14	6-10
at Florida State	22-28	9-16	13-9	3-15	1-25
vs. Villanova	22-14	6-13	7-25	2-0	0-14
at Georgetown	42-26	10-5	8-5	13-0	9-14
BROWN	36-26	13-12	11-5	12-8	16-31
CORNELL	40-14	27-18	9-15	10-15	5-38
VIRGINIA	24-40	7-14	16-7	12-5	4-11
at Miami	22-34	11-25	13-12	3-18	3-19
at Wake Forest	24-24	14-14	10-13	8-7	7-13
PITTSBURGH	32-16	13-13	14-12	7-9	5-8
FLORIDA STATE	32-28	12-22	8-6	4-17	4-29
CLEMSON	38-36	9-17	12-5	18-13	8-25
at Duke	30-32	13-20	14-16	3-8	10-13
at Pittsburgh	16-22	8-15	15-13	5-15	0-0
WAKE FOREST	42-32	19-8	14-14	9-9	15-18
at NC State	36-24	11-17	9-6	8-14	0-14
LOUISVILLE	36-24	16-10	13-14	2-7	14-36
at Boston College	16-40	5-12	8-7	9-18	8-19
at Virginia Tech	16-26	2-17	4-4	1-11	2-14
BOSTON COLLEGE	36-32	23-17	8-11	7-5	8-16
GEORGIA TECH	20-34	14-2	10-10	14-12	7-18
at Notre Dame	24-20	8-9	6-22	2-0	9-17
DUKE	36-40	7-15	16-17	2-10	29-19
at North Carolina	28-24	11-10	6-18	0-9	8-24
MIAMI					
	908-834	391-420	325-350	345-289	267-587
<b>2021-22 Avg.</b>	<b>30.3-27.8</b>	<b>13.0-14.0</b>	<b>10.8-11.7</b>	<b>11.5-9.6</b>	<b>8.9-19.6</b>
2020-21 Avg.	28.9-28.4	14.8-11.3	10.3-10.4	14.0-11.6	12.0-17.9
2019-20 Avg.	29.3-24.1	15.0-12.9	10.3-11.6	12.3-9.5	11.6-17.3
2018-19 Avg.	27.6-21.2	19.2-19.9	10.0-8.8	7.8-5.1	11.2-15.5
2017-18 Avg.	26.0-23.6	12.7-12.2	11.1-10.6	4.8-6.6	6.9-14.9
2016-17 Avg.	26.2-27.2	15.6-13.5	11.7-12.1	8.0-7.6	14.7-16.7
2015-16 Avg.	26.3-28.8	14.7-12.5	11.5-11.7	7.0-6.3	12.8-19.2
2014-15 Avg.	33.1-26.1	15.5-11.3	12.5-10.9	8.9-6.7	10.2-14.6
2013-14 Avg.	29.9-22.0	16.2-8.7	13.1-9.8	7.3-5.1	11.8-13.4
2012-13 Avg.	32.7-22.3	16.2-12.5	12.8-10.4	10.1-6.7	18.3-15.2
2011-12 Avg.	34.1-23.9	19.9-10.0	12.8-11.7	13.2-6.5	31.6-14.3
2010-11 Avg.	34.3-23.8	17.6-12.3	11.9-9.5	13.0-6.4	19.0-15.2
2009-10 Avg.	40.1-27.7	18.4-15.4	13.1-12.3	14.3-6.6	24.4-15.7
2008-09 Avg.	40.4-30.2	16.0-15.9	11.7-13.2	16.3-10.2	17.9-15.7
2007-08 Avg.	38.6-28.1	17.4-16.6	13.6-12.5	14.0-8.6	9.0-18.5
2006-07 Avg.	30.1-25.1	17.2-15.1	12.2-13.4	12.3-8.4	22.9-17.0
2005-06 Avg.	30.1-24.5	16.8-16.9	13.3-11.1	11.6-8.2	13.5-14.7
2004-05 Avg.	39.9-23.5	17.9-13.6	13.9-13.0	9.5-5.3	16.0-13.9

PP=points in the paint  
FBP=fast break points

PTO=points off turnovers  
BP=bench points

SCP=second chance points

## 2021-22 BROTHERS SCORING

*includes March 3 games*

No.	Player	School	GP	Points	Avg.	Total
1.	Keegan Murray	Iowa	29	676	23.3	33.5
	Kris Murray	Iowa	29	296	10.2	
2.	<b>Buddy Boeheim</b>	<b>Syracuse</b>	<b>29</b>	<b>555</b>	<b>19.1</b>	<b>32.6</b>
	<b>Jimmy Boeheim</b>	<b>Syracuse</b>	<b>29</b>	<b>389</b>	<b>13.4</b>	
3.	Teddy Allen	New Mexico St.	29	561	19.3	31.6
	Timmy Allen	Texas	30	369	12.3	
4.	LeDarius Brewer	East Tennessee	31	454	14.6	25.3
	Ty Brewer	East Tennessee	31	329	10.6	
5.	Bryce McGowens	Nebraska	30	516	17.2	24.1
	Trey McGowens	Nebraska	15	104	6.9	

## LEAD/DEFICIT COMPARISON

Opponent	Lead	Deficit	Run	Changes	Ties	Result
LAFAYETTE	36 (0:51-2nd)	3 (19:36-1st)	13-0 (1st)	1	0	W, 97-63
DREXEL	23 (2:06-2nd)	6 (2:48-1st)	12-0 (2nd)	7	2	W, 75-60
COLGATE	17 (13:03-1st)	15 (0:37-2nd)	11-0 (1st)	1	3	L, 85-100
vs. VCU	6 (0:06-1st)	12 (0:22-2nd)	8-0 (1st)	7	4	L, 55-67
vs. Arizona State	18 (0:47-1st)	3 (17:55-1st)	11-0 (1st)	5	7	W, 92-84
vs. Auburn	4 (16:06-1st)	22 (0:20-2nd)	8-0 (1st)	8	2	L, 68-89
INDIANA	18 (1:01-1st)	4 (4:12-2 OT)	10-0 (1st)	8	10	W, 112-110 2OT
at Florida State	11 (5:03-1st)	11 (5:43-2nd)	11-0 (2nd)	3	0	W, 63-60
vs. Villanova	5 (7:31-1st)	14 (1:08-2nd)	6-0 (1st)	15	8	L, 53-67
at Georgetown	10 (1st-0:06)	6 (8:08-2nd)	9-0 (1st)	11	6	L, 75-79
BROWN	32 (3:37-2nd)	0	10-0 (1st+2nd)	0	0	W, 93-62
CORNELL	19 (10:20-2nd)	0	11-0 (1st)	0	0	W, 80-68
VIRGINIA	2 (19:29-2nd)	12 (7:36-1st)	7-0 (1st)	4	4	L, 69-74
at Miami	18 (0:59-1st)	8 (9:51-2nd)	10-0 (1st)	9	2	L, 87-88
at Wake Forest	8 (14:59-2nd)	4 (0:37-1st)	9-0 (2nd)	11	10	L, 74-77, OT
PITTSBURGH	20 (7:20-2nd)	7 (3:51-1st)	8-0 (2nd)	2	3	W, 77-61
FLORIDA STATE	10 (5:17-1st)	7 (11:50-2nd)	10-0 (2nd)	4	7	L, 71-76
CLEMSON	13 (1:44-2nd)	4 (18:42-1st)	10 (1st)	3	4	W, 91-78
at Duke	0	31 (4:27-2nd)	13-2 (2nd)	0	0	L, 59-79
at Pittsburgh	10 (6:16-1st)	12 (1:46-2nd)	6-0 (1st)	1	2	L, 53-64
WAKE FOREST	23 (5:06-2nd)	8 (10:15-1st)	8-0 (2nd)	7	1	W, 94-72
at NC State	11 (13:15-2nd)	7 (9:02-1st)	12-0 (2nd)	10	4	W, 89-82
LOUISVILLE	32 (6:10-2nd)	0	10-0 (2nd)	0	0	W, 92-69
at Boston College	15 (13:53-2nd)	0	6-0 (1st)	0	0	W, 73-64
at Virginia Tech	3 (6:25-1st)	14 (0:40-2nd)	9-0 (2nd)	7	2	L, 59-71
BOSTON COLLEGE	22 (15:28-2nd)	0	13-0 (1st)	2	0	W, 76-56
GEORGIA TECH	6 (5:23-2nd)	9 (15:06-1st)	8 (1st)	12	12	W, 74-73, OT
at Notre Dame	4 (4:37-1st)	12 (11:08-2nd)	9-0 (2nd)	15	12	L, 79-69
DUKE	0	30 (5:05-1st)	14-0 (1st)	0	0	L, 97-72
at North Carolina	9 (16:46-1st)	9 (0:54-OT)	9-0 (1st)	11	9	L, 88-79, OT
MIAMI						



### Suits And Sneakers Week

The American Cancer Society's Coaches vs. Cancer "Suits And Sneakers Week" was January 24-30 this season. The nationwide, annual event helps bring attention to the ongoing fight against cancer.

Basketball coaches and players at the collegiate and scholastic level joined in supporting the initiative.

The Syracuse coaching staff is participating again this season. Coach Jim Boeheim and his staff wore specially designed Suits and Sneakers apparel at the Pittsburgh game on January 24 and at the home matchup with Wake Forest on January 29.

Fans can support the program by purchasing a 2022 Suits and Sneakers t-shirt. Additional information is available at [coachesvscancer.org](http://coachesvscancer.org).

# COACHES VS CANCER

## SUITS & SNEAKERS





## Five Sign NLI With Syracuse

**Maliq Brown** from Blue Ridge School (Va.), **Chris Bunch** from Wasatch Academy (Utah), **Peter Carey** from Northfield Mount Hermon School (Mass.), and **Quadir Copeland** and **Justin Taylor** from IMG Academy (Fla.), have signed National Letters of Intent (NLI) to enroll and play basketball for the Orange starting in 2022.

The 2022 Syracuse recruiting class is:  
 ✓ 18th overall and 4th in the ACC according to Rivals.com.  
 ✓ 25th overall and 7th in the ACC according to 247sports.com.

Here are brief bios on the five Syracuse signings:

### Maliq Brown

**Forward, 6-9, 210**

**Culpeper, Va./Blue Ridge School**

No. 28 power forward by *Rivals*...No. 42 power forward by *ESPN*...Played his entire high school career for Head Coach Cade Lemcke at Blue Ridge School...He led the Barons to three consecutive Virginia Independent Schools Athletic Association Division II state championships...During his junior season, Brown averaged 12.9 points, 5.5 rebounds, 3.9 assists, 3.3 steals and 1.6 blocks per game.

### Chris Bunch

**Forward, 6-8, 190**

**Concord, Ca./Wasatch Academy**

No. 55 player by *247Sports*...No. 80 player and 21st small forward by *Rivals*...Played three years under Head Coach Justin Argenal at De La Salle High School...During his junior season he averaged 16 points and 6 rebounds per game...Bunch played his senior season at Wasatch Academy under Head Coach Paul Peterson.

### Peter Carey

**Center, 7-0, 190**

**Northfield, Mass./**

**Northfield-Mt. Hermon School**

No. 52 center by *ESPN*...Three-star recruit by *ESPN* and *247Sports*...Carey began his high school career at Frontier High School under Head Coach Benjamin Barshefsky ...He transferred to Northfield-Mt. Hermon School under Head Coach John Carrol...He played AAU basketball for the New York Lightning.

**Quadir Copeland**

**Guard, 6-5, 175**

**Gettysburg, Pa./IMG Academy**

No. 19 point guard by *ESPN*...No. 92 player nationally by *Rivals*...Began his high school career at Gettysburg High School as a freshman for Head Coach Marc McLean...Led the Warriors to a 23-5 record during his junior season...He averaged 22.1 points, 11 rebounds and 4.2 assists per game during that run...Transferred to Life Center Academy for his senior season under Head Coach Keith Brown...Copeland is playing his prep year at IMG Academy.

### Justin Taylor

**Forward, 6-6, 200**

**Charlottesville, Va./IMG Academy**


No. 68 player by *Rivals*...No. 127 player by *247Sports*...Began his high school career at St. Anne's-Belfield under Head Coach Damin Altizer...He averaged 15.5 points, 5.5 rebounds and 2.8 assists per game during his freshman season...After the cancellation of his junior season, Taylor transferred to IMG Academy where he eclipsed 1,000 career points.

## GETTING STARTED AT SU


### Season Starting Lineups

1976-to-2022

By Season		By Lineups	
Year	Lineups	Year	Lineups
<b>2021-22</b> .....	<b>2</b>	<b>1989-90</b> .....	<b>7</b>
2020-21.....	3	2006-07.....	6
2019-20.....	2	1991-92.....	6
2018-19 .....	4	1980-81 .....	6
2017-18.....	2	2016-17.....	5
2016-17.....	5	2014-15.....	5
2015-16 .....	1	2008-09.....	5
2014-15 .....	4	1996-97 .....	5
2013-14 .....	4	1992-93 .....	5
2012-13.....	3	1990-91.....	5
2011-12 .....	3	1976-77.....	5
2010-11 .....	4	2018-19.....	4
2009-10 .....	2	2013-14.....	4
2008-09 .....	5	2010-11.....	4
2007-08 .....	3	2004-05.....	4
2006-07 .....	6	2001-02.....	4
2005-06 .....	2	1987-88 .....	4
2004-05 .....	4	1982-83.....	4
2003-04 .....	2	1981-82.....	4
2002-03.....	1	1979-80.....	4
2001-02 .....	4	2020-21.....	3
2000-01 .....	2	2012-13.....	3
1999-00 .....	2	1978-79 .....	3
1998-99 .....	2	2011-12.....	3
1997-98 .....	1	2007-08 .....	3
1996-97 .....	5	1995-96.....	3
1995-96 .....	3	<b>2021-22</b> .....	<b>2</b>
1994-95 .....	2	2019-20.....	2
1993-94.....	1	2017-18 .....	2
1992-93.....	5	2009-10.....	2
1991-92.....	6	2005-06.....	2
1990-91 .....	5	2003-04.....	2
<b>1989-90</b> .....	<b>7</b>	2000-01 .....	2
1988-89 .....	2	1999-00.....	2
1987-88.....	4	1998-99.....	2
1986-87.....	2	1994-95.....	2
1985-86 .....	1	1988-89.....	2
1984-85 .....	2	1986-87.....	2
1983-84 .....	1	1984-85.....	2
1982-83.....	4	2015-16.....	1
1981-82 .....	4	2002-03.....	1
1980-81 .....	6	1997-98 .....	1
1979-80.....	4	1993-94.....	1
1978-79 .....	4	1985-86.....	1
1977-78.....	1	1983-84.....	1
1976-77 .....	5	1977-78.....	1



Jim Boeheim is in his 46th year as head coach at his alma mater.



## Boeheim Second All-Time In Wins

Jim Boeheim is in his 46th season as head coach at his alma mater, Syracuse. He earned the \*997th win of his coaching tenure when the Orange defeated Georgia Tech 74-73 in overtime on Feb. 21.

# 997\*

Mike Krzyzewski (Army, Duke) is the only active Division I coach who is ahead of Boeheim on the wins and games-coached list.

Boeheim's 45 seasons completed put him first on the list of Division I coaches at their current schools. Krzyzewski is second with 40 campaigns at Duke.

## The Book On Boeheim

Boeheim owns a career record of \*997-424 (.702).

His 1,421 games (total reflects 101 games vacated between 2004-07 and 2010-12 by the NCAA) ranks first for coaches who have served at only one institution in the Division I ranks.

The 2021 NCAA berth gave SU 41 post-season appearances under Boeheim, including 35 NCAA Tournaments. He has guided his alma mater to the NCAA title game three times, winning it for the first time in 2003.

\*record reflects 101 wins vacated between 2004-07 and 2010-12 by the NCAA

## JIM BOEHEIM RECORDS

### 1976-present (46th season)

At Syracuse: 997-424 (.702)\*

\*record reflects 101 wins vacated between 2004-07 and 2010-12 by the NCAA

As an SU Player: 52-24 (.684)

As an SU Assistant: 139-65 (.681)

NCAA Tournament: 58-34 (.637)#

#record reflects four NCAA Tournament wins vacated between 2004-07 and 2010-12 by the NCAA

NIT: 11-8 (.579)\$

\$record reflects 2 NIT wins vacated between 2004-07 and 2010-12 by the NCAA

ACC Tournament: 4-6 (.400)

BIG EAST Tournament: 50-29 (.633)

In Overtime: 48-30 (.615)

Season Openers 41-5 (.891)

## Division I Coaches by Wins

Coach	Schools	Wins
1. M. KRZYZEWSKI	Army, Duke	1,196
2. JIM BOEHEIM	Syracuse	*997
3. Jim Calhoun	Northwestern, UConn St. Joseph (Conn.)	921
4. BOB HUGGINS	Walsh, Akron, Cincy, Kansas State, West Virginia	914
5. Roy Williams	Kansas, North Carolina	903

\*record reflects 101 wins vacated between 2004-07 and 2010-12 by the NCAA

## Active Division I Coaches by Games

Coach	Schools	Games
1. Mike Krzyzewski	Army, Duke	1,561
2. JIM BOEHEIM	Syracuse	*1,421
3. Cliff Ellis	S. Alabama, Clemson, Auburn, Coastal Carolina	1,353
4. Bob Huggins	Walsh, Akron, Cincinnati, Kansas State, West Virginia	1,312
5. Greg Kampe	Oakland	1,168

\*total reflects 101 games vacated between 2004-07 and 2010-12 by the NCAA.

## Division I Seasons With Current School

Coach	School	Seasons
1. JIM BOEHEIM	Syracuse	45
2. Mike Krzyzewski	Duke	40
3. Greg Kampe	Oakland	37
4. Bob McKillop	Davidson	32
5. Ron Cottrell	Houston Baptist	30

represents seasons completed

## Division I Coaches Wins At Alma Mater

Coach	Schools	Wins
1. JIM BOEHEIM	Syracuse	*997
2. Norm Stewart	Missouri	634
3. Slats Gill	Oregon State	599
4. Guy Lewis	Houston	592
5. Phog Allen	Kansas	588

\*record reflects 101 wins vacated between 2004-07 and 2010-12 by the NCAA

includes games of March 3

## Division I Coaches 20-Win Seasons

Coach	Schools	No.
1. M. KRZYZEWSKI	Army, Duke	37
2. JIM BOEHEIM	Syracuse	*34
3. Dean Smith	North Carolina	30
4. Roy Williams	Kansas, North Carolina	29
Bob Knight	Army, Indiana, Texas Tech	29
Lute Olson	Iowa, Arizona	29

\*total reflects five 20-win seasons vacated between 2004-07 and 2010-12 by the NCAA

## Division I NCAA Tournament Wins

Coach	Schools	Wins
1. M. KRZYZEWSKI	Duke	97
2. Roy Williams	N. Carolina, Kansas	79
3. Dean Smith	North Carolina	65
4. JIM BOEHEIM	Syracuse	*57
5. TOM IZZO	Michigan State	52
6. Jim Calhoun	Northeastern, Connecticut	49
BILL SELF	Tulsa, Illinois, Kansas	49
8. John Wooden	UCLA	47

\*record reflects four tournament wins vacated between 2004-07 and 2010-12 by the NCAA

## Division I NCAA Tournament Appearances

Coach	Schools	Wins
1. M. KRZYZEWSKI	Duke	35
JIM BOEHEIM	Syracuse	35
3. Roy Williams	Kansas, N. Carolina	30
4. Bob Knight	Indiana, Texas Tech	28
5. Lute Olson	Iowa, Arizona	27
Dean Smith	N. Carolina	27
7. RICK BARNES	Providence, Clemson, Texas, Tennessee	25
BOB HUGGINS	Akron, Cincinnati, W. Virginia	25
Eddie Sutton	Creighton, Arkansas, Kentucky, Oklahoma State	25

Active Coaches in CAPS

## BOEHEIM MEN BY THE NUMBERS

Boeheim	G	GS	FG	FGA	Pct	3-PTS			FT	FTA	Pct	REBOUNDS				PF	FO	A	TO	Blk	Stl	Pts	Avg
						3FG	3FGA	Pct				O	D	Tot	Avg								
Buddy	118	91	605	1,475	.410	299	831	.360	198	241	.822	65	216	277	2.3	185	3	260	165	12	128	1,707	14.5
Jimmy	107	66	450	1,018	.442	108	340	.318	181	277	.653	119	339	456	4.3	158	0	126	127	29	57	1,189	11.1
Jim	76		320	616	.519	--	--	--	105	151	.695			177	2.3							745	9.8

## 2021-22 AP POLL

February 28, 2022

No.	Team	W-L	Points
1.	Gonzaga (46)	24-3	1,504
2.	Arizona	25-3	1,360
3.	Baylor (4)	24-5	1,342
4.	Duke (11)	25-4	1,306
5.	Auburn	25-4	1,268
6.	Kansas	23-5	1,224
7.	Kentucky	23-6	1,215
8.	Purdue	24-5	1,129
9.	Providence	24-3	1,021
10.	Wisconsin	23-5	865
11.	Villanova	21-7	861
12.	Texas Tech	22-7	850
13.	Tennessee	21-7	770
14.	Houston	24-4	759
	Arkansas	23-6	759
16.	USC	25-4	557
17.	UCLA	21-6	498
18.	Connecticut	21-7	480
19.	St. Mary's	24-6	449
20.	Illinois	20-8	383
21.	Texas	21-8	364
22.	Murray State	28-2	333
23.	Ohio State	18-8	191
24.	Iowa	20-8	99
25.	Alabama	19-10	90

**Others receiving votes:** Boise State 56, Davidson 20, Colorado State 19, South Dakota State 12, Notre Dame 9, LSU 7, Michigan State 6, San Diego State 5, Marquette 4, Iowa State 4, North Texas 3, Vermont 2, Northern Iowa 1.

## 2021-22 COACHES POLL

February 28, 2022

No.	Team	W-L	Points
1.	Gonzaga (20)	24-3	771
2.	Duke (9)	25-4	726
3.	Arizona	25-3	707
4.	Baylor (1)	24-5	649
5.	Auburn (1)	25-4	643
6.	Kentucky (1)	23-6	638
7.	Kansas	23-5	615
8.	Providence	24-3	596
9.	Purdue	24-5	545
10.	Wisconsin	23-5	522
11.	Villanova	21-7	458
12.	Texas Tech	22-7	415
13.	Tennessee	21-7	401
14.	Houston	24-4	376
15.	Arkansas	23-6	356
16.	USC	25-4	319
17.	Illinois	20-8	271
18.	UCLA	21-6	252
19.	Connecticut	21-7	244
20.	St. Mary's	24-6	220
21.	Texas	21-8	195
22.	Murray State	28-2	166
23.	Ohio State	18-8	104
24.	Alabama	19-10	44
25.	Iowa	20-8	42
	Michigan State	19-9	42

**Others receiving votes:** Colorado State 14, Boise State 13, Notre Dame 10, Marquette 9, Wake Forest 8, Wyoming 6, Seton Hall 6, North Texas 4, San Francisco 3, North Carolina 3, Creighton 2, Iowa State 2, South Dakota State 1, Miami 1, San Diego State 1.

## SYRACUSE POLL POINTS

The last time. . .

SU vs.	2/26/22	#7 Duke 97, SU 72
<b>ranked team</b>		
SU win vs.	3/21/21	SU 75, #13 West Virginia 72
<b>ranked team</b>		
Both ranked	11/16/18	#13 Oregon 80, #15 SU 65
Both top 10	2/22/14	#5 Duke 66, #1 SU 60
Both top 5	2/22/14	#5 Duke 66, #1 SU 60
SU vs. ranked	3/27/21	#6 Houston 62, SU 46
back-to-back	3/21/21	SU 75, #13 West Virginia 72
SU played #1	2/23/19	#1 Duke 75, SU 65
SU beat #1	1/14/19	SU 95, #1 Duke 91 OT
SU played #2	3/4/19	#2 Virginia 79, SU 53
SU beat #2	2/3/03	SU 67, #2 Pittsburgh 65
SU played #3	1/9/18	#3 Virginia 68, SU 60
SU beat #3	3/12/09	#18 SU 127, #3 UConn 117 6 OT
SU played #4	3/27/16	SU 68, #4 Virginia 62 (NCAA)
SU beat #4	3/27/16	SU 68, #4 Virginia 62 (NCAA)
SU played #5	3/14/19	#5 Duke 84, SU 72 (ACCT)
SU beat #5	3/18/18	SU 55, #5 Mich. State (NCAA) 53
<b>SU played #6</b>	<b>1/22/22</b>	<b>#6 Duke 79, SU 59</b>
SU beat #6	1/28/17	SU 82, #6 Florida State 72
<b>SU played #7</b>	<b>2/26/22</b>	<b>#7 Duke 97, SU 72</b>
SU beat #7	12/7/10	#8 SU 72, #7 Michigan State 58
SU played #8	1/25/21	#8 Virginia 81, SU 58
SU beat #8	12/28/13	#2 SU 78, #8 Villanova 62
SU played #9	2/1/20	#9 Duke 97, SU 88
SU beat #9	2/4/17	SU 66, #9 Virginia 62
SU played #10	1/26/19	#10 Virginia Tech 78, SU 56
SU beat #10	2/22/17	SU 78, #10 Duke 75
SU played #11	2/19/20	#11 Louisville 90, SU 66
SU beat #11	2/26/11	#17 SU 58, #11 Georgetown 51
SU played #12	3/7/18	#12 N. Carolina 78, SU 59 (ACCT)
SU beat #12	2/18/15	SU 69, #12 Louisville 59
SU played #13	3/21/21	SU 75, #13 West Virginia 72
SU beat #13	3/21/21	SU 75, #13 West Virginia 72
SU played #14	12/18/18	#14 Buffalo 71, SU 59
SU beat #14	3/22/12*	#2 SU 64, #14 Wisconsin 63 (NCAA)
SU played #15	3/11/21	#15 Virginia 72, SU 69 (ACCT)
SU beat #15	3/30/13	#16 SU 55, #15 Marquette 39 (NCAA)
SU played #16	3/19/21	SU 78, #16 San Diego St. 62
SU beat #16	3/19/21	SU 78, #16 San Diego St. 62
SU played #17	11/29/16	#17 Wisconsin 77, #22 SU 60
SU beat #17	2/1/14	#2 SU 91, #17 Duke 89 OT
SU played #18	1/11/20	SU 63, #18/18 Virginia 55 OT
SU beat #18	1/11/20	SU 63, #18/18 Virginia 55 OT
<b>SU played #19</b>	<b>11/26/21</b>	<b>#19 Auburn 89, Syracuse 68</b>
SU beat #19	3/3/12	#2 SU 58, #19 Louisville 49
SU played #20	1/18/16	SU 64, #20 Duke 62
SU beat #20	1/18/16	SU 64, #20 Duke 62
SU played #21	12/9/20	#21 Rutgers 79, Syracuse 69
SU beat #21	1/21/13	#t3 SU 57, #21 Cincinnati 55
SU played #22	2/5/19	#22 Florida State 80, SU 62
SU beat #22	1/18/14	#2 SU 59, #22 Pittsburgh 54
SU played #23	1/13/18	#23 Florida State 101, SU 90 2OT
SU beat #23	12/20/08	SU 72, #23 Memphis 65
SU played #24	11/19/04	SU 71, #24 Memphis 62
SU beat #24	11/19/04	SU 71, #24 Memphis 62
SU played #25	1/28/16	SU 81, #25 Notre Dame 66
SU beat #25	1/28/16	SU 81, #25 Notre Dame 66

Ranked opponents in a season 15 2008-09

\*wins vacated by NCAA sanctions

## SU IN THE 2021-22 POLLS

Date	AP	Coaches
Preseason	rv	rv
November 15	rv	--
November 22	rv	rv
November 29	--	--
December 6	--	--
December 13	--	--
December 20	--	--
December 27	--	--
January 3	--	--
January 10	--	--
January 17	--	--
January 24	--	--
January 31	--	--
February 7	--	--
February 14	--	--
February 21	--	--
February 28	--	--

## SU'S MOST FAMILIAR FOES

Opponents	Games
<b>1. Colgate (Nov. 20)</b>	<b>173</b>
<b>2. Cornell (Dec. 29)</b>	<b>126</b>
<b>3. Pittsburgh (Jan.11, Jan. 25)</b>	<b>122</b>
4. Penn State	106
<b>5. Georgetown (Dec. 11)</b>	<b>97</b>
6. Connecticut	95
7. St. John's	91
8. Niagara (Dec. 3)	83
<b>9. Boston College (Feb. 8, Feb. 19)</b>	<b>81</b>
10. Villanova (Dec. 7)	74

**bold indicates 2021-22 opponent**



## JOHN BOL AJAK

Center • 6-10 • 216 • Redshirt Sophomore  
Natinga, South Sudan • The School At Church Farm  
Westtown School (Pa.)

# 2

- He has played in nine games this winter.
- Ajak saw time in the 2021 campaign opener against Lafayette and contributed two points and four rebounds.
- He played a season-high 13 minutes in the Dome game with Duke.
- Ajak played in the 2020-21 NCAA Tournament game against San Diego State on March 19, 2021.
- Ajak made his collegiate debut against Niagara last season.

### AJAK SEASON HIGHS

**Points:** 2, Lafayette  
**FG Made:** 1, Lafayette, Duke  
**FG Attempted:** 3, Lafayette  
**3-Point FGM:**  
**3-Point FGA:** 1, Lafayette  
**FT Made:** 1, vs. Auburn  
**FT Attempted:** 2, vs. Auburn  
**Rebounds:** 4, Lafayette  
**Off. Rebounds:** 1, Louisville  
**Def. Rebounds:** 4, Lafayette  
**Assists:** 2, Louisville  
**Steals:** 0  
**Blocks:** 1, Boston College  
**Minutes:** 13, Duke

### AJAK CAREER HIGHS

**Points:** 2, Lafayette, 2021-22; Rider, 2020-21  
**FG Made:** 1, Lafayette, 2021-22; Rider, 2020-21  
**FG Attempted:** 3, Lafayette, 2021-22  
**3-Point FGM:**  
**3-Point FGA:** 1, Lafayette, 2021-22  
**FT Made:** 1, vs. Auburn, 2021-22  
**FT Attempted:** 2, vs. Auburn, 2021-22  
**Rebounds:** 4, Lafayette, 2021-22  
**Off. Rebounds:** 1, Louisville, 2021-22, at Rutgers, at Boston College, 2020-21  
**Def. Rebounds:** 4, Lafayette, 2021-22  
**Assists:** 2, Louisville, 2021-22  
**Steals:** 1 at Duke, 2020-21  
**Blocks:** 1, Boston College, 2021-22, Notre Dame, at Georgia Tech, 2020-21  
**Minutes:** 13, Duke, 2021-22

### 2021-22 AJAK GAME-BY-GAME

Opponent	MP	FG	3PT	FT	REB	PF	A	T	B	S	TP
LAFAYETTE	7	1-3	0-1	0-0	4	0	1	0	0	0	2
DREXEL	DNP										
COLGATE	DNP										
vs. VCU	DNP										
vs. Arizona State	DNP										
vs. Auburn	3	0-0	0-0	1-2	0	0	0	0	0	0	1
INDIANA	DNP										
at Florida State	DNP										
vs. Villanova	DNP										
at Georgetown	DNP										
BROWN	DNP										
CORNELL	3	0-0	0-0	0-0	1	0	0	1	0	0	0
VIRGINIA	DNP										
at Miami	DNP										
at Wake Forest	DNP										
Pittsburgh	4	0-0	0-0	0-0	0	0	0	0	0	0	0
FLORIDA STATE	DNP										
CLEMSON	DNP										
at Duke	3	0-1	0-0	0-0	0	0	1	0	0	0	0
at Pittsburgh	10	0-0	0-0	0-0	1	2	0	0	0	0	0
WAKE FOREST	DNP										
at NC State	DNP										
LOUISVILLE	6	0-0	0-0	0-0	2	0	2	0	0	0	0
at Boston College	DNP										
at Virginia Tech	DNP										
BOSTON COLLEGE	4	0-0	0-0	0-0	1	0	0	0	1	0	0
GA. TECH	DNP										
at Notre Dame	DNP										
DUKE	13	1-1	0-0	0-0	2	3	1	0	0	0	2
at North Carolina	DNP										
MIAMI											


### AJAK'S CAREER STATISTICS

Year	TOTAL			3-PTS			REBOUNDS			PF	FO	A	TO	Blk	Stl	Pts	Avg						
	G	GS	FG	FGA	Pct	3FG	3FGA	Pct	FT									FTA	Pct	O	D	Tot	Avg
2020-21	10	0	1	4	.250	0	0	.000	0	0	.000	2	2	4	0.4	7	0	2	1	2	1	2	0.2
2021-22	9	0	2	5	.400	0	1	.000	1	2	.500	1	10	11	1.2	5	0	6	1	1	0	5	0.6
<b>Total</b>	<b>19</b>	<b>0</b>	<b>3</b>	<b>9</b>	<b>.333</b>	<b>0</b>	<b>1</b>	<b>.000</b>	<b>1</b>	<b>2</b>	<b>.500</b>	<b>3</b>	<b>12</b>	<b>15</b>	<b>0.8</b>	<b>12</b>	<b>0</b>	<b>7</b>	<b>2</b>	<b>4</b>	<b>1</b>	<b>7</b>	<b>0.4</b>



## FRANK ANSELEM

Center • 6-10 • 215 • Sophomore  
Lagos, Nigeria • Westlake (Ga.)  
Lincoln Academy (Ga.) • Prolific Prep (Calif.)



- Anselem has played in 29-of-30 games and started six this season.
- In six starts, Anselem is averaging 7.6.8 rebounds per game. • He had six points and six rebounds in the win against Drexel.
- Anselem scored a career-high seven points and added six rebounds against Wake Forest.
- He grabbed eight boards at Boston College.
- He made his first collegiate start at Virginia Tech and recorded career highs for rebounds (15), blocked shots (2), and minutes (36).

### ANSELEM SEASON HIGHS

**Points:** 7, Wake Forest  
**FG Made:** 3, Drexel, at Duke, at Virginia Tech  
**FG Attempted:** 6, at Virginia Tech  
**3-Point FGM:** 0  
**3-Point FGA:** 0  
**FT Made:** 4, vs. Indiana  
**FT Attempted:** 5, Wake Forest  
**Rebounds:** 15, at Virginia Tech  
**Off. Rebounds:** 5, at Virginia Tech  
**Def. Rebounds:** 10, at Virginia Tech  
**Assists:** 2, Lafayette  
**Steals:** 2, Colgate  
**Blocks:** 2, at Virginia Tech  
**Minutes:** 36, at Virginia Tech

### ANSELEM CAREER HIGHS

**Points:** 7, Wake Forest, 2021-22  
**FG Made:** 3, Drexel, at Duke, at Virginia Tech 2021-22  
**FG Attempted:** 6, at Virginia Tech, 2021-22  
**3-Point FGM:** 0  
**3-Point FGA:** 0  
**FT Made:** 4, Indiana, 2021, Rider, 2020-21  
**FT Attempted:** 5, Wake Forest, 2021-22 and Rider, 2020-21  
**Rebounds:** 15, at Virginia Tech, 2021-22  
**Off. Rebounds:** 5, at Virginia Tech, 2021-22  
**Def. Rebounds:** 10, at Virginia Tech, 2021-22  
**Assists:** 2, Lafayette, 2021-22  
**Steals:** 2, Colgate 2021-22  
**Blocks:** 2, at Virginia Tech, 2021-22  
**Minutes:** 36, at Virginia Tech, 2021-22

### 2021-22 ANSELEM GAME-BY-GAME

Opponent	MP	FG	3PT	FT	REB	PF	A	T	B	S	TP
LAFAYETTE	17	2-3	0-0	1-2	4	0	2	0	0	0	5
DREXEL	16	3-4	0-0	0-2	6	3	0	1	0	0	6
COLGATE	9	0-0	0-0	0-0	1	2	1	0	0	2	0
vs. VCU	15	0-1	0-0	0-0	1	3	0	1	0	1	0
vs. Arizona State	5	0-0	0-0	2-2	1	1	0	0	0	0	2
vs. Auburn	9	0-1	0-0	2-2	2	0	0	0	0	0	2
INDIANA	11	0-0	0-0	4-4	3	3	0	0	0	0	4
at Florida State	8	0-0	0-0	0-0	4	1	0	0	0	0	0
vs. Villanova	9	0-0	0-0	0-0	1	1	0	1	0	0	0
at Georgetown	10	2-3	0-0	1-2	1	1	0	0	1	0	5
BROWN	11	0-0	0-0	2-4	5	2	0	0	1	0	2
CORNELL	11	0-0	0-0	2-2	0	0	0	1	1	0	2
VIRGINIA	9	0-0	0-0	0-0	1	0	0	1	1	0	0
at Miami	DNP										
at Wake Forest	10	0-0	0-0	1-2	5	2	0	0	0	1	1
PITTSBURGH	7	0-1	0-0	0-0	3	1	0	0	0	1	0
FLORIDA STATE	6	0-0	0-0	0-0	0	3	0	0	0	0	0
CLEMSON	3	1-1	0-0	0-1	1	2	0	0	0	0	2
at Duke	8	3-3	0-0	0-0	3	1	0	1	0	0	6
at Pittsburgh	6	0-0	0-0	0-0	0	0	0	0	0	1	0
WAKE FOREST	17	2-2	0-0	3-5	6	3	0	0	0	0	7
at NC State	4	0-0	0-0	0-0	1	3	0	0	0	0	0
LOUISVILLE	13	2-2	0-0	2-3	3	1	0	0	1	0	6
at Boston College	23	2-4	0-0	1-1	6	3	0	2	1	0	5
at Virginia Tech*	36	3-6	0-0	0-2	15	3	1	0	2	0	6
BOSTON COLLEGE*	19	1-1	0-0	1-1	3	3	0	2	0	0	3
GA. TECH*	29	1-3	0-0	0-1	10	5	0	1	2	0	2
at Notre Dame*	23	0-0	0-0	0-0	8	4	0	0	2	0	0
DUKE*	12	0-0	0-0	0-0	2	2	2	1	0	0	0
at North Carolina*	18	1-1	0-0	0-0	3	3	2	1	0	0	2
MIAMI											

## ANSELEM'S CAREER STATISTICS

Year	TOTAL				3-PTS			REBOUNDS			PF		A		TO		Blk		Stl		Pts		Avg	
	G	GS	FG	FGA	Pct	3FG	3FGA	Pct	FT	FTA	Pct	O	D	Tot	Avg	PF	FO	A	TO	Blk	Stl	Pts	Avg	
2020-21	4	0	1	1	1.000	0	0	.000	4	5	.800	2	3	5	1.3	4	0	0	3	1	1	6	1.5	
2021-22	30	5	23	36	.639	0	0	.000	22	36	.611	37	62	99	3.4	56	1	8	13	12	6	68	2.3	
<b>Total</b>	<b>34</b>	<b>5</b>	<b>24</b>	<b>37</b>	<b>.649</b>	<b>0</b>	<b>0</b>	<b>.000</b>	<b>25</b>	<b>41</b>	<b>.610</b>	<b>39</b>	<b>65</b>	<b>104</b>	<b>3.1</b>	<b>60</b>	<b>1</b>	<b>8</b>	<b>16</b>	<b>13</b>	<b>7</b>	<b>74</b>	<b>2.2</b>	



## BUDDY BOEHEIM

Guard • 6-6 • 205 • Senior  
 Fayetteville, N.Y. • Jamesville-DeWitt H.S.  
 Brewster Academy (N.H.)

# 35

- Boeheim was one of five players voted Preseason First Team All-ACC.
- He has been on the Watch Lists for five different honors, including the NABC Player of the Year Award.
- He recorded a season-high 30 points against Wake Forest.
- Boeheim has scored in double-digits in 26 out of the 30 games.
- He was named ACC Player of the Week after the games against Pittsburgh (25 points) and Wake Forest (30 points).
- Boeheim is second on the SU career 3FG list with 301.

### B. BOEHEIM SEASON HIGHS

**Points:** 30, Wake Forest  
**FG Made:** 12, Wake Forest  
**FG Attempted:** 23, Indiana and at Pittsburgh  
**3-Point FGM:** 6, Wake Forest  
**3-Point FGA:** 15, at Pittsburgh  
**FT Made:** 9, vs. Auburn  
**FT Attempted:** 11, vs. Arizona State  
**Rebounds:** 7, at North Carolina  
**Off. Rebounds:** 3, vs. VCU  
**Def. Rebounds:** 7, at North Carolina  
**Assists:** 8, Indiana  
**Steals:** 5, Indiana, Boston College  
**Blocks:** 1, at Boston College, at North Carolina  
**Minutes:** 50, Indiana

### B. BOEHEIM CAREER HIGHS

**Points:** 31 vs. Virginia (ACCT), 2020-21  
**FG Made:** 12, Wake Forest, 2021-22  
**FG Attempted:** 24, Buffalo, 2020-21  
**3-Point FGM:** 7 vs. San Diego St. (NCAA), 2020-21; at Georgetown, Notre Dame, 2019-20  
**3-Point FGA:** 15, at Pittsburgh, 2021-22  
**FT Made:** 9, vs. Auburn, 2021-22  
**FT Attempted:** 12 vs. North Carolina (ACCT), 2019-20  
**Rebounds:** 7, at North Carolina, at Wake Forest, 2021-22  
**Off. Rebounds:** 4, Duke, 2018-19  
**Def. Rebounds:** 7, at North Carolina  
**Assists:** 8, Indiana, 2021-22  
**Steals:** 5, Indiana and Boston College, 2021-22  
**Blocks:** 2 at Florida State, 2019-20  
**Minutes:** 50, Indiana, 2021-22

### 2021-22 BOEHEIM GAME-BY-GAME

Opponent	MP	FG	3PT	FT	REB	PF	A	T	B	S	TP
LAFAYETTE*	35	6-14	3-9	3-3	4	0	5	1	0	1	18
DREXEL*	34	8-16	3-6	4-4	1	1	4	1	0	2	23
COLGATE*	40	7-16	2-6	3-3	2	3	0	2	0	1	19
vs. VCU*	39	6-17	2-10	6-7	6	2	2	1	0	3	20
vs. Arizona State*	39	7-17	1-5	8-11	6	0	5	3	0	2	23
vs. Auburn*	32	3-12	2-6	9-9	3	1	2	3	0	2	17
INDIANA*	50	10-23	3-11	4-4	3	4	8	2	0	5	27
at Florida State*	38	3-10	0-4	0-0	4	1	5	2	0	0	6
vs. Villanova*	38	3-15	0-5	0-0	0	2	1	1	0	0	6
at Georgetown*	37	7-18	3-7	0-0	4	2	3	0	0	1	17
BROWN*	29	11-19	4-6	2-2	5	0	3	3	0	0	28
CORNELL*	33	9-16	2-6	2-2	2	1	2	2	0	1	22
VIRGINIA*	40	7-17	5-10	8-9	4	3	5	3	0	0	27
at Miami*	35	2-7	2-6	3-4	5	5	6	5	0	1	9
at Wake Forest*	44	5-20	2-9	5-5	7	3	6	0	0	0	17
PITTSBURGH*	40	7-13	5-8	5-6	4	1	3	2	0	3	24
FLORIDA STATE*	40	6-13	2-6	4-4	2	2	3	1	0	0	18
CLEMSON*	40	9-19	4-9	3-4	5	2	3	2	0	2	25
at Duke*	32	2-15	1-10	2-2	4	0	1	1	0	2	7
at Pittsburgh*	40	9-23	4-15	3-4	2	3	1	1	0	1	25
WAKE FOREST*	37	12-21	6-11	0-0	5	3	7	1	0	3	30
at NC State*	33	6-16	3-8	2-2	6	1	3	3	0	0	17
LOUISVILLE*	34	6-13	5-9	2-2	1	2	5	3	0	1	19
at Boston College*	40	6-19	2-9	0-0	6	2	0	3	1	0	14
at Virginia Tech*	39	8-19	4-10	1-2	2	1	3	3	0	1	21
BOSTON COLLEGE*	37	7-14	2-8	2-3	2	1	1	4	0	5	18
GA. TECH*	42	5-20	1-7	4-4	0	1	4	2	0	2	15
at Notre Dame*	39	8-17	2-9	2-3	2	4	1	0	1	0	20
DUKE*	38	10-21	3-10	0-0	1	1	3	0	0	3	23
at North Carolina*	45	5-13	2-5	2-2	7	1	0	0	1	2	14
MIAMI											

\*started

Buddy Boeheim



ACC

1st Total Minutes

1st Minutes Average

### B. BOEHEIM'S CAREER STATISTICS

Year	TOTAL		3-PTS		REBOUNDS		PF		FO		A		TO		Blk		Stl		Pts		Avg		
	G	GS	FG	FGA	Pct	3FG	3FGA	Pct	FT	FTA	Pct	O	D	Tot	Avg	PF	FO	A	TO	Blk	Stl	Pts	Avg
2018-19	32	5	72	189	.381	47	133	.353	26	33	.788	18	34	52	1.6	38	0	33	25	3	18	217	6.8
2019-20	32	32	177	434	.408	97	262	.370	40	56	.714	12	49	61	1.9	54	2	69	47	6	35	491	15.3
2020-21	25	25	161	372	.433	77	201	.383	45	53	.849	14	52	66	2.6	41	0	64	40	1	33	444	17.8
2021-22	30	30	200	493	.406	80	240	.333	89	101	.881	18	87	105	3.5	53	1	94	54	3	44	569	19.0
<b>Totals</b>	<b>119</b>	<b>92</b>	<b>610</b>	<b>1,488</b>	<b>.410</b>	<b>301</b>	<b>836</b>	<b>.360</b>	<b>200</b>	<b>243</b>	<b>.823</b>	<b>65</b>	<b>223</b>	<b>284</b>	<b>2.4</b>	<b>186</b>	<b>3</b>	<b>260</b>	<b>165</b>	<b>13</b>	<b>130</b>	<b>1,721</b>	<b>14.5</b>

## BOEHEIM WATCH LISTS



The National Association of Basketball Coaches (NABC) Player of the Year award is an annual award that recognizes the top player in men's college basketball. The award has been given annually each year since the 1974-75 season in NCAA Division I Basketball.

The Player of the Year will be announced during the week of the 2022 Final Four in New Orleans.



Created in 1976, the John R. Wooden Award recognizes the Most Outstanding Player in NCAA men's basketball as well as All American Teams. The preseason poll was chosen by a national group of basketball experts.

The Wooden Award All American Team will be announced the week of the "Elite Eight"



The Naismith Trophy is one of the most prestigious national honors awarded to the top basketball players in the nation. Each year, the club's board publishes a "Watch List" made up of the top 50 players to watch in college basketball.

The award winner will be announced during the first week of April in 2022.

### SEASON MINUTES AVERAGE

includes North Carolina game

Name	Games	MP Avg.	Years
1. Tyus Battle	37	39.0	2017-18
2. Frank Howard	37	38.5	2017-18
<b>3. Buddy Boeheim</b>	<b>30</b>	<b>38.2</b>	<b>2021-22</b>
4. Oshae Brissett	37	38.1	2017-18
5. Billy Owens	32	38.0	1990-91
6. Michael Gbinije	37	37.9	2015-16
Dave Johnson	32	37.9	1991-92
8. C.J. Fair	34	37.8	2013-14
9. Hakim Warrick	34	37.5	2004-05
10. Jonny Flynn	36	37.3	2008-09

THE BASKETBALL HALL OF FAME



The Basketball Hall of Fame Shooting Guard of the Year Award recognizes the top shooting guards in division I men's college basketball. A national committee of top college basketball personnel determined the original watch list of 20 candidates, which included Syracuse senior **Buddy Boeheim**.

The award in its eighth year, will be presented on a to be determined date.

### WEST AWARD TOP 10

Player, School	3FGM	PPG
Ochai Agabji, Kansas	3.0	20.1
<b>Buddy Boeheim, Syracuse</b>	<b>2.7</b>	<b>19.0</b>
Izaiah Brockington, Iowa State	1.0	17.8
Johnny Davis, Wisconsin	1.2	20.3
Adam Flagler, Baylor	2.5	13.9
Jaden Ivey, Purdue	1.8	17.4
Johnny Juzang, UCLA	2.0	16.0
Benedict Mathurin, Arizona	2.2	17.2
Justin Moore, Villanova	2.3	15.3
TyTy Washington, Kentucky	1.1	12.4

includes games of March 2



Thirty NCAA men's basketball student-athletes, who excel both on and off the court, were selected as candidates for the 2021-22 Senior CLASS Award. Syracuse's **Buddy Boeheim** was one of the thirty named to the list.

The Senior CLASS Award winners will be announced during the 2022 NCAA Men's Final Four.

### CAREER 3FGM

includes North Carolina game

Name	Games	3FG-3FGA	Years
1. Gerry McNamara	135	400-1,131	2002-06
<b>2. Buddy Boeheim</b>	<b>119</b>	<b>301-836</b>	<b>2018-21</b>
3. Andy Rautins	127	282-754	2005-10
4. Trevor Cooney	141	281-835	2012-16
5. Preston Shumpert	134	249-659	1998-02
6. Eric Devendorf	116	208-550	2005-09
7. Demetris Nichols	123	205-573	2003-07
<b>8. Joe Girard III</b>	<b>90</b>	<b>197-557</b>	<b>2019-21</b>
Lawrence Moten	121	197-624	1991-95
10. Marius Janulis	114	190-476	1994-98

### 1,000 CAREER POINTS

No.	Player	Points	Avg.	Years
1.	Lawrence Moten	2,334	19.3	1991-95
2.	Derrick Coleman	2,143	15.0	1986-90
3.	John Wallace	2,119	16.7	1992-96
4.	Gerry McNamara	2,099	15.5	2002-06
5.	Hakim Warrick	2,073	15.4	2001-05
6.	Sherman Douglas	2,060	14.9	1985-89
7.	Stephen Thompson	1,956	13.6	1986-90
8.	Preston Shumpert	1,907	14.2	1998-02
9.	Dave Bing	1,883	24.8	1963-66
10.	Rafael Addison	1,876	14.9	1982-86
11.	Erich Santifer	1,845	14.9	1979-83
12.	Billy Owens	1,840	17.9	1988-91
<b>13. Buddy Boeheim</b>	<b>1,721</b>	<b>14.5</b>	<b>2018-22</b>	
14.	Rony Seikaly	1,716	12.6	1984-88
15.	Eric Devendorf	1,680	14.5	2005-09
16.	C.J. Fair	1,660	11.6	2010-14
17.	Tyus Battle	1,647	16.0	2016-19
18.	Dave Johnson	1,614	12.2	1988-92
19.	Brandon Triche	1,564	10.6	2009-13
20.	Roosevelt Bouie	1,560	13.2	1976-80
	Todd Burgan	1,560	12.5	1994-98
22.	Adrian Autry	1,538	12.7	1990-94
23.	Dennis DuVal	1,504	18.6	1971-74
24.	Jason Hart	1,503	11.4	1996-00
25.	Rudy Hackett	1,496	17.2	1972-75
	Dale Shackelford	1,496	12.8	1975-79
27.	D. Washington	1,490	15.7	1983-86
28.	Louis Orr	1,487	12.8	1976-80
29.	Kris Joseph	1,476	10.5	2008-12
30.	Bill Smith	1,451	20.7	1968-71
31.	Trevor Cooney	1,437	10.2	2012-16
32.	Otis Hill	1,416	10.9	1993-97
33.	Greg Kohls	1,360	19.2	1969-72
34.	Mike Lee	1,351	16.3	1970-73
35.	Billy Gabor	1,344	14.9	1942-48
	Demetris Nichols	1,344	10.9	2003-07
37.	Etan Thomas	1,340	11.0	1996-00
38.	Vinnie Cohen	1,337	19.7	1954-57
39.	Tony Bruin	1,294	11.6	1979-83
40.	Scoop Jardine	1,265	9.0	2007-12
41.	Paul Harris	1,253	11.7	2006-09
42.	George Hicker	1,245	16.0	1965-68
	Rick Jackson	1,245	8.7	2007-11
44.	Arinze Onuaku	1,232	9.2	2005-10
45.	Damone Brown	1,230	10.9	1997-01
46.	Wendell Alexis	1,212	9.7	1982-86
47.	Jonny Flynn	1,211	16.6	2007-09
48.	Jack Kiley	1,193	15.1	1948-51
49.	Ryan Blackwell	1,175	11.8	1997-00
50.	Jim Lee	1,165	13.4	1972-75
51.	Marty Byrnes	1,159	11.0	1974-78
	Marty Headd	1,159	10.9	1977-81
53.	Michael Gbinije	1,144	11.3	2013-16
54.	DeShaun Williams	1,136	11.7	1999-02
55.	Andy Rautins	1,121	8.8	2005-10
56.	James Williams	1,119	11.0	1973-77
57.	Ed Stickel	1,096	11.0	1945-49
58.	Jon Cincebox	1,087	15.8	1956-59
59.	Kueth Duany	1,084	8.5	1999-03
60.	Pete Duany	1,079	16.1	1958-61
61.	Elijah Hughes	1,075	16.3	2018-20
62.	Vaughn Harper	1,070	13.5	1965-68
<b>63. Joe Girard III</b>	<b>1,068</b>	<b>11.9</b>	<b>2019-22</b>	
64.	Rakeem Christmas	1,046	7.4	2011-15
65.	Leo Rautins	1,031	12.1	1980-83



## JIMMY BOEHEIM

Forward • 6-8 • 225 • Graduate  
 Fayetteville, N.Y. • Jamesville-DeWitt H.S.  
 New Hampton School (N.H.) • Cornell



- Boeheim recorded his fifth double-double of the season in the game against Georgia Tech.
- He scored his 1,000th career point at Wake Forest.
- Boeheim produced a season-high 27 points at Notre Dame.
- He has scored in double figures in 23 out of 30 contests.
- Boeheim completed his undergraduate degree at Cornell, last spring.

### J. BOEHEIM SEASON HIGHS

**Points:** 27, at Notre Dame  
**FG Made:** 10, vs. Villanova, at Notre Dame  
**FG Attempted:** 20, Indiana  
**3-Point FGM:** 4, Indiana  
**3-Point FGA:** 9, Indiana  
**FT Made:** 6, vs. VCU, Louisville, Georgia Tech, at Notre Dame  
**FT Attempted:** 8, at Notre Dame  
**Rebounds:** 12, vs. VCU  
**Off. Rebounds:** 5, vs. VCU  
**Def. Rebounds:** 9, Clemson  
**Assists:** 5, Louisville  
**Steals:** 4, Virginia  
**Blocks:** 1, vs. VCU and at Georgetown  
**Minutes:** 47, Indiana

### J. BOEHEIM CAREER HIGHS \*at Cornell

**Points\*:** 31 at Robert Morris, 2018-19  
**FG Made\*:** 14 at Robert Morris, 2018-19  
**FG Attempted\*:** 22 at Lafayette, at Hartford, 2019-20  
**3-Point FGM:** 4, vs. Indiana, 2021-22, at Hartford, 2019-20; Longwood, at Harvard, 2018-19  
**3-Point FGA\*:** 10 at Hartford, 2019-20  
**FT Made\*:** 9 at Syracuse, 2019-20  
**FT Attempted\*:** 11 at Syracuse, 2019-20  
**Rebounds\*:** 17 at Coppin State, 2019-20  
**Off. Rebounds\*:** 8, Coppin State, 2019-20  
**Def. Rebounds\*:** 10 at Navy, 2019-20  
**Assists:** 5, Louisville, 2021-22  
**Steals:** 4, Virginia, 2021-22  
**Blocks\*:** 2 at Columbia, 2019-20; Harvard, at Columbia, 2018-19; Brown, Central Penn, 2017-18  
**Minutes:** 47, Indiana, 2021-22

### 2021-22 BOEHEIM GAME-BY-GAME

Opponent	MP	FG	3PT	FT	REB	PF	A	T	B	S	TP
LAFAYETTE*	25	8-9	2-3	0-0	5	1	0	3	0	1	18
DREXEL*	33	6-10	1-2	1-2	4	1	1	1	0	1	14
COLGATE*	34	3-10	0-3	5-7	10	1	1	1	0	2	11
vs. VCU*	36	5-13	1-1	6-7	12	1	1	2	1	3	17
vs. Arizona State*	36	5-10	1-3	0-1	8	3	2	1	0	0	11
vs. Auburn*	24	1-5	1-1	0-0	1	1	1	0	0	0	3
INDIANA*	47	9-20	4-9	4-6	5	2	2	2	0	1	26
at Florida State*	37	5-13	1-3	2-4	4	2	0	1	0	1	13
vs. Villanova*	38	10-19	1-2	0-0	2	0	0	1	0	1	21
at Georgetown*	39	5-14	0-1	0-1	4	3	2	1	1	0	10
BROWN*	30	4-6	2-4	3-5	8	1	1	2	0	3	13
CORNELL*	28	8-12	0-2	0-0	7	3	1	0	0	1	16
VIRGINIA*	38	7-18	2-6	2-8	9	1	1	0	0	4	18
at Miami*	32	2-6	1-2	2-5	7	1	3	3	0	1	7
at Wake Forest*	41	9-17	2-5	1-1	5	2	1	3	0	1	21
PITTSBURGH*	35	6-9	1-2	5-6	7	4	3	0	0	1	18
FLORIDA STATE*	29	3-9	0-0	0-0	7	2	2	1	0	0	6
CLEMSON*	35	6-11	0-2	1-2	10	2	0	1	0	0	13
at Duke*	37	4-11	2-4	2-6	3	0	2	0	0	0	12
at Pittsburgh*	36	3-10	0-3	2-3	7	1	1	3	0	1	8
WAKE FOREST*	35	2-5	0-2	2-3	4	3	3	1	0	2	6
at NC State*	35	7-9	1-1	1-2	5	1	1	2	0	0	16
LOUISVILLE*	28	4-7	0-1	6-7	2	0	5	0	0	0	14
at Boston College*	35	5-12	1-2	0-1	4	1	0	0	0	1	11
at Virginia Tech*	37	2-9	2-5	0-0	6	4	2	2	0	0	6
BOSTON COLLEGE*	33	6-9	1-1	0-0	10	0	4	1	1	0	13
GA. TECH*	44	6-17	2-4	6-8	10	3	1	1	0	0	20
at Notre Dame*	40	10-18	1-5	6-8	7	3	1	2	0	0	27
DUKE*	21	0-3	0-0	0-0	1	1	1	1	0	0	0
at North Carolina*	41	4-12	0-4	2-2	7	0	3	4	0	0	10

MIAMI  
 \*started



CoSIDA Academic

All-District 1

Jimmy Boeheim

Graduate Student

### J. BOEHEIM'S CAREER STATISTICS

Year	TOTAL				3-PTS			REBOUNDS				PF	FO	A	TO	Blk	Stl	Pts	Avg				
	G	GS	FG	FGA	Pct	3FG	3FGA	Pct	FT	FTA	Pct									O	D	Tot	Avg
2017-18*	26	3	32	98	.327	6	40	.150	13	21	.619	18	40	58	2.2	28	0	13	10	6	1	83	3.2
2018-19*	31	16	139	300	.463	41	117	.350	48	75	.640	19	86	105	3.4	52	0	30	41	13	16	367	11.8
2019-20*	21	19	128	298	.430	31	105	.295	63	88	.716	25	93	118	5.6	30	0	40	40	7	15	350	16.7
2021-22	30	30	155	334	.464	30	83	.361	59	95	.621	58	124	182	6.1	48	0	46	40	3	25	399	13.3
<b>Totals</b>	<b>108</b>	<b>67</b>	<b>454</b>	<b>1,030</b>	<b>.441</b>	<b>108</b>	<b>344</b>	<b>.314</b>	<b>183</b>	<b>279</b>	<b>.656</b>	<b>120</b>	<b>345</b>	<b>463</b>	<b>4.3</b>	<b>158</b>	<b>0</b>	<b>129</b>	<b>131</b>	<b>29</b>	<b>57</b>	<b>1,199</b>	<b>11.1</b>

\*at Cornell





## JESSE EDWARDS

Center • 6-11 • 230 • Junior  
Amsterdam, Netherlands • IMG Academy (Fla.)

# 14

- Edwards leads the team in dunks with 39.
- His first double-double of the season, at Florida State, included a career-high 12 rebounds.
- He produced a career-high 22 points and seven rejections in the game at Miami.
- Edwards has scored in double digits 16 times in 24 contests.
- He is out for the remainder of the season due to a wrist injury suffered in the game at Boston College.

### EDWARDS' SEASON HIGHS

**Points:** 22, at Miami  
**FG Made:** 10, at Miami  
**FG Attempted:** 13, at Miami  
**3-Point FGM:** 0  
**3-Point FGA:** 0  
**FT Made:** 8, vs. Villanova  
**FT Attempted:** 15, vs. Villanova  
**Rebounds:** 12, at Florida State  
**Off. Rebounds:** 6, vs. Pittsburgh  
**Def. Rebounds:** 7, at Miami, at Florida State and at Georgetown, Clemson  
**Assists:** 3, Louisville  
**Steals:** 5, Indiana  
**Blocks:** 7, at Miami  
**Minutes:** 39, vs. Indiana

### EDWARDS' CAREER HIGHS

**Points:** 22, at Miami, 2021-22  
**FG Made:** 10, at Miami, 2021-22  
**FG Attempted:** 13, at Miami, 2021-22  
**3-Point FGM:** 0  
**3-Point FGA:** 0  
**FT Made:** 8, vs. Villanova, 2021-22  
**FT Attempted:** 15, vs. Villanova, 2021-22  
**Rebounds:** 12, at Florida State, 2021-22  
**Off. Rebounds:** 6, vs. Pittsburgh, 2021-22  
**Def. Rebounds:** 7, at Florida State, at Georgetown, Clemson, 2021-22, at Georgia Tech, 2020-21  
**Assists:** 3, Louisville, 2021-22  
**Steals:** 5, Indiana, 2021-22  
**Blocks:** 7, at Miami, 2021-22  
**Minutes:** 39, Indiana 2021-22

### 2021-22 EDWARDS' GAME-BY-GAME

Opponent	MP	FG	3PT	FT	REB	PF	A	T	B	S	TP
LAFAYETTE*	17	4-4	0-0	3-4	2	4	1	1	3	0	11
DREXEL*	21	4-4	0-0	0-0	4	3	0	2	4	1	8
COLGATE*	26	2-4	0-0	4-4	8	5	1	0	3	0	8
vs. VCU*	16	3-6	0-0	0-0	4	5	1	0	3	0	6
vs. Arizona State*	35	9-11	0-0	3-6	8	1	1	1	2	0	21
vs. Auburn*	31	7-8	0-0	3-5	6	3	1	0	1	0	17
INDIANA*	39	7-7	0-0	3-3	5	5	1	0	3	5	17
at Florida State*	30	4-8	0-0	3-3	12	5	2	2	2	1	11
vs. Villanova*	31	1-6	0-0	8-15	7	3	0	2	3	1	10
at Georgetown*	30	6-7	0-0	0-0	8	4	0	3	2	0	12
BROWN*	24	3-4	0-0	2-5	6	1	1	0	3	0	8
CORNELL*	27	4-5	0-0	3-5	8	5	1	3	2	3	11
VIRGINIA*	31	3-5	0-0	3-4	4	5	0	2	5	0	9
at Miami*	38	10-13	0-0	2-3	9	5	2	6	7	2	22
at Wake Forest*	20	3-7	0-0	0-1	5	5	2	0	1	2	6
PITTSBURGH*	32	4-7	0-0	4-10	8	5	1	0	3	1	12
FLORIDA STATE*	34	5-7	0-0	5-8	7	3	1	1	3	0	15
CLEMSON*	34	3-6	0-0	7-10	11	5	1	0	5	0	15
at Duke*	31	6-8	0-0	0-1	9	3	1	4	2	4	12
at Pittsburgh*	34	3-6	0-0	2-6	8	2	2	0	3	0	8
WAKE FOREST*	22	5-8	0-0	2-2	2	4	0	0	1	2	12
at NC State*	26	8-9	0-0	3-6	6	3	2	0	3	1	19
LOUISVILLE*	26	9-11	0-0	1-1	8	1	3	2	2	3	19
at Boston College*	13	0-3	0-0	0-0	2	5	0	1	1	1	0
at Virginia Tech	DNP										
BOSTON COLLEGE	DNP										
GA TECH.	DNP										
at Notre Dame	DNP										
DUKE	DNP										
at North Carolina	DNP										
MIAMI											

\*started

## EDWARDS' CAREER STATISTICS

Year	TOTAL					3-PTS			REBOUNDS			PF	FO	A	TO	Blk	Stl	Pts	Avg				
	G	GS	FG	FGA	Pct	3FG	3FGA	Pct	FT	FTA	Pct									O	D	Tot	Avg
2019-20	21	0	19	24	.792	0	0	.000	12	19	.632	11	24	35	1.7	21	0	0	6	10	4	50	2.4
2020-21	18	0	12	26	.462	0	0	.000	10	14	.714	16	31	47	2.6	30	1	0	6	8	6	34	1.9
2021-22	24	24	114	164	.695	0	0	.000	61	102	.598	59	97	156	6.5	90	11	25	30	67	27	289	12.0
<b>Totals</b>	<b>63</b>	<b>24</b>	<b>145</b>	<b>216</b>	<b>.671</b>	<b>0</b>	<b>0</b>	<b>.000</b>	<b>83</b>	<b>135</b>	<b>.615</b>	<b>88</b>	<b>152</b>	<b>239</b>	<b>3.8</b>	<b>143</b>	<b>12</b>	<b>25</b>	<b>42</b>	<b>84</b>	<b>37</b>	<b>354</b>	<b>5.6</b>



## JOSEPH GIRARD III

Guard • 6-1 • 190 • Junior  
Glens Falls, N.Y. • Glens Falls

# 11

- He is in ninth-place on Syracuse's career 3FG list (197).
- Girard leads the Orange and the ACC in 3FG percentage (.405).
- He had a game-high 27 points in the game against Colgate, his top output since his career high of 30 at NC State (2019-20).
- Girard netted the game-winning free throws in the double-overtime contest against Indiana.
- He posted a game-high 26 points in the loss at Miami. His total included a personal-best seven 3-pointers.
- Girard surpassed 1,000 career points in the game at Virginia Tech.

### GIRARD'S III SEASON HIGHS

**Points:** 27, Colgate  
**FG Made:** 8, at Miami and Colgate  
**FG Attempted:** 16, Duke  
**3-Point FGM:** 7, at Miami  
**3-Point FGA:** 12, at Miami  
**FT Made:** 8, at Boston College  
**FT Attempted:** 8, at Boston College  
**Rebounds:** 7, Colgate  
**Off. Rebounds:** 2, Colgate, Florida State  
**Def. Rebounds:** 5, Colgate  
**Assists:** 10, at NC State  
**Steals:** 5, Brown  
**Blocks:** 1, at Miami  
**Minutes:** 45, at North Carolina

### GIRARD'S III CAREER HIGHS

**Points:** 30, NC State, 2019-20  
**FG Made:** 9, NC State, 2019-20  
**FG Attempted:** 22, NC State, at Florida State, 2019-20  
**3-Point FGM:** 7, at Miami, 2021-22  
**3-Point FGA:** 12, at Miami, 2021-22, Rider, 2020-21; at Florida State, 2019-20  
**FT Made:** 11, NC State, 2019-20  
**FT Attempted:** 12, NC State, 2019-20  
**Rebounds:** 9 at Notre Dame, 2019-20  
**Off. Rebounds:** 3 at Notre Dame, 2019-20  
**Def. Rebounds:** 7 at Florida State, 2019-20  
**Assists:** 10 at NC State, 2021-22  
**Steals:** 6, Northeastern, 2020-21  
**Blocks:** 1, at Miami, 2021-22, Rider, NC State, 2020-21; Bucknell, Notre Dame, at Louisville, 2019-20  
**Minutes:** 45, at North Carolina, 2021-22

### 2021-22 GIRARD'S GAME-BY-GAME

Opponent	MP	FG	3PT	FT	REB	PF	A	T	B	S	TP
LAFAYETTE*	25	6-9	5-5	3-3	4	0	7	1	0	1	20
DREXEL*	25	4-7	3-3	0-0	1	2	5	3	0	3	11
COLGATE*	34	8-14	5-8	6-6	7	0	8	3	0	1	27
vs. VCU*	37	2-9	2-5	0-0	3	0	0	6	0	0	6
vs. Arizona State*	37	5-10	2-6	4-5	2	2	5	4	0	1	16
vs. Auburn*	27	1-6	1-5	0-0	3	0	3	2	0	0	3
INDIANA*	44	6-13	5-11	5-6	3	1	5	5	0	2	22
at Florida State*	37	5-13	4-8	2-2	3	2	2	2	0	2	16
vs. Villanova*	35	4-7	3-5	0-0	4	0	3	4	0	1	11
at Georgetown*	39	5-13	2-8	3-4	3	1	7	1	0	3	15
BROWN*	28	6-11	3-5	0-0	1	1	7	3	0	5	15
CORNELL*	33	2-8	1-6	0-0	1	1	5	5	0	2	5
VIRGINIA*	30	1-5	1-4	0-0	1	2	3	1	0	2	3
at Miami*	37	8-15	7-12	3-4	1	1	2	1	1	1	26
at Wake Forest*	41	3-12	2-9	5-5	3	2	7	4	0	1	13
PITTSBURGH*	28	2-6	0-3	4-5	0	4	2	1	0	2	8
FLORIDA STATE*	36	3-8	1-4	4-4	4	2	3	5	0	1	11
CLEMSON*	35	6-9	4-5	7-7	1	1	5	2	0	4	23
at Duke*	30	3-13	1-9	0-1	5	0	2	3	0	3	7
at Pittsburgh*	36	1-9	1-6	0-0	4	2	4	6	0	0	3
WAKE FOREST*	35	4-11	1-3	4-4	4	1	4	2	0	1	13
at NC State*	31	4-10	3-6	7-7	3	3	10	1	0	2	18
LOUISVILLE*	30	5-11	3-6	2-2	3	0	4	3	0	2	15
at Boston College*	33	4-10	3-5	8-8	4	1	4	2	0	1	19
at Virginia Tech*	34	6-14	4-7	0-0	2	3	3	3	0	1	16
BOSTON COLLEGE*	28	6-13	4-8	0-0	5	1	1	3	0	3	16
GA. TECH*	43	3-15	3-11	3-5	2	0	5	0	0	3	12
at Notre Dame*	26	1-7	0-4	0-0	1	1	4	2	0	0	2
DUKE*	34	7-16	2-8	2-2	1	1	2	4	0	1	18
at North Carolina*	45	4-12	1-5	0-0	3	2	4	4	0	0	9
MIAMI											

\*started

Joe Girard III



ACC

1st in 3FG %

### GIRARD'S III CAREER STATISTICS

Year	TOTAL		3-PTS				REBOUNDS				PF		FO		A		TO		Blk		Stl		Pts		Avg	
	G	GS	FG	FGA	Pct	3FG	3FGA	Pct	FT	FTA	Pct	O	D	Tot	Avg	PF	FO	A	TO	Blk	Stl	Pts	Avg			
2019-20	32	30	122	352	.347	70	217	.323	84	94	.894	5	92	97	3.0	47	0	113	60	3	47	398	12.4			
2020-21	28	28	92	259	.355	50	150	.333	39	50	.780	6	75	81	2.9	34	0	99	59	2	39	273	9.8			
2021-22	30	30	125	316	.396	77	190	.405	72	80	.900	9	73	82	2.7	37	0	126	86	1	49	399	13.3			
<b>Totals</b>	<b>90</b>	<b>88</b>	<b>339</b>	<b>927</b>	<b>.366</b>	<b>197</b>	<b>557</b>	<b>.354</b>	<b>195</b>	<b>224</b>	<b>.871</b>	<b>20</b>	<b>240</b>	<b>260</b>	<b>2.9</b>	<b>124</b>	<b>0</b>	<b>338</b>	<b>208</b>	<b>6</b>	<b>1351</b>	<b>1068</b>	<b>11.9</b>			



## BOURAMA SIDIBE

Center • 6-10 • 220 • Graduate Student  
Bamako, Mali • St. Benedict's Prep (N.J.)

# 34

- He suffered another knee injury during the 2021 preseason, which required a surgical procedure.
- Sidibe made his 2021-22 season debut against Brown.
- He has seen time in 10 games this season.
- He played a season-long 26 minutes and posted 11 points versus Duke.
- He posted five points and five boards against Georgia Tech.
- Over the last two games he has average 9.5 points and 3.5 rebounds.

### SIDIBE'S SEASON HIGHS

**Points:** 11, Duke  
**FG Made:** 4, Duke  
**FG Attempted:** 4, Duke  
**3-Point FGM:** 0  
**3-Point FGA:** 0  
**FT Made:** 3, Duke  
**FT Attempted:** 4, Duke  
**Rebounds:** 5, Georgia Tech  
**Off. Rebounds:** 2, Boston College, Georgia Tech  
**Def. Rebounds:** 3, Georgia Tech  
**Assists:** 3, Duke  
**Steals:** 2, Boston College, Georgia Tech  
**Blocks:** 2, Boston College  
**Minutes:** 26, Duke

### SIDIBE'S CAREER HIGHS


**Points:** 18 at Pittsburgh, 2017-18  
**FG Made:** 6, Colgate, at Notre Dame, 2019-20; at Pittsburgh, 2017-18  
**FG Attempted:** 8 at Pittsburgh, 2017-18  
**3-Point FGM, 3-Point FGA:** 0  
**FT Made:** 7, North Carolina, 2019-20  
**FT Attempted:** 9, Colgate, 2018-19  
**Rebounds:** 16 at Pittsburgh, 2017-18  
**Off. Rebounds:** 6, Notre Dame, at Boston College, vs. North Carolina (ACCT), 2019-20  
**Def. Rebounds:** 13 at Pittsburgh, 2017-18  
**Assists:** 3, Duke, 2021-22  
**Steals:** 5 at Georgia Tech, Pittsburgh, 2019-20  
**Blocks:** 6, North Carolina, 2019-20  
**Minutes:** 36, North Carolina, 2019-20

### 2021-22 SIDIBE'S GAME-BY-GAME

Opponent	MP	FG	3PT	FT	REB	F	A	T	B	S	TP
LAFAYETTE	DNP										
DREXEL	DNP										
COLGATE	DNP										
vs. VCU	DNP										
vs. Arizona State	DNP										
vs. Auburn	DNP										
INDIANA	DNP										
at Florida State	DNP										
vs. Villanova	DNP										
at Georgetown	DNP										
BROWN	3	0-1	0-0	1-2	1	0	0	0	0	0	1
CORNELL	2	0-1	0-0	0-0	0	0	0	0	0	1	0
VIRGINIA	DNP										
at Miami	DNP										
at Wake Forest	DNP										
PITTSBURGH	DNP										
FLORIDA STATE	DNP										
CLEMSON	2	1-1	0-0	0-0	0	1	0	0	0	0	2
at Duke	1	0-0	0-0	0-0	1	1	0	0	0	0	0
at PITTSBURGH	DNP										
WAKE FOREST	DNP										
at NC State	DNP										
LOUISVILLE	DNP										
at Boston College	DNP										
at Virginia Tech	4	0-0	0-0	0-0	2	3	0	1	1	0	0
BOSTON COLLEGE	18	1-3	0-0	0-2	4	3	0	1	2	2	2
GA. TECH	16	2-2	0-0	1-2	5	4	1	0	1	2	5
at Notre Dame	16	1-2	0-0	2-2	2	3	1	0	1	1	4
DUKE	26	4-4	0-0	3-4	4	3	3	1	1	0	11
at North Carolina	25	3-3	0-0	2-2	3	2	0	1	1	2	8
MIAMI											

## SIDIBE'S CAREER STATISTICS

Year	G	GS	TOTAL			3-PTS			FT			REBOUNDS				PF	FO	A	TO	Blk	Stl	Pts	Avg
			FG	FGA	Pct	3FG	3FGA	Pct	FT	FTA	Pct	O	D	Tot	Avg								
2017-18	30	0	31	52	.596	0	0	.000	19	40	.475	37	59	96	3.2	71	3	4	27	20	10	81	2.7
2018-19	29	0	19	41	.463	0	0	.000	17	43	.395	29	48	77	2.7	68	1	5	9	14	15	55	1.9
2019-20	32	32	81	117	.692	0	0	.000	31	56	.554	89	153	242	7.6	131	10	6	30	44	40	193	6.0
2020-21	2	1	0	0	.000	0	0	.000	3	6	.500	1	0	1	0.5	4	0	0	1	1	0	3	1.5
2021-22	10	0	12	17	.706	0	0	.000	9	14	.643	10	12	22	2.2	20	0	5	4	7	8	33	3.3
<b>Totals</b>	<b>103</b>	<b>33</b>	<b>143</b>	<b>226</b>	<b>.633</b>	<b>0</b>	<b>0</b>	<b>.000</b>	<b>79</b>	<b>158</b>	<b>.500</b>	<b>166</b>	<b>272</b>	<b>438</b>	<b>4.3</b>	<b>294</b>	<b>14</b>	<b>20</b>	<b>71</b>	<b>86</b>	<b>71</b>	<b>368</b>	<b>3.6</b>



## COLE SWIDER

Forward • 6-9 • 220 • Senior  
Portsmouth, R.I. • St. Andrew's School

# 21

- Swider contributed his fifth double-double of the season in the game against Georgia Tech with 18 points and 12 rebounds.
- He shot 4-4 from 3-point range in the game at NC State.
- Swider has produced double-digit scoring in 20 of his last 25 games.
- He produced a career-high 36 points and seven 3-pointers at North Carolina
- Swider's 36 points represented the second-most scored by a North Carolina opponent in the Smith Center.
- His sister, Kylie, is a sophomore on the Villanova women's basketball team.

### SWIDER'S SEASON HIGHS

**Points:** 36, at North Carolina  
**FG Made:** 14, at North Carolina  
**FG Attempted:** 21, at North Carolina  
**3-Point FGM:** 7, at North Carolina  
**3-Point FGA:** 13, at Florida State  
**FT Made:** 7, Indiana  
**FT Attempted:** 9, Indiana  
**Rebounds:** 14 at Wake Forest  
**Off. Rebounds:** 3, Lafayette, at Wake Forest, Georgia Tech  
**Def. Rebounds:** 11, at Wake Forest  
**Assists:** 4, Drexel, Boston College  
**Steals:** 5, Drexel  
**Blocks:** 3, Villanova  
**Minutes:** 43, at North Carolina

### SWIDER'S CAREER HIGHS \*from Villanova

**Points:** 36, at North Carolina, 2021-22  
**FG Made:** 14, at North Carolina, 2021-22  
**FG Attempted:** 21, at North Carolina, 2021-22  
**3-Point FGM:** 7, at North Carolina, 2021-22  
**3-Point FGA:** 13, at Florida State, 2021-22  
**FT Made:** 7, Indiana, 2021-22  
**FT Attempted:** 9, Indiana, 2021-22  
**Rebounds:** 14, at Wake Forest, 2021-22  
**Off. Rebounds\*:** 4, vs. Middle Tennessee, vs. Delaware, 2019-20  
**Def. Rebounds:** 11, at Wake Forest, 2021-22  
**Assists:** 4, Drexel, Boston College, 2021-22  
**Steals:** 5, Drexel, 2021-22  
**Blocks:** 3, Villanova, 2021-22  
**Minutes:** 43, at North Carolina, 2021-22

### 2021-22 SWIDER'S GAME-BY-GAME

Opponent	MP	FG	3PT	FT	REB	PF	A	T	B	S	TP
LAFAYETTE*	31	6-14	2-7	0-0	12	2	3	2	1	2	14
DREXEL*	34	4-8	1-4	2-2	5	1	4	1	0	5	11
COLGATE*	24	3-8	0-4	2-2	2	4	0	0	0	2	8
vs. VCU*	36	2-14	0-7	2-2	7	3	2	3	0	0	6
vs. Arizona State*	36	7-12	4-5	1-1	11	5	0	1	0	1	19
vs. Auburn*	32	5-11	2-6	5-5	4	2	0	1	0	0	17
INDIANA*	34	3-8	1-3	7-9	4	5	0	2	0	3	14
at Florida State*	36	5-15	4-13	2-2	10	2	0	5	0	0	16
VILLANOVA*	39	2-7	1-3	0-0	12	1	0	1	3	1	5
at Georgetown*	36	3-11	3-10	3-4	7	2	6	1	0	1	12
BROWN*	30	5-8	3-3	0-2	4	2	2	0	1	1	13
CORNELL*	35	8-12	3-5	2-2	5	1	0	0	0	2	21
VIRGINIA*	30	3-12	2-8	0-0	7	1	3	2	0	1	8
at Miami*	35	6-11	6-9	2-2	7	4	2	3	0	0	20
at Wake Forest	40	4-10	2-4	0-0	14	4	0	0	0	0	10
PITTSBURGH*	38	4-10	0-4	2-2	2	3	3	2	1	2	10
FLORIDA STATE*	40	5-10	4-7	3-3	7	2	1	1	0	1	17
CLEMSON*	32	2-7	1-5	2-2	7	0	2	5	1	0	7
at Duke*	26	4-10	1-6	2-2	3	0	0	1	0	0	11
at Pittsburgh*	35	3-14	1-7	2-3	8	4	1	0	0	1	9
WAKE FOREST*	33	8-11	2-2	0-0	4	1	1	0	0	1	18
at NC State*	36	7-9	4-4	1-1	9	2	0	3	1	0	19
LOUISVILLE*	31	4-7	3-5	0-0	5	2	1	1	0	1	11
at Boston College*	40	6-11	5-8	4-4	8	2	2	1	1	2	21
at Virginia Tech*	40	4-13	0-5	0-0	10	3	0	1	0	0	8
BOSTON COLLEGE*	36	7-13	3-5	1-2	4	0	4	0	2	1	18
GA. TECH*	42	6-14	4-10	2-2	12	3	1	0	0	0	18
at Notre Dame*	38	4-10	3-5	0-0	6	2	1	1	0	2	11
DUKE*	13	1-4	0-0	0-0	0	3	0	0	0	0	2
at North Carolina*	43	14-21	7-11	1-2	3	5	0	1	0	0	36
MIAMI											

\*started

### SWIDER'S CAREER STATISTICS

Year	TOTAL				3-PTS			REBOUNDS				PF		FO		A		TO		Blk		Stl		Pts		Avg	
	G	GS	FG	FGA	Pct	3FG	3FGA	Pct	FT	FTA	Pct	O	D	Tot	Avg	PF	FO	A	TO	Blk	Stl	Pts	Avg				
2018-19*	21	0	24	64	.375	13	46	.283	12	19	.632	10	16	26	1.2	26	1	12	9	1	3	73	3.5				
2019-20*	31	15	72	163	.442	38	108	.352	6	9	.667	22	69	91	2.9	52	1	18	24	10	6	188	6.1				
2020-21*25	2	2	49	115	.426	35	87	.402	9	12	.750	15	54	69	2.8	31	0	27	10	2	13	142	5.7				
2021-22	30	30	145	325	.446	72	175	.411	48	56	.857	36	163	199	6.6	71	3	39	39	11	30	410	13.7				
<b>Totals</b>	<b>107</b>	<b>47</b>	<b>290</b>	<b>667</b>	<b>.435</b>	<b>157</b>	<b>416</b>	<b>.377</b>	<b>75</b>	<b>96</b>	<b>.781</b>	<b>83</b>	<b>302</b>	<b>385</b>	<b>3.6</b>	<b>180</b>	<b>5</b>	<b>96</b>	<b>82</b>	<b>24</b>	<b>52</b>	<b>813</b>	<b>7.6</b>				

\*from Villanova



## SYMIR TORRENCE

Guard • 6-3 • 195 • Junior

Syracuse, N.Y. • Syracuse Academy of Science/  
Vermont Academy

# 10

- Torrence has seen time in all but two contests this season.
- His first basket with the Orange came against Drexel.
- Torrence had a career-best seven assists against Brown.
- Torrence played his first two seasons at Marquette.
- He played in 53 out of the 58 games over his two years at Marquette.

### TORRENCE'S SEASON HIGHS

**Points:** 6, vs. Auburn

**FG Made:** 2, Colgate, vs. Auburn, Pittsburgh, Florida State, Clemson, at Duke, Louisville, at Notre Dame

**FG Attempted:** 7, Colgate

**3-Point FGM:** 1, vs. Auburn, Louisville

**3-Point FGA:** 1, at Miami, Colgate, vs. Auburn, Clemson, Louisville

**FT Made:** 1, Colgate, vs. Auburn, at Notre Dame

**FT Attempted:** 4, Cornell

**Rebounds:** 4, vs. Auburn, Boston College

**Off. Rebounds:** 2, Colgate

**Def. Rebounds:** 4, vs. Auburn, Boston College

**Assists:** 7, Brown

**Steals:** 1, Lafayette, Drexel, at Florida State, Pittsburgh, Louisville, Boston College

**Blocks:** 1, Cornell

**Minutes:** 25, at Duke

### 2021-22 TORRENCE'S GAME-BY-GAME

Opponent	MP	FG	3PT	FT	REB	PF	A	T	B	S	TP
LAFAYETTE	18	0-5	0-0	0-1	3	1	4	0	0	1	0
DREXEL	21	1-2	0-0	0-0	2	0	3	1	0	1	2
COLGATE	11	2-7	0-1	1-1	2	1	2	1	0	0	5
vs. VCU	4	0-1	0-0	0-0	0	0	2	0	0	0	0
vs. Arizona State	6	0-1	0-0	0-0	0	1	1	1	0	0	0
vs. Auburn	21	2-2	1-1	1-3	4	1	5	5	0	0	6
INDIANA	6	1-2	0-0	0-0	0	2	0	1	0	1	2
at Florida State	12	0-3	0-1	1-2	2	0	5	1	0	1	1
vs. Villanova	7	0-1	0-0	0-0	1	3	0	0	1	0	0
at Georgetown	5	1-1	0-0	0-0	1	0	2	0	0	0	2
BROWN*	17	1-3	1-2	0-0	2	0	7	0	0	0	3
CORNELL	14	0-1	0-0	1-4	2	2	4	2	1	1	1
VIRGINIA	10	1-1	0-0	0-0	1	0	2	0	0	1	2
at Miami	14	0-3	0-1	0-0	2	2	6	1	0	0	0
at Wake Forest	5	1-2	0-0	0-0	1	0	0	1	0	1	2
PITTSBURGH	12	2-3	0-0	1-2	1	2	1	2	0	1	5
FLORIDA STATE	15	2-4	0-0	0-0	0	0	4	1	0	0	4
CLEMSON	14	2-3	0-1	0-0	1	0	2	0	0	0	4
at Duke	25	2-5	0-0	0-0	2	0	6	0	0	0	4
at Pittsburgh	DNP										
WAKE FOREST	6	1-1	0-0	0-0	0	0	2	0	0	0	2
at NC State	10	0-0	0-0	0-0	1	1	1	2	0	0	0
LOUISVILLE	9	2-2	1-1	0-0	1	0	0	1	0	1	5
at Boston College	10	1-1	0-0	0-0	3	0	3	0	0	0	2
at Virginia Tech	7	1-2	0-0	0-0	0	1	0	0	0	0	2
BOSTON COLLEGE	17	0-2	0-0	0-0	4	2	5	1	0	1	0
GA TECH	6	1-2	0-0	0-0	0	0	0	0	0	0	2
at Notre Dame	16	2-3	0-0	1-2	2	1	1	2	0	0	5
DUKE	4	0-1	0-0	0-0	0	0	0	0	0	0	0
at North Carolina	DNP										
MIAMI											

at North Carolina DNP injured

MIAMI

\*started

### TORRENCE'S CAREER HIGHS \*from Marquette

**Points\*:** 9, Central Arkansas, 2019-20

**FG Made\*:** 3, Georgetown, Central Arkansas, 2019-20; Connecticut, 2020-21

**FG Attempted:** 7, Colgate, 2021-22

**3-Point FGM\*:** 3, Central Arkansas, 2019-20

**3-Point FGA\*:** 5, DePaul, 2020-21

**FT Made\*:** 4, Eastern Illinois, 2020-21

**FT Attempted\*:** 6, Eastern Illinois, 2020-21

**Rebounds\*:** 7, Arkansas-Pine Bluff, 2020-21

**Off. Rebounds:** 2, Colgate, 2021-22

**Def. Rebounds\*:** 7, Arkansas-Pine Bluff, 2020-21

**Assists:** 7, Brown, 2021-22

**Steals\*:** 2, Central Arkansas, 2019-20

**Blocks:** 1, Villanova, 2021-22, Cornell, 2021-22; vs. Arkansas-Pine Bluff, 2020-21

**Minutes\*:** 28, Eastern Illinois, 2020-21

## TORRENCE'S CAREER STATISTICS

Year	TOTAL			3-PTS			REBOUNDS			PF	FO	A	TO	Blk	Stl	Pts	Avg					
	G	GS	FG	Pct	3FG	3FGA	Pct	FT	FTA									Pct	O	D	Tot	Avg
2019-20*	28	0	16	.310	9	24	.375	8	11	.727	1	35	36	1.3	27	0	45	20	0	7	49	1.8
2020-21*	24	3	19	.311	5	36	.139	14	21	.667	1	32	33	1.4	19	0	37	21	1	7	57	2.4
2021-22	28	0	26	.406	3	8	.375	6	15	.400	8	30	38	1.4	20	0	68	23	2	10	61	2.2
<b>Totals</b>	<b>80</b>	<b>3</b>	<b>60</b>	<b>.361</b>	<b>17</b>	<b>68</b>	<b>.250</b>	<b>28</b>	<b>47</b>	<b>.574</b>	<b>10</b>	<b>97</b>	<b>107</b>	<b>1.3</b>	<b>66</b>	<b>0</b>	<b>146</b>	<b>64</b>	<b>3</b>	<b>24</b>	<b>167</b>	<b>2.1</b>

\*from Marquette



## BENNY WILLIAMS

Forward • 6-8 • 208 • Freshman  
Bowie, Md. • St. Andrew's Episcopal (Md.)  
IMG Academy (Fla.)

# 13

- He made his Syracuse debut in the season opener against Lafayette and scored his first collegiate points.
- His season-best offensive output was a 14-point showing against Duke.
- He also produced a career-best six boards in the Dome game with Duke.
- Williams spent the 2020-21 season at IMG Academy and averaged 16.3 points and 6.0 rebounds per game with the Ascenders.

### WILLIAMS' SEASON HIGHS

**Points:** 14, Duke  
**FG Made:** 5, Duke  
**FG Attempted:** 7, at Wake Forest, Duke  
**3-Point FGM:** 1, at Miami, Louisville  
**3-Point FGA:** 3, at Miami  
**FT Made:** 4, Duke  
**FT Attempted:** 4, Duke  
**Rebounds:** 6, Duke  
**Off. Rebounds:** 3, Duke  
**Def. Rebounds:** 4, Virginia  
**Assists:** 1, at Miami, Lafayette, vs. Auburn, Cornell, Louisville  
**Steals:** 3, vs. Auburn  
**Blocks:** 1, Lafayette, Drexel, vs. VCU, Indiana, Cornell, Pittsburgh, Clemson  
**Minutes:** 30, Duke

### WILLIAMS' CAREER HIGHS

**Points:** 14, Duke, 2021-22  
**FG Made:** 5, Duke, 2021-22  
**FG Attempted:** 7, at Wake Forest, Duke, 2021-22  
**3-Point FGM:** 1, at Miami, 2021-22  
**3-Point FGA:** 3, at Miami, 2021-22  
**FT Made:** 4, Duke, 2021-22  
**FT Attempted:** 4, Duke, 2021-22  
**Rebounds:** 6, Duke, 2021-22  
**Off. Rebounds:** 3, Duke, 2021-22  
**Def. Rebounds:** 4, Virginia, 2021-22  
**Assists:** 1, at Miami, Lafayette, vs. Auburn, Cornell, Louisville, 2021-22  
**Steals:** 3, vs. Auburn, 2021-22  
**Blocks:** 1, Lafayette, Drexel vs. VCU, Cornell, Pittsburgh, Clemson, 2021-22  
**Minutes:** 30, Duke, 2021-22

### 2021-22 WILLIAMS GAME-BY-GAME

Opponent	MP	FG	3PT	FT	REB	PF	A	T	B	S	TP
LAFAYETTE	21	3-5	0-0	0-0	3	2	1	1	1	1	6
DREXEL	16	0-3	0-1	0-0	0	1	0	1	1	2	0
COLGATE	22	3-5	0-1	1-2	1	1	0	3	0	1	7
vs. VCU	17	0-1	0-0	0-0	3	1	0	2	1	0	0
vs. Arizona State	6	0-0	0-0	0-1	1	0	0	0	0	0	0
vs. Auburn	21	1-3	0-0	0-0	0	2	1	2	0	3	2
INDIANA	19	0-0	0-0	0-2	2	2	0	0	1	1	0
at Florida State	2	0-0	0-0	0-0	2	0	0	0	0	0	0
vs. Villanova	3	0-1	0-0	0-0	1	2	0	1	0	0	0
at Georgetown	4	1-1	0-0	0-0	0	2	0	0	0	0	2
BROWN	17	3-6	0-1	0-0	2	1	0	2	0	0	6
CORNELL	14	1-2	0-1	0-0	3	0	1	2	1	2	2
VIRGINIA	12	0-2	0-1	2-2	4	0	0	0	0	0	2
at Miami	9	1-3	1-2	0-0	1	1	1	0	0	0	3
at Wake Forest	24	2-7	0-2	0-0	2	3	0	0	0	0	4
PITTSBURGH	4	0-0	0-0	0-0	0	0	0	1	1	0	0
FLORIDA STATE	DNP										
CLEMSON	5	0-1	0-0	0-0	1	0	0	0	1	0	0
at Duke	7	0-2	0-0	0-0	2	1	0	0	0	0	0
at Pittsburgh	3	0-1	0-0	0-0	1	1	0	0	0	0	0
WAKE FOREST	10	0-1	0-0	1-2	3	0	0	1	0	1	1
at NC State	5	0-1	0-0	0-0	0	0	1	0	0	0	0
LOUISVILLE	13	0-4	0-1	3-4	0	1	1	0	0	0	3
at Boston College	6	0-1	0-0	1-2	3	0	0	0	0	0	1
at Virginia Tech	3	0-1	0-0	0-0	1	0	0	0	0	0	0
BOSTON COLLEGE	7	1-2	0-0	1-2	2	1	0	1	0	1	3
GA TECH	3	0-0	0-0	0-0	0	0	0	0	0	0	0
at Notre Dame	2	0-0	0-0	0-0	0	0	0	0	0	0	0
DUKE	30	5-7	0-0	4-4	6	0	0	0	0	0	14
at North Carolina	8	0-1	0-0	0-0	0	2	0	0	0	0	0
MIAMI											

\*started

## WILLIAMS CAREER STATISTICS

Year	G	GS	TOTAL			3-PTS			REBOUNDS			PF		FO		A		Blk	Stl	Pts	Avg		
			FG	FGA	Pct	3FG	3FGA	Pct	FT	FTA	Pct	O	D	Tot	Avg								
2021-22	29	0	21	62	.339	1	11	.091	13	121	.619	12	30	42	1.4	24	0	6	18	7	12	56	1.9

## 2021-22 Record Breakdown

<b>Record</b>	<b>Overall</b>	<b>ACC</b>	<b>ACCT</b>	<b>NCAA</b>	<b>Turnovers</b>	<b>Overall</b>	<b>ACC</b>	<b>ACCT</b>	<b>NCAA</b>
SU overall	15-15	9-10			SU 10-or-less turnovers	6-7	5-5		
SU at home	11-4	6-3			SU 11-20 turnovers	9-8	4-5		
SU on the road	3-8	3-7			SU 21-or-more turnovers				
SU at neutral sites	1-3				Opp. 10-or-less turnovers	5-9	3-7		
SU in overtime	2-2	1-2			Opp. 11-20 turnovers	8-6	6-3		
After a loss	7-7	4-5			Opp. 21-or-more turnovers	2-0			
SU scores first	10-9	6-6			<b>SU Players' Scoring</b>	<b>Overall</b>	<b>ACC</b>	<b>ACCT</b>	<b>NCAA</b>
Opponent scores first	5-6	3-4			Five in double digits	5-1	2-0		
<b>Halftime</b>	<b>Overall</b>	<b>ACC</b>	<b>ACCT</b>	<b>NCAA</b>	Four in double digits	10-3	7-3		
SU led at the half	10-6	5-3			Three in double digits	0-7	0-6		
SU trailed at the half	4-8	3-6			Two in double digits	0-3	0-2		
Tied at the half	1-1	1-1			One in double digits	0-1	0-1		
<b>Rebounding</b>	<b>Overall</b>	<b>ACC</b>	<b>ACCT</b>	<b>NCAA</b>	Three with 20-or-more points	1-1	1-1		
SU outrebounded Opp.	8-5	5-4			Two with 20-or-more points	3-1	1-1		
SU was outrebounded	7-9	4-5			One with 20-or-more points	6-8	3-5		
Rebounds were equal	0-1	0-1			One with 30-or-more points	1-1	1-1		
SU 36-or-more rebounds	7-6	4-5			<b>By Month</b>	<b>Overall</b>	<b>ACC</b>	<b>ACCT</b>	<b>NCAA</b>
SU 35-or-less rebounds	8-9	5-5			November	4-3			
SU 21-or-more def rebounds	13-12	7-7			December	3-2	1-0		
SU 20-or-less def. rebounds	2-3	2-3			January	3-6	3-6		
SU 11-or-more off. rebounds	6-8	4-5			February	5-4	5-4		
SU 10-or-less off. rebounds	9-7	5-5			March				
<b>Field Goal Percentage</b>	<b>Overall</b>	<b>ACC</b>	<b>ACCT</b>	<b>NCAA</b>	<b>By Day</b>	<b>Overall</b>	<b>ACC</b>	<b>ACCT</b>	<b>NCAA</b>
SU shot 50-60% FG	11-1	6-1			Monday	2-1	1-1		
SU shot 40-50% FG	1-7	0-4			Tuesday	5-2	3-1		
SU shot 30-40% FG	3-6	3-5			Wednesday	2-3	1-2		
SU shot 20-30% FG	0-1				Thursday	1-0			
Opp. shot 50-60% FG	1-4	0-3			Friday	0-1			
Opp. shot 40-50% FG	6-8	4-5			Saturday	4-8	4-6		
Opp. shot 30-40% FG	8-3	5-2			Sunday	1-0			
Opp. shot 20-30% FG					<b>By Live Television</b>	<b>Overall</b>	<b>ACC</b>	<b>ACCT</b>	<b>NCAA</b>
SU outshot Opp. FG%	13-4	7-3			ESPN	0-5	0-4		
Opp. outshot SU FG%	2-10	1-6			ESPN2	5-3	2-1		
FG% was equal	1-0	1-0			ESPNU	1-0	1-0		
<b>3-Point FG</b>	<b>Overall</b>	<b>ACC</b>	<b>ACCT</b>	<b>NCAA</b>	ESPN News	0-1	0-1		
SU 10-or-more 3-pointers	9-4	6-4			ACC Network	5-3	4-3		
SU 9-or-less 3-pointers	6-11	3-6			ACC Regional Sports Network	3-1	1-1		
SU made more 3-pointers	9-3	6-3			ACC Network Extra	0-1			
Opp. made more 3-pointers	6-12	3-7			Fox	0-1			
3-pointers made were equal					<b>By Conference</b>				<b>Overall</b>
<b>Free Throw Percentage</b>	<b>Overall</b>	<b>ACC</b>	<b>ACCT</b>	<b>NCAA</b>	ACC (at Florida State, Virginia, at Miami, at Wake Forest, Pittsburgh, Florida State, Clemson, at Duke, at Pittsburgh, Wake Forest, at NC State, Louisville, at Boston College, at Virginia Tech, Boston College, Georgia Tech, at Notre Dame, Duke, at North Carolina)				9-10
SU outshot Opp. FT%	9-6	6-4			Atlantic 10 (vs. VCU)				0-1
Opp. outshot SU FT%	6-9	3-6			Colonial Athletic Association (Drexel)				1-0
FT% was equal					B1G Ten (Indiana)				1-0
SU shot more FT	14-6	8-3			Big East (vs. Villanova, at Georgetown)				0-2
Opp. shot more FT	1-9	1-7			Ivy League (Cornell, Brown)				2-0
Free throws shot were equal					Patriot League (Lafayette, Colgate)				1-1
<b>Scoring</b>	<b>Overall</b>	<b>ACC</b>	<b>ACCT</b>	<b>NCAA</b>	Pac-12 (vs. Arizona State)				1-0
SU scored 100-109 pts.	1-0				SEC (vs. Auburn)				0-1
SU scored 90-99 pts.	6-0	3-0			<b>Games Decided By . . .</b>	<b>Overall</b>	<b>ACC</b>	<b>ACCT</b>	<b>NCAA</b>
SU scored 80-89 pts.	2-2	1-1			1-5 points	3-5	2-4		
SU scored 70-79 pts.	5-5	4-4			6-10 points	3-2	2-2		
SU scored 60-69 pts.	1-3	1-2			11-15 points	3-5	1-2		
SU scored 50-59 pts.	0-5	0-3			16 or more points	6-3	4-2		
Opp. scored 100-109	1-1				<b>By Starting Lineup</b>	<b>Overall</b>	<b>ACC</b>	<b>ACCT</b>	<b>NCAA</b>
Opp. scored 90-99 pts.	0-1	0-1			Girard III, BBoeheim, Anselem, JBoeheim, Swider	2-4	2-4		
Opp. scored 80-89 pts.	2-3	1-2			Girard III, BBoeheim, Edwards, JBoeheim, Swider	13-11	7-6		
Opp. scored 70-79 pts.	3-6	3-5							
Opp. scored 60-69 pts.	8-4	4-2							
Opp. scored 50-59 pts.	1-0	1-0							
<b>By Uniform</b>	<b>Overall</b>	<b>ACC</b>	<b>ACCT</b>	<b>NCAA</b>					
White	12-6	6-3							
Throwback White	0-1								
Orange	3-9	3-7							
Throwback Orange	0-1								

## Team Highs and Lows

### Syracuse Highs

Points	97	Lafayette
Points (overtime game)	112	Indiana
Points - First Half	52	Lafayette
Points - Second Half	55	Wake Forest
	55	Brown
Points - First Overtime	11	Georgia Tech
Points - Second Overtime	15	Indiana
Field Goals Made	37	Lafayette
Field Goal Attempts	68	at Georgetown
	68	Lafayette
	68	at Duke
Field Goal Attempts (overtime)	75	at Wake Forest
Field Goal %	.593 (32-54)	at NC State
3-Point FG Made	*17	Miami
3-Point FG Attempts	32	Miami
3-Point FG Attempts (overtime game)	34	Indiana
3-Point FG %	.619 (13-21)	Brown
Free Throws Made	22	Colgate
Free Throws Made (overtime game)	27	Indiana
Free Throws Attempted	31	Pittsburgh
Free Throws Attempted (overtime game)	34	Indiana
Free Throw %	.880 (22-25)	Colgate
Offensive Rebounds	18	Virginia
Defensive Rebounds	37	Lafayette
Rebounds	48	Lafayette
Rebounds (overtime game)	49	at Wake Forest
Assists	26	Lafayette
Steals	15	Drexel
Steals (overtime game)	18	Indiana
Blocked Shots	8	Miami
Turnovers	19	Miami
Fouls	20	Pittsburgh
Fouls (overtime game)	24	Indiana

### Opponent Highs

Points	100	Colgate
Points (overtime)	110	Indiana
Points - First Half	51	Duke
Points - Second Half	58	Miami
Points - First Overtime	15	North Carolina
Points - Second Overtime	13	Indiana
Field Goals Made	35	Duke
Field Goals Made (overtime game)	38	Indiana
Field Goal Attempts	77	vs. Villanova
Field Goal %	.551 (38-69)	vs. Auburn
3-Point FG Made	18	Colgate
3-Point FG Attempts	*50	vs. Villanova
3-Point FG %	.600 (12-20)	Florida State
Free Throws Made	19	at Miami
Free Throws Made (overtime game)	23	Indiana
Free Throws Attempted	26	Pittsburgh
Free Throws Attempted (overtime game)	31	Indiana
Free Throw %	1.000 (8-8)	at NC State
Offensive Rebounds	27	vs. Villanova
Defensive Rebounds	32	at Virginia Tech
Defensive Rebounds (overtime game)	38	Georgia Tech
Rebounds	57	vs. Villanova
Assists	26	Duke
	26	Colgate
Assists (overtime game)	26	Indiana
Steals	14	at Miami
Blocked Shots	8	vs. VCU
Turnovers	22	Cornell
Turnovers (overtime)	26	Indiana
Fouls	25	vs. Arizona State

\*Syracuse opponent record

### Syracuse Lows

Points	53	vs. Villanova
	53	at Pittsburgh
Points (overtime game)	74	at Wake Forest
Points - First Half	22	at Duke
Points - Second Half	24	vs. Villanova
Points - First Overtime	5	at Wake Forest
Points - Second Overtime	15	Indiana
Field Goals Made	18	vs. VCU
Field Goal Attempts	48	vs. Auburn
Field Goal %	.290 (18-of-62)	vs. VCU
3-Point FG Made	5	Duke
	5	at Duke
	5	vs. VCU
3-Point FG Made (overtime game)	10	Georgia Tech
3-Point FG Attempts	15	vs. Villanova
3-Point FG Attempts (overtime game)	29	at Wake Forest
3-Point FG %	.172 (5-29)	Colgate
Free Throws Made	1	at Virginia Tech
Free Throws Attempted	4	at Virginia Tech
Free Throw %	.250 (1-of-4)	at Virginia Tech
Offensive Rebounds	3	at Notre Dame
Defensive Rebounds	15	Duke
Rebounds	25	Duke
Assists	8	vs. VCU
	8	Virginia
Steals	2	Florida State
	2	at Virginia Tech
Blocked Shots	1	Duke
	1	Wake Forest
	1	vs. Auburn
Blocked Shots (overtime game)	1	at Wake Forest
Turnovers	5	Wake Forest
Turnovers (overtime game)	4	Georgia Tech
Fouls	6	at Duke

### Opponent Lows

Points	56	Boston College
Points - First Half	21	Boston College
Points - Second Half	27	Drexel
Points - First Overtime	8	at Wake Forest
Points - Second Overtime	13	Indiana
Field Goals Made	18	Pittsburgh
Field Goal Attempts	52	Drexel
Field Goal %	.325 (25-77)	vs. Villanova
3-Point FG Made	4	at Florida State
3-Point FG Attempts	18	vs. VCU
3-Point FG %	.133 (4-30)	Lafayette
Free Throws Made	4	vs. Villanova
	4	at Boston College
Free Throws Attempted	6	Boston College
	6	at Boston College
	6	Louisville
	6	vs. Villanova
	6	Lafayette
Free Throw %	.467 (7-15)	vs. Arizona State
Offensive Rebounds	4	Clemson
Offensive Rebounds (overtime game)	5	Florida State
Defensive Rebounds	19	at NC State
Rebounds	25	Florida State
Assists	10	Pittsburgh
	10	at Florida State
Steals	1	Duke
Steals (overtime game)	4	Georgia Tech
	4	at Wake Forest
Blocked Shots	0	at Notre Dame
	0	Clemson
	0	Pittsburgh
Turnovers	4	at Virginia Tech
Fouls	8	Drexel



## Syracuse Individual Highs

### Games Played:

30 B. Boeheim, J. Boeheim, Girard, Swider

### Games Started:

30 B. Boeheim, J. Boeheim, Girard, Swider

### Points in a Half:

21 Swider (1st) at North Carolina

### Game Points:

30 B. Boeheim, Wake Forest

### Game Points (overtime game):

36 Swider at North Carolina

### Minutes Played:

40 B. Boeheim (5) at Boston College, at Pittsburgh, Clemson, Pittsburgh, Virginia, Florida State; Jimmy Boeheim (2) at NC State, at Notre Dame; Cole Swider (2), at Virginia Tech, at Boston College

### Minutes Played (overtime game):

50 B. Boeheim, Indiana

### Game FG Attempted:

23 B. Boeheim at Pittsburgh

### Game FG Attempted (overtime game):

23 B. Boeheim, Indiana

### Game FG Made:

12 B. Boeheim, Wake Forest

### Game FG Made (overtime game):

14 Swider at North Carolina

### Game FG Percentage (min. 8 made)

.889 (8-9) - J. Boeheim, Lafayette; Edwards at NC State

### Game FT Attempted:

15 Edwards vs. Villanova

### Game FT Made:

9 B. Boeheim vs. Auburn

### Game FT Percentage (min. 9 made):

1.000 (9-9) - B. Boeheim, Auburn

### Game 3 pt. FG Attempted:

15 B. Boeheim at Pittsburgh

### Game 3 pt. FG Made:

7 Girard at Miami

### Game 3 pt. FG Made (overtime game):

7 Swider at North Carolina

### Game 3 pt. FG Percentage (min. 5 made)

1.000 (5-5) - Girard, Lafayette

### Game Rebounds:

15 Anselem at Virginia Tech

### Game Assists:

10 Girard at NC State

### Game Steals:

5 B. Boeheim, Boston College; Girard, Brown; Swider, Drexel

### Game Steals (overtime game):

5 B. Boeheim, Indiana

### Blocked Shots:

7 Edwards, at Miami

### Turnovers

6 Girard (2) at Pittsburgh, vs. VCU

### Game Fouls:

5 Edwards (11), at Boston College, Clemson, Pittsburgh, at Wake Forest, at Miami, Virginia, Cornell, at Florida State, Indiana, vs. VCU, Colgate; Swider (2) vs Arizona State, Indiana; B. Boeheim (1) at Miami

### Game Fouls (overtime):

5 Edwards (2) at Wake Forest, Indiana; Swider (2), at North Carolina, Indiana; Anselem, Georgia Tech

### Led SU in Scoring:

B. Boeheim (19<sup>3</sup> tied), Swider (6<sup>3</sup> tied), J. Boeheim (5<sup>1</sup> tied), Edwards (4<sup>2</sup> tied), Girard (3<sup>2</sup> tied)

### Double-Figure Scoring Games:

B. Boeheim (26), J. Boeheim (22), Swider (22), Girard (21), Edwards (16), Sidibe (1), Williams (1)

### 20-29-point Games:

B. Boeheim (13), J. Boeheim (5), Girard (4), Edwards (2), Swider (3)

### 30-39-point Games:

B. Boeheim (1), Swider (1)

### Scored First:

J. Boeheim (14), Edwards (5), Girard (4), Swider (4), B. Boeheim (3)

### Led SU in Rebounding:

Edwards (12<sup>4</sup> tied), Swider (9<sup>2</sup> tied), J. Boeheim (8<sup>3</sup> tied), Anselem (4), Williams (6), B. Boeheim (1<sup>1</sup> tied)

### Double-Figure Rebounding Games:

Swider (6), J. Boeheim (5), Edwards (2), Anselem (2)

### Double-Doubles:

J. Boeheim (5), Swider (5), Edwards (2), Girard (1)

### Led SU in Assists:

Girard (18<sup>4</sup> tied), B. Boeheim (12<sup>8</sup> tied), Torrence (6<sup>3</sup> tied), J. Boeheim (2<sup>2</sup> tied), Swider (2<sup>2</sup> tied), Sidibe (1<sup>1</sup> tied)

### Double-Figure Assist Games:

Girard (1)

### Largest Lead:

36, (95-59), Lafayette

### Largest Margin of Victory:

34 (197-63), Lafayette

### Largest Deficit:

31 (77-46), at Duke

### Largest Margin of Defeat:

25 (97-72), Duke

### Deficit Overcome in a Win:

11 (35-24) at Florida State

### Largest Lead in a Loss:

18 (44-26), at Miami

### Largest Halftime Lead:

22 (52-30), Lafayette

### Largest Halftime Deficit:

17 (51-34), Duke

## Game-by-Game Statistics

Opponent	Score	TOTAL		3-PTS		FT-FTA		REBOUNDS			PF	A	TO	Blk	Stl
		FG-FGA	Pct	3FG-FGA	Pct	Pct	Pct	Off-Def	Tot						
Syracuse Lafayette	W, 97-63	37-68	.544	13-26	.500	10-13	.769	11-37	48	10	26	9	5	7	
		23-67	.343	12-41	.293	5-6	.833	8-22	30	14	16	10	3	4	
Syracuse Drexel	W, 75-60	30-54	.556	8-16	.500	7-10	.700	5-21	26	12	17	11	5	15	
		22-52	.423	10-27	.370	6-6	1.000	9-21	30	8	12	20	1	4	
Syracuse Colgate	L, 85-100	28-64	.438	7-23	.304	22-25	.880	12-22	34	17	13	10	3	9	
		32-70	.457	18-43	.419	18-21	.857	19-25	44	18	26	11	4	7	
Syracuse vs. VCU	L, 55-67	18-62	.290	5-23	.217	14-16	.875	15-28	43	15	8	16	5	7	
		24-57	.421	7-18	.389	12-17	.706	8-30	38	13	19	14	8	10	
Syracuse vs. Ariz. State	W, 92-84	33-61	.541	8-19	.421	18-27	.667	12-30	42	13	14	11	2	4	
		31-69	.449	15-39	.385	7-15	.467	12-20	32	25	22	8	2	7	
Syracuse vs. Auburn	L, 68-89	20-48	.417	7-19	.368	21-26	.808	5-23	28	10	13	15	1	5	
		34-67	.507	12-30	.400	9-13	.692	11-27	38	20	23	7	5	11	
Syracuse Indiana	W, 112-110, 2OT	36-73	.493	13-34	.382	27-34	.794	8-23	31	24	16	12	4	18	
		38-69	.551	11-27	.407	23-31	.742	14-32	46	24	26	26	3	6	
Syracuse at Florida State	W, 63-60	22-63	.349	9-30	.300	10-13	.769	13-28	41	13	14	13	2	5	
		22-63	.349	4-30	.133	12-16	.750	12-28	40	15	10	11	7	8	
Syracuse vs. Villanova	L, 53-67	20-56	.357	5-15	.333	8-15	.533	11-25	35	12	4	11	7	4	
		25-77	.325	13-50	.260	4-6	.667	27-30	57	13	15	10	3	5	
Syracuse at Georgetown	L, 75-79	30-68	.441	8-26	.308	7-11	.636	9-22	31	15	20	7	4	5	
		25-55	.455	11-26	.423	18-21	.857	8-30	38	11	20	11	3	4	
Syracuse Lehigh	Cancelled														
Syracuse Brown	W, 92-63	35-61	.574	13-21	.619	10-20	.500	10-32	42	8	23	12	5	9	
		23-67	.343	9-31	.290	7-10	.700	14-21	35	17	16	14	2	9	
Syracuse Cornell	W, 80-68	32-57	.561	6-20	.300	10-15	.667	9-25	34	13	14	16	5	13	
		23-65	.354	15-46	.326	7-8	.875	18-19	37	15	21	22	1	5	
Syracuse Virginia	L, 74-69	22-60	.367	10-29	.345	15-23	.652	18-19	37	12	14	11	6	8	
		30-57	.526	7-20	.350	7-10	.700	9-24	33	17	22	9	5	8	
Syracuse at Miami	L, 88-87	29-58	.500	17-32	.531	12-18	.667	12-24	36	19	22	19	8	5	
		29-65	.446	11-30	.367	19-24	.792	13-21	34	13	16	10	2	14	
Syracuse at Wake Forest	L, 74-77 OT	27-75	.360	8-29	.276	12-14	.857	15-34	49	21	16	9	1	6	
		25-58	.431	11-37	.297	16-25	.640	7-35	42	11	19	13	6	4	
Syracuse Pittsburgh	W, 77-61	25-49	.510	6-17	.353	21-31	.677	12-18	30	20	13	9	5	11	
		18-47	.383	7-22	.318	18-26	.692	12-17	29	19	10	13	0	5	
Syracuse Florida State	L, 77-71	24-51	.471	7-17	.412	16-19	.842	8-21	29	14	14	12	3	2	
		28-51	.549	12-20	.600	8-13	.615	5-20	25	15	2	10	2	7	
Syracuse Clemson	W, 91-78	31-58	.534	9-22	.409	20-26	.769	9-30	39	13	13	10	6	6	
		31-63	.492	8-27	.296	8-11	.727	4-22	26	21	22	9	0	6	
Syracuse at Duke	L, 79-59	24-68	.353	5-29	.172	6-12	.500	5-20	35	6	13	10	2	9	
		30-63	.473	14-37	.378	5-7	.714	13-32	45	12	25	15	3	6	
Syracuse at Pittsburgh	L, 53-64	19-63	.302	6-31	.194	9-16	.563	14-25	39	15	9	10	3	4	
		20-58	.345	7-26	.269	17-20	.850	13-32	45	12	15	13	7	5	
Syracuse Wake Forest	W, 94-72	36-63	.571	10-19	.526	12-17	.706	11-19	30	15	18	5	1	10	
		27-56	.482	11-27	.407	7-10	.700	12-19	31	17	16	17	2	4	
Syracuse at NC State	W, 89-82	32-54	.593	11-19	.579	14-18	.778	6-27	33	14	16	11	3	4	
		29-67	.433	16-39	.410	8-8	1.000	11-19	30	15	20	7	2	8	
Syracuse Louisville	W, 92-69	32-58	.552	12-23	.522	16-19	.842	7-28	35	7	21	13	3	9	
		27-67	.403	10-35	.286	5-6	.833	12-21	33	15	19	14	3	7	
Syracuse at Boston College	W, 73-64	24-61	.393	11-24	.458	14-16	.875	9-31	40	14	9	10	4	5	
		27-72	.375	6-28	.214	4-6	.667	14-28	42	16	15	10	1	7	
Syracuse at Virginia Tech	L, 59-71	24-64	.375	10-27	.370	1-4	.250	10-31	41	18	9	11	3	2	
		23-60	.383	8-27	.296	17-21	.810	9-32	41	9	20	4	5	6	
Syracuse Boston College	W, 76-56	30-59	.508	10-23	.435	6-11	.545	6-29	35	11	15	13	6	13	
		23-66	.348	5-28	.179	5-6	.833	14-26	40	11	14	15	2	10	
Syracuse Georgia Tech	W, 74-73 OT	24-73	.329	10-32	.313	16-22	.727	14-29	43	16	12	4	3	7	
		26-66	.394	9-27	.333	12-17	.706	14-38	52	16	18	14	3	4	
Syracuse at Notre Dame	L, 69-79	26-57	.456	6-23	.261	11-15	.733	3-25	28	18	9	7	4	3	
		25-62	.403	11-33	.333	18-21	.857	11-30	41	9	19	7	0	5	
Syracuse Duke	L, 72-97	29-59	.492	5-18	.278	9-10	.900	10-15	25	14	13	7	1	4	
		35-65	.538	15-32	.469	12-17	.706	17-21	38	15	26	6	5	1	
Syracuse at North Carolina	L, 88-79 OT	31-63	.492	10-25	.400	7-8	.875	5-25	30	15	9	11	2	4	
		29-71	.408	14-36	.389	16-20	.800	16-28	44	9	21	8	3	3	
Syracuse Miami															
<b>SYRACUSE TOTALS</b>		<b>830-1,828</b>	<b>.454</b>	<b>265-711</b>	<b>.373</b>	<b>381-524</b>	<b>.727</b>	<b>304-766</b>	<b>1,070</b>	<b>424-16</b>	<b>429</b>	<b>325</b>	<b>114</b>	<b>212</b>	
<b>OPPONENT TOTALS</b>		<b>804-1,892</b>	<b>.425</b>	<b>319-939</b>	<b>.340</b>	<b>330-438</b>	<b>.753</b>	<b>366-770</b>	<b>1,136</b>	<b>445-6</b>	<b>565</b>	<b>358</b>	<b>93</b>	<b>192</b>	

## The Last Time That -- Individual

### Syracuse Individual

Scored 40 or more points:	Andrew White III, 40, Ga. Tech, 3/4/2017
Scored 40 or more points (OT):	John Gillon, 43, at NC State, 2/1/2017
Scored 30 or more points:	<b>Buddy Boeheim, 30, Wake Forest, 1/29/2022</b>
Scored 30 or more points (OT):	<b>Cole Swider, 36, at N. Carolina, 2/28/2022</b>
Made 15 FGs:	Lawrence Moten, 15 at Villanova, 2/14/1995
Made 10 FGs:	<b>Jimmy Boeheim, 10, at Notre Dame, 2/23/2022</b>
Made 10 FGs (OT):	<b>Cole Swider, 14, at N. Carolina, 2/28/2022</b>
Made 9 3PT FGs:	Trevor Cooney, 9, Notre Dame, 1/30/2012
Made 9 3PT FGs (OT):	John Gillon, 9, at NC State, 2/1/2017
Made 8 3PT FGs:	Andrew White III, 8, Georgia Tech, 3/4/2017
Made 7 3PT FGs:	<b>Joe Girard III, 7 at Miami, 1/5/2022</b>
Made 7 3PT FGs (OT):	<b>Cole Swider, 7 at N. Carolina, 2/28/2022</b>
Made 17+ FTs:	Hakim Warrick, 18 vs. Rhode Island, 11/30/2003
Made 15+ FTs:	Oshae Brissett, 16, Buffalo, 12/19/2017
Made 15+ FTs (OT):	Jonny Flynn, 16 vs. Conn. (BET), 3/12/2009
Made 10+ FTs:	Marek Dolezaj, 12 vs. Georgia Tech, 2/22/2020
Made 10+ FTs (OT):	Tyus Battle, 10 at Florida State, 1/13/2018
Had 30+ rebounds:	Frank Reddout, 34 vs. Temple, 2/9/1952
Had 25+ rebounds:	Dave Bing, 25 vs Cornell, 2/8/1966
Had 20+ rebounds:	Tyler Roberson, 20 at Duke, 1/18/2016
Had 15+ rebounds:	Frank Anselem, 15 at Virginia Tech, 2/2/2022
Had 15+ rebounds (OT)	Paschal Chukwu, 18 at Duke, 1/14/2019
Had 12+ offensive rebounds:	Tyler Roberson, at Duke, 1/18/2016
Had 10+ offensive rebounds:	Cole Swider, vs. Villanova, 12/7/2021
Had 15+ defensive rebounds:	Rick Jackson, Providence, 12/28/2010
Had 10+ defensive rebounds:	Marek Dolezaj, 10, at Va. Tech, 1/18/2020
Had 15+ assists:	Michael Carter-Williams, 16, Monmouth, 12/8/2012
Had 10+ assists:	<b>Joseph Girard III, 10, at NC State, 2/2/2022</b>
Had 10+ assists (OT):	Kaleb Joseph, 12/20/2014 at Villanova
Had consecutive 10+ assist games:	John Gillon (11, Miami, 1/4/2017; 11, Pittsburgh, 1/7/2017)
Had 8+ blocks:	Paschal Chukwu, 8, Buffalo, 12/19/2017
Had 5+ blocks	<b>Jesse Edwards, 5, Clemson, 1/18/2022</b>
Had 5+ blocks (OT):	Rakeem Christmas, 6, Duke, 2/1/2014
Had 10 steals:	Todd Burgan vs. Colgate, 12/30/1997
Had 8+ steals:	DeShaun Williams, 9 vs. B.C., 3/3/2002
Had 6+ steals:	Kadary Richmond, at Clemson, 2/6/2021
Had 5+ steals:	<b>Buddy Boeheim, B.C., 2/19/2022</b>
Had 5+ steals (OT):	<b>Buddy Boeheim, Indiana 11/30/2021</b>
Played 60+ minutes:	Jonny Flynn (67), Eric Devendorf, (61) vs. Connecticut (BET), 3/12/2009
Played 50+ minutes:	<b>Buddy Boeheim (50), vs. Indiana (20T), 11/30/2021</b>
Played 40+ minutes:	<b>Buddy Boeheim (45) and Joseph Girard III (45) at North Carolina, 2/21/2022</b>
Played 40 minutes	<b>Jimmy Boeheim at Notre Dame, 2/23/2022</b>
Three players had a double-double	Marek Dolezaj (20-10 assists), Alan Griffin (17-13 reb.), Quincy Guerrier 15-13 reb.), Bryant, 11/27/2020
Three players had a double-double (pts-rebs):	Donte Greene (19-13), Arinze Onuaku (17-14), Kristof Ongenaet (10-11 at Seton Hall, 3/5/2008
Two players had a double-double:	<b>Jesse Edwards (15 pts.-11 rebs.), Jimmy Boeheim (13 pts.-10 rebounds), Clemson, 1/18/2022</b>
Two players had a double-double (OT):	<b>Jimmy Boeheim (20 pts.-10 rebs.), Cole Swider (28 pts.-12 rebs.), Georgia Tech, 2/21/2022</b>
Had a double-double (pts-rebs):	<b>Jimmy Boeheim (13 pts.-10 rebs.), Boston College, 2/19/2022</b>
Had a double-double (OT)	<b>Jimmy Boeheim (20 pts.-10 rebs.), Cole Swider (18 pts.-12 rebs.), Georgia Tech (OT), 2/21/2022</b>

Had a double-double (pts-assists):	<b>Joseph Girard III (18 pts.-10 assists), 2/2/2022</b>
Had a double-double OT (pts-assists):	Kaleb Joseph (10-10) at Villanova, 12/20/2014
Had a double-double (pts-blocks):	Fab Melo, (12-10) vs. Seton Hall, 12/28/2011
Had a triple-double:	Allen Griffin, (14-11-10) vs. Pittsburgh, 2/27/2001
Three players disqualified:	Wake Forest, 2/8/2020; Marek Dolezaj, Quincy Guerrier, Bourama Sidibe
Two players had 30 points:	at Pittsburgh, 2/11/1972; Greg Kohls (34), Mike Lee (32)
Four players had 20 points:	Massachusetts, 11/28/2007: Eric Devendorf (23), Jonny Flynn (20), Donte Greene (20), Arinze Onuaku (20)
Four players had 20 points (OT):	vs. Connecticut (BET), 3/12/2009: Jonny Flynn (34), Paul Harris (29), Eric Devendorf (22), Andy Rautins (20)
Three players had 20 points:	<b>at Miami, 1/5/2022, Joe Girard III (26), Jesse Edwards (22), Cole Swider (20)</b>
Three players had 20 points (OT):	<b>Indiana, 11/30/2021: Buddy Boeheim (27), Jimmy Boeheim (26), Joe Girard III (22)</b>
Two players had 20 points:	<b>at Notre Dame, 2/22/2022: Jimmy Boeheim (27), Buddy Boeheim (20)</b>
Two players had 20 points (OT):	at Georgetown, 12/16/2017: Tyus Battle (29), Oshae Brissett (25)
Five players had 15 points:	<b>at NC State, 2/2/2022: Jesse Edwards (19), Cole Swider (19), Joseph Girard III (18), Buddy Boeheim (17), Jimmy Boeheim (16)</b>
Four players had 15 points:	Bryant, 11/27/2020: Buddy Boeheim (21), Marek Dolezaj (20), Alan Griffin (17), Quincy Guerrier (15)
Four players had 15 points (OT):	<b>Indiana, 11/30/2021: Buddy Boeheim (27), Jimmy Boeheim (26), Joe Girard III (22)</b>
Eight players had 10+ points	E. Michigan, 12/19/2016; Tyus Battle (18), John Gillon (14), Andrew White (14), DaJuan Coleman (12), Tyler Lydon (12), Tyler Roberson (11), Frank Howard (10), Taurean Thompson (10)
Seven players had 10+ points	Monmouth, 12/8/2012: Brandon Triche (18), M. Carter-Williams (15), Trevor Cooney (15), C.J. Fair (14), James Southerland (14), Rakeem Christmas (11), DaJuan Coleman (11)
Six players had 10+ points	S. Carolina State, 11/22/2016: Andrew White III (15), John Gillon (14), Tyler Lydon (14), Tyler Roberson (13), Taurean Thompson (12), Frank Howard (10)
Five players had 10+ points:	<b>Louisville, 2/5/2022: Buddy Boeheim (19), Jesse Edwards (19), Joseph Girard III (15), Jimmy Boeheim (14), Cole Swider (11)</b>
Five players had 10 points (OT):	<b>Indiana, 11/30/2021: Buddy Boeheim (27), Jimmy Boeheim (26), Joe Girard III (22), Jesse Edwards (17), Cole Swider (14)</b>
Three players had 10+ rebounds:	Monmouth, 12/8/2012: DaJuan Coleman (14), C.J. Fair (10), Baye Moussa Keita (10)
Three players had 10+ rebounds (OT):	<b>Georgia Tech (OT), 2/21/2022: Frank Anselem (10), Jimmy Boeheim (10), Cole Swider (12)</b>
Two players had 10+ rebounds:	<b>Clemson, 1/18/2022; Jesse Edwards (11), Jimmy Boeheim (10)</b>
Two players had 10+ reb. (OT):	Buffalo, 12/19/2020; Quincy Guerrier (11), Marek Dolezaj (10)
Led team in pts., rebs. and assists	Oshae Brissett, at Clemson, 3/9/2019; (15 pts., 7 rebs., 3 assists)

## The Last Time That -- Team

### Syracuse Team

<b>Won in overtime:</b>	<b>74-73, Georgia Tech, 2/21/2022</b>
<b>Won in overtime at home:</b>	<b>74-73, Georgia Tech, 2/21/2022</b>
Won in overtime on the road:	63-55, at Virginia, 1/11/2020
<b>Lost in overtime:</b>	<b>79-88 at North Carolina, 2/28/2022</b>
Lost in overtime at home:	57-60, St. Bonaventure, 12/22/2017
<b>Lost in overtime on the road:</b>	<b>79-88 at North Carolina, 2/28/2022</b>
<b>Won in two overtimes at home:</b>	<b>112-110, Indiana, 11/30/2021</b>
Won in two overtimes on the road:	93-91, at St. John's, 3/4/2001
Lost in two overtimes:	90-101, at Florida State, 1/13/2018
Lost in two overtimes at home:	N/A
<b>Lost in two overtimes on the road:</b>	<b>90-101, at Florida State, 1/13/2018</b>
Won in three overtimes at home:	87-85, Connecticut, 2/18/1984
Won in three overtimes on the road:	93-90, at Colgate, 2/16/1965
Lost in three overtimes:	N/A
Played six overtimes:	127-117, vs. Connecticut (BET), 3/12/2009
<b>Won by 30+ points</b>	<b>97-63, Lafayette, 11/9/2021</b>
Lost by 30+ points	93-60, St. John's, 12/21/2016
Won by 40+ points	97-46, Bucknell, 11/23/2019
Lost by 40+ points	59-122, vs. NYU, 12/15/1961
Won by 60+ points	127-67, American, 12/2/1964
Scored 100 points:	101, at Boston College, 12/12/2020
<b>Scored 100 points (overtime):</b>	<b>112, Indiana, 11/30/2021, 2 OT</b>
Scored 100 points in consec. games:	104, Lafayette, 12/13/1993; 108, MD-Eastern Shore, 12/18/1993
<b>Scored 90 points</b>	<b>92, Louisville, 2/5/2022</b>
Scored 90 points (overtime):	95, at Duke OT, 1/14/2019
Scored 90 points in consec. games:	98, Albany, 11/15/11; 92, Colgate, 11/19/2011
<b>Scored 50+ in the first half:</b>	<b>52, Lafayette, 11/9/2021</b>
<b>Scored 50+ in the second half</b>	<b>55, Wake Forest, 1/29/2022</b>
Scored 60+ in the first half	60, Maine, 12/5/2009
Scored 60+ in the second half	63, Charlotte, 11/26/2003
Scored less than 40 points:	34, Virginia, 11/6/2019
Scored less than 20 in the first half:	19 at Clemson, 2/6/2021
Scored less than 20 in the second half:	19, at Virginia, 1/20/2020
<b>Gave up 100 points:</b>	<b>100, Colgate, 11/20/2021</b>
<b>Gave up 100 points (overtime):</b>	<b>112, Indiana, 11/30/2021, 2OT</b>
Gave up 100 points and won:	104, West Virginia, 2/11/1967
Gave up 100 points and won (OT):	117, Connecticut, 3/12/2009
Gave up 90 points:	97, Duke, 2/26/2022
Gave up 90 points (OT):	96, Buffalo, 12/19/2020
Gave up 90 points and won:	92 Southern Illinois, 3/17/1995
Gave up 90 points and won (OT):	96, Buffalo, 12/19/2020
Came back from down 15+ to win	16, Buffalo (OT), 12/19/2020
Came back from down 20+ to win	20, Notre Dame, 2/20/2021
<b>Led by 15+ and lost</b>	<b>18, at Miami, 1/5/2022</b>
Gave up less than 50 points:	45, Niagara, 12/3/2020
Gave up less than 40 points:	34, E. Washington, 11/6/2018
Gave up less than 20 in a half:	18, vs. San Diego State (NCAA), 3/19/2021
<b>Gave up more than 45 in a half:</b>	<b>51, Duke, 2/26/2022, 1st</b>
<b>Gave up more than 55 in a half</b>	<b>58, at Miami, 1/5/2022, 2nd</b>

Shot over 60% FG:	.620 (31-50), Florida State, 2/11/2016
<b>Shot under 32% FG:</b>	<b>.290 (18-62) vs. VCU 11/24/2021</b>
Held opponent under 30% FG:	.277 (18-65), Niagara, 12/3/2020
Made 45+ FG:	47 vs. E. Tennessee State, 12/15/2007
<b>Made 15+ 3PT:</b>	<b>17*, at Miami, 1/5/2022</b>
Made 15+ 3PT (overtime)	15, at NC State, 2/1/2017
<b>Made 13+ 3PT:</b>	<b>17, at Miami, 1/5/2022</b>
<b>Made 13+ 3PT (overtime)</b>	<b>13, Indiana, 11/30/2021, 2 OT</b>
<b>Shot 60% 3PT (min. 10 makes)</b>	<b>.619 (13-21), Brown, 12/27/2021</b>
Did not make a 3PT:	Holy Cross, 11/28/2014
Attempted 50 FT:	51 vs. Connecticut (BET), 3/12/2009
Attempted 40 FT:	41 vs. California (NCAA), 3/23/2013
Attempted 40 FT (OT):	42, Buffalo, 12/19/2020
Attempted less than 6 FT	5 at Notre Dame, 1/5/2019
Made 40 FT:	40 vs. Connecticut (BET), 3/12/2009
Made 35 FT:	40 vs. Connecticut (BET), 3/12/2009
Made less than 5 FT:	4, Pittsburgh, 1/6/2020
Had 60+ rebounds:	63, Monmouth, 12/8/2012
Had 50+ rebounds:	51, Niagara, 12/3/2020
Had 20+ rebound margin	+22, South Carolina State, 11/22/2016
Had 30+ rebound margin	+30, Kennesaw State, 11/14/2014
Committed 25 fouls:	25, Duke, 2/1/2020
Had 30+ assists:	34, Eastern Michigan, 12/19/2016
<b>Committed less than 5 turnovers:</b>	<b>4, Georgia Tech (OT), 2/21/2022</b>
<b>Committed less than 10 turnovers:</b>	<b>7, Duke, 2/22/2022</b>
Committed 25+ turnovers:	26 vs. E. Tennessee State, 12/15/2007
Forced 30-or-more turnovers:	32, Albany, 11/9/2009
Had 20+ steals:	21, Albany, 11/9/2009
Had 15+ blocked shots:	15, Oakland, 11/20/2017
Won on last-second shot	Duke, 78-75, 2/22/2017 (John Gillon 3-pt)

\*Syracuse record



## 2021-22 Syracuse Men's Basketball Combined Team Statistics All games

### Game Records

Record	Overall	Home	Away	Neutral
ALL GAMES	15-15	11-4	3-8	1-3
CONFERENCE	9-10	6-3	3-7	0-0
NON-CONFERENCE	6-5	5-1	0-1	1-3

### Score by Periods

Team	1st	2nd	OT	TOT
Syracuse	1092	1168	46	2306
Opponents	1025	1177	55	2257

### Team Box Score

No.	Player	Total					3-Point		F-Throw		Rebounds				Other				PTS	AVG		
		GP-GS	MIN	AVG	FG-FGA	FG%	3FG-3FGA	3FG%	FT-FTA	FT%	OFF	DEF	TOT	AVG	PF	DQ	A	TO			BLK	STL
35	BOEHEIM, Buddy	30-30	1144:45	38.2	200-493	.406	80-240	.333	89-101	.881	18	87	105	3.5	53	1	95	55	3	44	569	19.0
21	SWIDER, Cole	30-30	1035:31	34.5	145-325	.446	72-175	.411	48-56	.857	36	163	199	6.6	71	3	39	39	11	30	410	13.7
11	GIRARD III, Joseph	30-30	1009:46	33.7	125-316	.396	77-190	.405	72-80	.900	9	73	82	2.7	37	0	126	86	1	49	399	13.3
0	BOEHEIM, Jimmy	30-30	1044:43	34.8	155-333	.465	30-83	.361	59-95	.621	57	124	181	6.0	48	0	46	40	3	25	399	13.3
14	EDWARDS, Jesse	24-24	674:21	28.1	114-164	.695	0-0	.000	61-102	.598	60	97	157	6.5	90	11	25	30	67	27	289	12.0
34	SIDIBE, Bourama	10-0	112:18	11.2	12-17	.706	0-0	.000	9-14	.643	10	12	22	2.2	20	0	5	4	7	8	33	3.3
5	ANSELEM, Frank	29-6	373:41	12.9	23-36	.639	0-0	.000	22-36	.611	37	62	99	3.4	56	1	8	13	12	6	68	2.3
10	TORRENCE, Symir	28-0	323:26	11.6	26-64	.406	3-8	.375	6-15	.400	8	30	38	1.4	20	0	68	23	2	10	61	2.2
13	WILLIAMS, Benny	29-0	313:08	10.8	21-62	.339	1-11	.091	13-21	.619	12	30	42	1.4	24	0	6	17	7	12	56	1.9
1	CASEY, Paddy	6-0	13:57	2.3	3-6	.500	1-2	.500	1-1	1.000	0	1	1	0.2	0	0	3	2	0	0	8	1.3
24	LAVALLE, Chris	4-0	05:33	1.4	2-5	.400	0-0	.000	0-0	.000	1	0	1	0.3	0	0	2	1	0	1	4	1.0
33	CORDES, Arthur	4-0	05:33	1.4	1-1	1.000	1-1	1.000	0-0	.000	0	1	1	0.3	0	0	0	1	0	0	3	0.8
2	AJAK, John Bol	9-0	51:52	5.8	2-5	.400	0-1	.000	1-2	.500	1	10	11	1.2	5	0	5	1	1	0	5	0.6
12	OWENS, Chaz	5-0	07:32	1.5	1-1	1.000	0-0	.000	0-1	.000	0	1	1	0.2	0	0	1	0	0	0	2	0.4
23	RUFFIN, Niko	1-0	01:17	1.3	0-0	.000	0-0	.000	0-0	.000	0	1	1	1.0	0	0	0	0	0	0	0	0.0
32	GIANCOLA, Nick	5-0	05:48	1.2	0-0	.000	0-0	.000	0-0	.000	0	1	1	0.2	0	0	0	1	0	0	0	0.0
25	FELDMAN, Shane	2-0	01:50	0.9	0-0	.000	0-0	.000	0-0	.000	0	1	1	0.5	0	0	0	0	0	0	0	0.0
Team											55	72	127				12					
<b>Total</b>		<b>30</b>	<b>6125</b>		<b>830-1828</b>	<b>.454</b>	<b>265-711</b>	<b>.373</b>	<b>381-524</b>	<b>.727</b>	<b>304</b>	<b>766</b>	<b>1070</b>	<b>35.7</b>	<b>424</b>	<b>16</b>	<b>429</b>	<b>325</b>	<b>114</b>	<b>212</b>	<b>2306</b>	<b>76.9</b>
<b>Opponents</b>		<b>30</b>	<b>6125</b>		<b>804-1892</b>	<b>.425</b>	<b>319-939</b>	<b>.340</b>	<b>330-438</b>	<b>.753</b>	<b>366</b>	<b>770</b>	<b>1136</b>	<b>37.9</b>	<b>445</b>	<b>6</b>	<b>565</b>	<b>358</b>	<b>93</b>	<b>192</b>	<b>2257</b>	<b>75.2</b>

### Team Statistics

	SYR	OPP
<b>Scoring</b>	<b>2306</b>	<b>2257</b>
Points per game	76.9	75.2
Scoring margin	+1.6	-
<b>Field goals-att</b>	<b>830-1828</b>	<b>804-1892</b>
Field goal pct	.454	.425
<b>3 point fg-att</b>	<b>265-711</b>	<b>319-939</b>
3-point FG pct	.373	.340
3-pt FG made per game	8.8	10.6
<b>Free throws-att</b>	<b>381-524</b>	<b>330-438</b>
Free throw pct	.727	.753
F-Throws made per game	12.7	11.0
<b>Rebounds</b>	<b>1070</b>	<b>1136</b>
Rebounds per game	35.7	37.9
Rebounding margin	-2.2	-
<b>Assists</b>	<b>429</b>	<b>565</b>
Assists per game	14.3	18.8
<b>Turnovers</b>	<b>325</b>	<b>358</b>
Turnovers per game	10.8	11.9
Turnover margin	+1.1	-
Assist/turnover ratio	1.3	1.6
<b>Steals</b>	<b>212</b>	<b>192</b>
Steals per game	7.1	6.4
<b>Blocks</b>	<b>114</b>	<b>93</b>
Blocks per game	3.8	3.1
<b>Winning streak</b>	<b>0</b>	<b>-</b>
Home win streak	0	-
<b>Attendance</b>	<b>297171</b>	<b>109325</b>
Home games-Avg/Game	15-19811	11-9939
Neutral site-Avg/Game	-	4-4515

### Team Results

Date	Opponent	Score	Att.
11/09/2021	Lafayette	W 97-63	19929
11/14/2021	Drexel	W 75-60	20841
11/20/2021	Colgate	L 85-100	15604
11/24/2021	vs VCU	L 55-67	1281
11/25/2021	vs Arizona St.	W 92-84	1299
11/26/2021	vs Auburn	L 68-89	1136
11/30/2021	Indiana	Wot2 112-110	21330
12/04/2021	at Florida St.	W 63-60	9808
12/07/2021	vs Villanova	L 53-67	14344
12/11/2021	at Georgetown	L 75-79	13598
12/27/2021	Brown	W 93-62	15526
12/29/2021	Cornell	W 80-68	15579
01/01/2022	Virginia	L 69-74	17295
01/05/2022	at Miami (FL)	L 87-88	4506
01/08/2022	at Wake Forest	Lot 74-77	7220
01/11/2022	Pittsburgh	W 77-61	15214
01/15/2022	Florida St.	L 71-76	17287
01/18/2022	Clemson	W 91-78	15210
01/22/2022	at Duke	L 59-79	9314
01/25/2022	at Pittsburgh	L 53-64	8066
01/29/2022	Wake Forest	W 94-72	23194
02/02/2022	at NC State	W 89-82	12634
02/05/2022	Louisville	W 92-69	23298
02/08/2022	at Boston College	W 73-64	5666
02/12/2022	at Virginia Tech	L 59-71	8925
02/19/2022	Boston College	W 76-56	23019
02/21/2022	Georgia Tech	Wot 74-73	22042
02/23/2022	at Notre Dame	L 69-79	7838
02/26/2022	Duke	L 72-97	31803
02/28/2022	at North Carolina	Lot 79-88	21750



## 2021-22 Syracuse Men's Basketball Combined Team Statistics In Conference games

### Game Records

Record	Overall	Home	Away	Neutral
ALL GAMES	9-10	6-3	3-7	0-0
CONFERENCE	9-10	6-3	3-7	0-0
NON-CONFERENCE	0-0	0-0	0-0	0-0

### Score by Periods

Team	1st	2nd	OT	TOT
Syracuse	663	736	22	1421
Opponents	666	709	33	1408

### Team Box Score

No.	Player				Total		3-Point		F-Throw		Rebounds								PTS	AVG		
		GP-GS	MIN	AVG	FG-FGA	FG%	3FG-3FGA	3FG%	FT-FTA	FT%	OFF	DEF	TOT	AVG	PF	DQ	A	TO			BLK	STL
35	BOEHEIM, Buddy	19-19	738:50	38.9	123-310	.397	55-163	.337	48-56	.857	10	59	69	3.6	37	1	60	36	3	26	349	18.4
21	SWIDER, Cole	19-19	668:44	35.2	97-212	.458	52-118	.441	24-27	.889	23	103	126	6.6	43	1	22	27	6	12	270	14.2
11	GIRARD III, Joseph	19-19	648:25	34.1	76-209	.364	45-123	.366	51-56	.911	5	45	50	2.6	29	0	71	49	1	30	248	13.1
0	BOEHEIM, Jimmy	19-19	673:37	35.5	91-205	.444	17-52	.327	40-66	.606	37	78	115	6.1	31	0	34	26	1	12	239	12.6
14	EDWARDS, Jesse	13-13	376:24	29.0	64-98	.653	0-0	.000	32-55	.582	38	53	91	7.0	51	7	17	18	38	17	160	12.3
34	SIDIBE, Bourama	8-0	107:11	13.4	12-15	.800	0-0	.000	8-12	.667	9	12	21	2.6	20	0	5	4	7	7	32	4.0
10	TORRENCE, Symir	17-0	193:37	11.4	18-38	.474	1-4	.250	3-6	.500	6	15	21	1.2	9	0	38	12	0	6	40	2.4
5	ANSELEM, Frank	18-6	251:15	14.0	16-24	.667	0-0	.000	8-16	.500	26	48	74	4.1	40	1	5	9	9	3	40	2.2
13	WILLIAMS, Benny	18-0	151:38	8.4	9-35	.257	1-7	.143	12-16	.750	9	17	26	1.4	10	0	3	3	2	2	31	1.7
1	CASEY, Paddy	4-0	08:57	2.2	2-4	.500	0-1	.000	1-1	1.000	0	1	1	0.3	0	0	1	1	0	0	5	1.3
33	CORDES, Arthur	3-0	03:58	1.3	1-1	1.000	1-1	1.000	0-0	.000	0	0	0	0.0	0	0	0	0	0	0	3	1.0
24	LAVALLE, Chris	3-0	03:58	1.3	1-3	.333	0-0	.000	0-0	.000	1	0	1	0.3	0	0	1	1	0	1	2	0.7
2	AJAK, John Bol	6-0	39:12	6.5	1-2	.500	0-0	.000	0-0	.000	1	5	6	1.0	5	0	4	0	1	0	2	0.3
32	GIANCOLA, Nick	3-0	03:58	1.3	0-0	.000	0-0	.000	0-0	.000	0	1	1	0.3	0	0	0	1	0	0	0	0.0
23	RUFFIN, Niko	1-0	01:17	1.3	0-0	.000	0-0	.000	0-0	.000	0	1	1	1.0	0	0	0	0	0	0	0	0.0
12	OWENS, Chaz	3-0	03:58	1.3	0-0	.000	0-0	.000	0-1	.000	0	0	0	0.0	0	0	0	0	0	0	0	0.0
Team											32	40	72					8				
<b>Total</b>		<b>19</b>	<b>3875</b>		<b>511-1156</b>	<b>.442</b>	<b>172-469</b>	<b>.367</b>	<b>227-312</b>	<b>.728</b>	<b>197</b>	<b>478</b>	<b>675</b>	<b>35.5</b>	<b>275</b>	<b>10</b>	<b>261</b>	<b>195</b>	<b>68</b>	<b>116</b>	<b>1421</b>	<b>74.8</b>
<b>Opponents</b>		<b>19</b>	<b>3875</b>		<b>504-1177</b>	<b>.428</b>	<b>186-561</b>	<b>.332</b>	<b>214-284</b>	<b>.754</b>	<b>218</b>	<b>493</b>	<b>711</b>	<b>37.4</b>	<b>267</b>	<b>2</b>	<b>349</b>	<b>205</b>	<b>58</b>	<b>118</b>	<b>1408</b>	<b>74.1</b>

### Team Statistics

	SYR	OPP
<b>Scoring</b>	<b>1421</b>	<b>1408</b>
Points per game	74.8	74.1
Scoring margin	+0.7	-
<b>Field goals-att</b>	<b>511-1156</b>	<b>504-1177</b>
Field goal pct	.442	.428
<b>3 point fg-att</b>	<b>172-469</b>	<b>186-561</b>
3-point FG pct	.367	.332
3-pt FG made per game	9.1	9.8
<b>Free throws-att</b>	<b>227-312</b>	<b>214-284</b>
Free throw pct	.728	.754
F-Throws made per game	11.9	11.3
<b>Rebounds</b>	<b>675</b>	<b>711</b>
Rebounds per game	35.5	37.4
Rebounding margin	-1.9	-
<b>Assists</b>	<b>261</b>	<b>349</b>
Assists per game	13.7	18.4
<b>Turnovers</b>	<b>195</b>	<b>205</b>
Turnovers per game	10.3	10.8
Turnover margin	+0.5	-
Assist/turnover ratio	1.3	1.7
<b>Steals</b>	<b>116</b>	<b>118</b>
Steals per game	6.1	6.2
<b>Blocks</b>	<b>68</b>	<b>58</b>
Blocks per game	3.6	3.1
<b>Winning streak</b>	<b>0</b>	<b>-</b>
Home win streak	0	-
<b>Attendance</b>	<b>188362</b>	<b>95727</b>
Home games-Avg/Game	9-20929	10-9573
Neutral site-Avg/Game	-	0-0

### Team Results

Date	Opponent		Score	Att.
12/04/2021	at Florida St.	W	63-60	9808
01/01/2022	Virginia	L	69-74	17295
01/05/2022	at Miami (FL)	L	87-88	4506
01/08/2022	at Wake Forest	Lot	74-77	7220
01/11/2022	Pittsburgh	W	77-61	15214
01/15/2022	Florida St.	L	71-76	17287
01/18/2022	Clemson	W	91-78	15210
01/22/2022	at Duke	L	59-79	9314
01/25/2022	at Pittsburgh	L	53-64	8066
01/29/2022	Wake Forest	W	94-72	23194
02/02/2022	at NC State	W	89-82	12634
02/05/2022	Louisville	W	92-69	23298
02/08/2022	at Boston College	W	73-64	5666
02/12/2022	at Virginia Tech	L	59-71	8925
02/19/2022	Boston College	W	76-56	23019
02/21/2022	Georgia Tech	Wot	74-73	22042
02/23/2022	at Notre Dame	L	69-79	7838
02/26/2022	Duke	L	72-97	31803
02/28/2022	at North Carolina	Lot	79-88	21750