



# 2021-22 USF BULLS WOMEN'S BASKETBALL GAME NOTES

NCAA Tournament (7): 2021, 2018, 2017, 2016, 2015, 2013, 2006

WNIT (9): 2019, 2014, 2012, 2010, 2009, 2008, 2007, 2005, 2004

WNIT Champions (1): 2009 | WNIT Final Four (2): 2014, 2009

Primary Contact: Michael Hogan | Phone: (W) 813-974-5755 (C) 813-469-0616 | Email: mhogan@usf.edu  
Twitter: @USFWBB | Instagram: USFWBB | Facebook: facebook.com/usfwomensbasketball | Web: GoUSFBulls.com

## 2021-22 USF SCHEDULE/RESULTS

### NOVEMBER

9	Texas Rio Grande Valley (ESPN+)	W, 63-56
11	Alabama State (ESPN+)	W, 72-37
15	at No. 16/12 Tennessee ^ (SECN+)	L, 52-49
20	vs. Syracuse (FloHoops) &	W, 77-53
21	vs. No. 2/2 UConn (FloHoops) &	L, 60-53
22	vs. No. 9/9 Oregon (ESPNU) &	W, 71-62
26	vs. No. 7/5 Stanford (FloHoops) #	W, 57-54

### DECEMBER

2	at UT Arlington (ESPN+)	L, 61-56
12	at VCU (ESPN+)	W, 64-57
15	Stetson (ESPN+)	W, 69-50
17	High Point (ESPN+)	W, 62-46
20	vs. RV/RV West Virginia (FloHoops) %	W, 77-55
21	vs. Mississippi (FloHoops) %	L, 61-53
29	Jacksonville (ESPN+)	W, 70-57

### JANUARY

2	Memphis (ESPN+)	Postponed
5	at Cincinnati * (ESPN+)	W, 61-46
9	Wichita State * (EPNU) (Rescheduled for Feb. 22)	Postponed
12	at Tulane * (ESPN+)	W, 75-62
16	at -/RV Central Florida * (ESPN+)	L, 67-51
19	Tulsa * (ESPN+)	W, 66-63
22	Temple * (ESPN+)	W, 75-67 (ot)
26	at SMU *(ESPN+)	W, 62-56
30	at Houston *(ESPN+)	W, 55-35

### FEBRUARY

6	Tulane *(ESPN+)	L, 67-55
9	at Temple *(ESPN+)	W, 49-40
13	Central Florida *(ESPN2)	L, 54-33
16	Cincinnati *(ESPN+)	W, 54-45
22	Wichita State *(ESPN+)	W, 61-57
24	at Wichita State *(ESPN+)	W, 47-46
27	at East Carolina *(ESPN+)	W, 68-60

### MARCH

2	Houston *(ESPN+)	W, 71-38
8	vs. (7) Memphis ^ (AAC QF) (ESPN+)	W, 63-53
9	vs. (6) Houston ^ (AAC SF) (ESPN+)	W, 58-50
10	vs. (1) Central Florida ^ (AAC Final) (ESPNU)	L, 53-45
18	vs. (8) Miami # (NCAA 1R) (ESPN2)	11:30 a.m.
20	vs. (1) South Carolina/(16) Howard/UIW (if nec.) # (NCAA 2R)	TBA

\* American Athletic Conference Game | \$ AAC/SEC Challenge & Battle 4 Atlantis, Paradise Island, Bahamas

# Baha Mar Pink Flamingo Championship, Nassau, Bahamas

% West Palm Invitational, West Palm Beach, Fla.

^ American Athletic Conference Tournament, Fort Worth, Texas.

# NCAA Tournament, Columbia, S.C.

All times are Eastern time and are subject to change

## GAME 33 | FRI., MARCH 18 | 11:30 A.M. | COLUMBIA, S.C. | NCAA 1ST RD.



**-/RV (9) USF  
BULLS  
24-8**

VS.

**RV/- (8) MIAMI (FLA.)  
HURRICANES  
20-12**



Last Game \_\_ March 10 vs. Central Florida, L, 53-45  
Next Game \_\_ March 20 vs. (1) S. Carolina/(16) Howard/UIW (if nec.)  
Head Coach \_\_\_\_\_ Jose Fernandez  
Alma Mater \_\_\_\_\_ FIU, 1994  
Career Record \_\_\_\_\_ 416-284 (22nd season)  
at USF \_\_\_\_\_ Same

Last Game \_\_\_\_\_ March 6 vs. NC State, L, 60-47  
Next Game \_\_ March 20 vs. (1) S. Carolina/(16) Howard/UIW (if nec.)  
Head Coach \_\_\_\_\_ Katie Meier  
Alma Mater \_\_\_\_\_ Duke, 1989  
Career Record \_\_\_\_\_ 399-255 (21st season)  
at Miami \_\_\_\_\_ 323-210 (17th season)

### GAMEDAY INFORMATION

TV/Online \_\_\_\_\_ ESPN2/ESPN+ (\$) \_\_\_\_\_  
\_\_\_\_\_ Courtney Lyle (PxP), Carolyn Peck (Color)  
Audio \_\_\_\_\_ Bulls Unlimited (iHeartRadio/GoUSFBulls.com)  
\_\_\_\_\_ Darek Sharp (PxP)

Live Stats \_\_\_\_\_ GoUSFBulls.com  
Series \_\_\_\_\_ Miami leads series, 27-11  
Twitter Updates \_\_\_\_\_ @USFWBB  
Tickets \_\_\_\_\_ NCAATickets.com

### QUICK HITS

■ The No. 9-seeded South Florida looks to advance to the NCAA Round of 32 for the second-straight season as the Bulls face eighth-seeded Miami (Fla.) in the first round of the 2022 NCAA Tournament ... Tipoff is slated for 11:30 a.m. (ESPN2) on Friday.

■ The Bulls are coming off their sixth American Athletic Conference championship game in nine years in the league, falling to rival Central Florida, 53-45 ... Elena Tsineke had 14 points and Shae Leverett added 10 points ... Bethy Mununga grabbed 11 rebounds.

■ This is South Florida's eighth NCAA Tournament appearance and second-straight ... The Bulls are 4-7 all-time in the NAAs, advancing to the Round of 32 last year falling to No. 1-seed NC State, 79-67.

■ South Florida is currently receiving votes (9) in the USA Today/WBCA Coaches Top 25 poll.

### USF'S PROBABLE STARTERS



**PG | 5-6 | JR.**

**4 - ELISA  
PINZAN**

PPG	9.0
RPG	3.4
APG	5.4
SPG	1.1



**G | 5-10 | Jr.**

**3 - SYDNI  
HARVEY**

PPG	7.4
RPG	2.1
APG	1.6
SPG	1.1



**G | 5-8 | So.**

**5 - ELENA  
TSINEKE**

PPG	14.1
RPG	3.5
APG	2.3
SPG	0.7



**F | 6-0 | Sr.**

**20 - BETHY  
MUNUNGA**

PPG	10.7
RPG	11.6
APG	2.0
SPG	1.5



**F | 6-2 | P-Bac**

**32 - SHAE  
LEVERETT**

PPG	2.0
RPG	3.5
APG	0.2
SPG	0.6

# JOSE FERNANDEZ

## *Career Achievements*



- WINNINGEST COACH IN PROGRAM HISTORY (416 WINS)
- 2018 & 2021 AAC COACH OF THE YEAR
- 11 STRAIGHT 19-WIN SEASONS
- 10 20-WIN SEASONS
- 18 POSTSEASON TOURNAMENT APPEARANCES AT USF
- 7 NCAA TOURNAMENT APPEARANCES IN LAST 9 SEASONS
- 24 POSTSEASON WINS
- 6 WNBA DRAFT PICKS
- 14 FORMER BULLS PLAYING PROFESSIONALLY WORLDWIDE



ELENA TSINEKE | AAC 1ST TEAM | ALL-TOURNAMENT TEAM



DULCY FANKAM MENDJIADEU | AAC 2ND TEAM



BETHY MUNUNGA | AAC 2ND TEAM | ALL-TOURNAMENT





# 2022 NCAA TOURNAMENT

## GREENSBORO REGION | 1ST/2ND ROUND

### COLONIAL LIFE ARENA | COLUMBIA, S.C. | MARCH 18-21, 2022

## NO. 9 SEED (-/RV) USF BULLS (24-8)

### FRIDAY'S GAME

■ No. 9-seed in the Greensboro Regional, South Florida will play its first game of the 2022 NCAA Women's Basketball Tournament on Friday, March 18, at 11:30 a.m. when it butts heads with eighth-seeded Miami (Fla.) on ESPN2.

### A LOOK AHEAD

■ The winner of the South Florida-Miami first round game will face the winner of the first round match up between the No.1-seed South Carolina and the winner of the play-in game between 16-seeds Howard and Incarnate Word. The winner of the second round game advances to the NCAA Tournament Sweet 16.

### TELEVISION

■ For the 19th consecutive year, an ESPN channel will broadcast all 67 games of the 2022 NCAA Division I Women's Basketball Championship. This marks the 27th straight year (since 1996) ESPN is the championship's exclusive television home. All games will be available online via the ESPN App. The 2022 NCAA Women's Final Four is expected to be distributed to over 200 countries around the world.

### THE RECORDS

■ South Florida is 24-8 overall and finished 12-3 in the American Athletic Conference. The Bulls advanced to their sixth AAC Tournament championship game in nine years in The American, falling to rival No. 25/24 Central Florida, 53-45, March 10 in Fort Worth, Texas. The eighth-seed, Miami, finished the regular-season with a 20-12 record and a 10-8 ledger in the Atlantic Coast Conference. The Hurricanes fell in the ACC Tournament championship game to NC State, 60-47, on March 6.

### THE SEEDS

■ This year's NCAA Tournament marks just the second time that South Florida has been seeded ninth in the postseason event. The Bulls were last a nine-seed in their inaugural NCAA Tournament in 2006 when they faced eighth-seeded Southern California (L, 67-65) in Norfolk, Va.

■ South Florida's highest seed was at No. 6, three times previously (2015, 2016, and 2018). In addition to this season's ninth seed, the Bulls have also been an eight-seed (2021), a 10-seed (2013), and an 11-seed (2017) during their tournament history.

### TOURNAMENT HISTORY

■ This marks the eighth appearance for South Florida in the NCAA Women's Basketball Tournament - and its seventh in the last nine years (taking out the 2019-20 COVID-cancelled season) - with the Bulls holding a 4-7 record during the postseason event.

■ Last season, South Florida earned the American Athletic Conference's automatic bid, winning the conference tournament championship. The Bulls, an eight-seed in 2021, defeated Washington State, 57-53, before falling to No. 1-seeded NC State, 79-67, in the Round of 32.

■ South Florida has never advanced past the Round of 32, advancing to the second round three-straight years (2013, 2015, and 2016).

### TEAM HEADQUARTERS

■ South Florida, and associate director of communications Michael Hogan, will stay at the Embassy Suites Hotel, 200 Stoneridge Drive, Columbia, S.C. 29201 (Phone: 803-744-8134) for the duration of their stay in the NCAA Tournament. Hogan can be reached on his cell at 813-469-0616.

### SOUTH FLORIDA SPORTS INFORMATION CONTACT

■ Michael Hogan, associate director of communications at South Florida, will be traveling with the team and staying at the team hotel, Embassy Suites Hotel, 200 Stoneridge Drive, Columbia, S.C. 29201 (Phone: 803-744-8134). Hogan can be reached on his cell at (813) 469-0616.

## 2022 NCAA WOMEN'S BASKETBALL TOURNAMENT GREENSBORO REGION SCHEDULE

### FRIDAY, MARCH 18 - FIRST ROUND

Game 1 (ESPN2)	No. 8 Miami (Fla.) vs. No. 9 South Florida	11:30 a.m.
Game 2 (ESPNEWS)	No. 7 Colorado vs. No. 10 Creighton	1:30 p.m.
Game 3 (ESPN)	No. 1 South Carolina vs. No. 16 Howard/Incarnate Word	2 p.m.
Game 4 (ESPN)	No. 2 Iowa vs. No. 15 Illinois State	4 p.m.
Game 5 (ESPN2)	No. 6 Georgia vs. No. 11 Dayton/DePaul	6 p.m.
Game 6 (ESPNU)	No. 3 Iowa State vs. UT Arlington	10 p.m.

### SATURDAY, MARCH 19 - FIRST ROUND

Game 7 (ESPNEWS)	No. 5 North Carolina vs. No. 12 Stephen F. Austin	7:30 p.m.
Game 8 (ESPN2)	No. 4 Arizona vs. No. 13 UNLV	10 p.m.

All times listed here are Eastern time

**USF IN THE NCAA TOURNAMENT**

■ South Florida enters its eighth NCAA Tournament, posting a 4-7 record ... This year's tournament marks the Bulls' second-straight appearance in "The Big Dance" and their seventh in the last nine years.

■ South Florida looks for its second NCAA Tournament win in the last two seasons ... The Bulls defeated ninth-seeded Washington State, 57-53, on March 21, 2021 in San Antonio, Texas, as an eight-seed in last year's first round.

■ USF has won four first round games in the NCAA Tournament, however, have never advanced to the sec-

ond weekend ... The Bulls had their best shot during the 2013 tournament, as a 10-seed, defeating the seven-seed Texas Tech in Lubbock, 71-70 ... USF, however, fell in the second round, in a heart-breaker, 82-78 in overtime to the No. 2-seed California.

■ The meeting with Miami marks the Bulls' second eight-seed vs. nine-seed match up in their NCAA Tourna-

**ALL-TIME USF NCAA TOURNAMENT RESULTS**

USF earned the No. 9 seed in the Greensboro Region of the 2022 NCAA Tournament, which is the third highest seed the Bulls have ever achieved.

**2006 NCAA Tournament**

**Norfolk, Va. (USF is a 9-seed)**  
March 19 vs. (8) Southern Calif. \_\_\_\_ L, 67-65

**2013 NCAA Tournament**

**Lubbock, Texas (USF is a 10-seed)**  
March 23 vs. (7) Texas Tech \_\_\_\_ W, 71-70  
March 25 vs. (2) California \_\_\_\_ L, 82-78 (ot)

**2015 NCAA Tournament**

**Tampa, Fla. (USF is a 6-seed)**  
March 21 vs. (11) LSU \_\_\_\_ W, 73-64  
March 23 vs. (3) Louisville \_\_\_\_ L, 60-52

**2016 NCAA Tournament**

**Los Angeles, Calif. (USF is a 6-seed)**  
March 19 vs. (11) Colorado State \_\_\_\_ W, 48-45  
March 21 vs. (3) UCLA \_\_\_\_ L, 72-67

**2017 NCAA Tournament**

**Tallahassee, Fla. (USF is an 11-seed)**  
March 17 vs. (6) Missouri \_\_\_\_ L, 66-64

**2018 NCAA Tournament**

**Tallahassee, Fla. (USF is a 6-seed)**  
March 17 vs. (11) Buffalo \_\_\_\_ L, 102-79

**2021 NCAA Tournament**

**San Antonio, Texas (USF is a 8-seed)**  
March 21 vs. (9) Washington State \_\_\_\_ W, 57-53  
March 23 vs. (1) NC State \_\_\_\_ L, 79-67

**USF NCAA TOURNAMENT RECORDS VS. OPPONENTS**

**Buffalo (0-1)**  
March 17, 2018 \_\_\_\_ L, 102-79

**California (0-1)**  
March 25, 2013 \_\_\_\_ L(OT), 82-78

**Colorado State (1-0)**  
March 19, 2016 \_\_\_\_ W, 48-45

**Louisville (0-1)**  
March 23, 2015 \_\_\_\_ L, 60-52

**LSU (1-0)**  
March 21, 2015 \_\_\_\_ W, 73-64

**Mizzou (0-1)**  
March 17, 2017 \_\_\_\_ L, 66-64

**NC State (0-1)**  
March 23, 2021 \_\_\_\_ L, 79-67

**Southern California (0-1)**  
March 19, 2006 \_\_\_\_ L, 67-65

**Texas Tech (1-0)**  
March 23, 2013 \_\_\_\_ W, 71-70

**UCLA (0-1)**  
March 21, 2016 \_\_\_\_ L, 72-67

**Washington State (1-0)**  
March 21, 2021 \_\_\_\_ W, 57-53

**ALL-TIME USF NCAA WOMEN'S BASKETBALL TOURNAMENT INDIVIDUAL & TEAM RECORDS**

**INDIVIDUAL TOURNAMENT RECORDS**

**Points Per Game**

- Inga Orekhova \_\_\_\_ 21.0 \_\_\_\_ (2 GP)
- Courtney Williams \_\_\_\_ 20.3 \_\_\_\_ (6 GP)
- Elena Tsineke \_\_\_\_ 20.0 \_\_\_\_ (2 GP)
- Elisa Pinzan \_\_\_\_ 15.0 \_\_\_\_ (2 GP)

**SINGLE-GAME TOURNAMENT RECORDS**

**Points**

- Courtney Williams \_\_\_\_ 31 \_\_\_\_ 3/19/16
- Courtney Williams \_\_\_\_ 29 \_\_\_\_ 3/21/16
- Kitija Laksa \_\_\_\_ 28 \_\_\_\_ 3/17/18
- Courtney Williams \_\_\_\_ 25 \_\_\_\_ 3/23/15
- Andrea Smith \_\_\_\_ 24 \_\_\_\_ 3/25/13

**3-Point Field Goals Made**

- Kitija Laksa \_\_\_\_ 5 \_\_\_\_ 3/17/18  
Inga Orekhova \_\_\_\_ 5 \_\_\_\_ 3/23/13
- Elena Tsineke \_\_\_\_ 4 \_\_\_\_ 3/23/21  
Inga Orekhova \_\_\_\_ 4 \_\_\_\_ 3/25/13
- Courtney Williams \_\_\_\_ 3 \_\_\_\_ 3/21/16

**Rebounds**

- Alisia Jenkins \_\_\_\_ 13 \_\_\_\_ 3/19/16
- Courtney Williams \_\_\_\_ 12 \_\_\_\_ 3/21/15
- Bethy Mununga \_\_\_\_ 11 \_\_\_\_ 3/21/21  
Ezria Parsons \_\_\_\_ 11 \_\_\_\_ 3/19/06  
Maria Jespersen \_\_\_\_ 11 \_\_\_\_ 3/17/18
- Maria Jespersen \_\_\_\_ 10 \_\_\_\_ 3/19/16
- Alisia Jenkins \_\_\_\_ 9 \_\_\_\_ 3/21/16  
Alisia Jenkins \_\_\_\_ 9 \_\_\_\_ 3/25/13

**Assists**

- Elisa Pinzan \_\_\_\_ 6 \_\_\_\_ 3/21/21  
Courtney Williams \_\_\_\_ 6 \_\_\_\_ 3/21/15  
Shantia Grace \_\_\_\_ 6 \_\_\_\_ 3/19/06
- Shalethia Stringfield \_\_\_\_ 5 \_\_\_\_ 3/19/06  
Shalethia Stringfield \_\_\_\_ 5 \_\_\_\_ 3/23/15  
Andrell Smith \_\_\_\_ 5 \_\_\_\_ 3/25/13  
Andrea Smith \_\_\_\_ 5 \_\_\_\_ 3/23/13

**Blocks**

- Katelyn Weber \_\_\_\_ 4 \_\_\_\_ 3/23/15
- Beyhy Mununga \_\_\_\_ 3 \_\_\_\_ 3/21/21  
Alisia Jenkins \_\_\_\_ 3 \_\_\_\_ 3/23/15  
Akila McDonald \_\_\_\_ 3 \_\_\_\_ 3/25/13

**Team Points**

- 79 \_\_\_\_ vs. Buffalo 3/17/18
- 78 \_\_\_\_ vs. California, 3/25/18
- 73 \_\_\_\_ vs. LSU, 3/21/15
- 71 \_\_\_\_ vs. Texas Tech, 3/23/13

**Team Field Goals Made**

- 32 \_\_\_\_ vs. Buffalo, 3/17/18
- 25 \_\_\_\_ vs. California, 3/25/13  
25 \_\_\_\_ vs. Texas Tech, 3/23/13
- 24 \_\_\_\_ vs. LSU, 3/21/15

**Team 3-Point Field Goals Made**

- 9 \_\_\_\_ vs. NC State, 3/23/21  
8 \_\_\_\_ vs. California, 3/25/13
- 7 \_\_\_\_ vs. Buffalo, 3/17/18  
7 \_\_\_\_ vs. Louisville, 3/23/15
- 6 \_\_\_\_ vs. UCLA, 3/21/16  
6 \_\_\_\_ vs. Texas Tech, 3/23/13

**Team Rebounds**

- 47 \_\_\_\_ vs. California, 3/25/13
- 45 \_\_\_\_ vs. LSU, 3/21/15  
45 \_\_\_\_ vs. Texas Tech, 3/23/13

**Team Assists**

- 17 \_\_\_\_ vs. Texas Tech, 3/23/13
- 13 \_\_\_\_ vs. LSU, 3/21/15  
13 \_\_\_\_ vs. California, 3/25/13  
13 \_\_\_\_ vs. USC, 3/19/06

**Team Steals**

- 12 \_\_\_\_ vs. USC, 3/19/06
- 10 \_\_\_\_ vs. California, 3/25/13
- 9 \_\_\_\_ vs. LSU, 3/21/15

ment history, with the first coming last year, albeit, last year South Florida was an eight-seed.

■ Despite her utilizing a redshirt year as a freshman and not taking part in the 2018 NCAA Tournament, Shae Leverett is the lone player on the Bulls' current roster to be on South Florida's last two NCAA Tournament teams.

**THE SERIES AGAINST MIAMI**

■ South Florida's meeting with Miami marks the 39th meeting between the Bulls and Hurricanes, however, it's the first meeting since Nov. 24, 2011 in the Great Alaska Shootout where Miami defeated South Florida, 92-72.

■ Miami leads the series, 27-11, dating back to the 1975-76 season.

**USF All-Time Against The Hurricanes**

2/14/76	A	W	78-52
1/28/77	H	W	59-46
1/27/78	A	W	71-65
1/20/79	H	W	72-33
2/22/79	A	W	85-45
1/19/80	H	L	84-72
1/26/80	A	W	81-76
2/2/80	A	L	72-55
2/21/80	H	L	84-77
11/24/80	A	L	78-60
1/9/81	H	L	59-41
2/26/81	A	L	69-47
11/23/81	A	L	87-52
1/16/82	H	L	75-63
12/11/82	A	L	75-63
2/12/83	H	W	64-63
12/7/83	A	L	81-64

1/20/84	H	L	88-68
12/7/84	H	L	68-62
1/25/85	A	L	91-65
2/15/86	H	L	82-59
3/1/86	A	L	53-48
1/17/87	H	W	84-62
2/14/87	A	L	80-61
1/31/88	A	L	82-71
3/6/88	H	L	76-60
1/14/89	A	L	77-74
3/4/89	H	W	85-82
1/18/90	H	L	89-72
3/3/90	A	L	72-59
12/3/94	H	W	74-65
11/23/96	H	L	58-30
11/20/97	H	L	55-52
12/16/00	A	L	73-51
11/27/01	H	W	76-68
11/22/02	A	L	60-49
11/25/03	H	L	62-55
1/24/11	N	L	92-72

**THE LAST TIME AGAINST THE HURRICANES**

■ Jasmine Wynne led four South Florida players in double figures with 21 points, but the Bulls failed to keep up with No. 9 Miami in a 92-72 loss in championship game of the Great Alaska Shootout on Nov. 24, 2011 in Anchorage, Alaska.

■ Wynne added six assists and four rebounds, while Kaneisha Saunders finished with 11 points and five assists ... Saunders made the all-tournament team after tying a career high with 23 points in a win over Central Michigan the night before.

**USF'S ALL-TIME NCAA RECORDS BY SEED**

No. 1 Seed	0-0
No. 2 Seed	0-0
No. 3 Seed	0-0
No. 4 Seed	0-0
No. 5 Seed	0-0
No. 6 Seed	2-3
No. 7 Seed	0-0
No. 8 Seed	1-1
No. 9 Seed	0-1
No. 10 Seed	1-1
No. 11 Seed	0-1
No. 12 Seed	0-0
No. 13 Seed	0-0
No. 14 Seed	0-0
No. 15 Seed	0-0
No. 16 Seed	0-0
<b>All-Time Record</b>	<b>4-7</b>

**ALL-TIME NCAA RECORDS VS. OPPONENT SEED**

No. 1 Seed	0-1
No. 2 Seed	0-1
No. 3 Seed	0-2
No. 4 Seed	0-0
No. 5 Seed	0-0
No. 6 Seed	0-1
No. 7 Seed	1-0
No. 8 Seed	0-1
No. 9 Seed	1-0
No. 10 Seed	0-0
No. 11 Seed	2-1
No. 12 Seed	0-0
No. 13 Seed	0-0
No. 14 Seed	0-0
No. 15 Seed	0-0
No. 16 Seed	0-0
<b>All-Time Record</b>	<b>4-7</b>



■ Elena Tsineke averaged 20.0 points per game in the 2021 NCAA Tournament, netting 18 points in the Bulls' win over ninth-seeded Washington State and 22 points against No. 1-seed NC State.

**SCOUTING MIAMI**

■ Miami enters the NCAA Tournament with a 20-12 record and a 10-8 slate in the ACC.

**THE HURRICANES BY THE NUMBERS**

■ Kelsey Marshall is Miami's lone player on double figures in the scoring column, averaging 14 points per game ... Destiny Harden is second netting 8.1 points per outing ... Lola Pendande leads the Hurricanes on the glass, grabbing five rebounds per outings.

**POSSIBLE SECOND ROUND OPPONENTS**

■ The winner of the South Florida-Miami game will face the winner of the first round game against No. 1 overall seed South Carolina and the winner of the First Four game between 16-seeds Howard and Incarnate Word on Sunday.

■ A meeting with South Carolina would mark the first between the two programs.

■ Incarnate Word and the Bulls have never met, however, the Green and Gold and Howard have met once, on Nov. 12, 2019, with South Florida coming out on top, 82-53.



■ South Florida head coach Jose Fernandez has led the Bulls to all eight of their NCAA Tournament appearances.



**USF QUICK FACTS**

**THE UNIVERSITY**

City/Zip Code	Tampa, Fla. 33620
Founded	1956
Enrollment	50,577
Nickname	Bulls
Arena	Yuengling Center
Capacity	10,411
Affiliation	NCAA Division I
Conference	The American Athletic Conference
President	Dr. Steven C. Currall
Vice President of Athletics	Michael Kelly
Sr. Assoc. Director of Athletics/SWA	Marquita Armstead

**BASKETBALL HISTORY**

First Year	1972-73
All-Time Record	713-697 (50th year)
All-Time AAC Record	107-40 (Sixth season)
All-Time BIG EAST Record	151-112 (Eight seasons)
All-Time Conference USA Record	113-168 (10 seasons)
All-Time Metro Conference Record	34-64 (Four seasons)
All-Time Sun Belt Conference Record	71-118 (Seven seasons)
All-Time Post-Season	17-14 (NCAA & WNIT)
AAC Tournament Record	19-8
NCAA Tournament Record	4-7
Years in NCAA Tourn./Last	7/2021
Last NCAA opponent	March 23, 2021 vs. 1 seed NC State (San Antonio, Texas)
Result	Lost, 79-67
WNIT Record	14-8
Years in the WNIT Tourn./Last	9/2019
Last WNIT opponent	March 24, 2019 at James Madison
Result	Lost, 71-54

**COACHING STAFF**

Head Coach	Jose Fernandez
Alma Mater, Year	Florida International '94
Record at USF (Years)	416-284 (22nd season)
Career Record (Years)	Same
Career Conference Record (Years)	187-160 (22nd season)
Associate Head Coach	Michele Woods-Baxter, St. John Fisher '87
Assistant Head Coach	Danny Hughes, TCU '89
Assistant Coach/Rec. Coord.	Yolisha Jackson, Jacksonville '05
Dir. of Basketball Operations	Mercedes Jorge, Embry-Riddle '17
Coord. of Basketball Oper.	Brandon Jajairam, USF '20
Video Coordinator	Anthony Brammer, Old Dominion '08
Strength & Conditioning Coach	Irele Oderinde, WKU, '03
Certified Athletic Trainer	Erin Barbour, Tulsa '18
Academic Coordinator	Terrell Elliston, VCU '10
Administrative Assistant	Barbara Riffe

**ATHLETIC MEDIA RELATIONS**

Associate Dir. of Communications/WBB Contact	Michael Hogan
Office Phone	(813) 974-5755
Cell Phone	(813) 469-0616
E-mail	mhogan@usf.edu

**2021-22 USF BULLS**



► Standing (L-R): Aerial Wilson, Bethy Mununga, Odeth Betancourt, Dulcy Fankam Mendjiadeu, Shae Leverett, Cristina Bermejo, Patience Williams, Sara Guerreiro. Sitting (L-R): Bella Weary, Maria Alvarez, Elisa Pinzan, Sydney Harvey, Elena Tsineke, Elena Tsineke, Mihaela Lazic.

No.	Name	P	Ht.	Yr.	Hometown/High School/Previous School
0	Odeth Betancourt	F	6-2	So.	San Cristobal, Venezuela/Panola College (Texas)
1	Maria Alvarez	G	5-7	So.	Bal Harbour, Fla./Miami Country Day School
2	Mihaela Lazic	PG	5-6	R-Fr.	Slavonski Brod, Croatia/Klasicna Gimnazija
3	Sydni Harvey	G	5-10	Jr.	Nashville, Tenn./Brentwood Academy
4	Elisa Pinzan	PG	5-8	Jr.	Murano, Italy/Istituto Tecnico Algarotti Venezia
5	Elena Tsineke	G	5-8	So.	Thessaloniki, Greece/Hellenic College of Thessaloniki
11	Patience Williams	F/C	6-1	Fr.	Minneapolis, Minn./Benilde St. Margaret/Florida SouthWestern St.
12	Cristina Bermejo	W	6-1	So.	Sant Just Desvern, Spain/Ins Sant Just Desvern
13	Sara Guerreiro	G	5-8	Fr.	Seixal, Portugal/Escola Básica e Secundária Amélia Rey Colasso
20	Bethy Mununga	F	6-0	Sr.	Zellik, Belgium/Institut Sainte-Marie Jambes/NE Oklahoma A&M College
21	Shae Leverett	C	6-2	P-Bacc.	Rincon, Ga./South Effingham H.S.
22	Aerial Wilson	PG	5-10	So.	Dundas, Ontario, Canada/Memphis/The RISE Centre
24	Bella Weary	G	5-6	Fr.	Jacksonville, Fla./DME Academy
32	Dulcy Fankam Mendjiadeu	F	6-4	R-Sr.	Nkongsamba, Cameroon/Memphis/Walters State CC

**USF BASKETBALL STAFF**

Head Coach: Jose Fernandez (Florida International, '94) – 22nd Season at USF/22nd overall as head coach  
 Associate Head Coach: Michele Woods-Baxter (St. John Fisher, '87) – 14th season at USF  
 Assistant Head Coach: Danny Hughes (TCU, '90) – Fourth season at USF  
 Assistant Coach/Recruiting Coordinator: Yolisha Jackson (Jacksonville, '05) – Second season at USF  
 Director of Operations: Mercedes Jorge (Embry-Riddle, '17) – Second season at USF  
 Coordinator of Basketball Operations: Brandon Jajairam (USF '20) – First season at USF  
 Video Coordinator: Anthony Brammer (Old Dominion, '08) – Third season at USF  
 Strength and Conditioning: Irele Oderinde (WKU, '03) – Second season at USF  
 Certified Athletic Trainer: Erin Barbour (Tulsa '18) – First season at USF  
 Academic Advisor: Terrell Elliston (VCU '10) – First season at USF

**PRO-NUN-SEE-A-SHUN GUIDE**

Players		
Cristina Bermejo	Chris-Tina Bur-MAY-Hoe	Elena Tsineke Uh-LAY-Nuh CHIN-ECK-eh
Odeth Betancourt	Oh-death Bet-AN-Court	Aerial Wilson Air-E-Uhl
Dulcy Fankam Mendjiadeu	Dull-see Fan-come	
	Men-gee-ahh-due	<b>Staff</b>
Sara Guerreiro	Guh-RYE-row	Assistant Coach Yolisha Jackson YO-Lee-Shuh
Sydni Harvey	Sid-NEE	Strength Coach Irele Oderinde EAR-Lay
Mihaela Lazic	Me-HIGH-La Lah-ZICH	Oder-IN-Day
Shae Leverett	LEV-Rett	
Bethy Mununga	Betty MOO-Nun-Guh	
Elisa Pinzan	Uh-LEEZA PIN-Zahn	

USF BROADCAST NOTES



0

**ODETH BETANCOURT** (OH-DEATH)



	GP/S	PPG	RPG	APG	SPG	BPG	FG%	FT%
21-22	6/0	0.7	0.7	0.0	0.2	0.0	50.0	00.0
Career	6/0	0.7	0.7	0.0	0.2	0.0	50.0	00.0

**F | 6-2 | SO. | SAN CRISTOBAL, VENEZUELA**

- Scored in her first collegiate GP with 2 pts. vs. Syracuse (11/20) ... Named a NJCAA HM All-American at Panola College (Texas).
- Averaged 11.0 ppg., 12.4 rpg., 2.2 bpg. during '20-21 ... Rebounding average was 1st in Region XIV, 8th in NJCAA.
- Finished '20-21 tops in the region, 14th nationally in blocks ... Represented Venezuela 14 times internationally.



1

**MARIA ALVAREZ**



	GP/S	PPG	RPG	APG	SPG	BPG	FG%	FT%
21-22	27/2	5.6	1.8	1.4	0.3	0.1	31.1	69.0
Career	63/11	6.9	2.1	1.7	0.5	0.0	34.2	65.3

**G | 5-7 | SO. | MIAMI, FLA.**

- Named the 2021 AAC Co-Sixth POY ... 14 pts. vs. West Virginia (12/20), Houston (3/2) ... 10-plus pts. in 5 of last 16 GP.
- Career high 23 pts. vs. Houston (1/9/21) ... 18 pts. vs. No. 4 Baylor (12/1/21) ... 6 state titles at Miami Country Day.
- Born in Colombia ... Set a FIBA record with 10 3pt. FGM for Colombia vs. Belarus in 2019 FIBA U17 World Cup.



2

**MIHAELA LAZIC** (ME-HIGH-LA) (LAH-ZICH)



	GP/S	PPG	RPG	APG	SPG	BPG	FG%	FT%
21-22	14/0	1.2	0.4	0.6	0.0	0.0	40.0	40.0
Career	32/2	1.5	0.6	0.9	0.1	0.0	37.3	43.9

**PG | 5-6 | R-FR. | SLAVONSKI BROD, CROATIA**

- 1st career start vs. Tulsa (2/13/21) netted a career-high 10 pts. ... Had 7 pts., 4 asts. 1 rbd. vs. Stetson (12/15).
- Only 1 GP in '19-20 due to a back injury ... Played in the '17, '18 FIBA European Championships for Croatia.
- Avg. 7.9 ppg., 3.2 rpg., 1.8 apg. in 7 games with Croatia in the 2018 European Championships.



3

**SYDNI HARVEY** (SID-NEE)



	GP/S	PPG	RPG	APG	SPG	BPG	FG%	FT%
21-22	31/28	7.4	2.1	1.6	1.1	0.3	26.8	73.2
Career	108/91	10.5	2.3	1.9	0.8	0.1	31.9	79.5

**G | 5-10 | JR. | NASHVILLE, TENN.**

- 22 pts. vs. No. 9 Oregon (11/22) ... 15 pts. including GW 3-pt. FG with 2.8 seconds left vs. No. 7 Stanford (11/26).
- AAC Tourney MOP, All-AAC 3rd Team in '20-21 ... Career-high 28 pts. vs. Tulane (3/7/20), 25 pts. vs. Tulane (1/19/20), Temple (2/9/20).
- Played in the USA Basketball 3x3 National Championships in Aug. 2019, in Las Vegas, with the UConn squad.



4

**ELISA PINZAN** (UH-LEEZA) (PIN-ZAHN)



	GP/S	PPG	RPG	APG	SPG	BPG	FG%	FT%
20-21	31/31	9.0	3.4	5.4	1.1	0.0	36.8	79.7
Career	112/93	8.0	2.8	4.8	1.2	0.0	30.6	81.3

**PG | 5-8 | JR. | MURANO, ITALY**

- 1st in AAC, 20th D-II in asts. (168), 2nd in AAC, 23rd in D-II in apg. ... 11 pts., 55.6 FG% vs. No. 16 Tennessee (11/15) ... 11 pts., 6 asts vs. No. 7 Stanford (11/26).
- 500th ast. vs. Temple (2/9) ... Is 2nd all-time at USF in asts. (541) ... Career high 14 asts. vs. Houston (1/9/21) ... 15 pts. vs. UConn (2/16/20).
- 14 pts. at Baylor (11/19/19) ... AAC MIP, All-AAC 2nd Team in '20-21; Preseason All-AAC 2nd Team prior to the '21-22.



5

**ELENA TSINEKE** (UH-LAY-NUH) (CHIN-ECK-EH)



	GP/S	PPG	RPG	APG	SPG	BPG	FG%	FT%
21-22	31/30	14.1	3.5	2.3	0.7	0.2	38.5	83.7
Career	79/69	13.4	2.7	1.9	0.6	0.2	38.2	86.1

**G | 5-8 | SO. | THESSALONIKI, GREECE**

- Double figures in 58-of-79 GP, 37 of last 43 ... 30 pts. vs. Tulsa (1/19), 17 pts., 7 rbs., 4 asts. vs. No. 2 UConn (11/21).
- Battle 4 Atlantis All-Tourney Team ... 22 pts. vs. Jacksonville (12/29) ... 13 pts., 3 rbs. vs. No. 16 Tennessee (11/15) ... Career-high 31 pts. vs. Wichita St. (1/6/21).
- 1st Team All-AAC in '21-22, AMD Preseason Watch List in '21-22 ... AAC All-Tourney Team in '21-22.



11

**PATIENCE WILLIAMS**



	GP/S	PPG	RPG	APG	SPG	BPG	FG%	FT%
21-22	16/1	0.8	0.8	0.1	0.3	0.3	40.0	00.0
Career	16/1	0.8	0.8	0.1	0.3	0.3	40.0	00.0

**F/C | 6-1 | FR. | MINNEAPOLIS, MINN.**

- Was a 3rd Team NJCAA All-American, Region VIII Southern Conference POY after 1 year at Florida SouthWest State.
- A finalist for National Freshman of the Year, after avg. 13.1 ppg., 8.9 rpg., while shooting 56.0 FG%.
- Had 5 double-doubles, including 31 pts., 18 rbs. vs. Indian River State and a career-high 32 pts., 18 rbs. vs. Palm Beach State.



12

**CRISTINA BERMEJO** (BUR-MAY-HOE)



	GP/S	PPG	RPG	APG	SPG	BPG	FG%	FT%
21-22	29/0	0.8	1.0	0.4	0.1	0.2	22.2	66.7
Career	72/2	1.3	1.5	0.5	0.3	0.2	28.2	73.3

**W | 6-1 | FR. | SANT JUST DESVERN, SPAIN**

- Tied career-high with 10 pts. vs. Stetson (12/13/20) ... 10 pts., 5 rbs. vs. Idaho (12/15/19), 9 pts. vs. SMU (2/29/19) ... Career-high 9 rbs. vs. Tulsa (1/19).
- 1st career GS at Memphis (2/22/19) had a career-high tying 5 rbs., 5 ast. ... Mother and father played pro in Spain.
- Her sister Neus, currently an international model, played for the Spanish Senior National Team and pro in Spain.



13

**SARA GUERREIRO** (GUH-RYE-row)



	GP/S	PPG	RPG	APG	SPG	BPG	FG%	FT%
21-22	26/3	1.2	0.8	0.3	0.2	0.0	29.5	100.0
Career	35/3	1.2	0.8	0.3	0.2	0.0	29.5	60.0

**G | 5-8 | FR. | SEIXAL, PORTUGAL**

- Hit her 1st career 3-pt FG at VCU (12/12) ... 4 pts. vs. Alabama State (11/11); 6 pts. in collegiate debut vs. Jacksonville (11/28/20).
- Played for Quinta dos Lombos, in Lisbon ... Split time with Portugal's U20 national team in 2019, Avg. 8.0 ppg., 1.7 rpg. and 1.5 apg.
- Was named First Team of the National Final Four in Portugal in 2019, equivalent of the Final Four in America.



20


**BETHY MUNUNGA** (BETTY) (MOO-NUN-GUH)



	GP/S	PPG	RPG	APG	SPG	BPG	FG%	FT%
21-22	32/31	10.7	11.6	2.0	1.5	1.1	45.3	75.5
Career	84/81	9.9	11.4	1.5	1.3	1.0	46.6	72.6

**F | 6-0 | SR. | ZELLIK, BELGIUM**

- 1st in AAC, 6th D-II in ppg.; 1st in AAC, 6th D-II in TR (370) ... 33 double-doubles in 84 GP; 55 GP with 10+ rbs. ... Career-high 23 rbs. vs. No. 7 Stanford (11/26).
- Career-high 26 pts., 12 rbs. at Tulane (1/12) ... 23 pts., 21 rbs. vs. ECU (1/2/21) ... AAC Tour. rec. 49 rbs. in '21 ... 959 career rbs., 322 OR in 84 GP.
- AAC All-Tour., 2nd Team All-AAC in '21-22 ... AAC All-Tour. Team, All-AAC 1st Team in '20-21 ... Born in Dem. Rep. of the Congo, raised in Belgium.



21


**SHAE LEVERETT**



	GP/S	PPG	RPG	APG	SPG	BPG	FG%	FT%
21-22	32/11	2.0	3.5	0.2	0.6	0.7	53.2	42.4
Career	148/69	4.4	5.3	0.4	0.6	0.8	58.7	53.6

**C | 6-2 | POST-BACC. | RINCON, GEORGIA**

- 11 rbs., 3 BS vs. UCF (2/13) ... 10 pts., 4-5 FG vs. Houston (3/9) in AAC semis ... Career-high 20 pts., 18 rbs. at Wichita St. (2/23/19).
- 3rd on the team in rpg. in '19-20 ... Season-high 14 rbs. vs. Houston (1/29/19), 13 rbs., 12 pts. vs. Saint Francis (Pa.) (11/24/19).
- 8 rbs. at Baylor (11/19/19) ... Grabbed 750th career rbd. vs. Temple (2/9), 788 career rbs., 362 OR, 700th vs. UConn (11/21).



22


**AERIAL WILSON** (AIR-E-UHL)



	GP/S	PPG	RPG	APG	SPG	BPG	FG%	FT%
21-22	23/2	0.8	0.4	0.6	0.3	0.0	29.2	00.0
Career	73/51	3.0	1.8	2.7	0.8	0.1	29.7	64.6

**PG | 5-10 | SO. | DUNDAS, ONTARIO, CANADA**

- Transferred from AAC foe Memphis with teammate Dulcy Fankam Mendjiadeu after 2 years with the Tigers.
- Played in 50 games with 49 starts at Memphis ... Avg. 4.0 ppg., 3.7 apg., and 1.0 spg. at Memphis.
- Started all 19 games in '20-21 ... Was 2nd in the AAC in apg., behind current teammate Elisa Pinzan, and 9th in D-I.



24

**BELLA WEARY**



	GP/S	PPG	RPG	APG	SPG	BPG	FG%	FT%
21-22	8/0	0.4	0.4	0.1	0.0	0.0	20.0	00.0
Career	8/0	0.4	0.4	0.1	0.0	0.0	20.0	00.0

**G | 5-6 | FR. | JACKSONVILLE, FLA.**

- Had a standout scholastic career at Bartram Trail HS, reaching 1,000 pts. (1,038) by the end of her soph. year.
- Finished high school at DME Academy, avg. 17.0 ppg., 4.0 apg., 3.0 rpg., and 3.0 spg.
- Her father, Fred, was an All-America football player at Florida, winning the 1996 National Championship ... 5 years in the NFL.



32

**DULCY FANKAM MENDJIADEU** (DULL-See) (FAN-Come) (MEN-GEE-AHH-DUE)



	GP/S	PPG	RPG	APG	SPG	BPG	FG%	FT%
21-22	32/21	10.5	7.1	0.4	0.9	0.8	46.5	67.0
Career	82/70	12.0	8.5	0.6	1.1	1.0	47.6	65.3

**C | 6-4 | R-SR. | NKONGSAMBA, CAMEROON**

- Transfer from Memphis ... 32 career double-doubles in 82 GP ... 12.6 ppg (264) in GS ... Career-high tying 23 pts. at Tulane (11/12).
- 17 pts, 7 rbs., 3 blks vs. No. 9 Oregon (11/22) ... 2nd Team All-AAC in '21-22 ... 2nd Team All-AAC in '20-21 ... Career-high 23 pts. vs. Liberty (12/6/20).
- 7th in '20-21 in the AAC in ppg. (14.1), 2nd in rpg. (10.6) ... Only player in the AAC to average a double-double (10) in '20-21.

**HEAD COACH JOSE FERNANDEZ | 416-284 CAREER RECORD (22ND SEASON) | 2018 & 2021 AAC COACH OF THE YEAR**



Named the 2018 and 2021 American Athletic Conference Coach of the Year, head coach Jose Fernandez has been laying the groundwork brick by brick for 21 seasons for the Bulls to grow into a perennial Top 25 program. Under his guidance, USF has trans-

formed from a program with only five winning seasons to a staple in the NCAA Tournament.

A coach known for his recruiting connections and incredible work ethic; Fernandez has created a culture of excellence at USF.

Fernandez has watched his team reach new milestones, including six 20-win seasons in the last nine years, dating back to the 2012-13 season. The Bulls have reached the NCAA Tournament seven times, including six trips in their last nine seasons, and postseason play in 16 of the last 18 seasons. Fernandez led the Bulls to the NCAA Tournament for the fourth time in as many years in 2018 as the senior class became the first in program history to reach four NCAA Tournaments. The Bulls also reached their ninth Women's National Invitation Tournament (WNIT) in 2019, despite numerous season-ending injuries to key players, and advanced to the second round of the event.

Officially named head coach on Nov. 14, 2000 – just seven months after arriving at USF as an assistant coach – Fernandez has led the Bulls in an amazing turnaround under his tenure. In addition to the program's seven trips to the NCAA Tournament, Fernandez has also guided USF to nine WNIT appearances, which includes the 2009 WNIT title and a semifinal appearance in 2014. The Bulls have also advanced to the American Athletic Conference (AAC) Tournament championship game in five of the past seven seasons and have made at least the semifinal round during every season in the AAC.

During the 2020-21 campaign, the Green and Gold made program history winning its first American Athletic Conference regular-season championship and followed that up with The American Tournament title in Fort Worth, Texas. During their tournament run, the Bulls defeated Wichita State, 48-44, Tulane, 51-47, and rival UCF, 64-54, the same Knights team that USF beat, 65-52, to win the regular-season crown on March 2 in the Yuengling Center.

Fernandez also knows how to get the most out of his talent with Maria Jespersen earning Associated Press All-America honorable mention honors in 2018. USF has had two players earn AP All-America honorable mention honors, Jespersen and Courtney Williams, in 2016, and Fernandez has coached them both.

Playing for Fernandez could also lead to the pros, as was the case for five players in program history to be drafted by WNBA teams. Kitija Laksa became the third player in program history to be selected in the first round in 2020, going 11th overall to the Seattle Storm. Other Bulls select-

ed in the WNBA Draft, under Fernandez, include Courtney Williams, who went eighth overall to the Phoenix Mercury in 2016, Inga Orekhova, who was chosen 18th overall by the Atlanta Dream in 2014; Andrea Smith, who was chosen 35th by the Connecticut Sun in 2013 and Jessica Dickson, who was chosen 21st in the 2007 WNBA Draft by the Sacramento Monarchs.

USF made its first-ever NCAA Tournament during the 2005-06 season. Fernandez also led USF to its first-ever NCAA Tournament victory with a 71-70 win over Texas Tech in 2013. The Bulls, and Fernandez, made history again in 2015, when they hosted USF's first-ever NCAA Tournament basketball game at the Yuengling Center. The Bulls defeated LSU in the first round, in front of a hometown crowd of over 5,000 fans. In his third NCAA Tournament in four years, Fernandez took the Bulls back to the second round, defeating No. 22 Colorado State 48-45 in Los Angeles, Calif. USF returned to the tournament in 2017, but the Bulls lost at the buzzer to Missouri.

The Miami native has had 16 seasons with a .500 record or better leading USF. In the 22 years prior to his arrival, the Bulls recorded just three winning seasons, all 14-13 slates. Fernandez has guided USF to nine seasons with 20-plus wins, including a 26-8 record during the 2017-18 campaign that marked the fourth straight season with 24 or more wins. He posted his 300th career win at USF during the 2016-17 season and has compiled a record of 392-276 in 21 seasons leading the Bulls' program, including 13 or more wins in The American in five of the eight seasons in the conference. The Bulls have posted 13 wins over Top 25 ranked teams, including a 67-63 overtime win over No. 6 Mississippi State in the Yuengling Center in 2020. The Bulldogs were the highest ranked team that USF has ever defeated.

Fernandez believes to be the best; you have to play the best. Since arriving at USF, Fernandez and his staff have worked to schedule the toughest teams in women's basketball. The Bulls have sought after perennial powers like Baylor, Mississippi State, DePaul, Florida, Florida State, Georgia, Louisville, Notre Dame, LSU, Miami, Michigan State, Nebraska, Ohio State, Oklahoma, UNLV, Texas and Wake Forest, to name a few. USF has boasted some of the toughest strength of schedules in the country.

Fernandez got his start in coaching while working on his associate degree at Miami-Dade CC Kendall - where he earned his degree in 1991. Fernandez served as a student assistant coach for the men's basketball team and was immediately thrown into the fray with on-floor coaching, scouting, and most importantly, overseeing recruiting correspondence and getting his name out in front of coaches around the state.

It was at Miami-Dade that Fernandez met Cesar Odio, who not only saw his tremendous potential and hired him as a student assistant, but then promoted him to a full-time assistant coach upon his graduation in 1991. He would stay at Miami-Dade for one season (1991-92) before becoming the assistant boys' basketball coach at Miami's Sunset High School (1992-94).

Following his two seasons at Sunset, Fernandez and Odio would renew acquaintances when Odio was tabbed head men's basketball coach at Barry University in Miami Shores, Fla. (1994-96). Fernandez came along as Odio's top assistant and immediately established himself as a coach who had a sharp eye for talent and potential. During his two-year stay at Barry, Fernandez helped the Buccaneers to consecutive winning seasons, after the program only had two in the first 10 years, and a combined 34-21 record.

Fernandez entered the world of girls' basketball in 1996, when he secured his first head coaching job at Miami's Lourdes Academy. During his three seasons at Lourdes, Fernandez led the Bobcats to a stellar 83-16 (.838) record and a trip to the state 5A championship game in 1998 where they finished as the runner-up. In addition to his coaching responsibilities at Lourdes, Fernandez established valuable roots among Florida and high school coaches from around the nation as director and founder of the successful Miami Suns AAU program.

**THE FERNANDEZ FILE**

Born	Nov. 18, 1971
Hometown	Miami, Fla.
College	FIU, 1994
	B.S. in Physical Ed.
Wife	Tonya
Children	Sydney, Alex, Taylor Brianna and Brooke

**AAC REGULAR SEASON CHAMPIONS (1)**  
2021

**AAC TOURNAMENT CHAMPIONS (1)**  
2021

**NCAA APPEARANCES (7)**  
2006, 2013, 2015, 2016, 2017, 2018, 2021

**WNIT APPEARANCES (9)**  
2004, 2005, 2007, 2008, 2009, 2010, 2012, 2014, 2019

**WNIT FINAL FOUR (2)**  
2009, 2014

**WNIT CHAMPIONSHIP (1)**  
2009

**COACHING CAREER**

1989-91	Miami-Dade CC Kendall, Student Asst.
1991-92	Miami-Dade CC Kendall, Asst. Coach
1992-94	Sunset High School, Asst. Boy's Coach
1994-96	Barry University, Asst. Men's Coach
1996-99	Lourdes Academy (Miami), Head Coach
1996-99	Miami Suns AAU, Head Coach
1999-2000	Barry University, Asst. Coach
2000-present	USF, Head Coach

Fernandez broke into collegiate women's basketball when he returned to Barry for his second of two tours of duty at the school. In his second stint, he served one year (1999-00) as the top assistant coach for the Buccaneers. Although it was just one season, Fernandez helped Barry record the second-most wins in the program's history as the Buccaneers posted a 22-8 record and the program's second-best slate ever in the Sunshine State Conference at 10-4. The

team's 22 wins that season is still just one of three 20-wins campaigns for Barry since the women's basketball team started competing during the 1988-89 season.

After graduating from Miami-Dade Kendall, Fernandez earned his bachelor's degree in physical education in 1994 from Florida International University. Along with his coaching duties at the beginning of his professional career,

Fernandez also taught physical education at Miami's Coral Reef Senior High School, Southwest Senior High School and Hialeah Middle School.

Fernandez and his wife, Tonya, live in Tampa with their daughters, Sydnie, Alex, Taylor, Brianna and Brooke.

**JOSE FERNANDEZ YEAR-BY-YEAR**

Year	School	Overall	Conf.	Postseason
2000-01	USF	4-24	1-15	-
2001-02	USF	14-13	4-10	-
2002-03	USF	7-20	2-12	-
2003-04	USF	14-15	7-7	WNIT First Round
2004-05	USF	21-11	9-5	WNIT Second Round
2005-06	USF	19-12	9-7	NCAA First Round
2006-07	USF	21-12	9-7	WNIT Second Round
2007-08	USF	16-16	5-11	WNIT First Round
2008-09	USF	27-10	8-8	WNIT Champions
2009-10	USF	15-16	6-10	WNIT First Round
2010-11	USF	12-19	3-13	-
2011-12	USF	19-16	8-8	WNIT Third Round
2012-13	USF	22-11	9-7	NCAA Second Round
2013-14	USF	23-13	13-5	WNIT Semifinals
2014-15	USF	27-8	15-3	NCAA Second Round
2015-16	USF	24-10	14-4	NCAA Second Round
2016-17	USF	24-9	11-5	NCAA First Round
2017-18	USF	26-8	13-3	NCAA First Round
2018-19	USF	19-16	7-9	WNIT Second Round
2019-20	USF	19-12	10-6	No postseason due to COVID
2020-21	USF	19-4	13-2	NCAA Second Round
2021-22	USF	24-8	12-3	NCAA First Round
Totals	22nd Season	416-284	187-160	



**JOSE FERNANDEZ HEAD COACHING BREAKDOWN**

Year	Overall	Home	Road	Neutral	Conf.	Postseason
2000-01	4-24	4-13	0-11	0-0	1-15	-
2001-02	14-13	9-6	5-7	0-0	4-10	-
2002-03	7-20	7-8	0-12	0-0	2-12	-
2003-04	14-15	9-6	5-8	0-1	7-7	0-2 (C-USA, WNIT)
2004-05	21-11	13-2	7-8	1-1	9-5	2-2 (C-USA, WNIT)
2005-06	19-12	12-3	5-7	2-2	9-7	0-2 (BIG EAST, NCAA)
2006-07	21-12	15-3	4-8	2-1	9-7	2-2 (BIG EAST, WNIT)
2007-08	16-16	11-7	3-8	2-1	5-11	1-2 (BIG EAST, WNIT)
2008-09	27-10	16-6	9-3	2-1	8-8	6-1 (BIG EAST, WNIT)
2009-10	15-16	9-8	5-7	1-1	6-10	0-2 (BIG EAST, WNIT)
2010-11	12-19	8-7	2-10	2-2	3-13	-
2011-12	19-16	11-3	4-7	4-6	8-8	3-2 (BIG EAST, WNIT)
2012-13	22-11	11-5	9-3	2-3	9-7	2-2 (BIG EAST, NCAA)
2013-14	23-13	13-8	9-5	1-0	13-5	5-2 (AAC, WNIT)
2014-15	27-8	13-3	9-3	5-2	15-3	3-2 (AAC, NCAA)
2015-16	24-10	15-1	6-6	3-3	14-4	3-2 (AAC, NCAA)
2016-17	24-9	10-4	8-2	6-3	11-5	2-2 (AAC, NCAA)
2017-18	26-8	13-1	8-3	5-4	13-3	2-2 (AAC, NCAA)
2018-19	19-16	11-5	5-6	3-5	7-9	3-2 (AAC, WNIT)
2019-20	19-13	14-2	4-6	1-5	10-6*	1-1 (AAC)
2020-21	19-3	10-1	5-2	4-0	13-2	3-1 (AAC, NCAA)
2021-21	24-8	10-2	8-3	6-3	12-3	2-1 (AAC)



TALE OF THE TAPE

THE MIAMI (FLA.) SERIES

Series Record	Miami leads series, 27-11
USF at home	Miami leads, 12-7
USF at Miami	Miami leads, 14-4
USF at neutral site	Miami leads, 1-0
First meeting	Feb. 14, 1976 (W, 78-52)
Last meeting	Nov. 24, 2011 (L, 92-72)
Last USF win	Nov. 27, 2001 (76-68)
Last Miami win	Nov. 24, 2011 (92-72)
Current streak	Miami, three wins

STATISTICAL COMPARISON

USF		UM
24-8	Overall	20-12
38.1	Field Goal%	39.8
29.6	3-Pt. Field Goal%	30.2
72.2	Free Throw%	68.9
36.1	Oppt. Field Goal%	38.0
28.1	Oppt. 3-Pt. Field Goal%	29.6
68.2	Oppt. Free Throw%	70.8
40.4	Rebounding Avg.	36.4
+7.4	Rebounding Margin	+1.2
14.2	Assists/Gm.	13.3
14.6	Turnovers/Gm.	16.8
3.4	Blocks/Gm.	3.3
6.7	Steals/Gm.	9.2
60.7	Points/Gm.	61.2
53.8	Points Allowed/Gm.	58.4

USF CAREER STATS VS. MIAMI

No.	Name	G	Ppg	Rpg	Appg
0	Betancourt	0	0.0	0.0	0.0
1	Alvarez	0	0.0	0.0	0.0
2	Lazic	0	0.0	0.0	0.0
3	Harvey	0	0.0	0.0	0.0
4	Pinzan	0	0.0	0.0	0.0
5	Tsineke	0	0.0	0.0	0.0
11	Williams	0	0.0	0.0	0.0
12	Bermejo	0	0.0	0.0	0.0
13	Guerreiro	0	0.0	0.0	0.0
20	Mununga	0	0.0	0.0	0.0
21	Leverett	0	0.0	0.0	0.0
22	Wilson	0	0.0	0.0	0.0
24	Weary	0	0.0	0.0	0.0
32	Fankam Mendjiadeu	0	0.0	0.0	0.0

BULLS' CAREER STARTS & GAMES PLAYED

No.	Name	18-19	19-20	20-21	21-22	Tot	GP
0	Betancourt	-	-	-	-	-	6
1	Alvarez	-	8	1	2	11	63
2	Lazic	-	0	2	-	2	32
3	Harvey	24	16	23	27	90	107
4	Pinzan	15	24	23	31	93	112
5	Tsineke	-	22	17	30	67	79
11	Williams	-	-	-	1	1	16
12	Bermejo	-	1	1	-	2	72
13	Guerreiro	-	-	9	3	3	35
20	Mununga	-	27	23	31	81	84
21	Leverett^	24	12	22	11	69	148
22	Wilson	-	30*	19*	2	51	74
24	Weary	-	-	-	-	-	8
32	F. Mendjiadeu	-	31*	18*	21	70	81

\* Starts occurred while at Memphis | ^ Had no starts during 17-18 in 27 GP

2022 NCAA WBB TOURNAMENT | POSS. 2ND RD. OPPTS. | COLUMBIA, S.C.



(1) No. 1/1 S. CAROLINA  
**GAMECOCKS**  
29-2

VS.

(16) HOWARD  
**BISON**  
20-9



Last Game \_\_\_\_\_ March 6 vs. Kentucky (L, 64-62)  
Next Game \_\_\_\_\_ March 20 vs. Opponent TBA (if nec.)  
Series \_\_\_\_\_ 0-0  
Head Coach \_\_\_\_\_ Dawn Staley  
Alma Mater \_\_\_\_\_ Virginia, 1992  
Career Record \_\_\_\_\_ 532-185 (22nd season)  
at South Carolina \_\_\_\_\_ 360-105 (14th season)

Last Game \_\_\_\_\_ March 12 vs. Norfolk State (W, 61-44)  
Next Game \_\_\_\_\_ March 20 vs. Opponent TBA (if nec.)  
Series \_\_\_\_\_ USF leads series, 1-0  
Head Coach \_\_\_\_\_ Ty Grace  
Alma Mater \_\_\_\_\_ New Haven, 1999  
Career Record \_\_\_\_\_ 158-127 (11th season)  
at Howard \_\_\_\_\_ 104-96 (Seventh season)



(16) INCARNATE WORD  
**CARDINALS**  
13-16



Last Game \_\_\_\_\_ March 13 vs. SE Louisiana (W, 56-52 ot)  
Next Game \_\_\_\_\_ March 20 vs. Opponent TBA (if nec.)  
Series \_\_\_\_\_ 0-0  
Head Coach \_\_\_\_\_ Jeff Dow  
Alma Mater \_\_\_\_\_ Oregon, 1988  
Career Record \_\_\_\_\_ 298-249 (19th season)  
at UIW \_\_\_\_\_ 33-40 (Third season)

UP NEXT FOR USF

■ The winner of the game between ninth-seeded South Florida and eighth-seeded Miami on Friday will face the winner of the game between top-seeded, and No. 1 ranked South Carolina and the winner of the First Four game between 16-seeds Howard and Incarnate Word on Sunday at a time TBA ... The second round winner will advance to the Sweet 16 in Greensboro, N.C., March 25.

A QUICK LOOK AT THE BULLS

■ The Bulls lead, or are in the top five, in the American Athletic Conference in several statistical categories entering the NCAA Tournament.

■ South Florida has won seven of its last eight games and is 12-3 in its last 15 games.

Assist/Turnover Ratio \_\_\_\_\_ 4th (0.97)  
Assists \_\_\_\_\_ 2nd (454)  
Assists Per Game \_\_\_\_\_ 5th (14.2)  
FG Percentage Defense \_\_\_\_\_ 2nd (36.1)

USF WOMEN'S BASKETBALL CELEBRATES 50 YEARS



USF women's basketball is celebrating its 50th anniversary season. Throughout the season, the Bulls will salute the program's legacy with tributes to their 16 postseason teams - including - seven NCAA Tournament teams, and 67 all-conference players, along with special game promotions. On Nov. 11, South Florida honored its fourth player, raising USF great, and WNBA All-Star, Courtney Williams' jersey into the rafters, two nights prior to being inducted into the USF Athletics Hall of Fame.

USF WEEKLY MEDIA PLANNER

MON. 14	TUE. 15	WED. 16	THURS. 17	FRI. 18	SAT. 19	SUN. 20
Practice, 12:30-3 p.m.	Practice, 12-2:30 p.m.	Depart for Columbia, S.C.	Practice, 1-3 p.m.	vs. Miami (Fla.), 11:30 a.m.	Practice, 1-3 p.m.	vs. S. Carolina/Howard/Incarnate Word, TBA
		Practice, 1-3 p.m.				

Free Throw Attempts _____	4th (518)
Free Throws Made _____	3rd (374)
Free-Throw Percentage _____	4th (72.2)
Offensive Rebounds Per Game _____	4th (14.3)
Rebounding Margin _____	1st (7.4)
Rebounds _____	1st (1,294)
Rebounds Per Game _____	3rd (40.4)
Scoring Defense _____	2nd (53.8)
Scoring Margin _____	2nd (6.9)
3-Point FG Percentage Defense _____	1st (28.1)
3-Pt FG Attempted _____	4th (582)
3-Point FG Made _____	4th (172)
3-Point FG Per Game _____	4th (5.4)
Won-loss Percentage _____	2nd (75.0)

**LAST TIME OUT**

■ Elena Tsineke scored 14 points and Shae Leverett added 10 points but that wasn't enough to carry South Florida as the Bulls fell to Central Florida, 53-45, in the championship game of the 2022 Air Force Reserve American Athletic Conference Tournament on March 10 in Fort Worth, Texas.

■ In addition to Tsineke and Leverett netting double figures in the scoring column, Bethy Mununga grabbed a game-high 11 rebounds for the Green and Gold ... Elisa Pinzan had nine points in the loss.

■ The Bulls, who were looking for their second-straight conference tournament title, led by as many as six points in the second quarter, 21-15, on a rebound put back by Leverett with just under seven minutes left in the half ... South Florida eventually took a slight 26-24 lead into the locker room at the break.

■ After playing the third quarter where neither team held more than a three-point advantage, Central Florida outscored the Bulls, 16-6 in the final 10 minutes of play ... The Knights took the lead for good, 41-40, with just over five minutes left, then extended the lead to as many as nine points with just over a minute left in the game.

■ Tsineke had six points through the first half and eight points through 30 minutes, however, Central Florida kept her scoreless in the final stanza.

■ For their efforts during the three games of the AAC Tournament, Tsineke and Mununga were named to the All-Tournament Team.

**20, YET AGAIN**

■ South Florida's 47-46 win at Wichita State on Feb. 24 marked the Bulls' 20th win of the season, the 10th time in program history that they accomplished the feat, all coming under head coach Jose Fernandez, and the first time since the 2017-18 campaign when they went 26-8.

■ From the 2012-13 season through 2017-18, the Bulls posted six consecutive 20-win seasons, posting no fewer than 22 wins (22-11) with that coming during the 2012-13 campaign ... USF also tied its program record of 27 wins during that stretch (27-8) with that coming during the 2014-15 season.

■ The Green and Gold have had five near misses logging five 19-win campaigns, which included the last three seasons.

**USF's All-Time 20-Win Seasons**

2004-05 _____	21-11
2006-07 _____	21-12
2008-09 _____	27-10
2012-13 _____	21-11
2013-14 _____	23-13
2014-15 _____	27-8
2015-16 _____	24-10
2016-17 _____	24-9
2017-18 _____	26-8
2021-22 _____	24-7

**SUCCESS AGAINST THE NATION'S ELITE**

■ South Florida has faced a Who's Who of the women's college basketball world during its non-conference schedule this season ... The Bulls have faced No. 16/12 Tennessee, No. 2/2, No. 9/9 Oregon and No. 2/2 Stanford ... South Florida went 2-2 against the four programs with wins over Oregon (71-62) and Stanford (57-54).

■ The Bulls fell to Tennessee (52-49) and UConn (60-53) by a combined total of just 10 points.

**USF'S RECORD WHEN ...**

Leading at halftime	18-3
Trailing at halftime	4-4
Tied at halftime	2-1
Overtime	1-0
USF shoots 50% or better from field	2-0
USF shoots 40-49% from field	8-0
USF shoots under 40% from field	12-8
Opp. shoots 50% or better from field	0-0
Opp. shoots 40-49% from field	2-5
Opp. shoots under 40% from field	22-3
USF outrebounds opponent	20-3
Opp. outrebounds USF	3-5
Tied in rebounds	1-0
USF records 10 or more steals	6-0
USF records 15 or more assists	14-2
USF commits less than 15 turnovers	11-5
USF commits 15 or more turnovers	14-3
USF commits less turnovers than opp.	10-3
USF commits more turnovers than opp.	13-5
USF shoots 70% or better from the line	17-4
USF shoots under 70% from the line	7-4
USF scores 59 points or less	6-8
USF scores between 60-69 points	10-0
USF scores between 70-79 points	8-0
USF scores between 80-89 points	0-0
USF scores between 90-99 points	0-0
USF scores more than 100 points	0-0
Two or less Bulls score in double figures	6-5
Three Bulls score in double figures	14-2
Four or more Bulls score in double figures	4-1
USF plays at Yuengling Center	10-2
USF plays on the road	8-3
USF plays at a neutral site	6-3
Playing in November	5-2
Playing in December	5-2
Playing in January	6-1
Playing in February	5-2
Playing in March	3-1
Playing on Saturday	2-0
Playing on Sunday	3-4
Playing on Monday	2-1
Playing on Tuesday	3-1
Playing on Wednesday	10-0
Playing on Thursday	2-2
Playing on Friday	2-0
Playing during the afternoon	10-5
Playing during the evening	14-3
Games decided by three points or less	3-1
Games decided by four to 10 points	11-4
Games decided by 11-20 points	6-2
Games decided by more than 20 points	4-1

**SCORING MARGINS**

**Points: Margin of victory**

1	2	3	4	5	6	7	8	9	10+
1	-	2	1	-	1	2	3	3	10

**Points: Margin of defeat**

1	2	3	4	5	6	7	8	9	10+
-	-	1	-	1	-	1	2	-	3

**2021-22 USF STARTING LINEUPS**

Guard/Wing	Guard	Guard	Forward	Forward	W-L
Tsineke	Pinzan	Harvey	Mununga	Leverett	6-4
Wilson	Pinzan	Harvey	Mununga	Leverett	1-0
Tsineke	Pinzan	Harvey	Mununga	Fankam Mendjiadeu	13-3
Guerreiro	Pinzan	Harvey	Williams	Fankam Mendjiadeu	1-0
Tsineke	Pinzan	Wilson	Mununga	Fankam Mendjiadeu	1-0
Tsineke	Pinzan	Guerreiro	Mununga	Fankam Mendjiadeu	1-0
Tsineke	Alvarez	Guerreiro	Mununga	Fankam Mendjiadeu	1-0
Tsineke	Pinzan	Alvarez	Mununga	Fankam Mendjiadeu	0-1

**A LOOK AT THE AMERICAN**

**AMERICAN ATHLETIC CONFERENCE STANDINGS (THRU 3/10)**

	AAC	Pct.	Over.	Pct.
Central Florida	14-1	.933	25-3	.893
South Florida	12-3	.800	24-8	.750
Tulane	11-5	.688	20-9	.690
Temple	8-8	.500	13-15	.464
SMU	7-7	.500	14-14	.500
Houston	7-9	.438	16-15	.516
Memphis	6-9	.400	16-12	.571
Tulsa	5-8	.385	16-10	.615
Wichita State	5-11	.312	14-16	.467
East Carolina	4-11	.267	11-18	.379
Cincinnati	4-11	.267	11-17	.393

**PRESEASON POLL**

1. South Florida (10)	7. East Carolina
2. Central Florida (1)	8. Wichita State
3. Houston	9. Tulsa
4. Tulane	10. SMU
5. Temple	11. Memphis
6. Cincinnati	

**AMERICAN ATHLETIC CONFERENCE SCHEDULE**

**NCAA Tournament**

**March 18**

No. 8 Miami (Fla.) vs. No. 9 USF	11:30 a.m.
No. 7 Central Florida vs. 10 Florida	3:30 p.m.

**WNIT**

**March 17**

Houston at Louisiana Tech	7 p.m.
Jacksonville State at Tulane	7:30 p.m.
Tennessee Tech at SMU	8 p.m.
Tulsa at North Texas	8 p.m.



■ Three of the four schools are top-four seeds in this year's NCAA Tournament; Stanford No. 1, UConn No. 2 and Tennessee, No. 4 ... Oregon is slotted as a five seed.

**MUNUNGA NAMED ONE OF 10 KATRINA MCCLAIN AWARD FINALISTS**

■ Bethy Mununga has been named one of 10 finalists for the prestigious Katrina McClain Award given by the Naismith Memorial Basketball Hall of Fame and the Women's Basketball Coaches Association ... Mununga is the lone representative of the American Athletic Conference.

■ Mununga is having another banner season for the Bulls and is one of the most dominating rebounders in women's basketball ... She is currently second on the team in scoring, averaging 10.7 points

**MISCELLANEOUS USF STATISTICS**

**Double Figure Scorers**

Elena Tsineke	24
Dulcy Fankam Mendjiadeu	15
Bethy Mununga	15
Elisa Pinzan	12
Sydni Harvey	7
Maria Alvarez	6
Shae Leverett	3

**Double-Doubles**

Bethy Mununga	13
Dulcy Fankam Mendjiadeu	6
Elisa Pinzan	3

**Games Leading (Sharing) Scoring Honors**

Elena Tsineke	13 (2)
Elisa Pinzan	5 (1)
Dulcy Fankam Mendjiadeu	4 (2)
Sydni Harvey	3 (1)
Bethy Mununga	3 (2)
Maria Alvarez	(1)

**Games Leading (Sharing) Rebounding Honors**

Bethy Mununga	18 (5)
Dulcy Fankam Mendjiadeu	7 (2)
Shae Leverett	1 (3)



per game, and is grabbing 11.6 rebounds per outing which are tops in The American and eighth in the nation ... Her 370 total rebounds on the year lead the conference and are sixth in the nation entering the NCAA Tournament.

■ Mununga has recorded 21 double-figure rebounding games this season and logged 13 double-doubles, including 11 in her last 18 outings.

■ Mununga had back-to-back 20-rebound efforts which included a career-high 23 rebounds against Stanford – and fellow McClain Award finalist Cameron Brink – in the Bulls' 57-54 win over No. 7-ranked and the defending national champion Cardinal.

**USF'S LARGEST IN 2021-22**

Lead	42 vs. Alabama State (63-21)
Deficit	23 at Central Florida (55-32)
Margin of victory	35 vs. Alabama State (72-35)
Margin of defeat	21 vs. Central Florida (54-33)
Halftime lead	33 vs. Houston (49-16)
Halftime deficit	15 at Central Florida (55-32)
Deficit in win	16 at VCU (42-26)
Halftime deficit in win	4 at SMU (34-30)
Lead in loss	9 at Tennessee (27-18)
Halftime lead in loss	7 at Tennessee (27-20)

**USF: HOME, ROAD & NEUTRAL**

Category	Home	Road	Neutral
Record	10-2	8-3	6-3
Field Goal%	39.7	36.9	37.4
3-Pt. Field Goal%	27.6	26.3	36.2
Free Throw%	69.8	70.8	77.5
Oppt. Field Goal%	35.0	34.8	39.2
Oppt. 3-Pt. Field Goal%	26.6	23.8	34.0
Oppt. Free Throw%	69.1	67.7	67.2
Rebounding Avg.	39.9	42.1	39.0
Rebounding Margin	+5.2	+9.0	+7.7
Assists/Gm.	15.5	12.6	14.2
Turnovers/Gm.	13.8	15.7	13.8
Blocks/Gm.	4.5	2.9	2.9
Steals/Gm.	6.2	6.1	8.0
Points/Gm.	62.6	57.9	61.6
Points Allowed/Gm.	53.1	52.9	55.7

■ In addition to Brink of Stanford, Mununga has faced one other McClain Award finalist, going head-to-head with Alexis Dye of Tennessee ... Mununga grabbed 13 rebounds and had six points against Lady Vols while holding Dye to just six points and seven rebounds.

**TSINEKE NAMED TO PRESEASON ANN MEYERS-DRYSDALE AWARD WATCH LIST**

■ Elena Tsineke was been chosen as one of 20 watch list candidates for the 2022 Ann Meyers-Drysdale Award ... The award is given by the Naismith Memorial Basketball Hall of Fame and the WBCA to the player recognized as the top shooting guard in women's NCAA Division I college basketball.

■ Tsineke is the Bulls' top returning scorer and established herself as one of the premier players in The American and one of the top young shooting guards in the nation ... She was named to The American All-Conference First Team at the conclusion of the 2020-21 campaign after averaging a team-high 13.6 points per game – good enough for eighth in the conference – 2.2 rebounds per game, and 1.8 assists per outing ... She was also selected to the AAC All-Tournament Team, averaging 13.3 points per contest in the three games.

**DUO NAMED AAC ALL-TOURNEY**

■ Elena Tsineke and Bethy Mununga were named to the 2022 American Athletic Conference All-Tournament Team following their three games in Fort Worth, March 8-10.

■ Tsineke averaged 15.7 points per game and 6.7 rebounds per outing from her backcourt position... She had 22 points in the Bulls' quarterfinal opener against Memphis in a 63-53 win, then followed that up with an 11-point, seven-rebound night against Houston (W, 58-50) in the semifinals on March 9 ... She closed the three days with a 14-point, seven-rebound effort against Central Florida (L, 53-45) in the championship game on March 10.

■ Mununga averaged 8.3 points and 14.0 rebounds per game in the tournament ... She recorded one double-double, a 10-point, 13-rebound performance in the quarterfinal game against Memphis ... She followed that up with back-to-back double-digit rebounding games against Houston (18) and Central Florida (11) ... Mununga's 18 boards against the Cougars tied her own single game American Athletic Conference Tournament record set in 2021.

**WEEKLY AAC HONORS**

■ During the 2021-22 campaign, the Bulls have been well represented when the American Athletic Association weekly honors are announced ... Below is a list of South Florida's honorees.

**USF's 2021-22 Weekly AAC Honorees**

- Sydni Harvey \_\_\_\_\_ AAC Honor Roll (Nov. 15)
- Elena Tsineke \_\_\_\_\_ AAC Honor Roll (Nov. 22)
- Sydni Harvey \_\_\_ AAC Player of the Week (Nov. 29)
- Bethy Mununga \_\_\_\_\_ AAC Honor Roll (Dec. 6)
- Elisa Pinzan \_\_\_ AAC Player of the Week (Dec. 13)
- Elena Tsineke \_\_\_\_\_ AAC Honor Roll (Dec. 27)
- Elena Tsineke \_\_\_\_\_ AAC Honor Roll (Jan. 10)
- Bethy Mununga \_\_\_\_\_ AAC Honor Roll (Jan. 17)
- Elena Tsineke \_\_\_ AAC Player of the Week (Jan. 23)
- Bethy Mununga \_\_\_ AAC Weekly Honor Roll (Jan. 30)
- Bethy Mununga \_ AAC Player of the Week (Feb. 21)
- Elisa Pinzan \_\_\_\_\_ AAC Weekly Honor Roll (Feb. 28)

**ELENA TSINEKE NAMED AMONG ELITE COMPANY; NAMED TO B4A ALL-TOURNEY TEAM**

■ South Florida's Elena Tsineke was included with some pretty impressive company as she was selected as one of five players named to the Inaugural Bad Boy Mowers All-Tournament Team ... Joining Tsineke was Aliyah Boston (South Carolina), Zia Cooke (South Carolina), Paige Bueckers (UConn), and Taylor Robertson (Oklahoma).

■ During the three-day event, Tsineke helped to lead the Bulls to a 2-1 record and a third place finish with wins over Syracuse (77-53) on Nov. 20 and No. 9/9 Oregon (71-62) on Nov. 22 in the tournament finale for both schools ... South Florida's only loss was a 60-53 setback to No. 2/2 UConn on Nov. 21.

**TOP 25 RANKINGS**

**ASSOCIATED PRESS (March 14)**

1.	South Carolina	29-2
2.	<b>Stanford</b>	<b>28-3</b>
3.	NC State	29-3
4.	Louisville	26-4
5.	<b>UConn</b>	<b>25-5</b>
6.	Texas	26-6
7.	Baylor	27-6
8.	Iowa	23-7
9.	LSU	25-5
10.	Iowa State	26-6
11.	Indiana	22-8
12.	Michigan	22-6
13.	Maryland	21-8
14.	Ohio St.	23-6
15.	Kentucky	19-11
16.	Virginia Tech	23-9
17.	North Carolina	23-6
18.	<b>Tennessee</b>	<b>23-8</b>
19.	Arizona	20-7
20.	Brigham Young	26-3
21.	Notre Dame	22-8
22.	Oklahoma	24-8
23.	Florida Gulf Coast	29-2
24.	<b>Central Florida</b>	<b>25-3</b>
25.	Princeton	24-4

**Also Receiving Votes:** Mississippi 20; Miami (Fla.) 19; Villanova 14; Colorado 10; Nebraska 4; Georgia 4; Kansas 3; Georgia Tech 3; Oregon 2; Florida 2; Gonzaga 1; IUPUI 1.

**USA TODAY/WBCA COACHES POLL (March 14)**

1.	South Carolina	29-2
2.	<b>Stanford</b>	<b>28-3</b>
3.	NC State	29-3
4.	Louisville	26-4
5.	Baylor	27-6
6.	<b>UConn</b>	<b>25-5</b>
7.	Texas	26-6
8.	Iowa State	26-6
9.	Louisiana State	25-5
10.	Iowa	23-7
11.	Indiana	22-8
12.	Michigan	22-6
13.	Maryland	21-8
14.	Brigham Young	26-3
15.	Ohio St.	23-6
16.	Arizona	20-7
17.	<b>Tennessee</b>	<b>23-8</b>
18.	North Carolina	23-6
19.	Oklahoma	24-8
20.	Florida Gulf Coast	29-2
21.	Notre Dame	22-8
22.	Kentucky	19-11
23.	Virginia Tech	23-9
24.	<b>Central Florida</b>	<b>25-3</b>
25.	Georgia	20-9

**Also Receiving Votes:** Georgia Tech 13; Liberty 12; Oregon 10; SOUTH FLORIDA 9; Princeton 9; Mississippi 9; Utah 6; Gonzaga 4; Florida 3; South Dakota 2; South Dakota State 1; Massachusetts 1; Colorado 1.

**2021-22 USF WOMEN'S BASKETBALL MEDIA GUIDE**

■ Scan the QR code on the right for a PDF version of the 2021-22 USF women's basketball media guide, which includes staff and player bios, career records, program history and much more.



**GETTING SOCIAL WITH THE BULLS**

■ Fans are encouraged to follow @USFWBB on Twitter, and "Like" USF women's basketball on Facebook (www.facebook.com/USFwomensbasketball) for the latest Bulls' basketball news ... Follow all of USF's athletic teams on Twitter (@USFAthletics), Facebook (Facebook.com/USFAthletics), YouTube (BullsVision), and Instagram (USFAthletics).



■ Tsineke averaged 12.6 points and 6.0 rebounds, in addition to 2.7 assists and 1.7 steals per game ... She started off the tournament with back-to-back 17-point games against Syracuse and UConn.

#### 400 FOR FERNANDEZ IS IN THE BOOKS

■ Jose Fernandez – in his 22nd season as a head coach – reached a significant milestone on Dec. 17 with South Florida's 62-46 win over High Point with his 400th career win ... Fernandez won his 350th game on Feb. 23, 2019, when the Bulls defeated Wichita State in the Yuengling Center, 55-46.

■ Coming into the season, only 141 coaches - with a minimum of 10 years in Division I - have reached the 400 win marker.

■ Fernandez overcame considerable adversity during his first three years at USF while building the program, finishing 4-24, 0-10 (Conference USA) in 2000-01; 14-13, 4-10 (Conference USA) in 2001-02; and 7-20, 2-12 (Conference USA) in 2002-03 before the wins started coming consistently.

■ In the 19 years since his first three seasons - including this season - Fernandez has guided the Bulls to 17 postseason appearances, 17 winning seasons, and 15 seasons of 19-plus wins.

#### MILESTONE WATCH

■ Several players on South Florida's roster are within reach of several personal and program career milestones.

#### Upcoming milestones ...

Shae Leverett \_\_\_\_\_ 788 rbs. (12 rbs. from 800)  
Bethy Mununga \_\_\_\_\_ 959 rbs. (41 rbs. from 1,000)  
Elisa Pinzan \_\_\_\_\_ 541 asts. (69 asts. from 1st all-time)

■ Against UConn on Nov. 21, Shae Leverett grabbed eight rebounds for her 700th career rebound ... She finished the game with 702 for her career.

■ With her first assist of the afternoon against No. 9/9 Oregon, Elisa Pinzan reached the 400 career assist mark ... Pinzan finished the game with 10 assists and 409 for her career.

■ On the same day that she put the dagger in the defending national champion - and then No. 7/5-ranked - Stanford Cardinal with the go-ahead three with 2.8 seconds left, Sydni Harvey reached the 1,000-point plateau with her eighth point of the afternoon ... She is the 25th player in program history to reach the milestone.

■ With her sixth rebound at VCU on Dec. 12, Bethy Mununga reached the 700-career rebound plateau in just 61 career games ... She is the second player this season to accomplish the feat, joining Shae Leverett who reached the milestone against No. 2 UConn on Nov. 21 in game two of the Battle 4 Atlantis.

■ On Jan. 19 against Temple, Mununga became the ninth player in program history to reach the 800 rebounds.

■ During South Florida's game at Temple on Feb. 9, Elisa Pinzan became just the third player in program history to reach the 500 career assist milestone with her first handout of the game.

■ In South Florida's second meeting of the season against Central Florida, Shae Leverett became the program's all-time leader in games played with 140 career games in the Green and Gold.

■ On Feb. 27 against ECU, Bethy Mununga became just the fifth player in program history to eclipse 900 career rebounds.

■ In South Florida's regular-season finale against Houston on March 2, Elena Tsineke became the 26th player in program history to reach the 1,000-point plateau when she scored her 10th point of the game ... Tsineke is the second player this season to accomplish the feat joining Sydni Harvey.

#### FERNANDEZ AMONG THE AMERICAN'S ELITE

■ Fernandez also comes into the season as one of the elite coaches in the history of The American ... Entering his 22nd season, the Miami native is second all-time in overall wins – only trailing UConn head coach Geno Auriemma (252) – while coaching in the AAC with 203 victories, and is fifth all-time in winning percentage (69.5 percent, 203-89); and third among head coaches with 100 or more games coached in the conference.

■ In addition, coming into 2021-22 in career American Athletic Conference league games, Fernandez is second all-time in conference wins with 106, and fourth in conference winning percentage (72.6 percent, 106-40); second with over 100 games coached in The American.

#### HOME, SWEET HOME

■ To say that the Bulls have defended their home court over the last five-plus seasons is an understatement ... Through Feb. 16 against Cincinnati, South Florida boasts a dominating 96-18 record at the Yuengling Center since the 2014-15 season ... USF has dropped just one game in three of the seven seasons, with those coming last season in 2020-21 (10-1) during the their COVID-shortened campaign, and the 2017-18 (13-1) and 2015-16 (15-1) seasons ... The Bulls posted a 14-2 slate in 2019-20.

■ South Florida has also proven to be one of the elite teams in The American, and to do that you need to win games at home ... The Bulls are 50-15 in AAC games at home, and were 29-5 prior to the 2018-19 season.

■ Games at the Yuengling Center are no vacation for nonconference foes when they come to Tampa ... Over the last seven-plus seasons, the Bulls have posted a 47-3 record in nonconference games at home ... Through Dec. 29, USF has won 42 of its last 44 games, with the only losses coming to defending 2019 National Champion Baylor, 67-62, during the 2020-21 campaign, and Louisville, 66-52, during the 2016-17 season.

### 2021-22 USF HONORS

#### Dulcy Fankam Mendjiadeu

- AAC All-Conference Second Team
- Preseason AAC All-Conference First Team

#### Jose Fernandez

- WHoopDirt.com National Coach of the Week (Nov. 30)

#### Sydni Harvey

- AAC Player of the Week (Nov. 29)
- AAC Weekly Honor Roll (Nov. 15)
- Preseason AAC All-Conference Second Team

#### Bethy Mununga

- AAC All-Conference Second Team
- AAC Player of the Week (Feb. 21)
- AAC Weekly Honor Roll (Jan. 31)
- AAC Weekly Honor Roll (Jan. 17)
- AAC Weekly Honor Roll (Dec. 6)
- Preseason Katrina McClain Award Watch List
- Preseason AAC All-Conference First Team

#### Elisa Pinzan

- AAC Weekly Honor Roll (March 28)
- AAC Player of the Week (Dec. 13)
- Preseason AAC All-Conference Second Team

#### Elena Tsineke

- AAC All-Conference First Team
- AAC Player of the Week (Jan. 24)
- AAC Weekly Honor Roll (Jan. 10)
- AAC Weekly Honor Roll (Dec. 27)
- Bad Boy Mowers All-Tournament Team
- AAC Weekly Honor Roll (Nov. 22)
- Preseason Ann Meyers-Drysdale Award Watch List
- Preseason AAC All-Conference First Team

#### Team

- NCAA.com Team of the Week (Nov. 30)
- ESPN Team of the Week (Nov. 29)

■ During the last seven years, the likes of Baylor, Mississippi State, Oklahoma, LSU, Louisville, Penn State, Oklahoma State, St. John's and Texas have visited USF for nonconference match ups.

**THE BULLS IN THE AAC WITHOUT UCONN**

■ South Florida is in its ninth season in the American Athletic Conference and up until the 2020-21 campaign, they had the pleasure of facing UConn upwards of three times in a season, which skewed the Bulls' record in conference play ... Below is South Florida's records against **current** AAC members overall, during the 2018-21 seasons, including conference tournament play.

■ The 11 losses during the 2018-20 campaigns came when both rosters were riddled by injury.

**USF's record in the AAC excluding UConn**

Team	Over.	18-20	20-21	21-22
UCF	11-9	0-4	2-1	0-3
Cincinnati	15-3	1-3	2-0	2-0
East Carolina	11-1	2-0	1-0	1-0
Houston	13-2	3-1	1-1	3-0
Memphis	12-3*	1-1	2-0*	1-0
SMU	12-1	1-1	0-0	1-0
Temple	16-3	2-1	1-0	2-0
Tulane	19-1	6-0	3-0	1-1
Tulsa	10-0	2-0	2-0	1-0
Wichita State	7-1	2-0	2-0	2-0
<b>Totals</b>	<b>124-24</b>	<b>20-11</b>	<b>16-2</b>	<b>14-4</b>

\* Includes a forfeit win over Memphis in 2020-21.

**PRIMED FOR THE POSTSEASON**

■ South Florida has made 17 postseason tournament appearances and had eight NCAA Tournament berths in head coach Jose Fernandez's 22 seasons ... The all-time winningest coach in program history, Fernandez has guided USF to 10 20-win seasons, two WNIT Final Four appearances, the 2009 WNIT championship, and over 400 wins entering the 2021-22 campaign.

■ Boasting a 19-13 record through the end of the American Athletic Conference Tournament during the 2019-20 season, the Bulls were poised to make their 16th post-season appearance before the NCAA shut the season down due to the COVID-19 pandemic.


**ELISA CLIMBING THE ASSIST LIST**

■ On Nov. 22 against No. 9/9 Oregon, Elisa Pinzan became the fourth player in program history to dish out 400 career assists, handing out 10 against the Ducks ... She finished with game with 409 for her career ... Entering the NCAA Tournament, Pinzan is second on the school's all-time assist list with 541 after handing out four assists against Central Florida on March 10 in the American Athletic Conference title game.

**USF career assist leaders**

1. Shantia Grace (2005-09) \_\_\_\_\_ 610
2. **Elisa Pinzan (2018-present)** \_\_\_\_\_ **541**
3. Laia Flores (2014-2018) \_\_\_\_\_ 519
4. Renee Bellamy (1991-94) \_\_\_\_\_ 429
5. Jenny Koepfel (1994-97) \_\_\_\_\_ 389

**NCAA SELECTS TAMPA BAY TO HOST FOUR SIGNATURE D-I EVENTS; WOMEN'S FINAL FOUR MAKES FOURTH STOP IN TAMPA**



■ On Wednesday, Oct. 14, 2020, the National Collegiate Athletic Association (NCAA) announced that Tampa Bay has been selected as the host site of four major NCAA Championships, which includes the 2023 Division I Men's Frozen Four, 2023 Division I Women's Volleyball Championship, 2025 NCAA Division I Women's Final Four and 2026 NCAA Division I Men's Basketball First and Second Rounds.

In 2023, Tampa Bay will have the unique opportunity to host the Men's Frozen Four and Women's Volleyball Championship in the same calendar year, both at Amalie Arena. This marks Tampa Bay's third time hosting the Men's Frozen Four (2012, 2016) and second time hosting the Women's Volleyball Championship (2009).

In 2025, Tampa Bay will welcome the Women's Final Four back for a record fourth time. Tampa Bay has welcomed more fans in Women's Final Four history than any other city, with a combined 123,039 fans attending in 2008, 2015 and 2019. In 2019, sellout crowds in Amalie Arena totaled 40,189 fans as the Baylor Lady Bears claimed the national championship.

- ✓ 2023 NCAA Division I Men's Frozen Four (University of Wisconsin, host)
- ✓ 2023 NCAA Division I Women's Volleyball Championship (USF, host)
- ✓ 2025 NCAA Division I Women's Final Four (USF, host)
- ✓ 2026 NCAA Division I Men's Basketball First and Second Rounds (USF, host)



GAMEDAY. EVERY DAY.

**LEVERETT REACHES 700 REBOUND MARKER**

■ With her sixth rebound of the game against Syracuse, on Nov. 21, 2021, Shae Leverett reached the 700-rebound plateau for her career ... Entering the NCAA Tournament, Leverett has 788 rebounds for her career and is 10th on the schools all-time rebounding list.

**USF career rebounding leaders**

1. ___ Alisia Jenkins (2012-16)	1,284
2. ___ Wanda Guyton (1985, 87-89)	1,077
<b>3. ___ Bethy Mununga (2019-present)</b>	<b>959</b>
4. ___ Courtney Williams (2012-16)	931
5. ___ Mary Klinewski (1982-85)	909
6. ___ Tamara Henshaw (2016-20)	895
7. ___ Maria Jespersen (2014-18)	891
8. ___ Jessica Lawson (2007-10)	863
9. ___ Nalini Miller (2003-07)	823
<b>10. ___ Shae Leverett (2016-present)</b>	<b>788</b>

**BETHY NOW OVER 900**

■ With her 18 rebounds in the season-opener against UTRGV on Nov. 9, Bethy Mununga recorded a pretty impressive milestone for someone that has only played in 53 career games to that point ... Mununga grabbed her 700th career rebound against the Vaqueros ... She enters the NCAA Tournament with 959 career rebounds, after her 11-rebound performance against Central Florida in the American Athletic Conference title game on March 10, good enough for a career 11.4 per game average.

■ Mununga is third on the schools all-time rebound list, with 959 career boards, reaching the 900 career rebound milestone against ECU ... She became the ninth player in school history to record 800 career rebounds when she grabbed nine against Temple on Jan. 22 ... She is just 41 rebounds shy of 1,000 for her career.

**CHAIRWOMAN OF THE BOARDS ...**

■ During her career at South Florida, Bethy Mununga has proven to be one of the most dominating rebounders in Division I, averaging 11.4 rebounds per game for her career ... At USF, Mununga has recorded 56 double-figure rebounding games, including four of 20-plus rebounds.

**Mununga's career games with 10-plus rebounds**

23 ___ vs. Stanford (Nov. 26, 2021)
21 ___ East Carolina (Jan. 2, 2021)
20 ___ at UT Arlington (Dec. 2, 2021)
20 ___ at Temple (Feb. 24, 2021)
18 ___ Houston (March 9, 2022)
18 ___ at Houston (Jan. 30, 2022)
18 ___ vs. Tulane (March 10, 2021)
18 ___ UTRGV (Nov. 9, 2021)
17 ___ Tulane (Feb. 20, 2021)
17 ___ at Tulane (Feb. 13, 2020)
16 ___ Central Florida (March 11, 2021)
16 ___ SMU (Feb. 29, 2020)
15 ___ Cincinnati (Feb. 16, 2022)

15 ___ at Cincinnati (Jan. 5, 2022)
15 ___ vs. Wichita State (March 9, 2021)
15 ___ Tulsa (Feb. 13, 2021)
15 ___ at Wichita State (Jan. 22, 2020)
14 ___ at Central Florida (March 4, 2021)
14 ___ Cincinnati (Feb. 17, 2021)
14 ___ Houston (Jan. 9, 2021)
14 ___ at Cincinnati (Dec. 22, 2020)
14 ___ vs. Tulane (March 7, 2020)
14 ___ Brown (Dec. 30, 2019)
13 ___ Memphis (March 8, 2022)
13 ___ Tulane (Feb. 6, 2022)
13 ___ SMU (Jan. 26, 2022)
13 ___ Central Florida (March 2, 2021)
13 ___ at Tennessee (Nov. 15, 2021)
12 ___ Wichita State (Feb. 22, 2022)
12 ___ at Temple (Feb. 9, 2022)
12 ___ at Tulane (Jan. 12, 2022)
12 ___ Jacksonville (Dec. 29, 2021)
12 ___ at VCU (Dec. 12, 2021)
12 ___ Mississippi State (Dec. 5, 2020)
12 ___ vs. Syracuse (Nov. 20, 2021)
12 ___ at UConn (March 2, 2020)
12 ___ vs. FGCU (Nov. 29, 2019)
12 ___ vs. South Dakota State (Nov. 28, 2019)
12 ___ at Baylor (Nov. 19, 2019)
12 ___ VCU (Nov. 15, 2019)
12 ___ Jacksonville (Nov. 5, 2019)
11 ___ Central Florida (March 10, 2022)
11 ___ at Central Florida (Jan. 16, 2022)
11 ___ vs. West Virginia (Dec. 20, 2021)
11 ___ vs. Washington State (March 21, 2021)
11 ___ Stetson (Dec. 13, 2020)
11 ___ Jacksonville (Nov. 28, 2020)
11 ___ at Central Florida (Feb. 19, 2020)
11 ___ Howard (Nov. 12, 2019)
10 ___ Houston (March 2, 2022)
10 ___ at Memphis (Dec. 16, 2020)
10 ___ Baylor (Dec. 1, 2020)
10 ___ East Carolina (Feb. 25, 2020)
10 ___ UConn (Feb. 16, 2020)
10 ___ Tulane (Jan. 25, 2020)
10 ___ vs. Notre Dame (Nov. 30, 2019)

**DOUBLE DIPPING**

■ Coming into the NCAA Tournament, South Florida has recorded 23 double-doubles on the year ... Bethy Mununga leads the team - and is first in The American and 31st nationally - with 13 double-doubles ... Dulcy Fankam Mendjiadeu and Elisa Pinzan have logged seven and three, respectively.

**2021-22 USF double-doubles**

Mununga ___ Nov. 20 vs. Syracuse (18 pts./12 rbs.)
Pinzan ___ Nov. 22 vs. Oregon (26 pts., 10 asts.)
Mununga ___ Dec. 2 at UT Arlington (13 pts./20 rbs.)
Pinzan ___ Dec. 2 at UT Arlington (10 pts./11 asts.)
Mununga ___ Dec. 20 vs. West Virginia (10 pts./11 rbs.)

F. Mendjiadeu ___ Dec. 20 vs. West Virginia (14 pts./12 rbs.)
Mununga ___ Dec. 29 vs. Jacksonville (21 pts./12 rbs.)
Mununga ___ Jan. 5 at Cincinnati (14 pts./15 rbs.)
Mununga ___ Jan. 12 at Tulane (26 pts./12 rbs.)
Mununga ___ Jan. 16 at Central Florida (12 pts./11 rbs.)
F. Mendjiadeu ___ Jan. 19 vs. Tulsa (17 pts./11 rbs.)
Mununga ___ Jan. 26 at SMU (17 pts./13 rbs.)
F. Mendjiadeu ___ Jan. 26 at SMU (19 pts./12 rbs.)
Pinzan ___ Jan. 26 at SMU (10 pts./10 rbs.)
Mununga ___ Feb. 6 vs. Tulane (14 pts./13 rbs.)
F. Mendjiadeu ___ Feb. 6 vs. Tulane (15 pts./10 rbs.)
Mununga ___ Feb. 9, 2022 (13 pts./12 rbs.)
F. Mendjiadeu ___ Feb. 9, 2022 (11 pts./15 rbs.)
Mununga ___ Feb. 16, 2022 (22 pts./15 rbs.)
F. Mendjiadeu ___ Feb. 24, 2022 (14 pts./10 rbs.)
F. Mendjiadeu ___ Feb. 27, 2022 (18 pts./17 rbs.)
Mununga ___ March 2, 2022 (16 pts., 10 rbs.)
Mununga ___ March 10, 2022 (10 pts./13 rbs.)

**A DOUBLE-DOUBLE MACHINE ...**

■ Bethy Mununga has been a double-double machine since stepping on South Florida's campus ... Mununga has 33 double-doubles in her 84 games with the Bulls.

**Mununga's career double-doubles**

Nov. 5, 2019 vs. Jacksonville	11 pts./12 rbs.
Nov. 12, 2019 vs. Howard	14 pts./11 rbs.
Nov. 15, 2019 vs. VCU	14 pts./12 rbs.
Nov. 19, 2019 vs. No. 2/2 Baylor	16 pts./12 rbs.
Nov. 28, 2019 vs. South Dakota St.	15 pts./12 rbs.
Dec. 30, 2019 vs. Brown	16 pts./14 rbs.
Jan. 22, 2020 at Wichita State	13 pts./15 rbs.
Feb. 13, 2020 at Tulane	11 pts./17 rbs.
Feb. 29, 2020 vs. SMU	13 pts./16 rbs.
Dec. 1, 2020 vs. No. 4/4 Baylor	13 pts./10 rbs.
Dec. 13, 2020 vs. Stetson	11 pts./11 rbs.
Dec. 22, 2020 at Cincinnati	13 pts./14 rbs.
Jan. 4, 2021 vs. ECU	23 pts./21 rbs.
Jan. 9, 2021 vs. Houston	12 pts./14 rbs.
Feb. 13, 2021 vs. Tulsa	19 pts./15 rbs.
Feb. 17, 2021 vs. Cincinnati	19 pts./14 rbs.
Feb. 20, 2021 vs. Tulane	17 pts./17 rbs.
Feb. 24, 2021 at Temple	10 pts./20 rbs.
March 2, 2021 vs. UCF	11 pts./13 rbs.
March 4, 2021 at UCF	11 pts./14 rbs.
Nov. 20, 2021 vs. Syracuse	18 pts./12 rbs.
Dec. 2, 2021 at UT Arlington	13 pts./20 rbs.
Dec. 20, 2021 vs. West Virginia	10 pts./11 rbs.
Dec. 29, 2021 vs. Jacksonville	21 pts./11 rbs.
Jan. 5, 2022 at Cincinnati	14 pts./15 rbs.
Jan. 12, 2022 at Tulane	26 pts./12 rbs.
Jan. 16, 2022 at Central Florida	12 pts./11 rbs.
Jan. 26, 2022 at SMU	17 pts./13 rbs.
Feb. 6, 2022 vs. Tulane	14 pts./13 rbs.
Feb. 9, 2022 at Temple	13 pts./12 rbs.
Feb. 16, 2022 vs. Cincinnati	22 pts./15 rbs.
March 2, 2022 vs. Houston	16 pts./10 rbs.
March 8, 2022 vs. Memphis	10 pts./13 rbs.

**... AND SO IS DULCY**

■ Dulcy Fankam Mendjiadeu is right on pace with Bethy Mununga when it comes to double-doubles ... Fankam Mendjiadeu, the only player in the American Athletic Conference to average a double-double last season (14.1 ppg./10.6 rpg.) while at Memphis, has recorded seven on the year and 32 for her career in 82 career games.

**Fankam Mendjiadeu's career double-doubles**

Nov. 20, 2019 at Southern Illinois *	12 pts./12 rbs.
Nov. 29, 2019 vs. Kansas State *	14 pts./10 rbs.
Dec. 8, 2019 vs. UAB *	13 pts./13 rbs.
Dec. 17, 2019 at Little Rock *	13 pts./12 rbs.
Dec. 20, 2019 vs. Mississippi Valley State *	14 pts./12 rbs.
Jan. 5, 2020 at Houston *	12 pts./10 rbs.
Jan. 14, 2020 vs. UConn *	21 pts./10 rbs.
Feb. 1, 2020 vs. Tulsa *	18 pts./12 rbs.
Feb. 4, 2020 vs. Tulane *	15 pts./11 rbs.

Feb. 12, 2020 at Wichita State *	19 pts./12 rbs.
Feb. 15, 2020 vs. East Carolina *	13 pts./11 rbs.
Feb. 19, 2020 at Temple *	14 pts./10 rbs.
Feb. 22, 2020 vs. South Florida *	15 pts./12 rbs.
Mar. 6, 2020 vs. SMU *	17 pts./10 rbs.
Mar. 7, 2020 vs. Cincinnati *	18 pts./11 rbs.
Dec. 4, 2020 at Saint Louis *	21 pts./17 rbs.
Dec. 6, 2020 vs. Liberty *	23 pts./14 rbs.
Dec. 12, 2020 vs. McNeese State *	16 pts./15 rbs.
Dec. 16, 2020 vs. South Florida *	20 pts./14 rbs.
Jan. 20, 2021 at Cincinnati *	17 pts./14 rbs.
Jan. 23, 2021 vs. Tulsa *	10 pts./14 rbs.
Feb 6, 2021 vs. ECU *	20 pts./14 rbs.
Feb. 10, 2021 vs. Cincinnati *	20 pts./14 rbs.
Mar. 2, 2021 at Temple *	13 pts./14 rbs.
Mar. 4, 2021 at Temple *	20 pts./12 rbs.
Dec. 20, 2021 vs. West Virginia	14 pts./12 rbs.
Jan. 19, 2022 vs. Tulsa	17 pts./11 rbs.

Jan. 26, 2022 at SMU	19 pts./12 rbs.
Feb. 6, 2022 vs. Tulane	15 pts./10 rbs.
Feb. 9, 2022 at Temple	11 pts./15 rbs.
Feb. 24, 2022 at Wichita State	14 pts./10 rbs.
Feb. 27, 2022 at East Carolina	18 pts./17 rbs.

**DROPPIN' DIMES**

■ Elisa Pinzan comes into the NCAA Tournament ranked first in The American, and 20th in the nation, in total assists with 168 ... She is also second in the conference in assists per game and 23rd in the nation, dishing out 5.4 dimes per contest.

**USF WORLD: THE BULLS' INTERNATIONAL PRESENCE**

■ Under the direction of head coach Jose Fernandez, South Florida has proven to be the gold standard when it comes to international recruiting ... Below are some notes on the international presence within the South Florida program in addition to the university as a whole.

**USF rosters (excluding US-born players) since USF joined the AAC. (Int'l Players/Total Roster)**

2013-14	4/16
2014-15	4/9
2015-16	7/15
2016-17	9/15
2017-18	7/12
2018-19	8/13
2019-20	11/14 *
2020-21	13/15 *
2021-22	10/14 *

\* Includes Maria Alvarez who was born in Colombia but raised in Miami.

**Countries represented since joining the AAC**

- Belgium
- Cameroon
- Canada
- Colombia
- Croatia
- Czech Republic
- Denmark
- Greece
- Hungary
- Italy
- Kenya
- Latvia
- Netherlands
- Portugal
- Puerto Rico
- Spain

- Sweden
- Ukraine
- United States of America
- Venezuela

**USF WOMEN'S BASKETBALL NOTES**

■ Since joining The American, for the 2013-14 season, South Florida has had 25 international players excel and earn AAC All-Conference or All-Tournament honors, including 13 in the past three seasons.

■ Sixteen international student-athletes have represented their countries on the international stage.

■ Four Bulls have gained extensive international experience on their Senior National Team.

■ Kitija Laksa helped Latvia to its first-ever appearance at the FIBA Women's World Cup in 2018.

■ Maria Alvarez's long-distance reputation followed her overseas as she set a FIBA record with 10 three-pointers, scoring 35 points against Belarus in her FIBA debut, a 79-75 overtime loss, in July of 2018 in Belarus ... Her 35 points were the third-best scoring performance in a FIBA U17 Tournament (at that time).

**NOTABLE FORMER INTERNATIONAL USF PLAYERS**

■ Kitija Laksa (2015-19) Riga, Latvia - 2020 WNBA 1st Round (11th overall) draft pick of the Seattle Storm ... Just the third player in program history to be selected in the 1st round ... Two-time WBCA All-American Honorable Mention ... Two-time WBCA All-Region selection ... Sixth all-time on USF's career scoring list, netting 1,764 points (17.8 ppg), while her scoring average is third all-time.

■ Maria Jespersen (2014-18) Arthus, Denmark - WBCA and Associated Press All-American Honorable Mention ... Two-time WBCA All-Region selection ... Is 10th on USF's all-time scoring list, scoring 1,462 points (10.9 ppg) in 134 games played ... Sixth on USF's all-time rebounding list, grabbing 891 for her career.

■ Inga Orekhova (2011-14) Sevastapol, Ukraine - 2014 WNBA 2nd Round (18th overall) draft pick of the Atlanta Dream ... 19th on USF's career scoring list, netting 1,072 points (12.3 ppg) in 87 outings.

**UNIVERSITY FACTS ON USF'S INTERNATIONAL STUDENTS AND PRESENCE**

■ The University of South Florida is the #1 school for International Student Enrollment in the State of Florida.

■ USF is 19th in the Nation for International Student Enrollment among public institutions.

■ USF International Students have contributed more than \$116.5 million to the Tampa Bay Region economy, supporting over 1,849 jobs.

■ International Students make up 9% of USF's student body and come from 143 different countries

■ USF has 358 partnerships with 315 partners across 72 countries, with the top international partners being:

1. Universidad del Norte, Colombia
2. University of Exeter, United Kingdom
3. Broward College, International Centers (11), U.S.
4. Yonsei University, South Korea
5. Kansai Gaidai University, Japan

**DON'T STOP THE PINZANITY!!**

■ Elisa Pinzan continues to be one of the nation's premier distributors of the ball, averaging 4.8 assists per game during her career ... Entering the NCAA Tournament, Pinzan has handed out five-or-more assists 54 times ... In addition, she has handed out seven-plus assists 29 times.

■ Pinzan's career-high was set on Jan. 9, 2021 against Houston, when she handed out 14 assists, which is tied for the second most in a single game in program history.

**Pinzan's career games with five-plus assists**

- 14 \_\_\_\_\_ Houston (Jan. 9, 2021)
- 11 \_\_\_\_\_ at UT Arlington (Dec. 2, 2021)
- 11 \_\_\_\_\_ at Cincinnati (Dec. 22, 2020)
- 10 \_\_\_\_\_ vs. High Point (Dec. 17, 2021)
- 10 \_\_\_\_\_ vs. Oregon (Nov. 22, 2021)
- 9 \_\_\_\_\_ at East Carolina (Feb. 27, 2022)
- 9 \_\_\_\_\_ Temple (Jan. 22, 2022)
- 9 \_\_\_\_\_ vs. Syracuse (Nov. 20, 2021)
- 9 \_\_\_\_\_ Cincinnati (Feb. 17, 2021)
- 9 \_\_\_\_\_ Wichita State (Jan. 6, 2021)
- 9 \_\_\_\_\_ Mississippi State (Dec. 5, 2020)
- 9 \_\_\_\_\_ SMU (Feb. 29, 2020)
- 8 \_\_\_\_\_ at UCF (March 4, 2021)

- 8 \_\_\_\_\_ UCF (March 2, 2021)
- 8 \_\_\_\_\_ East Carolina (Jan. 2, 2021)
- 8 \_\_\_\_\_ VCU (Nov. 15, 2019)
- 8 \_\_\_\_\_ vs. Tulane (March 8, 2019)
- 8 \_\_\_\_\_ Bethune Cookman (Nov. 15, 2018)
- 7 \_\_\_\_\_ Tulsa (Feb. 13, 2021)
- 7 \_\_\_\_\_ at Tulane (Jan. 13, 2021)
- 7 \_\_\_\_\_ Temple (Feb. 9, 2020)
- 7 \_\_\_\_\_ at Wichita State (Jan. 22, 2020)
- 7 \_\_\_\_\_ at Temple (Jan. 16, 2020)
- 7 \_\_\_\_\_ at Tulsa (Jan. 12, 2020)
- 7 \_\_\_\_\_ Alabama State (Dec. 6, 2019)
- 7 \_\_\_\_\_ Wichita State (Feb. 23, 2019)
- 7 \_\_\_\_\_ Tulsa (Feb. 16, 2019)
- 7 \_\_\_\_\_ Oklahoma (Nov. 18, 2018)
- 6 \_\_\_\_\_ Memphis (March 8, 2022)
- 6 \_\_\_\_\_ at Houston (Jan. 30, 2022)
- 6 \_\_\_\_\_ Tulsa (Jan. 19, 2022)
- 6 \_\_\_\_\_ vs. Stetson (Dec. 15, 2021)
- 6 \_\_\_\_\_ vs. Stanford (Nov. 26, 2021)
- 6 \_\_\_\_\_ vs. UConn (Nov. 21, 2021)
- 6 \_\_\_\_\_ Alabama State (Nov. 11, 2021)
- 6 \_\_\_\_\_ vs. Tulane (March 10, 2021)
- 6 \_\_\_\_\_ at Temple (Feb. 24, 2021)
- 6 \_\_\_\_\_ Baylor (Dec. 1, 2020)

- 6 \_\_\_\_\_ at Memphis (2/22/20)
- 6 \_\_\_\_\_ Tulane (Jan. 25, 2020)
- 6 \_\_\_\_\_ at Baylor (Nov. 19, 2019)
- 6 \_\_\_\_\_ Memphis (Jan. 23, 2019)
- 6 \_\_\_\_\_ vs. Virginia (Dec. 21, 2018)
- 5 \_\_\_\_\_ vs. Jacksonville (Dec. 29, 2021)
- 5 \_\_\_\_\_ vs. West Virginia (Dec. 20, 2021)
- 5 \_\_\_\_\_ vs. Wichita State (March 9, 2021)
- 5 \_\_\_\_\_ at Houston (Feb. 27, 2021)
- 5 \_\_\_\_\_ East Carolina (Feb. 25, 2020)
- 5 \_\_\_\_\_ at UCF (Jan. 19, 2020)
- 5 \_\_\_\_\_ Texas (Nov. 8, 2019)
- 5 \_\_\_\_\_ Jacksonville (Nov. 5, 2019)
- 5 \_\_\_\_\_ UConn (March 3, 2019)
- 5 \_\_\_\_\_ vs. UCLA (Nov. 24, 2018)

**FIVE NAMED TO PRESEASON ALL-AAC TEAM**

■ In addition to South Florida being picked first in The American preseason poll, the Bulls had five players named to the preseason All-Conference team ... Elena Tsineke, Bethy Mununga, and Dulcy Fankam Mendjiadeu were named First Team All-Conference, while Sydni Harvey and Elisa Pinzan were tabbed Second Team selections.

**SOUTH FLORIDA TRIO EARN 2022 AAC ALL-CONFERENCE HONORS**

South Florida standout guard Elena Tsineke and forwards Bethy Mununga and Dulcy Fankam Mendjiadeu were rewarded for their impressive seasons by the American Athletic Conference when the league's postseason awards were announced March 6.



Tsineke earned First Team All-Conference honors for the second-straight season after starting her career with the Bulls as The American Rookie of the Year and a Third-Team selection in 2019-20.

The sophomore guard leads South Florida in scoring, averaging 13.9 points per game. She has poured in double figures in 23 of the 28 games she has played, including 18 of the last 20 outings, and fell one point shy of tying her career-high when she netted 30 points in the Bulls' win against Tulsa on Jan. 19. She also became the 26th player in program history to reach the 1,000-point plateau when she did it against Houston on March 2.

Tsineke is shooting just under 40 percent from the field and is hitting 82.3 percent of her shots from the charity stripe. She has shot 50 percent or better from the field 10 times, including at a 63.6 percent (7-for-11) against Houston, en route to a game-high 18 points.

In addition, Tsineke was named to the All-Tournament Team at the inaugural women's Battle 4 Atlantis, averaging 12.6 points and 6.0 rebounds, plus 2.7 assists and 1.7 steals per game. She started off the tournament with back-to-back 17-point games against Syracuse and UConn and helped to lead the Bulls to a 2-1 record and a third-place finish with wins against Syracuse (77-53) on Nov. 20 and No. 9/9 Oregon (71-62) on Nov. 22 in the tournament finale. South Florida's only loss was a 60-53 setback to No. 2/2 UConn on Nov. 21.

Tsineke is also just sixth USF women's player in the history of the program to earn multiple first-team all-conference honors, along with Courtney Williams (3 AAC), Jessica Dickson (2 Big East, 1 C-USA), Kitija Laksa (2 AAC), Maria Jespersen (2 AAC) and Angie Snyder (1 Metro, 1 Sun Belt).



Mununga, a senior forward, continues to prove that she is one of the most dominating rebounders in women's college basketball. She earned second team honors after averaging a double-double with 11.0 points and 11.3 rebounds per game. Her rebounding average is first in the AAC and 16th in the nation, while her 328 rebounds are tops in The American and ninth nationally.

Mununga has been a double-double machine, recording 12 of her 32-career double-doubles this season. The 12 this year rank first in the American and 31st in Division I. Of the 12 double-double performances, two of them were 20-rebound games – in back-to-back outings – against Stanford when she hauled down a career-high 23 and 20 at UT Arlington.

In addition, Mununga enters the American Athletic Conference Tournament fourth on the school's all-time rebounding list with 917 for her career and needing just 15 from moving into sole possession of third all-time.



Fankam Mendjiadeu has been a force inside for USF all season. The senior earned her second-team honors after averaging 11.2 points and 7.6 rebounds per outing. Fankam Mendjiadeu has recorded seven double-doubles on the year and 32 for her career.

A transfer from Memphis, Fankam Mendjiadeu has logged 17 double-figure scoring games, including a career-high-tying 23 points at Tulane on Jan. 12 and 22 points at Virginia Commonwealth on Dec. 12.

During her three seasons at Memphis and USF, Fankam Mendjiadeu boasts 688 rebounds for her career, 220 this season.

■ Tsineke, the Bulls' top returning scorer, was named to the American Athletic Conference All-Conference First Team after averaging a team-high 13.6 points per game – good enough for eighth in The American – 2.2 rebounds per game, and 1.8 assists per outing.

■ One of the top power forwards in the nation, Mununga was an American Athletic Conference First Team All-Conference selection and was named to The American All-Tournament Team, averaging 16.3 rebounds per game in the three AAC tourney games ... She also grabbed a tournament record 49 rebounds ... Mununga was just shy of averaging a double-double for the season, netting 9.7 points per game, good enough for fourth on the team, and 12.9 rebounds per outing.

■ Fankam Mendjiadeu played the last two seasons at American Athletic Conference foe Memphis and was a Second Team all-conference selection in 2020-21 ... She finished the season seventh in The American in scoring (14.1 ppg.) and second in rebounding (10.6 rpg.), making her the only player in the conference to average a double-double.

■ Harvey was named the AAC Tournament Most Outstanding Player and selected to the All-Tournament Team, and was also named to The American All-Conference Third Team ... She averaged 11.7 points per contest on the year and 11.6 points per outing in conference games.

■ One of the top point guards in the nation during the 2020-21 campaign, Pinzan was named the American Athletic Conference Most Improved Player and was chosen to The American All-Conference Second Team ... She was third on the team in scoring, averaging 10.3 points per game, and grabbed 3.3 rebounds per contest, tied for third on the team ... She led The American, and was seventh in the nation, in assists per game (6.5) and assist/turnover ratio (3.04), and was tops in the AAC, and 10th in the nation, in total assists (149).

## USF TV/RADIO PHOTO ROSTER

0



**Odeth  
BETANCOURT**  
F | 6-2 | So.  
Cristobal, Venezuela

1



**Maria  
ALVAREZ**  
G | 5-7 | So.  
Bal Harbour, Fla.

2



**Mihaela  
LAZIC**  
PG | 5-6 | R-Fr.  
Slavonski Brod, Croatia

3



**Sydny  
HARVEY**  
G | 5-10 | Jr.  
Nashville, Tenn.

4



**Elisa  
PINZAN**  
PG | 5-8 | Jr.  
Murano, Italy

5



**Elena  
TSINEKE**  
G | 5-8 | So.  
Thessaloniki, Greece

11



**Patience  
WILLIAMS**  
F/C | 6-1 | Fr.  
Minneapolis, Minn.

12



**Cristina  
BERMEJO**  
W | 6-1 | So.  
Sant Just Desvern, Spain

13



**Sara  
GUERREIRO**  
G | 5-8 | Fr.  
Seixal, Portugal

20



**Bethy  
MUNUNGA**  
F | 6-0 | Sr.  
Zellik, Belgium

21



**Shae  
LEVERETT**  
C | 6-2 | Post Bacc.  
Rincon, Ga.

22



**Aerial  
WILSON**  
PG | 5-10 | So.  
Dundas, Ontario, Canada

24



**Bella  
WEARY**  
G | 5-10 | Fr.  
Jacksonville, Fla.

32



**Dulcy  
FANKAM MENDJIADEU**  
F | 6-4 | R-Sr.  
Nkongsamba, Cameroon

## USF ALL-TIME IN OVERTIME

■ **Overtime Games: 29-13**  
 ■ **23-8 under Jose Fernandez**

Year	Opponent	W/L	Score
2/21/75	vs. Rollins	W	64-62 (OT)
2/18/78	at Florida State	L	76-84 (OT)
12/3/81	at Youngstown State	W	63-61 (OT)
12/17/83	Florida A&M	W	66-64 (OT)
1/22/84	Alabama State	W	102-96 (3OT)
2/15/84	Florida Southern	L	61-64 (OT)
1/30/93	Virginia Tech	L	83-85 (OT)
2/15/93	at Mercer	L	72-73 (OT)
1/8/94	Charlotte	W	77-69 (OT)
12/4/98	Chattanooga	W	77-76 (OT)
12/16/98	Minnesota	L	64-68 (OT)

12/18/00	Western Kentucky	L	81-84 (OT)
1/28/01	Memphis	L	71-81 (OT)
11/30/02	Bethune-Cookman	W	66-59 (OT)
2/2/04	#18 TCU	W	89-84 (2OT)
2/6/04	at Cincinnati	W	66-64 (OT)
12/1/04	at #8 Connecticut	L	65-75 (OT)
12/7/05	#11 DePaul	W	79-77 (OT)
1/28/06	at #21 Notre Dame	W	68-64 (OT)
12/29/06	at Saint Joseph's	W	80-76 (OT)
1/13/07	Notre Dame	W	87-78 (OT)
11/28/08	vs. Iowa	W	82-79 (OT)
3/8/08	vs Syracuse	W	68-67 (OT)
1/10/09	St. John's	W	81-71 (OT)
3/21/09	FGCU	W	88-81 (OT)
11/13/09	Florida A&M	L	73-68 (OT)
11/28/09	Loyola Marymount	W	77-71 (OT)

12/18/10	UNLV	W	59-54 (OT)
11/12/11	vs. Arkansas	L	65-61 (OT)
11/23/11	vs. Central Michigan	W	86-80 (OT)
1/17/12	DePaul	W	66-63 (OT)
2/27/12	Providence	W	64-56 (OT)
11/13/12	at Clemson	W	75-73 (OT)
1/8/13	Notre Dame	L	75-71 (OT)
3/25/13	vs. California	L	82-79 (OT)
12/21/14	at Penn State	W	90-87 (OT)
1/20/16	at Memphis	L	88-87 (OT)
12/20/17	vs Dayton	W	93-87 (OT)
2/18/18	at UCF	W	77-68 (OT)
12/5/20	#6 Mississippi St.	W	67-63 (OT)
2/17/21	Cincinnati	W	69-65 (OT)
1/22/22	Temple	W	75-67 (OT)

## USF VS. RANKED OPPONENTS

■ **Overall vs. Ranked Opponents: 19-93**  
 ■ **17-93 under Jose Fernandez**

Date	Opponent	Rank	Score
1/31/94	Southern Miss	24	W, 80-74
2/23/97	Tulane	24	W, 80-71
12/28/02	Connecticut	2	L, 56-72
1/19/03	at DePaul	24	L, 57-63
1/4/04	at Georgia	12	L, 65-92
1/18/04	DePaul	17	L, 74-84
1/31/04	Houston	24	L, 57-62
2/2/04	TCU	18	W, 89-84 (2OT)
11/14/04	at Duke	6	L, 50-82
12/1/04	at Connecticut	8	L, 65-75 (OT)
1/30/05	at DePaul	17	L, 66-74
12/2/05	at North Carolina	7	L, 47-71
12/7/05	DePaul	11	W, 79-77 (OT)
12/10/05	Michigan State	13	L, 66-81
12/30/05	at LSU	3	L, 44-87
1/11/06	Rutgers	10	L, 65-66
1/24/06	at Connecticut	5	L, 47-77
1/28/06	at Notre Dame	21	W, 68-64 (OT)
2/5/06	at St. John's	25	L, 71-78
12/3/06	at Michigan State	20/18	L, 71-79
12/12/06	vs. Vanderbilt	12/12	L, 68-76
1/3/07	LSU	6/6	L, 48-60
1/16/07	Louisville	15/15	W, 74-58
1/20/07	at Pittsburgh	25/RV	L, 48-73
2/20/07	Connecticut	3/3	L, 67-81
2/24/07	at Marquette	19/19	L, 63-75
3/4/07	vs. Connecticut	3/3	L, 54-74
11/15/07	vs. Duke	10/9	L, 52-89
1/5/08	West Virginia	17/16	L, 73-79
1/30/08	at Connecticut	1/1	L, 48-71
2/5/08	DePaul	25/25	W, 78-73
2/16/08	Rutgers	5/4	L, 50-71
2/27/08	at Notre Dame	14/14	L, 49-92
3/9/08	vs. West Virginia	14/18	L, 42-64
11/27/08	vs. California	3/4	L, 55-85

Date	Opponent	Rank	Score
1/06/09	Connecticut	1/1	L, 37-83
1/14/09	Louisville	7/11	L, 60-76
2/17/09	Notre Dame	24/24	L, 79-86
3/08/09	vs. Connecticut	1/1	L, 42-79
1/4/10	at Connecticut	1/1	L, 42-84
1/9/10	Georgetown	RV/25	L, 52-66
1/12/10	at Notre Dame	3/3	L, 64-81
1/16/10	Syracuse	25/25	W, 73-64
2/20/10	West Virginia	9/8	L, 45-54
12/2/10	Connecticut	1/1	L, 54-80
1/11/11	at DePaul	14/21	L, 61-77
1/22/11	at West Virginia	9/9	L, 52-78
2/5/11	Notre Dame	8/8	L, 68-76
2/8/11	at Georgetown	16/16	L, 38-67
2/16/11	St. John's	RV/22	L, 60-80
2/28/11	Georgetown	17/19	W, 60-55
1/7/12	Georgetown	16/16	L, 56-66
1/17/12	DePaul	14/21	W, 66-63 (OT)
1/27/12	at Connecticut	1/1	L, 62-77
2/1/12	West Virginia	9/9	L, 52-55
2/8/12	at St. John's	RV/22	L, 57-67
2/25/12	at Notre Dame	8/8	L, 68-80
3/3/12	vs. DePaul	14/21	L, 62-76
12/16/12	Nebraska	24/24	L, 52-62
1/8/13	Notre Dame	8/8	L, 71-75 (OT)
1/30/13	Louisville	12/12	L, 75-78
2/20/13	at Louisville	11/12	W, 73-62
2/23/13	Syracuse	18/21	W, 68-66
3/2/13	Connecticut	1/1	L, 51-85
3/10/13	vs. Notre Dame	2/2	L, 66-75
3/25/13	vs. California	6/6	L, 78-82 (OT)
11/8/13	Maryland	6/8	L, 70-78
12/14/13	vs. Oklahoma State	14/18	L, 56-75
1/12/14	Louisville	5/5	L, 54-62
1/26/14	at Connecticut	1/1	L, 53-81
2/2/14	at Louisville	5/5	L, 59-79
2/16/14	Connecticut	1/1	L, 38-63
3/9/14	vs. Louisville	3/4	L, 56-60

Date	Opponent	Rank	Score
11/19/14	at Maryland	8/9	L, 67-85
11/29/14	vs. Kentucky	9/10	L, 57-61
1/18/15	at Connecticut	2/2	L, 50-92
3/2/15	Connecticut	1/1	L, 65-88
3/9/15	vs. Connecticut	1/1	L, 70-84
3/23/15	Louisville	8/8	L, 52-60
11/19/15	at Baylor	5/4	L, 63-65
12/30/15	vs. Mississippi State	8/8	L, 58-68
1/10/16	UConn	1/1	L, 59-75
2/15/16	at Louisville	11/12	L, 50-67
2/29/16	at UConn	1/1	L, 59-79
3/7/16	vs. UConn	1/1	L, 51-77
3/19/16	vs. Colorado State	22/22	W, 48-45
3/21/16	at UCLA	10/12	L, 67-72
1/10/17	at UConn	1/1	L, 37-102
1/22/17	Louisville	9/8	L, 52-66
2/19/17	Temple	RV/25	L, 71-77
2/27/17	UConn	1/1	L, 68-96
3/5/17	Temple	25/21	W, 63-58
3/6/17	UConn	1/1	L, 44-100
2/11/18	Ohio State	13/13	W, 84-65
1/13/19	at UConn	3/2	L, 46-63
3/4/19	vs. UConn	2/2	L, 47-57
3/10/19	vs. UConn	2/2	L, 45-81
11/8/19	Texas	15/15	W, 64-57
11/19/19	at Baylor	2/2	L, 46-58
12/19/19	vs. Mississippi State	15/15	L, 61-86
2/16/20	vs. UConn	5/6	L, 47-67
3/2/20	at UConn	5/4	L, 39-80
3/8/20	vs. UConn	5/4	L, 38-79
12/1/20	Baylor	4/4	L, 62-67
12/5/20	Mississippi State	6/7	W, 67-63
3/23/21	vs. NC State	3/3	L, 79-67
11/15/21	at Tennessee	16/12	L, 52-49
11/21/21	vs. UConn	2/2	L, 60-53
11/22/21	vs. Oregon	9/9	W, 71-62
11/26/21	vs. Stanford	7/5	W, 57-54
3/10/22	Central Florida	RV/23	L, 53-45



## USF CAREER HIGHS

**0 - ODETH BETANCOURT**

Points	2, 2X, last vs. Stetson (12/15/21)
Rebounds	1, 4X, last vs. Houston (3/2/22)
Field Goals Made	1, 2X, last vs. Stetson (12/15/21)
Field Goals Attempted	2 vs. Syracuse (11/20/21)
Three-Point Field Goals Made	0
Three-Point Field Goals Attempted	0
Free Throws Made	0
Free Throws Attempted	0
Assists	0
Steals	1 vs. Houston (3/2/22)
Blocks	0
Minutes	5 vs. Stetson (12/15/21)

**1 - MARIA ALVAREZ**

Points	23 vs. Houston (1/9/21)
Rebounds	6, 2X, last at UNLV (12/21/19)
Field Goals Made	7, 2X, last vs. Houston (1/9/21)
Field Goals Attempted	14 vs. Notre Dame (11/30/19)
Three-Point Field Goals Made	6, 2X, last vs. Houston (1/9/21)
Three-Point Field Goals Attempted	13 vs. Notre Dame (11/30/19)
Free Throws Made	4, 2X, last vs. East Carolina (1/2/20)
Free Throws Attempted	4, 7X, last vs. Houston (3/2/22)
Assists	7 at Cincinnati (1/5/21)
Steals	3 at Tulane (1/13/21)
Blocks	0
Minutes	40 at Cincinnati (1/5/21)

**2 - MIHAELA LAZIC**

Points	10 vs. Tulsa (2/13/21)
Rebounds	3 vs. Stetson (12/13/20)
Field Goals Made	4 vs. Tulsa (2/13/21)
Field Goals Attempted	11 vs. Tulsa (2/13/21)
Three-Point Field Goals Made	1, 3X, last vs. Stetson (12/15/21)
Three-Point Field Goals Attempted	4 vs. Tulsa (2/13/21)
Free Throws Made	1, 4X, last vs. Tulsa (1/19/22)
Free Throws Attempted	2, 3X, last vs. Tulsa (1/19/22)
Assists	5 vs. Jacksonville (11/28/20)
Steals	1, 2X, last vs. Cincinnati (2/17/21)
Blocks	0
Minutes	33 vs. Tulsa (2/13/21)

**3 - SYDNI HARVEY**

Points	28, vs. Tulane (3/7/20)
Rebounds	7, 2X, last vs. Wichita State (3/9/21)
Field Goals Made	9 vs. Tulane (1/19/19)
Field Goals Attempted	21 vs. Oklahoma (11/18/18)
Three-Point Field Goals Made	7 vs. Temple (2/9/20)
Three-Point Field Goals Attempted	11 at Cincinnati (12/22/20)
Free Throws Made	10 vs. Tulane (3/7/20)
Free Throws Attempted	12 vs. Tulane (3/7/20)
Assists	7 vs. Tulsa (2/13/21)
Steals	5 vs. Houston (3/9/22)
Blocks	3 vs. Wichita State (2/22/22)
Minutes	41 vs. Cincinnati (2/17/21)

**4 - ELISA PINZAN**

Points	26 vs. Oregon (11/22/21)
Rebounds	11 vs. Mississippi State (12/5/20)
Field Goals Made	8, 2X, last vs. Wichita State (2/22/22)
Field Goals Attempted	20 vs. UConn (2/16/20)
Three-Point Field Goals Made	7 vs. UCF (1/19/20)
Three-Point Field Goals Attempted	12 vs. UCF (1/19/20)
Free Throws Made	9 at VCU (11/12/21)
Free Throws Attempted	10 at VCU (11/12/21)
Assists	14 vs. Houston (1/9/21)
Steals	6, 2X, last vs. Tulsa (2/13/21)
Blocks	1, 2X, last vs. Tulsa (2/13/21)
Minutes	45 vs. Cincinnati (2/17/21)

**5 - ELENA TSINEKE**

Points	31 vs. Wichita State (1/6/21)
Rebounds	7, 3X, last vs. Central Florida (3/10/22)
Field Goals Made	11 vs. Wichita State (1/6/21)
Field Goals Attempted	24, 2X, last vs. Tulsa (1/19/22)
Three-Point Field Goals Made	5 vs. Wichita State (1/6/21)
Three-Point Field Goals Attempted	12 vs. Notre Dame (11/30/19)
Free Throws Made	10 vs. Temple (1/22/22)
Free Throws Attempted	12 vs. Temple (1/22/22)
Assists	7 vs. Jacksonville (11/28/20)
Steals	4, 2X, last vs. Ole Miss (12/21/21)
Blocks	2 vs. Stetson (12/13/20)
Minutes	40, 2X, last vs Central Florida (3/10/22)

**11 - PATIENCE WILLIAMS**

Points	4, 2X, last vs. Stetson (12/15/21)
Rebounds	2, 2X, last vs. Houston (3/2/22)
Field Goals Made	2, 2X, last vs. Stetson (12/15/21)
Field Goals Attempted	2, 4X, last vs. Memphis (3/8/22)
Three-Point Field Goals Made	0
Three-Point Field Goals Attempted	0
Free Throws Made	0
Free Throws Attempted	1 vs. Stetson (12/15/21)
Assists	1 vs. UTRGV (11/9/21)
Steals	1, 5X, last at Houston (1/30/22)
Blocks	1, 3X, last vs. Temple (1/22/22)
Minutes	9 vs. Alabama State (11/11/21)

**12 - CRISTINA BERMEJO**

Points	10, 2X, last vs. Stetson (12/13/20)
Rebounds	9 vs. Tulsa (1/19/22)
Field Goals Made	4, 2X, last vs. SMU (2/29/20)
Field Goals Attempted	9 vs. Idaho (12/15/19)
Three-Point Field Goals Made	2 vs. Idaho (12/15/19)
Three-Point Field Goals Attempted	5 vs. Idaho (12/15/19)
Free Throws Made	4 vs. Stetson (12/13/20)
Free Throws Attempted	4 vs. Stetson (12/13/20)
Assists	5 at Memphis (2/22/20)
Steals	2, 3X, last at Memphis (2/22/20)
Blocks	2, 4X, last at SMU (1/26/22)
Minutes	24 at Memphis (2/22/20)

## USF CAREER HIGHS

**13 - SARA GUERREIRO**

Points	6, 2X, vs. Temple (1/22/22)
Rebounds	3, 3X, last at Houston (1/30/22)
Field Goals Made	3 vs. Jacksonville (11/28/20)
Field Goals Attempted	6, 2X, last at VCU (11/12/21)
Three-Point Field Goals Made	1, 2X, last at Central Florida (1/16/22)
Three-Point Field Goals Attempted	3, 2X, last at VCU (11/12/21)
Free Throws Made	2 vs. Temple (1/22/22)
Free Throws Attempted	4 vs. Stetson (12/13/20)
Assists	3 vs. Alabama State (11/11/21)
Steals	1, 6X, last at Central Florida (1/16/22)
Blocks	0
Minutes	18, 2X, at VCU (11/12/21)

**20 - BETHY MUNUNGA**

Points	26 at Tulane (1/12/22)
Rebounds	23 vs. Stanford (11/26/21)
Field Goals Made	8, 2X, last at SMU (1/26/22)
Field Goals Attempted	15 vs. Cincinnati (2/17/21)
Three-Point Field Goals Made	3 vs. Baylor (12/1/20)
Three-Point Field Goals Attempted	4 vs. UTRGV (11/9/21)
Free Throws Made	10, 2X, last at Tulane (1/12/22)
Free Throws Attempted	14 vs. Tulane (2/20/21)
Assists	6 vs. West Virginia (12/20/21)
Steals	5 vs. Tulane (2/20/21)
Blocks	4 at Wichita State (1/22/20)
Minutes	45 vs. Cincinnati (2/17/21)

**21 - SHAE LEVERETT**

Points	20 vs. Wichita State (2/23/19)
Rebounds	18 vs. Wichita State (2/23/19)
Field Goals Made	6, 3X, last at James Madison (2/24/19)
Field Goals Attempted	10 vs. Wichita State (2/23/19)
Three-Point Field Goals Made	0
Three-Point Field Goals Attempted	1 at Houston (2/27/19)
Free Throws Made	10 vs. Wichita State (2/23/19)
Free Throws Attempted	12 at SMU (1/26/19)
Assists	3 at ECU (2/20/19)
Steals	4, 2X, last vs. Cincinnati (2/17/21)
Blocks	7 vs. Memphis (1/23/19)
Minutes	43 vs. Cincinnati (2/17/21)

**22 - AERIAL WILSON**

Points	10, 2X, last at Cincinnati (1/20/21)*
Rebounds	9, vs. Liberty (12/6/20)*
Field Goals Made	4, 3X, last vs. SMU (1/21/20)*
Field Goals Attempted	11, vs. Cincinnati (3/8/21)*
Three-Point Field Goals Made	2, vs. SMU (3/6/20)*
Three-Point Field Goals Attempted	5, vs. Cincinnati (13/8/21)*
Free Throws Made	3, vs. Liberty (12/6/20)*
Free Throws Attempted	6, vs. Tulane (2/4/20)*
Assists	10, 2X, last vs. East Carolina (2/6/21)*
Steals	5, 2X, last vs. George Washington (11/17/19)*
Blocks	1, 10X, last vs. Stetson (12/15/21)
Minutes	40, 4X, last vs. Cincinnati (3/8/21)*

**24 - BELLA WEARY**

Points	3 vs. Stetson (12/15/21)
Rebounds	1, 3X, last vs. Jacksonville (12/29/21)
Field Goals Made	1 vs. Stetson (12/15/21)
Field Goals Attempted	2 vs. Stetson (12/15/21)
Three-Point Field Goals Made	1 vs. Stetson (12/15/21)
Three-Point Field Goals Attempted	1, 3X, last vs. High Point (12/17/21)
Free Throws Made	0
Free Throws Attempted	0
Assists	1 vs. Stetson (12/15/21)
Steals	0
Blocks	0
Minutes	5, 2X, last vs. Jacksonville (12/29/21)

**32 - DULCY FANKAM MENDJIADEU**

Points	23, 2X, last at Tulane (1/12/22)
Rebounds	17 at Saint Louis (12/4/20)*
Field Goals Made	11 at Tulane (1/12/22)
Field Goals Attempted	17 at Saint Louis (12/4/20)*
Three-Point Field Goals Made	0
Three-Point Field Goals Attempted	1, 3X, last vs. Temple (1/19/22)
Free Throws Made	9 vs. UConn (1/14/20)*
Free Throws Attempted	10 vs. UConn (1/14/20)*
Assists	2, 10X, last vs. Alabama State (11/11/21)
Steals	6 vs. Tulane (2/23/21)*
Blocks	4, 3X, last at Temple (3/4/21)*
Minutes	41 last vs. Temple (1/19/22)

\* Career highs achieved at Memphis

NOV. 9, 2021 | UTRGV TAMPA, FLA.



Official Basketball Box Score - Final
UTRGV at South Fla.
11/09/21 Yuengling Center, Tampa
2021-22 Women's Basketball

Game Time: 8:00 PM
Game Duration: 3:12
Attendance: 2,710

Officials: Isaac Johnson, Tasha Smith, Courtney Robinson

Table with columns for NO. Name, Min, FG, 3P, FT, Rebounds, Fouls, TP, AS, TO, ST, Blocks, +/- and Shooting By Period. Includes team totals and technical fouls.

Table with columns for NO. Name, Min, FG, 3P, FT, Rebounds, Fouls, TP, AS, TO, ST, Blocks, +/- and Shooting By Period. Includes team totals and technical fouls.

Summary table with columns for UTR, USF, Points from Turnovers, UTR, USF, Period by Period Scoring, UTR, USF, Lead Changes, UTR, USF, Times Tied, UTR, USF, Time with Lead, UTR, USF.

NOV. 11, 2021 | ALABAMA STATE | TAMPA, FLA.



Official Basketball Box Score - Final
Alabama St. at South Fla.
11/11/21 Yuengling Center, Tampa
2021-22 Women's Basketball

Game Time: 7:00 PM
Game Duration: 1:49
Attendance: 2,123

Officials: Ron Ledington, Mark Resch, Alexis Perez

Table with columns for NO. Name, Min, FG, 3P, FT, Rebounds, Fouls, TP, AS, TO, ST, Blocks, +/- and Shooting By Period. Includes team totals and technical fouls.

Table with columns for NO. Name, Min, FG, 3P, FT, Rebounds, Fouls, TP, AS, TO, ST, Blocks, +/- and Shooting By Period. Includes team totals and technical fouls.

Summary table with columns for ASU, USF, Points from Turnovers, ASU, USF, Period by Period Scoring, ASU, USF, Lead Changes, ASU, USF, Times Tied, ASU, USF, Time with Lead, ASU, USF.

NOV. 15, 2021 | No. 16/12 TENNESSEE | KNOXVILLE, TENN.



Official Basketball Box Score - Final
South Florida at Tennessee
11/15/21 Thompson-Boling Arena, Knoxville, Tenn.
2021-22 Women's Basketball

Game Time: 6:32 PM
Game Duration: 1:55
Attendance: 6,017

Officials: Dee Karter, Billy Smith, Luis Gonzalez

Table with columns for NO. Name, Min, FG, 3P, FT, Rebounds, Fouls, TP, AS, TO, ST, Blocks, +/- and Shooting By Period. Includes team totals and technical fouls.

Table with columns for NO. Name, Min, FG, 3P, FT, Rebounds, Fouls, TP, AS, TO, ST, Blocks, +/- and Shooting By Period. Includes team totals and technical fouls.

Summary table with columns for USF, TENN, Points from Turnovers, USF, TENN, Period by Period Scoring, USF, TENN, Lead Changes, USF, TENN, Times Tied, USF, TENN, Time with Lead, USF, TENN.

NOV. 20, 2021 | VS. SYRACUSE | PARADISE ISLAND, BAHAMAS



Official Basketball Box Score - Final
Syracuse at South Fla.
11/20/21 Atlantis Resort, Paradise Island
2021 Bad Boy Mowers Women's Battle 4 Atlantis

Game Time: 2:30 PM
Game Duration: 1:37
Attendance: 993

Officials: Joe Vaszly, Puaroni Spurluck, Jeff Smith

Table with columns for NO. Name, Min, FG, 3P, FT, Rebounds, Fouls, TP, AS, TO, ST, Blocks, +/- and Shooting By Period. Includes team totals and technical fouls.

Table with columns for NO. Name, Min, FG, 3P, FT, Rebounds, Fouls, TP, AS, TO, ST, Blocks, +/- and Shooting By Period. Includes team totals and technical fouls.

Summary table with columns for SYR, USF, Points from Turnovers, SYR, USF, Period by Period Scoring, SYR, USF, Lead Changes, SYR, USF, Times Tied, SYR, USF, Time with Lead, SYR, USF.

NOV. 21, 2021 | NO. 2/2 VS. UCONN | PARADISE ISLAND, BAHAMAS



Official Basketball Box Score - Final
South Fla. at UConn
11/21/21, Atlantis Resort, Paradise Island
2021 East Bay Mowers Women's Balle 4 Atlantis

Table with columns: NO. Name, Min, FG, 3P, FT, Rebounds, Fouls, TP, AS, TO, ST, Blocks, +/-, Shooting By Period. Includes team totals and technical fouls.

Table with columns: NO. Name, Min, FG, 3P, FT, Rebounds, Fouls, TP, AS, TO, ST, Blocks, +/-, Shooting By Period. Includes team totals and technical fouls.

Summary table with columns: USF, CON, Points from Turnovers, USF, CON, Period by Period Scoring, USF, CON.

NOV. 22, 2021 | VS. NO. 9/9 OREGON | PARADISE ISLAND, BAHAMAS



Official Basketball Box Score - Final
Oregon at South Fla.
11/22/21, Atlantis Resort, Paradise Island
2021 East Bay Mowers Women's Balle 4 Atlantis

Table with columns: NO. Name, Min, FG, 3P, FT, Rebounds, Fouls, TP, AS, TO, ST, Blocks, +/-, Shooting By Period. Includes team totals and technical fouls.

Table with columns: NO. Name, Min, FG, 3P, FT, Rebounds, Fouls, TP, AS, TO, ST, Blocks, +/-, Shooting By Period. Includes team totals and technical fouls.

Summary table with columns: ORE, USF, Points from Turnovers, ORE, USF, Period by Period Scoring, ORE, USF.

NOV. 26, 2021 | VS. STANFORD | NASSAU, BAHAMAS



Official Basketball Box Score - Final
South Fla. at Stanford
11/26/21, Bahu Mar Convention Center, Nassau
2021-22 Women's Basketball

Table with columns: NO. Name, Min, FG, 3P, FT, Rebounds, Fouls, TP, AS, TO, ST, Blocks, +/-, Shooting By Period. Includes team totals and technical fouls.

Table with columns: NO. Name, Min, FG, 3P, FT, Rebounds, Fouls, TP, AS, TO, ST, Blocks, +/-, Shooting By Period. Includes team totals and technical fouls.

Summary table with columns: SFL, SFD, Points from Turnovers, SFL, SFD, Period by Period Scoring, SFL, SFD.

DEC. 2, 2021 | AT UT ARLINGTON | ARLINGTON, TEXAS



Official Basketball Box Score - Final
South Fla. at UT Arlington
12/02/21, College Park Center, Arlington, Texas
2021-22 Women's Basketball

Table with columns: NO. Name, Min, FG, 3P, FT, Rebounds, Fouls, TP, AS, TO, ST, Blocks, +/-, Shooting By Period. Includes team totals and technical fouls.

Table with columns: NO. Name, Min, FG, 3P, FT, Rebounds, Fouls, TP, AS, TO, ST, Blocks, +/-, Shooting By Period. Includes team totals and technical fouls.

Summary table with columns: USF, UTA, Points from Turnovers, USF, UTA, Period by Period Scoring, USF, UTA.

DEC. 12, 2021 | VCU | RICHMOND, VA.

Official Basketball Box Score - Final  
 South Fla. at VCU  
 12/12/21 Stuart C. Siegel Center, Richmond  
 2021-22 Women's Basketball

Game Time: 1:00 PM  
 Game Duration: 1:59  
 Attendance: 393

Officials: Tom Danaher, Isaac Johnson, Lauren Niemera

South Fla. - 64

NO. Name	Min	FG			3P	FT	Rebounds		Fouls		TP	AS	TO	ST	Blocks		+/-
		M-A	M-A	M-A			OR	DR	PF	FD					BS	BA	
20 Bethy Mununga	19:16	0-3	0-0	2-2	4	8	12	0	2	2	1	3	1	0	0	0	-1
32 Dulcy Mendjadjou Fankam	29:21	10-11	0-0	2-3	4	5	9	4	5	22	0	3	0	0	0	5	
3 Sydny Harvey	26:20	2-7	2-4	0-0	3	3	0	6	1	4	1	0	0	1	0	-9	
4 Elisa Pinzan	38:32	6-8	3-4	9-10	0	4	4	0	5	24	1	5	2	0	0	10	
5 Elena Tsineke	18:14	3-9	1-4	0-0	1	1	2	1	7	1	0	0	0	0	0	-13	
12 Cristina Bermejo	13:10	0-1	0-0	0-1	1	5	0	0	0	1	1	0	0	0	0	16	
13 Sara Guerrero	17:33	1-6	1-2	0-0	2	0	2	0	3	2	1	0	0	0	0	21	
21 Shae Leverett	12:15	0-0	0-0	2-1	3	2	0	0	0	0	2	0	0	0	0	-5	
1 Maria Alvarez	05:47	0-2	0-1	0-0	0	0	0	0	0	0	1	1	0	0	0	-4	
2 Mihaela Ladic	01:20	0-0	0-0	0-0	0	0	0	0	0	0	0	0	0	0	0	0	
22 Aerial Wilson	11:28	0-2	0-2	0-0	1	1	2	0	0	0	1	1	0	0	0	17	
11 Patience Williams	06:44	0-1	0-0	0-0	0	0	0	0	0	0	0	0	0	0	0	-2	
<b>Team</b>					2	4	6		0	0	0	8	19	4	1	1	7
<b>Totals</b>		22:50	7:18	13:15	15	27	42	16	14	64	8	19	4	1	1	7	

Shooting By Period  
 1st FG% 6-13 45.4%  
 3PT% 1-5 20.0%  
 FT% 0-0 0%  
 2nd FG% 4-15 26.7%  
 3PT% 1-5 20.0%  
 FT% 4-4 100%  
 3rd FG% 4-9 44.4%  
 3PT% 2-2 100.0%  
 FT% 0-0 0%  
 4th FG% 8-13 61.5%  
 3PT% 3-5 60.0%  
 FT% 9-11 81.8%  
 GM FG% 22-50 44.0%  
 3PT% 7-18 38.9%  
 FT% 13-15 86.7%

Technical Fouls: NONE  
 Dead Ball Rebounds: 0

VCU - 57

NO. Name	Min	FG			3P	FT	Rebounds		Fouls		TP	AS	TO	ST	Blocks		+/-
		M-A	M-A	M-A			OR	DR	PF	FD					BS	BA	
35 Samantha Robinson	18:18	0-1	0-0	4-4	1	1	2	2	4	0	0	1	0	0	0	7	
0 Sarah Te-Biasu	30:04	6-9	3-5	2-3	0	0	0	3	2	17	1	3	0	0	0	-1	
1 Taya Robinson	33:31	5-12	1-4	3-4	3	1	4	2	4	14	1	2	1	0	0	-5	
2 Janika Griffith-Wallace	28:17	0-9	0-4	3-4	0	1	1	3	2	3	1	0	0	0	0	-6	
3 Madison Hattix-Covington	36:28	2-6	1-2	0-0	0	4	4	1	5	5	0	1	2	0	0	6	
13 Chloe Bloom	21:18	5-8	0-0	0	1	5	6	3	0	10	0	0	1	1	0	-13	
4 Grace Hutson	18:06	1-5	0-3	0-0	1	2	3	1	0	2	1	2	1	0	0	-4	
33 Eliza Motokalyte	04:11	0-0	0-0	0-0	0	0	0	0	0	0	0	0	0	0	0	0	
12 Dasia Townes	09:47	1-1	0-0	0-0	0	0	0	0	1	2	0	0	0	0	0	-6	
<b>Team</b>					0	0	0		0	0	1						
<b>Totals</b>		20:51	5:18	12:16	6	14	20	14	16	57	4	7	12	1	1	7	

Shooting By Period  
 1st FG% 7-13 53.8%  
 3PT% 1-4 25.0%  
 FT% 0-0 0%  
 2nd FG% 3-11 27.3%  
 3PT% 1-3 33.3%  
 FT% 3-5 60.0%  
 3rd FG% 8-12 66.7%  
 3PT% 3-5 60.0%  
 FT% 3-3 100%  
 4th FG% 2-15 13.3%  
 3PT% 0-6 0%  
 FT% 4-7 57.1%  
 GM FG% 20-51 39.2%  
 3PT% 5-18 27.8%  
 FT% 12-16 75.0%

Technical Fouls: NONE  
 Dead Ball Rebounds: 2

	USF	VCU
Biggest lead	7 (4th 0:21)	16 (3rd 5:30)
Best Scoring Run	16 (4th 3:11)	15 (3rd 5:30)
Lead Changes	2	
Times Tied	3	
Time with Lead	08:07	29:59

Points from	USF	VCU
Turnovers	5	17
Paint	20	20
Second Chance	16	5
Fast Breaks	0	13
Bench	3	14

Period by Period Scoring	VCU			
	1st	2nd	3rd	4th
TOT	13	13	10	28
TOT	15	12	22	8

DEC. 15, 2021 | STETSON | TAMPA, FLA.

Official Basketball Box Score - Final  
 Stetson at South Fla.  
 12/15/21 Yungling Center, Tampa  
 2021-22 Women's Basketball

Game Time: 11:00 AM  
 Game Duration: 1:42  
 Attendance: 2,847

Officials: Ed Sidslaky, Jeffrey Smith, Ashley Gless

Stetson - 50

NO. Name	Min	FG			3P	FT	Rebounds		Fouls		TP	AS	TO	ST	Blocks		+/-
		M-A	M-A	M-A			OR	DR	PF	FD					BS	BA	
14 Mali Morgan-Elliott	27:05	0-5	0-1	0-0	1	2	3	0	0	1	3	1	3	1	0	0	-17
24 Talianna Streun	23:21	3-10	1-2	0-0	2	4	6	2	1	7	1	6	2	0	0	3	
2 Alyssa Hargrove	28:35	0-4	0-1	0-0	0	5	2	1	0	0	1	1	1	1	0	-19	
11 Tippy Robertson	25:59	5-9	2-3	0-0	0	2	2	0	0	12	0	1	0	1	0	-7	
13 Yazz Wazeerud-Din	28:26	0-5	0-4	2-2	0	0	0	1	1	2	2	2	1	0	0	-24	
5 Kyla Turner	23:50	4-7	1-1	2-4	3	2	5	0	4	11	0	1	0	1	0	-18	
12 Ayanna Dublin	20:21	3-2	0-1	3-3	2	2	4	2	2	9	3	2	0	0	0	-9	
23 Khamyia McNeal	11:32	3-5	2-4	1-1	1	1	1	1	1	9	0	1	0	0	0	-6	
33 Maddie Novak	02:20	0-0	0-0	0-0	0	0	0	0	0	0	0	0	0	0	0	2	
0 Haley Stinebricker	01:15	0-0	0-0	0-0	0	0	0	0	0	0	0	0	0	0	0	0	
31 Landyn Owens	01:15	0-0	0-0	0-0	0	0	0	0	0	0	0	0	0	0	0	0	
<b>Team</b>					3	6	9		0	0	1						
<b>Totals</b>		18:57	6:17	8:10	11	23	34	11	10	50	8	17	7	1	9	19	

Shooting By Period  
 1st FG% 8-16 50.0%  
 3PT% 3-5 60.0%  
 FT% 0-0 0%  
 2nd FG% 3-15 20.0%  
 3PT% 0-2 0%  
 FT% 0-0 0%  
 3rd FG% 4-11 36.4%  
 3PT% 1-3 33.3%  
 FT% 5-6 83.3%  
 4th FG% 3-15 20.0%  
 3PT% 2-7 28.6%  
 FT% 3-4 75%  
 GM FG% 18-57 31.6%  
 3PT% 6-17 35.3%  
 FT% 8-10 80.0%

Technical Fouls: NONE  
 Dead Ball Rebounds: 1

South Fla. - 69

NO. Name	Min	FG			3P	FT	Rebounds		Fouls		TP	AS	TO	ST	Blocks		+/-
		M-A	M-A	M-A			OR	DR	PF	FD					BS	BA	
11 Patience Williams	05:56	2-2	0-0	0-1	0	2	2	0	0	1	4	0	1	0	1	0	-3
32 Dulcy Mendjadjou Fankam	11:39	3-8	0-0	1-1	2	4	6	4	1	7	1	2	0	0	0	1	
3 Sydny Harvey	21:55	0-6	0-4	1-2	2	2	0	2	0	1	1	2	0	0	0	12	
4 Elisa Pinzan	27:04	5-7	2-4	0-0	1	1	0	10	12	6	2	1	0	0	0	6	
13 Sara Guerrero	05:47	1-2	0-0	0-0	0	1	2	0	0	1	2	0	0	0	0	-7	
5 Elena Tsineke	22:57	4-7	0-1	2-2	0	1	1	2	3	10	3	2	0	0	0	23	
20 Bethy Mununga	20:13	3-7	0-0	2-2	7	9	0	1	6	0	3	1	2	0	0	12	
21 Shae Leverett	23:14	3-3	0-0	4-4	3	6	9	0	2	10	0	2	3	0	0	14	
1 Maria Alvarez	12:58	0-5	0-4	0-0	2	2	0	0	0	1	0	0	1	0	0	2	
12 Cristina Bermejo	13:51	0-3	0-0	0-0	0	0	0	1	1	0	0	0	0	0	0	10	
22 Aerial Wilson	12:56	2-3	1-2	0-0	1	1	2	0	5	1	1	0	1	0	0	7	
2 Mihaela Ladic	11:50	3-5	1-2	0-0	1	0	1	0	0	7	4	0	0	0	0	12	
0 Odeth Belancourt	05:07	1-1	0-0	0-0	1	1	0	0	0	2	0	1	0	0	0	4	
24 Bella Weary	04:33	1-2	1-1	0-0	0	0	0	1	0	3	0	0	0	0	0	2	
<b>Team</b>					1	4	5		0	0	0						
<b>Totals</b>		26:61	5:18	8:10	11	29	40	10	11	69	19	13	5	9	1	19	

Shooting By Period  
 1st FG% 6-14 42.9%  
 3PT% 0-3 0%  
 FT% 5-5 100%  
 2nd FG% 8-15 53.3%  
 3PT% 2-4 50.0%  
 FT% 2-2 100%  
 3rd FG% 5-15 33.3%  
 3PT% 0-4 0%  
 FT% 1-2 50%  
 4th FG% 9-17 52.9%  
 3PT% 3-7 42.9%  
 FT% 0-1 0%  
 GM FG% 28-61 45.9%  
 3PT% 5-18 27.8%  
 FT% 8-10 80.0%

Technical Fouls: NONE  
 Dead Ball Rebounds: 1

	STET	USF
Biggest lead	7 (1st 8:14)	23 (4th 2:07)
Best Scoring Run	7 (1st 8:14)	16 (2nd 0:30)
Lead Changes	5	
Times Tied	4	
Time with Lead	09:26	26:33

Points from	STET	USF
Turnovers	9	19
Paint	18	40
Second Chance	5	7
Fast Breaks	3	13
Bench	29	43

Period by Period Scoring	USF			
	1st	2nd	3rd	4th
TOT	19	6	14	11
TOT	17	20	11	21

DEC. 17, 2021 | HIGH POINT | TAMPA, FLA.

Official Basketball Box Score - Final  
 High Point at South Fla.  
 12/17/21 Yungling Center, Tampa  
 2021-22 Women's Basketball

Game Time: 7:00 PM  
 Game Duration: 1:41  
 Attendance: 1,562

Officials: Joseph Vazzy, Teresa Sluck, Tasha Smith

High Point - 46

NO. Name	Min	FG			3P	FT	Rebounds		Fouls		TP	AS	TO	ST	Blocks		+/-
		M-A	M-A	M-A			OR	DR	PF	FD					BS	BA	
3 Jaden Wrightsell	21:02	3-9	1-4	2-2	0	3	3	4	3	9	0	2	1	0	0	1	
2 Nakayah Terrell	27:52	2-4	0-0	3-4	1	2	3	3	7	1	3	1	0				

DEC. 21, 2021 | VS. OLE MISS | WEST PALM BEACH, FLA.



Official Basketball Box Score - Final
Ole Miss at South Fla.
12/21/21 Student Life Center, West Palm Beach
2021-22 Women's Basketball

Game Time: 1:15 PM
Game Duration: 1:44
Officials: Kyle Galloway, Cody Cantrel, Adrian Gilmore

Ole Miss - 61

Record: 12-1

Table with columns: NO. Name, Min, FG, 3P, FT, Rebounds, Fouls, TP, AS, TO, ST, Blocks, +/-

Shooting By Period
1st FG%: 6-14 42.9%
3PT%: 0-3 0.0%
FT%: 0-0 0.0%
2nd FG%: 6-15 40.0%
3PT%: 1-3 33.3%
FT%: 1-4 25%
3rd FG%: 7-13 53.8%
3PT%: 1-1 100.0%
FT%: 0-0 0.0%
4th FG%: 5-9 55.6%
3PT%: 1-3 33.3%
FT%: 9-14 64.3%

GM FG%: 24.51 47.1%
3PT%: 3-10 30.0%
FT%: 10-18 55.6%
Dead Ball Rebounds: 5, 0

South Fla. - 53

Record: 9-4

Table with columns: NO. Name, Min, FG, 3P, FT, Rebounds, Fouls, TP, AS, TO, ST, Blocks, +/-

Shooting By Period
1st FG%: 4-9 44.4%
3PT%: 3-4 75.0%
FT%: 1-1 100%
2nd FG%: 6-14 42.9%
3PT%: 1-4 25.0%
FT%: 5-7 71.4%
3rd FG%: 1-10 10.0%
FT%: 3-4 75%
4th FG%: 5-12 41.7%
3PT%: 3-7 42.9%
FT%: 5-5 100%

GM FG%: 16.45 35.6%
3PT%: 7-18 38.9%
FT%: 14-20 70.0%
Dead Ball Rebounds: 4, 0

Summary statistics table with columns: OLE, USF, Points from, Turnovers, Paint, Second Chance, Fast Breaks, Bench

DEC. 25, 2021 | JACKSONVILLE | TAMPA, FLA.



Official Basketball Box Score - Final
Jacksonville at South Fla.
12/25/21 Yaungjing Center, Tampa
2021-22 Women's Basketball

Game Time: 4:00 PM
Game Duration: 1:47
Attendance: 1,996
Officials:

Jacksonville - 57

Record: 7-4

Table with columns: NO. Name, Min, FG, 3P, FT, Rebounds, Fouls, TP, AS, TO, ST, Blocks, +/-

Shooting By Period
1st FG%: 7-15 46.7%
3PT%: 1-5 20.0%
FT%: 2-2 100%
2nd FG%: 7-12 58.3%
3PT%: 0-2 0.0%
FT%: 2-2 100%
3rd FG%: 4-13 30.8%
3PT%: 1-2 50.0%
FT%: 2-2 100%
4th FG%: 5-12 41.7%
3PT%: 0-4 0.0%
FT%: 3-4 75%

GM FG%: 23.52 44.2%
3PT%: 2-13 15.4%
FT%: 9-10 90.0%
Dead Ball Rebounds: 0, 0

South Fla. - 70

Record: 10-4

Table with columns: NO. Name, Min, FG, 3P, FT, Rebounds, Fouls, TP, AS, TO, ST, Blocks, +/-

Shooting By Period
1st FG%: 7-14 50.0%
3PT%: 3-4 75.0%
FT%: 6-6 100%
2nd FG%: 8-17 47.1%
3PT%: 4-9 44.4%
FT%: 1-1 100%
3rd FG%: 4-14 28.6%
3PT%: 2-5 40.0%
FT%: 4-4 100%
4th FG%: 5-15 33.3%
3PT%: 0-3 0.0%
FT%: 2-2 100%

GM FG%: 24.60 40.0%
3PT%: 9-21 42.9%
FT%: 13-13 100.0%
Dead Ball Rebounds: 0, 0

Summary statistics table with columns: JAC, USF, Points from, Turnovers, Paint, Second Chance, Fast Breaks, Bench

JAN. 2, 2022 | MEMPHIS | TAMPA, FLA.

POSTPONED
NEW DATE & TIME TBA

JAN. 5, 2022 | AT CINCINNATI | CINCINNATI, OHIO



Official Basketball Box Score - Final
South Fla. at Cincinnati
01/05/22 Fifth Third Arena, Cincinnati
2021-22 Women's Basketball

Game Time: 7:00 PM
Game Duration: 1:56
Attendance: 310
Officials: Karen Preato, Tom Danagher, Bruce Morris

South Fla. - 61

Record: 11-4 (1-0)

Table with columns: NO. Name, Min, FG, 3P, FT, Rebounds, Fouls, TP, AS, TO, ST, Blocks, +/-

Shooting By Period
1st FG%: 8-19 42.1%
3PT%: 4-9 44.4%
FT%: 3-5 60%
2nd FG%: 5-17 29.4%
3PT%: 1-5 20.0%
FT%: 0-1 0.0%
3rd FG%: 4-10 40.0%
3PT%: 0-4 0.0%
FT%: 5-8 62.5%
4th FG%: 5-10 50.0%
3PT%: 1-5 20.0%
FT%: 3-5 60%

GM FG%: 22.56 39.3%
3PT%: 6-23 26.1%
FT%: 11-19 57.9%
Dead Ball Rebounds: 2, 0

Cincinnati - 46

Record: 7-6 (0-1)

Table with columns: NO. Name, Min, FG, 3P, FT, Rebounds, Fouls, TP, AS, TO, ST, Blocks, +/-

Shooting By Period
1st FG%: 1-14 7.1%
3PT%: 0-4 0.0%
FT%: 2-2 100%
2nd FG%: 5-10 50.0%
3PT%: 0-1 0.0%
FT%: 2-2 100%
3rd FG%: 6-12 50.0%
3PT%: 2-6 33.3%
FT%: 1-2 50%
4th FG%: 5-12 41.7%
3PT%: 2-4 50.0%
FT%: 3-5 60%

GM FG%: 17.48 35.4%
3PT%: 4-15 26.7%
FT%: 8-11 72.7%
Dead Ball Rebounds: 2, 0

Summary statistics table with columns: USF, CIN, Points from, Turnovers, Paint, Second Chance, Fast Breaks, Bench

**JAN. 9, 2022 | WICHITA STATE | TAMPA, FLA.**

**JAN. 12, 2022 | AT TULANE | NEW ORLEANS, LA.**

**POSTPONED  
RESCHEDULE FOR FEB. 22**

Official Basketball Box Score - Final  
**South Fla. at Tulane**  
 01/12/22 Avron B. Fogelman Arena in Devin Fiebert House, New Orleans  
 2021-22 Women's Basketball  
 Game Time: 6:00 PM  
 Game Duration: 2:22  
 Attendance: 577  
 Officials: Denise Brooks, Joseph Vaszly, Jeffrey Smith

**South Fla. - 75** Record: 12-4 (2-0)

NO. Name	Min	FG			3P			FT			Rebounds		Fouls		TP	AS	TO	ST	Blocks		+/-	
		M-A	M-A	M-A	M-A	M-A	M-A	OR	DR	TOT	PF	FD	BS	BA								
20 Bethy Mununga	F 40:00	8-12	0-0	0-0	10-11	2	10	12	2	6	26	1	2	0	0	0	1	1	0	0	1	13
32 Dulcy Mendjadjou Fankam	F 25:15	9-11	0-0	0-0	5-5	4	4	8	3	4	23	0	3	3	3	0	7	0	0	0	0	13
3 Sydni Harvey	G 24:34	0-5	0-2	0-0	3-2	5	4	0	0	0	0	1	3	1	0	0	0	3	0	0	0	3
4 Elisa Pinzan	G 32:19	1-5	0-1	3-5	0-2	2	3	2	5	4	2	0	0	0	1	1	0	0	1	1	18	18
5 Elena Tsineke	G 30:04	4-14	2-5	2-2	2	1	3	5	2	12	4	1	0	0	0	0	0	0	0	0	6	6
1 Maria Alvarez	21:56	1-5	1-5	2-2	1	2	3	3	5	5	0	0	0	0	0	0	0	0	0	0	0	1
21 Shae Leverett	14:45	1-2	0-0	0-0	0	0	3	1	0	2	1	1	1	0	0	0	0	0	0	0	0	1
12 Cristina Bermejo	09:05	1-2	0-1	0-0	0	0	0	4	0	2	0	2	0	1	0	0	0	0	0	0	0	5
13 Sara Guerreiro	02:02	0-0	0-0	0-0	0	0	0	1	1	0	0	0	0	0	0	0	0	0	0	0	0	0
<b>Team</b>																						
<b>Totals</b>		25-56	3-14	22-25	12	24	36	26	18	75	16	15	5	4	2	13						

**Shooting By Period**

	1st	2nd	3rd	4th	TOT
1st FG%	6-13	46.2%			
3PT%	1-3	33.3%			
FT%	1-1	100%			
2nd FG%	6-17	35.3%			
3PT%	1-4	25.0%			
FT%	6-6	100%			
3rd FG%	9-14	64.3%			
3PT%	1-3	33.3%			
FT%	2-2	100%			
4th FG%	4-12	33.3%			
3PT%	0-4	0.0%			
FT%	13-16	81.3%			
GM FG%	25-56	44.6%			
3PT%	3-14	21.4%			
FT%	22-25	88.0%			

Technical Fouls: NONE  
 Dead Ball Rebounds: 5.4

**Tulane - 62** Record: 8-5 (0-2)

NO. Name	Min	FG			3P			FT			Rebounds		Fouls		TP	AS	TO	ST	Blocks		+/-
		M-A	M-A	M-A	M-A	M-A	M-A	OR	DR	TOT	PF	FD	BS	BA							
23 Krystal Freeman	F 38:18	4-14	1-4	0-0	4	6	10	4	1	9	1	0	0	1	1	0	1	1	-6		
42 Mia Heide	F 19:30	1-4	0-0	1-1	1	1	2	3	1	3	0	1	0	0	0	0	1	0	0	0	15
0 Arslu Clark	G 38:08	4-17	0-2	9-11	2	1	3	2	8	17	5	2	1	0	2	1	0	2	1	14	14
11 Moon Urain	G 35:20	2-9	1-3	2-4	2	1	3	4	3	7	1	4	1	0	1	0	1	-18			
14 Dynah Jones	G 32:28	2-12	0-3	12-16	5	0	5	4	1	16	1	1	0	0	0	0	0	0	0	1	16
15 Anijah Grant	14:58	3-4	0-0	1-2	2	2	4	1	1	7	1	1	1	0	0	0	0	0	0	0	1
21 Irina Parau	07:14	0-0	0-0	0-0	0	1	1	0	0	0	0	1	0	0	0	0	0	0	0	0	-6
1 Kaila Anderson	07:13	1-1	1-1	0-0	1	2	3	1	0	3	0	0	0	0	0	0	0	0	0	0	1
12 Sierra Cheatham	06:50	0-0	0-0	0-0	0	1	1	0	0	0	0	0	0	0	0	0	0	0	0	0	0
<b>Team</b>																					
<b>Totals</b>		17-60	3-13	25-34	17	15	32	19	26	62	10	9	5	2	4	13					

**Shooting By Period**

	1st	2nd	3rd	4th	TOT
1st FG%	6-14	42.9%			
3PT%	0-3	0.0%			
FT%	2-2	100%			
2nd FG%	5-16	31.3%			
3PT%	1-5	20.0%			
FT%	4-8	50%			
3rd FG%	4-11	36.4%			
3PT%	2-2	100%			
FT%	6-8	75%			
4th FG%	2-19	10.5%			
3PT%	0-3	0.0%			
FT%	13-16	81.3%			
GM FG%	17-60	28.3%			
3PT%	3-13	23.1%			
FT%	25-34	73.5%			

Technical Fouls: Urain 4th 1-24  
 Dead Ball Rebounds: 7.2

	USF	TUL	Points from	USF	TUL	Period by Period Scoring
Biggest lead	13 (4th 0:27)	5 (2nd 8:11)	Turnovers	10	18	1st 2nd 3rd 4th TOT
Best Scoring Run	7 (1st 8:26)	8 (1st 2:28)	Paint	40	20	USF 14 19 21 21 75
Lead Changes	4		Second Chance	14	13	
Times Tied	4		Fast Breaks	9	7	TUL 14 15 16 17 62
Time with Lead	28:18	08:46	Bench	9	10	

**JAN. 16, 2022 | AT CENTRAL FLORIDA | ORLANDO, FLA.**

**JAN. 19, 2022 | TULSA | TAMPA, FLA.**

Official Basketball Box Score - Final  
**South Florida at UCF**  
 01/16/22 Addition Financial Arena, Orlando  
 2021-22 Women's Basketball  
 Game Time: 3:00 PM  
 Game Duration: 2:01  
 Attendance: 2,763  
 Officials: Rod Creech, John Capolino, Meadow Overstreet

**South Florida - 51** Record: 12-5 (3-1)

NO. Name	Min	FG			3P			FT			Rebounds		Fouls		TP	AS	TO	ST	Blocks		+/-
		M-A	M-A	M-A	M-A	M-A	M-A	OR	DR	TOT	PF	FD	BS	BA							
20 Bethy Mununga	F 37:55	5-12	0-1	2-2	4	7	11	3	4	12	4	1	2	3	0	0	1	3	0	0	-13
32 Dulcy Mendjadjou Fankam	F 35:49	6-9	0-0	2-3	2	6	8	4	2	14	0	3	2	0	0	0	0	0	0	0	-12
3 Sydni Harvey	G 25:53	2-7	1-2	0-0	0	1	1	1	5	1	3	0	0	0	0	0	0	0	0	0	-17
4 Elisa Pinzan	G 23:19	0-5	0-4	0-0	0	0	0	0	1	0	4	3	0	0	0	0	0	0	0	0	-12
5 Elena Tsineke	G 28:43	3-6	1-2	5-5	2	1	3	0	4	12	1	7	0	0	0	0	0	0	0	0	-10
1 Maria Alvarez	27:13	2-9	1-6	0-0	2	2	5	0	0	1	0	0	0	0	0	0	0	0	0	0	-8
21 Shae Leverett	05:35	0-0	0-0	0-1	0	0	0	2	1	0	0	0	0	0	1	0	0	0	0	0	-8
12 Cristina Bermejo	07:33	0-1	0-0	0-0	0	0	0	0	0	0	0	0	0	0	0	0	0	0	0	0	-7
13 Sara Guerreiro	10:00	1-1	1-1	0-0	0	0	0	2	0	3	1	2	1	0	0	0	0	0	0	0	5
<b>Team</b>																					
<b>Totals</b>		19-50	4-16	9-11	16	15	31	14	15	51	11	19	6	4	1	1	16				

**Shooting By Period**

	1st	2nd	3rd	4th	TOT
1st FG%	6-10	60.0%			
3PT%	1-2	50.0%			
FT%	0-0	0%			
2nd FG%	2-15	13.3%			
3PT%	1-9	11.1%			
FT%	4-6	66.7%			
3rd FG%	6-13	46.2%			
3PT%	0-1	0.0%			
FT%	0-0	0%			
4th FG%	5-12	41.7%			
3PT%	2-4	50.0%			
FT%	5-5	100%			
GM FG%	19-50	38.0%			
3PT%	4-16	25.0%			
FT%	9-11	81.8%			

Technical Fouls: Mendjadjou Fankam 4th 6:30  
 Dead Ball Rebounds: 2.0

Official Basketball Box Score - Final  
**Tulsa at South Fla.**  
 01/19/22 Yuengling Center, Tampa  
 2021-22 Women's Basketball  
 Game Time: 7:00 PM  
 Game Duration: 1:54  
 Attendance: 1,596  
 Officials: Ed Sidasky, Mark Resch, Talisa Green

**Tulsa - 63** Record: 12-3 (2-2)

NO. Name	Min	FG			3P			FT			Rebounds		Fouls		TP	AS	TO	ST	Blocks		+/-
		M-A	M-A	M-A	M-A	M-A	M-A	OR	DR	TOT	PF	FD	BS	BA							
2 Temira Poindexter	F 22:58	3-12	1-6	3-3	3	2	5	3	3	10	0	2	0	2	3	-8					
10 Maya Mayberry	G 22:15	3-6	2-3	0-0	0	1	1	3	1	8	1	1	0	1	1	-4					
11 Maddie Bittle	G 29:28	4-10	1-3	2-3	0	2	2	5	3	11	1	2	0	0	0	-1					
12 Wuyette Mayberry	G 37:04	9-18	2-3	3-6	1	3	4	5	23	4	2	3	0	2	2	-2					
21 Rebecca Lescay	G 33:53	3-12	0-1	0-2	1	9	10	4	2	6	4	4	0	0	1	-1					
5 Delanie Crawford	30:42	1-2	0-1	0-0	0	1	3	4	0	2	1	0	1	0	0	-6					
15 Jessica Evans	18:44	0-2	0-0	0-0	0	8	8	2	2	0	1	1	0	2	0	4					
24 Madi Washington	04:56	1-1	1-1	0-0	0	1	1	0	0	3	0	0	0	0	0	3					
<b>Team</b>																					
<b>Totals</b>		24-63	7-18	8-14	11	30	41	23	16												

JAN. 22, 2022 | TEMPLE | TAMPA, FLA.

Official Basketball Box Score - Final
Temple at South Fla.
01/22/22 Yuengling Center, Tampa
2021-22 Women's Basketball
Game Time: 3:00 PM
Game Duration: 2:14
Attendance: 2,177
Officials: Denise Brooks, Joseph Vaszly, Teresa Luck

Table with columns for NO. Name, Min, FG, 3P, FT, Rebounds, Fouls, TP, AS, TO, ST, Blocks, +/- and Shooting By Period.

Table with columns for NO. Name, Min, FG, 3P, FT, Rebounds, Fouls, TP, AS, TO, ST, Blocks, +/- and Shooting By Period.

Summary table with columns: Biggest lead, Best Scoring Run, Lead Changes, Times Tied, Time with Lead, Points from Turnovers, Paint, Second Chance, Fast Breaks, Bench, and Period by Period Scoring.

JAN. 26, 2022 | AT SMU | DALLAS, TEXAS

Official Basketball Box Score - Final
South Fla. at SMU
01/26/22 Moody Coliseum, Dallas
2021-22 Women's Basketball
Game Time: 7:00 PM
Game Duration: 1:47
Attendance: 674
Officials: Fatou Casko-Stephens, Bryan Brunette, Sel Esho

Table with columns for NO. Name, Min, FG, 3P, FT, Rebounds, Fouls, TP, AS, TO, ST, Blocks, +/- and Shooting By Period.

Table with columns for NO. Name, Min, FG, 3P, FT, Rebounds, Fouls, TP, AS, TO, ST, Blocks, +/- and Shooting By Period.

Summary table with columns: Biggest lead, Best Scoring Run, Lead Changes, Times Tied, Time with Lead, Points from Turnovers, Paint, Second Chance, Fast Breaks, Bench, and Period by Period Scoring.

JAN. 30, 2022 | AT HOUSTON | HOUSTON, TEXAS

Official Basketball Box Score - Final
South Fla. at Houston
01/30/22 Ferrita Center, Houston
2021-22 Women's Basketball
Game Time: 3:00 PM
Game Duration: 1:58
Attendance: 568
Officials: Julie Krommehock, Scott Vaybrough, Courtney Robinson

Table with columns for NO. Name, Min, FG, 3P, FT, Rebounds, Fouls, TP, AS, TO, ST, Blocks, +/- and Shooting By Period.

Table with columns for NO. Name, Min, FG, 3P, FT, Rebounds, Fouls, TP, AS, TO, ST, Blocks, +/- and Shooting By Period.

Summary table with columns: Biggest lead, Best Scoring Run, Lead Changes, Times Tied, Time with Lead, Points from Turnovers, Paint, Second Chance, Fast Breaks, Bench, and Period by Period Scoring.

FEB. 6, 2022 | TULANE | TAMPA, FLA.

Official Basketball Box Score - Final
Tulane at South Fla.
02/06/22 Yuengling Center, Tampa
2021-22 Women's Basketball
Game Time: 12:00 PM
Game Duration: 1:49
Attendance: 1,683
Officials: Ed Sidasky, Marc Merritt, Chaney Muench

Table with columns for NO. Name, Min, FG, 3P, FT, Rebounds, Fouls, TP, AS, TO, ST, Blocks, +/- and Shooting By Period.

Table with columns for NO. Name, Min, FG, 3P, FT, Rebounds, Fouls, TP, AS, TO, ST, Blocks, +/- and Shooting By Period.

Summary table with columns: Biggest lead, Best Scoring Run, Lead Changes, Times Tied, Time with Lead, Points from Turnovers, Paint, Second Chance, Fast Breaks, Bench, and Period by Period Scoring.





FEB. 24, 2022 | AT WICHITA STATE | WICHITA, KAN.

Official Basketball Box Score - Final  
**South Fla. at Wichita St.**  
 02/24/22 Charles Koch Arena, Wichita, Kan.  
 2021-22 Women's Basketball

Game Time: 6:00 PM  
 Game Duration: 1:53  
 Attendance: 1,037

Officials: Nic Cappet, Mark McClenney, Leah Lurie

South Fla. - 47		Record: 20-7 (10-3)										Shooting By Period					
NO.	Name	Min	FG	3P	FT	Rebounds	Fouls	TP	AS	TO	ST	Blocks	1st	2nd	3rd	4th	
			M-A	M-A	M-A	OR DR TOT	PF					BS BA +/-	FG%	FG%	FG%	FG%	
20	Bethy Mununga	F 38:09	2-8	0-0	5-6	3 5 8	3	3	9	1	2	2	1	3	1st	26.7%	
32	Dulcy Mendjajede Fankam	F 24:35	6-8	0-0	2-5	2 8 10	1	6	14	0	2	2	0	1	2nd	0.0%	
3	Sydni Harvey	G 26:18	1-10	0-7	1-2	1 0 1	2	2	3	4	1	0	1	4	3rd	18.8%	
4	Elisa Pinzan	G 39:55	2-7	2-7	2-4	0 4 4	0	3	8	3	4	3	0	0	4th	0.0%	
5	Elena Tsineke	G 31:01	1-13	0-1	1-3	3 2 5	2	1	3	3	2	0	1	2	GM	62.5%	
1	María Alvarez	F 16:32	3-9	2-6	0-0	0 2 2	2	0	8	0	1	0	1	0	FT%	16.7%	
11	Patience Williams	01:51	0-0	0-0	0-0	1 0 1	0	0	0	0	0	0	0	0	1st	14.3%	
21	Shae Leverett	15:25	1-1	0-0	0-2	1 3 4	1	1	2	0	0	0	1	0	2nd	50%	
13	Sara Guerrero	01:49	0-1	0-1	0-0	0 0 0	0	0	0	0	0	0	0	0	3rd	50.0%	
22	Aerial Wilson	03:10	0-0	0-0	0-0	0 0 0	0	0	0	0	0	0	0	0	4th	50.0%	
2	Mihaela Lazic	01:10	0-0	0-0	0-0	0 0 0	0	0	0	0	0	0	0	0	GM	33.3%	
12	Cristina Bermejo	00:05	0-0	0-0	0-0	0 0 0	0	0	0	0	0	0	0	0	FT%	28.1%	
Team			6	2	8		0	0							1st	18.2%	
Totals			16-57	4-22	11-22	17	26	43	11	17	47	11	12	7	5	4	1

Technical Fouls: NONE  
 Dead Ball Rebounds: 6.0

Wichita St. - 46

Record: 13-14 (4-10)

NO.	Name	Min	FG	3P	FT	Rebounds	Fouls	TP	AS	TO	ST	Blocks	1st	2nd	3rd	4th	
			M-A	M-A	M-A	OR DR TOT	PF					BS BA +/-	FG%	FG%	FG%	FG%	
00	Asia Strong	F 34:33	5-13	1-4	4-4	3 3 6	2	2	15	0	5	0	0	1	1	2	
35	Jane Asinde	F 28:07	1-7	0-0	0-0	2 6 8	5	0	2	1	5	0	0	1	1	6	
2	Marlan McCully	G 35:54	8-16	2-3	1 3 4	1 3 3	2	0	20	1	5	2	0	0	0	1	
12	Carla Bremard	G 20:11	0-5	0-1	0-0	0 4 4	1	1	0	0	3	2	1	0	0	1	
23	Scraphins Bastin	G 32:28	1-5	0-0	0 2 3	5 4 3	2	3	3	1	4	0	0	2	3		
1	DJ McCarty	F 18:12	0-0	0-0	1-2	3 2 3	1	1	1	1	1	0	0	0	1	1	
24	Trajata Colbert	09:15	0-3	0-0	2-2	1 5 6	0	1	2	0	0	0	0	1	0	5	
4	Nhug Bosch Duran	13:17	0-2	0-0	0-1	1 1 1	0	0	0	0	0	0	0	0	0	1	
13	Ella Ancliaux	08:05	2-3	0-0	0-0	2 1 1	2	0	4	0	0	0	0	1	0	1	
Team			2	1	3		0	0									
Totals			17-54	3-11	9-11	13	28	41	17	11	46	6	15	8	4	5	1

Technical Fouls: NONE  
 Dead Ball Rebounds: 0.1

USF	WSU	Points from Turnovers	USF	WSU
6 (4 <sup>th</sup> 6:20)	13 (2 <sup>nd</sup> 1:27)	13	13	
8 (3 <sup>rd</sup> 4:20)	10 (1 <sup>st</sup> 2:00)	22	22	
6		14	16	
6		3	3	
08:53	26:09	10	7	

Period by Period Scoring	USF	WSU
1st	8	11
2nd	9	19
3rd	14	16
4th	19	14
TOT	46	44

FEB. 27, 2022 | AT EAST CAROLINA | GREENVILLE, N.C.

Official Basketball Box Score - Final  
**South Fla. at East Carolina**  
 02/27/22 Williams Arena at Mingus, Greenville  
 2021-22 Women's Basketball

Game Time: 1:00 PM  
 Game Duration: 2:30  
 Attendance: 753

Officials: Mark McClenney, Ron Ledington, Courtney Robinson

South Fla. - 68		Record: 21-7 (11-3)										Shooting By Period					
NO.	Name	Min	FG	3P	FT	Rebounds	Fouls	TP	AS	TO	ST	Blocks	1st	2nd	3rd	4th	
			M-A	M-A	M-A	OR DR TOT	PF					BS BA +/-	FG%	FG%	FG%	FG%	
20	Bethy Mununga	F 31:02	2-6	0-0	4-4	3 6 9	2	2	8	3	4	3	1	0	12		
32	Dulcy Mendjajede Fankam	F 36:29	7-13	0-0	4-9	8 9 17	2	6	18	1	2	2	2	0	9		
3	Sydni Harvey	G 23:43	1-9	1-8	4-6	2 2 4	4	1	4	7	1	2	0	1	5		
4	Elisa Pinzan	G 40:00	4-10	4-10	6-6	0 5 5	0	3	18	9	3	0	0	1	8		
1	María Alvarez	F 18:48	1-4	1-4	0-0	3 2 5	4	0	3	2	1	0	0	0	7		
21	Shae Leverett	03:31	0-0	0-0	0-0	1 1 1	0	0	0	0	0	0	0	0	1		
12	Cristina Bermejo	05:34	0-1	0-0	0-0	0 0 0	0	0	0	0	0	0	0	0	2		
22	Aerial Wilson	06:25	1-1	1-1	0-0	1 0 1	0	0	3	0	1	1	0	0	0		
11	Patience Williams	05:23	1-1	0-0	0-0	0 2 2	0	0	2	0	0	0	0	0	0		
Team			2	1	3		0	0									
Totals			21-55	8-26	18-25	19	28	47	11	18	68	17	18	11	4	3	8

Technical Fouls: NONE  
 Dead Ball Rebounds: 3.1

East Carolina - 60

Record: 11-16 (4-10)

NO.	Name	Min	FG	3P	FT	Rebounds	Fouls	TP	AS	TO	ST	Blocks	1st	2nd	3rd	4th	
			M-A	M-A	M-A	OR DR TOT	PF					BS BA +/-	FG%	FG%	FG%	FG%	
33	Tiara Chambers	F 11:03	0-2	0-0	0-0	1 1 2	3	0	0	0	0	0	1	1	5		
55	Tylar Bennett	C 09:07	0-0	0-0	0-0	2 3 3	4	1	0	0	0	0	0	0	2		
1	Tanyiah Thompson	G 32:51	11-17	3-4	4-4	1 2 3	3	2	29	1	3	3	0	0	0		
4	Syria Johnson	G 32:02	4-8	0-0	1-2	0 1 1	5	1	9	1	0	1	0	1	9		
35	Da'Ja Green	G 27:13	2-12	1-6	5-5	0 2 2	0	3	10	5	3	2	0	0	1		
20	Iycez Adams	17:16	2-4	0-0	1-2	0 2 2	1	1	5	1	3	2	0	0	3		
3	Xianna Josephs	25:18	0-3	0-0	0-0	3 3 6	2	1	0	1	1	1	0	2	10		
12	Morgan Moseley	18:26	1-4	0-1	0-0	3 1 4	0	0	2	1	1	0	0	0	13		
0	Alexsia Rose	10:32	0-4	0-0	0-0	2 2 1	0	0	2	0	0	0	0	0	9		
22	Danae McNeal	16:12	2-7	0-1	1-2	2 0 2	0	1	5	1	1	1	2	0	0		
Team			2	2	4		0	0									
Totals			22-61	4-12	12-17	12	19	31	18	11	60	14	12	10	3	4	8

Technical Fouls: NONE  
 Dead Ball Rebounds: 3.0

USF	ECU	Points from Turnovers	USF	ECU
10 (1 <sup>st</sup> 2:18)	2 (3 <sup>rd</sup> 9:11)	11	23	
7 (1 <sup>st</sup> 2:18)	10 (2 <sup>nd</sup> 7:20)	22	20	
6		13	9	
7		7	15	
30:41	02:56	8	12	

Period by Period Scoring	USF	ECU
1st	14	16
2nd	16	15
3rd	23	23
4th	18	19
TOT	68	60

MARCH 2, 2022 | HOUSTON | TAMPA, FLA.

Official Basketball Box Score - Final  
**Houston at South Fla.**  
 03/02/22 Youngberg Center, Tampa, FL  
 2021-22 Women's Basketball

Game Time: 7:00 PM  
 Game Duration: 1:54  
 Attendance: 2,196

Officials: Jules Gallen, Luis Gonzalez, Courtney Robinson

Houston - 38		Record: 14-14										Shooting By Period					
NO.	Name	Min	FG	3P	FT	Rebounds	Fouls	TP	AS	TO	ST	Blocks	1st	2nd	3rd	4th	
			M-A	M-A	M-A	OR DR TOT	PF					BS BA +/-	FG%	FG%	FG%	FG%	
1	Bria Patterson	F 19:12	1-5	0-3	1-2	0 0 0	2	1	3	0	0	0	0	0	0	19	
30	Tatiana Hill	F 21:51	1-2	0-0	0-0	3 7 10	1	1	2	1	1	2	0	1	15		
10	Briany Onyeje	G 19:28	1-7	1-5	1-2	3 3 6	3	2	4	1	1	2	0	0	20		
14	Laila Blair	G 22:26	2-10	0-1	2-2	0 1 1	3	2	6	1	2	0	0	0	13		
23	Julia Blackshell-Fair	G 21:50	2-4	0-0	4-4	2 1 3	1	2	8	1	0	0	0	0	7		
0	Eryka Sidney	25:42	2-5	1-3	2-4	0 1 1	2	3	7	2	1	2	0	0	21		
2	Tiara Young	19:08	0-4	0-1	0-2	1 1 1	1	1	0	1	2	1	0	1	30		
34	Kamryn Jones	12:18	0-2	0-0	0-0	0 0 0	2	1	0	0	1	0	0	0	3		
45	Fatou Diagne	03:39	0-0	0-0	1-2	0 1 1	1	1	0	1	0	0	0	0	5		
44	Jazmaine Lewis	14:30	3-7	0-0	1-3	1 1 2	1	3	7	0	3	0	0	0	13		
32	Tamara Nord	08:30	0-2	0-1	0-0	0 1 1	1	0	0	2	0	0	0	0	11		
11	Ash'ia Thompson	05:43	0-0	0-0	0-4	0 1 1	0	1	0	0	0	0	0	0	4		
21	Kendall Brown	05:43	0-1	0-0	0-0	0 0 0	1	0	0	0	0	0	0	0	4		
Team			2	2	2		0	0									
Totals			12-49	2-14	12-27	11	18	29	19	18	38	7	17	8	0	2	33

MARCH 9, 2022 | VS. 6 HOUSTON | AAC TOURN. SEMIFINALS



Official Basketball Box Score - Final  
Houston at South Fla.  
03/09/22 Dickies Arena, Fort Worth  
2021-22 Women's Basketball

Game Time: 6:00 PM  
Game Duration: 1:50

Officials: Denise Brooks, Rod Creech, Mark Resch

Houston - 50		Record: 16-15										Shooting By Period									
NO.	Name	Min	FG	3P	FT	Rebounds	Fouls	TP	AS	TO	ST	Blocks	PF	FD	1st	2nd	3rd	4th	GM	FT%	
			M/A	M/A	M/A	OR	DR	TOT				BS	BA		FG%	FG%	FG%	FG%	FG%	FT%	
1	Bria Patterson	F 27:18	1-3	1-2	2-4	0	3	3	4	2	5	2	3	2	0	0	0	0	0	0	0
30	Tatayana Hill	F 23:46	0-3	0-0	0-0	1	3	4	4	2	0	0	0	1	2	1	0	0	0	0	
10	Britney Onyeje	G 36:37	4-10	0-4	3-3	1	4	5	3	4	11	0	1	6	1	0	0	0	0	0	
14	Laila Blair	G 40:00	9-18	5-9	2-2	0	3	3	2	2	25	0	4	1	0	1	0	0	0	0	
23	Julia Blackshell-Fair	G 10:14	0-1	0-0	0-0	0	0	0	0	0	0	0	0	1	0	0	0	1	0	0	
2	Tiara Young	25:59	3-13	0-0	1-2	2	3	5	4	4	7	0	3	1	1	2	0	0	0	0	
34	Kamryn Jones	15:23	0-0	0-0	0-2	2	3	5	4	1	0	0	0	0	0	0	0	0	0	0	
45	Fatou Diagne	08:39	1-1	0-0	0	1	1	1	0	1	2	0	0	0	0	0	0	0	0	0	
0	Eryka Sidney	07:10	0-1	0-1	0-0	0	1	1	0	1	2	0	0	0	0	0	0	0	0	0	
44	Jazmine Lewis	04:54	0-0	0-0	0-0	0	0	0	0	0	0	0	0	0	0	0	0	0	0	0	
Team						0	4	4			0										
Totals			18-50	6-16	8-13	7	22	29	18	16	50	7	15	12	6	4	8				
Team						0	4	4			0										
Totals			18-50	6-16	8-13	7	22	29	18	16	50	7	15	12	6	4	8				

South Fla. - 58		Record: 24-7										Shooting By Period									
NO.	Name	Min	FG	3P	FT	Rebounds	Fouls	TP	AS	TO	ST	Blocks	PF	FD	1st	2nd	3rd	4th	GM	FT%	
			M/A	M/A	M/A	OR	DR	TOT				BS	BA		FG%	FG%	FG%	FG%	FG%	FT%	
20	Bethy Mununga	F 38:53	3-9	0-1	2-2	3	15	18	3	2	8	4	1	2	1	2	1	2	8		
21	Shae Leverett	F 20:27	4-5	0-0	2-3	1	1	2	2	2	10	0	0	1	0	0	0	1			
3	Sydni Harvey	G 35:45	2-14	2-7	2-2	1	2	3	3	3	8	1	3	5	1	2	18				
4	Elisa Pinzan	G 39:55	3-10	1-5	7-7	1	6	7	2	4	14	4	3	1	0	0	8				
5	Elena Tsineke	G 37:52	3-13	1-5	4-4	7	0	7	4	3	11	5	6	1	0	2	10				
32	Dulcy Mendjadedu Fankam	19:33	2-5	0-0	3-4	0	3	3	1	4	7	1	1	1	2	0	7				
12	Cristina Bermejo	06:17	0-0	0-0	0-0	0	0	0	0	0	0	0	0	0	0	0	0	0	0		
22	Aerial Wilson	00:11	0-0	0-0	0-0	0	0	0	0	0	0	0	0	0	0	0	0	0	0		
11	Patience Williams	01:07	0-0	0-0	0-0	0	0	0	0	0	0	0	0	0	0	0	0	0	0		
Team						3	1	4			0										
Totals			17-56	4-18	20-22	16	28	44	16	18	58	15	16	11	4	6	8				
Team						3	1	4			0										
Totals			17-56	4-18	20-22	16	28	44	16	18	58	15	16	11	4	6	8				

Biggest lead	HOU		USF		Points from Turnovers	HOU		USF		Period by Period Scoring					
	0 (1st 10:00)	15 (3rd 0:26)	0	7 (1st 3:47)		8	10	1st	2nd	3rd	4th	TOT			
Best Scoring Run	5 (2nd 7:52)		7 (1st 3:47)		Paint	14		24		HOU	10	14	8	18	50
Lead Changes	0		0		Second Chance	0		13		USF	15	17	13	13	58
Times Tied	1		0		Fast Breaks	10		6							
Time with Lead	00:00		38:47		Bench	9		7							



MARCH 10, 2022 | VS. 1 CENTRAL FLORIDA | AAC TOURN. FINAL



Official Basketball Box Score - Final  
South Fla. at UCF  
03/10/22 Dickies Arena, Fort Worth  
2021-22 Women's Basketball

Game Time: 8:00 PM  
Game Duration: 2:02

Officials: Karen Preato, Joseph Vaszly, Puatari Spurlock-Weish

South Fla. - 45		Record: 24-8										Shooting By Period									
NO.	Name	Min	FG	3P	FT	Rebounds	Fouls	TP	AS	TO	ST	Blocks	PF	FD	1st	2nd	3rd	4th	GM	FT%	
			M/A	M/A	M/A	OR	DR	TOT				BS	BA		FG%	FG%	FG%	FG%	FG%	FT%	
20	Bethy Mununga	F 40:00	3-6	0-0	1-4	3	8	11	3	4	7	5	2	2	1	1	0	0	0	0	
21	Shae Leverett	F 28:44	5-9	0-0	0-0	3	2	5	4	0	10	0	1	2	1	2	0	0	0	0	
3	Sydni Harvey	G 38:54	1-8	1-5	2-2	1	1	2	4	3	5	3	2	1	1	0	0	0	0	0	
4	Elisa Pinzan	G 40:00	3-9	2-6	1-2	0	5	5	3	2	9	4	5	2	0	0	0	0	0	0	
5	Elena Tsineke	G 40:00	6-18	2-4	0-0	3	4	7	4	2	14	1	1	1	1	3	0	0	0	0	
32	Dulcy Mendjadedu Fankam	11:16	0-2	0-0	0-0	0	0	0	0	1	0	0	0	0	0	0	0	0	0	0	
12	Cristina Bermejo	01:06	0-0	0-0	0-0	0	0	0	0	0	0	0	0	0	0	0	0	0	0	0	
Team						2	1	3			0										
Totals			18-52	5-15	4-8	12	21	33	19	11	45	13	17	8	4	7	8				
Team						2	1	3			0										
Totals			18-52	5-15	4-8	12	21	33	19	11	45	13	17	8	4	7	8				

UCF - 53		Record: 25-3										Shooting By Period									
NO.	Name	Min	FG	3P	FT	Rebounds	Fouls	TP	AS	TO	ST	Blocks	PF	FD	1st	2nd	3rd	4th	GM	FT%	
			M/A	M/A	M/A	OR	DR	TOT				BS	BA		FG%	FG%	FG%	FG%	FG%	FT%	
5	Masseny Kaba	F 37:14	4-10	0-0	1-2	4	5	9	2	3	9	2	5	2	2	1	12				
33	Destiny Thomas	F 25:05	2-7	0-0	3-4	6	3	9	2	3	7	0	2	3	1	0	0	0	0	0	
1	Tay Sanders	G 35:41	1-8	0-1	2-2	1	3	4	0	1	4	1	0	0	0	1	6				
3	Diamond Battles	G 39:41	4-16	2-5	7-8	1	1	2	0	5	17	2	1	1	0	2	10				
31	Shania Meerlens	G 16:18	2-3	0-0	0-0	1	1	3	0	4	2	0	0	0	0	0	0	0	0		
23	Alisha Lewis	28:20	1-5	1-4	3-4	1	4	5	2	5	6	7	1	1	2	0	7				
32	Britney Smith	17:41	3-6	0-0	0-0	2	3	5	2	2	6	1	2	0	2	0	7				
Team						2	2	4			0										
Totals			17-55	3-10	16-20	17	22	39	11	19	53	15	12	7	4	8					
Team						2	2	4			0										
Totals			17-55	3-10	16-20	17	22	39	11	19	53	15	12	7	4	8					

Biggest lead	USF		UCF		Points from Turnovers	USF		UCF		Period by Period Scoring					
	6 (2nd 6:45)	9 (4th 1:01)	12	16		1st	2nd	3rd	4th	TOT					
Best Scoring Run	8 (1st 0:30)		9 (4th 1:01)		Paint	22		20		USF	13	13	13	6	45
Lead Changes	7		0		Second Chance	9		7		UCF	10	14	13	16	53
Times Tied	8		0		Fast Breaks	6		2							
Time with Lead	19:43		14:16		Bench	0		12							



MARCH 18 | VS. 8 MIAMI (FLA.) | NCAA TOURNAMENT 1ST RD.

MARCH 20 | OPPONENT TBA | NCAA TOURNAMENT (IF NECESSARY)





## 2021-22 South Fla. Women's Basketball Combined Team Statistics All games

### Game Records

Record	Overall	Home	Away	Neutral
ALL GAMES	24-8	10-2	8-3	6-3
CONFERENCE	12-3	5-2	7-1	0-0
NON-CONFERENCE	12-5	5-0	1-2	6-3

### Score by Periods

Team	1st	2nd	3rd	4th	OT	TOT
South Fla.	465	484	492	485	16	1942
Opponents	410	405	461	436	8	1720

### Team Box Score

No.	Player	Total			3-Point		F-Throw		Rebounds				PF DQ A TO BLK STL PTS AVG									
		GP-GS	MIN	AVG	FG-FGA	FG%	3FG-3FGA	3FG%	FT-FTA	FT%	OFF	DEF	TOT	AVG	PF	DQ	A	TO	BLK	STL	PTS	AVG
5	TSINEKE, Elena	31-30	991:01	32.0	166-431	.385	27-95	.284	77-92	.837	65	45	110	3.5	66	1	72	83	6	23	436	14.1
20	MUNUNGA, Bethy	32-31	1028:45	32.1	130-287	.453	6-29	.207	77-102	.755	111	259	370	11.6	82	2	64	73	35	47	343	10.7
32	MENDJIADEU FANKAM, Dulcy	32-21	760:24	23.8	132-284	.465	0-1	.000	71-106	.670	90	137	227	7.1	80	0	12	58	26	28	335	10.5
4	PINZAN, Elisa	31-31	1058:12	34.1	86-234	.368	43-133	.323	63-79	.797	7	98	105	3.4	33	0	168	74	0	35	278	9.0
3	HARVEY, Sydney	31-28	823:23	26.6	69-257	.268	49-158	.310	41-56	.732	21	43	64	2.1	46	2	50	46	8	33	228	7.4
1	ALVAREZ, Maria	27-2	460:51	17.1	47-151	.311	36-116	.310	20-29	.690	5	43	48	1.8	32	0	38	26	3	7	150	5.6
21	LEVERETT, Shae	32-11	539:01	16.8	25-47	.532	0-0	.000	14-33	.424	38	73	111	3.5	67	3	6	17	21	20	64	2.0
2	LAZIC, Mihaela	14-0	74:30	5.3	6-15	.400	1-6	.167	4-10	.400	2	4	6	0.4	3	0	9	4	0	0	17	1.2
13	GUERREIRO, Sara	26-3	161:54	6.2	13-44	.295	2-16	.125	3-3	1.000	9	12	21	0.8	14	0	9	7	0	5	31	1.2
22	WILSON, Aerial	23-2	148:38	6.5	7-24	.292	5-15	.333	0-1	.000	3	7	10	0.4	11	0	13	13	1	7	19	0.8
12	BERMEJO, Cristina	29-0	270:40	9.3	8-36	.222	2-10	.200	4-6	.667	9	20	29	1.0	36	2	11	17	5	4	22	0.8
11	WILLIAMS, Patience	16-1	68:21	4.3	6-15	.400	0-0	.000	0-1	.000	4	9	13	0.8	10	0	1	4	4	5	12	0.8
0	BETANCOURT, Odeth	6-0	15:15	2.5	2-4	.500	0-0	.000	0-0	.000	1	3	4	0.7	1	0	0	3	0	1	4	0.7
24	WEARY, Bella	8-0	24:05	3.0	1-5	.200	1-3	.333	0-0	.000	1	2	3	0.4	2	0	1	2	0	0	3	0.4
Team											93	80	173				39					
<b>Total</b>		<b>32</b>	<b>6425</b>		<b>698-1834</b>	<b>.381</b>	<b>172-582</b>	<b>.296</b>	<b>374-518</b>	<b>.722</b>	<b>459</b>	<b>835</b>	<b>1294</b>	<b>40.4</b>	<b>483</b>	<b>10</b>	<b>454</b>	<b>466</b>	<b>109</b>	<b>215</b>	<b>1942</b>	<b>60.7</b>
<b>Opponents</b>		<b>32</b>	<b>6425</b>		<b>633-1755</b>	<b>.361</b>	<b>137-487</b>	<b>.281</b>	<b>317-465</b>	<b>.682</b>	<b>335</b>	<b>722</b>	<b>1057</b>	<b>33.0</b>	<b>538</b>	<b>12</b>	<b>328</b>	<b>446</b>	<b>124</b>	<b>206</b>	<b>1720</b>	<b>53.8</b>

### Team Statistics

	USF	OPP
<b>Scoring</b>	<b>1942</b>	<b>1720</b>
Points per game	60.7	53.8
Scoring margin	+6.9	-
<b>Field goals-att</b>	<b>698-1834</b>	<b>633-1755</b>
Field goal pct	.381	.361
<b>3 point fg-att</b>	<b>172-582</b>	<b>137-487</b>
3-point FG pct	.296	.281
3-pt FG made per game	5.4	4.3
<b>Free throws-att</b>	<b>374-518</b>	<b>317-465</b>
Free throw pct	.722	.682
F-Throws made per game	11.7	9.9
<b>Rebounds</b>	<b>1294</b>	<b>1057</b>
Rebounds per game	40.4	33.0
Rebounding margin	+7.4	-
<b>Assists</b>	<b>454</b>	<b>328</b>
Assists per game	14.2	10.3
<b>Turnovers</b>	<b>466</b>	<b>446</b>
Turnovers per game	14.6	13.9
Turnover margin	-0.6	-
Assist/turnover ratio	1.0	0.7
<b>Steals</b>	<b>215</b>	<b>206</b>
Steals per game	6.7	6.4
<b>Blocks</b>	<b>109</b>	<b>124</b>
Blocks per game	3.4	3.9
<b>Winning streak</b>	<b>0</b>	<b>-</b>
Home win streak	3	-
<b>Attendance</b>	<b>24258</b>	<b>15156</b>
Home games-Avg/Game	12-2022	11-1378
Neutral site-Avg/Game	-	9-1384

### Team Results

Date	Opponent	Score	Att.
11/09/2021	UTRGV	W 63-56	2710
11/11/2021	Alabama St.	W 72-37	2123
11/15/2021	at Tennessee	L 49-52	6017
11/20/2021	vs Syracuse	W 77-53	993
11/21/2021	vs UConn	L 53-60	1124
11/22/2021	vs Oregon	W 71-62	269
11/26/2021	vs Stanford	W 57-54	205
12/02/2021	at UT Arlington	L 56-61	630
12/12/2021	at VCU	W 64-57	393
12/15/2021	Stetson	W 69-50	2847
12/17/2021	High Point	W 62-46	1562
12/20/2021	vs West Virginia	W 77-55	0
12/21/2021	vs Ole Miss	L 53-61	0
12/29/2021	Jacksonville	W 70-57	1996
01/05/2022	at Cincinnati	W 61-46	310
01/12/2022	at Tulane	W 75-62	577
01/16/2022	at UCF	L 51-67	2763
01/19/2022	Tulsa	W 66-63	1596
01/22/2022	Temple	Wot 75-67	2177
01/26/2022	at SMU	W 62-56	674
01/30/2022	at Houston	W 55-35	566
02/06/2022	Tulane	L 55-67	1683
02/09/2022	at Temple	W 49-40	1436
02/13/2022	UCF	L 33-54	2086
02/16/2022	Cincinnati	W 54-45	1654
02/22/2022	Wichita St.	W 61-57	1628
02/24/2022	at Wichita St.	W 47-46	1037
02/27/2022	at East Carolina	W 68-60	753
03/02/2022	Houston	W 71-38	2196
03/08/2022	vs Memphis	W 63-53	1669
03/09/2022	vs Houston	W 58-50	1642
03/10/2022	vs UCF	L 45-53	6551



## 2021-22 South Fla. Women's Basketball Combined Team Statistics In Conference games

### Game Records

Record	Overall	Home	Away	Neutral
ALL GAMES	12-3	5-2	7-1	0-0
CONFERENCE	12-3	5-2	7-1	0-0
NON-CONFERENCE	0-0	0-0	0-0	0-0

### Score by Periods

Team	1st	2nd	3rd	4th	OT	TOT
South Fla.	205	213	224	225	16	883
Opponents	180	203	216	196	8	803

### Team Box Score

No.	Player	Total					3-Point		F-Throw		Rebounds				Other							
		GP-GS	MIN	AVG	FG-FGA	FG%	3FG-3FGA	3FG%	FT-FTA	FT%	OFF	DEF	TOT	AVG	PF	DQ	A	TO	BLK	STL	PTS	AVG
5	TSINEKE, Elena	15-15	503:13	33.5	82-210	.390	13-49	.265	38-51	.745	28	20	48	3.2	28	1	35	52	5	8	215	14.3
20	MUNUNGA, Bethy	15-15	501:56	33.5	68-145	.469	0-5	.000	48-62	.774	49	117	166	11.1	43	1	30	37	17	24	184	12.3
32	MENDJIADU FANKAM, Dulcy	15-14	434:35	29.0	75-151	.497	0-1	.000	34-53	.642	53	83	136	9.1	39	0	5	34	17	17	184	12.3
4	PINZAN, Elisa	14-14	459:25	32.8	31-93	.333	16-59	.271	25-37	.676	3	42	45	3.2	11	0	71	29	0	12	103	7.4
1	ALVAREZ, Maria	13-2	264:48	20.4	24-83	.289	18-62	.290	15-21	.714	5	21	26	2.0	22	0	21	15	2	2	81	6.2
3	HARVEY, Sydni	15-13	370:52	24.7	16-98	.163	10-62	.161	12-20	.600	10	24	34	2.3	18	0	32	18	4	13	54	3.6
13	GUERREIRO, Sara	12-1	71:13	5.9	9-25	.360	1-9	.111	3-3	1.000	5	6	11	0.9	5	0	2	4	0	2	22	1.8
12	BERMEJO, Cristina	14-0	132:56	9.5	5-17	.294	0-3	.000	4-6	.667	6	12	18	1.3	20	1	5	11	4	2	14	1.0
21	LEVERETT, Shae	15-1	180:32	12.0	5-9	.556	0-0	.000	3-16	.188	11	30	41	2.7	22	0	3	5	10	7	13	0.9
22	WILSON, Aerial	8-0	34:47	4.3	2-6	.333	2-4	.500	0-0	.000	2	2	4	0.5	1	0	0	2	0	1	6	0.8
11	WILLIAMS, Patience	6-0	24:20	4.1	2-4	.500	0-0	.000	0-0	.000	3	5	8	1.3	3	0	0	1	2	2	4	0.7
2	LAZIC, Mihaela	8-0	38:27	4.8	1-5	.200	0-3	.000	1-4	.250	0	2	2	0.3	1	0	5	2	0	0	3	0.4
0	BETANCOURT, Odeth	1-0	03:11	3.2	0-0	.000	0-0	.000	0-0	.000	0	1	1	1.0	1	0	0	0	0	1	0	0.0
24	WEARY, Bella	2-0	04:45	2.4	0-1	.000	0-0	.000	0-0	.000	0	0	0	0.0	1	0	0	2	0	0	0	0.0
Team											46	38	84				18					
<b>Total</b>		<b>15</b>	<b>3025</b>		<b>320-847</b>	<b>.378</b>	<b>60-257</b>	<b>.233</b>	<b>183-273</b>	<b>.670</b>	<b>221</b>	<b>403</b>	<b>624</b>	<b>41.6</b>	<b>215</b>	<b>3</b>	<b>209</b>	<b>230</b>	<b>61</b>	<b>91</b>	<b>883</b>	<b>58.9</b>
<b>Opponents</b>		<b>15</b>	<b>3025</b>		<b>296-853</b>	<b>.347</b>	<b>50-187</b>	<b>.267</b>	<b>161-238</b>	<b>.676</b>	<b>174</b>	<b>335</b>	<b>509</b>	<b>33.9</b>	<b>280</b>	<b>8</b>	<b>149</b>	<b>196</b>	<b>58</b>	<b>107</b>	<b>803</b>	<b>53.5</b>

### Team Statistics

	USF	OPP
<b>Scoring</b>	<b>883</b>	<b>803</b>
Points per game	58.9	53.5
Scoring margin	+5.3	-
<b>Field goals-att</b>	<b>320-847</b>	<b>296-853</b>
Field goal pct	.378	.347
<b>3 point fg-att</b>	<b>60-257</b>	<b>50-187</b>
3-point FG pct	.233	.267
3-pt FG made per game	4.0	3.3
<b>Free throws-att</b>	<b>183-273</b>	<b>161-238</b>
Free throw pct	.670	.676
F-Throws made per game	12.2	10.7
<b>Rebounds</b>	<b>624</b>	<b>509</b>
Rebounds per game	41.6	33.9
Rebounding margin	+7.7	-
<b>Assists</b>	<b>209</b>	<b>149</b>
Assists per game	13.9	9.9
<b>Turnovers</b>	<b>230</b>	<b>196</b>
Turnovers per game	15.3	13.1
Turnover margin	-2.3	-
Assist/turnover ratio	0.9	0.8
<b>Steals</b>	<b>91</b>	<b>107</b>
Steals per game	6.1	7.1
<b>Blocks</b>	<b>61</b>	<b>58</b>
Blocks per game	4.1	3.9
<b>Winning streak</b>	<b>5</b>	<b>-</b>
Home win streak	3	-
<b>Attendance</b>	<b>13020</b>	<b>8116</b>
Home games-Avg/Game	7-1860	8-1015
Neutral site-Avg/Game	-	0-0

### Team Results

Date	Opponent		Score	Att.
01/05/2022	at Cincinnati	W	61-46	310
01/12/2022	at Tulane	W	75-62	577
01/16/2022	at UCF	L	51-67	2763
01/19/2022	Tulsa	W	66-63	1596
01/22/2022	Temple	Wot	75-67	2177
01/26/2022	at SMU	W	62-56	674
01/30/2022	at Houston	W	55-35	566
02/06/2022	Tulane	L	55-67	1683
02/09/2022	at Temple	W	49-40	1436
02/13/2022	UCF	L	33-54	2086
02/16/2022	Cincinnati	W	54-45	1654
02/22/2022	Wichita St.	W	61-57	1628
02/24/2022	at Wichita St.	W	47-46	1037
02/27/2022	at East Carolina	W	68-60	753
03/02/2022	Houston	W	71-38	2196





## 2021-22 South Fla. Women's Basketball Combined Team Statistics Home games

### Game Records

Record	Overall	Home	Away	Neutral
ALL GAMES	10-2	10-2	0-0	0-0
CONFERENCE	5-2	5-2	0-0	0-0
NON-CONFERENCE	5-0	5-0	0-0	0-0

### Score by Periods

Team	1st	2nd	3rd	4th	OT	TOT
South Fla.	186	196	184	169	16	751
Opponents	150	149	176	154	8	637

### Team Box Score

No.	Player	Total			3-Point		F-Throw		Rebounds				PF DQ A TO BLK STL PTS AVG									
		GP-GS	MIN	AVG	FG-FGA	FG%	3FG-3FGA	3FG%	FT-FTA	FT%	OFF	DEF	TOT	AVG	Pf	DQ	A	TO	BLK	STL	PTS	AVG
5	TSINEKE, Elena	11-10	356:10	32.4	69-152	.454	13-42	.310	37-43	.860	14	13	27	2.5	20	0	31	30	2	4	188	17.1
20	MUNUNGA, Bethy	12-11	347:44	29.0	52-106	.491	3-13	.231	30-38	.789	39	78	117	9.8	27	1	20	31	13	18	137	11.4
32	MENDJIADU FANKAM, Dulcy	12-9	292:57	24.4	49-114	.430	0-1	.000	30-43	.698	35	46	81	6.8	37	0	7	24	11	10	128	10.7
4	PINZAN, Elisa	12-12	370:11	30.8	29-78	.372	12-43	.279	8-12	.667	4	41	45	3.8	7	0	62	21	0	9	78	6.5
1	ALVAREZ, Maria	11-1	199:44	18.2	21-68	.309	14-47	.298	14-19	.737	1	21	22	2.0	13	0	15	13	1	2	70	6.4
3	HARVEY, Sydni	11-9	258:10	23.5	20-81	.247	15-54	.278	7-12	.583	6	14	20	1.8	11	0	24	10	5	12	62	5.6
21	LEVERETT, Shae	12-3	199:26	16.6	8-14	.571	0-0	.000	10-23	.435	15	35	50	4.2	20	0	3	4	14	8	26	2.2
2	LAZIC, Mihaela	8-0	60:05	7.5	5-12	.417	1-6	.167	2-6	.333	2	4	6	0.8	1	0	8	4	0	0	13	1.6
13	GUERREIRO, Sara	10-2	88:53	8.9	7-21	.333	0-5	.000	2-2	1.000	2	6	8	0.8	10	0	5	1	0	2	16	1.6
22	WILSON, Aerial	9-2	86:35	9.6	5-13	.385	3-8	.375	0-1	.000	2	6	8	0.9	7	0	6	9	1	5	13	1.4
12	BERMEJO, Cristina	9-0	96:39	10.7	4-17	.235	0-3	.000	1-2	.500	6	8	14	1.6	10	1	4	6	1	1	9	1.0
11	WILLIAMS, Patience	7-1	37:57	5.4	3-8	.375	0-0	.000	0-1	.000	3	6	9	1.3	7	0	1	3	3	4	6	0.9
0	BETANCOURT, Odeth	3-0	10:06	3.4	1-2	.500	0-0	.000	0-0	.000	0	3	3	1.0	1	0	0	1	0	1	2	0.7
24	WEARY, Bella	5-0	20:23	4.1	1-5	.200	1-3	.333	0-0	.000	0	2	2	0.4	2	0	1	2	0	0	3	0.6
Team											30	38	68				10					
<b>Total</b>		<b>12</b>	<b>2425</b>		<b>274-691</b>	<b>.397</b>	<b>62-225</b>	<b>.276</b>	<b>141-202</b>	<b>.698</b>	<b>159</b>	<b>321</b>	<b>480</b>	<b>40.0</b>	<b>173</b>	<b>2</b>	<b>187</b>	<b>169</b>	<b>51</b>	<b>76</b>	<b>751</b>	<b>62.6</b>
<b>Opponents</b>		<b>12</b>	<b>2425</b>		<b>229-654</b>	<b>.350</b>	<b>49-184</b>	<b>.266</b>	<b>130-188</b>	<b>.691</b>	<b>127</b>	<b>284</b>	<b>411</b>	<b>34.3</b>	<b>211</b>	<b>6</b>	<b>110</b>	<b>185</b>	<b>39</b>	<b>84</b>	<b>637</b>	<b>53.1</b>

### Team Statistics

	USF	OPP
<b>Scoring</b>	<b>751</b>	<b>637</b>
Points per game	62.6	53.1
Scoring margin	+9.5	-
<b>Field goals-att</b>	<b>274-691</b>	<b>229-654</b>
Field goal pct	.397	.350
<b>3 point fg-att</b>	<b>62-225</b>	<b>49-184</b>
3-point FG pct	.276	.266
3-pt FG made per game	5.2	4.1
<b>Free throws-att</b>	<b>141-202</b>	<b>130-188</b>
Free throw pct	.698	.691
F-Throws made per game	11.8	10.8
<b>Rebounds</b>	<b>480</b>	<b>411</b>
Rebounds per game	40.0	34.3
Rebounding margin	+5.8	-
<b>Assists</b>	<b>187</b>	<b>110</b>
Assists per game	15.6	9.2
<b>Turnovers</b>	<b>169</b>	<b>185</b>
Turnovers per game	14.1	15.4
Turnover margin	+1.3	-
Assist/turnover ratio	1.1	0.6
<b>Steals</b>	<b>76</b>	<b>84</b>
Steals per game	6.3	7.0
<b>Blocks</b>	<b>51</b>	<b>39</b>
Blocks per game	4.3	3.3
<b>Winning streak</b>	<b>3</b>	<b>-</b>
Home win streak	3	-
<b>Attendance</b>	<b>24258</b>	<b>0</b>
Home games-Avg/Game	12-2022	0-0
Neutral site-Avg/Game	-	0-0

### Team Results

Date	Opponent		Score	Att.
11/09/2021	UTRGV	W	63-56	2710
11/11/2021	Alabama St.	W	72-37	2123
12/15/2021	Stetson	W	69-50	2847
12/17/2021	High Point	W	62-46	1562
12/29/2021	Jacksonville	W	70-57	1996
01/19/2022	Tulsa	W	66-63	1596
01/22/2022	Temple	Wot	75-67	2177
02/06/2022	Tulane	L	55-67	1683
02/13/2022	UCF	L	33-54	2086
02/16/2022	Cincinnati	W	54-45	1654
02/22/2022	Wichita St.	W	61-57	1628
03/02/2022	Houston	W	71-38	2196



## 2021-22 South Fla. Women's Basketball Combined Team Statistics Away games

### Game Records

Record	Overall	Home	Away	Neutral
ALL GAMES	8-3	0-0	8-3	0-0
CONFERENCE	7-1	0-0	7-1	0-0
NON-CONFERENCE	1-2	0-0	1-2	0-0

### Score by Periods

Team	1st	2nd	3rd	4th	OT	TOT
South Fla.	152	149	164	172	0	637
Opponents	136	146	160	140	0	582

### Team Box Score

No.	Player	Total			3-Point		F-Throw		Rebounds				PF DQ A			TO BLK STL PTS			AVG			
		GP-GS	MIN	AVG	FG-FGA	FG%	3FG-3FGA	3FG%	FT-FTA	FT%	OFF	DEF	TOT	AVG	P	D	A	T		B	S	P
32	MENDJIADU FANKAM, Dulcy	11-9	305:28	27.8	61-106	.575	0-0	.000	25-38	.658	37	64	101	9.2	25	0	3	27	9	11	147	13.4
20	MUNUNGA, Bethy	11-11	377:17	34.3	46-108	.426	1-5	.200	35-45	.778	41	102	143	13.0	29	0	19	25	11	17	128	11.6
5	TSINEKE, Elena	11-11	335:11	30.5	47-140	.336	7-28	.250	18-25	.720	24	13	37	3.4	21	1	20	32	3	8	119	10.8
4	PINZAN, Elisa	10-10	354:06	35.4	28-80	.350	14-49	.286	30-39	.769	1	25	26	2.6	11	0	53	28	0	13	100	10.0
1	ALVAREZ, Maria	10-1	182:30	18.3	16-58	.276	14-49	.286	5-8	.625	4	16	20	2.0	15	0	15	6	2	2	51	5.1
3	HARVEY, Sydni	11-10	288:22	26.2	18-85	.212	11-47	.234	9-14	.643	8	19	27	2.5	19	2	15	21	0	5	56	5.1
13	GUERREIRO, Sara	10-1	55:33	5.6	6-19	.316	2-8	.250	1-1	1.000	6	4	10	1.0	4	0	3	5	0	2	15	1.5
21	LEVERETT, Shae	11-2	135:20	12.3	4-8	.500	0-0	.000	0-4	.000	6	17	23	2.1	21	1	2	5	2	5	8	0.7
12	BERMEJO, Cristina	11-0	106:41	9.7	2-11	.182	1-4	.250	3-4	.750	1	7	8	0.7	19	1	5	7	4	2	8	0.7
11	WILLIAMS, Patience	4-0	15:58	4.0	1-3	.333	0-0	.000	0-0	.000	1	3	4	1.0	0	0	0	0	1	1	2	0.5
22	WILSON, Aerial	7-0	34:30	4.9	1-5	.200	1-4	.250	0-0	.000	1	1	2	0.3	3	0	3	4	0	1	3	0.4
2	LAZIC, Mihaela	4-0	07:29	1.9	0-1	.000	0-0	.000	0-0	.000	0	0	0	0.0	0	0	1	0	0	0	0	0.0
24	WEARY, Bella	1-0	01:34	1.6	0-0	.000	0-0	.000	0-0	.000	0	0	0	0.0	0	0	0	0	0	0	0	0.0
Team											35	27	62					13				
<b>Total</b>		<b>11</b>	<b>2200</b>		<b>230-624</b>	<b>.369</b>	<b>51-194</b>	<b>.263</b>	<b>126-178</b>	<b>.708</b>	<b>165</b>	<b>298</b>	<b>463</b>	<b>42.1</b>	<b>167</b>	<b>5</b>	<b>139</b>	<b>173</b>	<b>32</b>	<b>67</b>	<b>637</b>	<b>57.9</b>
<b>Opponents</b>		<b>11</b>	<b>2200</b>		<b>219-629</b>	<b>.348</b>	<b>35-147</b>	<b>.238</b>	<b>109-161</b>	<b>.677</b>	<b>124</b>	<b>240</b>	<b>364</b>	<b>33.1</b>	<b>186</b>	<b>3</b>	<b>107</b>	<b>130</b>	<b>42</b>	<b>72</b>	<b>582</b>	<b>52.9</b>

### Team Statistics

	USF	OPP
<b>Scoring</b>	<b>637</b>	<b>582</b>
Points per game	57.9	52.9
Scoring margin	+5.0	-
<b>Field goals-att</b>	<b>230-624</b>	<b>219-629</b>
Field goal pct	.369	.348
<b>3 point fg-att</b>	<b>51-194</b>	<b>35-147</b>
3-point FG pct	.263	.238
3-pt FG made per game	4.6	3.2
<b>Free throws-att</b>	<b>126-178</b>	<b>109-161</b>
Free throw pct	.708	.677
F-Throws made per game	11.5	9.9
<b>Rebounds</b>	<b>463</b>	<b>364</b>
Rebounds per game	42.1	33.1
Rebounding margin	+9.0	-
<b>Assists</b>	<b>139</b>	<b>107</b>
Assists per game	12.6	9.7
<b>Turnovers</b>	<b>173</b>	<b>130</b>
Turnovers per game	15.7	11.8
Turnover margin	-3.9	-
Assist/turnover ratio	0.8	0.8
<b>Steals</b>	<b>67</b>	<b>72</b>
Steals per game	6.1	6.5
<b>Blocks</b>	<b>32</b>	<b>42</b>
Blocks per game	2.9	3.8
<b>Winning streak</b>	<b>5</b>	<b>-</b>
Home win streak	0	-
<b>Attendance</b>	<b>0</b>	<b>15156</b>
Home games-Avg/Game	0-0	11-1378
Neutral site-Avg/Game	-	0-0

### Team Results

Date	Opponent		Score	Att.
11/15/2021	at Tennessee	L	49-52	6017
12/02/2021	at UT Arlington	L	56-61	630
12/12/2021	at VCU	W	64-57	393
01/05/2022	at Cincinnati	W	61-46	310
01/12/2022	at Tulane	W	75-62	577
01/16/2022	at UCF	L	51-67	2763
01/26/2022	at SMU	W	62-56	674
01/30/2022	at Houston	W	55-35	566
02/09/2022	at Temple	W	49-40	1436
02/24/2022	at Wichita St.	W	47-46	1037
02/27/2022	at East Carolina	W	68-60	753





## 2021-22 South Fla. Women's Basketball Combined Team Statistics Neutral games

### Game Records

Record	Overall	Home	Away	Neutral
ALL GAMES	6-3	0-0	0-0	6-3
CONFERENCE	0-0	0-0	0-0	0-0
NON-CONFERENCE	6-3	0-0	0-0	6-3

### Score by Periods

Team	1st	2nd	3rd	4th	OT	TOT
South Fla.	127	139	144	144	0	554
Opponents	124	110	125	142	0	501

### Team Box Score

No.	Player				Total		3-Point		F-Throw		Rebounds											
		GP-GS	MIN	AVG	FG-FGA	FG%	3FG-3FGA	3FG%	FT-FTA	FT%	OFF	DEF	TOT	AVG	PF	DQ	A	TO	BLK	STL	PTS	AVG
5	TSINEKE, Elena	9-9	299:39	33.3	50-139	.360	7-25	.280	22-24	.917	27	19	46	5.1	25	0	21	21	1	11	129	14.3
3	HARVEY, Sydni	9-9	276:51	30.8	31-91	.341	23-57	.404	25-30	.833	7	10	17	1.9	16	0	11	15	3	16	110	12.2
4	PINZAN, Elisa	9-9	333:54	37.1	29-76	.382	17-41	.415	25-28	.893	2	32	34	3.8	15	0	53	25	0	13	100	11.1
20	MUNUNGA, Bethy	9-9	303:44	33.7	32-73	.438	2-11	.182	12-19	.632	31	79	110	12.2	26	1	25	17	11	12	78	8.7
32	MENDJIJADEU FANKAM, Dulcy	9-3	161:59	18.0	22-64	.344	0-0	.000	16-25	.640	18	27	45	5.0	18	0	2	7	6	7	60	6.7
1	ALVAREZ, Maria	6-0	78:37	13.1	10-25	.400	8-20	.400	1-2	.500	0	6	6	1.0	4	0	8	7	0	3	29	4.8
21	LEVERETT, Shae	9-6	204:15	22.7	13-25	.520	0-0	.000	4-6	.667	17	21	38	4.2	26	2	1	8	5	7	30	3.3
2	LAZIC, Mihaela	2-0	06:56	3.5	1-2	.500	0-0	.000	2-4	.500	0	0	0	0.0	2	0	0	0	0	0	4	2.0
11	WILLIAMS, Patience	5-0	14:26	2.9	2-4	.500	0-0	.000	0-0	.000	0	0	0	0.0	3	0	0	1	0	0	4	0.8
0	BETANCOURT, Odeth	3-0	05:09	1.7	1-2	.500	0-0	.000	0-0	.000	1	0	1	0.3	0	0	0	2	0	0	2	0.7
12	BERMEJO, Cristina	9-0	67:20	7.5	2-8	.250	1-3	.333	0-0	.000	2	5	7	0.8	7	0	2	4	0	1	5	0.6
22	WILSON, Aerial	7-0	27:34	3.9	1-6	.167	1-3	.333	0-0	.000	0	0	0	0.0	1	0	4	0	0	1	3	0.4
24	WEARY, Bella	2-0	02:08	1.1	0-0	.000	0-0	.000	0-0	.000	1	0	1	0.5	0	0	0	0	0	0	0	0.0
13	GUERREIRO, Sara	6-0	17:28	2.9	0-4	.000	0-3	.000	0-0	.000	1	2	3	0.5	0	0	1	1	0	1	0	0.0
Team											28	15	43					16				
<b>Total</b>		<b>9</b>	<b>1800</b>		<b>194-519</b>	<b>.374</b>	<b>59-163</b>	<b>.362</b>	<b>107-138</b>	<b>.775</b>	<b>135</b>	<b>216</b>	<b>351</b>	<b>39.0</b>	<b>143</b>	<b>3</b>	<b>128</b>	<b>124</b>	<b>26</b>	<b>72</b>	<b>554</b>	<b>61.6</b>
<b>Opponents</b>		<b>9</b>	<b>1800</b>		<b>185-472</b>	<b>.392</b>	<b>53-156</b>	<b>.340</b>	<b>78-116</b>	<b>.672</b>	<b>84</b>	<b>198</b>	<b>282</b>	<b>31.3</b>	<b>141</b>	<b>3</b>	<b>111</b>	<b>131</b>	<b>43</b>	<b>50</b>	<b>501</b>	<b>55.7</b>

### Team Statistics

	USF	OPP
<b>Scoring</b>	<b>554</b>	<b>501</b>
Points per game	61.6	55.7
Scoring margin	+5.9	-
<b>Field goals-att</b>	<b>194-519</b>	<b>185-472</b>
Field goal pct	.374	.392
<b>3 point fg-att</b>	<b>59-163</b>	<b>53-156</b>
3-point FG pct	.362	.340
3-pt FG made per game	6.6	5.9
<b>Free throws-att</b>	<b>107-138</b>	<b>78-116</b>
Free throw pct	.775	.672
F-Throws made per game	11.9	8.7
<b>Rebounds</b>	<b>351</b>	<b>282</b>
Rebounds per game	39.0	31.3
Rebounding margin	+7.7	-
<b>Assists</b>	<b>128</b>	<b>111</b>
Assists per game	14.2	12.3
<b>Turnovers</b>	<b>124</b>	<b>131</b>
Turnovers per game	13.8	14.6
Turnover margin	+0.8	-
Assist/turnover ratio	1.0	0.8
<b>Steals</b>	<b>72</b>	<b>50</b>
Steals per game	8.0	5.6
<b>Blocks</b>	<b>26</b>	<b>43</b>
Blocks per game	2.9	4.8
<b>Winning streak</b>	<b>0</b>	<b>-</b>
Home win streak	0	-
<b>Attendance</b>	<b>0</b>	<b>0</b>
Home games-Avg/Game	0-0	0-0
Neutral site-Avg/Game	-	9-1384

### Team Results

Date	Opponent		Score	Att.
11/20/2021	vs Syracuse	W	77-53	993
11/21/2021	vs UConn	L	53-60	1124
11/22/2021	vs Oregon	W	71-62	269
11/26/2021	vs Stanford	W	57-54	205
12/20/2021	vs West Virginia	W	77-55	0
12/21/2021	vs Ole Miss	L	53-61	0
03/08/2022	vs Memphis	W	63-53	1669
03/09/2022	vs Houston	W	58-50	1642
03/10/2022	vs UCF	L	45-53	6551



## 2021-22 South Fla. Women's Basketball Combined Team Statistics Specific games

### Game Records

Record	Overall	Home	Away	Neutral
ALL GAMES	2-1	0-0	0-0	2-1
CONFERENCE	0-0	0-0	0-0	0-0
NON-CONFERENCE	2-1	0-0	0-0	2-1

### Score by Periods

Team	1st	2nd	3rd	4th	OT	TOT
South Fla.	38	47	44	37	0	166
Opponents	32	43	39	42	0	156

### Team Box Score

No.	Player	GP-GS		MIN	AVG	Total		3-Point		F-Throw		Rebounds				PF	DQ	A	TO	BLK	STL	PTS	AVG
		GP	GS			FG	FGA	FG%	3FG	3FGA	3FG%	FT	FTA	FT%	OFF								
5	TSINEKE, Elena	3	3	109:14	36.4	16-46	.348	3-9	.333	12-13	.923	14	6	20	6.7	11	0	7	8	1	2	47	15.7
4	PINZAN, Elisa	3	3	119:55	40.0	11-31	.355	6-18	.333	11-12	.917	1	18	19	6.3	8	0	14	9	0	4	39	13.0
20	MUNUNGA, Bethy	3	3	111:42	37.2	10-22	.455	0-1	.000	5-8	.625	11	31	42	14.0	9	0	10	5	5	5	25	8.3
3	HARVEY, Sydni	3	3	103:21	34.4	6-32	.188	5-21	.238	6-6	1.000	3	4	7	2.3	8	0	5	6	2	7	23	7.7
21	LEVERETT, Shae	3	2	77:12	25.7	9-14	.643	0-0	.000	2-3	.667	4	7	11	3.7	8	0	2	5	3	20	6.7	
32	MENDJIADU FANKAM, Dulcy	3	1	44:40	14.9	3-13	.231	0-0	.000	3-4	.750	2	5	7	2.3	3	0	1	3	2	1	9	3.0
2	LAZIC, Mihaela	1	0	05:05	5.1	1-2	.500	0-0	.000	1-2	.500	0	0	0	0.0	2	0	0	0	0	0	3	3.0
12	BERMEJO, Cristina	3	0	11:01	3.7	0-1	.000	0-0	.000	0-0	.000	0	0	0	0.0	1	0	0	0	0	0	0	0.0
11	WILLIAMS, Patience	2	0	06:26	3.2	0-2	.000	0-0	.000	0-0	.000	0	0	0	0.0	1	0	0	0	0	0	0	0.0
22	WILSON, Aerial	2	0	05:50	2.9	0-3	.000	0-0	.000	0-0	.000	0	0	0	0.0	0	0	0	0	0	0	0	0.0
13	GUERREIRO, Sara	1	0	05:34	5.6	0-1	.000	0-0	.000	0-0	.000	0	0	0	0.0	0	0	0	0	0	0	0	0.0
Team												6	2	8				9					
<b>Total</b>		<b>3</b>	<b>600</b>			<b>56-167</b>	<b>.335</b>	<b>14-49</b>	<b>.286</b>	<b>40-48</b>	<b>.833</b>	<b>41</b>	<b>73</b>	<b>114</b>	<b>38.0</b>	<b>51</b>	<b>0</b>	<b>37</b>	<b>42</b>	<b>15</b>	<b>22</b>	<b>166</b>	<b>55.3</b>
<b>Opponents</b>		<b>3</b>	<b>600</b>			<b>55-159</b>	<b>.346</b>	<b>13-37</b>	<b>.351</b>	<b>33-44</b>	<b>.750</b>	<b>33</b>	<b>68</b>	<b>101</b>	<b>33.7</b>	<b>44</b>	<b>0</b>	<b>34</b>	<b>40</b>	<b>20</b>	<b>24</b>	<b>156</b>	<b>52.0</b>

### Team Statistics

	USF	OPP
<b>Scoring</b>	<b>166</b>	<b>156</b>
Points per game	55.3	52.0
Scoring margin	+3.3	-
<b>Field goals-att</b>	<b>56-167</b>	<b>55-159</b>
Field goal pct	.335	.346
<b>3 point fg-att</b>	<b>14-49</b>	<b>13-37</b>
3-point FG pct	.286	.351
3-pt FG made per game	4.7	4.3
<b>Free throws-att</b>	<b>40-48</b>	<b>33-44</b>
Free throw pct	.833	.750
F-Throws made per game	13.3	11.0
<b>Rebounds</b>	<b>114</b>	<b>101</b>
Rebounds per game	38.0	33.7
Rebounding margin	+4.3	-
<b>Assists</b>	<b>37</b>	<b>34</b>
Assists per game	12.3	11.3
<b>Turnovers</b>	<b>42</b>	<b>40</b>
Turnovers per game	14.0	13.3
Turnover margin	-0.7	-
Assist/turnover ratio	0.9	0.9
<b>Steals</b>	<b>22</b>	<b>24</b>
Steals per game	7.3	8.0
<b>Blocks</b>	<b>15</b>	<b>20</b>
Blocks per game	5.0	6.7
<b>Winning streak</b>	<b>0</b>	<b>-</b>
Home win streak	0	-
<b>Attendance</b>	<b>0</b>	<b>0</b>
Home games-Avg/Game	0-0	0-0
Neutral site-Avg/Game	-	3-3287

### Team Results

Date	Opponent		Score	Att.
03/08/2022	vs Memphis	W	63-53	1669
03/09/2022	vs Houston	W	58-50	1642
03/10/2022	vs UCF	L	45-53	6551



**2021-22 South Fla. Women's Basketball  
Season/Career Statistics  
All games**

**Summary**

Player	Season Statistics										Career Statistics									
	GP-GS	MIN/G	FG%	3FG%	FT%	R/G	A/G	STL	BLK	PTS/G	GP-GS	MIN/G	FG%	3FG%	FT%	R/G	A/G	STL	BLK	PTS/G
ALVAREZ, Maria	27-2	17.1	.311	.310	.690	1.8	1.4	7	3	5.6	63-11	19.3	.342	.340	.653	2.1	1.7	34	3	6.9
BERMEJO, Cristina	29-0	9.3	.222	.200	.667	1.0	0.4	4	5	0.8	72-2	9.4	.282	.220	.733	1.5	0.5	20	13	1.3
BETANCOURT, Odeth	6-0	2.5	.500	.000	.000	0.7	0.0	1	0	0.7	6-0	2.5	.500	.000	.000	0.7	0.0	1	0	0.7
GUERREIRO, Sara	26-3	6.2	.295	.125	1.000	0.8	0.3	5	0	1.2	35-3	6.0	.295	.095	.600	0.8	0.3	6	0	1.2
HARVEY, Sydni	31-28	26.6	.268	.310	.732	2.1	1.6	33	8	7.4	108-91	27.8	.319	.342	.795	2.3	1.9	88	16	10.5
LAZIC, Mihaela	14-0	5.3	.400	.167	.400	0.4	0.6	0	0	1.2	32-2	6.4	.373	.130	.438	0.6	0.9	3	0	1.5
LEVERETT, Shae	32-11	16.8	.532	.000	.424	3.5	0.2	20	21	2.0	148-69	21.2	.587	.000	.536	5.3	0.4	85	124	4.4
MENDJIADU FANKAM, Dulcy	32-21	23.8	.465	.000	.670	7.1	0.4	28	26	10.5	32-21	23.8	.465	.000	.670	7.1	0.4	28	26	10.5
MUNUNGA, Bethy	32-31	32.1	.453	.207	.755	11.6	2.0	47	35	10.7	84-81	30.0	.466	.232	.726	11.4	1.5	108	87	9.9
PINZAN, Elisa	31-31	34.1	.368	.323	.797	3.4	5.4	35	0	9.0	112-93	31.3	.331	.306	.813	2.8	4.8	130	2	8.0
TSINEKE, Elena	31-30	32.0	.385	.284	.837	3.5	2.3	23	6	14.1	79-69	28.4	.382	.302	.861	2.7	1.9	50	16	13.4
WEARY, Bella	8-0	3.0	.200	.333	.000	0.4	0.1	0	0	0.4	8-0	3.0	.200	.333	.000	0.4	0.1	0	0	0.4
WILLIAMS, Patience	16-1	4.3	.400	.000	.000	0.8	0.1	5	4	0.8	16-1	4.3	.400	.000	.000	0.8	0.1	5	4	0.8
WILSON, Aerial	23-2	6.5	.292	.333	.000	0.4	0.6	7	1	0.8	23-2	6.5	.292	.333	.000	0.4	0.6	7	1	0.8

**Scoring**

Player	Season Statistics									Career Statistics							
	FG-FGA	FG%	3FG-3FGA	3FG%	FT-FTA	FT%	PTS	PTS/G	FG-FGA	FG%	3FG-3FGA	3FG%	FT-FTA	FT%	PTS	PTS/G	
ALVAREZ, Maria	47-151	.311	36-116	.310	20-29	.690	150	5.6	139-406	.342	111-326	.340	47-72	.653	436	6.9	
BERMEJO, Cristina	8-36	.222	2-10	.200	4-6	.667	22	0.8	33-117	.282	9-41	.220	22-30	.733	97	1.3	
BETANCOURT, Odeth	2-4	.500	0-0	.000	0-0	.000	4	0.7	2-4	.500	0-0	.000	0-0	.000	4	0.7	
GUERREIRO, Sara	13-44	.295	2-16	.125	3-3	1.000	31	1.2	18-61	.295	2-21	.095	3-5	.600	41	1.2	
HARVEY, Sydni	69-257	.268	49-158	.310	41-56	.732	228	7.4	338-1061	.319	176-514	.342	279-351	.795	1131	10.5	
LAZIC, Mihaela	6-15	.400	1-6	.167	4-10	.400	17	1.2	19-51	.373	3-23	.130	7-16	.438	48	1.5	
LEVERETT, Shae	25-47	.532	0-0	.000	14-33	.424	64	2.0	240-409	.587	0-1	.000	165-308	.536	645	4.4	
MENDJIADU FANKAM, Dulcy	132-284	.465	0-1	.000	71-106	.670	335	10.5	132-284	.465	0-1	.000	71-106	.670	335	10.5	
MUNUNGA, Bethy	130-287	.453	6-29	.207	77-102	.755	343	10.7	312-670	.466	13-56	.232	196-270	.726	833	9.9	
PINZAN, Elisa	86-234	.368	43-133	.323	63-79	.797	278	9.0	284-858	.331	147-480	.306	182-224	.813	897	8.0	
TSINEKE, Elena	166-431	.385	27-95	.284	77-92	.837	436	14.1	386-1010	.382	103-341	.302	180-209	.861	1055	13.4	
WEARY, Bella	1-5	.200	1-3	.333	0-0	.000	3	0.4	1-5	.200	1-3	.333	0-0	.000	3	0.4	
WILLIAMS, Patience	6-15	.400	0-0	.000	0-1	.000	12	0.8	6-15	.400	0-0	.000	0-1	.000	12	0.8	
WILSON, Aerial	7-24	.292	5-15	.333	0-1	.000	19	0.8	7-24	.292	5-15	.333	0-1	.000	19	0.8	

**Totals**

Player	Season Statistics									Career Statistics						
	O-REB	D-REB	TOTAL	PF	FO	A	TO	A/TO	O-REB	D-REB	TOTAL	PF	FO	A	TO	A/TO
ALVAREZ, Maria	5	43	48	32	0	38	26	1.5	20	110	130	81	2	104	74	1.4
BERMEJO, Cristina	9	20	29	36	2	11	17	0.6	31	78	109	83	2	36	56	0.6
BETANCOURT, Odeth	1	3	4	1	0	0	3	0.0	1	3	4	1	0	0	3	0.0
GUERREIRO, Sara	9	12	21	14	0	9	7	1.3	14	15	29	15	0	11	11	1.0
HARVEY, Sydni	21	43	64	46	2	50	46	1.1	92	156	248	196	7	202	217	0.9
LAZIC, Mihaela	2	4	6	3	0	9	4	2.3	4	15	19	9	0	28	18	1.6
LEVERETT, Shae	38	73	111	67	3	6	17	0.4	362	426	788	349	15	56	136	0.4
MENDJIADU FANKAM, Dulcy	90	137	227	80	0	12	58	0.2	90	137	227	80	0	12	58	0.2
MUNUNGA, Bethy	111	259	370	82	2	64	73	0.9	322	637	959	242	6	128	209	0.6
PINZAN, Elisa	7	98	105	33	0	168	74	2.3	24	294	318	121	1	541	280	1.9
TSINEKE, Elena	65	45	110	66	1	72	83	0.9	104	106	210	166	4	153	204	0.8
WEARY, Bella	1	2	3	2	0	1	2	0.5	1	2	3	2	0	1	2	0.5
WILLIAMS, Patience	4	9	13	10	0	1	4	0.3	4	9	13	10	0	1	4	0.3
WILSON, Aerial	3	7	10	11	0	13	13	1.0	3	7	10	11	0	13	13	1.0



**2021-22 South Fla. Women's Basketball  
Season Schedule/Results & Leaders  
All games**

**Game Records**

Record	Overall	Home	Away	Neutral
ALL GAMES	24-8	10-2	8-3	6-3
CONFERENCE	12-3	5-2	7-1	0-0
NON-CONFERENCE	12-5	5-0	1-2	6-3

**Team Results**

Date	Opponent		Score	Att.	High Points	High Rebounds
11/09/2021	UTRGV	W	63-56	2710	(18) TSINEKE, Elena	(18) MUNUNGA, Bethy
11/11/2021	Alabama St.	W	72-37	2123	(22) HARVEY, Sydney	(5) MUNUNGA, Bethy
11/15/2021	at Tennessee	L	49-52	6017	(13) TSINEKE, Elena	(13) MUNUNGA, Bethy
11/20/2021	vs Syracuse	W	77-53	993	(18) MUNUNGA, Bethy	(12) MUNUNGA, Bethy
11/21/2021	vs UConn	L	53-60	1124	(17) TSINEKE, Elena	(8) LEVERETT, Shae (8) MUNUNGA, Bethy
11/22/2021	vs Oregon	W	71-62	269	(26) PINZAN, Elisa	(7) MENDJIADEU FANKAM, Dulcy
11/26/2021	vs Stanford	W	57-54	205	(15) HARVEY, Sydney	(23) MUNUNGA, Bethy
12/02/2021	at UT Arlington	L	56-61	630	(13) HARVEY, Sydney (13) MUNUNGA, Bethy	(20) MUNUNGA, Bethy
12/12/2021	at VCU	W	64-57	393	(24) PINZAN, Elisa	(12) MUNUNGA, Bethy
12/15/2021	Stetson	W	69-50	2847	(12) PINZAN, Elisa	(9) LEVERETT, Shae (9) MUNUNGA, Bethy
12/17/2021	High Point	W	62-46	1562	(19) MENDJIADEU FANKAM, Dulcy	(5) LEVERETT, Shae (5) MUNUNGA, Bethy
12/20/2021	vs West Virginia	W	77-55	0	(20) TSINEKE, Elena	(12) MENDJIADEU FANKAM, Dulcy
12/21/2021	vs Ole Miss	L	53-61	0	(17) HARVEY, Sydney	(8) MENDJIADEU FANKAM, Dulcy (8) MUNUNGA, Bethy
12/29/2021	Jacksonville	W	70-57	1996	(22) TSINEKE, Elena	(12) MUNUNGA, Bethy
01/05/2022	at Cincinnati	W	61-46	310	(21) TSINEKE, Elena	(15) MUNUNGA, Bethy
01/12/2022	at Tulane	W	75-62	577	(26) MUNUNGA, Bethy	(12) MUNUNGA, Bethy
01/16/2022	at UCF	L	51-67	2763	(14) MENDJIADEU FANKAM, Dulcy	(11) MUNUNGA, Bethy
01/19/2022	Tulsa	W	66-63	1596	(30) TSINEKE, Elena	(11) MENDJIADEU FANKAM, Dulcy
01/22/2022	Temple	Wot	75-67	2177	(25) TSINEKE, Elena	(9) MENDJIADEU FANKAM, Dulcy (9) MUNUNGA, Bethy
01/26/2022	at SMU	W	62-56	674	(19) MENDJIADEU FANKAM, Dulcy	(13) MUNUNGA, Bethy
01/30/2022	at Houston	W	55-35	566	(11) MENDJIADEU FANKAM, Dulcy (11) ALVAREZ, Maria (11) TSINEKE, Elena	(18) MUNUNGA, Bethy
02/06/2022	Tulane	L	55-67	1683	(18) TSINEKE, Elena	(13) MUNUNGA, Bethy
02/09/2022	at Temple	W	49-40	1436	(13) TSINEKE, Elena (13) MUNUNGA, Bethy	(15) MENDJIADEU FANKAM, Dulcy
02/13/2022	UCF	L	33-54	2086	(10) TSINEKE, Elena	(11) LEVERETT, Shae
02/16/2022	Cincinnati	W	54-45	1654	(22) MUNUNGA, Bethy	(15) MUNUNGA, Bethy
02/22/2022	Wichita St.	W	61-57	1628	(22) PINZAN, Elisa	(12) MUNUNGA, Bethy
02/24/2022	at Wichita St.	W	47-46	1037	(14) MENDJIADEU FANKAM, Dulcy	(10) MENDJIADEU FANKAM, Dulcy
02/27/2022	at East Carolina	W	68-60	753	(18) PINZAN, Elisa (18) MENDJIADEU FANKAM, Dulcy	(17) MENDJIADEU FANKAM, Dulcy
03/02/2022	Houston	W	71-38	2196	(18) TSINEKE, Elena	(10) MUNUNGA, Bethy
03/08/2022	vs Memphis	W	63-53	1669	(22) TSINEKE, Elena	(13) MUNUNGA, Bethy



2021-22 South Fla. Women's Basketball  
Season Schedule/Results & Leaders  
All games

Date	Opponent		Score	Att.	High Points	High Rebounds
03/09/2022	vs Houston	W	58-50	1642	(14) PINZAN, Elisa	(18) MUNUNGA, Bethy
03/10/2022	vs UCF	L	45-53	6551	(14) TSINEKE, Elena	(11) MUNUNGA, Bethy

**Attendance Summary**

	Games	Attend	Avg/Game
Home	12	24258	2022
Away	11	15156	1378
Neutral	9	12453	1384
<b>Total</b>	<b>32</b>	<b>51867</b>	<b>1621</b>



**2021-22 South Fla. Women's Basketball  
Team Game-by-Game  
All games**

Opponent	Date	Score	W	Total		3-Pointers		Free throws		Rebounds				PF	A	TO	BLK	STL	PTS	AVG
				FG-FGA	PCT	3FG-3FGA	PCT	FT-FTA	PCT	OFF	DEF	TOT	AVG							
UTRGV	11/09/2021	63-56	W	22-67	.328	6-25	.240	13-21	.619	20	25	45	45.0	13	10	15	3	8	63	63.0
Alabama St.	11/11/2021	72-37	W	26-54	.481	9-25	.360	11-13	.846	5	27	32	38.5	16	22	10	2	14	72	67.5
at Tennessee	11/15/2021	49-52	L	18-63	.286	8-23	.348	5-8	.625	16	26	42	39.7	22	8	14	0	3	49	61.3
vs Syracuse	11/20/2021	77-53	W	28-69	.406	8-25	.320	13-17	.765	18	32	50	42.3	11	19	11	1	10	77	65.3
vs UConn	11/21/2021	53-60	L	22-59	.373	7-20	.350	2-4	.500	15	19	34	40.6	13	17	11	0	8	53	62.8
vs Oregon	11/22/2021	71-62	W	23-64	.359	8-18	.444	17-22	.773	15	19	34	39.5	19	17	12	7	16	71	64.2
vs Stanford	11/26/2021	57-54	W	21-67	.313	7-20	.350	8-11	.727	24	28	52	41.3	14	13	16	2	6	57	63.1
at UT Arlington	12/02/2021	56-61	L	22-68	.324	5-22	.227	7-10	.700	14	25	39	41.0	19	16	11	3	9	56	62.3
at VCU	12/12/2021	64-57	W	22-50	.440	7-18	.389	13-15	.867	15	27	42	41.1	16	8	19	1	4	64	62.4
Stetson	12/15/2021	69-50	W	28-61	.459	5-18	.278	8-10	.800	11	29	40	41.0	10	19	13	9	5	69	63.1
High Point	12/17/2021	62-46	W	22-45	.489	4-10	.400	14-17	.824	6	33	39	40.8	20	17	18	2	3	62	63.0
vs West Virginia	12/20/2021	77-55	W	28-48	.583	8-13	.615	13-16	.813	10	26	36	40.4	21	17	18	1	3	77	64.2
vs Ole Miss	12/21/2021	53-61	L	16-45	.356	7-18	.389	14-20	.700	12	19	31	39.7	14	8	14	0	7	53	63.3
Jacksonville	12/29/2021	70-57	W	24-60	.400	9-21	.429	13-13	1.000	16	24	40	39.7	9	17	12	2	6	70	63.8
at Cincinnati	01/05/2022	61-46	W	22-56	.393	6-23	.261	11-19	.579	18	29	47	40.2	16	14	16	0	5	61	63.6
at Tulane	01/12/2022	75-62	W	25-56	.446	3-14	.214	22-25	.880	12	24	36	39.9	26	16	15	4	5	75	64.3
at UCF	01/16/2022	51-67	L	19-50	.380	4-16	.250	9-11	.818	16	15	31	39.4	14	11	19	4	6	51	63.5
Tulsa	01/19/2022	66-63	W	24-67	.358	4-17	.235	14-24	.583	18	31	49	39.9	16	18	11	7	4	66	63.7
Temple	01/22/2022	75-67	Wot	25-58	.431	3-14	.214	22-31	.710	10	27	37	39.8	18	18	8	3	2	75	64.3
at SMU	01/26/2022	62-56	W	25-51	.490	1-7	.143	11-17	.647	11	30	41	39.9	11	20	15	6	5	62	64.2
at Houston	01/30/2022	55-35	W	21-57	.368	3-10	.300	10-14	.714	13	37	50	40.3	14	11	21	3	5	55	63.7
Tulane	02/06/2022	55-67	L	23-69	.333	2-27	.074	7-10	.700	14	25	39	40.3	17	14	11	5	5	55	63.3
at Temple	02/09/2022	49-40	W	19-61	.311	2-13	.154	9-12	.750	14	31	45	40.5	7	7	13	2	7	49	62.7
UCF	02/13/2022	33-54	L	13-47	.277	2-19	.105	5-10	.500	12	22	34	40.2	14	9	17	5	2	33	61.5
Cincinnati	02/16/2022	54-45	W	17-53	.321	4-14	.286	16-27	.593	20	27	47	40.5	10	11	19	6	12	54	61.2
Wichita St.	02/22/2022	61-57	W	23-56	.411	8-24	.333	7-13	.538	17	20	37	40.3	11	15	18	5	7	61	61.2
at Wichita St.	02/24/2022	47-46	W	16-57	.281	4-22	.182	11-22	.500	17	26	43	40.4	11	11	12	5	7	47	60.6
at East Carolina	02/27/2022	68-60	W	21-55	.382	8-26	.308	18-25	.720	19	28	47	40.7	11	17	18	4	11	68	60.9
Houston	03/02/2022	71-38	W	27-54	.500	6-11	.545	11-13	.846	10	31	41	40.7	19	17	17	2	8	71	61.2
vs Memphis	03/08/2022	63-53	W	21-59	.356	5-16	.313	16-18	.889	13	24	37	40.6	16	9	9	7	3	63	61.3
vs Houston	03/09/2022	58-50	W	17-56	.304	4-18	.222	20-22	.909	16	28	44	40.7	16	15	16	4	11	58	61.2
vs UCF	03/10/2022	45-53	L	18-52	.346	5-15	.333	4-8	.500	12	21	33	40.4	19	13	17	4	8	45	60.7
<b>Total</b>		<b>1942</b>		<b>698-1834</b>	<b>.381</b>	<b>172-582</b>	<b>.296</b>	<b>374-518</b>	<b>.722</b>	<b>459</b>	<b>835</b>	<b>1294</b>	<b>40.4</b>	<b>483</b>	<b>454</b>	<b>466</b>	<b>109</b>	<b>215</b>	<b>1942</b>	<b>60.7</b>
Opponents		1720		633-1755	.361	137-487	.281	317-465	.682	335	722	1057	33.0	538	328	446	124	206	1720	53.8

**South Fla. Averages**

Games Played	Points/game	FG Pct	3FG Pct	FT Pct	Rebounds/game	Assists/game	Turnovers/game	Assist/Turnover ratio	Steals/game	Blocks/game
32	60.7	38.1	29.6	72.2	40.4	14.2	14.6	1.0	6.7	3.4



**2021-22 South Fla. Women's Basketball  
Opponents Game-by-Game  
All games**

Opponent	Date	Score	W	Total		3-Pointers		Free throws		Rebounds				PF	A	TO	BLK	STL	PTS	AVG
				FG-FGA	PCT	3FG-3FGA	PCT	FT-FTA	PCT	OFF	DEF	TOT	AVG							
UTRGV	11/09/2021	63-56	W	20-52	.385	9-28	.321	7-11	.636	8	28	36	36.0	19	12	23	2	6	56	56.0
Alabama St.	11/11/2021	72-37	W	11-51	.216	6-20	.300	9-14	.643	16	25	41	38.5	17	5	23	3	4	37	46.5
at Tennessee	11/15/2021	49-52	L	22-66	.333	0-13	.000	8-18	.444	20	28	48	41.7	15	8	13	7	5	52	48.3
vs Syracuse	11/20/2021	77-53	W	21-57	.368	7-27	.259	4-4	1.000	4	26	30	38.8	16	11	15	3	5	53	49.5
vs UConn	11/21/2021	53-60	L	22-47	.468	11-27	.407	5-6	.833	6	23	29	36.8	9	19	15	3	4	60	51.6
vs Oregon	11/22/2021	71-62	W	23-48	.479	6-14	.429	10-13	.769	7	28	35	36.5	24	11	25	5	2	62	53.3
vs Stanford	11/26/2021	57-54	W	21-60	.350	8-25	.320	4-12	.333	16	22	38	36.7	14	16	13	7	6	54	53.4
at UT Arlington	12/02/2021	56-61	L	23-52	.442	0-8	.000	15-20	.750	8	33	41	37.3	10	17	13	2	1	61	54.4
at VCU	12/12/2021	64-57	W	20-51	.392	5-18	.278	12-16	.750	6	14	20	35.3	14	4	7	1	12	57	54.7
Stetson	12/15/2021	69-50	W	18-57	.316	6-17	.353	8-10	.800	11	23	34	35.2	11	8	17	1	7	50	54.2
High Point	12/17/2021	62-46	W	15-49	.306	6-27	.222	10-12	.833	2	18	20	33.8	17	7	12	2	8	46	53.5
vs West Virginia	12/20/2021	77-55	W	19-50	.380	5-16	.313	12-19	.632	7	12	19	32.6	19	10	14	1	4	55	53.6
vs Ole Miss	12/21/2021	53-61	L	24-51	.471	3-10	.300	10-18	.556	11	19	30	32.4	15	10	9	4	5	61	54.2
Jacksonville	12/29/2021	70-57	W	23-52	.442	2-13	.154	9-10	.900	6	20	26	31.9	14	7	11	5	6	57	54.4
at Cincinnati	01/05/2022	61-46	W	17-48	.354	4-15	.267	8-11	.727	3	22	25	31.5	24	10	11	7	5	46	53.8
at Tulane	01/12/2022	75-62	W	17-60	.283	3-13	.231	25-34	.735	17	15	32	31.5	19	10	9	2	5	62	54.3
at UCF	01/16/2022	51-67	L	27-55	.491	6-12	.500	7-14	.500	14	15	29	31.4	15	11	12	1	8	67	55.1
Tulsa	01/19/2022	66-63	W	24-63	.381	7-18	.389	8-14	.571	11	30	41	31.9	23	12	13	5	4	63	55.5
Temple	01/22/2022	75-67	Wot	24-63	.381	1-7	.143	18-26	.692	16	25	41	32.4	26	13	13	5	5	67	56.1
at SMU	01/26/2022	62-56	W	22-61	.361	6-15	.400	6-8	.750	10	16	26	32.1	17	14	8	2	7	56	56.1
at Houston	01/30/2022	55-35	W	14-59	.237	2-15	.133	5-9	.556	10	21	31	32.0	20	5	13	9	6	35	55.1
Tulane	02/06/2022	55-67	L	22-56	.393	3-15	.200	20-28	.714	10	34	44	32.5	14	13	12	5	7	67	55.6
at Temple	02/09/2022	49-40	W	18-62	.290	2-15	.133	2-3	.667	11	29	40	32.9	17	8	17	4	5	40	55.0
UCF	02/13/2022	33-54	L	22-54	.407	2-9	.222	8-11	.727	12	23	35	33.0	13	11	11	4	9	54	54.9
Cincinnati	02/16/2022	54-45	W	16-48	.333	3-8	.375	10-13	.769	6	21	27	32.7	24	7	17	4	9	45	54.5
Wichita St.	02/22/2022	61-57	W	22-60	.367	2-8	.250	11-12	.917	18	19	37	32.9	14	8	16	3	11	57	54.6
at Wichita St.	02/24/2022	47-46	W	17-54	.315	3-11	.273	9-11	.818	13	28	41	33.2	17	6	15	4	8	46	54.3
at East Carolina	02/27/2022	68-60	W	22-61	.361	4-12	.333	12-17	.706	12	19	31	33.1	18	14	12	3	10	60	54.5
Houston	03/02/2022	71-38	W	12-49	.245	2-14	.143	12-27	.444	11	18	29	33.0	19	7	17	0	8	38	53.9
vs Memphis	03/08/2022	63-53	W	20-54	.370	4-11	.364	9-11	.818	9	24	33	33.0	15	12	13	7	5	53	53.9
vs Houston	03/09/2022	58-50	W	18-50	.360	6-16	.375	8-13	.615	7	22	29	32.8	18	7	15	6	12	50	53.8
vs UCF	03/10/2022	45-53	L	17-55	.309	3-10	.300	16-20	.800	17	22	39	33.0	11	15	12	7	7	53	53.8
<b>Total</b>		<b>1720</b>		<b>633-1755</b>	<b>.361</b>	<b>137-487</b>	<b>.281</b>	<b>317-465</b>	<b>.682</b>	<b>335</b>	<b>722</b>	<b>1057</b>	<b>33.0</b>	<b>538</b>	<b>328</b>	<b>446</b>	<b>124</b>	<b>206</b>	<b>1720</b>	<b>53.8</b>
South Fla.		1942		698-1834	.381	172-582	.296	374-518	.722	459	835	1294	40.4	483	454	466	109	215	1942	60.7

**Opponents Averages**

Games Played	Points/game	FG Pct	3FG Pct	FT Pct	Rebounds/game	Assists/game	Turnovers/game	Assist/Turnover ratio	Steals/game	Blocks/game
32	53.8	36.1	28.1	68.2	33.0	10.3	13.9	0.7	6.4	3.9



**2021-22 South Fla. Women's Basketball  
Team High/Low Analysis  
All games**

**South Fla. - Game Highs**

<b>POINTS</b>	77		vs West Virginia (N) (12/20/2021)
	77		vs Syracuse (N) (11/20/2021)
	75		Temple (01/22/2022)
	75		at Tulane (01/12/2022)
	72		Alabama St. (11/11/2021)
<b>FIELD GOALS MADE</b>	28		vs West Virginia (N) (12/20/2021)
	28		Stetson (12/15/2021)
	28		vs Syracuse (N) (11/20/2021)
<b>FIELD GOAL ATTEMPTS</b>	69		Tulane (02/06/2022)
	69		vs Syracuse (N) (11/20/2021)
<b>FIELD GOAL PERCENTAGE</b>	.583	(28-48)	vs West Virginia (N) (12/20/2021)
	.500	(27-54)	Houston (03/02/2022)
<b>3 PT FG MADE</b>	9		Jacksonville (12/29/2021)
	9		Alabama St. (11/11/2021)
<b>3 PT FG ATTEMPTS</b>	27		Tulane (02/06/2022)
	26		at East Carolina (02/27/2022)
<b>3 PT FG PERCENTAGE</b>	.615	(8-13)	vs West Virginia (N) (12/20/2021)
	.545	(6-11)	Houston (03/02/2022)
<b>FREE THROWS MADE</b>	22		Temple (01/22/2022)
	22		at Tulane (01/12/2022)
<b>FREE THROW ATTEMPTS</b>	31		Temple (01/22/2022)
	27		Cincinnati (02/16/2022)
<b>FREE THROW PERCENTAGE</b>	1.000	(13-13)	Jacksonville (12/29/2021)
	.909	(20-22)	vs Houston (N) (03/09/2022)
<b>REBOUNDS</b>	52		vs Stanford (N) (11/26/2021)
	50		at Houston (01/30/2022)
	50		vs Syracuse (N) (11/20/2021)
<b>ASSISTS</b>	22		Alabama St. (11/11/2021)
	20		at SMU (01/26/2022)
<b>STEALS</b>	16		vs Oregon (N) (11/22/2021)
	14		Alabama St. (11/11/2021)
<b>BLOCKED SHOTS</b>	9		Stetson (12/15/2021)
	7		vs Memphis (N) (03/08/2022)
	7		Tulsa (01/19/2022)
	7		vs Oregon (N) (11/22/2021)
<b>TURNOVERS</b>	21		at Houston (01/30/2022)
	19		Cincinnati (02/16/2022)
	19		at UCF (01/16/2022)
	19		at VCU (12/12/2021)
<b>FOULS</b>	26		at Tulane (01/12/2022)
	22		at Tennessee (11/15/2021)





**2021-22 South Fla. Women's Basketball  
Team High/Low Analysis  
All games**

**Opponent - Game Highs**

<b>POINTS</b>	67		Tulane (02/06/2022)
	67		Temple (01/22/2022)
	67		at UCF (01/16/2022)
	63		Tulsa (01/19/2022)
	62		at Tulane (01/12/2022)
	62		vs Oregon (N) (11/22/2021)
<b>FIELD GOALS MADE</b>	27		at UCF (01/16/2022)
	24		Temple (01/22/2022)
	24		Tulsa (01/19/2022)
	24		vs Ole Miss (N) (12/21/2021)
<b>FIELD GOAL ATTEMPTS</b>	66		at Tennessee (11/15/2021)
	63		Temple (01/22/2022)
	63		Tulsa (01/19/2022)
<b>FIELD GOAL PERCENTAGE</b>	.491	(27-55)	at UCF (01/16/2022)
	.479	(23-48)	vs Oregon (N) (11/22/2021)
<b>3 PT FG MADE</b>	11		vs UConn (N) (11/21/2021)
	9		UTRGV (11/09/2021)
<b>3 PT FG ATTEMPTS</b>	28		UTRGV (11/09/2021)
	27		High Point (12/17/2021)
	27		vs UConn (N) (11/21/2021)
	27		vs Syracuse (N) (11/20/2021)
<b>3 PT FG PERCENTAGE</b>	.500	(6-12)	at UCF (01/16/2022)
	.429	(6-14)	vs Oregon (N) (11/22/2021)
<b>FREE THROWS MADE</b>	25		at Tulane (01/12/2022)
	20		Tulane (02/06/2022)
<b>FREE THROW ATTEMPTS</b>	34		at Tulane (01/12/2022)
	28		Tulane (02/06/2022)
<b>FREE THROW PERCENTAGE</b>	1.000	(4-4)	vs Syracuse (N) (11/20/2021)
	.917	(11-12)	Wichita St. (02/22/2022)
<b>REBOUNDS</b>	48		at Tennessee (11/15/2021)
	44		Tulane (02/06/2022)
<b>ASSISTS</b>	19		vs UConn (N) (11/21/2021)
	17		at UT Arlington (12/02/2021)
<b>STEALS</b>	12		vs Houston (N) (03/09/2022)
	12		at VCU (12/12/2021)
<b>BLOCKED SHOTS</b>	9		at Houston (01/30/2022)
	7		vs UCF (N) (03/10/2022)
	7		vs Memphis (N) (03/08/2022)
	7		at Cincinnati (01/05/2022)
	7		vs Stanford (N) (11/26/2021)
	7		at Tennessee (11/15/2021)
<b>TURNOVERS</b>	25		vs Oregon (N) (11/22/2021)
	23		Alabama St. (11/11/2021)
	23		UTRGV (11/09/2021)
<b>FOULS</b>	26		Temple (01/22/2022)
	24		Cincinnati (02/16/2022)
	24		at Cincinnati (01/05/2022)
	24		vs Oregon (N) (11/22/2021)



**2021-22 South Fla. Women's Basketball  
Team High/Low Analysis  
All games**

**South Fla. - Game Lows**

<b>POINTS</b>	33	UCF (02/13/2022)
	45	vs UCF (N) (03/10/2022)
	47	at Wichita St. (02/24/2022)
	49	at Temple (02/09/2022)
	49	at Tennessee (11/15/2021)
<b>FIELD GOALS MADE</b>	13	UCF (02/13/2022)
	16	at Wichita St. (02/24/2022)
	16	vs Ole Miss (N) (12/21/2021)
<b>FIELD GOAL ATTEMPTS</b>	45	vs Ole Miss (N) (12/21/2021)
	45	High Point (12/17/2021)
<b>FIELD GOAL PERCENTAGE</b>	.277 (13-47)	UCF (02/13/2022)
	.281 (16-57)	at Wichita St. (02/24/2022)
<b>3 PT FG MADE</b>	1	at SMU (01/26/2022)
	2	UCF (02/13/2022)
	2	at Temple (02/09/2022)
	2	Tulane (02/06/2022)
<b>3 PT FG ATTEMPTS</b>	7	at SMU (01/26/2022)
	10	at Houston (01/30/2022)
	10	High Point (12/17/2021)
<b>3 PT FG PERCENTAGE</b>	.074 (2-27)	Tulane (02/06/2022)
	.105 (2-19)	UCF (02/13/2022)
<b>FREE THROWS MADE</b>	2	vs UConn (N) (11/21/2021)
	4	vs UCF (N) (03/10/2022)
<b>FREE THROW ATTEMPTS</b>	4	vs UConn (N) (11/21/2021)
	8	vs UCF (N) (03/10/2022)
	8	at Tennessee (11/15/2021)
<b>FREE THROW PERCENTAGE</b>	.500 (11-22)	at Wichita St. (02/24/2022)
	.500 (5-10)	UCF (02/13/2022)
	.500 (4-8)	vs UCF (N) (03/10/2022)
	.500 (2-4)	vs UConn (N) (11/21/2021)
<b>REBOUNDS</b>	31	at UCF (01/16/2022)
	31	vs Ole Miss (N) (12/21/2021)
<b>ASSISTS</b>	7	at Temple (02/09/2022)
	8	vs Ole Miss (N) (12/21/2021)
	8	at VCU (12/12/2021)
	8	at Tennessee (11/15/2021)
<b>STEALS</b>	2	UCF (02/13/2022)
	2	Temple (01/22/2022)
<b>BLOCKED SHOTS</b>	0	at Cincinnati (01/05/2022)
	0	vs Ole Miss (N) (12/21/2021)
	0	vs UConn (N) (11/21/2021)
	0	at Tennessee (11/15/2021)
<b>TURNOVERS</b>	8	Temple (01/22/2022)
	9	vs Memphis (N) (03/08/2022)
<b>FOULS</b>	7	at Temple (02/09/2022)
	9	Jacksonville (12/29/2021)



**2021-22 South Fla. Women's Basketball  
Team High/Low Analysis  
All games**

**Opponent - Game Lows**

<b>POINTS</b>	35		at Houston (01/30/2022)
	37		Alabama St. (11/11/2021)
	38		Houston (03/02/2022)
	40		at Temple (02/09/2022)
	45		Cincinnati (02/16/2022)
<b>FIELD GOALS MADE</b>	11		Alabama St. (11/11/2021)
	12		Houston (03/02/2022)
<b>FIELD GOAL ATTEMPTS</b>	47		vs UConn (N) (11/21/2021)
	48		Cincinnati (02/16/2022)
	48		at Cincinnati (01/05/2022)
	48		vs Oregon (N) (11/22/2021)
<b>FIELD GOAL PERCENTAGE</b>	.216	(11-51)	Alabama St. (11/11/2021)
	.237	(14-59)	at Houston (01/30/2022)
<b>3 PT FG MADE</b>	0		at UT Arlington (12/02/2021)
	0		at Tennessee (11/15/2021)
<b>3 PT FG ATTEMPTS</b>	7		Temple (01/22/2022)
	8		Wichita St. (02/22/2022)
	8		Cincinnati (02/16/2022)
	8		at UT Arlington (12/02/2021)
<b>3 PT FG PERCENTAGE</b>	.000	(0-8)	at UT Arlington (12/02/2021)
	.000	(0-13)	at Tennessee (11/15/2021)
<b>FREE THROWS MADE</b>	2		at Temple (02/09/2022)
	4		vs Stanford (N) (11/26/2021)
	4		vs Syracuse (N) (11/20/2021)
<b>FREE THROW ATTEMPTS</b>	3		at Temple (02/09/2022)
	4		vs Syracuse (N) (11/20/2021)
<b>FREE THROW PERCENTAGE</b>	.333	(4-12)	vs Stanford (N) (11/26/2021)
	.444	(12-27)	Houston (03/02/2022)
	.444	(8-18)	at Tennessee (11/15/2021)
<b>REBOUNDS</b>	19		vs West Virginia (N) (12/20/2021)
	20		High Point (12/17/2021)
	20		at VCU (12/12/2021)
<b>ASSISTS</b>	4		at VCU (12/12/2021)
	5		at Houston (01/30/2022)
	5		Alabama St. (11/11/2021)
<b>STEALS</b>	1		at UT Arlington (12/02/2021)
	2		vs Oregon (N) (11/22/2021)
<b>BLOCKED SHOTS</b>	0		Houston (03/02/2022)
	1		at UCF (01/16/2022)
	1		vs West Virginia (N) (12/20/2021)
	1		Stetson (12/15/2021)
	1		at VCU (12/12/2021)
<b>TURNOVERS</b>	7		at VCU (12/12/2021)
	8		at SMU (01/26/2022)
<b>FOULS</b>	9		vs UConn (N) (11/21/2021)
	10		at UT Arlington (12/02/2021)



**2021-22 South Fla. Women's Basketball  
Player Highs Analysis  
All games**

**South Fla. - Individual Game Highs**

<b>POINTS</b>	30		Elena Tsineke vs Tulsa (01/19/2022)
	26		Bethy Mununga at Tulane (01/12/2022)
	26		Elisa Pinzan vs Oregon (N) (11/22/2021)
	25		Elena Tsineke vs Temple (01/22/2022)
	24		Elisa Pinzan at VCU (12/12/2021)
<b>FIELD GOALS MADE</b>	10		Elena Tsineke vs Tulsa (01/19/2022)
	10		Dulcy Mendjiadeu Fankam at VCU (12/12/2021)
<b>FIELD GOAL ATTEMPTS</b>	24		Elena Tsineke vs Tulsa (01/19/2022)
	21		Elena Tsineke vs Tulane (02/06/2022)
<b>FIELD GOAL PERCENTAGE (min 5 made)</b>	.909	(10-11)	Dulcy Mendjiadeu Fankam at VCU (12/12/2021)
	.833	(5-6)	Maria Alvarez vs West Virginia (N) (12/20/2021)
<b>3 PT FG MADE</b>	6		Sydni Harvey vs Alabama St. (11/11/2021)
	5		Elisa Pinzan vs Wichita St. (02/22/2022)
<b>3 PT FG ATTEMPTS</b>	11		Maria Alvarez at Cincinnati (01/05/2022)
	10		Elisa Pinzan at East Carolina (02/27/2022)
	10		Elisa Pinzan vs Wichita St. (02/22/2022)
<b>3 PT FG PERCENTAGE (min 2 made)</b>	1.000	(4-4)	Maria Alvarez vs West Virginia (N) (12/20/2021)
	1.000	(4-4)	Elisa Pinzan vs Oregon (N) (11/22/2021)
	1.000	(3-3)	Maria Alvarez vs Houston (03/02/2022)
	1.000	(2-2)	Bethy Mununga vs High Point (12/17/2021)
<b>FREE THROWS MADE</b>	10		Elena Tsineke vs Temple (01/22/2022)
	10		Bethy Mununga at Tulane (01/12/2022)
<b>FREE THROW ATTEMPTS</b>	12		Bethy Mununga vs Cincinnati (02/16/2022)
	12		Elena Tsineke vs Temple (01/22/2022)
<b>FREE THROW PERCENTAGE (min 3 made)</b>	1.000	(8-8)	Bethy Mununga vs Jacksonville (12/29/2021)
	1.000	(8-8)	Elisa Pinzan vs Oregon (N) (11/22/2021)
	1.000	(7-7)	Elisa Pinzan vs Houston (N) (03/09/2022)
	1.000	(6-6)	Elisa Pinzan at East Carolina (02/27/2022)
	1.000	(5-5)	Elena Tsineke at UCF (01/16/2022)
	1.000	(5-5)	Dulcy Mendjiadeu Fankam at Tulane (01/12/2022)
	1.000	(5-5)	Elena Tsineke vs High Point (12/17/2021)
	1.000	(4-4)	Elena Tsineke vs Houston (N) (03/09/2022)
	1.000	(4-4)	Bethy Mununga vs Houston (03/02/2022)
	1.000	(4-4)	Bethy Mununga at East Carolina (02/27/2022)
	1.000	(4-4)	Shae Leverett vs Stetson (12/15/2021)
	1.000	(4-4)	Sydni Harvey vs Stanford (N) (11/26/2021)
	1.000	(4-4)	Elena Tsineke vs Syracuse (N) (11/20/2021)
	1.000	(4-4)	Elena Tsineke at Tennessee (11/15/2021)
	1.000	(3-3)	Elisa Pinzan vs Memphis (N) (03/08/2022)
1.000	(3-3)	Elena Tsineke vs Houston (03/02/2022)	
1.000	(3-3)	Elena Tsineke vs Jacksonville (12/29/2021)	
1.000	(3-3)	Elisa Pinzan vs Ole Miss (N) (12/21/2021)	
1.000	(3-3)	Elena Tsineke vs West Virginia (N) (12/20/2021)	
<b>REBOUNDS</b>	23		Bethy Mununga vs Stanford (N) (11/26/2021)
	20		Bethy Mununga at UT Arlington (12/02/2021)
<b>ASSISTS</b>	11		Elisa Pinzan at UT Arlington (12/02/2021)
	10		Elisa Pinzan at SMU (01/26/2022)
	10		Elisa Pinzan vs High Point (12/17/2021)
	10		Elisa Pinzan vs Oregon (N) (11/22/2021)
<b>STEALS</b>	5		Sydni Harvey vs Houston (N) (03/09/2022)
	4		Bethy Mununga vs Cincinnati (02/16/2022)
	4		Elena Tsineke vs Ole Miss (N) (12/21/2021)
	4		Elisa Pinzan at UT Arlington (12/02/2021)
	4		Elisa Pinzan vs Oregon (N) (11/22/2021)
	4		Aerial Wilson vs Alabama St. (11/11/2021)



**2021-22 South Fla. Women's Basketball  
Player Highs Analysis  
All games**

**South Fla. - Individual Game Highs**

<b>BLOCKED SHOTS</b>	4	Shae Leverett vs Memphis (N) (03/08/2022)
	3	Bethy Mununga vs Memphis (N) (03/08/2022)
	3	Sydni Harvey vs Wichita St. (02/22/2022)
	3	Shae Leverett vs UCF (02/13/2022)
	3	Dulcy Mendjiadeu Fankam vs Tulane (02/06/2022)
	3	Dulcy Mendjiadeu Fankam vs Tulsa (01/19/2022)
	3	Bethy Mununga at UCF (01/16/2022)
	3	Dulcy Mendjiadeu Fankam at Tulane (01/12/2022)
	3	Shae Leverett vs Stetson (12/15/2021)
	3	Bethy Mununga vs Oregon (N) (11/22/2021)
3	Dulcy Mendjiadeu Fankam vs Oregon (N) (11/22/2021)	
<b>TURNOVERS</b>	7	Elena Tsineke at UCF (01/16/2022)
	6	Elena Tsineke vs Houston (N) (03/09/2022)
	6	Elena Tsineke vs Wichita St. (02/22/2022)
	6	Elena Tsineke at Temple (02/09/2022)
<b>FOULS</b>	5	Bethy Mununga vs Temple (01/22/2022)
	5	Cristina Bermejo vs Temple (01/22/2022)
	5	Elena Tsineke at Tulane (01/12/2022)
	5	Shae Leverett vs West Virginia (N) (12/20/2021)
	5	Cristina Bermejo at VCU (12/12/2021)
	5	Sydni Harvey at UT Arlington (12/02/2021)
	5	Shae Leverett vs Stanford (N) (11/26/2021)
	5	Bethy Mununga vs Oregon (N) (11/22/2021)
	5	Sydni Harvey at Tennessee (11/15/2021)
	5	Shae Leverett at Tennessee (11/15/2021)



**2021-22 South Fla. Women's Basketball  
Player Highs Analysis  
All games**

**Opponent - Individual Game Highs**

<b>POINTS</b>	29	Tanyah Thompson at East Carolina (02/27/2022)
	26	Mia Davis vs Temple (01/22/2022)
	25	Laila Blair vs Houston (N) (03/09/2022)
	24	Jordan Horston at Tennessee (11/15/2021)
	23	Wyvette Mayberry vs Tulsa (01/19/2022)
	23	Cameron Brink vs Stanford (N) (11/26/2021)
<b>FIELD GOALS MADE</b>	11	Tanyah Thompson at East Carolina (02/27/2022)
	10	Cameron Brink vs Stanford (N) (11/26/2021)
<b>FIELD GOAL ATTEMPTS</b>	24	Jordan Horston at Tennessee (11/15/2021)
	21	Mia Davis at Temple (02/09/2022)
<b>FIELD GOAL PERCENTAGE (min 5 made)</b>	.750 (6-8)	Madison Scott vs Ole Miss (N) (12/21/2021)
	.700 (7-10)	Sydney Parrish vs Oregon (N) (11/22/2021)
<b>3 PT FG MADE</b>	6	Azzi Fudd vs UConn (N) (11/21/2021)
	5	Laila Blair vs Houston (N) (03/09/2022)
<b>3 PT FG ATTEMPTS</b>	11	Caitlyn Wilson at Cincinnati (01/05/2022)
	10	Paige Bueckers vs UConn (N) (11/21/2021)
<b>3 PT FG PERCENTAGE (min 2 made)</b>	.750 (3-4)	Tanyah Thompson at East Carolina (02/27/2022)
	.750 (3-4)	Diamond Battles at UCF (01/16/2022)
	.750 (3-4)	Jenson Edwards vs High Point (12/17/2021)
	.750 (3-4)	Jayla Crawford vs Alabama St. (11/11/2021)
<b>FREE THROWS MADE</b>	12	Dynah Jones at Tulane (01/12/2022)
	9	Arsula Clark at Tulane (01/12/2022)
<b>FREE THROW ATTEMPTS</b>	16	Dynah Jones at Tulane (01/12/2022)
	12	Mia Davis vs Temple (01/22/2022)
<b>FREE THROW PERCENTAGE (min 3 made)</b>	1.000 (5-5)	Da'Ja Green at East Carolina (02/27/2022)
	1.000 (5-5)	Dynah Jones vs Tulane (02/06/2022)
	1.000 (4-4)	Julia Blackshell-Fair vs Houston (03/02/2022)
	1.000 (4-4)	Tanyah Thompson at East Carolina (02/27/2022)
	1.000 (4-4)	Asia Strong at Wichita St. (02/24/2022)
	1.000 (4-4)	Mariah McCully vs Wichita St. (02/22/2022)
	1.000 (4-4)	Da'Nasia Shaw vs Jacksonville (12/29/2021)
	1.000 (4-4)	Amaria McNear vs High Point (12/17/2021)
	1.000 (4-4)	Samantha Robinson at VCU (12/12/2021)
	1.000 (4-4)	Terryn Milton at UT Arlington (12/02/2021)
	1.000 (3-3)	Britney Onyeje vs Houston (N) (03/09/2022)
	1.000 (3-3)	Jamirah Shutes vs Memphis (N) (03/08/2022)
	1.000 (3-3)	Tiara Young at Houston (01/30/2022)
1.000 (3-3)	Temira Poindexter vs Tulsa (01/19/2022)	
1.000 (3-3)	Ayanna Dublin vs Stetson (12/15/2021)	
<b>REBOUNDS</b>	11	Kyra Wood at Temple (02/09/2022)
	11	Krystal Freeman vs Tulane (02/06/2022)
	11	Cameron Brink vs Stanford (N) (11/26/2021)
<b>ASSISTS</b>	10	Aniya Gourdine vs Temple (01/22/2022)
	7	Alisha Lewis vs UCF (N) (03/10/2022)
	7	Olivia Nelson-Ododa vs UConn (N) (11/21/2021)
	7	Paige Bueckers vs UConn (N) (11/21/2021)
<b>STEALS</b>	6	Britney Onyeje vs Houston (N) (03/09/2022)
	4	Seraphine Bastin at Wichita St. (02/24/2022)
	4	Kaila Anderson vs Tulane (02/06/2022)
	4	Alisha Lewis at UCF (01/16/2022)
<b>BLOCKED SHOTS</b>	6	Tamari Key at Tennessee (11/15/2021)
	5	Asiah Jones vs Jacksonville (12/29/2021)
<b>TURNOVERS</b>	8	Akira Levy vs Cincinnati (02/16/2022)
	7	Maddie Scherr vs Oregon (N) (11/22/2021)



2021-22 South Fla. Women's Basketball  
Player Highs Analysis  
All games

Opponent - Individual Game Highs

FOULS		
	5	Synia Johnson at East Carolina (02/27/2022)
	5	Jane Asinde at Wichita St. (02/24/2022)
	5	Caitlyn Wilson vs Cincinnati (02/16/2022)
	5	Dynah Jones vs Tulane (02/06/2022)
	5	Tatyana Hill at Houston (01/30/2022)
	5	Emani Mayo vs Temple (01/22/2022)
	5	Jasha Clinton vs Temple (01/22/2022)
	5	Maddie Bittle vs Tulsa (01/19/2022)
	5	Jayla Hemingway vs West Virginia (N) (12/20/2021)
	5	Maddie Scherr vs Oregon (N) (11/22/2021)
	5	Chanaya Pinto vs Oregon (N) (11/22/2021)
	5	Iva Belosevic vs UTRGV (11/09/2021)



**2021-22 South Fla. Women's Basketball  
Category Leaders  
All games**

**Points**

##	Player	G	Pts	Pts/G
5	Tsineke, Elena	31	436	14.1
20	Mununga, Bethy	32	343	10.7
32	Mendjiadeu Fankam, Dulcy	32	335	10.5
4	Pinzan, Elisa	31	278	9.0
3	Harvey, Sydni	31	228	7.4
1	Alvarez, Maria	27	150	5.6
21	Leverett, Shae	32	64	2.0
13	Guerreiro, Sara	26	31	1.2
12	Bermejo, Cristina	29	22	0.8
22	Wilson, Aerial	23	19	0.8
2	Lazic, Mihaela	14	17	1.2
11	Williams, Patience	16	12	0.8
0	Betancourt, Odeth	6	4	0.7
24	Weary, Bella	8	3	0.4

**Scoring Average**

##	Player	G	Pts	Pts/G
5	Tsineke, Elena	31	436	14.1
20	Mununga, Bethy	32	343	10.7
32	Mendjiadeu Fankam, Dulcy	32	335	10.5
4	Pinzan, Elisa	31	278	9.0
3	Harvey, Sydni	31	228	7.4
1	Alvarez, Maria	27	150	5.6
21	Leverett, Shae	32	64	2.0
2	Lazic, Mihaela	14	17	1.2
13	Guerreiro, Sara	26	31	1.2
22	Wilson, Aerial	23	19	0.8
12	Bermejo, Cristina	29	22	0.8
11	Williams, Patience	16	12	0.8
0	Betancourt, Odeth	6	4	0.7
24	Weary, Bella	8	3	0.4

**Field Goal Percentage**

##	Player	FG	Att	Pct
21	Leverett, Shae	25	47	.532
0	Betancourt, Odeth	2	4	.500
32	Mendjiadeu Fankam, Dulcy	132	284	.465
20	Mununga, Bethy	130	287	.453
2	Lazic, Mihaela	6	15	.400
11	Williams, Patience	6	15	.400
5	Tsineke, Elena	166	431	.385
4	Pinzan, Elisa	86	234	.368
1	Alvarez, Maria	47	151	.311
13	Guerreiro, Sara	13	44	.295
22	Wilson, Aerial	7	24	.292
3	Harvey, Sydni	69	257	.268
12	Bermejo, Cristina	8	36	.222
24	Weary, Bella	1	5	.200

**Field Goal Attempts**

##	Player	G	Att	Att/G
5	Tsineke, Elena	31	431	13.9
20	Mununga, Bethy	32	287	9.0
32	Mendjiadeu Fankam, Dulcy	32	284	8.9
3	Harvey, Sydni	31	257	8.3
4	Pinzan, Elisa	31	234	7.5

**Field Goals Made**

##	Player	G	Made	Made/G
5	Tsineke, Elena	31	166	5.4
32	Mendjiadeu Fankam, Dulcy	32	132	4.1
20	Mununga, Bethy	32	130	4.1
4	Pinzan, Elisa	31	86	2.8
3	Harvey, Sydni	31	69	2.2

**3-Point FG Percentage**

##	Player	3FG	Att	Pct
22	Wilson, Aerial	5	15	.333
24	Weary, Bella	1	3	.333
4	Pinzan, Elisa	43	133	.323
1	Alvarez, Maria	36	116	.310
3	Harvey, Sydni	49	158	.310
5	Tsineke, Elena	27	95	.284
20	Mununga, Bethy	6	29	.207
12	Bermejo, Cristina	2	10	.200
2	Lazic, Mihaela	1	6	.167
13	Guerreiro, Sara	2	16	.125

**3-Point FG Attempts**

##	Player	G	Att	Att/G
3	Harvey, Sydni	31	158	5.1
4	Pinzan, Elisa	31	133	4.3
1	Alvarez, Maria	27	116	4.3
5	Tsineke, Elena	31	95	3.1
20	Mununga, Bethy	32	29	0.9

**3-Point FG Made**

##	Player	G	Made	Made/G
3	Harvey, Sydni	31	49	1.6
4	Pinzan, Elisa	31	43	1.4
1	Alvarez, Maria	27	36	1.3
5	Tsineke, Elena	31	27	0.9
20	Mununga, Bethy	32	6	0.2





2021-22 South Fla. Women's Basketball  
Category Leaders  
All games

**Free Throw Percentage**

##	Player	Made	Att	Pct
13	Guerreiro, Sara	3	3	1.000
5	Tsineke, Elena	77	92	.837
4	Pinzan, Elisa	63	79	.797
20	Mununga, Bethy	77	102	.755
3	Harvey, Sydni	41	56	.732
1	Alvarez, Maria	20	29	.690
32	Mendjiadeu Fankam, Dulcy	71	106	.670
12	Bermejo, Cristina	4	6	.667
21	Leverett, Shae	14	33	.424
2	Lazic, Mihaela	4	10	.400

**Free Throw Attempts**

##	Player	G	Att	Att/G
32	Mendjiadeu Fankam, Dulcy	32	106	3.3
20	Mununga, Bethy	32	102	3.2
5	Tsineke, Elena	31	92	3.0
4	Pinzan, Elisa	31	79	2.5
3	Harvey, Sydni	31	56	1.8

**Free Throws Made**

##	Player	G	Made	Made/G
5	Tsineke, Elena	31	77	2.5
20	Mununga, Bethy	32	77	2.4
32	Mendjiadeu Fankam, Dulcy	32	71	2.2
4	Pinzan, Elisa	31	63	2.0
3	Harvey, Sydni	31	41	1.3

**Rebounds**

##	Player	G	Reb	Reb/G
20	Mununga, Bethy	32	370	11.6
32	Mendjiadeu Fankam, Dulcy	32	227	7.1
21	Leverett, Shae	32	111	3.5
5	Tsineke, Elena	31	110	3.5
4	Pinzan, Elisa	31	105	3.4

**Assists**

##	Player	G	Ast	Ast/G
4	Pinzan, Elisa	31	168	5.4
5	Tsineke, Elena	31	72	2.3
20	Mununga, Bethy	32	64	2.0
3	Harvey, Sydni	31	50	1.6
1	Alvarez, Maria	27	38	1.4

**Rebounds Average**

##	Player	G	Reb	Reb/G
20	Mununga, Bethy	32	370	11.6
32	Mendjiadeu Fankam, Dulcy	32	227	7.1
5	Tsineke, Elena	31	110	3.5
21	Leverett, Shae	32	111	3.5
4	Pinzan, Elisa	31	105	3.4

**Steals**

##	Player	G	Stl	Stl/G
20	Mununga, Bethy	32	47	1.5
4	Pinzan, Elisa	31	35	1.1
3	Harvey, Sydni	31	33	1.1
32	Mendjiadeu Fankam, Dulcy	32	28	0.9
5	Tsineke, Elena	31	23	0.7

**Offensive Rebounds**

##	Player	G	OReb	OReb/G
20	Mununga, Bethy	32	111	3.5
32	Mendjiadeu Fankam, Dulcy	32	90	2.8
5	Tsineke, Elena	31	65	2.1
21	Leverett, Shae	32	38	1.2
3	Harvey, Sydni	31	21	0.7

**Blocked Shots**

##	Player	G	Blk	Blk/G
20	Mununga, Bethy	32	35	1.1
32	Mendjiadeu Fankam, Dulcy	32	26	0.8
21	Leverett, Shae	32	21	0.7
3	Harvey, Sydni	31	8	0.3
5	Tsineke, Elena	31	6	0.2

**Defensive Rebounds**

##	Player	G	DReb	DReb/G
20	Mununga, Bethy	32	259	8.1
32	Mendjiadeu Fankam, Dulcy	32	137	4.3
4	Pinzan, Elisa	31	98	3.2
21	Leverett, Shae	32	73	2.3
5	Tsineke, Elena	31	45	1.5

**Minutes**

##	Player	G	Min	Min/G
4	Pinzan, Elisa	31	1058	34:08
20	Mununga, Bethy	32	1029	32:09
5	Tsineke, Elena	31	991	31:58
3	Harvey, Sydni	31	823	26:34
32	Mendjiadeu Fankam, Dulcy	32	760	23:46



2021-22 South Fla. Women's Basketball  
Category Leaders  
All games

**Fouls**

##	Player	G	PF	PF/G
20	Mununga, Bethy	32	82	2.6
32	Mendjiadeu Fankam, Dulcy	32	80	2.5
21	Leverett, Shae	32	67	2.1
5	Tsineke, Elena	31	66	2.1
3	Harvey, Sydney	31	46	1.5

**Turnovers**

##	Player	G	TO	TO/G
5	Tsineke, Elena	31	83	2.7
4	Pinzan, Elisa	31	74	2.4
20	Mununga, Bethy	32	73	2.3
32	Mendjiadeu Fankam, Dulcy	32	58	1.8
3	Harvey, Sydney	31	46	1.5

**Foul Outs**

##	Player	G	FO
21	Leverett, Shae	32	3
3	Harvey, Sydney	31	2
20	Mununga, Bethy	32	2
12	Bermejo, Cristina	29	2
5	Tsineke, Elena	31	1



**2021-22 South Fla. Women's Basketball  
Points-rebounds-assists  
All games**

Opponent	Date	Score	W	0	1	2	3	4	5	11	12	13	20	21
				BETANCOURT	ALVAREZ,MA	LAZIC,MIHA	HARVEY,SYD	PINZAN,ELI	TSINEKE,EL	WILLIAMS,P	BERMEJO,CR	GUERREIRO,	MUNUNGA,BE	LEVERETT,S
UTRGV	11/09/2021	63-56	W	DNP	3-0-1	DNP	13-1-2	5-5-2	18-2-2	0-1-1	DNP	0-0-0	9-18-1	5-5-0
Alabama St.	11/11/2021	72-37	W	DNP	10-4-2	3-1-0	22-4-2	7-3-6	DNP	0-1-0	0-0-1	4-2-3	8-5-3	2-3-1
at Tennessee	11/15/2021	49-52	L	DNP	6-3-0	DNP	9-3-0	11-2-3	13-3-1	DNP	3-0-1	0-1-0	6-13-0	0-4-1
vs Syracuse	11/20/2021	77-53	W	2-1-0	6-0-1	DNP	17-1-1	0-2-9	17-6-2	4-0-0	2-6-0	0-3-0	18-12-2	4-5-0
vs UConn	11/21/2021	53-60	L	DNP	1-2-1	DNP	6-0-3	8-3-6	17-7-4	DNP	0-0-0	0-0-0	15-8-2	4-8-1
vs Oregon	11/22/2021	71-62	W	DNP	0-0-2	DNP	22-2-1	26-4-10	4-5-2	DNP	0-0-0	0-0-1	2-6-1	0-4-0
vs Stanford	11/26/2021	57-54	W	0-0-0	0-0-0	DNP	15-3-0	11-5-6	14-5-2	0-0-0	3-0-1	0-0-0	6-23-4	0-4-0
at UT Arlington	12/02/2021	56-61	L	DNP	0-2-1	DNP	13-0-0	10-3-11	8-5-1	DNP	0-1-0	0-0-0	13-20-2	2-2-0
at VCU	12/12/2021	64-57	W	DNP	0-0-0	0-0-0	6-3-1	24-4-1	7-1-1	0-0-0	0-1-1	3-2-2	2-12-1	0-3-0
Stetson	12/15/2021	69-50	W	2-1-0	0-2-1	7-1-4	1-2-1	12-1-6	10-1-3	4-2-0	0-0-1	2-0-0	6-9-0	10-9-0
High Point	12/17/2021	62-46	W	0-1-0	9-4-0	0-2-0	DNP	2-3-10	14-2-5	0-1-0	0-2-0	0-0-0	16-5-1	2-5-0
vs West Virginia	12/20/2021	77-55	W	0-0-0	14-2-2	1-0-0	10-1-0	8-1-5	20-2-3	0-0-0	0-1-0	0-0-0	10-11-6	0-1-0
vs Ole Miss	12/21/2021	53-61	L	DNP	8-2-2	DNP	17-3-1	8-0-3	10-1-1	DNP	0-0-1	DNP	2-8-0	2-5-0
Jacksonville	12/29/2021	70-57	W	DNP	12-1-4	DNP	0-0-1	4-5-5	22-2-3	DNP	DNP	0-2-1	21-12-1	0-1-0
at Cincinnati	01/05/2022	61-46	W	DNP	13-3-7	DNP	6-2-1	DNP	21-6-5	DNP	0-0-0	3-2-0	14-15-1	0-2-0
at Tulane	01/12/2022	75-62	W	DNP	5-3-5	DNP	0-5-1	5-2-4	12-3-4	DNP	2-0-0	0-0-0	26-12-1	2-3-1
at UCF	01/16/2022	51-67	L	DNP	5-0-0	DNP	5-1-1	0-0-4	12-3-1	DNP	0-0-0	3-0-1	12-11-4	0-0-0
Tulsa	01/19/2022	66-63	W	DNP	2-1-0	1-0-2	5-4-5	1-7-6	30-3-1	DNP	7-9-0	0-0-0	2-7-2	1-3-1
Temple	01/22/2022	75-67	Wot	DNP	DNP	2-2-2	3-1-4	10-3-9	25-0-1	0-1-0	2-1-0	6-2-0	11-9-2	0-2-0
at SMU	01/26/2022	62-56	W	DNP	DNP	0-0-0	3-2-4	10-3-10	10-4-0	DNP	1-4-3	2-1-0	17-13-3	0-0-0
at Houston	01/30/2022	55-35	W	DNP	11-1-0	0-0-1	2-3-1	6-2-6	11-6-1	0-1-0	2-2-0	4-3-0	8-18-2	0-0-0
Tulane	02/06/2022	55-67	L	DNP	6-3-4	0-0-0	0-0-2	2-3-4	18-3-1	DNP	0-1-0	0-0-0	14-13-3	0-0-0
at Temple	02/09/2022	49-40	W	DNP	0-1-0	DNP	2-3-1	8-1-2	13-1-2	DNP	0-0-0	0-1-0	13-12-1	2-4-0
UCF	02/13/2022	33-54	L	DNP	4-3-0	DNP	2-2-2	6-2-4	10-6-2	DNP	DNP	DNP	5-2-1	4-11-0
Cincinnati	02/16/2022	54-45	W	DNP	7-0-1	0-0-0	6-0-0	2-4-3	13-4-3	DNP	0-1-1	0-2-0	22-15-1	0-5-1
Wichita St.	02/22/2022	61-57	W	DNP	3-1-1	DNP	9-2-3	22-3-3	10-3-5	0-1-0	0-0-1	DNP	7-12-2	2-4-0
at Wichita St.	02/24/2022	47-46	W	DNP	8-2-0	0-0-0	3-1-4	8-4-3	3-5-3	0-1-0	0-0-0	0-0-0	9-8-1	2-4-0
at East Carolina	02/27/2022	68-60	W	DNP	3-5-2	DNP	7-4-1	18-5-9	9-0-1	2-2-0	0-0-0	DNP	8-9-3	0-1-0
Houston	03/02/2022	71-38	W	0-1-0	14-3-1	0-0-0	1-4-2	5-6-4	18-1-5	2-2-0	0-0-0	4-0-1	16-10-3	0-2-0
vs Memphis	03/08/2022	63-53	W	DNP	DNP	3-0-0	10-2-1	16-7-6	22-6-1	0-0-0	0-0-0	0-0-0	10-13-1	0-4-0
vs Houston	03/09/2022	58-50	W	DNP	DNP	DNP	8-3-1	14-7-4	11-7-5	0-0-0	0-0-0	DNP	8-18-4	10-2-0
vs UCF	03/10/2022	45-53	L	DNP	DNP	DNP	5-2-3	9-5-4	14-7-1	DNP	0-0-0	DNP	7-11-5	10-5-0



**2021-22 South Fla. Women's Basketball  
Points-rebounds-assists  
All games**

Opponent	Date	Score		22	24	32
				WILSON,AER	WEARY,BELL	MENDJIADEU
UTRGV	11/09/2021	63-56	W	0-0-1	DNP	10-7-0
Alabama St.	11/11/2021	72-37	W	2-1-2	0-0-0	14-4-2
at Tennessee	11/15/2021	49-52	L	0-0-1	DNP	1-3-1
vs Syracuse	11/20/2021	77-53	W	3-0-4	0-1-0	4-8-0
vs UConn	11/21/2021	53-60	L	0-0-0	DNP	2-0-0
vs Oregon	11/22/2021	71-62	W	0-0-0	DNP	17-7-0
vs Stanford	11/26/2021	57-54	W	0-0-0	DNP	8-3-0
at UT Arlington	12/02/2021	56-61	L	0-0-1	DNP	10-2-0
at VCU	12/12/2021	64-57	W	0-1-1	DNP	22-9-0
Stetson	12/15/2021	69-50	W	5-1-1	3-0-1	7-6-1
High Point	12/17/2021	62-46	W	0-3-1	0-1-0	19-4-0
vs West Virginia	12/20/2021	77-55	W	0-0-0	0-0-0	14-12-1
vs Ole Miss	12/21/2021	53-61	L	DNP	DNP	6-8-0
Jacksonville	12/29/2021	70-57	W	3-0-1	0-1-0	8-11-1
at Cincinnati	01/05/2022	61-46	W	DNP	DNP	4-8-0
at Tulane	01/12/2022	75-62	W	DNP	DNP	23-8-0
at UCF	01/16/2022	51-67	L	DNP	DNP	14-8-0
Tulsa	01/19/2022	66-63	W	0-1-0	DNP	17-11-1
Temple	01/22/2022	75-67	Wot	0-1-0	DNP	16-9-0
at SMU	01/26/2022	62-56	W	0-0-0	DNP	19-12-0
at Houston	01/30/2022	55-35	W	0-0-0	0-0-0	11-9-0
Tulane	02/06/2022	55-67	L	DNP	DNP	15-10-0
at Temple	02/09/2022	49-40	W	DNP	DNP	11-15-1
UCF	02/13/2022	33-54	L	DNP	DNP	2-6-0
Cincinnati	02/16/2022	54-45	W	DNP	DNP	4-5-1
Wichita St.	02/22/2022	61-57	W	0-0-0	DNP	8-6-0
at Wichita St.	02/24/2022	47-46	W	0-0-0	DNP	14-10-0
at East Carolina	02/27/2022	68-60	W	3-1-0	DNP	18-17-1
Houston	03/02/2022	71-38	W	3-1-0	0-0-0	8-2-1
vs Memphis	03/08/2022	63-53	W	0-0-0	DNP	2-4-0
vs Houston	03/09/2022	58-50	W	0-0-0	DNP	7-3-1
vs UCF	03/10/2022	45-53	L	DNP	DNP	0-0-0



**2021-22 South Fla. Women's Basketball  
Individual Game-by-Game  
All games**

**#0 BETANCOURT, Odeth**

Opponent	Date	GS	MIN	Total		3-Pointers		Free throws		Rebounds				PF	A	TO	BLK	STL	PTS	AVG
				FG-FGA	PCT	3FG-3FGA	PCT	FT-FTA	PCT	OFF	DEF	TOT	AVG							
vs Syracuse	11/20/2021		01:24	1-2	.500	0-0	.000	0-0	.000	1	0	1	1.0	0	0	0	0	0	2	2.0
vs Stanford	11/26/2021		01:31	0-0	.000	0-0	.000	0-0	.000	0	0	0	0.5	0	0	1	0	0	0	1.0
Stetson	12/15/2021		05:07	1-1	1.000	0-0	.000	0-0	.000	0	1	1	0.7	0	0	1	0	0	2	1.3
High Point	12/17/2021		01:48	0-1	.000	0-0	.000	0-0	.000	0	1	1	0.8	0	0	0	0	0	0	1.0
vs West Virginia	12/20/2021		02:14	0-0	.000	0-0	.000	0-0	.000	0	0	0	0.6	0	0	1	0	0	0	0.8
Houston	03/02/2022		03:11	0-0	.000	0-0	.000	0-0	.000	0	1	1	0.7	1	0	0	0	1	0	0.7
<b>Totals</b>		<b>0</b>	<b>15:15</b>	<b>2-4</b>	<b>.500</b>	<b>0-0</b>	<b>.000</b>	<b>0-0</b>	<b>.000</b>	<b>1</b>	<b>3</b>	<b>4</b>	<b>0.7</b>	<b>1</b>	<b>0</b>	<b>3</b>	<b>0</b>	<b>1</b>	<b>4</b>	<b>0.7</b>

**Player Averages**

Games Played	Minutes/game	Points/game	FG Pct	3FG Pct	FT Pct	Rebounds/game	Assists/game	Turnovers/game	Assist/Turnover ratio	Steals/game	Blocks/game
6	2.5	0.7	50.0	0.0	0.0	0.7	0.0	0.5	0.0	0.2	0.0



**2021-22 South Fla. Women's Basketball  
Individual Game-by-Game  
All games**

**#1 ALVAREZ, Maria**

Opponent	Date	GS	MIN	Total		3-Pointers		Free throws		Rebounds				PF	A	TO	BLK	STL	PTS	AVG
				FG-FGA	PCT	3FG-3FGA	PCT	FT-FTA	PCT	OFF	DEF	TOT	AVG							
UTRGV	11/09/2021		14:41	1-4	.250	1-2	.500	0-0	.000	0	0	0	0.0	1	1	1	0	0	3	3.0
Alabama St.	11/11/2021		16:44	3-6	.500	2-4	.500	2-2	1.000	0	4	4	2.0	0	2	1	0	0	10	6.5
at Tennessee	11/15/2021		12:49	2-8	.250	2-7	.286	0-2	.000	0	3	3	2.3	0	0	0	0	0	6	6.3
vs Syracuse	11/20/2021		16:09	2-5	.400	2-5	.400	0-0	.000	0	0	0	1.8	0	1	2	0	0	6	6.3
vs UConn	11/21/2021		10:05	0-3	.000	0-3	.000	1-2	.500	0	2	2	1.8	0	1	0	0	0	1	5.2
vs Oregon	11/22/2021		08:25	0-3	.000	0-2	.000	0-0	.000	0	0	0	1.5	0	2	0	0	1	0	4.3
vs Stanford	11/26/2021		03:05	0-1	.000	0-1	.000	0-0	.000	0	0	0	1.3	0	0	0	0	0	0	3.7
at UT Arlington	12/02/2021		05:18	0-2	.000	0-2	.000	0-0	.000	0	2	2	1.4	0	1	1	0	0	0	3.3
at VCU	12/12/2021		05:47	0-2	.000	0-1	.000	0-0	.000	0	0	0	1.2	1	0	0	0	0	0	2.9
Stetson	12/15/2021		12:58	0-5	.000	0-4	.000	0-0	.000	0	2	2	1.3	0	1	0	1	0	0	2.6
High Point	12/17/2021		24:00	3-7	.429	1-5	.200	2-2	1.000	0	4	4	1.5	2	0	0	0	1	9	3.2
vs West Virginia	12/20/2021		21:37	5-6	.833	4-4	1.000	0-0	.000	0	2	2	1.6	1	2	4	0	1	14	4.1
vs Ole Miss	12/21/2021		19:16	3-7	.429	2-5	.400	0-0	.000	0	2	2	1.6	3	2	1	0	1	8	4.4
Jacksonville	12/29/2021		25:09	4-9	.444	4-9	.444	0-0	.000	0	1	1	1.6	2	4	1	0	1	12	4.9
at Cincinnati	01/05/2022	*	40:00	4-11	.364	4-11	.364	1-2	.500	0	3	3	1.7	2	7	2	0	0	13	5.5
at Tulane	01/12/2022		21:56	1-5	.200	1-5	.200	2-2	1.000	1	2	3	1.8	3	5	0	0	0	5	5.4
at UCF	01/16/2022		27:13	2-9	.222	1-6	.167	0-0	.000	0	0	0	1.6	2	0	0	0	1	5	5.4
Tulsa	01/19/2022		05:25	1-4	.250	0-2	.000	0-0	.000	0	1	1	1.6	1	0	1	0	0	2	5.2
at Houston	01/30/2022		25:59	3-5	.600	3-4	.750	2-2	1.000	0	1	1	1.6	0	0	1	1	0	11	5.5
Tulane	02/06/2022	*	31:16	2-11	.182	1-8	.125	1-2	.500	0	3	3	1.7	4	4	3	0	0	6	5.6
at Temple	02/09/2022		08:08	0-3	.000	0-3	.000	0-0	.000	0	1	1	1.6	1	0	0	0	0	0	5.3
UCF	02/13/2022		20:49	1-7	.143	1-5	.200	1-2	.500	1	2	3	1.7	2	0	2	0	0	4	5.2
Cincinnati	02/16/2022		16:53	1-6	.167	1-4	.250	4-6	.667	0	0	0	1.6	0	1	1	0	0	7	5.3
Wichita St.	02/22/2022		11:42	1-4	.250	0-1	.000	1-1	1.000	0	1	1	1.6	0	1	0	0	0	3	5.2
at Wichita St.	02/24/2022		16:32	3-9	.333	2-6	.333	0-0	.000	0	2	2	1.6	2	0	1	1	0	8	5.3
at East Carolina	02/27/2022		18:48	1-4	.250	1-4	.250	0-0	.000	3	2	5	1.7	4	2	1	0	1	3	5.2
Houston	03/02/2022		20:07	4-5	.800	3-3	1.000	3-4	.750	0	3	3	1.8	1	1	3	0	0	14	5.6
<b>Totals</b>		<b>2</b>	<b>460:51</b>	<b>47-151</b>	<b>.311</b>	<b>36-116</b>	<b>.310</b>	<b>20-29</b>	<b>.690</b>	<b>5</b>	<b>43</b>	<b>48</b>	<b>1.8</b>	<b>32</b>	<b>38</b>	<b>26</b>	<b>3</b>	<b>7</b>	<b>150</b>	<b>5.6</b>

**Player Averages**

Games Played	Minutes/ game	Points/ game	FG Pct	3FG Pct	FT Pct	Rebounds/ game	Assists/ game	Turnovers/ game	Assist/Turnover ratio	Steals/ game	Blocks/ game
27	17.1	5.6	31.1	31.0	69.0	1.8	1.4	1.0	1.5	0.3	0.1



**2021-22 South Fla. Women's Basketball  
Individual Game-by-Game  
All games**

**#2 LAZIC, Mihaela**

Opponent	Date	GS	MIN	Total		3-Pointers		Free throws		Rebounds				PF	A	TO	BLK	STL	PTS	AVG
				FG-FGA	PCT	3FG-3FGA	PCT	FT-FTA	PCT	OFF	DEF	TOT	AVG							
Alabama St.	11/11/2021		09:49	1-2	.500	0-1	.000	1-2	.500	0	1	1	1.0	0	0	1	0	0	3	3.0
at VCU	12/12/2021		01:20	0-0	.000	0-0	.000	0-0	.000	0	0	0	0.5	0	0	0	0	0	0	1.5
Stetson	12/15/2021		11:50	3-5	.600	1-2	.500	0-0	.000	1	0	1	0.7	0	4	0	0	0	7	3.3
High Point	12/17/2021		06:09	0-1	.000	0-0	.000	0-0	.000	1	1	2	1.0	0	0	1	0	0	0	2.5
vs West Virginia	12/20/2021		01:51	0-0	.000	0-0	.000	1-2	.500	0	0	0	0.8	0	0	0	0	0	1	2.2
Tulsa	01/19/2022		09:20	0-1	.000	0-1	.000	1-2	.500	0	0	0	0.7	0	2	0	0	0	1	2.0
Temple	01/22/2022		10:00	1-1	1.000	0-0	.000	0-2	.000	0	2	2	0.9	1	2	2	0	0	2	2.0
at SMU	01/26/2022		01:52	0-1	.000	0-0	.000	0-0	.000	0	0	0	0.8	0	0	0	0	0	0	1.8
at Houston	01/30/2022		03:07	0-0	.000	0-0	.000	0-0	.000	0	0	0	0.7	0	1	0	0	0	0	1.6
Tulane	02/06/2022		02:35	0-1	.000	0-1	.000	0-0	.000	0	0	0	0.6	0	0	0	0	0	0	1.4
Cincinnati	02/16/2022		07:19	0-1	.000	0-1	.000	0-0	.000	0	0	0	0.5	0	0	0	0	0	0	1.3
at Wichita St.	02/24/2022		01:10	0-0	.000	0-0	.000	0-0	.000	0	0	0	0.5	0	0	0	0	0	0	1.2
Houston	03/02/2022		03:03	0-0	.000	0-0	.000	0-0	.000	0	0	0	0.5	0	0	0	0	0	0	1.1
vs Memphis	03/08/2022		05:05	1-2	.500	0-0	.000	1-2	.500	0	0	0	0.4	2	0	0	0	0	3	1.2
<b>Totals</b>		<b>0</b>	<b>74:30</b>	<b>6-15</b>	<b>.400</b>	<b>1-6</b>	<b>.167</b>	<b>4-10</b>	<b>.400</b>	<b>2</b>	<b>4</b>	<b>6</b>	<b>0.4</b>	<b>3</b>	<b>9</b>	<b>4</b>	<b>0</b>	<b>0</b>	<b>17</b>	<b>1.2</b>

**Player Averages**

Games Played	Minutes/ game	Points/ game	FG Pct	3FG Pct	FT Pct	Rebounds/ game	Assists/ game	Turnovers/ game	Assist/Turnover ratio	Steals/ game	Blocks/ game
14	5.3	1.2	40.0	16.7	40.0	0.4	0.6	0.3	2.3	0.0	0.0



**2021-22 South Fla. Women's Basketball  
Individual Game-by-Game  
All games**

**#3 HARVEY, Sydni**

Opponent	Date	GS	MIN	Total		3-Pointers		Free throws		Rebounds				PF	A	TO	BLK	STL	PTS	AVG
				FG-FGA	PCT	3FG-3FGA	PCT	FT-FTA	PCT	OFF	DEF	TOT	AVG							
UTRGV	11/09/2021	*	29:27	5-13	.385	3-9	.333	0-0	.000	0	1	1	1.0	1	2	2	1	2	13	13.0
Alabama St.	11/11/2021	*	20:04	7-11	.636	6-8	.750	2-2	1.000	1	3	4	2.5	0	2	1	0	1	22	17.5
at Tennessee	11/15/2021	*	34:03	3-13	.231	3-6	.500	0-0	.000	1	2	3	2.7	5	0	2	0	0	9	14.7
vs Syracuse	11/20/2021	*	22:50	6-12	.500	3-7	.429	2-2	1.000	1	0	1	2.3	3	1	0	0	3	17	15.3
vs UConn	11/21/2021	*	33:54	2-10	.200	2-7	.286	0-0	.000	0	0	0	1.8	1	3	3	0	2	6	13.4
vs Oregon	11/22/2021	*	33:46	5-13	.385	4-7	.571	8-10	.800	0	2	2	1.8	1	1	0	1	2	22	14.8
vs Stanford	11/26/2021	*	28:26	4-7	.571	3-4	.750	4-4	1.000	1	2	3	2.0	1	0	3	0	2	15	14.9
at UT Arlington	12/02/2021	*	35:40	5-16	.313	2-8	.250	1-2	.500	0	0	0	1.8	5	0	1	0	0	13	14.6
at VCU	12/12/2021	*	26:20	2-7	.286	2-4	.500	0-0	.000	0	3	3	1.9	0	1	4	0	1	6	13.7
Stetson	12/15/2021	*	21:55	0-6	.000	0-4	.000	1-2	.500	2	0	2	1.9	0	1	2	0	0	1	12.4
vs West Virginia	12/20/2021	*	23:57	3-7	.429	2-5	.400	2-2	1.000	1	0	1	1.8	2	0	2	0	0	10	12.2
vs Ole Miss	12/21/2021	*	30:37	5-10	.500	4-6	.667	3-6	.500	1	2	3	1.9	0	1	1	0	0	17	12.6
Jacksonville	12/29/2021		08:11	0-2	.000	0-0	.000	0-0	.000	0	0	0	1.8	1	1	1	0	0	0	11.6
at Cincinnati	01/05/2022		22:54	2-5	.400	2-5	.400	0-0	.000	0	2	2	1.8	0	1	0	0	0	6	11.2
at Tulane	01/12/2022	*	24:34	0-5	.000	0-2	.000	0-0	.000	3	2	5	2.0	4	1	3	0	1	0	10.5
at UCF	01/16/2022	*	25:53	2-7	.286	1-2	.500	0-0	.000	0	1	1	1.9	1	1	3	0	0	5	10.1
Tulsa	01/19/2022	*	28:46	1-5	.200	1-4	.250	2-4	.500	1	3	4	2.1	1	5	0	0	2	5	9.8
Temple	01/22/2022	*	29:02	1-8	.125	0-3	.000	1-2	.500	0	1	1	2.0	0	4	0	0	1	3	9.4
at SMU	01/26/2022	*	23:37	1-5	.200	0-2	.000	1-2	.500	1	1	2	2.0	0	4	3	0	1	3	9.1
at Houston	01/30/2022	*	16:45	0-1	.000	0-0	.000	2-2	1.000	0	3	3	2.1	1	1	3	0	0	2	8.8
Tulane	02/06/2022		23:53	0-9	.000	0-8	.000	0-0	.000	0	0	0	2.0	2	2	0	0	0	0	8.3
at Temple	02/09/2022	*	28:35	1-7	.143	0-3	.000	0-0	.000	0	3	3	2.0	0	1	0	0	0	2	8.0
UCF	02/13/2022	*	29:11	1-9	.111	0-4	.000	0-0	.000	1	1	2	2.0	1	2	0	0	0	2	7.8
Cincinnati	02/16/2022	*	21:33	2-5	.400	2-4	.500	0-0	.000	0	0	0	1.9	1	0	1	0	3	6	7.7
Wichita St.	02/22/2022	*	27:35	3-10	.300	3-8	.375	0-0	.000	0	2	2	1.9	1	3	1	3	3	9	7.8
at Wichita St.	02/24/2022	*	26:18	1-10	.100	0-7	.000	1-2	.500	1	0	1	1.9	2	4	1	0	0	3	7.6
at East Carolina	02/27/2022	*	23:43	1-9	.111	1-8	.125	4-6	.667	2	2	4	2.0	1	1	1	0	2	7	7.6
Houston	03/02/2022	*	18:33	0-3	.000	0-2	.000	1-2	.500	1	3	4	2.0	3	2	2	1	0	1	7.3
vs Memphis	03/08/2022	*	28:42	3-10	.300	2-9	.222	2-2	1.000	1	1	2	2.0	1	1	1	0	1	10	7.4
vs Houston	03/09/2022	*	35:45	2-14	.143	2-7	.286	2-2	1.000	1	2	3	2.1	3	1	3	1	5	8	7.4
vs UCF	03/10/2022	*	38:54	1-8	.125	1-5	.200	2-2	1.000	1	1	2	2.1	4	3	2	1	1	5	7.4
<b>Totals</b>			<b>28</b>	<b>823:23</b>	<b>.268</b>	<b>69-257</b>	<b>.310</b>	<b>41-56</b>	<b>.732</b>	<b>21</b>	<b>43</b>	<b>64</b>	<b>2.1</b>	<b>46</b>	<b>50</b>	<b>46</b>	<b>8</b>	<b>33</b>	<b>228</b>	<b>7.4</b>

**Player Averages**

Games Played	Minutes/ game	Points/ game	FG Pct	3FG Pct	FT Pct	Rebounds/ game	Assists/ game	Turnovers/ game	Assist/Turnover ratio	Steals/ game	Blocks/ game
31	26.6	7.4	26.8	31.0	73.2	2.1	1.6	1.5	1.1	1.1	0.3





**2021-22 South Fla. Women's Basketball  
Individual Game-by-Game  
All games**

**#4 PINZAN, Elisa**

Opponent	Date	GS	MIN	Total		3-Pointers		Free throws		Rebounds				PF	A	TO	BLK	STL	PTS	AVG
				FG-FGA	PCT	3FG-3FGA	PCT	FT-FTA	PCT	OFF	DEF	TOT	AVG							
UTRGV	11/09/2021	*	34:12	2-8	.250	1-4	.250	0-0	.000	0	5	5	5.0	2	2	3	0	1	5	5.0
Alabama St.	11/11/2021	*	24:25	2-7	.286	1-6	.167	2-2	1.000	1	2	3	4.0	0	6	0	0	2	7	6.0
at Tennessee	11/15/2021	*	37:25	5-9	.556	1-3	.333	0-0	.000	0	2	2	3.3	1	3	4	0	0	11	7.7
vs Syracuse	11/20/2021	*	29:52	0-6	.000	0-4	.000	0-0	.000	0	2	2	3.0	1	9	1	0	1	0	5.8
vs UConn	11/21/2021	*	38:21	3-8	.375	2-4	.500	0-0	.000	0	3	3	3.0	3	6	1	0	1	8	6.2
vs Oregon	11/22/2021	*	34:25	7-10	.700	4-4	1.000	8-8	1.000	0	4	4	3.2	0	10	3	0	4	26	9.5
vs Stanford	11/26/2021	*	40:00	3-11	.273	3-7	.429	2-3	.667	1	4	5	3.4	0	6	3	0	2	11	9.7
at UT Arlington	12/02/2021	*	38:10	3-16	.188	2-9	.222	2-2	1.000	0	3	3	3.4	3	11	2	0	4	10	9.8
at VCU	12/12/2021	*	38:32	6-8	.750	3-4	.750	9-10	.900	0	4	4	3.4	0	1	5	0	2	24	11.3
Stetson	12/15/2021	*	27:04	5-7	.714	2-4	.500	0-0	.000	0	1	1	3.2	0	6	2	0	1	12	11.4
High Point	12/17/2021	*	34:29	1-3	.333	0-1	.000	0-0	.000	0	3	3	3.2	1	10	2	0	0	2	10.5
vs West Virginia	12/20/2021	*	31:21	3-5	.600	1-1	1.000	1-2	.500	0	1	1	3.0	2	5	4	0	0	8	10.3
vs Ole Miss	12/21/2021	*	40:00	2-5	.400	1-3	.333	3-3	1.000	0	0	0	2.8	1	3	4	0	1	8	10.2
Jacksonville	12/29/2021	*	30:35	2-7	.286	0-2	.000	0-0	.000	1	4	5	2.9	0	5	2	0	0	4	9.7
at Tulane	01/12/2022	*	32:19	1-5	.200	0-1	.000	3-5	.600	0	2	2	2.9	3	4	2	0	0	5	9.4
at UCF	01/16/2022	*	23:18	0-5	.000	0-4	.000	0-0	.000	0	0	0	2.7	0	4	3	0	0	0	8.8
Tulsa	01/19/2022	*	29:24	0-4	.000	0-0	.000	1-2	.500	1	6	7	2.9	1	6	2	0	0	1	8.4
Temple	01/22/2022	*	36:18	2-7	.286	2-6	.333	4-6	.667	0	3	3	2.9	0	9	2	0	0	10	8.4
at SMU	01/26/2022	*	34:50	3-6	.500	1-3	.333	3-6	.500	1	2	3	2.9	1	10	1	0	2	10	8.5
at Houston	01/30/2022	*	29:36	2-7	.286	0-3	.000	2-2	1.000	0	2	2	2.9	2	6	2	0	1	6	8.4
Tulane	02/06/2022	*	21:32	1-5	.200	0-2	.000	0-0	.000	0	3	3	2.9	1	4	2	0	0	2	8.1
at Temple	02/09/2022	*	40:00	2-7	.286	1-5	.200	3-4	.750	0	1	1	2.8	1	2	2	0	1	8	8.1
UCF	02/13/2022	*	32:41	3-9	.333	0-5	.000	0-0	.000	0	2	2	2.8	1	4	2	0	2	6	8.0
Cincinnati	02/16/2022	*	29:46	1-3	.333	0-1	.000	0-0	.000	1	3	4	2.8	0	3	2	0	1	2	7.8
Wichita St.	02/22/2022	*	40:00	8-14	.571	5-10	.500	1-2	.500	0	3	3	2.8	1	3	1	0	1	22	8.3
at Wichita St.	02/24/2022	*	39:55	2-7	.286	2-7	.286	2-4	.500	0	4	4	2.9	0	3	4	0	3	8	8.3
at East Carolina	02/27/2022	*	40:00	4-10	.400	4-10	.400	6-6	1.000	0	5	5	3.0	0	9	3	0	0	18	8.7
Houston	03/02/2022	*	29:45	2-4	.500	1-2	.500	0-0	.000	0	6	6	3.1	0	4	1	0	1	5	8.5
vs Memphis	03/08/2022	*	40:00	5-12	.417	3-7	.429	3-3	1.000	0	7	7	3.2	3	6	1	0	1	16	8.8
vs Houston	03/09/2022	*	39:55	3-10	.300	1-5	.200	7-7	1.000	1	6	7	3.3	2	4	3	0	1	14	9.0
vs UCF	03/10/2022	*	40:00	3-9	.333	2-6	.333	1-2	.500	0	5	5	3.4	3	4	5	0	2	9	9.0
<b>Totals</b>		<b>31</b>	<b>1058:12</b>	<b>86-234</b>	<b>.368</b>	<b>43-133</b>	<b>.323</b>	<b>63-79</b>	<b>.797</b>	<b>7</b>	<b>98</b>	<b>105</b>	<b>3.4</b>	<b>33</b>	<b>168</b>	<b>74</b>	<b>0</b>	<b>35</b>	<b>278</b>	<b>9.0</b>

**Player Averages**

Games Played	Minutes/ game	Points/ game	FG Pct	3FG Pct	FT Pct	Rebounds/ game	Assists/ game	Turnovers/ game	Assist/Turnover ratio	Steals/ game	Blocks/ game
31	34.1	9.0	36.8	32.3	79.7	3.4	5.4	2.4	2.3	1.1	0.0



**2021-22 South Fla. Women's Basketball  
Individual Game-by-Game  
All games**

**#5 TSINEKE, Elena**

Opponent	Date	GS	MIN	Total		3-Pointers		Free throws		Rebounds				PF	A	TO	BLK	STL	PTS	AVG	
				FG-FGA	PCT	3FG-3FGA	PCT	FT-FTA	PCT	OFF	DEF	TOT	AVG								
UTRGV	11/09/2021	*	28:40	8-16	.500	1-5	.200	1-1	1.000	2	0	2	2.0	2	2	3	0	0	18	18.0	
at Tennessee	11/15/2021	*	31:04	4-15	.267	1-4	.250	4-4	1.000	3	0	3	2.5	0	1	1	0	2	13	15.5	
vs Syracuse	11/20/2021	*	28:42	6-12	.500	1-3	.333	4-4	1.000	2	4	6	3.7	0	2	4	0	2	17	16.0	
vs UConn	11/21/2021	*	35:40	7-20	.350	2-4	.500	1-2	.500	4	3	7	4.5	4	4	1	0	2	17	16.3	
vs Oregon	11/22/2021	*	31:14	2-15	.133	0-3	.000	0-0	.000	3	2	5	4.6	3	2	3	0	1	4	13.8	
vs Stanford	11/26/2021	*	33:58	7-20	.350	0-2	.000	0-0	.000	3	2	5	4.7	2	2	2	0	0	14	13.8	
at UT Arlington	12/02/2021	*	32:09	3-14	.214	0-1	.000	2-2	1.000	4	1	5	4.7	3	1	1	0	0	8	13.0	
at VCU	12/12/2021	*	18:14	3-9	.333	1-4	.250	0-0	.000	1	0	1	4.3	2	1	0	0	0	7	12.3	
Stetson	12/15/2021		22:57	4-7	.571	0-1	.000	2-2	1.000	0	1	1	3.9	2	3	2	0	0	10	12.0	
High Point	12/17/2021	*	25:14	4-7	.571	1-1	1.000	5-5	1.000	0	2	2	3.7	2	5	3	0	0	14	12.2	
vs West Virginia	12/20/2021	*	30:44	8-15	.533	1-1	1.000	3-3	1.000	1	1	2	3.5	3	3	1	0	0	20	12.9	
vs Ole Miss	12/21/2021	*	30:07	4-11	.364	0-3	.000	2-2	1.000	0	1	1	3.3	2	1	2	0	4	10	12.7	
Jacksonville	12/29/2021	*	29:51	8-14	.571	3-5	.600	3-3	1.000	0	2	2	3.2	2	3	0	0	2	22	13.4	
at Cincinnati	01/05/2022	*	40:00	9-20	.450	0-4	.000	3-6	.500	4	2	6	3.4	3	5	4	0	0	21	13.9	
at Tulane	01/12/2022	*	30:04	4-14	.286	2-5	.400	2-2	1.000	2	1	3	3.4	5	4	1	0	0	12	13.8	
at UCF	01/16/2022	*	26:44	3-6	.500	1-2	.500	5-5	1.000	2	1	3	3.4	0	1	7	0	0	12	13.7	
Tulsa	01/19/2022	*	37:52	10-24	.417	3-6	.500	7-8	.875	2	1	3	3.4	3	1	1	0	0	30	14.6	
Temple	01/22/2022	*	38:11	7-14	.500	1-2	.500	10-12	.833	0	0	0	3.2	1	1	2	0	0	25	15.2	
at SMU	01/26/2022	*	36:50	5-10	.500	0-1	.000	0-0	.000	2	2	4	3.2	2	0	3	2	1	10	14.9	
at Houston	01/30/2022	*	26:35	5-11	.455	0-1	.000	1-3	.333	3	3	6	3.4	2	1	2	0	0	11	14.8	
Tulane	02/06/2022	*	38:48	8-21	.381	1-8	.125	1-2	.500	2	1	3	3.3	3	1	3	0	1	18	14.9	
at Temple	02/09/2022	*	33:26	6-18	.333	1-2	.500	0-0	.000	0	1	1	3.2	1	2	6	0	3	13	14.8	
UCF	02/13/2022	*	37:19	4-12	.333	1-5	.200	1-2	.500	3	3	6	3.3	0	2	4	1	0	10	14.6	
Cincinnati	02/16/2022	*	37:46	5-14	.357	1-3	.333	2-3	.667	2	2	4	3.4	2	3	3	1	1	13	14.5	
Wichita St.	02/22/2022	*	32:09	4-12	.333	0-4	.000	2-2	1.000	3	0	3	3.4	1	5	6	0	0	10	14.4	
at Wichita St.	02/24/2022	*	31:01	1-13	.077	0-1	.000	1-3	.333	3	2	5	3.4	2	3	2	1	0	3	13.9	
at East Carolina	02/27/2022	*	29:05	4-10	.400	1-3	.333	0-0	.000	0	0	0	3.3	1	1	5	0	2	9	13.7	
Houston	03/02/2022	*	27:23	7-11	.636	1-2	.500	3-3	1.000	0	1	1	3.2	2	5	3	0	0	18	13.9	
vs Memphis	03/08/2022	*	31:22	7-15	.467	0-0	.000	8-9	.889	4	2	6	3.3	3	1	1	0	0	22	14.2	
vs Houston	03/09/2022	*	37:52	3-13	.231	1-5	.200	4-4	1.000	7	0	7	3.4	4	5	6	0	1	11	14.1	
vs UCF	03/10/2022	*	40:00	6-18	.333	2-4	.500	0-0	.000	3	4	7	3.5	4	1	1	1	1	14	14.1	
<b>Totals</b>			<b>30</b>	<b>991:01</b>	<b>166-431</b>	<b>.385</b>	<b>27-95</b>	<b>.284</b>	<b>77-92</b>	<b>.837</b>	<b>65</b>	<b>45</b>	<b>110</b>	<b>3.5</b>	<b>66</b>	<b>72</b>	<b>83</b>	<b>6</b>	<b>23</b>	<b>436</b>	<b>14.1</b>

**Player Averages**

Games Played	Minutes/game	Points/game	FG Pct	3FG Pct	FT Pct	Rebounds/game	Assists/game	Turnovers/game	Assist/Turnover ratio	Steals/game	Blocks/game
31	32.0	14.1	38.5	28.4	83.7	3.5	2.3	2.7	0.9	0.7	0.2



**2021-22 South Fla. Women's Basketball  
Individual Game-by-Game  
All games**

**#11 WILLIAMS, Patience**

Opponent	Date	GS	MIN	Total		3-Pointers		Free throws		Rebounds				PF	A	TO	BLK	STL	PTS	AVG
				FG-FGA	PCT	3FG-3FGA	PCT	FT-FTA	PCT	OFF	DEF	TOT	AVG							
UTRGV	11/09/2021		05:47	0-3	.000	0-0	.000	0-0	.000	1	0	1	1.0	0	1	0	1	1	0	0.0
Alabama St.	11/11/2021		09:20	0-1	.000	0-0	.000	0-0	.000	0	1	1	1.0	4	0	2	0	1	0	0.0
vs Syracuse	11/20/2021		03:32	2-2	1.000	0-0	.000	0-0	.000	0	0	0	0.7	0	0	0	0	0	4	1.3
vs Stanford	11/26/2021		03:02	0-0	.000	0-0	.000	0-0	.000	0	0	0	0.5	1	0	1	0	0	0	1.0
at VCU	12/12/2021		06:44	0-1	.000	0-0	.000	0-0	.000	0	0	0	0.4	0	0	0	0	0	0	0.8
Stetson	12/15/2021	*	05:56	2-2	1.000	0-0	.000	0-1	.000	0	2	2	0.7	0	0	0	1	1	4	1.3
High Point	12/17/2021		01:48	0-0	.000	0-0	.000	0-0	.000	0	1	1	0.7	0	0	0	0	0	0	1.1
vs West Virginia	12/20/2021		01:26	0-0	.000	0-0	.000	0-0	.000	0	0	0	0.6	1	0	0	0	0	0	1.0
Temple	01/22/2022		03:47	0-0	.000	0-0	.000	0-0	.000	0	1	1	0.7	0	0	0	1	0	0	0.9
at Houston	01/30/2022		02:00	0-1	.000	0-0	.000	0-0	.000	0	1	1	0.7	0	0	0	0	1	0	0.8
Wichita St.	02/22/2022		03:17	0-0	.000	0-0	.000	0-0	.000	1	0	1	0.7	0	0	1	0	0	0	0.7
at Wichita St.	02/24/2022		01:51	0-0	.000	0-0	.000	0-0	.000	1	0	1	0.8	0	0	0	0	0	0	0.7
at East Carolina	02/27/2022		05:23	1-1	1.000	0-0	.000	0-0	.000	0	2	2	0.8	0	0	0	1	0	2	0.8
Houston	03/02/2022		08:02	1-2	.500	0-0	.000	0-0	.000	1	1	2	0.9	3	0	0	0	1	2	0.9
vs Memphis	03/08/2022		05:19	0-2	.000	0-0	.000	0-0	.000	0	0	0	0.9	1	0	0	0	0	0	0.8
vs Houston	03/09/2022		01:07	0-0	.000	0-0	.000	0-0	.000	0	0	0	0.8	0	0	0	0	0	0	0.8
<b>Totals</b>		<b>1</b>	<b>68:21</b>	<b>6-15</b>	<b>.400</b>	<b>0-0</b>	<b>.000</b>	<b>0-1</b>	<b>.000</b>	<b>4</b>	<b>9</b>	<b>13</b>	<b>0.8</b>	<b>10</b>	<b>1</b>	<b>4</b>	<b>4</b>	<b>5</b>	<b>12</b>	<b>0.8</b>

**Player Averages**

Games Played	Minutes/game	Points/game	FG Pct	3FG Pct	FT Pct	Rebounds/game	Assists/game	Turnovers/game	Assist/Turnover ratio	Steals/game	Blocks/game
16	4.3	0.8	40.0	0.0	0.0	0.8	0.1	0.3	0.3	0.3	0.3



**2021-22 South Fla. Women's Basketball  
Individual Game-by-Game  
All games**

**#12 BERMEJO, Cristina**

Opponent	Date	GS	MIN	Total		3-Pointers		Free throws		Rebounds				PF	A	TO	BLK	STL	PTS	AVG
				FG-FGA	PCT	3FG-3FGA	PCT	FT-FTA	PCT	OFF	DEF	TOT	AVG							
Alabama St.	11/11/2021		08:03	0-3	.000	0-1	.000	0-0	.000	0	0	0	0.0	1	1	0	0	0	0	0.0
at Tennessee	11/15/2021		14:18	1-1	1.000	1-1	1.000	0-0	.000	0	0	0	0.0	3	1	0	0	0	3	1.5
vs Syracuse	11/20/2021		13:01	1-2	.500	0-0	.000	0-0	.000	1	5	6	2.0	1	0	0	0	0	2	1.7
vs UConn	11/21/2021		07:19	0-0	.000	0-0	.000	0-0	.000	0	0	0	1.5	0	0	0	0	0	0	1.3
vs Oregon	11/22/2021		10:25	0-2	.000	0-0	.000	0-0	.000	0	0	0	1.2	3	0	1	0	1	0	1.0
vs Stanford	11/26/2021		16:07	1-3	.333	1-3	.333	0-0	.000	0	0	0	1.0	0	1	1	0	0	3	1.3
at UT Arlington	12/02/2021		05:47	0-1	.000	0-1	.000	0-0	.000	1	0	1	1.0	0	0	0	0	1	0	1.1
at VCU	12/12/2021		13:10	0-1	.000	0-1	.000	0-0	.000	0	1	1	1.0	5	1	1	1	0	0	1.0
Stetson	12/15/2021		13:51	0-3	.000	0-0	.000	0-0	.000	0	0	0	0.9	0	1	0	0	0	0	0.9
High Point	12/17/2021		15:15	0-2	.000	0-0	.000	0-0	.000	0	2	2	1.0	0	0	1	0	0	0	0.8
vs West Virginia	12/20/2021		07:45	0-0	.000	0-0	.000	0-0	.000	1	0	1	1.0	1	0	2	0	0	0	0.7
vs Ole Miss	12/21/2021		01:42	0-0	.000	0-0	.000	0-0	.000	0	0	0	0.9	1	1	0	0	0	0	0.7
at Cincinnati	01/05/2022		14:49	0-1	.000	0-0	.000	0-0	.000	0	0	0	0.8	2	0	0	0	1	0	0.6
at Tulane	01/12/2022		09:05	1-2	.500	0-1	.000	0-0	.000	0	0	0	0.8	4	0	2	1	0	2	0.7
at UCF	01/16/2022		07:33	0-1	.000	0-0	.000	0-0	.000	0	0	0	0.7	0	0	0	0	0	0	0.7
Tulsa	01/19/2022		22:30	3-6	.500	0-1	.000	1-2	.500	4	5	9	1.3	2	0	1	1	1	7	1.1
Temple	01/22/2022		17:41	1-2	.500	0-1	.000	0-0	.000	0	1	1	1.2	5	0	0	0	0	2	1.1
at SMU	01/26/2022		23:02	0-1	.000	0-0	.000	1-2	.500	0	4	4	1.4	3	3	1	2	0	1	1.1
at Houston	01/30/2022		06:32	0-1	.000	0-0	.000	2-2	1.000	0	2	2	1.4	2	0	1	0	0	2	1.2
Tulane	02/06/2022		02:42	0-1	.000	0-0	.000	0-0	.000	1	0	1	1.4	0	0	0	0	0	0	1.1
at Temple	02/09/2022		06:47	0-1	.000	0-0	.000	0-0	.000	0	0	0	1.3	0	0	1	0	0	0	1.0
Cincinnati	02/16/2022		03:29	0-0	.000	0-0	.000	0-0	.000	1	0	1	1.3	0	1	1	0	0	0	1.0
Wichita St.	02/22/2022		08:32	0-0	.000	0-0	.000	0-0	.000	0	0	0	1.3	1	1	2	0	0	0	1.0
at Wichita St.	02/24/2022		00:05	0-0	.000	0-0	.000	0-0	.000	0	0	0	1.2	0	0	0	0	0	0	0.9
at East Carolina	02/27/2022		05:34	0-1	.000	0-0	.000	0-0	.000	0	0	0	1.2	0	0	1	0	0	0	0.9
Houston	03/02/2022		04:36	0-0	.000	0-0	.000	0-0	.000	0	0	0	1.1	1	0	1	0	0	0	0.8
vs Memphis	03/08/2022		03:38	0-1	.000	0-0	.000	0-0	.000	0	0	0	1.1	0	0	0	0	0	0	0.8
vs Houston	03/09/2022		06:17	0-0	.000	0-0	.000	0-0	.000	0	0	0	1.0	1	0	0	0	0	0	0.8
vs UCF	03/10/2022		01:06	0-0	.000	0-0	.000	0-0	.000	0	0	0	1.0	0	0	0	0	0	0	0.8
<b>Totals</b>		<b>0</b>	<b>270:40</b>	<b>8-36</b>	<b>.222</b>	<b>2-10</b>	<b>.200</b>	<b>4-6</b>	<b>.667</b>	<b>9</b>	<b>20</b>	<b>29</b>	<b>1.0</b>	<b>36</b>	<b>11</b>	<b>17</b>	<b>5</b>	<b>4</b>	<b>22</b>	<b>0.8</b>

**Player Averages**

Games Played	Minutes/game	Points/game	FG Pct	3FG Pct	FT Pct	Rebounds/game	Assists/game	Turnovers/game	Assist/Turnover ratio	Steals/game	Blocks/game
29	9.3	0.8	22.2	20.0	66.7	1.0	0.4	0.6	0.6	0.1	0.2



**2021-22 South Fla. Women's Basketball  
Individual Game-by-Game  
All games**

**#13 GUERREIRO, Sara**

Opponent	Date	GS	MIN	Total		3-Pointers		Free throws		Rebounds				PF	A	TO	BLK	STL	PTS	AVG
				FG-FGA	PCT	3FG-3FGA	PCT	FT-FTA	PCT	OFF	DEF	TOT	AVG							
UTRGV	11/09/2021		07:12	0-1	.000	0-0	.000	0-0	.000	0	0	0	0.0	2	0	0	0	1	0	0.0
Alabama St.	11/11/2021		17:44	2-3	.667	0-1	.000	0-0	.000	0	2	2	1.0	2	3	0	0	1	4	2.0
at Tennessee	11/15/2021		02:04	0-0	.000	0-0	.000	0-0	.000	0	1	1	1.0	1	0	1	0	0	0	1.3
vs Syracuse	11/20/2021		04:45	0-2	.000	0-2	.000	0-0	.000	1	2	3	1.5	0	0	0	0	0	0	1.0
vs UConn	11/21/2021		00:21	0-0	.000	0-0	.000	0-0	.000	0	0	0	1.2	0	0	0	0	0	0	0.8
vs Oregon	11/22/2021		03:46	0-1	.000	0-1	.000	0-0	.000	0	0	0	1.0	0	1	0	0	1	0	0.7
vs Stanford	11/26/2021		01:11	0-0	.000	0-0	.000	0-0	.000	0	0	0	0.9	0	0	0	0	0	0	0.6
at UT Arlington	12/02/2021		00:55	0-0	.000	0-0	.000	0-0	.000	0	0	0	0.8	0	0	0	0	0	0	0.5
at VCU	12/12/2021		17:33	1-6	.167	1-2	.500	0-0	.000	2	0	2	0.9	0	2	0	0	0	3	0.8
Stetson	12/15/2021	*	05:47	1-2	.500	0-0	.000	0-0	.000	0	0	0	0.8	1	0	0	0	0	2	0.9
High Point	12/17/2021		07:26	0-0	.000	0-0	.000	0-0	.000	0	0	0	0.7	2	0	0	0	0	0	0.8
vs West Virginia	12/20/2021		01:51	0-0	.000	0-0	.000	0-0	.000	0	0	0	0.7	0	0	1	0	0	0	0.8
Jacksonville	12/29/2021	*	14:32	0-3	.000	0-1	.000	0-0	.000	1	1	2	0.8	1	1	1	0	0	0	0.7
at Cincinnati	01/05/2022	*	06:56	1-5	.200	0-3	.000	1-1	1.000	1	1	2	0.9	0	0	0	0	1	3	0.9
at Tulane	01/12/2022		02:02	0-0	.000	0-0	.000	0-0	.000	0	0	0	0.8	1	0	0	0	0	0	0.8
at UCF	01/16/2022		10:00	1-1	1.000	1-1	1.000	0-0	.000	0	0	0	0.8	2	1	2	0	1	3	0.9
Tulsa	01/19/2022		04:44	0-3	.000	0-2	.000	0-0	.000	0	0	0	0.7	0	0	0	0	0	0	0.9
Temple	01/22/2022		17:04	2-3	.667	0-0	.000	2-2	1.000	0	2	2	0.8	2	0	0	0	0	6	1.2
at SMU	01/26/2022		03:10	1-1	1.000	0-0	.000	0-0	.000	1	0	1	0.8	0	0	0	0	0	2	1.2
at Houston	01/30/2022		07:33	2-4	.500	0-1	.000	0-0	.000	2	1	3	0.9	0	0	1	0	0	4	1.4
Tulane	02/06/2022		01:56	0-0	.000	0-0	.000	0-0	.000	0	0	0	0.9	0	0	0	0	0	0	1.3
at Temple	02/09/2022		03:31	0-1	.000	0-0	.000	0-0	.000	0	1	1	0.9	0	0	0	0	0	0	1.2
Cincinnati	02/16/2022		03:14	0-2	.000	0-1	.000	0-0	.000	1	1	2	0.9	0	0	0	0	0	0	1.2
at Wichita St.	02/24/2022		01:49	0-1	.000	0-1	.000	0-0	.000	0	0	0	0.9	0	0	1	0	0	0	1.1
Houston	03/02/2022		09:14	2-4	.500	0-0	.000	0-0	.000	0	0	0	0.8	0	1	0	0	0	4	1.2
vs Memphis	03/08/2022		05:34	0-1	.000	0-0	.000	0-0	.000	0	0	0	0.8	0	0	0	0	0	0	1.2
<b>Totals</b>		<b>3</b>	<b>161:54</b>	<b>13-44</b>	<b>.295</b>	<b>2-16</b>	<b>.125</b>	<b>3-3</b>	<b>1.000</b>	<b>9</b>	<b>12</b>	<b>21</b>	<b>0.8</b>	<b>14</b>	<b>9</b>	<b>7</b>	<b>0</b>	<b>5</b>	<b>31</b>	<b>1.2</b>

**Player Averages**

Games Played	Minutes/game	Points/game	FG Pct	3FG Pct	FT Pct	Rebounds/game	Assists/game	Turnovers/game	Assist/Turnover ratio	Steals/game	Blocks/game
26	6.2	1.2	29.5	12.5	100.0	0.8	0.3	0.3	1.3	0.2	0.0



**2021-22 South Fla. Women's Basketball  
Individual Game-by-Game  
All games**

**#20 MUNUNGA, Bethy**

Opponent	Date	GS	MIN	Total		3-Pointers		Free throws		Rebounds				PF	A	TO	BLK	STL	PTS	AVG
				FG-FGA	PCT	3FG-3FGA	PCT	FT-FTA	PCT	OFF	DEF	TOT	AVG							
UTRGV	11/09/2021	*	30:51	3-9	.333	0-4	.000	3-5	.600	7	11	18	18.0	2	1	3	0	2	9	9.0
Alabama St.	11/11/2021	*	26:24	3-7	.429	0-2	.000	2-2	1.000	0	5	5	11.5	0	3	0	2	2	8	8.5
at Tennessee	11/15/2021	*	25:42	3-12	.250	0-2	.000	0-0	.000	5	8	13	12.0	3	0	0	0	0	6	7.7
vs Syracuse	11/20/2021	*	28:02	7-12	.583	1-1	1.000	3-5	.600	3	9	12	12.0	2	2	4	0	1	18	10.3
vs UConn	11/21/2021	*	32:41	7-12	.583	1-2	.500	0-0	.000	3	5	8	11.2	2	2	3	0	2	15	11.2
vs Oregon	11/22/2021	*	24:30	1-5	.200	0-1	.000	0-0	.000	2	4	6	10.3	5	1	3	3	1	2	9.7
vs Stanford	11/26/2021	*	38:06	2-12	.167	0-3	.000	2-4	.500	8	15	23	12.1	2	4	0	2	0	6	9.1
at UT Arlington	12/02/2021	*	38:52	6-10	.600	1-1	1.000	0-2	.000	6	14	20	13.1	4	2	3	2	2	13	9.6
at VCU	12/12/2021	*	19:16	0-3	.000	0-0	.000	2-2	1.000	4	8	12	13.0	0	1	3	0	1	2	8.8
Stetson	12/15/2021	*	20:13	3-7	.429	0-0	.000	0-0	.000	2	7	9	12.6	0	0	3	2	1	6	8.5
High Point	12/17/2021	*	24:45	6-8	.750	2-2	1.000	2-2	1.000	1	4	5	11.9	3	1	3	0	1	16	9.2
vs West Virginia	12/20/2021	*	36:38	4-7	.571	0-2	.000	2-2	1.000	2	9	11	11.8	2	6	1	1	2	10	9.3
vs Ole Miss	12/21/2021	*	32:04	1-3	.333	0-1	.000	0-0	.000	2	6	8	11.5	4	0	1	0	1	2	8.7
Jacksonville	12/29/2021	*	37:02	6-13	.462	1-2	.500	8-8	1.000	6	6	12	11.6	1	1	4	1	2	21	9.6
at Cincinnati	01/05/2022	*	35:21	4-7	.571	0-0	.000	6-9	.667	4	11	15	11.8	4	1	4	0	1	14	9.9
at Tulane	01/12/2022	*	40:00	8-12	.667	0-0	.000	10-11	.909	2	10	12	11.8	2	1	2	0	0	26	10.9
at UCF	01/16/2022	*	37:54	5-12	.417	0-1	.000	2-2	1.000	4	7	11	11.8	3	4	1	3	2	12	10.9
Tulsa	01/19/2022	*	20:03	1-4	.250	0-1	.000	0-0	.000	0	7	7	11.5	1	2	3	2	0	2	10.4
Temple	01/22/2022	*	21:32	5-8	.625	0-1	.000	1-1	1.000	2	7	9	11.4	5	2	1	1	0	11	10.5
at SMU	01/26/2022	*	35:15	8-12	.667	0-1	.000	1-1	1.000	3	10	13	11.5	2	3	1	2	1	17	10.8
at Houston	01/30/2022	*	36:27	4-14	.286	0-0	.000	0-2	.000	3	15	18	11.8	3	2	3	1	2	8	10.7
Tulane	02/06/2022	*	37:18	7-10	.700	0-0	.000	0-0	.000	5	8	13	11.8	2	3	2	2	3	14	10.8
at Temple	02/09/2022	*	39:18	4-12	.333	0-0	.000	5-6	.833	4	8	12	11.8	3	1	3	0	3	13	10.9
UCF	02/13/2022	*	27:26	2-5	.400	0-0	.000	1-2	.500	0	2	2	11.4	4	1	5	1	0	5	10.7
Cincinnati	02/16/2022	*	40:00	7-14	.500	0-0	.000	8-12	.667	6	9	15	11.6	3	1	4	1	4	22	11.1
Wichita St.	02/22/2022	*	34:48	3-8	.375	0-0	.000	1-2	.500	5	7	12	11.6	3	2	3	1	0	7	11.0
at Wichita St.	02/24/2022	*	38:09	2-8	.250	0-0	.000	5-6	.833	3	5	8	11.4	3	1	1	2	2	9	10.9
at East Carolina	02/27/2022	*	31:02	2-6	.333	0-0	.000	4-4	1.000	3	6	9	11.4	2	3	4	1	3	8	10.8
Houston	03/02/2022	*	27:22	6-13	.462	0-1	.000	4-4	1.000	5	5	10	11.3	3	3	0	0	3	16	11.0
vs Memphis	03/08/2022	*	32:49	4-7	.571	0-0	.000	2-2	1.000	5	8	13	11.4	3	1	2	3	1	10	10.9
vs Houston	03/09/2022	*	38:53	3-9	.333	0-1	.000	2-2	1.000	3	15	18	11.6	3	4	1	1	2	8	10.8
vs UCF	03/10/2022	*	40:00	3-6	.500	0-0	.000	1-4	.250	3	8	11	11.6	3	5	2	1	2	7	10.7
<b>Totals</b>			<b>31 1028:45</b>	<b>130-287</b>	<b>.453</b>	<b>6-29</b>	<b>.207</b>	<b>77-102</b>	<b>.755</b>	<b>111</b>	<b>259</b>	<b>370</b>	<b>11.6</b>	<b>82</b>	<b>64</b>	<b>73</b>	<b>35</b>	<b>47</b>	<b>343</b>	<b>10.7</b>

**Player Averages**

Games Played	Minutes/game	Points/game	FG Pct	3FG Pct	FT Pct	Rebounds/game	Assists/game	Turnovers/game	Assist/Turnover ratio	Steals/game	Blocks/game
32	32.1	10.7	45.3	20.7	75.5	11.6	2.0	2.3	0.9	1.5	1.1



**2021-22 South Fla. Women's Basketball  
Individual Game-by-Game  
All games**

**#21 LEVERETT, Shae**

Opponent	Date	GS	MIN	Total		3-Pointers		Free throws		Rebounds				PF	A	TO	BLK	STL	PTS	AVG	
				FG-FGA	PCT	3FG-3FGA	PCT	FT-FTA	PCT	OFF	DEF	TOT	AVG								
UTRGV	11/09/2021	*	27:12	1-2	.500	0-0	.000	3-7	.429	3	2	5	5.0	2	0	0	0	1	5	5.0	
Alabama St.	11/11/2021	*	20:10	1-2	.500	0-0	.000	0-0	.000	1	2	3	4.0	3	1	0	0	0	2	3.5	
at Tennessee	11/15/2021	*	21:20	0-2	.000	0-0	.000	0-0	.000	1	3	4	4.0	5	1	1	0	1	0	2.3	
vs Syracuse	11/20/2021	*	24:44	1-3	.333	0-0	.000	2-2	1.000	2	3	5	4.3	3	0	0	0	0	4	2.8	
vs UConn	11/21/2021	*	31:42	2-3	.667	0-0	.000	0-0	.000	3	5	8	5.0	1	1	0	0	1	4	3.0	
vs Oregon	11/22/2021	*	23:29	0-0	.000	0-0	.000	0-0	.000	2	2	4	4.8	3	0	1	0	3	0	2.5	
vs Stanford	11/26/2021	*	12:46	0-1	.000	0-0	.000	0-0	.000	2	2	4	4.7	5	0	3	0	0	0	2.1	
at UT Arlington	12/02/2021	*	24:10	1-1	1.000	0-0	.000	0-0	.000	0	2	2	4.4	3	0	0	0	2	2	2.1	
at VCU	12/12/2021		12:15	0-0	.000	0-0	.000	0-0	.000	2	1	3	4.2	2	0	2	0	0	0	1.9	
Stetson	12/15/2021		23:14	3-3	1.000	0-0	.000	4-4	1.000	3	6	9	4.7	0	0	0	3	2	10	2.7	
High Point	12/17/2021		15:34	1-3	.333	0-0	.000	0-0	.000	0	5	5	4.7	3	0	1	2	0	2	2.6	
vs West Virginia	12/20/2021		16:56	0-0	.000	0-0	.000	0-0	.000	0	1	1	4.4	5	0	2	0	0	0	2.4	
vs Ole Miss	12/21/2021		17:25	1-4	.250	0-0	.000	0-1	.000	4	1	5	4.5	1	0	0	0	0	2	2.4	
Jacksonville	12/29/2021		10:19	0-0	.000	0-0	.000	0-0	.000	0	1	1	4.2	1	0	0	1	0	0	2.2	
at Cincinnati	01/05/2022		20:14	0-1	.000	0-0	.000	0-1	.000	1	1	2	4.1	4	0	1	0	1	0	2.1	
at Tulane	01/12/2022		14:45	1-2	.500	0-0	.000	0-0	.000	0	3	3	4.0	1	1	1	0	1	2	2.1	
at UCF	01/16/2022		05:36	0-0	.000	0-0	.000	0-1	.000	0	0	0	3.8	2	0	0	1	0	0	1.9	
Tulsa	01/19/2022		06:06	0-0	.000	0-0	.000	1-4	.250	2	1	3	3.7	3	1	1	1	1	1	1.9	
Temple	01/22/2022		05:22	0-1	.000	0-0	.000	0-0	.000	2	0	2	3.6	0	0	0	0	0	0	1.8	
at SMU	01/26/2022		03:04	0-0	.000	0-0	.000	0-0	.000	0	0	0	3.5	0	0	0	0	0	0	1.7	
at Houston	01/30/2022		07:07	0-0	.000	0-0	.000	0-0	.000	0	0	0	3.3	1	0	0	0	0	0	1.6	
Tulane	02/06/2022		03:15	0-0	.000	0-0	.000	0-0	.000	0	0	0	3.1	1	0	0	0	0	0	1.5	
at Temple	02/09/2022		07:53	1-1	1.000	0-0	.000	0-0	.000	1	3	4	3.2	1	0	0	0	0	2	1.6	
UCF	02/13/2022		24:21	1-1	1.000	0-0	.000	2-4	.500	2	9	11	3.5	3	0	1	3	0	4	1.7	
Cincinnati	02/16/2022		21:02	0-0	.000	0-0	.000	0-2	.000	1	4	5	3.6	1	1	1	2	2	0	1.6	
Wichita St.	02/22/2022		21:43	1-1	1.000	0-0	.000	0-2	.000	1	3	4	3.6	1	0	0	1	1	2	1.6	
at Wichita St.	02/24/2022		15:25	1-1	1.000	0-0	.000	0-2	.000	1	3	4	3.6	1	0	0	1	0	2	1.6	
at East Carolina	02/27/2022		03:31	0-0	.000	0-0	.000	0-0	.000	0	1	1	3.5	1	0	0	0	0	0	1.6	
Houston	03/02/2022	*	21:08	0-1	.000	0-0	.000	0-0	.000	0	2	2	3.4	2	0	0	1	1	0	1.5	
vs Memphis	03/08/2022		28:01	0-0	.000	0-0	.000	0-0	.000	0	4	4	3.5	2	0	1	4	0	0	1.5	
vs Houston	03/09/2022	*	20:27	4-5	.800	0-0	.000	2-3	.667	1	1	2	3.4	2	0	0	0	1	10	1.7	
vs UCF	03/10/2022	*	28:44	5-9	.556	0-0	.000	0-0	.000	3	2	5	3.5	4	0	1	1	2	10	2.0	
<b>Totals</b>			<b>11</b>	<b>539:01</b>	<b>25-47</b>	<b>.532</b>	<b>0-0</b>	<b>.000</b>	<b>14-33</b>	<b>.424</b>	<b>38</b>	<b>73</b>	<b>111</b>	<b>3.5</b>	<b>67</b>	<b>6</b>	<b>17</b>	<b>21</b>	<b>20</b>	<b>64</b>	<b>2.0</b>

**Player Averages**

Games Played	Minutes/game	Points/game	FG Pct	3FG Pct	FT Pct	Rebounds/game	Assists/game	Turnovers/game	Assist/Turnover ratio	Steals/game	Blocks/game
32	16.8	2.0	53.2	0.0	42.4	3.5	0.2	0.5	0.4	0.6	0.7



**2021-22 South Fla. Women's Basketball  
Individual Game-by-Game  
All games**

**#22 WILSON, Aerial**

Opponent	Date	GS	MIN	Total		3-Pointers		Free throws		Rebounds				PF	A	TO	BLK	STL	PTS	AVG
				FG-FGA	PCT	3FG-3FGA	PCT	FT-FTA	PCT	OFF	DEF	TOT	AVG							
UTRGV	11/09/2021		05:48	0-1	.000	0-1	.000	0-0	.000	0	0	0	0.0	0	1	1	0	0	0	0.0
Alabama St.	11/11/2021	*	23:02	1-2	.500	0-1	.000	0-1	.000	0	1	1	0.5	2	2	2	0	4	2	1.0
at Tennessee	11/15/2021		02:35	0-0	.000	0-0	.000	0-0	.000	0	0	0	0.3	0	1	1	0	0	0	0.7
vs Syracuse	11/20/2021		11:43	1-3	.333	1-3	.333	0-0	.000	0	0	0	0.3	1	4	0	0	1	3	1.3
vs UConn	11/21/2021		01:39	0-0	.000	0-0	.000	0-0	.000	0	0	0	0.2	0	0	0	0	0	0	1.0
vs Oregon	11/22/2021		04:34	0-0	.000	0-0	.000	0-0	.000	0	0	0	0.2	0	0	0	0	0	0	0.8
vs Stanford	11/26/2021		00:16	0-0	.000	0-0	.000	0-0	.000	0	0	0	0.1	0	0	0	0	0	0	0.7
at UT Arlington	12/02/2021		03:09	0-0	.000	0-0	.000	0-0	.000	0	0	0	0.1	0	1	1	0	0	0	0.6
at VCU	12/12/2021		11:28	0-2	.000	0-2	.000	0-0	.000	0	1	1	0.2	2	1	1	0	0	0	0.6
Stetson	12/15/2021		12:56	2-3	.667	1-2	.500	0-0	.000	0	1	1	0.3	2	1	1	1	0	5	1.0
High Point	12/17/2021	*	17:55	0-2	.000	0-0	.000	0-0	.000	1	2	3	0.5	3	1	2	0	0	0	0.9
vs West Virginia	12/20/2021		03:32	0-0	.000	0-0	.000	0-0	.000	0	0	0	0.5	0	0	0	0	0	0	0.8
Jacksonville	12/29/2021		09:25	1-2	.500	1-2	.500	0-0	.000	0	0	0	0.5	0	1	2	0	1	3	1.0
Tulsa	01/19/2022		01:56	0-0	.000	0-0	.000	0-0	.000	0	1	1	0.5	0	0	0	0	0	0	0.9
Temple	01/22/2022		04:52	0-0	.000	0-0	.000	0-0	.000	1	0	1	0.5	0	0	0	0	0	0	0.9
at SMU	01/26/2022		01:52	0-1	.000	0-0	.000	0-0	.000	0	0	0	0.5	0	0	0	0	0	0	0.8
at Houston	01/30/2022		05:51	0-1	.000	0-1	.000	0-0	.000	0	0	0	0.5	1	0	0	0	0	0	0.8
Wichita St.	02/22/2022		01:57	0-1	.000	0-1	.000	0-0	.000	0	0	0	0.4	0	0	0	0	0	0	0.7
at Wichita St.	02/24/2022		03:10	0-0	.000	0-0	.000	0-0	.000	0	0	0	0.4	0	0	0	0	0	0	0.7
at East Carolina	02/27/2022		06:25	1-1	1.000	1-1	1.000	0-0	.000	1	0	1	0.5	0	0	1	0	1	3	0.8
Houston	03/02/2022		08:44	1-2	.500	1-1	1.000	0-0	.000	0	1	1	0.5	0	0	1	0	0	3	0.9
vs Memphis	03/08/2022		05:39	0-3	.000	0-0	.000	0-0	.000	0	0	0	0.5	0	0	0	0	0	0	0.9
vs Houston	03/09/2022		00:11	0-0	.000	0-0	.000	0-0	.000	0	0	0	0.4	0	0	0	0	0	0	0.8
<b>Totals</b>		<b>2</b>	<b>148:38</b>	<b>7-24</b>	<b>.292</b>	<b>5-15</b>	<b>.333</b>	<b>0-1</b>	<b>.000</b>	<b>3</b>	<b>7</b>	<b>10</b>	<b>0.4</b>	<b>11</b>	<b>13</b>	<b>13</b>	<b>1</b>	<b>7</b>	<b>19</b>	<b>0.8</b>

**Player Averages**

Games Played	Minutes/ game	Points/ game	FG Pct	3FG Pct	FT Pct	Rebounds/ game	Assists/ game	Turnovers/ game	Assist/Turnover ratio	Steals/ game	Blocks/ game
23	6.5	0.8	29.2	33.3	0.0	0.4	0.6	0.6	1.0	0.3	0.0





**2021-22 South Fla. Women's Basketball  
Individual Game-by-Game  
All games**

**#24 WEARY, Bella**

Opponent	Date	GS	MIN	Total		3-Pointers		Free throws		Rebounds				PF	A	TO	BLK	STL	PTS	AVG
				FG-FGA	PCT	3FG-3FGA	PCT	FT-FTA	PCT	OFF	DEF	TOT	AVG							
Alabama St.	11/11/2021		04:25	0-1	.000	0-1	.000	0-0	.000	0	0	0	0.0	0	0	0	0	0	0	0.0
vs Syracuse	11/20/2021		01:24	0-0	.000	0-0	.000	0-0	.000	1	0	1	0.5	0	0	0	0	0	0	0.0
Stetson	12/15/2021		04:33	1-2	.500	1-1	1.000	0-0	.000	0	0	0	0.3	1	1	0	0	0	3	1.0
High Point	12/17/2021		02:59	0-1	.000	0-1	.000	0-0	.000	0	1	1	0.5	0	0	0	0	0	0	0.8
vs West Virginia	12/20/2021		00:44	0-0	.000	0-0	.000	0-0	.000	0	0	0	0.4	0	0	0	0	0	0	0.6
Jacksonville	12/29/2021		05:15	0-0	.000	0-0	.000	0-0	.000	0	1	1	0.5	0	0	0	0	0	0	0.5
at Houston	01/30/2022		01:34	0-0	.000	0-0	.000	0-0	.000	0	0	0	0.4	0	0	0	0	0	0	0.4
Houston	03/02/2022		03:11	0-1	.000	0-0	.000	0-0	.000	0	0	0	0.4	1	0	2	0	0	0	0.4
<b>Totals</b>		<b>0</b>	<b>24:05</b>	<b>1-5</b>	<b>.200</b>	<b>1-3</b>	<b>.333</b>	<b>0-0</b>	<b>.000</b>	<b>1</b>	<b>2</b>	<b>3</b>	<b>0.4</b>	<b>2</b>	<b>1</b>	<b>2</b>	<b>0</b>	<b>0</b>	<b>3</b>	<b>0.4</b>

**Player Averages**

Games Played	Minutes/game	Points/game	FG Pct	3FG Pct	FT Pct	Rebounds/game	Assists/game	Turnovers/game	Assist/Turnover ratio	Steals/game	Blocks/game
8	3.0	0.4	20.0	33.3	0.0	0.4	0.1	0.3	0.5	0.0	0.0



**2021-22 South Fla. Women's Basketball  
Individual Game-by-Game  
All games**

**#32 MENDJIADU FANKAM, Dulcy**

Opponent	Date	GS	MIN	Total		3-Pointers		Free throws		Rebounds				PF	A	TO	BLK	STL	PTS	AVG
				FG-FGA	PCT	3FG-3FGA	PCT	FT-FTA	PCT	OFF	DEF	TOT	AVG							
UTRGV	11/09/2021		16:10	2-10	.200	0-0	.000	6-8	.750	4	3	7	7.0	1	0	1	1	0	10	10.0
Alabama St.	11/11/2021		19:50	6-9	.667	0-0	.000	2-2	1.000	0	4	4	5.5	4	2	3	0	3	14	12.0
at Tennessee	11/15/2021		18:40	0-3	.000	0-0	.000	1-2	.500	2	1	3	4.7	4	1	3	0	0	1	8.3
vs Syracuse	11/20/2021		13:52	1-8	.125	0-0	.000	2-4	.500	4	4	8	5.5	0	0	0	1	2	4	7.3
vs UConn	11/21/2021		08:18	1-3	.333	0-0	.000	0-0	.000	0	0	0	4.4	2	0	0	0	0	2	6.2
vs Oregon	11/22/2021		25:26	8-15	.533	0-0	.000	1-4	.250	3	4	7	4.8	4	0	0	3	2	17	8.0
vs Stanford	11/26/2021		21:32	4-12	.333	0-0	.000	0-0	.000	2	1	3	4.6	3	0	1	0	2	8	8.0
at UT Arlington	12/02/2021		15:50	4-8	.500	0-0	.000	2-2	1.000	1	1	2	4.3	1	0	1	1	0	10	8.3
at VCU	12/12/2021	*	29:21	10-11	.909	0-0	.000	2-3	.667	4	5	9	4.8	4	0	3	0	0	22	9.8
Stetson	12/15/2021	*	11:39	3-8	.375	0-0	.000	1-1	1.000	2	4	6	4.9	4	1	2	1	0	7	9.5
High Point	12/17/2021	*	22:38	7-10	.700	0-0	.000	5-8	.625	1	3	4	4.8	4	0	4	0	1	19	10.4
vs West Virginia	12/20/2021	*	19:24	5-8	.625	0-0	.000	4-5	.800	4	8	12	5.4	4	1	0	0	0	14	10.7
vs Ole Miss	12/21/2021	*	28:48	0-5	.000	0-0	.000	6-8	.750	3	5	8	5.6	2	0	3	0	0	6	10.3
Jacksonville	12/29/2021	*	29:41	3-10	.300	0-0	.000	2-2	1.000	5	6	11	6.0	1	1	0	0	0	8	10.1
at Cincinnati	01/05/2022	*	19:46	2-6	.333	0-0	.000	0-0	.000	3	5	8	6.1	1	0	2	0	1	4	9.7
at Tulane	01/12/2022	*	25:15	9-11	.818	0-0	.000	5-5	1.000	4	4	8	6.3	3	0	3	3	3	23	10.6
at UCF	01/16/2022	*	35:49	6-9	.667	0-0	.000	2-3	.667	2	6	8	6.4	4	0	3	0	2	14	10.8
Tulsa	01/19/2022	*	33:54	8-16	.500	0-0	.000	1-2	.500	7	4	11	6.6	4	1	1	3	0	17	11.1
Temple	01/22/2022	*	41:11	6-14	.429	0-1	.000	4-6	.667	1	8	9	6.7	4	0	0	1	1	16	11.4
at SMU	01/26/2022	*	36:28	7-14	.500	0-0	.000	5-6	.833	3	9	12	7.0	3	0	3	0	0	19	11.8
at Houston	01/30/2022	*	30:54	5-12	.417	0-0	.000	1-1	1.000	3	6	9	7.1	2	0	4	1	1	11	11.7
Tulane	02/06/2022	*	36:45	5-11	.455	0-0	.000	5-6	.833	3	7	10	7.2	4	0	0	3	1	15	11.9
at Temple	02/09/2022	*	32:22	5-11	.455	0-0	.000	1-2	.500	5	10	15	7.6	0	1	1	2	0	11	11.8
UCF	02/13/2022	*	28:13	1-4	.250	0-0	.000	0-0	.000	3	3	6	7.5	3	0	3	0	0	2	11.4
Cincinnati	02/16/2022	*	18:58	1-8	.125	0-0	.000	2-4	.500	3	2	5	7.4	3	1	4	2	1	4	11.1
Wichita St.	02/22/2022	*	18:17	3-6	.500	0-0	.000	2-4	.500	4	2	6	7.3	3	0	4	0	2	8	11.0
at Wichita St.	02/24/2022	*	24:35	6-8	.750	0-0	.000	2-5	.400	2	8	10	7.4	1	0	2	0	2	14	11.1
at East Carolina	02/27/2022	*	36:29	7-13	.538	0-0	.000	4-9	.444	8	9	17	7.8	2	1	2	2	2	18	11.4
Houston	03/02/2022		15:41	4-8	.500	0-0	.000	0-0	.000	2	0	2	7.6	2	1	2	0	1	8	11.2
vs Memphis	03/08/2022	*	13:51	1-6	.167	0-0	.000	0-0	.000	2	2	4	7.5	1	0	0	0	0	2	10.9
vs Houston	03/09/2022		19:33	2-5	.400	0-0	.000	3-4	.750	0	3	3	7.3	1	1	1	2	1	7	10.8
vs UCF	03/10/2022		11:16	0-2	.000	0-0	.000	0-0	.000	0	0	0	7.1	1	0	2	0	0	0	10.5
<b>Totals</b>		<b>21</b>	<b>760:24</b>	<b>132-284</b>	<b>.465</b>	<b>0-1</b>	<b>.000</b>	<b>71-106</b>	<b>.670</b>	<b>90</b>	<b>137</b>	<b>227</b>	<b>7.1</b>	<b>80</b>	<b>12</b>	<b>58</b>	<b>26</b>	<b>28</b>	<b>335</b>	<b>10.5</b>

**Player Averages**

Games Played	Minutes/game	Points/game	FG Pct	3FG Pct	FT Pct	Rebounds/game	Assists/game	Turnovers/game	Assist/Turnover ratio	Steals/game	Blocks/game
32	23.8	10.5	46.5	0.0	67.0	7.1	0.4	1.8	0.2	0.9	0.8



**South Fla. Women's Basketball  
Individual Career Summaries  
All games**

**ALVAREZ, Maria**

				Field Goals		3-Point		F-Throws		Rebounds								Scoring		
SEASON	TEAM	GP-GS	MIN/AVG	FG-FGA	FG%	3FG-3FGA	3FG%	FT-FTA	FT%	OFF	DEF	TOT	AVG	PF-FO	A	TO	BLK	STL	PTS	AVG
2019-20	USF	15-8	410/27.3	44-131	.336	34-108	.315	10-20	.500	7	37	44	2.9	26-1	49	25	0	15	132	8.8
2020-21	USF	21-1	344/16.4	48-124	.387	41-102	.402	17-23	.739	8	30	38	1.8	23-1	17	23	0	12	154	7.3
2021-22	USF	27-2	461/17.1	47-151	.311	36-116	.310	20-29	.690	5	43	48	1.8	32-0	38	26	3	7	150	5.6
<b>TOTAL</b>		<b>63-11</b>	<b>1214/19.3</b>	<b>139-406</b>	<b>.342</b>	<b>111-326</b>	<b>.340</b>	<b>47-72</b>	<b>.653</b>	<b>20</b>	<b>110</b>	<b>130</b>	<b>2.1</b>	<b>81-2</b>	<b>104</b>	<b>74</b>	<b>3</b>	<b>34</b>	<b>436</b>	<b>6.9</b>

**Single Game Highs**

Statistic	Value	
Points	23	vs Houston 01/09/21
Rebounds	6	vs Mississippi St. 12/19/19, at UNLV 12/21/19
Assists	7	at Cincinnati 01/05/22
Steals	3	at Tulane 01/13/21
Blocks	1	vs Stetson 12/15/21, at Houston 01/30/22, at Wichita St. 02/24/22
FG Made	7	vs VCU 11/15/19, vs Houston 01/09/21
FG Attempts	14	vs Notre Dame 11/30/19
3FG Made	6	vs Alabama St. 12/06/19, vs Houston 01/09/21
3FG Attempts	13	vs Notre Dame 11/30/19
FT Made	4	vs Baylor 12/01/20, vs East Carolina 01/02/21, vs Cincinnati 02/16/22
FT Attempts	6	vs Cincinnati 02/16/22

**BERMEJO, Cristina**

				Field Goals		3-Point		F-Throws		Rebounds								Scoring		
SEASON	TEAM	GP-GS	MIN/AVG	FG-FGA	FG%	3FG-3FGA	3FG%	FT-FTA	FT%	OFF	DEF	TOT	AVG	PF-FO	A	TO	BLK	STL	PTS	AVG
2019-20	USF	24-1	241/10.0	17-52	.327	6-22	.273	10-16	.625	13	33	46	1.9	29-0	18	29	5	14	50	2.1
2020-21	USF	19-1	163/8.6	8-29	.276	1-9	.111	8-8	1.000	9	25	34	1.8	18-0	7	10	3	2	25	1.3
2021-22	USF	29-0	271/9.3	8-36	.222	2-10	.200	4-6	.667	9	20	29	1.0	36-2	11	17	5	4	22	0.8
<b>TOTAL</b>		<b>72-2</b>	<b>675/9.4</b>	<b>33-117</b>	<b>.282</b>	<b>9-41</b>	<b>.220</b>	<b>22-30</b>	<b>.733</b>	<b>31</b>	<b>78</b>	<b>109</b>	<b>1.5</b>	<b>83-2</b>	<b>36</b>	<b>56</b>	<b>13</b>	<b>20</b>	<b>97</b>	<b>1.3</b>

**Single Game Highs**

Statistic	Value	
Points	10	vs Idaho 12/15/19, vs Stetson 12/13/20
Rebounds	9	vs Tulsa 01/19/22
Assists	5	at Memphis 02/22/20
Steals	2	at Memphis 02/22/20, at Tulane 02/13/20, vs Saint Francis (PA) 11/24/19
Blocks	2	4 times
FG Made	4	vs SMU 02/29/20, vs Idaho 12/15/19
FG Attempts	9	vs Idaho 12/15/19
3FG Made	2	vs Idaho 12/15/19
3FG Attempts	5	vs Idaho 12/15/19
FT Made	4	vs Stetson 12/13/20
FT Attempts	4	vs Stetson 12/13/20



**South Fla. Women's Basketball  
Individual Career Summaries  
All games**

**BETANCOURT, Odeth**

				Field Goals		3-Point		F-Throws		Rebounds									Scoring	
SEASON	TEAM	GP-GS	MIN/AVG	FG-FGA	FG%	3FG-3FGA	3FG%	FT-FTA	FT%	OFF	DEF	TOT	AVG	PF-FO	A	TO	BLK	STL	PTS	AVG
2021-22	USF	6-0	15/2.5	2-4	.500	0-0	.000	0-0	.000	1	3	4	0.7	1-0	0	3	0	1	4	0.7
<b>TOTAL</b>		<b>6-0</b>	<b>15/2.5</b>	<b>2-4</b>	<b>.500</b>	<b>0-0</b>	<b>.000</b>	<b>0-0</b>	<b>.000</b>	<b>1</b>	<b>3</b>	<b>4</b>	<b>0.7</b>	<b>1-0</b>	<b>0</b>	<b>3</b>	<b>0</b>	<b>1</b>	<b>4</b>	<b>0.7</b>

**Single Game Highs**

Statistic	Value	
Points	2	vs Syracuse 11/20/21, vs Stetson 12/15/21
Rebounds	1	4 times
Steals	1	vs Houston 03/02/22
FG Made	1	vs Syracuse 11/20/21, vs Stetson 12/15/21
FG Attempts	2	vs Syracuse 11/20/21

**GUERREIRO, Sara**

				Field Goals		3-Point		F-Throws		Rebounds									Scoring	
SEASON	TEAM	GP-GS	MIN/AVG	FG-FGA	FG%	3FG-3FGA	3FG%	FT-FTA	FT%	OFF	DEF	TOT	AVG	PF-FO	A	TO	BLK	STL	PTS	AVG
2020-21	USF	9-0	49/5.5	5-17	.294	0-5	.000	0-2	.000	5	3	8	0.9	1-0	2	4	0	1	10	1.1
2021-22	USF	26-3	162/6.2	13-44	.295	2-16	.125	3-3	1.000	9	12	21	0.8	14-0	9	7	0	5	31	1.2
<b>TOTAL</b>		<b>35-3</b>	<b>211/6.0</b>	<b>18-61</b>	<b>.295</b>	<b>2-21</b>	<b>.095</b>	<b>3-5</b>	<b>.600</b>	<b>14</b>	<b>15</b>	<b>29</b>	<b>0.8</b>	<b>15-0</b>	<b>11</b>	<b>11</b>	<b>0</b>	<b>6</b>	<b>41</b>	<b>1.2</b>

**Single Game Highs**

Statistic	Value	
Points	6	vs Jacksonville 11/28/20, vs Temple 01/22/22
Rebounds	3	vs Jacksonville 11/28/20, vs Syracuse 11/20/21, at Houston 01/30/22
Assists	3	vs Alabama St. 11/11/21
Steals	1	6 times
FG Made	3	vs Jacksonville 11/28/20
FG Attempts	6	vs Stetson 12/13/20, at VCU 12/12/21
3FG Made	1	at VCU 12/12/21, at UCF 01/16/22
3FG Attempts	3	vs Stetson 12/13/20, at Cincinnati 01/05/22
FT Made	2	vs Temple 01/22/22
FT Attempts	2	vs Houston 01/09/21, vs Temple 01/22/22



**South Fla. Women's Basketball  
Individual Career Summaries  
All games**

**HARVEY, Sydni**

SEASON	TEAM	GP-GS	MIN/AVG	Field Goals		3-Point		F-Throws		Rebounds				Scoring						
				FG-FGA	FG%	3FG-3FGA	3FG%	FT-FTA	FT%	OFF	DEF	TOT	AVG	PF-FO	A	TO	BLK	STL	PTS	AVG
2018-19	USF	32-24	964/30.1	120-371	.323	45-131	.344	90-107	.841	30	53	83	2.6	72-4	82	93	2	21	375	11.7
2019-20	USF	22-16	582/26.5	73-205	.356	39-97	.402	74-88	.841	11	23	34	1.5	40-1	30	44	4	20	259	11.8
2020-21	USF	23-23	631/27.4	76-228	.333	43-128	.336	74-100	.740	30	37	67	2.9	38-0	40	34	2	14	269	11.7
2021-22	USF	31-28	823/26.6	69-257	.268	49-158	.310	41-56	.732	21	43	64	2.1	46-2	50	46	8	33	228	7.4
<b>TOTAL</b>		<b>108-91</b>	<b>3000/27.8</b>	<b>338-1061</b>	<b>.319</b>	<b>176-514</b>	<b>.342</b>	<b>279-351</b>	<b>.795</b>	<b>92</b>	<b>156</b>	<b>248</b>	<b>2.3</b>	<b>196-7</b>	<b>202</b>	<b>217</b>	<b>16</b>	<b>88</b>	<b>1131</b>	<b>10.5</b>

**Single Game Highs**

Statistic	Value	
Points	28	vs Tulane 03/07/20
Rebounds	7	vs Memphis 01/23/19, vs Wichita St. 03/09/21
Assists	7	vs Tulsa 02/13/21
Steals	5	vs Houston 03/09/22
Blocks	3	vs Wichita St. 02/22/22
FG Made	9	vs Tulane 01/19/19
FG Attempts	21	vs Oklahoma 11/18/18
3FG Made	7	vs Temple 02/09/20
3FG Attempts	11	at Cincinnati 12/22/20
FT Made	10	vs Tulane 03/07/20
FT Attempts	12	vs Tulane 03/07/20

**LAZIC, Mihaela**

SEASON	TEAM	GP-GS	MIN/AVG	Field Goals		3-Point		F-Throws		Rebounds				Scoring						
				FG-FGA	FG%	3FG-3FGA	3FG%	FT-FTA	FT%	OFF	DEF	TOT	AVG	PF-FO	A	TO	BLK	STL	PTS	AVG
2019-20	USF	1-0	8/8.5	0-1	.000	0-1	.000	0-0	.000	0	2	2	2.0	1-0	0	0	0	0	0	0.0
2020-21	USF	17-2	122/7.2	13-35	.371	2-16	.125	3-6	.500	2	9	11	0.6	5-0	19	14	0	3	31	1.8
2021-22	USF	14-0	75/5.3	6-15	.400	1-6	.167	4-10	.400	2	4	6	0.4	3-0	9	4	0	0	17	1.2
<b>TOTAL</b>		<b>32-2</b>	<b>205/6.4</b>	<b>19-51</b>	<b>.373</b>	<b>3-23</b>	<b>.130</b>	<b>7-16</b>	<b>.438</b>	<b>4</b>	<b>15</b>	<b>19</b>	<b>0.6</b>	<b>9-0</b>	<b>28</b>	<b>18</b>	<b>0</b>	<b>3</b>	<b>48</b>	<b>1.5</b>

**Single Game Highs**

Statistic	Value	
Points	10	vs Tulsa 02/13/21
Rebounds	3	vs Stetson 12/13/20
Assists	5	vs Jacksonville 11/28/20
Steals	1	at Tulsa 12/30/20, vs Cincinnati 02/17/21, at Houston 02/27/21
FG Made	4	vs Tulsa 02/13/21
FG Attempts	11	vs Tulsa 02/13/21
3FG Made	1	vs Tulsa 02/13/21, at Temple 02/24/21, vs Stetson 12/15/21
3FG Attempts	4	vs Tulsa 02/13/21
FT Made	1	7 times
FT Attempts	2	8 times



**South Fla. Women's Basketball  
Individual Career Summaries  
All games**

**LEVERETT, Shae**

SEASON	TEAM	GP-GS	MIN/AVG	Field Goals		3-Point		F-Throws		Rebounds				Other					Scoring	
				FG-FGA	FG%	3FG-3FGA	3FG%	FT-FTA	FT%	OFF	DEF	TOT	AVG	PF-FO	A	TO	BLK	STL	PTS	AVG
2017-18	USF	27-0	290/10.7	19-29	.655	0-0	.000	9-18	.500	29	35	64	2.4	38-1	4	11	8	6	47	1.7
2018-19	USF	35-24	938/26.8	91-160	.569	0-1	.000	78-120	.650	115	146	261	7.5	88-1	22	51	55	19	260	7.4
2019-20	USF	31-12	709/22.9	66-102	.647	0-0	.000	41-81	.506	98	98	196	6.3	77-6	10	35	18	19	173	5.6
2020-21	USF	23-22	666/28.9	39-71	.549	0-0	.000	23-56	.411	82	74	156	6.8	79-4	14	22	22	21	101	4.4
2021-22	USF	32-11	539/16.8	25-47	.532	0-0	.000	14-33	.424	38	73	111	3.5	67-3	6	17	21	20	64	2.0
<b>TOTAL</b>		<b>148-69</b>	<b>3142/21.2</b>	<b>240-409</b>	<b>.587</b>	<b>0-1</b>	<b>.000</b>	<b>165-308</b>	<b>.536</b>	<b>362</b>	<b>426</b>	<b>788</b>	<b>5.3</b>	<b>349-15</b>	<b>56</b>	<b>136</b>	<b>124</b>	<b>85</b>	<b>645</b>	<b>4.4</b>

**Single Game Highs**

Statistic	Value	
Points	20	vs Wichita St. 02/23/19
Rebounds	18	vs Wichita St. 02/23/19
Assists	3	at East Carolina 02/20/19
Steals	4	vs Houston 01/09/21, vs Cincinnati 02/17/21
Blocks	7	vs Memphis 01/23/19
FG Made	6	vs Vermont 12/17/18, at James Madison 03/24/19, vs Arkansas St. 11/17/17
FG Attempts	10	vs Wichita St. 02/23/19
3FG Attempts	1	at Houston 02/27/19
FT Made	10	vs Wichita St. 02/23/19
FT Attempts	12	at SMU 01/26/19

**MENDJIADU FANKAM, Dulcy**

SEASON	TEAM	GP-GS	MIN/AVG	Field Goals		3-Point		F-Throws		Rebounds				Other					Scoring	
				FG-FGA	FG%	3FG-3FGA	3FG%	FT-FTA	FT%	OFF	DEF	TOT	AVG	PF-FO	A	TO	BLK	STL	PTS	AVG
2019-20	Mem	31-31	872/28.1	152-312	.487	0-1	.000	73-111	.658	99	167	266	8.6	69-3	16	82	27	36	377	12.2
2020-21	Mem	19-18	580/30.5	107-225	.476	0-1	.000	54-86	.628	74	128	202	10.6	40-2	22	56	30	24	268	14.1
2021-22	USF	32-21	760/23.8	132-284	.465	0-1	.000	71-106	.670	90	137	227	7.1	80-0	12	58	26	28	335	10.5
<b>TOTAL FOR USF</b>		<b>32-21</b>	<b>760/23.8</b>	<b>132-284</b>	<b>.465</b>	<b>0-1</b>	<b>.000</b>	<b>71-106</b>	<b>.670</b>	<b>90</b>	<b>137</b>	<b>227</b>	<b>7.1</b>	<b>80-0</b>	<b>12</b>	<b>58</b>	<b>26</b>	<b>28</b>	<b>335</b>	<b>10.5</b>
<b>TOTAL</b>		<b>82-70</b>	<b>2212/27.0</b>	<b>391-821</b>	<b>.476</b>	<b>0-3</b>	<b>.000</b>	<b>198-303</b>	<b>.653</b>	<b>263</b>	<b>432</b>	<b>695</b>	<b>8.5</b>	<b>189-5</b>	<b>50</b>	<b>196</b>	<b>83</b>	<b>88</b>	<b>980</b>	<b>12.0</b>

**Single Game Highs**

Statistic	Value	
Points	23	vs Liberty 12/06/20, at Tulane 01/12/22
Rebounds	17	at Saint Louis 12/04/20, at East Carolina 02/27/22
Assists	2	10 times
Steals	6	vs Tulane 02/23/21
Blocks	4	at Cincinnati 01/20/21, vs Cincinnati 02/10/21, at Temple 03/04/21
FG Made	10	vs Cincinnati 01/08/20, at VCU 12/12/21
FG Attempts	17	at Saint Louis 12/04/20
3FG Attempts	1	vs UAB 12/08/19, at Houston 02/13/21, vs Temple 01/22/22
FT Made	9	vs UConn 01/14/20
FT Attempts	10	vs UConn 01/14/20



**South Fla. Women's Basketball  
Individual Career Summaries  
All games**

**MUNUNGA, Bethy**

SEASON	TEAM	GP-GS	MIN/AVG	Field Goals		3-Point		F-Throws		Rebounds				Scoring						
				FG-FGA	FG%	3FG-3FGA	3FG%	FT-FTA	FT%	OFF	DEF	TOT	AVG	PF-FO	A	TO	BLK	STL	PTS	AVG
2019-20	USF	29-27	759/26.2	109-218	.500	1-5	.200	49-69	.710	110	182	292	10.1	81-0	35	75	27	34	268	9.2
2020-21	USF	23-23	732/31.8	73-165	.442	6-22	.273	70-99	.707	101	196	297	12.9	79-4	29	61	25	27	222	9.7
2021-22	USF	32-31	1029/32.1	130-287	.453	6-29	.207	77-102	.755	111	259	370	11.6	82-2	64	73	35	47	343	10.7
<b>TOTAL</b>		<b>84-81</b>	<b>2520/30.0</b>	<b>312-670</b>	<b>.466</b>	<b>13-56</b>	<b>.232</b>	<b>196-270</b>	<b>.726</b>	<b>322</b>	<b>637</b>	<b>959</b>	<b>11.4</b>	<b>242-6</b>	<b>128</b>	<b>209</b>	<b>87</b>	<b>108</b>	<b>833</b>	<b>9.9</b>

**Single Game Highs**

Statistic	Value	
Points	26	at Tulane 01/12/22
Rebounds	23	vs Stanford 11/26/21
Assists	6	vs West Virginia 12/20/21
Steals	5	vs Tulane 02/20/21
Blocks	4	at Wichita St. 01/22/20
FG Made	8	at SMU 01/26/22, at Tulane 01/12/22
FG Attempts	15	vs Cincinnati 02/17/21
3FG Made	3	vs Baylor 12/01/20
3FG Attempts	4	vs UTRGV 11/09/21
FT Made	10	vs Tulane 02/20/21, at Tulane 01/12/22
FT Attempts	14	vs Tulane 02/20/21



**South Fla. Women's Basketball  
Individual Career Summaries  
All games**

**PINZAN, Elisa**

SEASON	TEAM	GP-GS	MIN/AVG	Field Goals		3-Point		F-Throws		Rebounds				Other				Scoring		
				FG-FGA	FG%	3FG-3FGA	3FG%	FT-FTA	FT%	OFF	DEF	TOT	AVG	PF-FO	A	TO	BLK	STL	PTS	AVG
2018-19	USF	31-15	762/24.6	40-153	.261	23-95	.242	36-44	.818	4	56	60	1.9	41-0	103	74	0	26	139	4.5
2019-20	USF	27-24	874/32.4	83-234	.355	48-132	.364	30-37	.811	6	72	78	2.9	21-1	121	83	1	28	244	9.0
2020-21	USF	23-23	815/35.5	75-237	.316	33-120	.275	53-64	.828	7	68	75	3.3	26-0	149	49	1	41	236	10.3
2021-22	USF	31-31	1058/34.1	86-234	.368	43-133	.323	63-79	.797	7	98	105	3.4	33-0	168	74	0	35	278	9.0
<b>TOTAL</b>		<b>112-93</b>	<b>3510/31.3</b>	<b>284-858</b>	<b>.331</b>	<b>147-480</b>	<b>.306</b>	<b>182-224</b>	<b>.813</b>	<b>24</b>	<b>294</b>	<b>318</b>	<b>2.8</b>	<b>121-1</b>	<b>541</b>	<b>280</b>	<b>2</b>	<b>130</b>	<b>897</b>	<b>8.0</b>

**Single Game Highs**

Statistic	Value	
Points	26	vs Oregon 11/22/21
Rebounds	11	vs Mississippi St. 12/05/20
Assists	14	vs Houston 01/09/21
Steals	6	at Tulane 01/13/21, vs Tulsa 02/13/21
Blocks	1	vs Notre Dame 11/30/19, vs Tulsa 02/13/21
FG Made	8	vs UCF 01/19/20, vs Wichita St. 02/22/22
FG Attempts	20	vs UConn 02/16/20
3FG Made	7	vs UCF 01/19/20
3FG Attempts	12	vs UCF 01/19/20
FT Made	9	at VCU 12/12/21
FT Attempts	10	at VCU 12/12/21





**South Fla. Women's Basketball  
Individual Career Summaries  
All games**

**TSINEKE, Elena**

SEASON	TEAM	GP-GS	MIN/AVG	Field Goals		3-Point		F-Throws		Rebounds				Other				Scoring		
				FG-FGA	FG%	3FG-3FGA	3FG%	FT-FTA	FT%	OFF	DEF	TOT	AVG	PF-FO	A	TO	BLK	STL	PTS	AVG
2019-20	USF	27-22	746/27.6	115-307	.375	44-138	.319	60-68	.882	17	36	53	2.0	63-2	44	77	8	18	334	12.4
2020-21	USF	21-17	506/24.1	105-272	.386	32-108	.296	43-49	.878	22	25	47	2.2	37-1	37	44	2	9	285	13.6
2021-22	USF	31-30	991/32.0	166-431	.385	27-95	.284	77-92	.837	65	45	110	3.5	66-1	72	83	6	23	436	14.1
<b>TOTAL</b>		<b>79-69</b>	<b>2244/28.4</b>	<b>386-1010</b>	<b>.382</b>	<b>103-341</b>	<b>.302</b>	<b>180-209</b>	<b>.861</b>	<b>104</b>	<b>106</b>	<b>210</b>	<b>2.7</b>	<b>166-4</b>	<b>153</b>	<b>204</b>	<b>16</b>	<b>50</b>	<b>1055</b>	<b>13.4</b>

**Single Game Highs**

Statistic	Value	
Points	31	vs Wichita St. 01/06/21
Rebounds	7	vs UConn 11/21/21, vs UCF 03/10/22, vs Houston 03/09/22
Assists	7	vs Jacksonville 11/28/20
Steals	4	vs Tulane 01/25/20, vs Ole Miss 12/21/21
Blocks	2	vs Stetson 12/13/20, at SMU 01/26/22
FG Made	11	vs Wichita St. 01/06/21
FG Attempts	24	vs NC State 03/23/21, vs Tulsa 01/19/22
3FG Made	5	vs Wichita St. 01/06/21
3FG Attempts	12	vs Notre Dame 11/30/19
FT Made	10	vs Temple 01/22/22
FT Attempts	12	vs Temple 01/22/22

**WEARY, Bella**

SEASON	TEAM	GP-GS	MIN/AVG	Field Goals		3-Point		F-Throws		Rebounds				Other				Scoring		
				FG-FGA	FG%	3FG-3FGA	3FG%	FT-FTA	FT%	OFF	DEF	TOT	AVG	PF-FO	A	TO	BLK	STL	PTS	AVG
2021-22	USF	8-0	24/3.0	1-5	.200	1-3	.333	0-0	.000	1	2	3	0.4	2-0	1	2	0	0	3	0.4
<b>TOTAL</b>		<b>8-0</b>	<b>24/3.0</b>	<b>1-5</b>	<b>.200</b>	<b>1-3</b>	<b>.333</b>	<b>0-0</b>	<b>.000</b>	<b>1</b>	<b>2</b>	<b>3</b>	<b>0.4</b>	<b>2-0</b>	<b>1</b>	<b>2</b>	<b>0</b>	<b>0</b>	<b>3</b>	<b>0.4</b>

**Single Game Highs**

Statistic	Value	
Points	3	vs Stetson 12/15/21
Rebounds	1	vs Syracuse 11/20/21, vs High Point 12/17/21, vs Jacksonville 12/29/21
Assists	1	vs Stetson 12/15/21
FG Made	1	vs Stetson 12/15/21
FG Attempts	2	vs Stetson 12/15/21
3FG Made	1	vs Stetson 12/15/21
3FG Attempts	1	vs Alabama St. 11/11/21, vs Stetson 12/15/21, vs High Point 12/17/21



**South Fla. Women's Basketball  
Individual Career Summaries  
All games**

**WILLIAMS, Patience**

				Field Goals		3-Point		F-Throws		Rebounds									Scoring	
SEASON	TEAM	GP-GS	MIN/AVG	FG-FGA	FG%	3FG-3FGA	3FG%	FT-FTA	FT%	OFF	DEF	TOT	AVG	PF-FO	A	TO	BLK	STL	PTS	AVG
2021-22	USF	16-1	68/4.3	6-15	.400	0-0	.000	0-1	.000	4	9	13	0.8	10-0	1	4	4	5	12	0.8
<b>TOTAL</b>		<b>16-1</b>	<b>68/4.3</b>	<b>6-15</b>	<b>.400</b>	<b>0-0</b>	<b>.000</b>	<b>0-1</b>	<b>.000</b>	<b>4</b>	<b>9</b>	<b>13</b>	<b>0.8</b>	<b>10-0</b>	<b>1</b>	<b>4</b>	<b>4</b>	<b>5</b>	<b>12</b>	<b>0.8</b>

**Single Game Highs**

Statistic	Value	
Points	4	vs Syracuse 11/20/21, vs Stetson 12/15/21
Rebounds	2	vs Stetson 12/15/21, at East Carolina 02/27/22, vs Houston 03/02/22
Assists	1	vs UTRGV 11/09/21
Steals	1	5 times
Blocks	1	4 times
FG Made	2	vs Syracuse 11/20/21, vs Stetson 12/15/21
FG Attempts	3	vs UTRGV 11/09/21
FT Attempts	1	vs Stetson 12/15/21

**WILSON, Aerial**

				Field Goals		3-Point		F-Throws		Rebounds									Scoring	
SEASON	TEAM	GP-GS	MIN/AVG	FG-FGA	FG%	3FG-3FGA	3FG%	FT-FTA	FT%	OFF	DEF	TOT	AVG	PF-FO	A	TO	BLK	STL	PTS	AVG
2019-20	Mem	31-30	863/27.8	42-128	.328	17-57	.298	14-23	.609	22	36	58	1.9	69-1	70	67	6	32	115	3.7
2020-21	Mem	19-19	647/34.1	29-111	.261	9-44	.205	17-24	.708	19	47	66	3.5	45-0	115	71	3	17	84	4.4
2021-22	USF	23-2	149/6.5	7-24	.292	5-15	.333	0-1	.000	3	7	10	0.4	11-0	13	13	1	7	19	0.8
<b>TOTAL FOR USF</b>		<b>23-2</b>	<b>149/6.5</b>	<b>7-24</b>	<b>.292</b>	<b>5-15</b>	<b>.333</b>	<b>0-1</b>	<b>.000</b>	<b>3</b>	<b>7</b>	<b>10</b>	<b>0.4</b>	<b>11-0</b>	<b>13</b>	<b>13</b>	<b>1</b>	<b>7</b>	<b>19</b>	<b>0.8</b>
<b>TOTAL</b>		<b>73-51</b>	<b>1659/22.7</b>	<b>78-263</b>	<b>.297</b>	<b>31-116</b>	<b>.267</b>	<b>31-48</b>	<b>.646</b>	<b>44</b>	<b>90</b>	<b>134</b>	<b>1.8</b>	<b>125-1</b>	<b>198</b>	<b>151</b>	<b>10</b>	<b>56</b>	<b>218</b>	<b>3.0</b>

**Single Game Highs**

Statistic	Value	
Points	10	at Saint Louis 12/04/20, at Cincinnati 01/20/21
Rebounds	9	vs Liberty 12/06/20
Assists	10	vs Houston 12/22/20, vs East Carolina 02/06/21
Steals	5	vs George Washington 11/17/19, at Tulsa 01/09/21
Blocks	1	10 times
FG Made	4	vs SMU 01/21/20, at Saint Louis 12/04/20, at Cincinnati 01/20/21
FG Attempts	11	vs Cincinnati 03/08/21
3FG Made	2	vs SMU 03/06/20
3FG Attempts	5	vs Cincinnati 03/08/21
FT Made	3	vs Liberty 12/06/20
FT Attempts	6	vs Tulane 02/04/20