



**2022-23 HURRICANES MEN'S
BASKETBALL**



COME FOR IT ALL

Come for the dishes, the dimes and the dunks.
 Come for the backdoor cuts, crossovers and constant coverage
 of all things ACC Basketball, all season long.
 Come for more than the game. **Come for it all.**



Join us @ACCNetwork



TABLE OF CONTENTS



UNIVERSITY OF MIAMI
Department of Athletics
5821 San Amaro Drive
Coral Gables, FL 33146

UNIVERSITY OF MIAMI MISSION STATEMENT

The University of Miami's mission is to educate and nurture students, to create knowledge, and to provide service to our community and beyond. Committed to excellence and proud of the diversity of our University family, we strive to develop future leaders of our nation and the world.

INTRODUCTION

University & Team Information	2
2022-23 Schedule	3
Roster	4
About the Hurricanes	5
University Administration	6
Senior Staff	7-11
Media Policies	12
Communications Contacts	13
Facilities	14

COACHES & STAFF

Head Coach Jim Larrañaga	16-25
Associate Head Coach Bill Courtney	26
Assistant Coach DJ Irving	27
Assistant Coach Kotie Kimble	28
Director of Basketball Operations Jeff Dyer	29
Basketball Staff	30-33
Support Staff	34

HURRICANES

Photo Roster	36-38
Favour Aire	39
Harlond Beverly	40-43
AJ Casey	44
Filippos Gkogkos	45-46
Bensley Joseph	47-48
Daniilo Jovanovich	49
Jordan Miller	50-54
Norchad Omier	55-59
Thomas Oosterbroek	60-61
Nijel Pack	62-66
Wooga Poplar	67-68
Jakai Robinson	69
Anthony Walker	70-73
Christian Watson	74
Isaiah Wong	75-79

2021-22 SEASON IN REVIEW

Game Results	82
Season Statistics	83
Extended & Per 40 Statistics	84
Overall & ACC Statistics Comparison	85
ACC Statistics	86
Non-Conference Statistics	87
Win/Loss Statistics	88-89
Home/Away/Neutral Statistics	90-92
NCAAT/ACCT/Postseason Statistics	93-95
Team Game-by-Game Comparison	96
Team Game-by-Game	97
Opponent Game-by-Game	98
Team Game Highs/Lows	99-100
Opponent Game Highs/Lows	101-102
Player Game-by-Game Highs	103-104
Player Game Highs	105-106
Opponent Player Game Highs	107-108

Category Leaders	109-111
Player Game-by-Game Pts-Reb-Ast	112-113
Top Individual Performances & Trends	114
Box Scores	115-124
ACC Season in Review	125-126
ACC Awards	127
ACC Individual Leaders	128-129
ACC Team Statistics	130-132

HISTORY

Year-by-Year Coaching Records	134-135
NCAA Tournament History	136
NCAA Tournament Teams	137-142
NIT History	143
NIT Teams	144-149
ACC Tournament History	150-151
BIG EAST Tournament History	152
NBA & ABA Drafts	153
Canes in the NBA	154-155
All-Americans	156
Honors	157-160
Miami vs. Ranked Opponents	161-164
Miami in the Polls & Ranked Matchups	165
Miami as an AP Top-25 Team	166-167
All-Time Letter Winners	168-169
UMSHoF Inductees	170
Team Captains & 1984-85 Practice Team	170
Miami Basketball History	171-180

RECORDS

Team Game & Season Records	182
Team ACC Game Records	183-185
Team Records by Half	186-187
Individual Game/Half/ACC Records	188-192
Freshman Game Records	193
Individual Season Records	194-198
Freshman Season Records	199
Individual Career Records	200-204
Opponent Team Game/Half Records	205-208
Opponent Individual Game/Half Records	209-211
NCAA Tournament Records	212-214
Opponent NCAA Tournament Records	215-216
NIT Records	217-219
Opponent NIT Records	220-221
ACC Tournament Records	222-224
Opponent ACC Tournament Records	225-226
Year-by-Year Team Stats	227-229
1,000 Points Club	230-232
Annual Leaders	233-235
100-Point Games	236-237
Overtime Games	238-239
Season Openers	240-241
Records by Month	241
Watsco Center Records	242
Home Attendance Figures	243-244

RESULTS

Regular-Season Tournaments/Events	246-248
Series Records	249-251
All-Time Series Results	252-269
Year-by-Year Results	270-295

CREDITS

Editing & Compilation	Alex Schwartz, Camron Ghorbi, Carter Owen past Miami communications staff members
Design	Leo Ramos, Kyle Stopperan
Photography	Eric Espada, Tessa Mortensen, JC Ridley, NBA

UNIVERSITY & TEAM INFORMATION

UNIVERSITY INFORMATION

Location.....	Coral Gables, Fla.
Enrollment.....	19,397
Founded.....	1925
Nickname.....	Hurricanes
Colors.....	Orange (PMS 1665), Green (PMS 3435) and White
President.....	Dr. Julio Frenk
Vice President / Director of Athletics.....	Dan Radakovich
Faculty Athletics Representative.....	Dr. Marvin Dawkins
Conference.....	Atlantic Coast Conference
Arena / Capacity.....	Watsco Center / 7,972
Ticket Office Phone.....	1-800-GO-CANES
Press Row Phone.....	305-284-2111
Website.....	MiamiHurricanes.com
Mailing Address..	5821 San Amaro Drive, Coral Gables, FL 33146
Flagship Radio Station.....	AM 560 Sports WQAM
Radio Play-by-Play.....	Joe Zagacki

ATHLETICS ADMINISTRATION

Vice President/Director of Athletics.....	Dan Radakovich
Sr. Deputy AD/SWA.....	Jennifer Strawley
Deputy AD.....	Jason Layton
Deputy AD.....	Craig Anderson
Exec. Associate AD/Business Operations.....	Matthew Small
Exec. Associate AD/Student-Athlete Development.....	Shirelle Jackson
Sr. Associate AD/Academic Services.....	David Wyman
Sr. Associate AD/Strategic Comms./Chief of Staff.....	Carter Toole
Sr. Associate AD/Development.....	Chris Cohen
Sr. Associate AD/Performance, Health & Wellness.....	Luis Feigenbaum
Associate AD/Academic Services.....	Demetreus Darden
Associate AD/Alumni Programs.....	Rick Remmert
Associate AD/Athletic Training.....	Vinny Scavo
Associate AD/Communications.....	Camron Ghorbi
Associate AD/Compliance & Eligibility.....	Dan Raben
Associate AD/Event Management & Champs.....	Tom Ponietowicz
Associate AD/Facilities & Capital Projects.....	Marcus Attles
Assistant AD/Academic Services.....	Jessica Lopez
Assistant AD/Academic Services.....	Stephanie Shuey
Assistant AD/Business Analytics.....	Alfred Vaca
Assistant AD/Business Operations.....	Josh Turner
Assistant AD/Communications.....	Megan Barnes
Assistant AD/Compliance.....	Sarah McFall
Assistant AD/Creative Services.....	Kyle Stopperan
Assistant AD/Digital & Brand Strategy.....	Tessa Mortensen
Assistant AD/Development.....	Jon Gombinski
Assistant AD/Development.....	Parker Poliakoff
Assistant AD/Production Services.....	Drew Thomas
Assistant AD/Student-Athlete Development.....	LaToya Farris
Assistant AD/Ticket Ops. & Annual Giving.....	Holdyn Halperin

PROGRAM HISTORY

First Year of Basketball.....	1926-27 (no team from 1971-85)
All-Time Record.....	1,098-811 (.575)
Under Coach Jim Larrañaga.....	226-141 (11 years)
ACC Record Under Larrañaga.....	105-96 (11 years)
All-Time ACC Record.....	148-165 (.473) (18 years)
ACC Regular Season Championships.....	1 / 2013
ACC Tournament Championships.....	1 / 2013
NCAA Appearances.....	11
1960, '98, '99, 2000, '02, '08, '13, '16, '17, '18, '22	
All-Time Record in NCAA Tournament.....	11-11
Last NCAA Postseason Finish.....	2022 Elite Eight
NIT Appearances.....	12
1961, '63, '64, '95, '97, '01, '05, '06, '09, '11, '12, '15	
All-Time Record in NIT.....	11-12
Last NIT Finish.....	2015 Runner-Up

2021-22 IN REVIEW

Overall Record.....	26-11
Home/Away/Neutral.....	10-5 / 10-2 / 6-4
ACC Record/Finish.....	14-6 / 4th
Letter Winners Returning/Lost.....	8 / 5
Starters Returning/Lost.....	2 / 3
Newcomers.....	6

COMMUNICATIONS

Director/Communications.....	Alex Schwartz
(Men's Basketball Contact)	
Office / Cell.....	305-284-3249 / 609-802-3674
E-Mail.....	alexschwartz@miami.edu
Sr. Associate AD/Strategic Communications.....	Carter Toole
Associate AD/Communications.....	Camron Ghorbi
Assistant AD/Communications.....	Megan Barnes
Assistant Director/Communications.....	Josh White
Assistant/Communications.....	Catherine Coffenberg
Senior Editor.....	Christy Cabrera Chirinos
Assistant AD/Digital & Brand Strategy.....	Tessa Mortensen
Assistant Director/Digital Strategy.....	Kylie Greenwell
Assistant/Digital Strategy.....	Jeffrey Uzzell
Assistant AD/Creative Services.....	Kyle Stopperan
Director/Brand Marketing.....	Leo Ramos
Senior Athletics Video Producer.....	John Cobb
Senior Athletics Video Producer.....	Patrick Shea

SOCIAL MEDIA ACCOUNTS

Basketball Twitter, Instagram & Facebook.....	@CanesHoops
Athletics Twitter, Instagram & Facebook.....	@MiamiHurricanes
Athletics YouTube.....	/CanesAllAccess
Jim Larrañaga.....	Twitter: @CanesCoachL
Dan Radakovich.....	Twitter: @DanRadakovich

2022-23 SCHEDULE

OCTOBER

SUN.	30	IUP (EXHIB.)	CORAL GABLES, FLA.	2 p.m.	ACCNX
------	----	--------------	--------------------	--------	-------

NOVEMBER

MON.	7	LAFAYETTE	CORAL GABLES, FLA.	7:30 p.m.	ACCNX
FRI.	11	UNC GREENSBORO	CORAL GABLES, FLA.	7 p.m.	ACCNX
TUE.	15	FLORIDA A&M	CORAL GABLES, FLA.	7 p.m.	ACCNX
Sat.	19	vs. Providence [^]	Uncasville, Conn.	4 p.m.	ESPNNews
Sun.	20	vs. Mayland/Saint Louis [^]	Uncasville, Conn.	1/3 p.m.	ESPN2/U
WED.	23	St. Francis Brooklyn	CORAL GABLES, FLA.	6:30 p.m.	ACCN
Sun.	27	at UCF	Orlando, Fla.	5 p.m.	ESPNU
WED.	30	RUTGERS+	CORAL GABLES, FLA.	7:15 p.m.	ESPN2/U

DECEMBER

Sun.	4	at Louisville*	Louisville, Ky.	1 p.m.	ACCN
WED.	7	CORNELL	CORAL GABLES, FLA.	7 p.m.	RSN
SAT.	10	NC STATE*	CORAL GABLES, FLA.	2 p.m.	RSN
SAT.	17	ST. FRANCIS (PA)	CORAL GABLES, FLA.	12 p.m.	RSN
TUE.	20	VIRGINIA*	CORAL GABLES, FLA.	8:30 p.m.	ACCN
WED.	28	VERMONT	CORAL GABLES, FLA.	8 p.m.	ACCN
Fri.	30	at Notre Dame*	Notre Dame, Ind.	TBD	TBD

JANUARY

Wed.	4	at Georgia Tech*	Atlanta, Ga.	7 p.m.	RSN
WED.	11	BOSTON COLLEGE*	CORAL GABLES, FLA.	7 p.m.	ESPN2/U
Sat.	14	at NC State*	Raleigh, N.C.	12 p.m.	RSN
MON.	16	SYRACUSE*	CORAL GABLES, FLA.	7 p.m.	ACCN
Sat.	21	at Duke*	Durham, N.C.	12 p.m.	ESPN
Tue.	24	at Florida State*	Tallahassee, Fla.	7 p.m.	ESPN2/U
Sat.	28	at Pittsburgh*	Pittsburgh, Pa.	4 p.m.	ESPNU
TUE.	31	VIRGINIA TECH*	CORAL GABLES, FLA.	7 p.m.	ESPNU

FEBRUARY

Sat.	4	at Clemson*	Clemson, S.C.	3 p.m.	ACCN
MON.	6	DUKE*	CORAL GABLES, FLA.	7 p.m.	ESPN
SAT.	11	LOUISVILLE*	CORAL GABLES, FLA.	7 p.m.	ACCN
Mon.	13	at North Carolina*	Chapel Hill, N.C.	7 p.m.	ESPN
SAT.	18	WAKE FOREST*	CORAL GABLES, FLA.	2 p.m.	RSN
Tue.	21	at Virginia Tech*	Blacksburg, Va.	7 p.m.	ESPN2/U/ACCN
SAT.	25	FLORIDA STATE*	CORAL GABLES, FLA.	2/4 p.m.	RSN

MARCH

TUE.	4	PITTSBURGH*	CORAL GABLES, FLA.	6 p.m.	ACCN
Tue.-Sat.	7-11	ACC Tournament	Greensboro, N.C.	TBD	TBD

Home game, played at the Watsco Center (Coral Gables, Fla.), in **BOLD CAPS**

* ACC game

[^] Naismith Memorial Basketball Hall of Fame Tip-Off Tournament (Uncasville, Conn.)

+ ACC/Big Ten Challenge (Coral Gables, Fla.)

All times Eastern and subject to change

2022-23 ROSTER

INTRODUCTION

NUMERICAL

No.	Name	Pos.	Ht.	Wt.	Yr.	Cl.	Hometown / Previous School
0	AJ Casey	F	6-9	213	1Yr	Fr.	Chicago, Ill. / Whitney Young
1	Anthony Walker	F	6-9	215	4Yr	Jr.	Baltimore, Md. / Brewster Academy (N.H.)
2	Isaiah Wong	G	6-4	184	4Yr	Jr.	Piscataway, N.J. / Monsignor Bonner (Pa.)
3	Christian Watson	G	6-7	209	1Yr	Fr.	Lanham, Md. / St. John's College HS (D.C.)
4	Bensley Joseph	G	6-2	207	2Yr	So.	Arlington, Mass. / Putnam Science Academy (Conn.)
5	Harlond Beverly	G	6-6	200	4Yr	Jr.	Detroit, Mich. / Montverde Academy (Fla.)
10	Filippos Gkogkos	G	6-4	200	4Yr	Jr.	Athens, Greece / International School of Bucharest (Romania)
11	Jordan Miller	G	6-7	195	5Yr	Sr.	Middleburg, Va. / George Mason / Loudoun Valley
12	Favour Aire	C	6-11	215	1Yr	Fr.	Ekpoma, Nigeria / Bishop McNamara (Md.)
13	Jakai Robinson	G	6-5	208	1Yr	RFr.	Ossining, N.Y. / Rock Creek Christian Academy (Md.)
15	Norchad Omier	F	6-7	248	3Yr	So.	Bluefields, Nicaragua / Arkansas State / Miami Prep (Fla.)
23	Danilo Jovanovich	F	6-8	219	1Yr	Fr.	Milwaukee, Wis. / Whitnall
24	Nijel Pack	G	6-0	184	3Yr	So.	Indianapolis, Ind. / Kansas State / Lawrence Central
32	Thomas Oosterbroek	F	6-8	215	2Yr	So.	Amsterdam, Netherlands / Brentwood School
55	Wooga Poplar	G	6-5	192	2Yr	So.	Philadelphia, Pa. / Math, Civics and Sciences Charter School

ALPHABETICAL

No.	Name	Pos.	Ht.	Wt.	Yr.	Cl.	Hometown / Previous School
12	Favour Aire	C	6-11	215	1Yr	Fr.	Ekpoma, Nigeria / Bishop McNamara (Md.)
5	Harlond Beverly	G	6-5	195	3Yr	So.	Detroit, Mich. / Montverde Academy (Fla.)
0	AJ Casey	F	6-9	213	1Yr	Fr.	Chicago, Ill. / Whitney Young
10	Filippos Gkogkos	G	6-3	195	3Yr	So.	Athens, Greece / International School of Bucharest (Romania)
4	Bensley Joseph	G	6-1	195	1Yr	Fr.	Arlington, Mass. / Putnam Science Academy (Conn.)
23	Danilo Jovanovich	F	6-8	219	1Yr	Fr.	Milwaukee, Wis. / Whitnall
11	Jordan Miller	G	6-7	195	4Yr	Jr.	Middleburg, Va. / George Mason / Loudoun Valley
15	Norchad Omier	F	6-7	248	3Yr	So.	Bluefields, Nicaragua / Arkansas State / Miami Prep (Fla.)
32	Thomas Oosterbroek	F	6-7	235	1Yr	Fr.	Amsterdam, Netherlands / Brentwood School
24	Nijel Pack	G	6-0	184	3Yr	So.	Indianapolis, Ind. / Kansas State / Lawrence Central
55	Wooga Poplar	G	6-5	195	1Yr	Fr.	Philadelphia, Pa. / Math, Civics and Sciences Charter School
13	Jakai Robinson	G	6-4	200	1Yr	Fr.	Ossining, N.Y. / Rock Creek Christian Academy (Md.)
1	Anthony Walker	F	6-9	215	3Yr	So.	Baltimore, Md. / Brewster Academy (N.H.)
3	Christian Watson	G	6-7	209	1Yr	Fr.	Lanham, Md. / St. John's College HS (D.C.)
2	Isaiah Wong	G	6-3	185	3Yr	So.	Piscataway, N.J. / Monsignor Bonner (Pa.)

STAFF

Head Coach: Jim Larrañaga, Providence '71, 12th season
Associate Head Coach: Bill Courtney, Bucknell '92, fourth season
Assistant Coach: DJ Irving, Boston University '14, second season
Assistant Coach: Kotie Kimble, Coastal Carolina '07, first season
Director of Operations: Jeff Dyer, Delaware '14, sixth season (second as DOBO)
Associate Director of Operations: Joe Gimbel, Temple '18, second season
Operations Specialist: Jimmy Polisi, Temple '20, first season
Strength & Conditioning Coach: Preston Greene, Clemson '99, first season
Athletic Trainer: Sam Johnson, Grand Valley State (Mich.) '14, second season
Physical Therapist: Tommy Otley, Asbury (Ky.) '17, first season

PRONUNCIATION GUIDE

Jim Larrañaga
Lare-Uh-NAY-Guh

Joe Gimbel
GIMM-Bull

Favour Aire
FAY-Vurr (like "Favor")
EYE-Ray

Filippos Gkogkos
Fill-EEP-Ose
GO-Gose

Danilo Jovanovich
DAH-NIh-Low
Yo-VAHN-Uh-Vich

Norchad Omier
Oh-OESTER

Thomas Oosterbroek
OAST-Uhr-Brook

Nijel Pack
NYE-Juhl (like "Nigel")

Wooga Poplar
WUH-Guh POP-Lurr

Jakai Robinson
Juh-KYE

ROSTER BY CLASS

Seniors (1)

Jordan Miller (5Yr)

Sophomores (5)

Bensley Joseph
 Norchad Omier (3Yr)
 Thomas Oosterbroek
 Nijel Pack (3Yr)
 Wooga Poplar

Juniors (4)

Harlond Beverly (4Yr)
 Filippos Gkogkos (4Yr)
 Anthony Walker (4Yr)
 Isaiah Wong (4Yr)

Freshmen (5)

Favour Aire
 AJ Casey
 Danilo Jovanovich
 Jakai Robinson (RFr)
 Christian Watson

ROSTER BY STATE

2 Maryland
 1 New York, Illinois,
 Indiana,
 Massachusetts,
 Michigan, New
 Jersey, Pennsylvania,
 Virginia, Wisconsin

ROSTER BY COUNTRY

11 United States
 1 Greece, Netherlands,
 Nicaragua, Nigeria

ABOUT THE 2022-23 HURRICANES

STARTERS RETURNING

Name	Ht.	Wt.	Yr.	Cl.	Pos.	GP-GS	PPG	RPG	APG
Jordan Miller	6-7	195	5Yr	Sr.	G	36-31	10.0	5.9	1.1
Isaiah Wong	6-4	184	4Yr	Jr.	G	37-36	15.3	4.3	2.0

OTHER RETURNERS

Name	Ht.	Wt.	Yr.	Cl.	Pos.	GP-GS	PPG	RPG	APG
Harlond Beverly	6-6	200	4Yr	Jr.	G	4-0	0.5	1.8	1.3
Filippos Gkogkos	6-4	200	4Yr	Jr.	G	6-0	0.0	0.2	0.0
Bensley Joseph	6-2	207	2Yr	So.	G	36-0	2.3	1.6	0.8
Thomas Oosterbroek	6-8	215	2Yr	So.	F	4-0	0.3	0.0	0.0
Wooga Poplar	6-5	192	2Yr	So.	G	34-0	2.3	1.4	0.3
Jakai Robinson	6-4	200	2Yr	RFr.	G	<i>redshirted</i>			

NEWCOMERS

Name	Ht.	Wt.	Yr.	Cl.	Pos.	GP-GS	PPG	RPG	APG
Favour Aire	6-11	215	1Yr	Fr.	C	<i>n/a</i>			
AJ Casey	6-9	213	1Yr	Fr.	F	<i>n/a</i>			
Danilo Jovanovich	6-8	219	1Yr	Fr.	F	<i>n/a</i>			
Norchad Omier	6-7	248	3Yr	So.	F	29-28	17.9	12.2	1.2
Nijel Pack	6-0	184	3Yr	So.	G	29-28	17.4	3.8	2.2
Christian Watson	6-7	209	1Yr	Fr.	G	<i>n/a</i>			

STARTERS LOST

Name	Cl.	Pos.	GP-GS	PPG	RPG	Reason
Kameron McGusty	RSr.	G	37-37	17.8	4.9	Graduation
Charlie Moore	RSr.	G	37-37	12.4	2.6	Graduation
Sam Waardenburg	RSr.	F	35-34	8.5	4.3	Graduation

OTHER LETTER WINNERS LOST

Name	Cl.	Pos.	GP-GS	PPG	RPG	Reason
Deng Gak	RJr.	F	26-4	0.9	0.7	Graduation
Rodney Miller Jr.	RSr.	C	18-4	1.5	0.6	Graduation



RETURNING PRODUCTION

Points
(46.5 percent; 1273 of 2736; 34.4 ppg)
 Isaiah Wong..... 15.3 ppg
 Jordan Miller..... 10.0 ppg
 Anthony Walker..... 4.9 ppg

Rebounds (excludes team rebounds)
(55.8 percent; 576 of 1,033; 15.6 rpg)
 Jordan Miller..... 5.9 rpg
 Isaiah Wong..... 4.3 rpg
 Anthony Walker..... 2.5 rpg

Assists
(34.5 percent; 181 of 524; 4.9 apg)
 Isaiah Wong..... 2.0 apg
 Joerdan Miller..... 1.1 apg
 Bensley Joseph..... 0.8 apg

Blocked Shots
(43.2 percent; 51 of 118; 1.4 bpg)
 Jordan Miller..... 0.6 bpg
 Anthony Walker..... 0.5 bpg
 Isaiah Wong..... 0.3 bpg

Steals
(47.0 percent; 154 of 328; 4.2 spg)
 Jordan Miller..... 1.8 spg
 Isaiah Wong..... 0.9 spg
 Anthony Walker..... 0.8 spg

Starts
(36.2 percent; 67 of 185)
 Isaiah Wong..... 36 gs
 Jordan Miller..... 31 gs
 Anthony Walker..... 2 gs

RETURNING LEADERS

Minutes
 Isaiah Wong..... 1,252 (33.8 mpg)

Points
 Isaiah Wong..... 566 (15.3 ppg)

Field Goals
 Isaiah Wong..... 207

Field Goal Pct.
 Jordan Miller..... 56.1%

3-Pointers
 Isaiah Wong..... 48

3-Point FG Pct. (min. 1 3PA per game)
 Bensley Joseph..... 39.5

Free Throws
 Isaiah Wong..... 104

Free Throw Pct. (min. 1 FTA per game)
 Isaiah Wong..... 74.8%

Rebounds
 Isaiah Wong..... 214 (5.9 rpg)

Assists
 Isaiah Wong..... 75 (2.0 apg)

Blocked Shots
 Jordan Miller..... 20 (0.6 bpg)

Steals
 Jordan Miller..... 63 (1.8 spg)

UNIVERSITY ADMINISTRATION

INTRODUCTION



DR. JULIO FRENK
UNIVERSITY PRESIDENT
UNIVERSIDAD NACIONAL AUTÓNOMA
DE MÉXICO, 1979

A fourth-generation physician whose paternal grandparents fled Germany in the early 1930s to build a new life in Mexico, Julio Frenk catalyzed his deep gratitude for the kindness of strangers into a lifelong mission to improve the health, education, and well-being of people around the world.

Dr. Frenk became the sixth president of the University of Miami in August of 2015. He also holds academic appointments as Professor of Public Health Sciences at the Leonard M. Miller School of Medicine and as Professor of Health Sector Management and Policy at the Business School.

Prior to joining the University of Miami, he was the dean for nearly seven years of the Harvard T.H. Chan School of Public Health and the T & G Angelopoulos Professor of Public Health and International Development, a joint appointment with the Harvard Kennedy School of Government.

Julio Frenk served as the Minister of Health of Mexico from 2000 to 2006. There he pursued an ambitious agenda to reform the nation's health system and introduced a program of comprehensive universal coverage, known as Seguro Popular, which expanded access to health care for more than 55 million previously uninsured Mexicans.

He was the founding director-general of the National Institute of Public Health in Mexico, one of the leading institutions of its kind in the developing world. He also served as executive director in charge of Evidence and Information for Policy at the World Health Organization and as senior fellow in the global health program of the Bill & Melinda Gates Foundation, among other leadership positions.

Dr. Frenk holds a medical degree from the National University of Mexico, as well as a master of public health and a joint Ph.D. in Medical Care Organization and in Sociology from the University of Michigan. He has received honorary degrees from ten universities. His scholarly production, which includes over 170 articles in academic journals, as well as many books and book chapters, has been cited around 19,000 times.

He is a member of the American Academy of Arts and Sciences, the U.S. National Academy of Medicine, and the National Academy of Medicine of Mexico. He serves on the boards of the United Nations Foundation and the Robert Wood Johnson Foundation. He has received numerous recognitions, including the Clinton Global Citizen Award for changing the way practitioners and policy makers across the world think about health, the Bouchet Medal for Outstanding Leadership presented by Yale University for promoting diversity in graduate education, and the Welch-Rose Award for Distinguished Service from the Association of Schools and Programs of Public Health. In 2017, he was elected as a member of El Colegio Nacional, one of the most prestigious groups of intellectuals, artists, writers, and scientists of Mexico.

Julio Frenk was born in Mexico City in December 1953. He is married to Dr. Felicia Knaul, a social sector economist, and has four children.

In summary, Dr. Julio Frenk has an extensive professional record spanning three decades and a career that has included leadership positions in all relevant aspects of public health and higher education: research, teaching, analysis of public policies, institution-building, international cooperation, and national public service. He has also been involved in various initiatives to reform higher education.



DR. MARVIN DAWKINS
FACULTY REPRESENTATIVE
EDWARD WATERS, 1970

Dr. Marvin Dawkins, a distinguished professor in the Department of Sociology at the University of Miami, is in his 11th year as the Faculty Athletics Representative. He was named to the post in April 2012, replacing Clyde McCoy after his 17 years of service in that role.

In his FAR post, Dawkins is responsible for ensuring the academic integrity of students participating in University athletic programs and helping to oversee institutional control of the Department of Athletics. The Faculty Athletics Representative serves as a liaison between the University and the athletic department. This individual is the University's voting delegate to the ACC and represents UM with the NCAA and ACC.

Dawkins received his doctorate from Florida State and completed his postdoctoral research fellowships at Howard University and The Johns Hopkins University. He previously served on the faculties of the University of Maryland, Old Dominion University and the University of Wisconsin-Parkside.

His research focuses on issues of race and social equity in such areas as education, career aspirations and mobility, substance abuse prevention, and sports.

He has published widely in these areas, including his most recent article titled "Race and Pathways to Power in the National Football League" (with Jomills H. Braddock and Erica Smith), which appears in *American Behavioral Scientist* (2012). He has published widely in these areas. Dr. Dawkins is coauthor (with Graham C. Kinloch) of the book, *African American Golfers During the Jim Crow Era* (Praeger, 2000). His most recent publications include "African American Golf Clubs in the Early Development of Black Golf" in *The Western Journal of Black Studies* (2018) and "Challenges to Title IX: A Critical Race Perspective" in *The Negro Educational Review* (2019). Dr. Dawkins serves as the University of Miami's Faculty Athletics Representative to the Atlantic Coast Conference (ACC) and the National Collegiate Athletic Association (NCAA). He served as ACC President for 2017/2018. Dr. Dawkins is also a member of the Museum Committee of the United States Golf Association (USGA).

SENIOR STAFF



DAN RADAKOVICH
VICE PRESIDENT /
DIRECTOR OF ATHLETICS
 IUP, 1980

Dan Radakovich was named the 14th Director of Athletics in University of Miami history on December 8, 2021, returning to his graduate school alma mater as one of the nation's most decorated and successful college athletics administrators.

Radakovich, who most recently served as Director of Athletics at Clemson for nine years, launched his career at UM in 1983 as the Hurricanes' athletic business manager, an experience which charted a course that has now spanned seven schools and 30-plus years as a visionary leader in all aspects of college athletics.

"This is a significant moment for the future of athletics at the University of Miami," University President Julio Frenk said upon Radakovich's hire. "Dan is one of the most highly regarded athletics directors in the country. He knows Miami well, from his time at the U and at Clemson, an ACC peer. His proven success, and the success that Dan has helped enable for student-athletes in the classroom and in competition, is reflective of our values. He has the experience, the relationships, and the passion it takes to ignite and sustain excellence—the very core of our bold vision for the future of Hurricanes Athletics."

In his first six months in Coral Gables, Radakovich has worked with campus leaders to chart an ambitious course for Miami Athletics with respect to facilities, sport sponsorship, fundraising and staff development. He has hired two new head coaches (golf, rowing) and extended the contracts of five others. He has worked closely with new football head coach Mario Cristobal to ramp up recruiting, evaluation, sports science and creative resources. He has presided over a department that produced its 84th individual national champion (diver Mia Vallée); its first men's basketball Elite Eight appearance; its first ACC Tournament final appearance for women's basketball; its fourth women's track and field ACC outdoor title; its highest season-ending women's tennis ranking since 2013; and the rowing team's first CRCA poll ranking in program history.

Miami was one of just two schools (along with North Carolina) this past season to have its football team qualify for a bowl game, its men's basketball team reach the Sweet 16 and its baseball team host a regional. In addition, UM was one of just three schools (along with Michigan and Tennessee) to have its teams advance to the postseason in football, men's basketball, baseball, women's basketball and women's volleyball.

Radakovich is the immediate past President of LEAD1, which represents athletic directors at the Division I level. He was named 2017 SportsBusiness Journal Athletic Director of the Year after being a finalist in 2015. In 2014, Radakovich was one of 13 people, including one of only five FBS Directors of Athletics, to be named to first College Football Playoff committee.

At Clemson, Radakovich oversaw the most successful stretch in Tigers football history as the program won two national championships (2016, 2018), six ACC titles and made six College Football Playoff appearances.

Radakovich continuously led the Tigers athletic department to high achievements, both on the field and in the classroom, while developing significant upgrades in finance and facilities.

Clemson set a school record in the NCAA's most recent Graduation Success Rate (GSR) report, posting a 95 percent score, which also tied for first in the ACC amongst public schools. Eight Tigers programs earned perfect scores. Clemson student-athletes recorded nine semesters with a 3.0 GPA or higher, including a record 3.57 GPA in the spring of 2020. Radakovich guided the department successfully throughout the pandemic, helping Clemson to reopen athletic operations, including safely

hosting 112,367 fans at Memorial Stadium in 2020, third most in the nation.

In 2020-21, Clemson had its best finish in the Leaflet Directors' Cup since 2007, finishing No. 36. Highlighting the athletic year, the football program claimed the ACC title and appeared in the College Football Playoff, the men's soccer program claimed the 2020 ACC championship, and the women's soccer program advanced to the Elite Eight. Additionally, Radakovich oversaw the development of the softball program at Clemson, which officially began in the spring of 2020. That program earned the ACC regular-season championship in 2021 and made its first trip to the NCAA Tournament. Clemson also made NCAA appearances in men's basketball, indoor and outdoor track & field and men's and women's golf.

During Radakovich's tenure, IPTAY, the school's fundraising arm, saw significant increases in contributions and he was instrumental along with the IPTAY Board of Directors in the Cornerstone Partner Program, which together has helped fund numerous investments in infrastructure and the student-athlete experience.

During the 2018-19 school year, Clemson won its second football national championship in three years, defeating Alabama 44-16. During the 2017-18 school year, Clemson became the first school in history to reach the College Football Playoff, advance to the Sweet 16 of the NCAA Men's Basketball Tournament and host a baseball regional in the same season.

Since 2013, Clemson received approvals for more than \$200 million in facility improvements and increased spending on direct student-athlete development programs, including nutrition, mental health and professional development, by \$2.4 million. His department increased overall revenue from \$69 million in fiscal year 2014 to a budgeted \$131 million in fiscal year 2020. Littlejohn Coliseum opened to rave reviews following a \$63 million renovation. The Allen N. Reeves Football Complex opened in 2017, setting the standard for football facilities around the country. The Nieri Family Student-Athlete Enrichment Center opened as a state-of-the-art facility for student-athlete development in the classroom and community. The development, rebranding and expansion of football's P.A.W. Journey highlighted a best-in-class approach to preparation for life after their Clemson football careers.

Prior to his arrival, Radakovich amassed a wealth of experience serving in significant athletic administrative roles at Georgia Tech, LSU, American, South Carolina, Long Beach State and UM.

Radakovich came to Clemson from Georgia Tech, where he served as Director of Athletics for six years (2006-12). Prior to his tenure at Georgia Tech, Radakovich worked as a Senior Associate Athletic Director at LSU from 2001-06. He had many responsibilities that dealt with the football program and worked closely with then-head coach Nick Saban, including the year the Tigers won the national title in 2003.

From 2000-01 Radakovich was Director of Athletics at American University. Between 1994 and 2000, he served as Chief Financial Officer at South Carolina. He gained experience on the West Coast from 1989-94, when he was a Senior Associate Athletic Director at Long Beach State. Radakovich worked at The U from 1983-85 as Athletics Business Manager.

Radakovich, a native of Aliquippa, Pa., is a 1980 graduate of Indiana (Pa.), where he earned a bachelor's degree in finance. He was also a football letterman and student coach with the Crimson Hawk program, and he was inducted into the school's athletic hall of fame in 2021. He previously was enshrined into the Beaver County Sports Hall of Fame in 2008 and was recognized as a distinguished alumnus from Indiana in 2009.

Radakovich and his wife, Marcie, have two sons, Christian, a 2012 Georgia Tech graduate, and Grant, a 2015 Mercer graduate who was a tight end on Clemson's 2016 national championship football team.

SENIOR STAFF



JENNIFER STRAWLEY
SENIOR DEPUTY AD
PENNSYLVANIA, 1998

Jennifer Strawley currently serves as the Senior Deputy Director of Athletics for the University of Miami, where she oversees all day-to-day operations of the department with all areas of the organization, outside of facilities and development reporting directly to Strawley. She works closely with the Director of Athletics on all department activities to ensure Miami is best positioned for success.

Currently serving as the department's second-in-command, Strawley works with the Director of Athletics, University leadership, and campus and community partners to support and advance the success of the Miami Hurricanes. She provides leadership for the administration of all of the 17 of Miami sports programs and the athletics senior administration.

Strawley, who served as Interim Director of Athletics from November 2021 through January 2022, is the sport administrator for football and women's basketball and also serves as the department's Senior Women Administrator.

Strawley has been at Miami since 2012 and played a key role in the hiring of several head coaches including current head coach Mario Cristobal. She was instrumental in the development of Miami's annual Celebration of Women's Athletics recognizing the achievements of Miami's female student-athletes while raising money to support women's athletics.

Actively engaged in intercollegiate athletics nationally, Strawley has served on various committees within the NCAA and the ACC including serving on the NCAA Women's Basketball Oversight Committee, the NCAA Championships Finance Review Working Group, the NCAA Football Recruiting Working Group and the NCAA Men's Basketball Non-Scholastic Working Group. In addition, Strawley has served on the ACC Board of Directors as the chair of the ACC Senior Women Administrator group, the ACC Television Committee, the ACC Equity Committee, the ACC Infractions and Sportsmanship Review Committee and the ACC

Football Schedulers Group. She also has served on the Board of Directors for Women's Leaders in College Sports and the Women's Basketball Coaches Association.

Prior to UM, Strawley concluded her second tour with the NCAA as the Director of Academic and Membership Affairs. In this role, Strawley was instrumental in providing leadership in the areas of academic governance and development of academic policy. Strawley served on the senior management team and was involved in a variety of other internal operations.

Strawley rejoined the NCAA after serving as the Associate Athletics Director for Intercollegiate Sport Programs and Senior Woman Administrator at Columbia University from 2007-10. While at Columbia, she oversaw numerous varsity sport programs including football and was the athletics program liaison for gender equity and diversity initiatives. Strawley was a member of the department's Executive Management Team.

Prior to her tenure at Columbia, Strawley was the Director of Membership Services and Student-Athlete Reinstatement at the NCAA. In this role, she provided oversight of the student-athlete reinstatement process and was instrumental in the implementation of the student first philosophy. Strawley served as a liaison to numerous NCAA committees and task

forces, including the NCAA Divisions I, II and III Student-Athlete Reinstatement Committees, the NCAA Olympic Sports Liaison Committee, and the working group appointed to review trends in initial eligibility.

Strawley first joined the NCAA in 1998 as an enforcement services intern. She is a 1998 graduate of the University of Pennsylvania where she earned her Bachelor of Arts degree in history. During her time at Pennsylvania, she was a two-year captain for the Quakers' softball team. She was inducted into the William Tennent High School Athletics Hall of Fame in January of 2014. Strawley was named the Women's Basketball Coaches' Association Administrator of the Year in 2021.



JASON LAYTON
DEPUTY AD
SAINT LEO, 1999

Jason Layton serves as the University of Miami Deputy Director of Athletics, a position he took over in August 2017. He initially joined Miami in December 2014 as the Senior Associate Athletics Director for Communications and Sales.

In his current position, Layton is responsible for managing the department's marketing, digital strategies, communications, ticket sales, ticket operations, client experience, video production and broadcast departments.

Additionally, Layton has oversight of all departmental licensing matters, Hurricane Global Partnerships and serves as the department ACC Network liaison.

Since his arrival, Miami has seen exceptional growth in ticket sales and video production services in both content and broadcast with ESPN and the newly formed ACC Network.

Under his watch, Miami has seen an increased level of season ticket sales in football and men's basketball. Under Layton's guidance, Miami saw an unprecedented growth in football attendance during the 2016 season, as the Hurricanes totaled 42,000 season ticket holders and averaged 58,572 fans per game – the 27th-highest total in the nation and leader among all Power Five schools in percentage increase on a year-to-year basis (23 percent).

In addition, Miami sold out its entire 2015-16 and 2016-17 men's basketball season ticket allotment, marking the first time in Hurricane Athletics history that a team has sold out its entire season ticket allotment in back-to-back seasons.

Layton also serves as the primary contact for ESPN with the recent launch of the ACC Network, first in digital format in August 2016 and building to the linear network in fall of 2019. Since 2015, Miami has produced over 200 live events on ESPN3/ ACC Network Extra – a figure that ranks near the top of all ACC schools.

Layton, a Florida native, arrived in Miami after spending the 2013 and 2014 seasons at Colorado State University where he served as the department's Senior Associate Athletics Director for Sales and Marketing. During his time in Fort Collins, Colo., Layton's ticket sales plans drove double-digit increases in football, volleyball, men's basketball and women's basketball revenue and tickets sold.

Before his arrival at Colorado State, Layton spent 13 years with the Tampa Bay Buccaneers. In his 13 years with the club, he handled a variety of responsibilities from sales, marketing,

SENIOR STAFF

ticketing and luxury suite operations to advertising, accounting, finance and purchasing. Layton began his career with the Buccaneers as a customer service representative in 1999 before elevating to the role of Senior Director of Business Administration in 2011. Layton received his bachelor's and master's degrees from Saint Leo University in Saint Leo, Fla.



CRAIG ANDERSON
DEPUTY AD
PITTSBURGH, 2005

Craig Anderson was promoted to Deputy Director of Athletics in June 2022 and in his current role has oversight of Compliance, Strength and Conditioning, Athletics Training, Sports Medicine, Nutrition, Mental Health and Name, Image and Likeness. In addition he serves as the sport administrator for the men's basketball and baseball programs.

Anderson joined the Hurricanes in March 2013 as the Associate Athletics Director for Compliance and was promoted to Sr. Associate Athletic Director for Compliance in 2015. Prior to coming to the University of Miami he previously served in similar Compliance roles at NC State, the University of Virginia and UNLV.

Anderson is actively involved in national governance activities and currently serves as the chair of the NCAA Division I Initial Eligibility Waivers Core-Course Subcommittee and also is the chair of the ACC Baseball Committee.

A native of Corning, NY, Anderson received his bachelor's degree in political science from the University of Pittsburgh where he worked in the Compliance Office for four years. He earned his master's degree in athletic administration from Marshall University. Craig and his wife, Sarah, have twins, Harrison and Harper.



MATTHEW SMALE
EXECUTIVE ASSOCIATE AD
BUSINESS OPERATIONS
MARYLAND, 2010

Matt Smale currently serves as Miami's Executive Associate Athletics Director of Business Operations.

Smale, who arrived to Coral Gables in July 2018 as the Assistant Athletics Director of Business Operations, plans, prepares and manages the department's operating budget, and oversees the daily operations of the business office. Smale serves as liaison to the university's budget and controller's offices, among other duties.

A Maryland native, Smale previously served as director of business operations for the University of Maryland's athletics department from September 2016 – July 2018. He spent nearly five years with Terrapins Athletics, beginning in November 2013 as an accountant before being promoted to assistant director of business operations in October 2015.

Smale spent more than two years at George Washington

University as a business/compliance assistant, and has previous experience at D. C. United and the Bowie Baysox.

A 2010 graduate from the University of Maryland's Robert H. Smith School of Business, Smale graduated with his MBA from the University of Baltimore in December 2017. Smale and his wife, Kelly, live in Miami.



SHIRELLE JACKSON
EXECUTIVE ASSOCIATE AD
STUDENT-ATHLETE DEVELOPMENT
BOWLING GREEN, 1994

Shirelle Jackson is the Executive Associate Athletic Director of Student-Athlete Development at the University of Miami. Jackson initially joined Miami as the director of student-athlete development in March 2014 and was promoted to assistant AD in July 2016. Jackson also oversees the Hurricanes' track and field and cross country programs.

Prior to joining the athletics department, Jackson spent the previous five years in various capacities in the College of Arts and Sciences at UM. In 2014, Jackson received the Department of Biology Excellence in Service Award, for her efforts with 800 + Biology majors.

Her initial position within athletics was a new role intended to enhance the athletic department's efforts to develop programming which will enhance the total development of our student-athletes. Under her vision and leadership that role has grown into an office with two full time staff members and year round programming and leadership opportunities for our student athlete population. Due to the high level of community outreach, in 2018, the Miami Hurricanes earned the NCAA Helper-Helper Division I Community Service National Championship Award.

In addition to community service & outreach efforts, Jackson has been a featured panelist & speaker for the Women In Sports Forum, 2016 and 2018. She also served in the same capacity for Women Leaders in College Sports (formerly NACWAA) during their Institute for Administrative Advancement, 2019. Jackson has been a member of Women Leaders in College Sports since 2000. She is a 2002 graduate of Women Leaders/HERS Institute for Administrative Advancement. In 2016, Jackson received the Women Leaders Nell Jackson Administrator of the Year Award for her efforts engaging student-athletes, department staff & campus partners with an inclusive environment.

Prior to arriving at UM, Shirelle was the director of athletic academic support services from 2005-08 at FIU, where she oversaw the management and operation of the school's academic support program for its 400 student-athletes. She also coordinated the academic and personal advising, class registration, tutors, study hall and study skills workshops. During her tenure at FIU, she saw her full-time staff increase from two to six and the student-athlete graduation rate improved by 16 percent.

She was the assistant director for student-athlete services for 11 months at Bowling Green State University in Bowling Green, Ohio. Her first athletics position was as assistant AD for student development from August 2002-July 2004 at Eastern Connecticut State.

Jackson was a two-year letter winner for the women's track and field team at Bowling Green. She received her bachelor's degree from Bowling Green in 1994 and her master's degree

in counseling from Central Connecticut State in 1998. She is currently a doctoral candidate in higher education leadership at Nova Southeastern in Davie.

She is married to Jason Jackson, who is the television host and courtside reporter for Miami HEAT telecasts on Sun Sports. The couple has two sons, Justin and Jordan.



DAVID WYMAN
SENIOR ASSOCIATE AD
ACADEMIC SERVICES
 FLORIDA A&M, 1994

"When you do the right things, the right things happen."

David Wyman has empowered over 2,500 student-athletes with his signature creed. Now in his 26th year, Wyman has advised and mentored a diverse population of student-athletes to become skilled professionals in many different careers.

Wyman is the Senior Associate Athletic Director for Academic Services at the University of Miami, a position he was promoted to in August 2017. Wyman is also the sport administrator for Miami's volleyball and Men's Tennis program.

He began his own career as an intern, and was quickly promoted to the full-time staff after working just two months in the academic services division. Wyman became the assistant director two years later, supervising the tutorial program and advising both the football and men's basketball teams. He was then promoted to associate director, taking on the responsibility of coordinating the NCAA eligibility certification for all 400 student-athletes.

Since 2004, Wyman has managed the Division of Athletic Academic Services, currently leading a staff of ten full-time professionals. Under his leadership, the department and sport programs have gained national recognition and honors for continued growth in both academic progress rates (APR) and graduation success.

A 2016 inductee to the Iron Arrow Honor Society, Wyman has helped guide the football team to a pair AFCA Academic Achievement Awards for graduating 100 percent of student-athletes in the freshman classes of 2002 and 2009. Under his leadership, the University of Miami Graduation Success Rate has been 90% or higher seven out of the last eight years.

Wyman is a 1994 graduate of Florida A&M with a bachelor's degree in accounting. He earned a master's degree in sports administration from St. Thomas University in 1995. Born in Staten Island, N.Y., he is married to Jewyll, and the couple has three daughters: Rebecca, Dominique and Sarah. Wyman has been a Big Brother in the Miami-Dade Big Brother/Big Sister Organization and is also a member of Omicron Delta Kappa, The National Leadership Honor Society and the National Association of Academic Advisors for Athletics.



CARTER TOOLE
SENIOR ASSOCIATE AD
STRATEGIC COMMUNICATIONS /
CHIEF OF STAFF
 NORTH CAROLINA, 1995

Carter Toole serves as the Senior Associate Athletic Director for Strategic Communications and the athletic department's Chief of Staff. He joined the Hurricanes as the Associate Athletic Director for Communications & Digital Strategy in 2016 and was promoted to Senior Associate Athletic Director in 2017 before assuming his current role in 2022.

Toole assists in the analysis and execution of department-wide initiatives, develops and manages benchmarks for all varsity sport programs, serves as the primary department writer for all athletic department communications, serves as the department liaison for campus-related communications matters and assists the Vice President/Director of Athletics and Senior Deputy Athletic Director with special projects. He also serves as the sport administrator for the swimming and diving and women's tennis programs. When he was Senior Associate Athletic Director of Communications & Digital Strategy, Miami's communications staff won its first two Football Writers Association of America Super 11 Awards in 2018 and 2021.

Toole previously co-owned a Nashville-based marketing agency, Wheelhouse Marketing Advisors, which was acquired by a local technology firm (Atiba) at the end of 2015. Before launching Wheelhouse he served as Vice President, Digital, at another Nashville firm, January & Associates.

Prior to entering the agency business, Toole worked in the National Football League for nine seasons with four teams. After public relations stints with the Green Bay Packers, Tennessee Titans and Tampa Bay Buccaneers, he joined the Houston Texans as the club's first Director of Internet Services & Publications. He was part of the Texans' communications staff that won the Pete Rozelle Award in 2004 as voted on by the Pro Football Writers Association of America. He also authored the book *Opening Night* on Houston's return to the NFL. Toole has worked eight Super Bowls as a member of the NFL's media relations staff.

Toole started his sports communications career in the media relations offices at Arizona State University and the University of North Carolina at Chapel Hill, where he earned his bachelor's degree in English.

A native of Alexandria, Va., Toole and his wife, Barbara, have two daughters.



CHRIS COHEN
SENIOR ASSOCIATE AD
DEVELOPMENT
 MIAMI, 1997, 2009

Chris Cohen is responsible for all development operations for UM Athletics, including campaign oversight, major giving, annual fund, donor stewardship, event hospitality and coordination with central university development efforts. Cohen is currently in his 20th year overall at Miami.

Cohen has been a part of every major athletics fundraising initiative at the University since 2000, including the Hurricane Club annual fund, construction of a new home arena for our men's

and women's basketball programs as well as both University-wide capital campaigns. During Cohen's tenure, he has solicited and secured gifts on over \$150 million in capital projects and facility improvements, including the Carol Soffer Indoor Practice Facility, Schwartz Center for Athletic Excellence, Watsco Center, Basketball Victory Fund, Alex Rodriguez Park, Hecht Athletic Center expansion and the Schiff Tennis Center.

Cohen is an original member of the Athletics fundraising team for the historic University-wide Momentum Campaign (2000-2008) that saw Miami as the first institution in the state of Florida to complete a \$1 billion capital campaign. During the Momentum Campaign, the Athletics team raised more than \$85 million, eclipsing a goal of \$68 million and also raised \$118 million toward the \$1.6 billion total for the Momentum2 Campaign completed in 2016.

Prior to working in the Hurricane Club, Cohen began his full-time career at UM Athletics in the ticket sales department where he was an account executive in one of college athletics' first outbound sales teams. Prior to UM Athletics, Cohen was a ticket sales associate for the Miami Heat.

Cohen is a two-time alumnus of the University of Miami, graduating with honors in 1997 with a bachelor's degree in business administration (majoring in sport management). Cohen went on to receive a master's degree in sport administration in 2009. He serves on the board of the University of Miami Sports Hall of Fame, is a published author and is an active guest lecturer in the Sport Administration department. Cohen is the current Chair of the ACC Development Directors group. He and his wife Gaby, have two children – son, Jake, and daughter, Sadie.



LUIS FEIGENBAUM
SENIOR ASSOCIATE AD
PERFORMANCE, HEALTH & WELLNESS
 MIAMI, 1998, 2000
 TEMPLE, 2011 (PHD)

Luis Feigenbaum was named Senior Associate Athletics Director for Performance, Health and Wellness in August 2018. He was promoted after serving as the UHealth Chief of Sports Physical Therapy. He is also the program director for the University of Miami Sports Physical Therapy Residency and a clinical assistant professor in the Department of Physical Therapy at the Miller School of Medicine.

Luis is a Board Certified Sports Clinical Specialist (2008) through the American Board of Physical Therapy Specialties, Certified and Licensed Athletic Trainer (2003) by National Athletic Trainers Association, and a Certified Strength and Conditioning Specialist (2000) by the National Strength and Conditioning Association, a Certified Blood Flow Restriction Therapy (2016) provider, and has completed a FIFA Diploma in Sports Medicine (2017).

He is a two-time graduate of the University of Miami, in 1998 earning his B.S. in Health Science and 2000 with a master's degree in Physical Therapy. He earned his Doctor of Physical Therapy in 2011 from Temple University.

A native of Miami, Feigenbaum and his wife, Jessica, also a two-time alumna of the University of Miami, have two daughters, Siena and Presley.



MEDIA POLICIES

INTRODUCTION

COVERING THE HURRICANES

Interview requests for men's basketball student-athletes and coaches must be submitted to Alex Schwartz (alexschwartz@miami.edu). Please provide at least 24 hours notice for interview requests.

The Miami communications staff will make every effort to schedule a time to accommodate those requests, based on time constraints, class schedules and other obligations.

MEDIA CREDENTIALS

Requests for working media and photo credentials should be submitted by sports editors or sports directors of accredited media outlets. During the 2022-23 season, Alex Schwartz will send out an email soliciting credential requests on a semi-weekly basis, dependent upon the dates of upcoming home games.

ACC COACHES CONFERENCE CALLS

Jim Larrañaga and the other 14 ACC head men's basketball coaches are scheduled for nine Zoom conference calls during the 2021-22 season. The first call is Jan. 9, 2022, and they will continue every Monday through Feb. 27. Each coach will have 10 minutes to make an opening statement and answer questions. Coaches that have a Monday night game will not take part in that day's call.

The ACC Office will send out each week's order of coaches prior to each call. The log-in info is available on request through ACC Communications. The conference calls will be available on the ACC's official website (theACC.com) each week.

LIVE BROADCASTS

It is not permissible for any non-rights holder to broadcast over the air, stream over the internet (audio or video), or transmit in any other way, any live event without the consent of the University of Miami Department of Athletics.

Live events include varsity contests, press conferences (including but not limited to weekly scheduled and postgame press conferences) and any other group media availability. Exceptions may be made for any major news-breaking event.

POSTGAME INTERVIEWS

Miami head coach Jim Larrañaga, student-athletes and the visiting head coach will meet with the media in-person in the Watsco Center press conference room after each game.

PRESS PARKING

Press parking passes are provided upon request on a limited basis. Please request your parking pass with your credential submission.

PHOTOGRAPHY

Miami follows NCAA and ACC rules regarding media representatives photographing games. Only properly credentialed photographers will be allowed in the designated photo areas of the Watsco Center as specified by the NCAA and ACC.

No photographers will be permitted to shoot from the sidelines unless specifically approved to do so. All photographers must remain in the Watsco Center's designated photo areas along the baselines. Photo credentials are subject to revocation by the Miami Athletics Communications office at any time.

ARCHIVING OF EVENT AUDIO/VIDEO

It is not permissible for any non-rights holder to post, place, broadcast, or make available in any other way, audio or video event content that exceeds three (3) minutes in length. Events are defined as varsity contests, press conferences and any other group media availability. Archiving may not begin until the conclusion of the entire event. It is not permissible to reuse or post any video produced and/or owned by the University of Miami Athletics without the consent of the university.

UNAUTHORIZED CREDENTIAL USE

Credentials will be issued to working media only. Media credentials are not transferable and use by anyone other than members of the working media is unauthorized. Media credentials used in an unauthorized manner will be revoked immediately. News organizations allowing unauthorized individuals to use credentials will have their credentials revoked for the remainder of the year.

OPPONENT COMMUNICATIONS CONTACTS

School	MBB SID	Phone	Email	Athletics Website	MBB Twitter
ACC	Andy Fledderjohann	(336) 369-1002	afledder@theacc.org	theacc.com	@acombb
Boston College	Mike Laprey	(617) 552-2193	laprey@bc.edu	bceagles.com	@BCMbb
UCF	Justin Wilson	(336) 660-8584	justwilson@athletics.ucf.edu	ucfknights.com	@UCF_MBB
Clemson	Ben Winterrowd	(864) 656-1985	winterr@clemson.edu	clemsonknights.com	@ClemsonMBB
Cornell	Jeremy Hartigan	(607) 255-9788	jh295@cornell.edu	cornellbigred.com	@CUBigRedHoops
Duke	Mike DeGeorge	(919) 668-1712	mvd8@duke.edu	goduke.com	@DukeMBB
Florida A&M	Josh Padilla	(813) 3001-538	joshua.padilla@famuc.edu	famuathletics.com	@FAMU_MBB
Florida State	Chuck Walsh	(850) 644-1077	cwalsh@fsu.edu	seminoles.com	@FSUHoops
Georgia Tech	Mike Stamus	(404) 894-5445	mstamus@athletics.gatech.edu	ramblinwreck.com	@GTMBB
Lafayette	Erik Oakley	(610) 330-3112	oakleye@lafayette.edu	goleopards.com	@LafayetteMBB
Louisville	Zach Greenwell	(502) 852-0112	zachg@GoCards.com	gocards.com	@LouisvilleMBB
Maryland	John Sinnett	(413) 687-2237	jsinnett@umd.edu	umterps.com	@TerrapinHoops
North Carolina	Steve Kirschner	(919) 962-7258	stevekirschner@unc.edu	goheels.com	@UNC_Basketball
UNC Greensboro	Denise Archetto	(401) 862-8913	d_archetto@uncg.edu	uncgspartans.com	@UNCGBasketball
NC State	Craig Hammel	(919) 746-9894	cwhamme2@ncsu.edu	gopack.com	@PackMensBball
Notre Dame	Josh Bates	(574) 310-9954	jbates2@nd.edu	und.com	@NDmbb
Pittsburgh	Matt Plizga	(412) 648-8240	mplizga@athletics.pitt.edu	pittsburghpanthers.com	@Pitt_MBB
Providence	Arthur Park	(401) 865-2759	aparks@providence.edu	friars.com	@PCFriarsmbb
Rutgers	Chris Corso	(631) 241-0112	ccorso@scarletknights.com	scarletknights.com	@RutgersMBB
St. Francis Brooklyn	John Wagoner	(718) 812-1785	jjwagoner@sfc.edu	sfcathletics.com	@sfbkmbb
St. Francis (PA)	Dave Musil	(814) 472-3128	dmusil@francis.edu	sfuathletics.com	@RedFlashMBB
Saint Louis	Brian Kunderman	(314) 977-3346	brian.kunderman@slu.edu	slubillikens.com	@SaintLouisMBB
Stetson	Mark Weaver	(386) 822-8937	mweaver3@stetson.edu	gohatters.com	@StetsonMBB
Syracuse	Pete Moore	(315) 443-2608	pimoore@syr.edu	cuse.com	@Cuse_MBB
Vermont	Ryan Manley	(802) 399-8390	rmanley@uvm.edu	uvmathletics.com	@UVMmbb
Virginia	Erich Bacher	(434) 982-5530	ebacher@virginia.edu	virginiaspports.com	@UVA/MensHoops
Virginia Tech	Brian Cox	(540) 250-0624	bcocx90@vt.edu	hokiesports.com	@HokiesMBB
Wake Forest	Lucy Berres	(336) 758-4261	berresl@wfu.edu	godeacs.com	@WakeMBB

MIAMI ATHLETICS COMMUNICATIONS



ALEX SCHWARTZ
Director (MBB Contact)
E: alexschwartz@miami.edu
C: (609) 802-3674
O: (305) 284-3249
T: @AlexJSchwartz



CARTER TOOLE
Senior Associate AD
E: carter.toole@miami.edu
C: (615) 598-8540
O: (305) 284-3245
T: @CanesCarter



CAMRON GHORBI
Associate AD
E: c.ghorbi@miami.edu
C: (786) 877-7329
O: (305) 284-3230
T: @CamronGhorbi



MEGAN BARNES
Assistant AD



JOSH WHITE
Assistant Director



CATHERINE COFFENBERG
Assistant



FACILITIES



WATSCO CENTER

The Watsco Center is a 200,000 square foot, 7,972-seat arena that is home to the University of Miami men's and women's basketball teams. It was called the BankUnited Center from 2005-16 and the UM Convocation Center from 2003-05.

Watsco, Inc., based in Miami, is traded on the NYSE and is the largest distributor of air conditioning, heating and refrigeration products, with annual sales approaching \$5 billion, 6,000 employees and over 600 locations throughout North America. Watsco has provided funding to the University since the 1990s through its 'Watsco Kids' program, providing children in the community free access to performance arts, sports and other events at the University.

The Canes opened the arena Jan. 4, 2003, with an overtime win over North Carolina. Since then, Miami has

won the ACC regular-season championship in the building and hosted NCAA women's basketball tournament games.

Since its opening, the arena has hosted a number of memorable events and sold-out shows, including Coldplay, DaBaby, Drake, The Fray, Green Day, Kodak Black, John Mayer and Lil Baby. It has also served as the setting for televised events and award shows such as the 2004 Presidential Debates, All Elite Wrestling, Billboard's Latin Music Awards, Premio Lo Nuestro, Premios Juventud, The X Factor and Unplugged featuring Ricky Martin and Thalia.

The venue has welcomed world-renowned figures and politicians, including His Holiness the Dalai Lama, a trio of former/fuere United States Presidents (Joe Biden, Bill Clinton and Barack Obama), former Secretary of State Hillary Clinton and late Senator John McCain.



FIELDHOUSE

The 29,000-square foot on-campus practice facility that is conveniently located adjacent to the Watsco Center opened in March 2009. The facility houses a pair of full-sized basketball courts with 14 baskets, as well as a multi-purpose room to host a variety of events. Miami basketball players have access to the secure facility 24 hours per day, allowing the Hurricanes court time at any

time throughout the year. UM players use the facility for both conditioning and practice sessions, as well as for individual workouts and pick-up games. The Fieldhouse was also honored for its sustainability components, earning the LEED Gold designation, established by the U.S. Green Building Council & verified by the Green Building Certification Institute.



COACHES & STAFF

Head Coach Jim Larrañaga	16-25
Associate Head Coach Bill Courtney	26
Assistant Coach DJ Irving	27
Assistant Coach Kotie Kimble	28
Director of Operations Jeff Dyer	29
Associate Director of Operations Joe Gimbel	30
Operations Specialist Jimmy Polisi	30
Strength & Conditioning Coach Preston Greene	31
Athletic Trainer Sam Johnson	32
Physical Therapist Tommy Otley	32
Additional Basketball Staff	33
Support Staff	34



JIM LARRAÑAGA

HEAD COACH | 12TH SEASON AT MIAMI (39TH OVERALL)

In his 11 seasons at the University of Miami, head coach Jim Larrañaga has led the Hurricanes to five NCAA Tournament appearances, including three trips to the Sweet 16 and the first Elite Eight berth in program history. He directed Miami to the ACC regular-season and tournament titles in 2012-13, a year he was named the Associated Press, Naismith, USBWA Henry Iba and Adolph Rupp National Coach of the Year. The winningest coach in program history, Larrañaga is a two-time ACC Coach of the Year, two-time USBWA District IV Coach of the Year and the 2013 NABC District II Coach of the Year.

Larrañaga, a UM Sports Hall of Fame 2023 inductee, has posted four 25-win seasons at UM – the only Miami coach to do so even once – and six in his career. He also has recorded seven 20-win campaigns at Miami and 13 in his career. In conference action, the Canes have won nine or more league games in seven of 11 seasons, while prior to Larrañaga's arrival, Miami had never won more than eight ACC games in a season. Larrañaga has helped the Canes to 24 postseason victories, including seven in the NCAA Tournament (five appearances), 12 in the ACC Tournament (11) and five in the NIT (two).

Miami's 62 total road wins in the past 11 seasons are fourth-most among ACC teams during Larrañaga's tenure and its 102 total victories away from home place fourth. During that same stretch, the Hurricanes are fifth in overall ACC wins (105), as well as tied for fourth in ACC road road victories (42). In the six years prior to Larrañaga's arrival, when the ACC had only 12 teams, Miami was tied for ninth in ACC victories (36) and won just 10 total ACC road games.

The Hurricanes have a combined 14 wins over Duke (seven) and North Carolina (seven) under Larrañaga, tied for the second-most of any team during his 11-year tenure, after going 4-31 versus those two programs before his arrival. Seven of those victories are by double digits and six are on the road, the former the most of any team during that stretch and the latter tied for the most. Miami's 27-point win over the Blue Devils on Jan. 23, 2013, is the third-largest ever against the AP No. 1 team in the nation. It is one 24 victories over a top-25 foe under Larrañaga, including 10—two of which came in 2021-22—versus a top-10 opponent.

Miami has seen unprecedented fan interest in the program under Larrañaga. In 2017-18, for the third straight season, Miami sold out its season-ticket allotment at the Watsco Center. The 2015-16 season marked the first time in Miami Hurricanes' history that any team sold out of season tickets.

Miami

During the most recent 2021-22 campaign, Larrañaga steered Miami to one of its finest seasons in program history despite being picked No. 12 in the ACC preseason poll. The Hurricanes went 26-11 overall, good for their third-most wins ever, and 14-6 in ACC play to place fourth in the league. Miami earned a No. 10 seed in the NCAA Tournament and, once there, rattled off three victories to advance to the Elite Eight for the first time in program history.

After defeating seventh-seeded and No. 21/22-ranked USC, 68-66, in the opening round, Miami throttled second-seeded and No. 8/7 ranked-Auburn, 79-61, to claim its fourth Sweet 16 berth and third in the past decade under Larrañaga. It then took down No. 11-seeded Iowa State, 70-56, to advance to the Regional Final, where it fell to top-seeded and third-ranked Kansas, the eventual NCAA champion.

Miami earned two top-10 wins away from home (at second-ranked Duke and against No. 8/7 Auburn) and beat two NCAA semifinalists in Duke and North Carolina, the latter by 28 points, on the way to finishing the season ranked No. 16 nationally. Larrañaga, who led the Hurricanes to a 16-6 mark away from home and a 10-2 ledger in true road games, set the program wins record with his 221st victory at The U on March 2, 2022, at Boston College, just weeks after a Feb. 9, 2022, triumph over Georgia Tech made him the first coach in NCAA history with 100 league wins at three DI schools and/or in three DI conferences. He guided Miami, which rallied to victory from a deficit of 13-plus points five times and from 18 down twice, to a +4.41 turnover margin that ranked eighth nationally and a 113.9 adjusted offensive efficiency that placed No. 19 in KenPom, the program's second-best mark since the turn of the century.

Kameron McGusty turned in one of the best years in program history, claiming First Team All-ACC, NABC First Team All-District 2, ACC All-Tournament First Team, NCAA Tournament All-Midwest Region and Senior CLASS Award finalist accolades. Isaiah Wong earned his second straight Third Team All-ACC plaudit, while Charlie Moore picked up ACC All-Defensive Team and All-ACC Honorable Mention recognition. After the season, Miami welcomed a second straight consensus top-25 recruiting class, this one with three top-150 recruits.

In the COVID-condensed 2020-21 season, Larrañaga's team led all Power Five schools in games missed due to injury with 113, severely hampering Miami's abilities and limiting the team to just six scholarship players for the final quarter of the year.

However, the Hurricanes still managed to record some notable wins, including rallying from an 18-point halftime deficit to defeat Purdue for the program's largest second-half comeback since the rebirth. Larrañaga logged his 665th victory with a triumph at NC State, passing John Wooden on the all-time wins list. The Hurricanes' run to the ACC Tournament quarterfinals included upsetting fifth-seeded Clemson to give Larrañaga his 200th win at Miami and make him 17th individual to reach that figure while at an ACC school. Miami also earned home victories over Duke and No. 16/18 Louisville, the latter behind 30 points from Isaiah Wong, who earned Third Team All-ACC recognition after the season.

The Hurricanes finished just one game under .500 in 2019-20, posting a 15-16 mark despite six different players missing a combined 47 games due to injury. Miami did not have double-digit scholarship players available at any point and played with fewer than nine in 11 outings, including with just six once. Junior Chris Lykes placed top-10 in the ACC in scoring for the second year in a row and earned all-league honorable mention status. The Hurricanes went 3-1 in overtime games, including winning at Virginia Tech in the first 3OT affair in program history. Miami also notched an 81-79 road win at Illinois, which ended the season in the top 25, to give Larrañaga his 650th victory.

Miami's four-year postseason streak came to an end in 2018-19 as it played much of the season with just seven healthy scholarship players. Five individuals averaged double digits in the scoring column, including sophomore Chris Lykes placing ninth in the ACC at 16.2 points per game. After the season, Miami had a player selected in the NBA Draft for the third year in a row, as Dewan Hernandez went No. 59 overall, joining Duke as the lone schools in the ACC with a player picked each year from 2017 to 2019.

Miami played in its fourth NCAA Tournament in the past six years in 2017-18, claiming a No. 6 seed in the South Region. The Hurricanes tied for third in the ACC and finished the season with a 22-10 mark, including an 11-7 record in conference play. The Canes were nationally ranked for 15 weeks, reaching as high as No. 6 in the polls.

Freshman Lonnie Walker IV was named Honorable Mention All-ACC, becoming the first freshman all-conference honoree in program history. He also was named to the ACC All-Freshman Team. Miami earned road wins over then-No. 12 Minnesota and then-No. 9 North Carolina, the fourth straight year and the sixth time in Larrañaga's seven seasons that the Canes defeated two or more top-15 teams.

The Hurricanes finished the 2016-17 season 21-12 overall and tied for seventh in the ACC, posting a 10-8 record in the league. Miami earned an at-large bid in the NCAA Tournament, claiming the No. 8 seed in the Midwest Region. Miami defeated three ranked teams, downing No. 9 North Carolina and No. 10 Duke in Coral Gables, as well as No. 18 Virginia on the road.

Nationally, the Canes were ranked No. 24 in scoring



HIGHLIGHTS AT MIAMI

Since the arrival of Larrañaga at Miami in 2011-12... (only includes teams while in the ACC)

- Miami (105) is one of five ACC teams with over 95 league wins, joining Virginia (149), Duke (144), North Carolina (136) and Florida State (117).
- Miami (34) has the co-fourth-most road wins in ACC play, behind only Virginia (66), Duke (62) and North Carolina (59), while tied with Florida State (42).
- Miami (63) has the sixth-most ACC home wins, trailing just Virginia (83), Duke (82), North Carolina (77), Florida State (75) and Clemson (65).
- Miami joins North Carolina (19), Duke (17) and Virginia (13) as the four teams with at least 12 ACC Tournament wins, while seven of the other 11 have six or fewer.
- Miami has posted an 14-18 combined record against Duke (7-8) and North Carolina (7-10), one of just three schools with 14-plus wins against that pair.
- Miami has the most lopsided win over Duke (27 points), the co-third-most (28) and fifth-most lopsided victory (26) over North Carolina (26) and co-sixth-most lopsided triumph over Florida State (24) of any team.
- Miami has won at Cameron Indoor Stadium thrice, dealt Duke two of its nine overall (seven ACC) losses by 16-plus points and twice scored 90 points against Duke. Miami has also handed Duke two of its last five regular season losses by at least 16 points: 27 (90-63) on Jan. 23, 2013, at home and 16 (90-74) on Jan. 13, 2015, on the road.
- All but three departed seniors (34 of 37) have earned a degree from Miami, with all 32 undergraduates from that group receiving a bachelor's degree.

In five years (2006-11) before Larrañaga's arrival...

- Miami tied for the 10th-most ACC victories with 29.
- Miami ranked seventh in the ACC with 95 total wins.
- Miami was 1-14 combined against Duke and North Carolina, including 0-6 on the road.



defense (64.1). Among conference teams, Miami was second in scoring defense, second in fewest fouls (15.6/g) and third in rebounding margin (+4.0).

Senior Davon Reed was the recipient of the 2017 Skip Prosser Award, presented annually to the top scholar-athlete in ACC men's basketball. Reed earned his degree in sports administration and double minors in communications and marketing. A 1,000-point scorer (1,343) at Miami, Reed was also named third team All-ACC and was listed on the ACC's All-Defensive Team.

Freshman guard Bruce Brown Jr., recorded a triple-double with 11 points, 11 rebounds and 10 assists against South Carolina State on Dec. 6, which was the second triple-double in program history at Miami. Brown was named to the All-ACC Academic Team.

The 2016-17 campaign was filled with career milestones for Larrañaga. He recorded his 600th career victory on Jan. 14 at Pitt, making him one of five ACC coaches with at least 600 wins. Larrañaga also coached his 1,000th career game on Feb. 1 against Florida State. Miami's victory against Georgia Tech was Larrañaga's 200th career game at UM, and with a 78-67 win over Columbia on Dec. 28, 2016, the University of Miami men's basketball program earned its 1,000th program victory.

In back-to-back seasons, Larrañaga and his staff signed the top recruiting class in program history. For the 2017-18 campaign, the staff inked three ESPN Top 100 players in McDonald's All-American and Jordan Brand Classic All-American guard Lonnie Walker (No. 13), guard Chris Lykes (48) and forward Deng Gak (94) as well as New Zealander Sam Waardenburg.

In 2016 the staff signed McDonald's All-American Dewan Hueell, Jordan Brand Classic All-American Bruce Brown Jr., Australian standout Dejan Vasiljevic and Rodney Miller from national powerhouse Oak Hill Academy (Va.). The group was named one of the top 2016 classes in the country, with 247Sports ranking the class No. 9, Scout at No. 10, ESPN at No. 13 and Rivals at No. 13.

The 2015-16 Hurricanes played their way into the NCAA Tournament's Sweet 16 for the second time in four seasons, and just the third time in school history. Miami ended the season ranked No. 10 by the Associated Press and No. 8 in the USA Today Coaches Poll. The Canes were ranked in the polls a school-record 18 straight weeks and ranked in the top 15 for a school-record 14 weeks.

Miami's 27 wins were the second-most victories in school history, behind 29 in the 2012-13 season. The Hurricanes finished 13-5 in ACC action, tied for second place in the league and posted a perfect 9-0 mark at home in conference play. During the campaign, UM defeated five ranked teams: No. 3 Virginia, No. 11 Louisville, No. 16 Utah, No. 22/20 Butler and No. 24/20 Duke, with back-to-back wins over Virginia and Louisville.

Larrañaga was recognized as the 2015-16 USBWA District IV Coach of the Year and ACC Coach of the Year,

while Sheldon McClellan was named to the USBWA All-District Team and three players – McClellan, Tonye Jekiri and Angel Rodriguez – were named All-ACC. Jekiri was also on the ACC Defensive Team and Davon Reed was honored on the All-ACC Academic Team. All four seniors from the squad graduated from the University of Miami.

In 2014-15 Larrañaga led the Hurricanes to the championship game of the NIT, coaching in his home state of New York. It was Larrañaga's first time competing as a head coach in Madison Square Garden and Miami's first time playing in the month of April. The Hurricanes' 25-13 record marked the second-most victories at the school, behind UM's 29 in 2012-13 and Larrañaga's fourth 25-win season as a head coach. In January, the Canes downed eventual national champion then-No. 4 Duke, 90-74, at Cameron Indoor Stadium, the only team to defeat Duke at home this season. Miami also defeated No. 8/7 Florida and Syracuse on their home courts, two of Miami's 10 regular-season wins away from home. The Canes ranked 13th in the country in turnovers per game (10.1) and were 22nd in the nation with a 74.6 percent clip at the free throw line. Miami finished the season sixth in the ACC after being projected to finish 10th. Junior forward Tonye Jekiri was named to the All-ACC Defensive Team and third in voting for ACC Most Improved Player, and along with classmates Sheldon McClellan and Angel Rodriguez, all three were honorable mentions to the All-ACC team.

Returning just 13 percent of the team's scoring, 15 percent of rebounding and no starters from the championship season, Larrañaga led the 2013-14 Hurricanes to a 17-16 record with a 10th-place, 7-11 mark in the ACC. After starting the year No. 175 in field goal defense, the Canes ended the year No. 39 in the NCAA in the category. The Canes sent five games to overtime, played 13 games that were decided by five points or fewer and won five of its last eight games to post UM's seventh-straight winning season. Five more seniors graduated under Larrañaga's watch, with the sixth senior earning both his bachelor's and master's degrees the next spring.

In 2012-13, Larrañaga helped Miami to a No. 2 national ranking by both the AP and USA TODAY and a No. 2 seed in the NCAA tournament. At the time, he was the 10th coach in the last 10 years to lead two top-10 programs, as Miami was No. 2 on Feb. 18, 2013, and George Mason was No. 8 in the final Top 25 poll in 2006.

Larrañaga directed the Canes to a 27-point win over No. 1 Duke and three other 20-plus point wins over ACC opponents that season, including North Carolina (+26), Florida State (+24) and Boston College (+22). UM's 29 overall and 15 ACC wins in 2012-13 stand as program-bests, as was the 14-game winning streak and 13-0 start in conference play. Other program firsts included defeating all three teams in the North Carolina Triangle in the same season, beating a trio of teams in the Top 20 since joining the ACC and hosting five home sellouts at the BankUnited Center.

Individually, Shane Larkin earned the ACC Player

of the Year and Lute Olson National Player of the Year awards, as well as All-American status and finalist nods for the Bob Cousy, John Wooden and James Naismith player of the year honors before declaring early for the 2013 NBA Draft. Larkin was also the ACC Tournament MVP, on the ACC All-Defensive Team and a Defensive All-American. Durand Scott was the ACC Defensive Player of the Year, three players – Larkin, Scott and Kenny Kadji – were listed on all-conference teams and four were on the ACC All-Tournament Team – Larkin, Scott, Julian Gamble and Trey McKinney Jones.

All six seniors on the Sweet 16 team earned degrees from the University of Miami and one player was listed on the All-ACC Academic Team.

In Larrañaga's first year at Miami in 2011-12, the Canes earned an NIT bid and posted a 20-13 record, making Larrañaga the first Miami head coach to record 20 wins in his inaugural season in Coral Gables.

Under the new coaching staff, UM won nine games in conference play, the first time Miami posted a winning record in ACC play since joining the conference for the 2004-05 season. The Canes tied for fourth in the ACC, another program-best accomplishment.

On Feb. 5, 2012, Larrañaga did what no other hoops coach at Miami had done when he took the Canes into Cameron Indoor Stadium and defeated No. 7 Duke. The Canes downed the Blue Devils 78-74 in overtime that afternoon, led by 27 points and 12 rebounds from Reggie Johnson, and received votes in the next AP Poll for the first time since 2010. Gaining momentum, Miami then beat No. 15 Florida State at home in front of a packed house, UM's first win over FSU since 2009.

Three players earned postseason recognition in Larrañaga's first season, as Kenny Kadji was selected to the All-ACC Third Team, Durand Scott was voted an honorable mention performer and Shane Larkin earned a spot on the ACC All-Freshman Team.

George Mason

Larrañaga came to Miami after serving as the head coach at George Mason for 14 seasons. He guided the program to five NCAA Tournament appearances (1999, 2001, 2006, 2008, 2011), including an unprecedented run to the 2006 Final Four that captured the nation's attention, as the Patriots defeated Michigan State, North Carolina, Wichita State and UConn along the way. Following that run, Larrañaga was selected the 2006 Clair Bee National Coach of the Year.

Larrañaga built the GMU Patriots' program into a perennial contender in the highly-regarded Colonial Athletic Association, winning more games than any other coach in program and conference history (273) en route to three conference titles (1999, 2001, 2008).

A two-time CAA Coach of the Year honoree, Larrañaga earned the accolade in 2011, leading the Patriots to a 27-7 overall record and 16-2 conference mark, including the CAA regular-season title and their fifth NCAA Tournament appearance under his leadership. Seeded a program-best eighth in the NCAA

Tournament, George Mason rallied from a double-digit deficit to defeat ninth-seeded Villanova, 61-57, before falling to overall No. 1 seed Ohio State in the round of 32.

Larrañaga's George Mason teams were known for their offensive efficiency and a frenetic defense dubbed the "Scramble." In Larrañaga's last season at George Mason, his Patriots, who were ranked 24th in the final RPI, finished the season 11th in the nation in three-point field goal percentage (39.5), 18th in scoring margin (10.3), 22nd in turnovers (11.1), 26th in assist-to-turnover ratio (1.28) and 37th in scoring defense (62.5). During its 16-game win streak – which catapulted Mason to No. 25 in the ESPN/USA Today Coaches Poll on Feb. 28 – all but four victories came by a double-digit margin.

Larrañaga became Mason's all-time leader in men's basketball victories with his 131st win on January 22, 2005, with a 77-58 triumph at James Madison. He became the CAA's all-time leader in wins on February 4, 2006, when the Patriots defeated UNC Wilmington. His Mason teams went 182-89 in CAA play.

In 2006, Larrañaga became the first coach at a mid-major school to take his team to the Final Four in 27 years and earned the CAA's first NCAA tournament at-large berth in 20 years. Along the way, he led Mason to a school record in wins, its first-ever national ranking, its first-ever appearance in the Top 10 and its first wins over Top 10 teams.

The Patriots finished the year with a 27-8 record and a No. 8 ranking in the final USA Today/ESPN Coaches Poll. Earlier that season, Mason cracked the polls at No. 25, but NCAA tournament wins over Michigan State, No. 10 North Carolina, Wichita State and No. 2 Connecticut vaulted Mason up the poll and into the national conscience while making Larrañaga a household name.

After going 9-18 in his first year with the Patriots in 1997-98, Larrañaga guided the 1999 Patriots' squad to a 19-11 overall record and a 13-3 CAA mark. That season, he earned his first Coach of the Year accolades in the CAA and NABC District 4 after making a 10-game improvement and leading the program to its first-ever conference regular-season championship, its second CAA Tournament title and first NCAA Tournament appearance since 1989.

The Patriots followed that with another 19-11 overall mark in 1999-2000, tying for first place in the CAA at 12-4 and earning the top seed in the conference tournament. In 2000-01, the Patriots finished 18-12 overall and 11-5 in the CAA, good for a tie for second place, and they won the CAA Tournament title and advanced to the NCAA Tournament for the second time in three years. The Patriots produced another solid campaign with a 19-10 overall record (13-5 in the CAA) and an NIT berth in 2001-02. Mason's 2002-03 roster was hampered by injuries, but managed to pull together a 16-12 record (11-7 in the CAA) and a fourth-place CAA finish.

In 2003-04, Larrañaga led the Patriots to a 7-2 non-conference record and a school-record 23-win season



as Mason finished 23-10 on the year, its first 20-or-more win campaign in 14 years. Gaining an NIT berth (the Patriots' fourth postseason appearance in six years), Larrañaga led Mason to two consecutive postseason victories for the first time in school history.

Under Larrañaga, the Patriots won three CAA titles including the 2008 championship when Mason went 23-11. In his final four seasons, the Patriots appeared in the postseason all four years for the first time in Mason history, advancing to the NCAA Tournament in 2008, the NIT in 2009, the CollegeInsider.com Postseason Tournament in 2010 and again in the NCAA Tournament in 2011.

Bowling Green

The native of Bronx, N.Y., previously served as the head coach at Bowling Green for 11 seasons (1986-1997) and at Division II American International for two seasons (1977-79).

At Bowling Green, he made an immediate impact in his first season. In 1986-87, the Falcons were the nation's most improved team under a first-year head coach that took over a program with a losing record, posting a 15-14 record for an eight-game improvement over the previous season. Larrañaga went on to record a 170-144 mark in 11 years at Bowling Green, earning 1997 Mid-American Conference Coach of the Year honors after leading Bowling Green to a 22-10 record, a conference regular season co-championship and a berth in the NIT. The 22 victories were the most by a Bowling Green team in 47 years and the 13 conference wins were the second-highest total in BGSU history.

Larrañaga's 170 victories at Bowling Green ranked second all-time on the Falcons' coaching list and he was only the second coach to record consecutive postseason appearances. Larrañaga led his squad to NIT berths in 1990 (18-11) and again in 1991 (17-13), the first time the Falcons enjoyed back-to-back postseason appearances since the early '60s. Bowling Green won better than 60 percent of its games in Larrañaga's last four years, recording a 70-44 mark during that stretch. The Falcons finished fourth or better in the MAC in five of Larrañaga's 11 seasons and he is among the winningest coaches in MAC history.

American International

Larrañaga received his first head coaching position in 1977 when he was named to the post at American International, a Division II program in Springfield, Mass. Taking over a team that had suffered through five consecutive losing seasons prior to his arrival,

Larrañaga turned AIC into a winning program in his first year and compiled a 28-25 mark in two seasons.

Providence

A 1971 graduate of Providence College with a degree in economics, Larrañaga was a four-year letterman for the Friars. As the team captain in his senior season, he led Providence to a 20-8 record and an NIT appearance. He graduated as the school's fifth all-time leading scorer with 1,258 points and was selected in the sixth round of the draft by the Detroit Pistons of the National Basketball Association. He was the team's top scorer as a sophomore and junior and was named New England's Division I Sophomore of the Year in 1969. He was inducted into the Providence College Hall of Fame in 1991.

As An Assistant Coach

Larrañaga's first coaching opportunity came at Davidson College from 1971-76, serving as an assistant coach to Terry Holland. Davidson captured three Southern Conference regular-season championships and an NIT berth in his five years there, and he compiled a 47-12 record doubling as the freshman team coach. In 1976, he left Davidson and spent one season as player-coach for the Geronimo Basketball Club in Belgium.

After his two-year stint at American International, Larrañaga was reunited with Holland at the University of Virginia in April 1979. An assistant coach under Holland at UVA for seven seasons from 1979-86, he helped the Cavaliers reach the NCAA Final Four on two occasions (1981 and 1984), finish in the top five of the AP and UPI polls and average more than 24 victories per season. The Cavaliers were 169-62, won three regular-season Atlantic Coast Conference championships and made four NCAA Tournament appearances in that span. Virginia also made a pair of NIT appearances, winning the NIT Championship in 1980. Larrañaga was on the staff during the careers of three-time National Player of the Year Ralph Sampson and NBA first-round draft choice Olden Polynice.

Personal

Larrañaga, 73, and his wife, Liz, have two sons and four grandchildren. Their son Jay played for his father at Bowling Green, was the head coach of the NBDL's Erie Bayhawks, and is now an assistant coach with the Boston Celtics. Jon was a member of his father's George Mason teams from 1999-2003, earning first team Academic All-America honors for NCAA Division I-AAA schools.

THE LARRAÑAGA FILE

COACHING EXPERIENCE

Head Coach

2011-present	Miami
1997-2011	George Mason
1986-97	Bowling Green
1977-79	American International

Assistant Coach

1979-86	Virginia
1971-76	Davidson

Player/Coach

1977	Geronemo Basketball Club (Belgium)
------	------------------------------------

Years	Team	Record	W/L Pct.
2 years	American International	27-26	.509
11 years	Bowling Green	170-144	.541
14 years	George Mason	273-164	.625
11 years	Miami	22-130	.606
38 years		696-475	.594

NCAA APPEARANCES

1999 - George Mason	1990 - Bowling Green
2001 - George Mason	1991 - Bowling Green
2006 - George Mason (Final Four)	1997 - Bowling Green
2008 - George Mason	2002 - George Mason
2011 - George Mason (Round of 32)	2004 - George Mason
2013 - Miami (Sweet 16)	2009 - George Mason
2016 - Miami (Sweet 16)	2012 - Miami
2017 - Miami	2015 - Miami (Final)
2018 - Miami	
2022 - Miami (Elite Eight)	

NIT APPEARANCES

1990 - Bowling Green
1991 - Bowling Green
1997 - Bowling Green
2002 - George Mason
2004 - George Mason
2009 - George Mason
2012 - Miami
2015 - Miami (Final)

CIT APPEARANCES

2010 - George Mason

PLAYING CAREER

Geronemo Basketball Club (Belgium) 1976-77
 Drafted: 6th round of 1971 NBA Draft by Detroit Pistons
 Providence College, 1967-71
 Archbishop Molloy, 1963-67

COACHING HONORS

- AP, Naismith, USBWA Henry Iba, Rupp National Coach of the Year, 2013
- NABC District 2 Coach of the Year, 2013
- USBWA District IV Coach of the Year, 2013, 2016
- Clair Bee National Coach of the Year, 2006
- ACC Coach of the Year, 2013, 2016
- CAA Coach of the Year, 1999, 2011
- MAC Coach of the Year, 1997
- Ten NCAA Tournament appearances
 1999, 2001, 2006, 2008, 2011, 2013, 2016, 2017, 2018, 2022
- Eight postseason NIT appearances
 1990, 1991, 1997, 2002, 2004, 2009, 2012, 2015
- One CIT appearance (2010)
- 12 20-win seasons (six at Miami)
- Six 25-win seasons (four at Miami)

ENTERING THE 2022-23 SEASON

- No. 9 on NCAA's list of winningest active DI coaches
- No. 34 on NCAA's list of all-time winningest coaches (min. 10 years DI experience)
- No. 13 on ACC's list of all-time winningest coaches

(third among active coaches)

- Only coach in NCAA history with 100-plus conference wins at three DI schools and/or in three DI leagues
- One of three coaches in NCAA history with 150-plus wins at three DI schools

PERSONAL

Hometown: Bronx, N.Y.

Born: Oct. 2, 1949

Wife: Liz,

Sons: Jay and Jon

Grandchildren: Tia, James, Jon Temple and Henry

Education: Providence College, 1971, B.A. Economics
 Archbishop Molloy High School, 1967

NOTABLE NBA PLAYERS/DRAFTEES COACHED

Lance Blanks	Frank Booker	Bruce Brown Jr.
Rick Carlisle	Antonio Daniels	Dewan Hernandez
DeQuan Jones	Jeff Jones	Andrew Kennedy
Jeff Lamp	Shane Larkin	Lewis Latimore
Sheldon Mac	Trey McKinney Jones	Jason Miskiri
Olden Polynice	Lee Raker	Davon Reed
Ralph Sampson	Tom Sheehy	Clinton Venable
Lonnie Walker IV	Othell Wilson	Ricky Wilson

STUDENT-ATHLETE HONORS

At Miami

- One All-American
- One USBWA All-District IV selection
- One ACC Player of the Year
- One ACC Defensive Player of the Year
- One ACC Skip Prosser Award winner (ACC scholar-athlete of the year)
- One ACC Tournament MVP
- One NCAA Tournament All-Region Team selection
- Two ACC All-Rookie Team members
- Two USBWA All-District picks
- Four NABC All-District choices
- Five Preseason All-ACC honorees
- Five Senior CLASS Award candidates
- Seven ACC All-Defensive Team members
- Seven ACC All-Tournament team honorees
- Eight ACC Rookie of the Week selections
- Nine ACC Player of the Week choices
- Eight NBA players (five drafted)
- 10 NABC Honors Court designees
- 15 All-ACC Academic Team selections
- 21 All-ACC honorees

Prior to Miami

- Two All-Americans
- Two MAC Freshman of the Year designees
- Three Dean Ehlers Award winners (CAA player who best meets criteria of academic achievement, leadership and community service)
- Four MAC All-Freshman Team selections
- Eight CAA All-Rookie Team honorees
- Nine CAA All-Defensive Team picks
- 12 All-MAC honorees
- 28 All-CAA selections

LARRAÑAGA YEAR-BY-YEAR

Year	School	Overall	Conference		Post Season
		W-L	W-L	Finish	
1977-78	American International	14-13			
1978-79	American International	13-13			
1986-87	Bowling Green	15-14	10-6	3	
1987-88	Bowling Green	12-16	7-9	t-5	
1988-89	Bowling Green	13-15	6-10	t-6	
1989-90	Bowling Green	18-11	9-7	t-3	NIT 0-1
1990-91	Bowling Green	17-13	9-7	t-4	NIT 0-1
1991-92	Bowling Green	14-15	8-8	5	
1992-93	Bowling Green	11-16	8-10	t-6	
1993-94	Bowling Green	18-10	12-6	t-2	
1994-95	Bowling Green	16-11	10-8	t-5	
1995-96	Bowling Green	14-13	9-9	t-6	
1996-97	Bowling Green	22-10	13-5	t-1	NIT 0-1
1997-98	George Mason	9-18	6-10	6	
1998-99	George Mason	19-11	13-3	1	NCAA 0-1
1999-00	George Mason	19-11	12-4	t-1	
2000-01	George Mason	18-12	11-5	3	NCAA 0-1
2001-02	George Mason	19-10	13-5	2	NIT 0-1
2002-03	George Mason	16-12	11-7	4	
2003-04	George Mason	23-10	12-6	3	NIT 2-1
2004-05	George Mason	16-13	10-8	6	
2005-06	George Mason	27-8	15-3	t-1	NCAA 4-1
2006-07	George Mason	18-15	9-9	5	
2007-08	George Mason	23-11	12-6	2	NCAA 0-1
2008-09	George Mason	22-11	13-5	2	NIT 0-1
2009-10	George Mason	17-15	12-6	4	CIT 0-1
2010-11	George Mason	27-7	16-2	1	NCAA 1-1
2011-12	Miami	20-13	9-7	t-4	NIT 1-1
2012-13	Miami	29-7	15-3	1	NCAA 2-1
2013-14	Miami	17-16	7-11	10	
2014-15	Miami	25-13	10-8	t-6	NIT 4-1
2015-16	Miami	27-8	13-5	t-2	NCAA 2-1
2016-17	Miami	21-12	10-8	t-7	NCAA 0-1
2017-18	Miami	22-10	11-7	t-3	NCAA 0-1
2018-19	Miami	14-18	5-13	t-11	
2019-20	Miami	15-16	7-13	t-10	n/a
2020-21	Miami	10-17	4-15	13	
2021-22	Miami	26-11	14-6	4	NCAA 3-1
Overall		696-475	371-260		19-19
		(12-10 NCAA, 9-8 NIT, 0-1 CIT)			

WINNINGEST ACTIVE COACHES AT DIVISION I SCHOOLS

Rank	Name	Wins
1.	Jim Boeheim, Syracuse.....	998
2.	Bob Huggins, West Virginia.....	916
3.	Cliff Ellis, Coastal Carolina.....	817
4.	John Calipari, Kentucky.....	768
5.	Bill Self, Kansas.....	763
6.	Rick Barnes, Tennessee.....	754
7.	Dana Altman, Oregon.....	710
8.	Kelvin Sampson, Houston.....	699
9.	Jim Larrañaga, Miami.....	696
10.	Rick Pitino.....	684

TOP 50 WINNINGEST HEAD COACHES OF ALL-TIME

(Minimum 10 seasons in Division I; Entering 2022-23 season)

Name	Total Wins
1. Mike Krzyzewski.....	1,202
2. Jim Boeheim.....	998
3. Jim Calhoun.....	920
4. Bob Huggins.....	916
5. Roy Williams.....	903
6. Bob Knight.....	902
7. Dean Smith.....	879
8. Adolph Rupp.....	876
9. Jim Phelan.....	830
10. Cliff Ellis.....	817
11. Rollie Massimino.....	816
12. Eddie Sutton.....	806
13. Rick Byrd.....	805
14. Lefty Driesell.....	786
15. Lute Olson.....	781
16. Lou Henson.....	779
17. John Calipari.....	768
18. Bill Self.....	763
19. Bo Ryan.....	762
20. Ed Diddle.....	759
21. Henry Iba.....	755
22. Rick Barnes.....	754
23. John Beilein.....	753
24. Phog Allen.....	746
25. John Chaney.....	741
26. Norm Stewart.....	729
Jerry Tarkanian.....	729
28. Ray Meyer.....	724
29. Jerry Stocum.....	723
30. Don Haskins.....	719
31. Dana Altman.....	710
32. Larry Hunter.....	702
33. Kelvin Sampson.....	699
34. Jim Larrañaga.....	696
35. Rick Pitino.....	684
36. Mike Montgomery.....	677
37. Denny Crum.....	675
38. Lon Kruger.....	674
39. Gary Williams.....	668
40. Tom Izzo.....	666
41. John Wooden.....	664
42. Greg Kampe.....	662
43. Mark Few.....	658
44. Ralph Miller.....	657
45. Tom Penders.....	649
46. Gene Bartow.....	647
47. Jay Wright.....	642
Tubby Smith.....	642
49. Billy Tubbs.....	641
50. Homer Drew.....	640

Bold = active

LARRAÑAGA VS. OPPONENTS ALL-TIME (1977-PRESENT)

OPPONENT	REC.	FIRST MTG.	LAST	OPPONENT	REC.	FIRST MTG.	LAST
Akron	12-3	1986	11/21/14	Florida A&M	2-0	11/16/17	11/21/21
Alabama	1-1	3/21/15	11/28/21	Florida Atlantic	6-0	11/27/10	11/16/21
Alabama A&M	1-0	12/14/19	12/14/19	FGCU	1-2	11/22/11	12/12/20
Alabama State	1-0	1990	1990	FIU	2-0	11/27/06	12/21/07
American	11-0	1/17/98	12/5/05	Florida State	8-15	2/11/12	1/22/22
Amherst	1-1	1977	1978	Florida Southern	1-0	11/3/11	11/3/11
Appalachian State	1-0	12/30/11	12/30/11	Findlay	4-2	1986	1993
Arizona	0-1	12/23/12	12/23/12	Fordham	1-1	12/30/00	12/12/21
Arizona State	1-0	12/1/13	12/1/13	Fresno State	1-0	11/23/18	11/23/18
Arkansas State	0-1	1988	1988	Gardner-Webb	1-0	11/10/17	11/10/17
Army	1-0	1991	1991	George Washington	3-4	12/28/97	12/16/17
Assumption	0-2	1977	1978	Georgia Southern	2-0	1993	11/11/13
Auburn	1-0	3/20/22	3/20/22	Georgia State	8-2	12/2/05	3/5/11
Austin Peay	1-0	3/19/04	3/19/04	Georgia Tech	9-7	11/20/09	2/9/22
Ball State	8-15	1986	1997	Grambling	1-0	1986	1986
Bentley	0-2	1977	1978	Green Bay	0-3	1993	12/6/14
Bethune-Cookman	1-0	11/17/18	11/17/18	Hampton	3-1	12/21/05	11/24/10
Boston College	15-3	1/29/12	3/10/22	Hartford	2-2	1977	12/4/03
Boston University	1-2	1987	12/5/17	Harvard	1-0	11/13/10	11/13/10
Brandeis	1-1	1977	1978	Hawaii	2-0	12/22/12	12/22/17
Bridgeport	1-1	1977	1978	Heidelberg	4-0	1986	1995
Brown	1-0	11/17/08	11/17/08	Hofstra	11-8	1/14/02	2/2/11
Bucknell	1-2	1/23/99	1/3/01	Holy Cross	2-0	12/27/05	12/21/06
Buffalo	1-0	3/17/16	3/17/16	Houston Baptist	1-0	12/19/18	12/19/18
Butler	3-0	1989	11/22/15	Howard	3-0	11/18/97	11/14/14
Cal State Fullerton	1-0	11/29/13	11/29/13	Illinois	3-0	3/24/13	12/2/19
Campbell	1-0	12/29/18	12/29/18	Indiana	1-1	1995	11/22/09
Canisius	2-1	12/30/86	11/9/21	Indiana State	0-1	12/25/12	12/25/12
Central Connecticut	1-2	1977	1978	Iona	2-0	11/29/03	12/22/04
UCF	2-2	12/18/12	11/13/21	Iowa State	1-1	11/25/16	3/25/22
Central Michigan	12-12	1986	1996	Jacksonville	3-0	1989	12/19/20
Charleston	3-3	11/25/97	12/19/15	James Madison	26-7	1995	2/12/11
Charlotte	6-0	11/18/10	12/5/15	Kansas	0-1	3/27/22	3/27/22
Cincinnati	0-1	1989	1989	Kansas State	1-0	11/22/07	11/22/07
The Citadel	1-0	1995	1995	Kean	1-0	1978	1978
Clemson	9-6	11/18/12	12/4/21	Kent State	14-13	1986	1996
Cleveland State	2-4	1986	1992	Kentucky	1-0	1988	1988
Coastal Carolina	2-0	12/4/99	12/20/00	La Salle	5-0	1/2/13	11/22/18
Colgate	1-0	1996	1996	Lehigh	1-0	11/9/18	11/9/18
Columbia	1-0	12/28/16	12/28/16	Liberty	4-1	12/30/07	12/11/10
Connecticut	1-1	3/26/06	11/24/19	Lipscomb	1-0	12/8/21	12/8/21
Coppin State	5-0	11/27/99	12/21/19	Louisiana	1-0	11/16/15	11/16/15
Creighton	1-3	11/22/05	12/12/09	Louisiana Tech	0-1	1991	1991
Dartmouth	1-0	11/15/09	11/15/09	Louisville	4-6	2/3/15	2/16/22
Davidson	1-1	1986	1987	Lowell	1-0	1978	1978
Dayton	1-4	11/17/07	11/25/21	Loyola Chicago	0-1	3/15/18	3/15/18
Defiance	7-0	1987	1995	Loyola (Md.)	4-0	1993	12/30/13
Delaware	18-6	11/23/99	1/24/11	Manhattan	2-0	2/19/05	11/26/05
Detroit	4-7	1987	11/24/12	Marquette	0-1	3/28/13	3/28/13
Drexel	13-6	12/21/99	11/20/14	Maryland	2-6	12/27/99	1/29/14
Duke	7-9	12/9/06	3/11/22	Massachusetts	3-0	1977	12/1/12
Duquesne	4-1	12/31/01	12/22/10	McNeese State	1-1	12/18/03	12/30/04
East Carolina	10-2	1/3/98	11/22/08	Memphis	0-2	11/13/04	12/6/11
Eastern Kentucky	0-2	1987	12/19/14	Merrimack	2-0	1977	1978
Eastern Michigan	10-15	1986	1996	Miami (Ohio)	11-16	1986	11/19/01
Fairfield	1-3	11/21/98	3/16/10	OPPONENT	REC.	FIRST MTG.	LAST
Florida	2-3	4/1/06	11/22/19	Michigan	0-2	1986	1993

LARRAÑAGA VS. OPPONENTS ALL-TIME (1977-PRESENT)

				OPPONENT	REC.	FIRST MTG.	LAST
Michigan State	4-4	1988	3/17/17	Savannah State	2-0	12/19/13	12/8/14
Middle Tennessee	1-0	12/25/17	12/25/17	Seton Hall	0-1	11/25/18	11/25/18
Minnesota	1-1	3/19/12	11/29/17	Siena	2-4	1977	1990
Mississippi	1-1	12/1/01	11/30/02	South Alabama	1-0	11/28/14	11/28/14
Mississippi State	3-1	1996	11/19/15	South Carolina	1-0	11/25/07	11/25/07
Missouri State	1-0	11/21/19	11/21/19	South Carolina State	1-0	12/6/16	12/6/16
Monmouth	1-0	1978	1978	Southern Cal	1-0	3/18/22	3/18/22
Morehead State	2-0	11/21/03	12/30/04	Southern Connecticut	2-1	1977	1978
Mount St. Mary's	1-0	11/25/08	11/25/08	Southern Illinois	0-2	12/8/01	11/24/02
Navy	1-0	11/12/17	11/12/17	Southwest Missouri	1-0	1996	1996
Nebraska	2-3	1990	12/01/15	Springfield	1-3	1977	1978
New Haven	1-1	1977	1978	Stanford	1-1	4/2/15	11/24/16
New Mexico	0-1	11/13/00	11/13/00	Stephen F. Austin	1-0	11/13/18	11/13/18
New Mexico State	0-1	12/23/17	12/23/17	Stetson	3-0	11/9/12	12/20/21
New Orleans	0-1	12/20/97	12/20/97	Syracuse	6-7	1995	3/5/22
Niagara	2-0	11/17/01	12/7/02	Temple	2-0	3/31/15	12/17/19
Norfolk State	1-0	2/1/14	2/1/14	Tennessee	1-0	3/17/04	3/17/04
North Adams	2-0	1977	1978	Tennessee Tech	1-0	11/11/11	11/11/11
North Carolina	8-11	12/7/03	1/18/22	Texas	0-1	1986	1986
NC Central	1-0	3/17/15	3/17/15	UT Rio Grande Valley	1-0	11/13/15	11/13/15
UNC Greensboro	1-0	1/2/12	1/2/12	Texas Southern	1-0	11/14/13	11/14/13
UNC Wilmington	9-9	11/19/10	12/29/21	Tiffin	3-0	1993	1996
UNC Wilmington	19-15	1/5/98	12/4/10	Toledo	17-10	1986	1996
Northeastern	10-7	1977	11/27/15	Towson	17-0	1/5/02	1/27/11
North Florida	4-0	11/19/11	11/29/20	Tulane	1-1	12/22/08	11/28/09
North Texas	1-0	11/26/21	11/26/21	UC Irvine	1-0	11/10/05	11/10/05
Northern Illinois	2-1	1995	1997	UMBC	1-0	12/12/99	12/12/99
Northern Iowa	1-0	2/19/11	2/19/11	Utah	1-0	11/20/15	11/20/15
Notre Dame	5-8	3/20/08	2/2/22	Valparaiso	1-0	3/14/12	3/14/12
Ohio	6-3	1988	1996	Vanderbilt	0-1	1992	1992
Ohio State	1-3	1986	3/20/11	VCU	14-15	1/10/98	3/6/11
Ohio University	10-9	1986	1994	Vermont	2-0	11/9/07	11/15/08
Old Dominion	16-14	1/14/98	2/5/11	Villanova	1-4	11/16/98	3/24/16
Ole Miss	0-1	11/25/11	11/25/11	Virginia	3-12	11/22/97	2/19/22
Oregon	0-1	3/23/04	3/23/04	Virginia Tech	15-10	2/9/12	2/26/22
Pacific	1-0	3/22/13	3/22/13	VMI	1-0	12/22/09	12/22/09
Penn	1-1	12/4/18	12/4/18	Wagner	1-0	1987	1987
Penn State	2-5	1991	12/1/21	Wake Forest	9-6	11/25/05	2/12/22
Pittsburgh	9-4	12/28/02	2/22/22	West New England	2-0	1977	1978
Portland	2-0	1994	11/20/98	West Virginia	0-2	1997	12/10/11
Princeton	2-0	12/29/15	12/2/17	Western Carolina	1-0	11/11/16	11/11/16
Providence	0-2	1989	12/22/14	Western Kentucky	1-1	1990	1991
Purdue	2-1	1996	12/8/20	Western Michigan	14-8	1986	1996
Purdue Fort Wayne	1-0	11/11/04	11/11/04	Westfield State	4-0	1977	1978
Quinnipiac	2-1	1977	11/16/19	Wichita State	3-1	2/18/06	3/19/16
Radford	4-1	12/10/05	11/24/10	William & Mary	19-6	1/21/98	1/29/11
Richmond	5-5	1/28/98	3/24/15	Winthrop	1-0	12/28/01	12/28/01
Rider	1-1	1992	12/11/99	Wisconsin	0-1	1990	1990
Rutgers	2-1	11/15/11	11/28/18	Wofford	1-1	11/21/10	12/3/16
Sacred Heart	1-3	1977	1978	Worc. Poly. Tech.	1-0	1977	1977
St. Anselm's	2-0	1977	1978	WPI	0-1	1978	1978
St. Bonaventure	2-0	12/23/03	12/28/04	Wright State	5-1	1987	1996
St. Francis Brooklyn	0-2	12/2/97	11/8/13	Xavier	0-2	1988	1989
St. John's	0-1	1994	1994	Yale	0-1	12/1/18	12/1/18
St. Joseph's	0-1	3/12/02	3/12/02	Youngstown State	4-0	1988	1991
St. Michael's	1-1	1977	1978				
St. Peter's	1-1	1990	1991				
Santa Clara	0-1	12/29/00	12/29/00				

LARRAÑAGA VS. OPPONENTS AT MIAMI

ACC SCHOOL	REC.	FIRST MTG.	LAST
Boston College	15-3	1/29/12	3/10/22
Clemson	9-6	1/18/12	12/4/21
Duke	7-8	2/5/12	3/11/22
Florida State	8-15	2/11/12	1/22/22
Georgia Tech	9-6	1/24/12	2/9/22
Louisville	4-6	2/3/15	2/16/22
North Carolina	7-10	1/10/12	1/18/22
NC State	9-8	1/22/12	12/29/21
Notre Dame	5-6	2/19/14	2/2/22
Pittsburgh	9-3	2/5/14	2/22/22
Syracuse	6-6	1/4/14	3/5/22
Virginia	3-11	1/7/12	2/19/22
Virginia Tech	15-10	2/9/12	2/26/22
Wake Forest	9-5	2/18/12	2/12/21
<i>Previously in the ACC</i>			
Maryland	2-2	2/1/12	1/29/14

SCHOOL	REC.	FIRST MTG.	LAST
Akron	1-0	11/21/14	11/21/14
Alabama	1-1	3/21/15	11/28/21
Alabama A&M	1-0	12/14/19	12/14/19
Appalachian State	1-0	12/30/11	12/30/11
Arizona	0-1	12/23/12	12/23/12
Arizona State	1-0	12/1/13	12/1/13
Auburn	1-0	3/20/22	3/20/22
Bethune-Cookman	1-0	11/17/18	11/17/18
Boston University	1-0	12/5/17	12/5/17
Buffalo	1-0	3/17/16	3/17/16
Butler	1-0	11/22/15	11/22/15
Cal State Fullerton	1-0	11/29/13	11/29/13
Campbell	1-0	12/29/18	12/29/18
Canisius	1-0	11/9/21	11/9/21
UCF	2-2	12/18/12	11/13/21
Charlotte	5-0	12/22/11	12/5/15
College of Charleston	3-0	11/18/13	12/19/15
Columbia	1-0	12/28/16	12/28/16
Connecticut	0-1	11/24/19	11/24/19
Coppin State	1-0	12/21/19	12/21/19
Dayton	0-1	11/25/21	11/25/21
Detroit	1-0	11/24/12	11/24/12
Drexel	1-0	11/20/14	11/20/14
Eastern Kentucky	0-1	12/19/14	12/19/14
Florida	2-2	11/17/14	11/22/19
Florida A&M	2-0	11/16/17	11/21/21
Florida Atlantic	5-0	12/17/11	11/16/21
FGCU	1-2	11/22/11	12/12/20
Fordham	1-0	12/12/21	12/12/21
Fresno State	1-0	11/23/18	11/23/18
Gardner-Webb	1-0	11/10/17	11/10/17
George Washington	2-1	11/28/13	12/16/17
Georgia Southern	1-0	11/11/13	11/11/13
Green Bay	0-1	12/6/14	12/6/14
Hawaii	2-0	12/22/12	12/22/17
Houston Baptist	1-0	12/19/18	12/19/18
Howard	1-0	11/14/14	11/14/14
Illinois	3-0	3/24/13	12/2/19
Indiana State	0-1	12/25/12	12/25/12
Iowa State	1-1	11/25/16	3/25/22
Jacksonville	2-0	11/16/12	12/19/21
Kansas	1-0	3/27/22	3/27/22
La Salle	4-0	1/2/13	11/22/18
Lehigh	1-0	11/9/18	11/9/18
Lipscomb	1-0	12/8/21	12/8/21
Louisiana	1-0	11/16/15	11/16/15
Loyola (Md.)	1-0	12/30/13	12/30/13
Loyola Chicago	0-1	3/15/18	3/15/18
Marquette	0-1	3/28/13	3/28/13
Maryland	2-2	2/1/12	1/29/14
Massachusetts	2-0	12/3/11	12/1/12
Memphis	0-1	12/6/11	12/6/11

SCHOOL	REC.	FIRST MTG.	LAST
Michigan State	1-0	11/28/12	11/28/12
Middle Tennessee	1-0	12/25/17	12/25/17
Minnesota	1-1	3/19/12	11/29/17
Mississippi State	1-0	11/19/15	11/19/15
Missouri State	1-0	11/21/19	11/21/19
Navy	1-0	11/12/17	11/12/17
Nebraska	1-1	12/4/13	12/1/15
New Mexico State	0-1	12/23/17	12/23/17
Norfolk State	1-0	2/1/14	2/1/14
NC Central	1-0	3/17/15	3/17/15
UNCG	1-0	1/2/12	1/2/12
North Florida	4-0	11/19/11	11/29/20
North Texas	1-0	11/26/21	11/26/21
Northeastern	0-1	11/27/15	11/27/15
Ole Miss	0-1	11/25/11	11/25/11
Pacific	1-0	3/22/13	3/22/13
Penn	1-1	12/4/18	12/4/18
Penn State	1-0	12/1/21	12/1/21
Princeton	2-0	12/29/15	12/2/17
Providence	0-1	12/22/14	12/22/14
Purdue	1-1	11/29/11	12/8/20
Quinnipiac	1-0	11/16/19	11/16/19
Richmond	1-0	3/24/15	3/24/15
Rutgers	2-1	11/15/11	11/28/18
St. Francis Brooklyn	0-1	11/8/13	11/8/12
Savannah State	2-0	12/19/13	12/8/14
Seton Hall	0-1	11/25/18	11/25/18
South Alabama	1-0	11/28/14	11/28/14
South Carolina State	1-0	12/6/16	12/6/16
Southern Cal	1-0	3/18/22	3/18/22
Stanford	1-1	4/2/15	11/24/16
Stephen F. Austin	1-0	11/13/18	11/13/18
Stetson	3-0	11/9/12	12/20/21
Temple	2-0	3/31/15	12/17/19
Tennessee Tech	1-0	11/11/11	11/11/11
UT Rio Grande Valley	1-0	11/13/16	11/13/16
Texas Southern	1-0	11/14/13	11/14/13
Utah	1-0	11/20/15	11/20/15
Valparaiso	1-0	3/14/12	3/14/12
Villanova	0-1	3/24/16	3/24/16
West Virginia	0-1	12/10/11	12/10/11
Western Carolina	1-0	11/11/16	11/11/16
Wichita State	1-0	3/19/16	3/19/16
Wofford	1-0	12/3/16	12/3/16
Yale	0-1	12/1/18	12/1/18

CAREER MILESTONE VICTORIES

#	Date	Opponent	Score	School
50	2/10/88	Miami (Ohio)	65-59	Bowling Green
100	2/23/91	Kent State	84-57	Bowling Green
150	12/22/94	at Ohio State	59-50	Bowling Green
200	12/27/97	Northeastern	66-60	George Mason
250	12/20/00	Coastal Carolina	81-65	George Mason
300	12/2/03	East Carolina	76-65	George Mason
350	1/26/06	William & Mary	81-58	George Mason
400	2/27/08	William & Mary	68-59	George Mason
450	12/8/10	Loyola (Md.)	66-52	George Mason
500	1/5/13	at Georgia Tech	62-49	Miami
550	1/24/15	at Syracuse	66-62	Miami
600	1/14/16	at Pittsburgh	72-46	Miami
650	12/2/19	at Illinois	81-79	Miami

MIAMI MILESTONE VICTORIES

#	Date	Opponent	Score
50	11/11/13	Georgia Southern	81-80 (OT)
100	12/19/15	College of Charleston	85-63
150	12/25/17	vs. Middle Tennessee	84-81
200	3/10/21	vs. Clemson	67-64
221	3/2/22	at Boston College	71-69



BILL COURTNEY

Associate Head Coach | Fourth Season at Miami (27th Overall)

COACHES & STAFF

PERSONAL

Hometown Alexandria, Va.
Education Bucknell, 1992
Bachelor's: education
Family Wife: Gina
Sons Billy, Derek

COACHING EXPERIENCE

Miami
Associate Head Coach, 2022-present
Assistant Coach, 2019-21
DePaul
Assistant Coach, 2017-19
Cornell
Head Coach, 2010-16
Virginia Tech
Assistant, 2009-10
Virginia
Assistant, 2006-09
Providence
Assistant, 2005-06
George Mason
Assistant, 1997-2005
Bowling Green
Assistant, 1996-97
American
Assistant, 1995-96

NCAA APPEARANCES

1999 - George Mason
2001 - George Mason
2007 - Virginia
2022 - Miami (Elite Eight)

NIT APPEARANCES

1997 - Bowling Green
2002 - George Mason
2004 - George Mason
2010 - Virginia Tech

CBI APPEARANCES

2008 - Virginia (Semifinals)
2019 - DePaul (Runner-Up)

PROMINENT PLAYERS COACHED

Antonio Daniels - Bowling Green
Malcolm Delaney - Virginia Tech
George Evans - George Mason
Herbert Hill - Providence
Kameron McGusty - Miami
Shonn Miller - Cornell
Jason Miskiri - George Mason
Mike Scott - Virginia
Sean Singletary - Virginia
Max Strus - DePaul

PLAYING EXPERIENCE

Bucknell, 1988-92
Philadelphia Spirit, 1992
Sumtux (China), 1993
Eagles (Philippines), 1993
Seapower (China), 1994

Bill Courtney is in his fourth season at the University of Miami, including his first as associate head coach after a promotion in May 2022. This is Courtney's second stint on Jim Larrañaga's coaching staff, as he worked under Larrañaga as an assistant from 1996-2005 at Bowling Green and George Mason.

In his first year in Coral Gables, Fla., Courtney helped Miami sign a pair of consensus top-100 recruits in the class of 2020. He followed that up by aiding the Hurricanes in their successful recruitment of three top-150 prospects in the class of 2021. In 2022, Courtney led the charge on a second straight top-25 recruiting class, this one featuring three top-150 recruits to go along with two elite transfer additions.

During the most recent campaign in 2021-22, Courtney helped lead Miami to one of its finest campaigns ever. The Hurricanes went 26-11 (14-ACC), good for their third-most wins in program history, and received a double-bye in the ACC Tournament after finishing in fourth place despite being picked No. 12 in the preseason. Miami then went on to make its first Elite Eight appearance by taking down seventh-seeded USC, second-seeded Auburn and No. 11-seeded Iowa State, en route to placing No. 16 in the final Coaches Poll.

The Hurricanes took down two top-10 teams away from home (Duke and Auburn) and beat two NCAA semifinalists (Duke and North Carolina). Courtney also aided three Hurricanes to postseason All-ACC accolades, including first-team distinction for Kameron McGusty. In addition, while serving as Miami's offensive coordinator, Courtney helped the team to a No. 19 finish in KenPom offensive efficiency, its second-best mark since the turn of the century.

Courtney has over a quarter-century of college coaching experience, both as an assistant and a head coach. Before coming to Miami, Courtney most recently worked for two years as an assistant coach at DePaul. During his time under Larrañaga at George Mason, Courtney was largely credited with recruiting the core of players that

helped the Patriots to the 2006 NCAA Final Four. He spent eight seasons as an assistant and associate head coach (1997-2005) with the Patriots, aiding the program to two regular season CAA titles and four postseason bids, including trips to the NCAA Tournament in 1999 and 2001.

After working as an assistant coach from 1995-2010, Courtney served as the head coach at Cornell from 2010-16. He has been part of four conference championship teams during his coaching career, including the 2006-07 Virginia squad that won the ACC regular season title and advanced to the second round of the NCAA Tournament.

Courtney has racked up nine postseason appearances during his coaching career, including three NCAA Tournaments, four NITs and two CBI appearances. He has served as an assistant at American (1995-96), Bowling Green (1996-97), George Mason (1997-2005), Providence (2005-06), Virginia (2006-09), Virginia Tech (2009-10) and DePaul (2017-19).

Courtney played professionally for the Philadelphia Spirit of the United States Basketball League (USBL) and for the Milwaukee Bucks' NBA Summer League team in 1992. He then spent two years playing professional basketball in Hong Kong. He earned the league's most valuable player award and collected the 1993 Asian All-Star Game MVP Award. Courtney also played in the Philippines for one season.

Courtney earned First Team All-Patriot League accolades during his junior and senior seasons, serving as team captain both years. As a junior in 1990-91, he totaled 619 points to set a single-season school record that stood for 22 years until NBA second-round pick Mike Muscala broke it in 2013. That mark still ranks third in Bison history, while his 1,499 career still check in at No. 12 all-time.

A native of Alexandria, Va., Courtney earned a bachelor's degree in education from Bucknell in 1992 and was named to the Bucknell Athletics Hall of Fame in 2007.

Courtney and his wife, Gina, have two sons, Billy and Derek.



DJ IRVING

Assistant Coach | Second Season at Miami (second overall)

PERSONAL

Hometown Chester, Pa.

Education Boston Univ., 2014
Bachelor's: sociology

COACHING EXPERIENCE

Miami

Assistant Coach, 2021-present

Roman Catholic High School

Assistant Coach, 2018-21

Boston University

Special Assistant to HC, 2016-17

Penn State

Graduate Assistant, 2014-15

NCAA APPEARANCES

2022 - Miami (Elite Eight)

PROMINENT PLAYERS COACHED

Tony Carr - Penn State

Max Mahoney - Boston University

Kameron McGusty - Miami

Josh Reaves - Penn State

Lamar Stevens - Penn State

PLAYING EXPERIENCE

Boston University, 2011-14

Union Linense Baloncesto, 2017-18

University of Miami head men's basketball coach Jim Larrañaga named DJ Irving an assistant coach in April 2021. A former two-year captain at Boston University, Irving came to Coral Gables, Fla., from Roman Catholic High School in Philadelphia.

During his first season at The U, Irving helped Miami to one of its best seasons ever. The Hurricanes went 26-11 (14-6 ACC), good for their third-most wins in program history, and received a double-bye in the ACC Tournament after finishing in fourth place despite being picked No. 12 in the preseason. Miami then went on to earn its first Elite Eight berth by taking down seventh-seeded USC, second-seeded Auburn and No. 11-seeded Iowa State.

The Hurricanes finished the 2021-22 season ranked No. 16 nationally, took down two top-10 teams away from home (Duke and Auburn) and beat two NCAA semifinalists (Duke and North Carolina). Irving also aided three Hurricanes to postseason All-ACC accolades, including first-team distinction for Kameron McGusty.

Before coming to Miami, Irving was on the coaching staff of the storied Roman Catholic prep program that has produced numerous NBA players, including Rasual Butler and Brad Wanamaker. For three seasons, beginning in October 2018, Irving was the assistant varsity coach and head freshman coach.

Irving's duties at Roman Catholic included scouting varsity opponents and player development. He aided the Cahillites to the Philadelphia Catholic League championship game each year, including winning the crown in 2019.

In addition, Irving worked with Team Final—the AAU program former Miami standouts Ja'Quan Newton, Davon Reed and Lonnie Walker IV played for—in the year

before coming to The U. In the spring of 2021, he served as the assistant coach of the U15 team.

Prior to his time at Roman Catholic, Irving spent the 2017-18 season as a professional player in Cadiz, Spain, with Union Linense Baloncesto. He led the team in scoring, assists and steals while serving as the captain of a mostly Spanish-speaking roster, helping his team place second in the division.

The previous year, Irving served as the special assistant to the head coach at his alma mater. Irving held that role during the 2016-17 campaign for BU head coach Joe Jones, aiding the Terriers to an 18-14 mark and a second-place finish in the Patriot League.

Irving got his start in the collegiate ranks immediately following the conclusion of his collegiate career. He served as a graduate assistant at Penn State during the 2014-15 season, helping the Nittany Lions to an 18-16 record, good for their most wins in four years.

Irving excelled as a collegian at BU, where he started 120 games in his four-year career. The two-time All-America East honoree and one-time All-Patriot League designee averaged 11.4 points, 3.1 rebounds, 3.7 assists and 1.1 steals per game as a Terrier. He finished his tenure with 1,456 total points, one of his numerous top-10 marks in the school's all-time record books.

BU compiled a 78-54 record during Irving's career, including logging a stellar 50-16 mark in conference action and winning the 2014 Patriot League regular season title. Three times, Irving helped the Terriers reach the postseason, headlined by a berth in the 2011 NCAA Tournament.

A native of Chester, Pa., Irving was a two-time PIAA First Team All-State selection at Archbishop Carroll High School in Radnor, Pa. He graduated from Boston University in 2014 with a degree in sociology.



KOTIE KIMBLE

Assistant Coach | First Season at Miami (15th Overall)

PERSONAL

Hometown Edgefield, S.C.
Education Coastal Carolina, 2007
Bachelor's: history
Family Wife: JaNae

COACHING EXPERIENCE

Miami
Assistant Coach, 2012-present
Charlotte
Assistant Coach, 2018-22
William & Mary
Assistant Coach, 2011-18
UNC Asheville
Assistant Coach, 2008-11

NCAA APPEARANCES

2011 - UNC Asheville

NIT APPEARANCES

2015 - William & Mary

HONORS

• Top-five CUSA assistant as voted by his peers, Stadium, 2020

PROMINENT PLAYERS COACHED

Matt Dickey - UNC Asheville
Daniel Dixon - William & Mary
Nathan Knight - William & Mary
Omar Prewitt - William & Mary
JP Primm - UNC Asheville
Terry Tarpey - William & Mary
Marcus Thornton - William & Mary

University of Miami head men's basketball coach Jim Larraga named Kotie Kimble an assistant coach in April 2022. Kimble comes to The U with 14 years of Division I coaching experience, including the last four at the University of North Carolina at Charlotte.

A renowned recruiter, Kimble helped Charlotte sign the top class in CUSA each of the last four years. Included in that group is Jahmir Young, a three-time All-CUSA honoree and the 2020 Conference USA Freshman of the Year.

Inheriting a program that went 6-23 in 2017-18, the year before he arrived, Kimble helped Charlotte to a 16-13 campaign in 2019-20, good for the team's most wins since 2013-14.

The 49ers also went 10-8 in CUSA play in 2019-20 to finish fourth in the league after being picked No. 12 in the preseason poll. It marked the first time the 49ers won double-digit league games since an 11-5 mark in 2005-06 in Atlantic 10 play.

Two years later, during the recent 2021-22 season, the 49ers exceeded that overall win total by going 17-14. Charlotte also again finished 10-8 in CUSA play, giving the team multiple winning league records in a three-year stretch for the first time since 2003-06.

Before his time at Charlotte, Kimble spent eight years, 2011-18, at the College of William & Mary, coaching a total of 17 CAA All-Academic Team honorees. From 2013-18, the Tribe had the best five-year stretch in program history, posting a combined mark of 96-62, including a 54-34 record in CAA action.

William & Mary won 17-plus games all five seasons and tallied double-digit conference triumphs each time. The Tribe won 20 games three years in a row, 2013-16, for the first time since 1949-51.

In 2014-15, William & Mary won the CAA regular season title for the third time ever and first since 1998. That year, the Tribe went 20-13 (12-6 CAA), reached the NIT for the third time in program history and made the CAA Tournament title game for the second year in a row.

Over the course of those five years, William & Mary set program records for points, points per game, three-point percentage, three-pointers made, free throw percentage, assists, assists per game, assist-to-turnover ratio and fewest turnovers. It finished

top-55 in KenPom offensive efficiency and top-20 in effective field-goal percentage each year, including placing top-35 in the former twice and top-six in the latter thrice.

During Kimble's final year on staff in 2017-18, William & Mary became the first team in NCAA history to shoot 50 percent from the field, 40 percent from 3-point range and 80 percent at the line in a season. The Tribe led the nation in the latter two categories, at 43.4 and 81.1 percent, respectively. Kimble helped the team to a school-record 85.0 points per game, the third-best mark in CAA history.

In addition, over Kimble's final six years, the Tribe was one of only two teams, alongside Gonzaga, to rank top-30 nationally in field-goal percentage each season. He helped recruit and develop three 1,000-point scorers, including the program's all-time leading scorer, Marcus Thornton, who tallied 2,178 points and won 2014-15 CAA Player of the Year.

Kimble got his coaching start at the University of North Carolina at Asheville from 2008-11. The Bulldogs won double-digit Big South games, posted a winning conference record and finished top-four in the league each season.

In 2010-11, UNC Asheville went 20-14 (11-7 BSO) and won the league tournament to earn the second NCAA Tournament berth in program history. Once in the field, the Bulldogs beat Arkansas-Little Rock to earn their first NCAA Tournament victory.

Additionally, that UNC Asheville team was just the second since 1986 to win 20 games. It finished No. 11 in the nation in defensive turnover percentage, per KenPom, a 223-spot improvement from the prior year. Two Bulldogs earned All-Big South distinction and three garnered All-Big South Tournament accolades.

A native of Edgefield, S.C., Kimble graduated from Coastal Carolina University, where he was a four-year student assistant coach, in 2007 with a degree in history.

Kimble helped the Chanticleers to a 20-10 (12-4 BSO) record in 2005-06, as the team finished second in the league and made the conference tournament championship game. Led by Jack Leasure, the Big South Player of the Year, it marked the program's first 20-win campaign since 1992-93.

Kimble resides in Miami with his wife, JaNae.



JEFF DYER

Director of Operations | Fifth Season (first as DOBO)

PERSONAL

Hometown Hillsborough, N.J.

Education Delaware, 2014

Bachelor's: health & physical education

Miami, 2016

Master's: sport administration

Family Fiancée: Nicole

COACHING EXPERIENCE

Miami

Director of Ops, 2021-present

Assoc. Director of Ops, 2017-21

Bowling Green

Video Coordinator, 2016-17

Miami

Graduate Assistant, 2014-16

NCAA APPEARANCES

2016 - Miami

2018 - Miami

2022 - Miami (Elite Eight)

NIT APPEARANCES

2015 - Miami (runner-up)

Jeff Dyer is in his second season as Miami's director of basketball operations in 2021-22. He earned a promotion to his current position in October 2021 after serving as the Hurricanes' associate director of basketball operations for four seasons, 2017-21. Dyer also worked as a Miami graduate assistant from 2014-16.

Dyer, who helped Miami reach the Elite Eight for the first time ever in his opening year in his current role, aids head coach Jim Larrañaga in numerous capacities and his day-to-day responsibilities feature a variety of different roles. Included are managing budgets, speaking engagements, community service and team travel, plus overseeing support staff and equipment.

Dyer also assists with on-campus recruiting and is a staff liaison to numerous areas within the athletics department, including academics, communications, compliance, facilities, marketing and ticketing.

Over his four seasons as associate director of basketball operations, Dyer organized opponent film into scout edits, aided with the creation of scouting reports, managed film exchange, assisted with scheduling, helped run camps and hired graduate assistants. In 2018, his first year in that role, the Hurricanes earned a third-place finish in the ACC, posting a 22-10 (11-7 ACC) record and reaching the NCAA Tournament.

Between his two stints with the Hurricanes, Dyer served as the video coordinator for Bowling Green State University in 2016-17, working under former Miami assistant Michael Huger. At BGSU, Dyer was in charge of the editing

and exchange of both highlight and game files, as well as the filming of daily practices and games, among other duties.

While earning his master's degree in sports administration at Miami, Dyer aided in film breakdown for opponent scouting, facilitated the set-up and break-down of practice, worked on analytics spreadsheets and coordinated with the academic office to ensure that the players were on track academically. His efforts as a graduate assistant helped Miami reach the NIT title game in 2015 and the NCAA Tournament Sweet 16 in 2016, as the Hurricanes compiled a 52-21 ledger during that two-year stretch.

The Hillsborough, N.J., native also served as the associate camp director of the Jim Larrañaga Basketball Camps in 2015. Additionally, Dyer provided assistance for NBA practices with teams such as the Oklahoma City Thunder, Cleveland Cavaliers, Houston Rockets, Milwaukee Bucks and others.

A 2014 graduate of the University of Delaware, Dyer majored in health and physical education, while minoring in coaching science. Throughout his four years at Delaware, he was as a student manager for the men's basketball program, working under Monté Ross, the 2014 CAA Coach of the Year.

During his final year at Delaware, 2013-14, Dyer served as the head student manager. That year, the Blue Hens went 25-10, swept the CAA titles and played in the NCAA Tournament.

Dyer resides in Coconut Grove, Fla., with his wife, Nicole.



JOE GIMBEL

Associate Director of Operations | Second Season

Joe Gimbel joined the University of Miami men's basketball staff in October 2021 as the associate director of basketball operations.

In his capacity with the Hurricanes, Gimbel handles many of the program's video-related responsibilities. That includes organizing opponent film into scout edits, aiding with the creation of scouting reports and managing film exchange. Gimbel, who aided the Hurricanes to their first Elite Eight trip ever in his opening year with the program, also helps with running camps and scheduling, among other duties.

Before coming to Miami, Gimbel served as an assistant coach at Washington College, a Division III school in Chestertown, Md., for the first nine months of 2021. There, as the lone assistant on staff, he played a role in on-court coaching, recruiting and film breakdown. He also assisted with logistics and operations for the Shoremen.

From June 2018 through May 2020, Gimbel worked at his alma mater, Temple University, as a

graduate assistant. His role within the program—first under the legendary Fran Dunphy and then under ex-NBA standout Aaron McKie—included, as permissible, assisting coaches with on-court instruction, as well as aiding with film review and overseeing student managers.

The preceding four years, Gimbel served as a student manager for the Owls, all under Dunphy. Gimbel aided the coaching staff with logistics, facility upkeep and, as permissible, on-court work. Gimbel has worked both the Fran Dunphy Basketball Camp and the University of Pennsylvania Day Camp, handling various roles such as fundamentals instruction, coordinating operations and officiating.

The Philadelphia native has also served as a runner for the Hoop Group at multiple camps, as well as for the Under Armour Association at its AAU Finals. His duties included filming games and maintaining facilities.

Gimbel graduated from Temple in 2018 with a degree in sports & recreation management. He added a master's degree in sports business from the school in 2020. Gimbel also earned a HarvardX Certificate in exercising leadership in July 2020.



JIMMY POLISI

Operations Specialist | First Season

Jimmy Polisi, a former Hurricane graduate assistant, joined the Miami men's basketball program in the newly-created operations specialist

position in August 2022.

Polisi initially came to Coral Gables in July 2020. Over the past two seasons, including the Hurricanes' historic 2021-22 campaign, Polisi aided the staff in a variety of ways.

The Philadelphia native helped with operations tasks, film coding and equipment management, while handling all food ordering for the program. In addition, Polisi served as a liaison to the ticket office and assisted in facilitating recruiting visits.

Before joining the Hurricanes, Polisi worked as a basketball operations assistant for his hometown Philadelphia 76ers from October 2019 to May 2020. His duties included assisting players' families during games and organizing events for them, as well as

player ticket distribution.

From February 2018 to October 2019, Polisi was an equipment staff member and ball boy for the 76ers. The role included locker room preparation, rebounding for players pregame and loading visiting teams' equipment trucks postgame.

During his undergraduate tenure at Temple University, Polisi served as a manager for all four years, including as the head manager for the 2018-19 and 2019-20 campaigns. His responsibilities included recording statistics in practices, preparing game film, rebounding for players, organizing equipment and coordinating laundry. His first three seasons, including a 2019 NCAA Tournament berth, came under legendary head coach Fran Dunphy, while his final year was under former NBA standout Aaron McKie.

Polisi earned an undergraduate degree in sport and recreation management from Temple in 2020. He added a master's degree in liberal studies from Miami in May 2022.



PRESTON GREENE

Strength & Conditioning Coach | First Season

University of Miami head men's basketball coach Jim Larrañaga announced in April 2022 the hiring of Preston Greene as the program's new strength

& conditioning coach.

Greene possesses 27 years of experience, including working with men's basketball programs at Power Five institutions for the last 14. He most recently spent 11 seasons at the University of Florida.

From August 2011 until his hire at Miami, Greene served as the director of strength and conditioning at Florida, primarily working with men's basketball, while overseeing the men's golf and men's tennis strength efforts. The first five years came under the direction of two-time NCAA champion head coach Billy Donovan.

Over Greene's 11 years in Gainesville, Fla., the Gators went 249-127, averaging over 22 wins per season. Florida made the NCAA Tournament seven times, winning at least one game in each appearance and advancing to four Elite Eights in a six-year span. That stretch included a spot in the 2014 Final Four during a tremendous 36-3 (18-0 SEC) campaign.

Greene aided the Gators to the SEC regular season crown in 2013 and 2014, as well as the SEC Tournament trophy in 2014. He coached multiple future NBA players including Bradley Beal, a three-time All-Star, and Dorian Finney-Smith. Greene also heavily advised the design efforts of Florida's 2015 basketball weight room renovation.

Before going to Florida, Greene worked as the head basketball strength & conditioning coach at Clemson University for two years. Serving under a different coach each season, Greene aided the Tigers to a pair of 20-win campaigns, a 43-23 overall record and two NCAA Tournament bids.

In 2008-09, Greene was the head men's basketball performance coach at Stanford University. The Cardinal went 20-14 and reached the CBI

semifinals in Johnny Dawkins' first year at the helm.

Greene got his start in men's basketball during a five-year stint, 2003-08, at the University of North Carolina at Charlotte, where he also aided the men's golf team. During his time in the Queen City, the 49ers logged four postseason berths, three 20-win seasons, two NCAA Tournament trips, one Conference USA regular season title and an overall record of 95-60.

In January 2001, Greene got his first full-time job at the University of Arizona, where he worked for two-and-a-half years as an assistant strength, speed and conditioning coach. Primarily responsible for women's basketball and women's soccer, Greene also aided with football, as well as directed the department's nutrition and supplementation program.

Greene got his master's degree in applied kinesiology and sports management from the University of Minnesota, where he worked as a graduate assistant in 1999-2000, assisting with the Gophers' football and men's hockey programs.

A 1999 graduate of Clemson with a degree in health science, Greene served as student and graduate assistant coach with the Tigers. He spent time there with the football, men's golf, women's soccer, men's tennis and women's volleyball programs.

Greene has contributed to multiple publications, including Digger Phelps' third edition of "Basketball for Dummies" and Stanford's "The Effects of Sleep Extension on the Athletic Performance of Collegiate Basketball Players" study. In addition, his first-year work with the Gators was featured on the cover of Bigger, Faster, Stronger magazine, while his 2019 efforts were profiled on ESPN's "Gymrats" show.

A native of Peachtree City, Ga., Greene holds numerous certifications, including from the National Strength & Conditioning Association and the National Association of Sports Medicine. A co-founder of the Eleiko Strength Summit, he is also certified in AED/CPR, brain performance, facial abrasion technique, flexibility specialization and neuromuscular facilitated stretching.



SAM JOHNSON

Athletic Trainer | Second Season

Sam Johnson joined the University of Miami in May 2021 as an assistant athletic trainer and works with the Hurricane men's basketball team.

Before coming to Coral Gables, Fla., Johnson spent three years at James Madison University, where he served as the athletic trainer for the Dukes' men's basketball team and as the clinical preceptor for undergraduate athletic training students. During his final season there, in 2020-21, he aided the Dukes to a share of the Colonial Athletic Association regular season title.

Johnson spent the 2017-18 school year at William & Mary, working with the men's basketball and track & field teams.

In 2016-17, he did a year-long fellowship at the University of Michigan, serving as the primary athletic trainer for the Wolverines' women's rowing team, as well as completing courses on muscle

energy technique applicable to the entire spine and rib cage.

While working towards a master's degree at Georgia Southern University, Johnson spent the 2014-15 and 2015-16 seasons as a graduate athletic trainer for the Eagles. He worked with the women's volleyball team his second year, after aiding with men's basketball and women's rifle his first.

Johnson earned his master's degree in kinesiology with a post-professional athletic training emphasis from Georgia Southern in 2016. He received a bachelor's degree in athletic training, with a minor in business, from Grand Valley State in 2014.

A native of Muskegon, Mich., Johnson holds numerous certifications, including in dry needling, blood flow restriction rehabilitation, cupping and Kinesio Tape. He is a member of the National Athletic Trainers' Association and served as the public relations committee chair of the Virginia Athletic Trainers' Association for nearly two years.



TOMMY OTLEY

Physical Therapist | First Season

Tommy Otley joined the University of Miami in July 2022 as the physical therapist working with the Hurricanes' men's and women's basketball teams. Otley also

manages sports science for both programs, including overseeing team performance technology use, baseline profiling assessments and in-season athlete monitoring.

Before coming to Coral Gables, Fla., Otley spent two years at Duke University. During the 2021-22 season, he worked with the Blue Devils men's and women's basketball programs while completing the prestigious Duke Division I Athletics Fellowship.

Otley served under legendary coach Mike Krzyzewski during his final season, which included an ACC regular season championship and a Final Four appearance. Otley worked closely with both the basketball rehabilitation and performance staff, as well as assisted the director of high performance and sports science in managing team performance data.

While at Duke, Otley also worked with football, men's and women's soccer, men's lacrosse and other Olympic sports during both the 2020-21 and 2021-2022 seasons.

Otley has a strong background in sports science and the application of technology for performance and rehabilitation in collegiate athletics. He is skilled in athlete monitoring, performance assessments and return-to-play testing. He is experienced in the full continuum of post-operative rehabilitation and has helped numerous collegiate and professional basketball players return to playing at an elite level, including multiple national champions in the WNBA, along with men's and women's collegians.

A residency-trained and board-certified clinical specialist in sports physical therapy, Otley earned his doctorate in physical therapy from the University of North Georgia in 2020. He previously received his bachelor's degree in exercise science in 2017 from Asbury University, where he was a member of the swimming team.

Otley serves as the Practice Chair for the College and Professional Sports special interest group of the American Academy of Sports Physical Therapy and holds additional certifications in strength and conditioning, sports performance, dry needling, blood flow restriction training and cartilage procedure rehabilitation.

A native of St. Louis, Otley and his wife, Sarah, also a former collegiate athlete, reside in Cutler Bay, Fla.

ADDITIONAL BASKETBALL STAFF



Reggie Bouchard
Administrative Assistant
to Coach Larrañaga



Monica Mengotti
Coordinator of Operations



Mike Beovides
Graduate Assistant



Cory Callejas
Graduate Assistant



Peter Matthews
Graduate Assistant



Jack Walker
Graduate Assistant



Jason Hicks
Co-Head Student Manager



Aydin Melamed
Co-Head Student Manager



SUPPORT STAFF


COACHES & STAFF



Marlon Clarke
Director
Event Experience



Demetreus Darden
Associate AD
Academic Services



Dr. Eric Goldstein
Sports Psychologist



Tori Irvin
Associate Director
Events & Operations




Ray Lopez
Manager
Information Technology




Tessa Mortensen
Assistant AD
Digital Strategy



Cameron Osburn
Director
Ticket Operations



Tom Ponietowicz
Associate AD
Facilities & Operations



Leo Ramos
Director
Brand Marketing



Alex Schwartz
Director
Communications



Patrick Shea
Sr. Athletics Video Producer



Megan Siebersma
Manager
Production Services



Joe Zagacki
WQAM Radio;
Voice of the Hurricanes



HURRICANES

Photo Roster	36-38
Favour Aire	39
Harlond Beverly	40-43
AJ Casey	44
Filippos Gkogkos	45-46
Bensley Joseph	47-48
Danilo Jovanovich	49
Jordan Miller	50-54
Norchad Omier	55-59
Thomas Oosterbroek	60-61
Nijel Pack	62-66
Wooga Poplar	67-68
Jakai Robinson	69
Anthony Walker	70-73
Christian Watson	74
Isaiah Wong	75-79




PHOTO ROSTER



#0
AJ CASEY
FR. | F | 6-9 | 213
CHICAGO, ILL.
WHITNEY YOUNG



#1
ANTHONY WALKER
4YR. JR. | F | 6-9 | 215
BALTIMORE, MD.
BREWSTER ACADEMY (N.H.)



#2
ISAIAH WONG
4YR. JR. | G | 6-4 | 184
PISCATAWAY, N.J.
MONSIGNOR BONNER (PA.)



#3
CHRISTIAN WATSON
FR. | G | 6-7 | 209
LANHAM, MD.
ST. JOHN'S COLLEGE HS (D.C.)



#4
BENSLEY JOSEPH
SO. | G | 6-2 | 207
ARLINGTON, MASS.
PUTNAM SCIENCE ACADEMY (CONN.)



#5
HARLUND BEVERLY
4YR. JR. | G | 6-6 | 200
DETROIT, MICH.
MONTVERDE ACADEMY (FLA.)



#10
FILIPPOS GKOGKOS
4YR. JR. | G | 6-4 | 200
ATGENS, GREECE
INT'L SCHOOL OF BUCHAREST




#11
JORDAN MILLER
5YR. SR. | G | 6-7 | 195
MIDDLEBURG, VA.
GEORGE MASON UNIVERSITY

PHOTO ROSTER




#12
FAVOUR AIRE
 FR. | C | 6-11 | 215
 EKPOMA, NIGERIA
 BISHOP McNAMARA (MO.)



#13
JAKAI ROBINSON
 RFR. | G | 6-5 | 208
 OSSINING, N.Y.
 ROCK CREEK CHRISTIAN ACAD. (MO.)




#15
NORCHAD OMIER
 3YR. SO. | F | 6-7 | 248
 BLUFIELDS, NICARAGUA
 ARKANSAS STATE UNIVERSITY



#23
DANILO JOVANOVIĆ
 FR. | F | 6-8 | 219
 MILWAUKEE, WIS.
 WHITNALL



#24
NIJEL PACK
 3YR. SO. | G | 6-0 | 184
 INDIANAPOLIS, IND.
 KANSAS STATE UNIVERSITY



#32
THOMAS OOSTERBROEK
 SO. | F | 6-8 | 215
 AMSTERDAM, NETHERLANDS
 BRENTWOOD SCHOOL (CALIF.)



#55
WOOGA POPLAR
 SO. | G | 6-5 | 192
 PHILADELPHIA, PA.
 MATH, CIVICS AND SCIENCES CHARTER




PHOTO ROSTER



JIM LARRAÑAGA
HEAD COACH
12TH SEASON



BILL COURTNEY
ASSOCIATE HEAD COACH
FOURTH SEASON



DJ IRVING
ASSISTANT COACH
SECOND SEASON



KOTIE KIMBLE
ASSISTANT COACH
FIRST SEASON



JEFF DYER
DIRECTOR OF OPERATIONS
SIXTH SEASON (second as DOBO)



JOE GIMBEL
ASSOC. DIRECTOR OF OPS.
SECOND SEASON



JIMMY POLISI
OPERATIONS SPECIALIST
FIRST SEASON



PRESTON GREENE
STRENGTH & COND. COACH
FIRST SEASON



SAM JOHNSON
ATHLETIC TRAINER
SECOND SEASON



TOMMY OTLEY
PHYSICAL THERAPIST
FIRST SEASON



#12 FAVOUR AIRE
FIRST-YEAR FRESHMAN
6-11 • 215 • CENTER
EKPOMA, NIGERIA
BISHOP McNAMARA (MD.)

High School: Graduated from Bishop McNamara High School ... Consensus four-star prospect ... Ranked as the third-best recruit in Maryland by Rivals and fourth-best by both 247Sports and ESPN ... Slotted at No. 61 nationally, including No. 11 among centers, by Rivals ... Finished No. 112 in the 247Sports Composite rankings, good for No. 19 at his position ... McDonald's All-American Game nominee ... Named to *The Washington Post* First Team All-Met as a senior ... Averaged 16.0 points per game and amassed 24 double-doubles ... Grabbed 231 total rebounds to lead the elite WCAC, notching 51 more than the second-place finisher ... Served as a team captain and led McNamara to the WCAC title game ... *WaPo* Honorable Mention All-Met as a sophomore ... Played for New World Basketball on the AAU circuit ... Member of the honor roll ... Marcus Thornton, the 2015 CAA Player of the Year at William & Mary, and former NFL wide receiver Brandon Coleman also graduated from McNamara.

Personal: Full name is Onosedeba Favour Aire ... Name is pronounced On-Err-Seh-DAY-Bah FAY-Vurr EYE-Ray ... Goes by Favour and nickname is Fav ... Born July 21, 2003, in Abuja, Nigeria ... Parents are Chris and Gladys Aire ... Father is a medical lab scientist and mother is a teacher ... Has two older sisters, Miracle and Precious, and one younger brother, David ... Intends to major in computer engineering ... Counts Giannis Antetokounmpo, Joel Embiid and Pascal Siakam as his favorite athletes, followed by Kevin Durant, Anthony Davis, Hakeem Olajuwon, David Robinson and Kobe Bryant ... Best sports memory is beating DeMatha in the 2021 WCAC semifinals ... Committed to Miami over offers from Georgetown, Rutgers and USC ... Chose Miami because of the family feeling and his belief the coaching staff had his best interests at heart.



#5 HARLOND BEVERLY

FOURTH-YEAR JUNIOR

6-6 • 200 • GUARD

DETROIT, MICH.

MONTVERDE ACADEMY (FLA.)

As a Third-Year Sophomore (2021-22):

Played in four games ... Missed the final 30 contests due to a lingering back injury that required surgery ... Notched seven rebounds, five assists, two points and two steals on the year ... Posted four rebounds and two assists in a season-high 12 minutes in the opener against Canisius (11/9) ... Tallied a pair of steals versus UCF (11/13) ... Scored his first points of the season on a dunk against Dayton (11/25) in Kissimmee, Fla. ... Shut down for the season at the end of November.

As a Sophomore (2020-21): Season did not count towards eligibility due to COVID-19 pandemic ... Played in 19 games, starting 15, before missing the final eight contests due to a lingering back injury ... Averaged 6.7 points, 4.5 rebounds, 3.3 assists and 1.5 steals per game ... Paced the Hurricanes in both assists and steals average, as well as ranked fifth in rebounding ... One of four Power Five players in the nation to average 4.5 rebounds, 3.3 assists and 1.5 steals per game, alongside Oklahoma State's Cade Cunningham, Alabama's Herb Jones and Kansas' Marcus Garrett ... Posted the most single-game assists (nine) by a Hurricane since Chris Lykes on 3/8/19 ... If eligible, would have placed sixth in the ACC in steals per game and No. 12 in assists per game ... Finished No. 15 in ACC-only play with 2.93 assists per game ... Tallied double-digit points four times, five-plus rebounds on six occasions, five-plus assists in four outings and multiple steals 10 times, as well as notched one double-double ... Led Miami in assists in a team-best 10 outings, in steals on a co-team-high seven occasions and in both rebounding and blocks thrice ... Recorded Miami's top single-game assist mark (nine) ... Compiled

his first double-double with an 11-point, career-high 11-rebound outing in the season opener against North Florida (11/29), adding three steals ... Grabbed eight boards versus Stetson (12/4) ... Entered the starting lineup for the win over Purdue (12/8), notching nine points, nine rebounds, six assists, four steals and two blocks ... Totaled nine points, five rebounds, four assists and two steals against FGCU (12/12) ... Finished with a season-high 14 points, nine rebounds, six assists and two steals, connecting on two 3-pointers, at No. 24/RV Virginia Tech (12/29) ... Scored 10 points and shot 2-of-3 from deep against Clemson (1/2) ... Posted nine points versus North Carolina (1/5) ... Amassed 10 points and five boards at Boston College (1/12) ... Dished out a career-best nine assists at Wake Forest (1/30) ... Scored eight points in the win over Duke (2/1).

As a Freshman (2019-20): One of three Hurricanes to play in all 31 games, earning five starts ... Averaged 7.2 points, 2.3 rebounds and 2.3 assists, second on the team, across 19.9 minutes per game ... Seventh of eight Miami freshmen (six true) with a 20-point game in the ACC era, including the first since Lonnie Walker IV on 1/27/18 ... Tied for the fifth-most minutes (40) in a contest by a Miami freshman in the ACC era ... First Miami freshman with a five-assist game since Chris Lykes on 1/31/18 ... Amassed three of the team's six, six-assist games and tied for the second-most made free throws (eight) in a contest by a Hurricane ... Logged double-digit points nine times, five-plus rebounds in three appearances and multiple steals on five occasions, while playing 30-plus minutes in four affairs ... Led Miami with four five-assist performances and with 71

total assists ... Paced the Hurricanes twice each in scoring and rebounding ... Scored nine points against fifth-ranked Louisville (11/5) in his college debut ... Notched 14 points and four assists versus Florida Atlantic (11/8), finishing 6-of-9 from the floor and 2-of-3 beyond the arc ... Posted 15 points on 6-of-11 shooting, adding four assists, in his first road game, a win at UCF (11/12) ... Notched 10 points and went 2-of-4 from deep against Quinnipiac (11/16) ... Scored 12 points and went 6-of-8 at the line versus Alabama A&M (12/14) ... Dished out a season-best six assists versus Coppin State (12/21) ... Limited to three minutes at No. 13/11 Louisville (1/7) due to upper back spasms ... Posted five assists and a season-high two blocks against Pittsburgh (1/12) ... Scored nine points in 35 minutes in his first start, a road affair at North Carolina (1/25) ... Tallied 13 points, including six in the final 42 seconds, plus tied season highs in both assists (six) and steals (three), against Virginia Tech (1/28) in his first home start ... Logged 11 points and five boards in 35 minutes at Pittsburgh (2/2) ... Scored a season-high 20 points against NC State (2/5), finishing 7-of-12 from the floor and 5-of-6 at the line while playing all 40 minutes, also setting season bests in made field goals and minutes ... Scored 14 points at eighth-ranked Florida State (2/8), setting season highs in free throws made (eight) and attempted (10) ... Stuffed the stat sheet with nine points, a season-high seven rebounds, a season-high-tying six assists and two steals against Boston College (2/12), while making all of his shots from the field and the line ... Compiled 12 points on 6-of-12 shooting and a co-season-high six steals at Notre Dame (2/23).

High School: Graduated from Montverde Academy (Fla.) ... Consensus four-star

recruit ... Tabbed as the No. 42 prospect nationally by Rivals, including ninth among shooting guards ... Ranked No. 69 in the country by 247Sports and No. 55 by ESPN ... Averaged 14.0 points per game in his lone year at Montverde, aiding the team to a 22-3 record and a No. 4 spot in the USA TODAY Super 25 Expert Rankings ... Scored a team-high 23 points in the GEICO Nationals semifinals against national champion IMG Academy ... Led Southfield Christian (Mich.) to the Class D state championship during his junior season, tallying 23 points, seven rebounds, four assists, eight blocks and six steals in the title game ... Earned Associated Press Class D Player of the Year honors after averaging 16 points, six rebounds, six assists and three steals per game ... Helped his team to the Class D semifinals as a sophomore ... Attended University of Detroit Jesuit as a freshman and scored 51 points in a junior varsity game ... Former Montverde basketball players include Precious Achiuwa, RJ Barrett, Joel Embiid, Luc Richard Mbah a Moute, D'Angelo Russell and Ben Simmons ... Roommate of Achiuwa, now with the Toronto Raptors, during their year together at Montverde.

Personal: Full name is Harlond Terrill Beverly ... Goes by "H" ... Born May 31, 2001 ... Parents are Clayton and Rebecca Holmes ... Father works for an energy company and mother works in a senior citizen community ... Has a younger sister, Madison ... First cousin once removed is Jon Berti of the Miami Marlins ... Majoring in sport administration with a minor in sociology ... Favorite athlete is CJ McCollum ... Best sports memory is playing in the 2019 GEICO Nationals ... Committed to Miami over Georgia, Indiana, Kansas and Michigan State.

BEVERLY CAREER STATISTICS										3-Point				Free Throws				Rebounds				Scoring			
Season	GP	GS	Min.	Avg.	FG	FGA	Pct.	FG	FGA	Pct.	FT	FTA	Pct.	Off.	Def.	Tot.	Avg.	PF	FO	Ast.	TO	Blk	Stl	Pts.	Avg.
2019-20	31	5	617	19.9	85	210	.405	14	64	.219	40	54	.741	11	60	71	2.3	48	0	71	69	6	21	224	7.2
2020-21	19	15	545	28.7	51	154	.331	7	47	.149	19	47	.404	6	80	86	4.5	32	0	62	52	6	29	128	6.7
2021-22	4	0	37	9.3	1	7	.143	0	2	.000	0	0	.000	1	6	7	1.8	5	0	5	2	0	2	2	0.5
Total	54	20	1199	22.2	137	371	.369	21	113	.186	59	101	.584	18	146	164	3.0	85	0	138	123	12	52	354	6.6



2021-22	GS	MIN	FG	3FG	FT	O-D-T	AVG	PF	FO	A	TO	Blk	Stl	Pts	Avg
Canisius	12	0-2	0-0	0-0	0-4	4.0	0	0	2	0	0	0	0	0	0.0
UCF	7	0-2	0-1	0-0	1-1	3.0	0	0	1	1	0	2	0	0	0.0
at Fla. Atlantic	DNP														
Florida A&M	11	0-0	0-0	0-0	0-0	2.0	3	0	2	1	0	0	0	0	0.0
vs. Dayton	7	1-3	0-1	0-0	0-1	1.8	2	0	0	0	0	0	0	2	0.5
vs. North Tex.	DNP														
vs. Alabama	DNP														
at Penn State	DNP (back)														
Clemson	DNP (back)														
Lipscomb	DNP (back)														
vs. Fordham	DNP (back)														
Stetson	DNP (back)														
NC State	DNP (back)														
Wake Forest	DNP (back)														
Syracuse	DNP (back)														
at Duke	DNP (back)														
at Florida St.	DNP (back)														
N. Carolina	DNP (back)														
Florida St.	DNP (back)														
at Va. Tech	DNP (back)														
at Ga. Tech	DNP (back)														
Notre Dame	DNP (back)														
at Virginia	DNP (back)														
Ga. Tech	DNP (back)														
at Wake For.	DNP (back)														
at Louisville	DNP (back)														
Virginia	DNP (back)														
at Pittsburgh	DNP (back)														
Va. Tech	DNP (back)														
at Boston Col.	DNP (back)														
at Syracuse	DNP (back)														
vs. Boston Col.	DNP (back)														
vs. Duke	DNP (back)														
vs. USC	DNP (back)														
vs. Auburn	DNP (back)														
vs. Iowa State	DNP (back)														
vs. Kansas	DNP (back)														

HURRICANES

2020-21	GS	Min	FG	3FG	FT	O-D-T	Avg	PF	FO	A	TO	Blk	Stl	Pts	Avg
North Florida	21	4-7	1-1	2-9	1-10	11.0	11.0	2	0	2	5	0	3	11	11.0
Stetson	24	0-5	0-2	5-6	0-8	9.5	3	0	6	3	0	0	5	8.0	
Purdue	* 35	4-9	0-3	1-3	1-8	9.3	2	0	6	4	2	4	9	8.3	
FGCU	* 39	4-13	0-5	1-2	0-5	8.3	3	0	4	3	0	2	9	8.5	
Pittsburgh	* 35	3-11	1-5	2-8	0-4	7.4	1	0	3	7	0	1	9	8.6	
Jacksonville	* 27	2-7	1-5	0-0	2-2	6.8	4	0	3	1	0	1	5	8.0	
at Va. Tech	* 30	6-13	2-4	0-0	1-8	7.1	3	0	6	5	0	2	14	8.9	
Clemson	* 25	4-8	2-3	0-1	0-3	6.6	1	0	3	3	0	2	10	9.0	
N. Carolina	* 34	3-14	0-4	3-5	0-2	6.1	1	0	2	3	0	2	9	9.0	
at NC State	* 35	2-7	0-1	2-3	0-4	5.9	2	0	3	2	2	1	6	8.7	
at Boston Col.	* 35	5-8	0-1	0-0	0-5	5.8	1	0	2	0	0	0	10	8.8	
Louisville	* 38	2-8	0-2	1-2	0-4	5.7	1	0	2	1	0	1	5	8.5	
at Syracuse	* 17	1-5	0-2	1-2	1-2	5.5	0	0	3	6	0	2	3	8.1	
Notre Dame	19	0-3	0-1	0-0	0-1	5.1	1	0	2	2	0	1	0	7.5	
at Florida St.	* 27	2-8	0-4	1-2	0-3	5.0	2	0	0	3	0	1	5	7.3	
at Wake For.	* 34	2-6	0-1	0-2	0-3	4.9	3	0	9	2	0	2	4	7.1	
Duke	* 24	4-10	0-1	0-0	0-4	4.8	0	0	2	1	0	2	8	7.2	
Va. Tech	16	2-4	0-1	0-0	0-1	4.6	1	0	1	1	0	0	4	7.0	
at Notre Dame*	30	1-8	0-1	0-2	0-3	4.5	1	0	3	0	2	2	2	6.7	
Ga. Tech	DNP (back)														
Florida St.	DNP (back)														
at Clemson	DNP (back)														
at Virginia	DNP (back)														
Boston Col.	DNP (back)														
vs. Pittsburgh	DNP (back)														
vs. Clemson	DNP (back)														
vs. Ga. Tech	DNP (back)														

2019-20	GS	Min	FG	3FG	FT	O-D-T	Avg	PF	FO	A	TO	Blk	Stl	Pts	Avg
Louisville	22	4-11	1-4	0-0	0-1-1	1.0	2	0	2	0	0	0	1	9	9.0
Fla. Atlantic	28	6-9	2-3	0-2	0-3-3	2.0	1	0	4	2	0	1	14	11.5	
at UCF	25	6-11	1-2	2-4	0-1-1	1.7	0	0	4	2	0	0	15	12.7	
Quinnipiac	21	4-13	2-4	0-1	0-3-3	2.0	3	0	3	2	0	2	10	12.0	
vs. Missouri St.	13	1-4	0-1	4-4	0-1-1	1.8	1	0	1	2	0	0	6	10.8	
vs. Florida	13	0-3	0-2	2-2	1-1-2	1.8	2	0	1	2	0	0	2	9.3	
vs. UConn	17	3-6	1-1	0-0	0-3-3	2.0	4	0	3	3	0	0	7	9.0	
at Illinois	5	1-1	0-0	0-0	0-0-0	1.8	3	0	0	3	0	0	2	8.1	
Alabama A&M	26	3-6	0-1	6-8	2-2-4	2.0	2	0	3	1	1	0	12	8.6	
vs. Temple	15	3-7	0-1	0-0	0-0-0	1.8	0	0	1	2	0	1	6	8.3	
Coppin St.	20	1-3	1-1	0-0	0-4-4	2.0	1	0	6	1	0	1	3	7.8	
at Clemson	16	1-5	1-3	0-0	0-3-3	2.1	2	0	1	5	0	3	3	7.4	
Duke	19	3-6	0-1	0-0	1-0-1	2.0	1	0	1	3	1	0	6	7.3	
at Louisville	3	1-2	0-1	0-0	0-0-0	1.9	0	0	0	1	0	0	2	6.9	
Pittsburgh	18	3-5	0-2	0-0	0-1-1	1.8	3	0	5	3	2	1	6	6.9	
at NC State	18	3-7	0-2	0-0	0-0-0	1.7	2	0	0	3	1	0	6	6.8	
Florida St.	26	3-7	1-2	1-2	1-2-3	1.8	4	0	3	5	0	2	8	6.9	
at Duke	21	0-6	0-3	0-0	1-1-2	1.8	2	0	3	3	0	0	0	6.5	
at N. Carolina *	35	3-9	0-2	3-4	0-3-3	1.8	2	0	2	4	0	0	9	6.6	
Va. Tech *	31	4-8	1-1	4-4	0-4-4	2.0	2	0	6	4	0	3	13	7.0	
at Pittsburgh *	35	4-12	1-7	2-2	0-5-5	2.1	4	0	2	2	0	0	11	7.1	
NC State *	40	7-12	1-6	5-6	2-1-3	2.1	1	0	3	5	0	1	20	7.7	
at Florida St. *	28	3-13	0-2	8-10	1-1-2	2.1	1	0	1	3	0	1	14	8.0	
Boston Col.	26	3-3	1-1	2-2	0-7-7	2.3	1	0	6	5	0	2	9	8.0	
Wake For.	14	1-5	0-1	0-0	0-2-2	2.3	1	0	3	0	0	0	2	7.8	
at Va. Tech	9	0-0	0-0	0-0	0-1-1	2.3	0	0	2	0	0	0	0	7.5	
at Notre Dame	18	6-12	0-1	0-0	1-5-6	2.4	1	0	3	0	0	1	12	7.7	
at Ga. Tech	12	3-8	0-1	0-1	0-1-1	2.4	1	0	0	1	1	0	6	7.6	
Virginia	18	3-7	0-3	0-0	1-1-2	2.3	1	0	1	0	0	0	6	7.6	
Syracuse	21	2-9	0-5	1-2	0-2-2	2.3	0	0	1	1	0	1	5	7.5	
vs. Clemson	4	0-0	0-0	0-0	0-1-1	2.3	0	0	0	1	0	0	0	7.2	

BEVERLY'S CAREER HIGHS

Points

Career: 20 NC State, 2/5/20
ACC: 20 NC State, 2/5/20

Rebounds

Career: 11 North Florida, 11/29/20
ACC: 9 at Virginia Tech, 12/29/20

Assists

Career: 9 at Wake Forest, 1/30/21
ACC: 9 at Wake Forest, 1/30/21

Steals

Career: 4 Purdue, 12/8/20
ACC: 2x, last vs. Virginia Tech, 1/28/20

Blocked Shots

Career: 2 4x, last at Notre Dame, 2/14/21
ACC: 2 3x, last at Notre Dame, 2/14/21

Field Goals Made

Career: 7 NC State, 2/5/20
ACC: 7 NC State, 2/5/20

Field Goal Attempts

Career: 14 North Carolina, 1/5/21
ACC: 14 North Carolina, 1/5/21

3-Point Field Goals Made

Career: 2 4x, last vs. Clemson, 1/2/21
ACC: 2 2x, last vs. Clemson, 1/2/21

3-Point Field Goal Attempts

Career: 7 at Pittsburgh, 2/2/20
ACC: 7 at Pittsburgh, 2/2/20

Free Throws Made

Career: 8 at Florida State, 2/8/20
ACC: 8 at Florida State, 2/8/20

Free Throw Attempts

Career: 10 at Florida State, 2/8/20
ACC: 10 at Florida State, 2/8/20

Minutes

Career: 40 NC State, 2/5/20
ACC: 40 NC State, 2/5/20




#0 AJ CASEY
FIRST-YEAR FRESHMAN
6-9 • 213 • FORWARD
CHICAGO, ILL.
WHITNEY YOUNG

High School: Graduated from Whitney M. Young Magnet High School ... Consensus four-star recruit ... Tabbed the premier recruit in Illinois by Rivals, as well as third-best by ESPN and fourth-best by 247Sports ... Ranked No. 50 in the country by Rivals and No. 55 by ESPN, both placing him sixth among power forwards ... Finished No. 73 in the 247Sports Composite rankings, good for No. 12 among power forwards ... McDonald's All-American Game nominee ... Four-time all-state pick, three-time *Chicago Sun Times* All-Area designee and two-year team captain ... Put up 19.0 points, 10.0 rebounds, 5.0 assists, 3.0 steals and 3.0 blocks per game as a senior ... Unanimous first team all-state selection ... Named to the City of Palms First Team and the Bass Pro Shops Tournament of Champions First Team ... Guided his team to a 25-10 record, a city title, a conference crown and a state finals berth ... Averaged 16.0 points, 10.0 rebounds, 4.0 assists, 3.0 steals and 2.0 blocks per game as a junior ... Led his team to a 15-1 record and a league title ... Attended Tinley Park High School as a sophomore and eclipsed the career 1,000-point mark ... Played at Simeon Career Academy as a freshman, earning MaxPreps Freshman All-America Honorable Mention status ... Attended four USA Basketball camps: Oct. 2018 Junior National Team (Colorado Springs, Colo.), April 2019 Junior

National Team (Minneapolis), May 2019 U16 National Team (Fort Lauderdale, Fla.) and July 2019 Junior National Team (Colorado Springs) ... Helped Meanstreets reach the 2021 Nike EYBL Peach Jam semifinals ... Four-year high school honor roll student graduated with a 3.6 GPA ... Notable Whitney Young graduates include Missouri head basketball coach Dennis Gates, 1991 No. 1 NFL Draft pick Russell Maryland (Miami alumnus), former First Lady Michelle Obama, 2015 top-three NBA Draft pick Jahlil Okafor, 13-year NBA player Quentin Richardson and actor Craig Robinson.

Personal: Full name is Andre Thomas Casey Jr. ... Goes by AJ ... Born Jan. 26, 2004 ... Parents are Andre Casey Sr., and Chermere Lanier-Casey ... Has a younger brother, A'mere ... Majoring in communication with an undeclared track ... Favorite athlete is LeBron James because of how he carries himself, his work ethic and the things he does both on and off the court ... Best sports memory is winning the city championship as a senior ... Played football in middle school ... Committed to Miami over DePaul, Gonzaga, Memphis, Michigan and Ohio State, among many others ... Chose Miami because he felt it was the best fit.



#10 FILIPPOS GKOGKOS

FOURTH-YEAR JUNIOR

6-4 • 200 • GUARD

ATHENS, GREECE

INTERNATIONAL SCHOOL OF BUCHAREST (ROMANIA)

As a Third-Year Sophomore (2021-22): **NABC Honors Court**

Appeared in six games, including two in the NCAA Tournament ... Grabbed one board in six total minutes of play ... Season debut came in Kissimmee, Fla., against No. 10/9 Alabama (11/28) ... Pulled down a rebound in the win over eventual NCAA runner-up North Carolina (1/18) ... Appeared in the Hurricanes' NCAA Tournament Round of 32 triumph over No. 8/7 Auburn (3/20) ... Played the final 100 seconds of the season versus the eventual national champion, third-ranked Kansas (3/27), in the Elite Eight.

As a Sophomore (2020-21): Season did not count towards eligibility due to COVID-19 pandemic ... Played in four games, all against conference foes ... Finished the year with one rebound in seven minutes of action ... Took classes remotely from Romania during the fall and returned to Miami in January, rejoining the team in advance of its win over No. 16/18 Louisville (1/6/21) ... Made his season debut at No. 16 Florida State (1/27) ... Also earned playing time versus Georgia Tech (2/20) and No. 11/9 Florida State (2/24), as well as on the road against the reigning national champion, No. 21/20 Virginia (3/1).

As a Freshman (2019-20): Joined the team as a walk-on ... Appeared in seven games, including five in ACC play ... Totaled three rebounds and one steal in 14 minutes of action ... Made his Miami debut against Quinnipiac (11/16) ... Grabbed two rebounds versus Coppin State (12/21) ... Played a season-high six minutes at North Carolina (1/25) and recorded his first

steal ... Pulled down a rebound at eighth-ranked Florida State (2/8).

High School: Graduated from the International School of Bucharest in Romania ... Played for Ka Sam Basketball Club ... Aided his team to a third-place finish in the Romanian Basketball Federation tournament in 2019 ... Ranked as a top-five player in the league after averaging 23 points, 12 rebounds and four assists per game ... Helped his team finish second in 2018 after tallying 20 points, 11 boards and five assists per contest ... Finished in fourth place in Romania in 2017 and took second in 2016 ... Competed in national and international fencing tournaments, including winning the Romanian U16 title in 2017 and U17 crown in 2018, as well as the Greek U20 championship in 2018 ... High school prefect and high honors receipt for his academic success.

Personal: Full name is Filippos Gkogkos ... Name is pronounced Fill-EEP-Ose GO-Gose ... Goes by Filip ... Born June 16, 2001 ... Parents are Anargyros Gkogkos and Theano Milla ... Father is a business executive and mother owns a company ... Has an older brother, Alexandros ... Double-majoring in business analytics and finance, with a minor in political economy business ... Favorite athlete is LeBron James because of his athletic ability, accomplishments, community involvement and personality ... Best sports memory is winning the Romanian national title in 2015, the year before starting high school ... Chose Miami because of its great business school, receiving an academic scholarship and the opportunities the University provides ... Also considered attending Drexel, Hofstra, North Carolina and San Diego.

GKOGKOS CAREER STATISTICS																							
Season	GP	GS	Min.	Avg.	FG	FGA	Pct.	3-Point	FT	FTA	Pct.	Rebounds	Scoring										
												Off.	Def.	Tot.	Avg.	PF	FO	Ast.	TO	Blk	Stl	Pts.	Avg.
2019-20	7	0	14	2.0	0	3	.000	0	0	0	.000	1	2	3	0.4	1	0	0	0	0	1	0	0.0
2020-21	4	0	6	1.5	0	1	.000	0	0	0	.000	1	0	1	0.3	0	0	0	0	0	0	0	0.0
2021-22	6	0	6	1.0	0	1	.000	0	1	0	.000	0	1	1	0.2	0	0	0	0	0	0	0	0.0
Total	17	0	26	1.5	0	5	.000	0	1	0	.000	2	3	5	0.3	1	0	0	0	0	1	0	0.0



	GS	MIN	FG	3FG	FT	O-D-T	AVG	PF	FO	A	TO	Blk	Stl	Pts	Avg	
2021-22																
Canisius	DNP															
UCF	DNP															
at Fla. Atlantic	DNP															
Florida A&M	DNP															
vs. Dayton	DNP															
vs. North Tex.	DNP															
vs. Alabama	2	0-1	0-1	0-0	0-0-0	0.0	0	0	0	0	0	0	0	0	0.0	
at Penn State	DNP															
Clemson	DNP															
Lipscomb	1	0-0	0-0	0-0	0-0-0	0.0	0	0	0	0	0	0	0	0	0.0	
vs. Fordham	DNP															
Sletson	DNP															
NC State	DNP															
Wake Forest	DNP															
Syracuse	DNP															
at Duke	DNP															
at Florida St.	DNP															
N. Carolina	1	0-0	0-0	0-0	0-1-1	0.3	0	0	0	0	0	0	0	0	0.0	
Florida St.	DNP															
at Va. Tech	DNP															
at Ga. Tech	DNP															
Notre Dame	DNP															
at Virginia	DNP															
Ga. Tech	DNP															
at Wake For.	DNP															
at Louisville	DNP															
Virginia	DNP															
at Pittsburgh	0+	0-0	0-0	0-0	0-0-0	0.3	0	0	0	0	0	0	0	0	0.0	
Va. Tech	DNP															
at Boston Col.	DNP															
at Syracuse	DNP															
vs. Boston Col.	DNP															
vs. Duke	DNP															
vs. USC	DNP															
vs. Auburn	0+	0-0	0-0	0-0	0-0-0	0.2	0	0	0	0	0	0	0	0	0.0	
vs. Iowa State	DNP															
vs. Kansas	2	0-0	0-0	0-0	0-0-0	0.2	0	0	0	0	0	0	0	0	0.0	
2020-21																
North Florida	DNP															
Sletson	DNP															
Purdue	DNP															
FGCU	DNP															
Pittsburgh	DNP															
Jacksonville	DNP															
at Va. Tech	DNP															
Clemson	DNP															
N. Carolina	DNP															
at NC State	DNP															
at Boston Col.	DNP															
Louisville	DNP															
at Syracuse	DNP															
Notre Dame	DNP															
at Florida St.	2	0-1	0-0	0-0	0-0-0	0.0	0	0	0	0	0	0	0	0	0.0	
at Wake For.	DNP															
Duke	DNP															
Va. Tech	DNP															
at Notre Dame	DNP															
Ga. Tech	2	0-0	0-0	0-0	0-0-0	0.0	0	0	0	0	0	0	0	0	0.0	
Florida St.	2	0-0	0-0	0-0	1-0-1	0.3	0	0	0	0	0	0	0	0	0.0	
at Clemson	DNP															
at Virginia	0+	0-0	0-0	0-0	0-0-0	0.3	0	0	0	0	0	0	0	0	0.0	
Boston Col.	DNP															
vs. Pittsburgh	DNP															
vs. Clemson	DNP															
vs. Ga. Tech	DNP															
2019-20																
Louisville	DNP															
Fla. Atlantic	DNP															
at UCF	DNP															
Quinnipiac	1	0-0	0-0	0-0	0-0-0	0.0	0	0	0	0	0	0	0	0	0.0	
vs. Missouri St.	DNP															
vs. Florida	DNP															
vs. UConn	DNP															
at Illinois	DNP															
Alabama A&M	DNP															
vs. Temple	DNP															
Coppin St.	3	0-0	0-0	0-0	0-2-2	1.0	1	0	0	0	0	0	0	0	0.0	
at Clemson	DNP															
Duke	DNP															
at Louisville	DNP															
Pittsburgh	DNP															
at NC State	0+	0-0	0-0	0-0	0-0-0	0.7	0	0	0	0	0	0	0	0	0.0	
Florida St.	DNP															
at Duke	1	0-0	0-0	0-0	0-0-0	0.5	0	0	0	0	0	0	0	0	0.0	
at N. Carolina	6	0-2	0-0	0-0	0-0-0	0.4	0	0	0	0	0	0	1	0	0.0	
Va. Tech	DNP															
at Pittsburgh	DNP															
NC State	DNP															
at Florida St.	2	0-1	0-0	0-0	1-0-1	0.5	0	0	0	0	0	0	0	0	0.0	
Boston Col.	1	0-0	0-0	0-0	0-0-0	0.4	0	0	0	0	0	0	0	0	0.0	
Wake For.	DNP															
at Va. Tech	DNP															
at Notre Dame	DNP															
at Ga. Tech	DNP															
Virginia	DNP															
Syracuse	DNP															
at Wake For.	DNP															

GKOGKOS' CAREER HIGHS

Points

Career: –
ACC: –

Rebounds

Career: 2 Coppin State, 12/21/19
ACC: 1 2x, last vs. Florida State, 2/24/21

Assists

Career: –
ACC: –

Steals

Career: 1 at North Carolina, 1/25/20
ACC: 1 at North Carolina, 1/25/20

Blocked Shots

Career: –
ACC: –

Field Goals Made

Career: –
ACC: –

Field Goal Attempts

Career: 2 at North Carolina, 1/25/20
ACC: 2 at North Carolina, 1/25/20

3-Point Field Goals Made

Career: –
ACC: –

3-Point Field Goal Attempts

Career: 1 vs. Alabama, 11/28/21
ACC: –

Free Throws Made

Career: –
ACC: –

Free Throw Attempts

Career: –
ACC: –

Minutes

Career: 6 at North Carolina, 1/25/20
ACC: 6 at North Carolina, 1/25/20



#4 BENSLY JOSEPH
SECOND-YEAR SOPHOMORE
6-2 • 207 • GUARD
ARLINGTON, MASS.
PUTNAM SCIENCE ACADEMY (CONN.)

As a Freshman (2021-22): Appeared in the final 36 games of the season ... Averaged 2.3 points and 1.6 rebounds per game while shooting 39.5 percent (18-of-39) from 3-point range and 83.3 percent (15-of-18) at the line ... Made nine of his first 13 3-point attempts, including seven of his first nine ... After not playing in the season opener, debuted with three points in 17 minutes against UCF (11/13) ... Shot 4-of-4 on free throws, a season high in each area, at Florida Atlantic (11/16) in his first road action ... Posted a season-best eight points on 3-of-4 shooting, including a 2-of-3 clip from deep, against Dayton (11/25) in Kissimmee, Fla. ... Recorded seven points in 19 minutes versus NC State (12/29) ... Scored six points on a pair of 3-pointers, the latter giving Miami the lead after trailing by 18, in the win over Syracuse (1/5) ... Notched five points and two assists in 19 minutes in the victory against eventual NCAA runner-up North Carolina (1/18) ... Finished with five points, five rebounds and two assists in 22 minutes at Georgia Tech (1/29), hitting his lone 3-pointer ... Logged five points and two assists in 19 minutes versus Notre Dame (2/2) ... Set season highs in rebounds (six), assists (four) and minutes (28) against Georgia Tech (2/9), his third multi-assist outing in a four-game stretch after posting just two prior ... Scored six points and made both his 3-pointers at Pittsburgh (2/22) ... Tied his season high with six boards in 20 minutes in a homecoming game at Boston College (3/2) ... Appeared in all four NCAA Tournament games, including notching 15 minutes in the first-round win over No. 21/22 USC (3/18) and 17 in the Elite Eight game against the eventual national champion, third-ranked Kansas (3/27).

High School: Graduated from Putnam Science Academy (Conn.) ... Consensus top-150 recruit,

unanimously considered the best prospect in Connecticut ... Considered a four-star recruit by ESPN, 247Sports and the 247Sports Composite ... Ranked No. 80 overall and No. 14 among point guards by ESPN ... Placed No. 126 in the 247 rankings, including No. 19 at his position ... Tabled as the No. 103 recruit, including No. 16 among point guards, by the 247Sports Composite ... Also finished No. 148 in the Rivals rankings, good for No. 27 at his position ... Missed his entire senior season with a left ankle injury sustained in a scrimmage ... Attended Cushing Academy (Mass.) as a junior and served as the team captain ... Averaged 15.4 points, 7.2 rebounds and 6.8 assists per game, en route to Class AA All-NEPSAC honors ... Went to his hometown Arlington High School (Mass.) for two years ... Played on the soccer team as a sophomore ... The Detroit Pistons' Hamidou Diallo also graduated from Putnam, while the Milwaukee Bucks' Pat Connaughton also hails from Arlington, Mass.

Personal: Full name is Bensley Ralph Joseph ... Goes by Benz ... Born Feb. 18, 2002, in Miami ... Lived in Miami for the first eight months of his life, before moving to Massachusetts ... Mother is Rachel Lamonge, who is originally from Haiti ... Does not have any siblings ... Majoring in exploratory arts & sciences ... Favorite athlete is Damian Lillard because he is a realist on and off the court, as well as a reliable late-game player ... Best sports memory is hitting a buzzer-beating jump-shot against Canterbury School as a junior and getting mobbed by his teammates ... Committed to Miami over Boston College, Georgetown, Marquette and Providence ... Chose Miami because he felt the staff valued his game and showed the most interest.

JOSEPH CAREER STATISTICS										3-Point			Free Throws			Rebounds			Scoring						
Season	GP	GS	Min.	Avg.	FG	FGA	Pct.	FG	FGA	Pct.	FT	FTA	Pct.	Off.	Def.	Tot.	Avg.	Pf	FO	Ast.	TO	Blk	Stl	Pts.	Avg.
2021-22	36	0	480	13.3	26	75	.347	15	38	.395	15	18	.833	10	48	58	1.6	42	0	28	25	3	16	82	2.3
Total	36	0	480	13.3	26	75	.347	15	38	.395	15	18	.833	10	48	58	1.6	42	0	28	25	3	16	82	2.3



2021-22	GS	MIN	FG	3FG	FT	O-D-T	AVG	PF	FO	A	TO	Blk	Stl	Pts	Avg
Canisius	DNP														
UCF	16	1-1	1-1	0-0	0-1-1	1.0	2	0	1	0	0	1	3	3.0	
at Fla. Atlantic	13	0-1	0-0	4-4	0-1-1	1.0	0	0	0	0	0	0	4	3.5	
Florida A&M	8	0-3	0-0	0-0	0-3-3	1.7	0	0	1	1	0	0	0	2.3	
vs. Dayton	13	3-4	2-3	0-0	0-1-1	1.5	2	0	1	1	0	1	8	3.8	
vs. North Tex.	9	0-1	0-0	0-0	0-0-0	1.2	0	0	1	1	0	0	0	3.0	
vs. Alabama	15	0-1	0-0	0-1	0-3-3	1.5	2	0	0	2	0	0	0	2.5	
at Penn State	11	0-1	0-0	0-0	0-2-2	1.6	2	0	1	0	0	1	0	2.1	
Clemson	8	1-1	1-1	0-0	0-2-2	1.6	1	0	0	0	0	0	3	2.3	
Lipscomb	18	0-2	0-0	0-0	1-3-4	1.9	2	0	2	1	0	0	0	2.0	
vs. Fordham	6	0-0	0-0	0-0	0-0-0	1.7	0	0	1	1	0	0	0	1.8	
Stetson	17	1-3	1-1	2-2	2-0-2	1.7	1	0	1	1	0	0	5	2.1	
NC State	18	2-3	1-2	2-2	0-1-1	1.7	3	0	1	0	0	1	7	2.5	
Wake Forest	12	1-1	1-1	1-2	0-0-0	1.5	4	0	1	0	0	1	4	2.6	
Syracuse	13	2-6	2-6	0-0	0-1-1	1.5	0	0	1	1	0	1	6	2.9	
at Duke	6	0-0	0-0	0-0	0-0-0	1.4	1	0	0	1	0	1	0	2.7	
at Florida St.	12	0-1	0-1	0-0	0-0-0	1.3	0	0	0	1	0	0	0	2.5	
N. Carolina	19	2-4	1-2	0-0	0-3-3	1.4	2	0	2	0	0	0	5	2.6	
Florida St.	6	1-1	1-1	0-0	0-0-0	1.3	1	0	0	0	0	0	3	2.7	
at Va. Tech	13	0-1	0-0	0-0	0-0-0	1.3	1	0	0	0	0	0	0	2.5	
at Ga. Tech	22	1-1	1-1	2-3	0-5-5	1.5	0	0	2	3	0	0	5	2.7	
Notre Dame	19	2-4	1-2	0-0	1-1-2	1.5	2	0	2	0	0	0	5	2.8	
at Virginia	11	1-2	0-0	0-0	1-0-1	1.5	1	0	1	1	1	2	2	2.7	
Ga. Tech	29	1-5	0-3	2-2	2-4-6	1.7	1	0	4	1	0	1	4	2.8	
at Wake For.	14	1-2	0-1	0-0	0-4-4	1.8	2	0	2	1	0	0	2	2.8	
at Louisville	13	0-1	0-1	0-0	1-1-2	1.8	0	0	2	0	0	0	0	2.6	
Virginia	17	1-10	0-2	0-0	2-0-2	1.8	2	0	0	0	0	1	2	2.6	
at Pittsburgh	14	2-3	2-2	0-0	0-0-0	1.7	2	0	0	0	0	0	6	2.7	
Va. Tech	14	0-1	0-1	0-0	0-0-0	1.6	0	0	0	0	0	2	0	2.6	
at Boston Col.	19	1-4	0-1	0-0	0-6-6	1.8	1	0	0	2	1	0	2	2.6	
at Syracuse	13	1-1	0-0	0-0	0-1-1	1.8	0	0	0	1	0	1	2	2.6	
vs. Boston Col.	13	0-2	0-2	0-0	0-0-0	1.7	0	0	0	0	0	0	0	2.5	
vs. Duke	8	0-0	0-0	0-0	0-1-1	1.7	1	0	0	0	0	0	0	2.4	
vs. USC	15	0-1	0-1	2-2	0-1-1	1.7	0	0	1	0	0	1	2	2.4	
vs. Auburn	4	0-0	0-0	0-0	0-2-2	1.7	0	0	0	0	0	0	0	2.4	
vs. Iowa State	5	0-1	0-1	0-0	0-0-0	1.6	2	0	1	1	1	1	1	2.3	
vs. Kansas	17	1-2	0-1	0-0	0-1-1	1.6	4	0	1	2	0	0	2	2.3	

JOSEPH'S CAREER HIGHS

Points

Career: 8 vs. Dayton, 11/25/21
ACC: 7 NC State, 12/29/21

Rebounds

Career: 6 2x, last at Boston College, 3/2/22
ACC: 6 2x, last at Boston College, 3/2/22

Assists

Career: 4 Georgia Tech, 2/9/22
ACC: 4 Georgia Tech, 2/9/22

Steals

Career: 2 2x, last vs. Virginia Tech, 2/26/22
ACC: 2 2x, last vs. Virginia Tech, 2/26/22

Blocked Shots

Career: 1 3x, last vs. Iowa State, 3/25/22
ACC: 1 2x, last at Boston College, 3/2/22

Field Goals Made

Career: 3 vs. Dayton, 11/25/21
ACC: 2 5x, last at Pittsburgh, 2/22/22

Field Goal Attempts

Career: 10 Virginia, 2/19/22
ACC: 10 Virginia, 2/19/22

3-Point Field Goals Made

Career: 2 3x, last at Pittsburgh, 2/22/22
ACC: 2 2x, last at Pittsburgh, 2/22/22

3-Point Field Goal Attempts

Career: 6 Syracuse, 1/5/22
ACC: 6 Syracuse, 1/5/22

Free Throws Made


Career: 4 at Florida Atlantic, 11/16/21
ACC: 2 3x, last vs. Georgia Tech, 2/9/22

Free Throw Attempts

Career: 4 at Florida Atlantic, 11/16/21
ACC: 3 at Georgia Tech, 1/29/22

Minutes

Career: 28 Georgia Tech, 2/9/22
ACC: 28 Georgia Tech, 2/9/22



#23 DANILO JOVANOVIĆ

FIRST-YEAR FRESHMAN

6-8 • 219 • FORWARD

MILWAUKEE, WIS.

WHITNALL

High School: Graduated from Whitnall High School ... Labeled a four-star recruit by ESPN and a three-star player by 247Sports and Rivals ... Considered the third-best prospect in Wisconsin by 247Sports and fifth-best by ESPN ... Placed No. 186 in the 247Sports Composite rankings, good for No. 43 among small forwards ... Ranked No. 27 at the power forward position by ESPN ... McDonald's All-American Game nominee ... Two-time unanimous conference player of the year ... Led his team to two conference titles and a regional crown ... Named *Associated Press* First Team All-State as a senior after averaging 29.0 points and 11.0 rebounds per game ... Helped his team to a 21-4 record, including a perfect 12-0 mark in league play ... Tallied 23.0 points and 8.0 rebounds per game as a junior ... First Team All-Conference pick as a sophomore, first of three such honors, after posting 21.0 points per game ... Varsity letter winner as a freshman ... Competing for Phenom University – Team Herro, averaged 15.5 points

and 6.8 rebounds per game during the 2021 Nike EYBL slate ... Miami Heat guard Tyler Herro and former Wisconsin quarterback Joel Stave also attended Whitnall.

Personal: Full name is Danilo Jovanovich ... Name is pronounced DAHN-Ih-Low Yo-VAHN-Uh-Vich ... Nickname is “DLo” ... Born Oct. 9, 2003 ... Parents are Milan and Bozana Jovanovich ... Has an older sister, Marina Pavlik, and an older brother, Dimitrije Jovanovich ... Majoring in business with an undeclared track ... Favorite athlete is Dwyane Wade because of the inspiration provided by watching him play as a child ... Best sports memory is winning the regional championship as a senior ... Pregame superstition is a 30-minute nap followed by a cold shower ... Committed to Miami over offers from DePaul, Illinois, UIC, Milwaukee, Penn State, USC and Wake Forest ... Chose Miami because of the family environment, the quality of the program and the great coaching staff.



#11 JORDAN MILLER

FIFTH-YEAR SENIOR

6-7 • 195 • GUARD

MIDDLEBURG, VA.

GEORGE MASON | LOUDOUN VALLEY

As a Fourth-Year Junior (2021-22): Played in 36 of 37 games, missing one with a right knee injury, and earned 31 starts ... Averaged 10.0 points, 5.9 rebounds, 1.1 assists and 1.8 steals in 30.8 minutes per contest ... Shot 56.1 percent from the field ... Paced Miami in field-goal percentage, rebounding and offensive rebounding (2.1), while ranking second in total blocks (20) and defensive rebounding (3.9), plus third in steals ... Finished seventh on Miami's single-season steals list (63), as well as eighth in field-goal percentage (56.1) and No. 11 in minutes (1,110) ... In ACC-only action, placed second on the program's single-season field-goal percentage leaderboard (60.5), as well as No. 10 in rebounding (111) ... Posted seven steals in a game to tie the program record in ACC play and match the second-highest total in any game ... Tied the Miami record for steals in a half (five) in the ACC era ... First player in program history to make at least six field goals in an NCAA Tournament game without a miss ... Tied the program record for steals (four) in an NCAA Tournament contest ... Posted the second-best ACC Tournament single-game field-goal percentage (min. 6 FGM) and co-second-highest rebound total in program history, with 75.0 (6-of-8) and 13 marks, respectively ... Finished fourth in the ACC in steals per game (No. 86 in NCAA) and No. 10 in offensive rebounding ... In ACC-only action, placed second in field-goal percentage (60.5), fourth in steals (1.95), No. 10 in offensive rebounding (2.2) and No. 18 in rebounding (5.8) ... Tied for the most steals in a game (seven) by an ACC player all season ... Tied for eighth in the nation with three five-steals outings, one of only two ACC players to post that many ... First Hurricane since the 1985-86 program rebirth to average at least 10.0 points and 1.5 steals per game while shooting over 55 percent from the field ... Sixth ACC player in the last 30 years—the other five were all top-five NBA Draft picks—to average at least 10.0 points and 1.5 steals per game while shooting over 56 percent from the field, as well as one of three DI players—joining Oscar Tshiebwe and Norchad Omier—to do so in 2021-22 ... Scored in double figures 17 times, all in the last 29 outings—including nine of the final 12 games—with Miami going 15-2 in those contests ... Posted 15-plus points on nine occasions and reached 25 twice ... Grabbed five-plus

rebounds 27 times, with seven-plus in 12 games and 11-plus in three ... Posted multiple steals in 19 contests, with three-plus six times and five-plus a team-high thrice ... Blocked multiple shots in five appearances ... Played 30-plus minutes 25 times, including in 24 of his last 28 outings, surpassing 35 on eight occasions ... Registered two double-doubles ... Led or co-led Miami in steals 13 times, in rebounding a team-best 12 times, in blocks nine times, in scoring twice and in assists twice ... Amassed the two highest single-game rebounding totals (13 twice) by a Miami player on the year and tied for the highest single-game steal total (seven) ... Notched the most single-game makes without a miss (six) by a Hurricane all season, as well as tied for the second-most made free throws without a miss (five) ... Averaged 11.8 points per game on 59.8 percent shooting overall his final 24 appearances, including 13.6 points per contest on a 66.0 percent clip in an 11-game stretch from 2/16 to 3/25 ... Started the season opener in his Miami debut versus Canisius (11/9) ... Recorded nine points and seven rebounds versus Florida A&M (11/21) ... Posted 13 points on 5-of-7 shooting, including a 3-of-5 clip from deep, against Clemson (12/4) in his first ACC action, adding two steals ... Totaled 12 points, seven rebounds, five steals, three blocks, two steals and zero turnovers versus Lipscomb (12/8/21), the first player to meet each of those marks in a game against a DI foe since Charleston Southern's Kelvin Martin on 12/17/11 ... Logged eight points and nine boards in 36 minutes against Fordham (12/12) in Brooklyn, N.Y. ... Pulled down 11 rebounds versus Stetson (12/20) ... Recorded a game- and season-high 25 points on 9-of-16 shooting, including a 4-of-6 mark from deep to set a season best in makes, in 37 minutes against NC State (12/29), adding five boards and two blocks ... Scored 17 points on 7-of-9 shooting, including a 3-of-5 3-point ledger, versus Wake Forest (1/1), chipping in two assists and two steals in 36 minutes ... Tallied 11 points, eight rebounds and six steals, one of just 14 DI players to reach those three figures in a game in 2021-22, against Syracuse (1/5) ... Scored 17 points, shooting 6-of-11 from the floor and 4-of-4 at the line, in the triumph at second-ranked Duke (1/8), adding five rebounds, including an offensive board with 34 seconds left that led to

the game-winning basket, and two steals ... Put up 18 points, seven rebounds, two assists and two blocks at Virginia Tech (1/26), shooting 7-of-9 from the floor, including 2-of-4 on 3-pointers ... Notched 13 points, eight rebounds, two assists and two steals at Georgia Tech (1/29), finishing 5-of-8 from the field and 3-of-3 at the line ... Registered a season-best and four assists along with a career-high seven steals, tying the John Paul Jones Arena record and setting the top mark by a visitor, at Virginia (2/5) ... Missed the game against Georgia Tech (2/9) due to a right knee injury ... Logged 10 points on 5-of-6 shooting, seven rebounds and two assists at Louisville (2/16) ... Compiled 15 points on 7-of-11 shooting, adding six boards, against Virginia (2/19) ... Notched 12 points, five rebounds, two assists and three steals at Pittsburgh (2/22) ... Poured in 18 points on an 8-of-10 clip at Boston College (3/2), adding six rebounds ... For his first Miami double-double, dropped a season-high-tying 25 points on 10-of-13 field-goal shooting, tying a career best in makes, and 5-of-5 free-throw shooting, setting a season high in makes, alongside a season-best 13 rebounds and two steals at Syracuse (3/5), as well as scored the final six points of the game to lead the Hurricanes to the comeback win ... One of eight players with 25p/13r/10fgm/100ft% (min. 2 FTA) in a game against a DI team in 2021-22, with Oscar Tshiebwe the only other Power Six player on the list ... Scored 13 points on 6-of-8 shooting, including hitting a run-out, buzzer-beating layup to give Miami an overtime win over Boston College (3/10) in the ACC Tournament, adding two steals in a season-high 39 minutes ... Posted a 17-point, season-best-tying 13-rebound double-double against seventh-ranked Duke (3/11) in the ACC Tournament semifinals, shooting 8-of-15 and notching three steals in 37 minutes ... Registered 12 points, two assists, two steals and two blocks in the NCAA Tournament Round of 32 triumph over No. 8/7 Auburn (3/20), plus held Jabari Smith to 3-of-16 shooting ... Scored 16 points on a perfect 6-of-6 clip from the floor and a 4-of-6 ledger from the line, good for a season best in attempts, in the Sweet 16 win over Iowa State (3/25), adding seven boards, two assists and two steals.

As a Junior at George Mason (2020-21): *Third Team All-Atlantic 10 ... DC Paradise Jam All-Tournament Team*

Season did not count towards eligibility due to COVID-19 pandemic ... Played in 20 of 22 games, logging 18 starts ... Led the team in points (15.8), rebounds (6.1) and minutes (32.9) per outing, while placing third in both assists (2.0) and steals (1.0) ... Finished sixth in the A-10 in offensive rebounds per

game (2.4), as well as No. 10 in scoring and No. 11 in field goal percentage (46.3) ... Scored in double figures 17 times, with 15-plus on 13 occasions and 20-plus thrice ... Grabbed five boards in 13 games, with eight-plus in seven of them, reaching double digits twice ... Played 30-plus minutes 16 times, with 35-plus in nine games and over 40 twice ... Compiled two double-doubles ... Posted 19 points, nine rebounds and a career-high-tying nine steals against Belmont (11/27), shooting 8-of-15 ... Set career highs in points (30) and made 3-pointers, while tying a career best in made field goals, against Howard (11/27), finishing 8-of-10 from deep after making his first six attempts and going 10-of-15 overall, as well as logging eight rebounds ... Notched 26 points, eight rebounds and a career-best five assists in a then-career-high 41 minutes at UMass (12/30), finishing 10-of-15 at the line to set a career high in attempts ... Scored 15 points at Dayton (1/2) ... Logged 10 points and eight boards against La Salle (1/13) ... Recorded 22 points at Rhode Island (1/16), shooting 9-of-17 overall and 4-of-8 on 3-pointers ... Tallied 17 points and six boards in a career-best 48 minutes against St. Joseph's (1/20) ... Notched 18 points in 38 minutes at St. Joseph's (1/23) ... Scored 19 points in 13 minutes at St. Bonaventure (1/30) ... Put up 16 points at Dayton (2/5) ... Compiled 16 points on 7-of-11 shooting against Fordham (2/10) ... Registered 15 points, nine rebounds and three steals in 36 minutes during an overtime win at VCU (2/20) ... Logged a double-double with 14 points and a career-best 15 rebounds versus George Washington (2/24) ... Notched 13 points, a career-high-tying five assists and three steals against La Salle (2/27) to end the regular season ... Tallied a 19-point, 10-rebounds double-double in an A-10 Tournament first-round matchup with George Washington (3/4) ... Capped the season with a 15-point showing versus Davidson (3/5) in the A-10 Tournament quarterfinals, marking his 11th straight game with 13-plus points.

As a Sophomore at George Mason (2019-20):

Cayman Islands Classic All-Tournament Team

Lone player to start all 32 games for the Patriots ... Led the team in minutes (32.4), while placing second in scoring (12.7) and third in both rebounding (5.3) and steals (1.1), as well as fourth in assists (1.4) ... Scored double-digit points in 23 games, with 15-plus in 10 and 20-plus in three ... Pulled down five-plus boards 18 times, with eight-plus in seven appearances and double figures twice ... Played at least 30 minutes in 24 games, reaching 35 in 16 of them and 38 in four ... Amassed two double-doubles ... Logged a then-career-best 25 points, shooting 10-of-18 to set a career high in makes, five rebounds

and two blocks against LIU (11/13) ... Recorded 23 points and eight rebounds in 35 minutes versus Loyola (MD) (11/19), shooting 11-of-13 from the stripe to set a career best in makes and then-career-best in attempts ... Scored 20 points on 7-of-11 shooting against Nebraska (11/26), adding eight boards ... Tallied 19 points on 8-of-13 shooting, including a 3-of-4 clip from deep, versus Jacksonville State (12/3) ... Put up 17 points on 7-of-11 shooting against UMBC (12/21), adding three steals in 35 minutes ... Scored 15 points at TCU (12/30) ... Posted 13 points at La Salle (1/11) ... Recorded 12 points and six boards in 36 minutes at George Washington (1/15) ... Notched 11 points and seven rebounds against Rhode Island (1/28), the first of 12 straight double-digit showings to end the year ... Registered 15 points, eight rebounds and a season-high four assists in 38 minutes at St. Bonaventure (2/1) ... Compiled 11 points and nine boards in 36 minutes at Richmond (2/18) ... Amassed 10 points, six boards and a co-season-best four assists versus St. Joseph's (2/22) ... Tallied a 13-point, 10-rebound double-double against fourth-ranked Dayton (2/25) ... Followed that with another double-double at Duquesne (2/29), totaling 19 points and a then-career-high 11 rebounds in a then-career-best 39 minutes ... Notched 13 points and five boards against Saint Louis (3/4) ... Scored 17 points on 6-of-10 shooting in a then-career-high-tying 39 minutes at Fordham (3/7) to cap the regular season ... Totaled 19 points and seven rebounds against St. Joseph's (3/11) in the A-10 Tournament opener, shooting 8-of-13 in 38 minutes.

As a Freshman at George Mason (2018-19):

Appeared the final 17 games of the season, starting the last 16 ... Did not play in the first 16 contests due to an initial redshirt plan ... Led the team in rebounding (7.1), offensive rebounding (3.8) and field goal percentage (61.2), while placing third in scoring (10.4) ... Tallied double-digit points 10 times, with 15-plus twice ... Grabbed five-plus rebounds on 13 occasions, with eight-plus nine times and double digits five times ... Played 30-plus minutes in nine games, reaching 35 twice ... Amassed three double-doubles ... Debuted with a 14-point showing at Rhode Island (1/13), shooting 6-of-8 ... Earned his first start at UMass (1/16) and scored seven points ... Posted his first double-double with 14 points and

a season-high 13 rebounds at VCU (2/2), shooting 6-of-8 ... Tallied 14 points on 7-of-8 shooting at Richmond (2/6), adding eight boards ... Recorded 10 points and six boards in a season-high 36 minutes against UMass (2/13) ... Had 10 points and five rebounds in 35 minutes at St. Bonaventure (2/17) ... Compiled nine points and 11 rebounds against Duquesne (2/23) ... Notched a 13-point, 10-rebound double-double against Richmond (2/27), shooting 6-of-9 ... Posted 15 points and 10 rebounds at Saint Louis (3/2), shooting 7-of-10 at the line to set season highs in both areas ... Registered an 11-point, 10-rebound double-double against VCU (3/5) ... Scored 17 points on 6-of-6 shooting at George Washington (3/9) in the regular season finale, adding nine boards ... Pulled down 10 rebounds in an A-10 Tournament first-round matchup with George Washington (3/14) ... Ended the year with a 13-point, eight-rebound showing against St. Bonaventure (3/15) in the A-10 Tournament quarterfinals.

High School: Graduated from Loudoun Valley High School ... Competed in the prestigious Capital Classic in 2018 ... Set his school's scoring record with over 1,700 career points ... Two-time VHSL all-state honoree ... Selected to *The Washington Post* First Team All-Met as a senior after helping his team to the state semifinals ... Named the VHSL 4A Player of the Year and a *WaPo* Second Team All-Met designee as a junior ... Led his team to a 30-1 record and the first state title in school history, notching a game-high 26 points in the championship ... Competed on the track & field team in the high jump and 200m ... Played on the AAU circuit with the D1SA Spartans.

Personal: Full name is Jordan Tyler Miller ... Born Jan. 23, 2000 in Anaheim, Calif., and moved to Virginia at age six ... Parents are Jeffery and Donna ... Has three older brothers: Jeffery Jr., Justyn and Jovon, the latter of whom played basketball at Ferrum College ... Majoring in communication studies with a minor in sport administration ... Favorite athlete is Kobe Bryant ... Best sports memory is winning a high school state title ... Chose Miami because he felt it was his best option and the staff showed him they really cared.

MILLER CAREER STATISTICS													3-Point			Free Throws			Rebounds				Scoring		
Season	GP	GS	Min.	Avg.	FG	FGA	Pct.	FG	FGA	Pct.	FT	FTA	Pct.	Off.	Def.	Tot.	Avg.	PF	FO	Ast.	TO	Blk	Stl	Pts.	Avg.
2018-19*	17	16	502	29.5	71	116	.612	6	18	.333	29	47	.617	64	56	110	7.1	41	1	11	19	13	14	177	10.4
2019-20*	32	32	1037	32.4	145	324	.448	33	100	.330	82	117	.701	70	98	168	5.3	71	2	46	59	5	34	405	12.7
2020-21*	20	18	660	33.0	118	255	.463	24	72	.333	55	71	.775	48	73	121	6.1	32	0	40	38	7	19	315	15.8
2021-22	36	31	1105	30.7	147	262	.561	19	65	.292	48	68	.706	75	139	214	5.9	73	2	40	31	20	63	361	10.0
GMU	69	66	2199	31.9	334	695	.481	63	190	.332	166	235	.706	182	227	409	5.9	144	3	97	116	25	67	897	13.0
TOTAL	10597	3304	31.5	481	957	.503	82	255	.322	214	303	.706	257	366	623	5.9	215	5	137	147	45	130	1258	12.0	

* at George Mason University

2021-22	GS	MIN	FG	3FG	FT	O-D-T	AVG	PF	FO	A	TO	Blk	Stl	Pts	Avg	
Canisius	*	19	2-4	0-1	1-2	2-2-4	4.0	4	0	1	2	0	0	5	5.0	
UCF	*	19	1-7	0-3	2-2	3-1-4	4.0	5	1	0	3	0	2	4	4.5	
at Fla. Atlantic		19	0-3	0-1	2-4	3-4-7	5.0	3	0	1	1	0	0	2	3.7	
Florida A&M		28	3-9	1-5	2-3	2-5-7	5.5	3	0	1	0	1	1	9	5.0	
vs. Dayton		22	3-4	0-0	0-0	3-2-5	5.4	1	0	1	0	0	2	6	5.2	
vs. North Tex. *		32	3-5	0-0	0-0	1-4-5	5.3	3	0	0	3	1	1	6	5.3	
vs. Alabama	*	24	2-4	0-2	2-4	1-4-5	5.3	2	0	0	1	1	2	6	5.4	
at Penn State	*	29	2-2	1-1	0-0	1-4-5	5.3	3	0	1	0	0	1	5	5.4	
Clemson	*	35	5-7	3-5	0-0	0-2-2	4.9	0	0	1	0	1	2	13	6.2	
Lipscomb	*	34	5-9	0-2	2-2	0-7-7	5.1	1	0	2	0	3	5	12	6.8	
vs. Fordham	*	35	2-6	1-1	3-4	2-7-9	5.5	1	0	1	1	0	0	8	6.9	
Stetson	*	25	0-3	0-1	1-2	4-7-11	5.9	1	0	1	0	0	0	1	6.4	
NC State	*	37	9-16	4-6	3-5	2-3-5	5.8	3	0	0	3	2	0	25	7.8	
Wake Forest	*	35	7-9	3-5	0-0	1-0-1	5.5	0	0	2	0	0	2	17	8.5	
Syracuse	*	32	5-11	0-3	1-2	4-4-8	5.7	0	0	1	1	0	6	11	8.7	
at Duke	*	34	6-11	1-4	4-4	3-2-5	5.6	1	0	0	0	0	2	17	9.2	
at Florida St.	*	35	3-7	3-5	0-0	2-4-6	5.6	2	0	1	1	1	0	9	9.2	
N. Carolina	*	32	1-6	0-3	0-0	1-5-6	5.7	1	0	1	0	0	2	2	8.8	
Florida St.	*	23	1-4	0-1	0-0	2-4-6	5.7	4	0	1	2	0	2	2	8.4	
at Va. Tech	*	32	7-9	2-4	2-3	2-5-7	5.8	3	0	2	0	2	0	18	8.9	
at Ga. Tech	*	35	5-8	0-2	3-3	1-7-8	5.9	1	0	2	0	0	2	13	9.1	
Notre Dame	*	35	3-5	0-1	2-2	2-4-6	5.9	3	0	2	0	0	1	8	9.0	
at Virginia	*	31	1-4	0-2	0-0	0-2-2	5.7	0	0	4	1	0	7	2	8.7	
Ga. Tech		DNP (right knee)														
at Wake For.		27	4-6	0-1	0-0	3-3-6	5.7	3	0	1	1	0	2	8	8.7	
at Louisville	*	32	5-6	0-1	0-0	2-5-7	5.8	1	0	2	0	0	1	10	8.8	
Virginia	*	34	7-11	0-0	1-1	3-3-6	5.8	3	0	0	0	1	1	15	9.0	
at Pittsburgh	*	31	6-8	0-1	0-0	2-3-5	5.7	1	0	2	0	1	3	12	9.1	
Va. Tech		31	2-6	0-0	2-3	4-2-6	5.8	1	0	1	0	1	1	6	9.0	
at Boston Col. *		32	8-10	0-0	2-3	3-3-6	5.8	2	0	1	0	0	1	18	9.3	
at Syracuse	*	34	10-13	0-0	5-5	4-9-13	6.0	2	0	1	4	1	2	25	9.8	
vs. Boston Col. *		39	6-8	0-1	1-2	1-2-3	5.9	2	0	0	1	0	2	13	9.9	
vs. Duke	*	37	8-15	0-0	1-2	5-8-13	6.1	4	0	1	1	0	3	17	10.2	
vs. USC	*	35	3-4	0-0	0-2	1-3-4	6.1	1	0	1	0	0	4	6	10.0	
vs. Auburn	*	34	5-13	0-3	2-2	1-2-3	6.0	2	0	2	1	2	2	12	10.1	
vs. Iowa State *		34	6-6	0-0	4-6	3-4-7	6.0	1	0	2	1	2	1	16	10.3	
vs. Kansas	*	23	1-3	0-0	0-0	1-3-4	5.9	5	1	0	2	0	0	2	10.0	

2020-21	GS	Min	FG	3FG	FT	O-D-T	Avg	PF	FO	A	TO	Blk	Stl	Pts	Avg	
vs. Queens	*	23	4-9	0-2	3-4	2-2-4	4.0	2	0	1	1	1	0	11	11.0	
vs. Belmont	*	35	8-15	1-4	2-2	3-6-9	6.5	0	0	0	2	1	4	19	15.0	
vs. Howard	*	30	10-15	10-10	2-2	2-6-8	7.0	0	0	2	1	0	0	30	20.0	
VMI		DNP														
Towson		DNP														
Norfolk St.		20	3-7	0-4	0-0	1-1-2	5.8	2	0	4	1	0	1	6	16.5	
at UMass		41	8-18	0-1	10-15	4-4-8	6.2	4	0	5	1	0	1	26	18.4	
at Dayton	*	35	4-9	2-4	5-6	0-5-5	6.0	1	0	2	4	0	1	15	17.8	
VCU	*	30	1-6	0-0	4-4	1-2-3	5.6	4	0	0	5	0	2	6	16.1	
Richmond	*	31	3-8	0-1	2-2	1-3-4	5.4	0	0	3	3	0	0	8	15.1	
La Salle	*	27	5-11	0-1	0-0	4-4-8	5.7	1	0	1	3	0	0	10	14.6	
at Rhode Isl.	*	34	9-17	4-8	0-0	2-3-5	5.6	2	0	2	3	0	0	22	15.3	
St. Joe's	*	48	7-18	1-6	2-3	2-4-6	5.6	0	0	2	0	1	0	17	15.5	
at St. Joe's	*	38	7-16	1-3	3-4	2-3-5	5.6	3	0	1	3	1	0	18	15.7	
at St. Bona.	*	38	7-17	3-4	2-3	2-3-5	5.5	3	0	1	1	1	1	19	15.9	
at Dayton	*	30	5-11	1-5	5-6	1-2-3	5.4	1	0	1	2	0	0	16	15.9	
Fordham	*	32	7-11	1-3	1-2	1-2-3	5.2	0	0	4	0	0	1	16	15.9	
at VCU	*	37	6-15	1-5	2-2	2-7-9	5.4	4	0	2	1	0	3	15	15.9	
Geo. Wash.	*	37	5-15	0-1	4-5	10-5-15	6.0	1	0	2	1	0	0	14	15.8	
La Salle	*	27	6-10	1-5	0-0	1-4-5	5.9	0	0	5	2	1	3	13	15.6	
vs. Geo. Wash. *		38	8-17	0-2	3-5	5-5-10	6.2	2	0	2	3	0	0	19	15.8	
vs. Davidson	*	30	5-10	0-3	5-6	2-2-4	6.1	2	0	0	1	1	2	15	15.8	

2019-20	GS	Min	FG	3FG	FT	O-D-T	Avg	PF	FO	A	TO	Bk	Stl	Pts	Avg
Navy	*	26	4-6	0-0	1-2	2-0-2	2.0	2	0	3	2	0	2	9	9.0
Longwood	*	31	3-5	0-0	2-4	1-2-3	2.5	3	0	0	1	0	1	8	8.5
LIU	*	34	10-183	5-2	2-2	3-2-5	3.3	0	0	0	3	2	2	25	14.0
James Mad.	*	22	6-11	0-2	0-0	2-4-6	4.0	2	0	3	0	0	0	12	13.5
Loyola (MD)	*	35	5-13	2-3	11-136	2-8	4.8	1	0	0	1	0	0	23	15.4
at Maryland	*	22	2-5	0-2	2-2	0-2-2	4.3	5	1	1	2	0	0	6	13.8
vs. Old Dom.	*	34	3-10	1-4	0-1	1-8-9	5.0	1	0	0	6	1	0	7	12.9
vs. Nebraska	*	27	7-11	2-4	4-4	1-7-8	5.4	2	0	1	4	1	2	20	13.8
vs. NMSU	*	19	2-4	0-0	4-4	2-1-3	5.1	4	0	0	1	0	2	8	13.1
Jacksonville St.*	*	28	8-13	3-4	0-1	3-2-5	5.1	3	0	0	0	0	1	19	13.7
American	*	32	3-6	2-3	0-0	1-2-3	4.9	1	0	0	2	0	0	8	13.2
UMBC	*	35	7-11	2-4	1-1	2-3-5	4.9	2	0	0	3	0	3	17	13.5
at TCU	*	32	4-10	2-5	5-6	1-2-3	4.8	0	0	0	0	0	2	15	13.6
VCU	*	32	4-10	0-1	3-4	1-2-3	4.6	4	0	3	0	0	0	11	13.4
St. Bona.	*	29	2-7	2-4	2-4	1-1-2	4.5	2	0	2	1	0	2	8	13.1
at La Salle	*	32	5-10	2-4	1-2	1-2-3	4.4	3	0	2	3	0	4	13	13.1
at Geo. Wash.*	*	36	3-11	2-3	4-4	3-3-6	4.5	3	0	1	0	0	2	12	13.0
Richmond	*	35	4-9	2-5	2-2	1-0-1	4.3	2	0	2	2	0	0	12	12.9
UMass	*	36	3-9	1-3	2-2	1-6-7	4.4	3	0	0	1	0	1	9	12.7
at Davidson	*	36	0-9	0-4	1-2	4-0-4	4.4	2	0	1	2	0	1	1	12.2
Rhode Isl.	*	36	4-13	0-3	3-5	5-2-7	4.5	3	0	1	2	0	0	11	12.1
at St. Bona.	*	38	4-12	1-7	6-8	5-3-8	4.7	4	0	4	3	0	2	15	12.2
at UMass	*	31	4-7	0-0	4-7	2-2-4	4.7	2	0	2	2	0	1	12	12.2
at VCU	*	27	3-10	1-3	4-6	1-3-4	4.6	1	0	2	1	1	0	11	12.2
Geo. Wash.*	*	37	5-9	0-2	1-2	2-2-4	4.6	4	0	2	1	0	2	11	12.1
at Richmond	*	36	3-9	1-4	4-4	4-5-9	4.8	0	0	2	2	0	1	11	12.1
St. Joe's	*	34	5-12	0-1	0-0	1-5-6	4.8	0	0	4	3	0	1	10	12.0
Dayton	*	34	6-17	1-6	0-0	2-8-10	5.0	2	0	2	1	0	0	13	12.0
at Duquesne	*	39	9-12	0-3	1-4	5-6-11	5.2	5	1	1	3	0	0	19	12.3
Saint Louis	*	35	3-12	2-6	5-6	4-1-5	5.2	1	0	1	2	0	1	13	12.3
at Fordham	*	39	6-10	1-3	4-10	1-4-5	5.2	4	0	4	4	0	1	17	12.5
vs. St. Joe's	*	38	8-13	0-2	3-5	1-6-7	5.3	0	0	2	1	0	0	19	12.7

MILLER'S CAREER HIGHS

includes two seasons at George Mason
Univeristy

Points

Career: 30 vs. Howard, 11/28/20

ACC: 25 2x, last at Syracuse, 3/5/22

Rebounds

Career: 15 George Washington, 2/24/21

ACC: 13 at Syracuse, 3/5/22

Assists

Career: 5 2x, last vs. La Salle, 2/27/21

ACC: 4 at Virginia, 2/5/22

Steals

Career: 7 at Virginia, 2/5/22

ACC: 7 at Virginia, 2/5/22

Blocked Shots

Career: 3 Lipscomb, 12/8/21

ACC: 2 2x, last at Virginia Tech, 1/26/22

Field Goals Made

Career: 10 3x, last at Syracuse, 3/5/22

ACC: 10 at Syracuse, 3/5/22

Field Goal Attempts

Career: 18 3x, last vs. St. Joseph's, 1/20/21

ACC: 16 NC State, 12/29/21

2018-19	GS	Min	FG	3FG	FT	O-D-T	Avg	PF	FO	A	TO	Bk	Stl	Pts	Avg
Penn	DNP	(planned redshirt)													
American	DNP	(planned redshirt)													
at Ga. Southern	DNP	(planned redshirt)													
Southern	DNP	(planned redshirt)													
NC Central	DNP	(planned redshirt)													
vs. Cincinnati	DNP	(planned redshirt)													
vs. Baylor	DNP	(planned redshirt)													
Morgan St.	DNP	(planned redshirt)													
at Will. & Mary	DNP	(planned redshirt)													
Vermont	DNP	(planned redshirt)													
James Madison	DNP	(planned redshirt)													
Navy	DNP	(planned redshirt)													
at Kansas St.	DNP	(planned redshirt)													
at St. Joe's	DNP	(planned redshirt)													
St. Bona.	DNP	(planned redshirt)													
Davidson	DNP	(planned redshirt)													
at Rhode Isl.	23	6-8	0-1	2-2	1-0-1	1.0	1	0	0	0	0	2	2	14	14.0
at UMass	*	29	2-5	1-3	2-2	1-2-3	2.0	3	0	1	2	0	0	7	10.5
Fordham	*	22	3-4	1-2	2-2	0-3-3	2.3	4	0	0	1	0	1	9	10.0
at Dayton	*	21	2-4	1-1	0-0	1-4-5	3.0	3	0	0	1	0	1	5	8.8
Geo. Wash.*	*	21	2-3	0-0	0-4	2-1-3	3.0	1	0	0	0	2	1	4	7.8
at VCU	*	31	6-8	1-1	1-1	5-8-13	4.7	5	1	1	1	0	1	14	8.8
at Richmond	*	32	7-9	0-1	0-0	4-4-8	5.1	1	0	1	3	1	1	14	9.6
La Salle	*	29	4-7	0-1	0-0	3-3-6	5.3	3	0	0	3	1	1	8	9.4
UMass	*	36	4-6	0-0	2-3	5-1-6	5.3	2	0	1	1	1	0	10	9.4
at St. Bona.	*	35	4-8	0-2	2-3	1-4-5	5.3	2	0	1	1	1	0	10	9.5
Duquesne	*	29	4-6	0-1	1-5	10-1-11	5.8	3	0	0	1	0	2	9	9.5
Richmond	*	28	6-9	0-0	1-1	5-5-10	6.2	3	0	1	0	1	0	13	9.8
at Saint Louis*	*	34	4-10	0-0	7-10	5-4-9	6.4	4	0	1	1	1	1	15	10.2
VCU	*	34	3-8	0-1	5-6	5-5-10	6.6	1	0	0	1	0	1	11	10.2
at Geo. Wash.*	*	34	6-6	1-1	4-4	6-3-9	6.8	1	0	1	2	0	0	17	10.7
vs. Geo. Wash.*	*	34	2-6	0-1	0-2	3-7-10	7.0	1	0	1	1	2	2	4	10.3
vs. St. Bona.	*	31	6-9	1-2	0-2	7-1-8	7.1	3	0	2	0	1	0	13	10.4

3-Point Field Goals Made

Career: 8 vs. Howard, 11/28/20

ACC: 4 NC State, 12/29/21

3-Point Field Goal Attempts

Career: 10 vs. Howard, 11/28/20

ACC: 6 NC State, 12/29/21

Free Throws Made

Career: 11 Loyola (MD), 11/19/19

ACC: 5 at Syracuse, 3/5/22

Free Throw Attempts

Career: 15 at UMass, 12/30/20

ACC: 5 2x, last at Syracuse, 3/5/22

Minutes

Career: 48 vs. St. Joseph's, 1/20/21

ACC: 37 NC State, 12/29/21

CAREER DOUBLE-DOUBLES (9)

17pts, 13reb vs. Duke, 3/11/22^

25pts, 13reb at Syracuse, 3/5/22

19pts, 10reb vs. George Mason, 3/4/21%

14pts, 15reb vs. George Washington, 2/24/21

19pts, 11reb at Duquesne, 2/29/20

13pts, 10reb vs. Dayton, 2/25/20

11pts, 10 reb vs. VCU, 3/5/19

13pts, 10reb vs. Richmond, 2/27/19

14pts, 13reb at VCU, 2/2/19

^ ACC Tournament

% Atlantic 10 Tournament



#15 NORCHAD OMIER

THIRD-YEAR SOPHOMORE

6-7 • 248 • FORWARD

BLUEFIELDS, NICARAGUA

ARKANSAS STATE | MIAMI PREP (FLA.)

As a Second-Year Freshman at Arkansas State (2021-22): Sun Belt Player of the Year ... Sun Belt Defensive Player of the Year ... KenPom Sun Belt Player of the Year ... First Team All-Sun Belt ... NABC First Team All-District 23 ... Preseason Sun Belt Player of the Year ... Preseason First Team All-Sun Belt ... Four-time Sun Belt Player of the Week (12/21, 12/28, 1/11, 1/25)

Played in all 29 contests, starting 28 ... Averaged 17.9 points, 12.2 rebounds, 1.2 assists, 1.6 steals and 2.0 blocks in 28.9 minutes per game ... Shot 63.2 percent from the floor and 72.9 percent at the line ... Registered 20 double-doubles, including 10 in a row ... Led the team in scoring, made field goals (203), field-goal percentage, made free throws (113), free-throw attempts (155), rebounding, offensive rebounding (4.0), defensive rebounding (8.2) and blocked shots ... Placed second in steals and third in free-throw percentage ... Finished second all-time at Arkansas State in career rebounding average (12.2), fifth in career blocks (90) and sixth in career field-goal percentage (59.4) ... Set the Red Wolves' single-season offensive rebounding record (116), while placing second in total rebounds (353), eighth in rebounding average and eighth in total blocks (57) ... Fourth Sun Belt Player of the Year recipient—third individual—in Arkansas State history and first since 1998-99 ... Fourth Sun Belt Defensive Player of the Year designee—third individual—in program history and first since 2001-02 ... Fifth two-time First Team All-Sun Belt honoree at Arkansas State and first since 2001-02 ... Third player in league history to win Sun Belt Player of the Year and Defensive Player of the Year in the same season and first since 2003-04 ... Eighth underclassman ever to win Sun Belt Player of the Year ... Tied for the second-highest single-game rebounding total (26) in program history, grabbing the most by any Arkansas State player since 3/2/70 ... Tied for the sixth-most single-game made field goals without a

miss (six) ever by a Red Wolf ... Recorded the 34th 35-point showing in school history ... Led the Sun Belt in double-doubles (sixth in NCAA), field-goal percentage (eighth in NCAA), rebounding (fourth in NCAA), offensive rebounding (third in NCAA) and defensive rebounding (seventh in NCAA) ... Finished second in scoring (No. 70 in NCAA), made field goals (No. 79 in NCAA) and block per game (No. 45 in NCAA), as well as third in made free throws (No. 124 in NCAA) and free-throw attempts (No. 97 in NCAA) ... Also placed seventh in steals per game (No. 147 in NCAA), No. 10 in free-throw percentage and No. 24 in minutes per game ... In league-only play, led the Sun Belt in field-goal percentage (63.4), rebounding (13.3), offensive rebounding (3.7) and defensive rebounding (9.5) ... Placed second in scoring (17.9), made free throws (64) and free-throw attempts (90), plus third in blocks (2.0), fifth in steals (1.7), No. 10 in minutes (33.0) and No. 13 in free-throw percentage (71.1) ... Posted four of the five highest single-game rebounding totals by a Sun Belt player, including the top mark (26) ... Logged the most single-game made field goals (15) by any player in the league and tied for the highest single-game block total (six) ... First player in league history to average 19.0 points and 13.0 rebounds in conference action ... Lone DI player in the last 30 years to average at least 17.5 points, 12.0 rebounds, 1.5 steals and 1.5 blocks per game while shooting over 60 percent from the floor in a season, with Louisiana Tech's Paul Millsap (2005-06) the only other one to do so at 55-plus percent ... Joined Utah Valley's Fardaws Aimaq and Kentucky's Oscar Tshiebwe as the only DI players to average 17.0 points and 12.0 rebounds per game in 2021-22, becoming the first individuals to do so since 2017-18 ... The 21st DI player—23rd occurrence—with 500p/350r/50b/40s in a season over the past 30 years, including one of seven to shoot over 60 percent, alongside Tshiebwe, North Carolina's



Brice Johnson in 2015-16, Kentucky's Anthony Davis in 2011-12, Morehead State's Kenneth Faried in 2010-11, Duke's Elton Brand in 1998-99 and Michigan's Chris Webber in 1992-93 ... Posted the second-highest single-game rebounding total of any DI player in 2021-22 and the co-fourth-highest mark by any player against a DI foe in the last 12 seasons (2010-22) ... Scored double-digit points 24 times, with 15-plus nine times, 20-plus 12 times, 29-plus four times and 31-plus thrice ... Pulled down at least five rebounds in every game, with 10-plus in 21, 12-plus in 15, 15-plus in nine and 17-plus in four ... Distributed multiple assists eight times, with three thrice ... Recorded multiple steals 12 times, with three-plus six times and four-plus thrice ... Blocked a shot in 24 outings, with multiple in 15, three-plus in eight and five-plus in three ... Played 30-plus minutes 13 times, with 35-plus 10 times and 38-plus four times ... Solely paced the Red Wolves in rebounding 27 times and tied for the top mark in the other two games ... Led or co-led Arkansas State in blocks a team-best 22 times, including eight games in a row, as well as in scoring a team-best 17 times and in steals in 12 times ... Registered the 11 highest single-game rebounding totals by an Arkansas State player, the 10 highest single-game made field-goal figures, the eight top single-game block marks and the top four single-game point totals ... Also posted the most made field goals without a miss (six) and the co-highest single-game steals figure (five) ... Made the second-most free throws without a miss (seven) ... Averaged 20.8 points and 13.4 rebounds per game overall the final 19 contests, posting at least eight and eight in every one ... Opened the season with 15 points, 12 rebounds, three steals and four blocks against Harding (11/9) ... Scored 16 points on a perfect 6-of-6 clip against Central Baptist (11/15) ... Notched 18 points on 7-of-10 shooting to go along with 12 rebounds and a career-high-tying three assists at Southeast Missouri State (11/19) ... Put up 19 points, shooting 7-of-9 from the floor and 5-of-6 at the line, versus Central Arkansas (12/4), adding 13 boards and two blocks ... Registered 14 points on 6-of-7 shooting, 12 rebounds, a co-career-high three assists and three steals at Arkansas-Pine Bluff (12/8) ... Posted 25 points, 15 rebounds, a 5-of-6 free-throw clip, two assists and two blocks at Mississippi Valley State (12/11) ... Started his

10-game double-double streak with 22 points on 9-of-14 shooting, 16 rebounds and a career-high six blocks against Air Force (12/19) ... Notched 31 points on 15-of-19 shooting, good for a career best in makes, versus Lyon (12/21), adding 10 boards and five blocks ... Scored 18 points, shooting 6-of-8 from the field and 6-of-6 at the line, to go along with 11 rebounds, two assists, two steals and two blocks against Georgia Southern (1/1) ... Dropped 29 points on an 11-of-14 clip from the floor and a 7-of-8 mark from the line at Louisiana (1/6), adding 17 rebounds and three blocks in 36 minutes ... Tallied 24 points, 11 rebounds, two steals and four blocks in a career-best 39 minutes at UL Monroe (1/8), shooting 10-of-15 from the floor and 4-of-5 at the stripe ... Logged 18 points, 16 rebounds, two assists and two steals in 36 minutes versus UT Arlington (1/20) ... Finished with 23 points on 10-of-12 shooting, 13 boards and three blocks in a career-high-tying 39 minutes against Texas State (1/22) ... Tallied 11 points, 10 rebounds and two blocks in 38 minutes at Appalachian State (1/27) ... Recorded 22 points on 10-of-13 shooting, 10 rebounds and two steals in 36 minutes at Coastal Carolina (1/29) ... Amassed 23 points and a career-best 26 rebounds, including a career-high 10 on the offensive end, in 37 minutes against UL Monroe (2/3), shooting 8-of-12 on field goals and 7-of-10 on free throws, while logging just the fourth 20-point, 25-rebound game against a DI team in the past 12 seasons (2010-22) and the first since 2/8/20 ... Compiled eight points, 17 rebounds and two assists versus Louisiana (2/5) ... Dropped 31 points, shooting 12-of-16 from the field and 7-of-9 at the line, at Troy (2/10), adding 11 boards for a 12th consecutive double-digit rebounding total ... Produced 14 points, nine rebounds, four steals and four blocks at Texas State (2/17), shooting 6-of-7 at the stripe ... Finished with 22 points on 9-of-11 shooting, 16 rebounds, two assists and three steals in 35 minutes at UT Arlington (2/19) ... Totaled 23 points, 15 rebounds, a co-career-high three assists, a career-best five steals and five blocks in 38 minutes against Coastal Carolina (2/23), becoming the first DI player in the last 25 years with 20p/15r/3a/5s/5b in a game ... Poured in a career-best 35 points on 13-of-21 shooting from the floor and a 9-of-12 clip from the line, setting career highs in the latter two marks, in the Sun Belt Conference Tournament opener against

UL Monroe (3/3), adding 13 boards and two steals ... Ended the year with 21 points and 17 rebounds in 37 minutes versus Georgia State (3/5) in the Sun Belt quarterfinals, shooting 7-of-7 at the line.

Nicaraguan National Team (Summer 2021):

Played in six of seven games, including four wins, during FIBA World Cup 2023 Americas Pre-Qualifiers ... Averaged 15.0 points, 11.8 rebounds, 2.0 assists, 1.7 blocks and 1.5 steals per contest, logging five double-doubles ... Helped Nicaragua advance to Phase B of the qualifiers with wins over Guyana, Jamaica and El Salvador in April in San Salvador, El Salvador ... Registered 14 points and 10 rebounds in opener against Guyana, 14 points and 13 rebounds versus Jamaica and then 13 points and five rebounds against El Salvador ... Posted a double-double in all three games of second-round qualifiers in July in Santiago, Chile ... Tallied 20 points and 13 rebounds in win over Paraguay, 11 points and 12 rebounds versus Bolivia and then 18 points and 18 rebounds against undefeated Chile.

As a Freshman at Arkansas State (2020-21): Sun Belt Freshman of the Year ... First Team All-Sun Belt ... Collegelinsider.com Kyle Macy Freshman All-American ... NABC Second Team All-District 23

Appeared in 23 of 24 games, starting his final 22 outings ... Averaged 12.6 points, 12.3 rebounds, 1.2 steals and 1.4 blocks in 26.7 minutes per game ... Shot 53.9 percent from the field ... Tallied 15 double-doubles ... Paced the team in made field goals (118), field-goal percentage, rebounding, offensive rebounding (4.0), defensive rebounding (8.3), blocks and steals ... Ranked second in scoring, as well as third in made free throws (53), free-throw attempts (77) and minutes ... Tied for the seventh-best single-season rebounding average in program history with the best mark since 1971-72 and tied for No. 10 in single-season total rebounds (282) ... Broke the school's single-season rebounding record that stood for 52 years and finished seventh in points (289) ... Second Sun Belt Freshman of the Year ever at Arkansas State ... Program's first player to earn First Team All-Sun Belt accolades since 2006-07 ... Third freshman in conference history to claim First Team All-Sun Belt honors (starting in 2002-03) and first since 2015-16 ... Posted

the 31st 20-rebound performance in program history ... Led the Sun Belt in double-doubles (fifth in NCAA; first among freshmen), rebounding (third in NCAA) and defensive rebounding (seventh in NCAA) ... Ranked second in offensive rebounding (fifth in NCAA), third in field-goal percentage (No. 44 in NCAA), fourth in blocks per game (No. 86 in NCAA), No. 14 in made field goals and No. 21 in scoring ... In conference-only action, paced the league in rebounding (11.9) and offensive rebounding (4.0) ... Placed second in defensive rebounding (7.9), fourth in blocks (1.6), ninth in field-goal percentage (50.3), co-No. 11 in made field goals (76) and No. 22 in scoring (12.0) ... Tied for the highest single-game rebounding total (20) by a Sun Belt player ... Fourth DI freshman since 1992-93 to average at least 12.0 points and 12.0 rebounds per game, alongside Kansas State's Michael Beasley in 2007-08, Louisiana Tech's Paul Millsap in 2003-04 and Colgate's Adonal Foyle in 1994-95, as well as the 49th total DI player (min. 20 GP)—61st occurrence—and fourth from the Sun Belt to do so during that time ... Just the 16th player (min. 20 GP)—20th occurrence—of that group to also average a steal and a block, including the second freshman, alongside Beasley, and only Sun Belt player ... The 33rd DI freshman (min. 20 GP) since 1992-93 to average a double-double and first in the Sun Belt since Louisiana's Shawn Long in 2012-13 ... Scored in double figures 15 times, reaching 15 points nine times and eclipsing 20 thrice ... Grabbed five-plus rebounds in every game, with 10-plus 19 times, good for second-most in the country, while reaching 12-plus 11 times, 16-plus six times, 18-plus four times and 20 once ... Dished out multiple assists on three occasions ... Tallied multiple steals in eight games, with three-plus twice ... Blocked multiple shots 12 times, reaching three in four contests ... Played 30-plus minutes eight times, including 35-plus twice ... Solely led the team in rebounding 20 times and tied for the lead in two of his other three appearances ... Led or co-led the Red Wolves in blocks 16 times, including eight games in a row, as well as in steals 10 times, scoring eight times and assists once ... Amassed the top nine single-game rebounding totals by an Arkansas State player, as well as all five three-block outings and the lone four-steal performance ... Tied for the second-most made field goals in a single game (eight, three times)



and for the third-highest single-game point total (22) ... Tallied five points and six rebounds at Morehead State (11/29) in his collegiate debut ... Put up 21 points on 8-of-9 shooting, good for a season high in makes, and 13 rebounds versus Crowley's Ridge (12/4) for his first double-double, adding a season-best three blocks ... Finished with 21 points, 19 rebounds, a season-high three assists and three steals versus Arkansas-Pine Bluff (12/9), shooting 8-of-12 from the floor and 5-of-9 at the line to tie a season high in made field goals and set a top mark in free-throw attempts ... Recorded 16 points, 10 boards and a co-season-best three assists against Central Baptist (12/11), shooting 6-of-7 from the field and 4-of-5 at the line ... Produced 14 points, 16 rebounds, two steals and a co-season-high three steals versus Champion Christian (12/20), shooting 6-of-6 at the line to set a season best in makes ... Dropped a season-high 22 points on 8-of-12 shooting from the field and a 6-of-6 clip from the line, matching a season best in makes in both areas, against UL Monroe (1/16), snatching 17 rebounds and blocking two shots ... Logged a 13-point, 10-rebound showing at Louisiana (1/22) ... Registered 15 points and 13 rebounds at Louisiana (1/23) ... Tallied 15 points and a season-best 20 rebounds, including a season-high 15 on the defensive end, in a season-best 36 minutes against UT Arlington (1/29), adding two steals in one of 14 15-point, 20-rebound showings against a DI team in 2020-21 ... Notched 14 points on 7-of-12 shooting, 10 boards and two blocks versus UT Arlington (1/30) ... Finished with 14 points on 6-of-8 shooting, 10 rebounds, two steals and a season-high-tying three blocks in 33 minutes against Louisiana (2/6) ... Amassed 11 points, 11 rebounds, two steals, two blocks and a 5-of-7 free-throw clip in 30 minutes versus Little Rock (2/12) ... Totaled 16 points and 14 rebounds in 35 minutes against Texas State (2/22) ... Compiled 15 points, 14 boards and two blocks in 30 minutes at UT Arlington (2/26) ... Recorded 10 points and 18 rebounds, including a season-high-

tying 15 on the defensive end, in the Sun Belt Tournament opener against Georgia Southern (3/5), adding two steals in 31 minutes ... Stuffed the stat sheet in the season finale with 16 points, 18 rebounds, two assists, a season-best four steals and two blocks versus Georgia State (3/6) in the Sun Belt quarterfinals, finishing 4-of-5 at the line in 33 minutes.

High School: Attended nearby Miami Prep for a postgraduate year and recorded a double-double in all 46 appearances ... Averaged 26.7 points and 20.3 rebounds per game ... Led his team to a 41-5 record ... Tallied 40 points and 17 rebounds against renowned IMG Academy ... Graduated high school from Colegio Adventista de Bluefields ... During his junior year there, aided the team to an undefeated record and a national title ... Also won the CODICADER (Central America) tournament championship, claiming MVP honors ... Competed in baseball, soccer, swimming, track and volleyball during his high school tenure ... Three-year honor roll student.

Personal: Full name is Norchad Bascom Omier Rojas ... Last name is pronounced Oh-MEER ... Nickname is Chad ... Born Aug. 28, 2001 ... Majoring in sport administration with a minor in marketing ... Parents are Halstead Omier and Norma Rojas ... Father builds houses and mother is a nurse ... Has an older brother, Bezaleel and an older sister, Anesha ... Favorite athlete is Giannis Antetokounmpo because of his background and his inspiring success story ... Best sports memory is winning the Nicaraguan national championship and the CODICADER tournament with his high school team in 2018... First person from Nicaragua to attend a Division I school on a basketball scholarship ... Committed to Miami over Florida State, Georgetown, Texas Tech and others ... Chose Miami because of the caliber of the basketball program, to be close to his family and the Latin community in the area.

OMIER CAREER STATISTICS													Scoring												
Season	GP	GS	Min.	Avg.	FG	FGA	Pct.	3-Point	Free Throws	Rebounds	PF	FO	Ast.	TO	Blk	Stl	Pts.	Avg.							
								FG	FTA	Pct.	Off.	Def.	Tot.	Avg.											
2020-21*	23	22	614	26.7	118	219	.539	0	3	.000	53	77	.688	92	190	282	12.3	72	2	18	41	33	28	289	12.6
2021-22*	29	28	839	28.9	203	321	.632	1	3	.333	113	155	.729	116	237	353	12.2	97	7	34	78	57	46	520	17.9
Total	52	50	1453	27.9	321	540	.594	1	6	.167	166	232	.716	208	427	635	12.2	169	9	52	119	90	74	809	15.6

* at Arkansas State University

2021-22	GS	MIN	FG	3FG	FT	O-D-T	AVG	PF	FO	A	TO	Blk	Stl	Pts	Avg
Harding	*	24	6-11	0-1	3-4	5-7-12	12.0	1	0	1	2	4	3	15	15.0
at Illinois	*	14	2-2	0-0	0-0	3-2-5	8.5	5	1	0	5	1	0	4	9.5
Central Bapt.	*	12	6-6	0-0	4-5	3-3-6	7.7	5	1	0	1	1	1	16	11.7
at SEMO	*	27	7-10	1-1	3-4	3-9-12	8.8	4	0	3	3	1	1	18	13.3
Morehead St.	*	28	3-12	0-0	3-4	3-5-8	8.6	4	0	1	3	2	4	9	12.4
Kansas City	*	23	4-6	0-0	2-2	1-7-8	8.5	2	0	1	2	0	0	10	12.0
Central Ark	*	21	7-9	0-0	5-6	6-7-13	9.1	3	0	1	3	2	1	19	13.0
at UAPB	*	28	6-7	0-0	2-3	3-9-12	9.5	5	1	3	0	1	3	14	13.1
at MVSU	*	26	5-8	0-0	5-6	6-9-15	10.1	4	0	2	5	2	1	15	13.3
at Texas Tech	*	27	2-4	0-0	1-5	2-5-7	9.8	3	0	1	4	1	1	5	12.5
Air Force	*	25	9-14	0-0	4-6	8-8-16	10.4	4	0	0	4	6	1	22	13.4
Lyon	*	22	15-19	0-0	1-1	4-6-10	10.3	1	0	1	1	5	1	31	14.8
Ga. South.	*	29	6-8	0-0	6-6	2-9-11	10.4	3	0	2	6	2	2	18	15.1
at Louisiana	*	36	11-14	0-0	7-8	3-14-17	10.9	5	1	0	1	3	0	29	16.1
at UL Monroe	*	39	10-15	0-0	4-5	3-8-11	10.9	2	0	1	1	4	2	24	16.6
UT Arlington	*	36	6-13	0-0	6-10	9-7-16	11.2	3	0	2	1	0	2	18	16.7
Texas State	*	39	10-12	0-0	3-3	6-7-13	11.3	1	0	1	3	3	1	23	17.1
at App State	*	38	4-10	0-0	3-4	3-7-10	11.2	5	1	0	2	2	1	11	16.7
at Coast. Car.	*	35	10-13	0-0	2-5	2-8-10	11.2	3	0	1	1	0	2	22	17.0
UL Monroe	*	37	8-12	0-0	7-10	10-16-26	11.9	2	0	0	4	0	0	23	17.3
Louisiana	*	22	4-9	0-0	0-0	7-10-17	12.1	5	1	2	3	1	1	8	16.9
at Troy	*	32	12-16	0-0	7-9	2-9-11	12.1	4	0	1	2	1	0	31	17.5
at South Ala.	*	22	3-5	0-0	3-7	1-8-9	12.0	4	0	1	2	1	1	9	17.1
at Texas State	*	30	4-11	0-1	6-7	2-7-9	11.8	3	0	1	5	4	4	14	17.0
at UT Arlington	*	35	9-11	0-0	4-6	1-15-16	12.0	1	0	2	3	2	3	22	17.2
Coast. Car.	*	38	9-15	0-0	5-7	3-12-15	12.1	3	0	3	3	5	5	23	17.4
App State	*	26	5-11	0-0	1-3	2-6-8	12.0	5	1	1	2	2	2	11	17.2
vs. UL Monroe	*	32	13-21	0-0	9-12	4-9-13	12.0	4	0	1	4	1	2	35	17.8
vs. Georgia St.	*	37	7-17	0-0	7-7	9-8-17	12.2	3	0	1	2	0	1	21	17.9

2020-21	GS	MIN	FG	3FG	FT	O-D-T	AVG	PF	FO	A	TO	Blk	Stl	Pts	Avg
at Marshall							DNP								
at Morehead St.	19	2-5	0-1	1-2	1-5-6	6.0	4	0	0	1	0	1	0	5	5.0
at Memphis	* 22	3-9	0-0	0-1	1-4-5	5.5	4	0	0	1	1	1	0	6	5.5
Crowl. Ridge	* 20	8-9	0-0	5-8	4-9-13	8.0	0	0	1	0	3	1	21	10.7	
UAPB	* 28	8-12	0-0	5-9	8-11-19	10.8	4	0	3	3	0	3	21	13.3	
Central Bapt.	* 22	6-7	0-0	4-5	2-8-10	10.6	3	0	3	1	0	1	16	13.8	
Champ. Chris.	* 21	4-7	0-0	6-6	6-10-16	11.5	0	0	1	1	3	2	14	13.8	
at UL Monroe	* 28	3-8	0-1	0-0	3-7-10	11.3	2	0	1	4	2	2	6	12.7	
at UL Monroe	* 30	3-12	0-1	3-4	4-6-10	11.1	2	0	0	3	3	0	9	12.3	
UL Monroe	* 25	4-6	0-0	0-0	6-6-12	11.2	4	0	0	3	2	0	8	11.8	
UL Monroe	* 28	8-12	0-0	6-6	6-11-17	11.8	4	0	0	1	2	0	22	12.8	
at Louisiana	* 29	6-12	0-0	1-2	4-6-10	11.6	4	0	0	0	0	1	13	12.8	
at Louisiana	* 28	6-16	0-0	3-3	4-9-13	11.8	2	0	0	2	1	1	15	13.0	
UT Arlington	* 36	7-15	0-0	1-1	5-15-20	12.4	4	0	0	3	1	2	15	13.2	
UT Arlington	* 24	7-12	0-0	0-0	4-6-10	12.2	4	0	1	1	2	1	14	13.2	
Louisiana	* 26	4-6	0-0	1-2	2-7-9	12.0	4	0	1	1	2	1	9	12.9	
Louisiana	* 33	6-8	0-0	2-2	4-6-10	11.9	2	0	1	1	3	2	14	13.0	
Little Rock	* 30	3-7	0-0	5-7	5-6-11	11.8	3	0	1	2	2	2	11	12.9	
at Little Rock	* 17	2-2	0-0	0-0	1-5-6	11.5	5	1	1	3	1	0	4	12.4	
Texas State	* 35	7-15	0-0	2-4	7-7-14	11.6	2	0	0	3	1	1	16	12.6	
at UT Arlington	* 30	7-13	0-0	1-3	2-12-14	11.8	3	0	0	1	2	0	15	12.7	
at UT Arlington	* 22	3-7	0-0	3-4	3-8-11	11.7	3	0	0	1	0	1	9	12.5	
vs. Ga. South.	* 31	5-7	0-0	0-3	3-15-18	12.0	4	0	1	2	0	2	10	12.4	
vs. Georgia St.	* 33	6-12	0-0	4-5	7-11-18	12.3	5	1	2	3	2	4	16	12.6	

CAREER DOUBLE-DOUBLES (35)
 21pts, 11reb vs. Georgia State, 3/5/22%
 35pts, 13reb vs. UL Monroe, 3/3/22%
 23pts, 15reb vs. Coastal Carolina, 2/23/22
 22pts, 16reb at UT Arlington, 2/19/22
 31pts, 11reb at Troy, 2/10/22
 23pts, 26reb vs. UL Monroe, 2/3/22
 22pts, 10reb at Coastal Carolina, 1/29/22
 11pts, 10reb at Appalachian State, 1/27/22
 23pts, 13reb vs. Texas State, 1/22/22
 18pts, 16reb vs. UT Arlington, 1/20/22
 24pts, 11reb at UL Monroe, 1/8/22
 29pts, 17reb at Louisiana, 1/6/22

18pts, 11reb vs. Georgia Southern, 1/1/22
 31pts, 10reb vs. Lyon, 12/21/21
 22pts, 16reb vs. Air Force, 12/19/21
 15pts, 15reb at Mississippi Valley State, 12/11/21
 14pts, 12reb at Arkansas-Pine Bluff, 12/8/21
 19pts, 13reb vs. Central Arkansas, 12/4/21
 18pts, 12reb at Southeast Missouri State, 11/19/21
 15pts, 12reb vs. Harding, 11/9/21
 16pts, 18reb vs. Georgia State, 3/6/21%
 10pts, 18reb vs. Georgia Southern, 3/5/21%
 15pts, 14reb at UT Arlington, 2/26/21
 16pts, 14reb vs. Texas State, 2/22/21
 11pts, 11reb vs. Little Rock, 2/12/21

OMIER'S CAREER HIGHS
recorded at Arkansas State University

Points
 Career: 35 vs. UL Monroe, 3/3/22%
 ACC: -

Rebounds
 Career: 26 UL Monroe, 2/3/22
 ACC: -

Assists
 Career: 3 5x, last vs. Coastal Carolina, 2/23/22
 ACC: -

Steals
 Career: 5 Coastal Carolina, 2/23/22
 ACC: -

Blocked Shots
 Career: 6 Air Force, 12/19/21
 ACC: -

Field Goals Made
 Career: 15 Lyon, 12/21/21
 ACC: -

Field Goal Attempts
 Career: 21 vs. UL Monroe, 3/3/22%
 ACC: -

3-Point Field Goals Made
 Career: 1 at SEMO, 11/19/21
 ACC: -

3-Point Field Goal Attempts
 Career: 1 6x, last at SEMO, 11/19/21
 ACC: -


Free Throws Made
 Career: 9 vs. UL Monroe, 3/3/22%
 ACC: -

Free Throw Attempts
 Career: 12 vs. UL Monroe, 3/3/22%
 ACC: -

Minutes
 Career: 39 2x, last at UL Monroe, 1/8/22
 ACC: -

14pts, 10reb vs. Louisiana, 2/6/21
 14pts, 10reb vs. UT Arlington, 1/30/21
 15pts, 20reb vs. UT Arlington, 1/29/21
 15pts, 13reb at Louisiana, 1/23/21
 13pts, 10reb at Louisiana, 1/22/21
 22pts, 17reb vs. UL Monroe, 1/16/21
 14pts, 16reb vs. Champion Christian, 12/20/20
 16pts, 10reb vs. Central Baptist, 12/11/20
 21pts, 19reb vs. Arkansas-Pine Bluff, 12/9/20
 21pts, 13reb vs. Crowley's Ridge, 12/4/20

% Sun Belt Tournament



#32 THOMAS OOSTERBROEK

SECOND-YEAR SOPHOMORE

6-8 • 215 • FORWARD

AMSTERDAM, NETHERLANDS

BRENTWOOD SCHOOL (CALIF.)

HURRICANES

As a Freshman (2021-22): Joined the team as a walk-on ... Played in four games ... Totaled one point in four minutes of action ... Made his collegiate debut against No. 10/9 Alabama (11/28) in Kissimmee, Fla. ... Scored his first point on a free throw in the victory over eventual NCAA runner-up North Carolina (1/18) ... Played the final minute of the season in the Elite Eight matchup with the eventual national champion, third-ranked Kansas (3/27).

High School: Graduated from Brentwood School (Calif.) ... Averaged 21.0 points, 13.0 rebounds, 4.0 assists and 1.5 blocks per game as a senior ... Earned First Team All-Gold Coast League and team MVP recognition ... Led his team to the state playoffs ... Posted 9.3 points, 5.5 rebounds and 1.0 assist per game as a junior, helping his team reach the second round of the state playoffs ... Tra Holder, a former First Team All-Pac-12 guard at Arizona State, also attended Brentwood, as did Jonah Hill and Adam Levine ... Honor Roll student as both a junior and senior.

Personal: Full name is Thomas Jan Enoma William Oosterbroek ... Born

Jan. 2, 2003, in Amsterdam and lived there until 2009 ... Lived in New York from 2009-13 and in Miami from 2013-15 before moving to Los Angeles ... Parents are April McDaniel and the late Norman Oosterbroek ... Mother is the founder of an events and corporate parties company ... Has an older brother, Brian, and a younger brother, Knox ... Majoring in exploratory arts & sciences with a minor in sport administration ... Favorite athlete is LeBron James because he is a great role model and a dominant player who makes others better ... Best sports memory is, as a senior, hitting a step-back corner 3-pointer to force overtime in an eventual win against Beverly Hills High School ... Received scholarship offers from UC Santa Barbara, Cal State Fullerton, Eastern Washington and Loyola Chicago, as well as interest from Montana State, Rutgers and Utah ... Chose to attend Miami because he previously lived in the area, he loved the campus and location and he wanted to part of a quality basketball program with excellent coaches.

OOSTERBROEK CAREER STATISTICS													3-Point			Free Throws			Rebounds			Scoring			
Season	GP	GS	Min.	Avg.	FG	FGA	Pct.	FG	FGA	Pct.	FT	FTA	Pct.	Off.	Def.	Tot.	Avg.	PF	FO	Ast.	TO	Blk	Stl	Pts.	Avg.
2021-22	4	0	5	1.3	0	0	.000	0	0	.000	1	2	.500	0	0	0	0.0	1	0	0	0	0	0	1	0.3
Total	4	0	5	1.3	0	0	.000	0	0	.000	1	2	.500	0	0	0	0.0	1	0	0	0	0	0	1	0.3

2021-22	GS	MIN	FG	3FG	FT	O-D-T	AVG	PF	FO	A	TO	Blk	Stl	Pts	Avg
Canisius	DNP														
UCF	DNP														
at Fla. Atlantic	DNP														
Florida A&M	DNP														
vs. Dayton	DNP														
vs. North Tex.	DNP														
vs. Alabama	2	0-0	0-0	0-0	0-0-0	0.0	0	0	0	0	0	0	0	0	0.0
at Penn State	DNP														
Clemson	DNP														
Lipscomb	1	0-0	0-0	0-0	0-0-0	0.0	0	0	0	0	0	0	0	0	0.0
vs. Fordham	DNP														
Stetson	DNP														
NC State	DNP														
Wake Forest	DNP														
Syracuse	DNP														
at Duke	DNP														
at Florida St.	DNP														
N. Carolina	1	0-0	0-0	1-2	0-0-0	0.0	1	0	0	0	0	0	0	1	0.3
Florida St.	DNP														
at Va. Tech	DNP														
at Ga. Tech	DNP														
Notre Dame	DNP														
at Virginia	DNP														
Ga. Tech	DNP														
at Wake For.	DNP														
at Louisville	DNP														
Virginia	DNP														
at Pittsburgh	DNP														
Va. Tech	DNP														
at Boston Col.	DNP														
at Syracuse	DNP														
vs. Boston Col.	DNP														
vs. Duke	DNP														
vs. USC	DNP														
vs. Auburn	DNP														
vs. Iowa State	DNP														
vs. Kansas	1	0-0	0-0	0-0	0-0-0	0.0	0	0	0	0	0	0	0	0	0.3

OOSTERBROEK'S CAREER HIGHS

Points

Career: 1 North Carolina, 1/18/21
 ACC: 1 North Carolina, 1/18/21

Rebounds

Career: -
 ACC: -

Assists

Career: -
 ACC: -

Steals

Career: -
 ACC: -

Blocked Shots

Career: -
 ACC: -

Field Goals Made

Career: -
 ACC: -

Field Goal Attempts

Career: -
 ACC: -

3-Point Field Goals Made

Career: -
 ACC: -

3-Point Field Goal Attempts

Career: -
 ACC: -

Free Throws Made

Career: 1 North Carolina, 1/18/21
 ACC: 1 North Carolina, 1/18/21

Free Throw Attempts

Career: 2 North Carolina, 1/18/21
 ACC: 2 North Carolina, 1/18/21

Minutes

Career: 22 vs. Alabama, 11/28/21
 ACC: 1 North Carolina, 1/18/21



#24 NIJEL PACK

THIRD-YEAR SOPHOMORE

6-0 • 184 • GUARD

INDIANAPOLIS, IND.

KANSAS STATE | LAWRENCE CENTRAL

As a Second-Year Freshman at Kansas State (2021-22): Big 12 Most Improved Player ... First Team All-Big 12 ... Associated Press First Team All-Big 12 ... NABC First Team All-District 8 ... USBWA All-District VI ... Two-time Big 12 Player of the Week (1/24 & 2/7)

Appeared in 29 of 31 games, missing two due to injury, and made 28 starts ... Averaged 17.4 points, 3.8 rebounds, 2.2 assists and 1.3 steals in 33.0 minutes per contest ... Shot 44.5 percent from the floor, 43.6 percent beyond the arc and 84.5 percent at the line ... Led the team in scoring, made field goals (175), field-goal percentage (min. 2 FGM per game), made 3-pointers (95), 3-point percentage, free-throw percentage (min. 1.5 FTM per game) and minutes ... Placed second in assists and steals, as well as third in made free throws (60), free-throw attempts (71) and rebounding ... Ended his Kansas State career third in 3-point percentage (42.3) and No. 10 in made 3-pointers (155) ... Set a school record by making a 3-pointer in 34 straight games, breaking the prior mark of 25 that stood for over 30 years, after connecting in all 29 outings of 2021-22 and the last five his rookie year ... Third-most single-season made 3-pointers in program history, including the most since Jacob Pullen in 2009-10 and the top mark ever by a sophomore ... Eighth-best single-season 3-point clip by a Wildcat ... Tied for the second-highest single-game made 3-pointers total (eight) in program history, matching the top mark in Big 12 play ... Sixth Wildcat named a First Team All-Big 12 designee and first to win Big 12 Most Improved Player ... Eighth player in school history to win multiple Big 12 Player of the Week accolades in the same season and first since Nino Williams in 2014-15 ... Scored in double figures the final 22 games of the year, including all 18 in Big 12 play, good for the longest stretch by a Kansas State player since 2010 ... Tallied

the most 30-point games in a season (three) by a Wildcat since Rodney McGruder in 2011-12 ... Posted the seventh-highest single-game point total in Big 12 play (35) in program history ... Led the Big 12 in 3-point percentage (fifth in NCAA) and made 3-pointers per game (3.3; No. 14 in NCAA) ... Finished second in the Big 12 in made 3-pointers (No. 29 in NCAA), third in points per game (No. 88 in NCAA), fourth in field-goal percentage (No. 173 in NCAA), sixth in made field goals, seventh in minutes per game, No. 11 in steals per game and No. 18 in assists per game ... Ranked No. 29 in the NCAA in total made 3-pointers ... In Big 12-only action, paced the league in made field goals (116), made 3-pointers (61) and made 3-pointers per game (3.4) ... Ranked second in scoring (18.6) and 3-point percentage (43.3), plus fourth in both minutes per game (35.6) and field-goal percentage (45.3), as well as eighth in steals per game (1.5) and No. 19 in assists per game (1.9) ... Logged three of the eight instances of a Big 12 player surpassing 30 points, while no other player had more than one, and tallied the co-second-highest single-game point total (35) by any player in the conference ... Tied for the fourth-most single-game made field goals (12) by any player in the Big 12 ... Posted a Big 12-best four outings with six-plus made 3-pointers and tied for the most makes (eight) in a game by any player in the conference ... Tied for the third-highest single-game 3-point percentage (.800; 4-of-5) by a Big 12 player ... Tied for No. 13 nationally with three games scoring over 30 points and tied for eighth nationally with a trio of games logging 30-plus points, 10 made field goals and four made 3-pointers ... Among 64 DI players with at least 28 13-point performances ... Fourth Big 12 player in the last 15 years—alongside Kansas' Frank Mason in 2016-17, Oklahoma State's Jeffrey Carroll in 2016-17 and Oklahoma's

Buddy Hield in 2015-16—to average 17.0 points per game on 43 percent 3-point shooting, as well as one of seven DI players (min. 15 GP) to do so in 2021-22... Lone D1 player in 2021-22 and the 18th Power Six player—19th occurrence—in the last 30 years to average 17.0 points per game while shooting 44 percent from the field, 43 percent beyond the arc and 84 percent at the line, including first since Villanova's Mikal Bridges in 2017-18 and the first Big 12 player since Oklahoma's Buddy Hield in 2015-16 ... Scored 30-plus points thrice, 20-plus seven times, 15-plus 20 times and 10-plus 28 times, all team bests ... Grabbed at least five rebounds 10 times, with seven-plus thrice ... Posted three-plus assists in 10 outings, with five-plus in four ... Notched multiple steals 10 times, with three-plus five times ... Made multiple 3-pointers 25 times, with four-plus 11 times and six-plus four times ... Played at least 35 minutes on 14 occasions, reaching 39-plus three times, all in a five-game span ... Led or co-led Kansas State in scoring a team-best 18 times, in steals nine times, in assists five times, in rebounding thrice and in blocks twice ... Recorded the team's three highest single-game scoring totals, as well as the top marks in made field goals (12) and made 3-pointers (eight) ... Posted two of the five instances of a Wildcat making five-plus free throws without a miss ... Averaged 18.5 points per game in 10 appearances against ranked foes and scored 13-plus in each outing, including posting 23.0 points per game in four contests versus top-10 foes ... Averaged 18.6 points per game in the final 19 contests, including 21.1 in an 11-game stretch from 1/22 to 2/26 ... Notched 18 points on 6-of-11 shooting, including a 4-of-7 clip from deep, in the opener against Florida A&M (11/10), adding three assists and two steals ... Put up 15 points and five assists, shooting 3-of-4 on 3-pointers, against Omaha (11/17) ... Logged 15 points, four rebounds and two steals versus No. 14/15 Illinois in Kansas City, Mo. ... Tallied 16 points on 6-of-10 shooting, with a 4-of-8 mark beyond the arc, against North Dakota ... Produced 17 points on 6-of-11 shooting, including a 5-of-8 ledger from long range, versus Albany (12/1), adding five rebounds and three assists ... Missed the games at Wichita State (12/5) and against Marquette (12/8) due to concussion protocols ... Recorded

15 points, a career-high eight rebounds, five assists and two steals in a win at Nebraska (12/19) ... Scored 18 points, shooting 4-of-5 on 3-pointers, and grabbed five boards versus McNeese State (12/21) ... Finished with 17 points and three steals in 36 minutes at Oklahoma (1/1), hitting all four of his free throws ... Registered 21 points, five rebounds and three assists in 38 minutes against No. 14/16 Texas (1/4), shooting 6-of-6 at the line ... Posted 20 points, six made 3-pointers and five boards at West Virginia (1/8) ... Totaled 14 points and seven rebounds in the victory over No. 19 Texas Tech (1/15) ... Scored 16 points in 36 minutes at No. 23/22 Texas (1/18) ... Scored a career-high 35 points against seventh ranked Kansas (1/22), shooting 12-of-18 from the floor and 8-of-12 on 3-pointers, setting or tying career bests in makes in both categories, as well as 3-of-3 at the line, adding four rebounds and three steals, becoming one of four DI players in 2021-22 to record 35p/12fgm/8 3pm while hitting at least two-thirds of his field goals and 3-pointers ... Amassed 18 points and a season-best seven assists at Ole Miss (1/29), shooting 6-of-13 beyond the arc in 36 minutes ... Put up 22 points on 9-of-17 shooting, including a 4-of-7 clip from deep, in 36 minutes versus Oklahoma State (2/2) and hit a game-winning 3-pointer with 2.2 seconds left ... Finished with 20 points, four rebounds, three assists and a career-high four steals in 38 minutes in the win at TCU (2/5), shooting 7-of-10 overall and 4-of-5 on 3-pointers ... Dropped 31 points on 10-of-19 shooting, including a 4-of-9 mark on 3-pointers, against No. 10 Baylor (2/9), finishing 7-of-10 at the line to set career highs in both areas and adding three steals in 35 minutes ... Scored 19 points on 7-of-10 shooting, with a 4-of-5 mark from long range, in 39 minutes in the win at Iowa State (2/12), adding six rebounds, three assists and the first two blocks of his career ... Compiled 13 points, six rebounds, five assists and one block in the victory at West Virginia (2/14), shooting 4-of-4 at the line... Scored 16 points in a career-high 42 minutes at Oklahoma State (2/19), shooting 5-of-6 at the stripe, grabbing a career-high-tying eight rebounds and snatching three steals ... Poured in 32 points on 11-of-15 shooting, including a 6-of-9 clip from deep, in 39 minutes against Iowa State (2/26), chipping in



two steals ... Logged 18 points in 38 minutes, making all five of his free throws, in the Big 12 Tournament opener against West Virginia (3/9), adding six boards.

**As a Freshman at Kansas State (2020-21):
Academic All-Big 12 Rookie Team**

Started 24 of 29 games and was unavailable for the other five ... Averaged 12.7 points, 3.7 rebounds, 3.8 assists and 1.2 steals in 33.6 minutes per game ... Shot 41.8 percent from the field, 40.5 percent on 3-pointers and 79.4 percent at the stripe ... Led the team in scoring, assists per game, 3-point percentage and free-throw percentage, while tying for first in made 3-pointers (60) ... Placed second in made field goals (109), steals per game and minutes ... Third true freshman to lead Kansas State in scoring, alongside Marcus Foster (2013-14) and Michael Beasley (2007-08) ... Placed top-10 all-time among Kansas State freshmen in nine categories: second in made 3-pointers, third in 3-point percentage, fifth in total assists (91), ninth in total points (305) and No. 10 each in made field goals (109), field-goal attempts (261), total steals (28), minutes (806) and starts (24) ... Tied for the second-highest single-game made 3-pointers total (eight) in program history, setting the record by a freshman and equaling the top mark in Big 12 play ... Posted the third-most single-game assists (nine) by a freshman in program history and marked the highest total since Clent Stewart on 3/5/05 ... Finished second in the Big 12 in 3-point percentage (No. 26 in NCAA), fourth in made 3-pointers per game (2.5; No. 81 in NCAA), fourth in assist-to-turnover ratio (1.83; No. 129 in NCAA) and eighth in made 3-pointers (No. 83 in NCAA) ... Also placed No. 10 in assists per game, No. 10 in minutes per game, No. 11 in steals per game and No. 19 in scoring ... In Big 12-only play, if qualified by playing enough games, would have ranked fourth in assist-to-turnover ratio (1.74), seventh in minutes per game (34.7), ninth in assists per game (3.6), No. 15 in made 3-pointers per game (1.8), No. 16 in steals per game (1.2) and No. 22 in scoring (11.6) ... Tied for the second-most made 3-pointers in a game by a Big 12 player, as well as tied for the third-best single-game 3-point percentage (93.3; 5-of-6) ... One of three true freshmen to

finish top-20 in the league in scoring, alongside Oklahoma State's Cade Cunningham and TCU's Mike Miles ... Scored in double figures 16 times, including in 12 of his final 14 outings, with 16-plus points seven times and 22-plus thrice ... Pulled down five-plus boards on 11 occasions ... Distributed at least three assists in 14 appearances, with five-plus in 11 and seven-plus twice ... Talled multiple steals in nine games ... Made multiple 3-pointers in 16 outings, with four-plus in six and six-plus twice ... Played at least 30 minutes 19 times, including in 13 of his last 14 appearances, and 35-plus 11 times ... Led or co-led Kansas State in assists 12 times, in scoring 11 times and in steals four times ... Registered all three instances of a Wildcat making five-plus 3-pointers, both outings with at least an 80 percent 3-point clip and the top single-game assist total ... Averaged 12.7 points per game in 10 matchups with a ranked team, scoring 10-plus points in seven of them ... Talled 15.1 points per game in the last 11 outings of the year, reaching double figures nine times ... Posted nine points, five assists and a 3-of-5 clip from deep against Drake (11/25) in his debut ... Recorded 12 points on 4-of-6 3-point shooting versus Colorado (11/27) ... Talled 14 points, six rebounds and three assists against Kansas City (11/30) ... Logged nine points, five rebounds and seven assists in 36 minutes versus UNLV (12/5) ... Compiled 12 points, six boards and five assists against Milwaukee (12/11) ... Put up 16 points, six rebounds, five assists and two steals versus Jacksonville (12/21), shooting 6-of-9 from the floor, including 4-of-6 on 3-pointers ... Notched 12 points and two steals against TCU (1/2) ... Talled 17 points on 7-of-11 shooting in 38 minutes at Texas Tech (1/5) ... Did not play in the following four games ... Returned to action with 11 points, five rebounds, five assists and a 4-of-4 free-throw mark at the eventual NCAA champion, second-ranked Baylor (1/27) ... Dropped a season-best 26 points against Texas A&M (1/30), adding five assists and a season-high-tying three steals in 38 minutes, while shooting 9-of-16 from the field and 8-of-14 from deep to set season bests in both makes categories and become the ninth D1 player in the past decade, including the only one in 2020-21, with 25p/5a/3s/8 3pm in a game ... Posted 10 points, five boards and

three assists in 35 minutes at No. 23/22 Kansas (2/2) ... Totaled 16 points on 5-of-7 shooting, including a 4-of-5 3-point mark, to go along with a season-high seven rebounds versus No. 13/11 Texas Tech (2/6) ... Poured in 22 points on 7-of-14 shooting against No. 13 Texas (2/9), grabbing five boards and shooting 5-of-7 from the line to set a season best in attempts ... Amassed 14 points, three assists and two steals in 36 minutes at No. 23/22 Oklahoma State (2/13) ... Scored 12 points in a season-high 39 minutes at TCU (2/20) ... Recorded nine points, four rebounds and a season-best nine assists in 38 minutes in the win over No. 7/8 Oklahoma (2/23), shooting 4-of-4 at the line ... Scored 10 points in 36 minutes against Iowa State (3/6) ... Put up 23 points, six rebounds, five assists and two steals in the Big 12 Conference Tournament opener versus TCU (3/10), shooting 6-of-8 from the floor, 5-of-6 beyond the arc and 6-of-7 at the line, setting a season high in made free throws and tying his top mark in attempts ... Ended the year with 18 points on 6-of-11 shooting, including a 6-of-9 figure from long range, against second-ranked Baylor (3/11) in the Big 12 Tournament quarterfinals.

High School: Graduated from Lawrence Central High School ... Tabbed a four-star recruit by ESPN and Rivals ... Considered the No. 90 overall player, including the third-best prospect in Indiana, by ESPN, as well as the No. 128 player and fifth-best recruit in Indiana by Rivals ... Finished No. 123 in the 247Sports Composite, good for fourth in Indiana and No. 22 among point guards ... Four-year letter winner totaled 1,085 points and 266 assists in his prep career, logging a 2.55:1 assist-to-turnover ratio ... Shot 50.7 percent (388-of-765) overall, 42.9 percent (149-of-347) from deep and 86.0 percent (160-of-186) on free throws ... Earned all-county and all-conference distinction as both a junior and senior ... Led his team to a cumulative 70-26

record ... Averaged 17.7 points, 4.0 rebounds, 4.2 assists and 2.0 steals per game as a senior ... Shot 49.7 percent from the field, 40.3 percent beyond the arc and 92.8 percent (64-of-69) at the line ... Scored 20-plus points eight times in a 22-3 campaign ... Named to the IBCA All-State Supreme 15 and to The Indianapolis Star Indiana All-Star Team ... As a junior, averaged 16.5 points, 4.0 rebounds, 4.1 assists and 2.0 steals per game ... Shot 52.4 percent overall, 43.2 percent on 3-pointers and 83.3 percent (50-of-60) from the stripe ... Scored in double figures in every game, reaching 20-plus five times, during a 22-4 season that included the school's first sectional title in seven years ... Tabbed to the IBCA Underclass All-State Supreme 15 and The Indianapolis Star's Indiana Junior All-Star Team ... Selected to the 2019 Nike All-EYBL Breakout Team after averaging 20.8 points, 8.2 assists and 6.2 rebounds per game for the Indy Heat in six Peach Jam outings, including logging a triple-double ... Kyle Guy, three-year teammate Jake LaRavia and Norm Sloan also attended Lawrence Central.

Personal: Full name is Nijel Christian Pack ... First name is pronounced NYE-Juhl, like "Nigel" ... Born May 22, 2001, in Oconomowoc, Wis. ... Parents, David and Robin Pack, own a consulting company ... Has an older brother, Ben Spaulding, and an older sister, Anjelica Pack ... Majoring in sport administration with a minor in marketing ... Favorite athlete is LeBron James because he feels he is the best player ever and respects what he does off the court ... Best sports memories are his Peach Jam triple-double, his game-winning shot against Oklahoma State and scoring 35 points versus Kansas ... Committed to Miami over Duke, Ohio State, Purdue and Tennessee ... Chose Miami because of its great basketball program, its winning culture, Jim Larrañaga, the excellent education and the location.

PACK CAREER STATISTICS

Season	GP	GS	Min.	Avg.	FG	FGA	Pct.	3-Point	Free Throws	Rebounds	Scoring														
								FG	FTA	Off.	Pts. Avg.														
								Pct.	Pct.	Def.															
2020-21*	24	24	806	33.6	109	261	.418	60	148	.405	27	34	.794	14	74	88	3.7	49	0	91	49	0	28	305	12.7
2021-22*	29	28	958	33.0	175	385	.455	95	218	.436	60	71	.845	22	88	110	3.8	49	0	65	43	3	39	505	17.4
Total	53	52	1764	33.3	284	646	.440	155	366	.423	87	105	.829	36	162	198	3.7	98	0	156	92	3	67	810	15.3

* at Kansas State University

2021-22	GS	Min	FG	3FG	FT	O-D-T	Avg	PF	FO	A	TO	Blk	Stl	Pts	Avg	
Florida A&M	*	31	6-11	4-7	2-2	2-1-3	3.0	1	0	3	1	0	2	18	18.0	
Omaha	*	20	5-8	3-4	2-2	0-0-0	1.5	0	0	5	1	0	1	15	16.5	
vs. Arkansas	*	28	5-12	1-6	3-3	1-1-2	1.7	3	0	2	5	0	2	14	15.7	
vs. Illinois	*	30	6-14	1-4	2-2	0-4-4	2.3	2	0	0	0	0	2	15	15.5	
North Dakota	*	25	6-10	4-8	0-0	0-3-3	2.4	3	0	2	3	0	0	16	15.6	
Albany	*	31	6-11	5-8	0-0	1-4-5	2.8	1	0	3	1	0	1	17	15.8	
at Wichita St.	DNP (concussion protocols)															
Marquette	DNP (concussion protocols)															
Green Bay	14	2-5	1-3	1-2	1-0-1	2.6	0	0	1	0	0	0	1	6	14.4	
at Nebraska	*	34	5-13	2-9	3-4	1-7-8	3.3	1	0	5	2	0	2	15	14.5	
McNeese	*	32	7-15	4-8	0-0	0-5-5	3.4	1	0	1	0	0	0	18	14.9	
at Oklahoma	*	36	5-15	3-9	4-4	0-2-2	3.3	2	0	2	3	0	3	17	15.1	
Texas	*	37	6-12	3-7	6-6	2-3-5	3.5	2	0	3	0	0	0	21	15.6	
at West Va.	*	33	7-18	6-15	0-0	1-4-5	3.6	2	0	0	0	0	1	20	16.0	
TCU	*	38	4-14	2-7	0-0	0-4-4	3.6	3	0	2	2	0	0	10	15.5	
Texas Tech	*	35	5-14	2-9	2-2	2-5-7	3.9	2	0	1	1	0	0	14	15.4	
at Texas	*	35	7-15	2-5	0-1	0-1-1	3.7	1	0	2	1	0	0	16	15.5	
Kansas	*	36	12-18	8-12	3-3	0-4-4	3.7	3	0	2	1	0	3	35	16.7	
at Baylor	*	31	4-12	2-5	3-4	1-1-2	3.6	2	0	1	0	0	1	13	16.5	
at Ole Miss	*	36	6-17	6-13	0-0	0-2-2	3.5	0	0	7	0	0	0	18	16.6	
Okl. State	*	36	9-17	4-7	0-0	2-1-3	3.5	0	0	2	2	0	3	22	16.8	
at TCU	*	37	7-10	3-6	3-4	0-4-4	3.5	3	0	3	2	0	4	20	17.0	
Baylor	*	35	10-19	4-9	7-10	1-2-3	3.5	1	0	2	2	0	3	31	17.7	
at Iowa State	*	39	7-10	4-5	1-2	1-5-6	3.6	2	0	3	1	2	1	19	17.7	
West Va.	*	37	4-15	1-6	4-4	2-4-6	3.7	1	0	5	1	1	1	13	17.5	
at Okla. State	*	42	4-16	3-10	5-6	3-5-8	3.9	1	0	1	1	0	3	16	17.5	
at Kansas	*	29	5-13	3-7	0-0	0-3-3	3.8	1	0	2	2	0	1	13	17.3	
Iowa State	*	39	11-15	6-9	4-5	0-2-2	3.8	3	0	1	6	0	2	32	17.8	
at Texas Tech	*	38	5-14	3-8	0-0	1-2-3	3.7	2	0	3	2	0	1	13	17.7	
Oklahoma	*	24	4-9	2-5	0-0	0-3-3	3.7	4	0	0	2	0	0	10	17.4	
vs. West Va.	*	38	5-13	3-7	5-5	0-6-6	3.8	2	0	1	1	0	1	18	17.4	

PACK'S CAREER HIGHS

recorded at Kansas State Univeristy

Points

Career: 35 Kansas, 1/22/22

ACC: -

Rebounds

Career: 8 2x, last at Oklahoma State, 2/19/22

ACC: -

Assists

Career: 9 Oklahoma, 2/23/21

ACC: -

Steals

Career: 4 at TCU, 2/5/22

ACC: -

Blocked Shots

Career: 2 at Iowa State, 2/12/22

ACC: -

Field Goals Made

Career: 12 Kansas, 1/22/22

ACC: -

Field Goal Attempts

Career: 19 Baylor, 2/9/22

ACC: -

2020-21	GS	Min	FG	3FG	FT	O-D-T	Avg	PF	FO	A	TO	Blk	Stl	Pts	Avg	
Drake	*	32	3-6	3-5	0-0	0-1-1	1.0	2	0	5	1	0	1	9	9.0	
Colorado	*	26	4-8	4-6	0-0	1-1-2	1.5	3	0	1	2	0	0	12	10.5	
Kansas City	*	28	5-10	3-6	1-2	0-6-6	3.0	1	0	3	3	0	1	14	11.7	
UNLV	*	35	4-11	1-4	0-0	2-3-5	3.5	1	0	7	0	0	0	9	11.0	
Fort Hays St.	*	34	3-12	0-5	0-1	1-4-5	3.8	2	0	5	3	0	2	6	10.0	
Milwaukee	*	37	5-12	2-3	0-1	1-5-6	4.2	3	0	5	1	0	0	12	10.3	
at Iowa State	*	36	3-12	0-7	2-2	0-2-2	3.9	2	0	2	3	0	3	8	10.0	
Baylor	*	29	2-5	0-1	0-0	2-3-5	4.0	2	0	5	0	0	1	4	9.3	
Jacksonville	*	33	6-9	4-6	0-0	3-3-6	4.2	1	0	5	1	0	2	16	10.0	
Omaha	*	25	4-11	1-6	0-0	1-1-2	4.0	0	0	1	1	0	2	9	9.9	
TCU	*	33	5-11	2-5	0-0	0-0-0	3.6	4	0	2	0	0	2	12	10.1	
at Texas Tech	*	38	7-11	3-7	0-0	1-0-1	3.4	2	0	2	1	0	1	17	10.7	
Okla. State	DNP (COVID-19 protocols)															
at Texas	DNP (COVID-19 protocols)															
at Oklahoma	DNP (COVID-19 protocols)															
West Va.	DNP (COVID-19 protocols)															
at Baylor	*	32	3-10	1-6	4-4	1-4-5	3.5	2	0	5	1	0	0	11	10.7	
Texas A&M	*	38	9-16	8-14	0-0	0-3-3	3.5	3	0	5	3	0	3	26	11.8	
at Kansas	*	36	4-10	2-5	0-0	0-5-5	3.6	1	0	3	4	0	1	10	11.7	
Texas Tech	*	28	5-7	4-5	2-2	0-7-7	3.8	4	0	2	6	0	1	16	11.9	
Texas	*	36	7-14	3-8	5-7	0-5-5	3.9	4	0	2	0	0	0	22	12.5	
at Okla. State	*	36	5-16	3-7	1-1	0-1-1	3.7	0	0	3	3	0	2	14	12.6	
Kansas	*	33	3-12	0-7	0-0	0-4-4	3.7	1	0	5	3	0	2	6	12.3	
at TCU	*	39	4-15	2-6	2-2	0-3-3	3.7	1	0	5	1	0	1	12	12.3	
Oklahoma	*	38	2-12	1-7	4-4	0-4-4	3.7	2	0	9	3	0	0	9	12.1	
at West Va.	DNP (eye infection)															
Iowa State	*	36	4-12	2-7	0-0	0-2-2	3.6	3	0	2	2	0	1	10	12.0	
vs. TCU	*	34	6-8	5-6	6-7	1-5-6	3.7	1	0	5	3	0	2	23	12.5	
vs. Baylor	*	33	6-11	6-9	0-0	0-2-2	3.7	4	0	2	4	0	0	18	12.7	

3-Point Field Goals Made

Career: 8 2x, last vs. Kansas, 1/22/22

ACC: -

3-Point Field Goal Attempts

Career: 15 at West Virginia, 1/8/22

ACC: -

Free Throws Made

Career: 7 Baylor, 2/9/22

ACC: -

Free Throw Attempts

Career: 10 Baylor, 2/9/22

ACC: -

Minutes

Career: 42 at Oklahoma State, 2/19/22

ACC: -



#55 WOOGA POPLAR

SECOND-YEAR SOPHOMORE

6-5 • 192 • GUARD

PHILADELPHIA, PA.

MATH, CIVICS AND SCIENCES CHARTER SCHOOL

As a Freshman (2021-22): Played in 34 of 37 contests ... Averaged 2.3 points and 1.4 rebounds in 8.6 minutes per game ... Made his collegiate debut in the season opener against Canisius (11/9) ... Recorded a season-high 12 points in 18 minutes at Florida Atlantic (11/16), shooting 4-of-5 overall, 3-of-3 at the line and making his lone 3-pointer in his first road outing ... Tallied six points, five rebounds and a 4-of-4 mark at the stripe, setting season highs in makes and attempts, in 15 minutes of play against Florida A&M (11/21) ... Registered eight points in 18 minutes versus Dayton (11/25) in Kissimmee, Fla., and shot 4-of-4 on free throws for the second game in a row ... Played a season-high 21 minutes at Penn State (12/1) and scored four points ... Logged six points on 3-of-5 shooting, as well as two assists, against Clemson (12/4) in his first ACC outing ... Finished with five points, five rebounds and a season-best four assists in 15 minutes versus Lipscomb (12/8) ... Registered eight points on 3-of-5 shooting, adding a season-best two steals, against Stetson (12/20) ... Posted four points and a season-best six rebounds, the most of any Hurricane, in the victory at second-ranked Duke (1/8) ... Notched four points and five rebounds, connecting on his lone 3-pointer, in 16 minutes at Pittsburgh (2/22) ... Tallied his third multi-assist outing with two in the NCAA Tournament Round of 32 win against No. 8/7 Auburn (3/20) ... Grabbed four rebounds in 13 minutes in the Elite Eight against the eventual NCAA champion, third-ranked Kansas (3/27).

High School: Graduated from Math, Civics and Sciences Charter School (MCSCS) ... Labeled a four-star recruit by 247Sports and Rivals ... Considered the fifth-best recruit in Pennsylvania by Rivals and sixth-best by 247Sports ... Ranked No. 78 overall, including No. 18 among shooting

guards, by Rivals ... Listed as the nation's No. 121 player by 247Sports, while finishing No. 123 the 247Sports Composite rankings ... Three-star prospect according to ESPN ... Three-time all-state pick ... Garnered 3A First Team All-State recognition and led MCSCS to the state semifinals as a senior ... Averaged 22.0 points and 5.0 rebounds per game as a junior, nabbing PIAA 2A Player of the Year and First Team All-Philadelphia Public League accolades ... Helped his team reach the 2A state quarterfinals before the remainder of the season was canceled ... Also led MCSCS to both its first Philadelphia Public League title game appearance and championship, tallying 23 points, six rebounds, three assists and two steals in the league final to earn MVP honors ... Averaged 14.5 points per game as a sophomore, receiving 2A Second Team All-State honors ... Guided his school to the state title, its first crown in eight years ... Started playing high school basketball as a sophomore and scored over 1,000 points before the end of his junior season ... Samir Doughty, a 2020 First Team All-SEC performer at Auburn, also attended MCSCS.

Personal: Full name is Nisine Hamir Poplar, but goes by Wooga ... Nickname is pronounced WUH-Guh, legal name is pronounced Niye-SEEN and last name is pronounced POP-Lurr ... Born Jan. 5, 2003 ... Parents are Hisine Poplar and Monica Solomon ... Has a younger brother, Niare ... Majoring in exploratory arts & sciences with a minor in sport administration... Enjoys riding dirt bikes ... Favorite athlete is LeBron James because he is a leader on and off the court ... Best sports memory is winning a state championship ... Committed to Miami over offers from schools such as Auburn, Georgetown, Georgia, LSU, Marquette, Maryland, Penn State, Seton Hall, VCU, Virginia Tech and Wichita State, among others.

HURRICANES

POPLAR CAREER STATISTICS													3-Point			Free Throws			Rebounds			Scoring			
Season	GP	GS	Min.	Avg.	FG	FGA	Pct.	FG	FGA	Pct.	FT	FTA	Pct.	Off.	Def.	Tot.	Avg.	PF	FO	Ast.	TO	Blk	Stl	Pts.	Avg.
2021-22	34	0	293	8.6	28	68	.412	6	28	.214	17	26	.654	9	38	47	1.4	22	0	11	16	0	9	79	2.3
Total	34	0	293	8.6	28	68	.412	6	28	.214	17	26	.654	9	38	47	1.4	22	0	11	16	0	9	79	2.3



2021-22	GS	MIN	FG	3FG	FT	O-D-T	AVG	PF	FO	A	TO	Bk	Stl	Pts	Avg
Canisius	2	0-0	0-0	0-0	0-0	0-0-0	0.0	0	0	0	0	0	0	0	0.0
UCF	2	0-0	0-0	0-0	0-0	0-0-0	0.0	0	0	0	0	0	0	0	0.0
at Fla. Atlantic	18	4-5	1-1	3-3	0-1-1	0.3	1	0	1	1	0	0	0	12	4.0
Florida A&M	15	1-3	0-2	4-4	1-4-5	1.5	2	0	0	0	0	1	6	4.5	
vs. Dayton	19	2-7	0-2	4-4	0-1-1	1.4	1	0	0	1	0	1	8	5.2	
vs. North Tex.	8	0-0	0-0	0-0	0-0-0	1.2	1	0	0	0	0	0	0	0	4.3
vs. Alabama	15	1-6	0-3	1-2	0-0-0	1.0	0	0	0	1	0	0	3	4.1	
at Penn State	20	2-6	0-3	0-0	1-2-3	1.3	1	0	0	2	0	0	4	4.1	
Clemson	9	3-5	0-2	0-0	0-1-1	1.2	1	0	2	0	0	0	6	4.3	
Lipscomb	15	2-5	1-2	0-0	2-3-5	1.6	1	0	4	1	0	1	5	4.4	
vs. Fordham	13	2-3	0-1	0-0	0-1-1	1.5	0	0	0	0	0	0	4	4.4	
Stetson	11	3-4	1-2	1-1	0-1-1	1.5	0	0	0	1	0	2	8	4.7	
NC State	DNP														
Wake Forest	3	0-0	0-0	0-0	0-0-0	1.4	2	0	0	1	0	0	0	0	4.3
Syracuse	5	0-1	0-1	2-4	0-0-0	1.3	0	0	0	0	0	0	2	4.1	
at Duke	11	2-3	0-0	0-0	2-4-6	1.6	1	0	0	1	0	1	4	4.1	
at Florida St.	2	0-1	0-0	0-0	0-0-0	1.5	0	0	0	1	0	0	0	0	3.9
N. Carolina	6	1-2	1-1	0-0	0-0-0	1.4	0	0	0	0	0	0	3	3.8	
Florida St.	12	0-1	0-1	1-2	0-2-2	1.4	0	0	0	0	0	0	1	3.7	
at Va. Tech	2	0-0	0-0	0-0	0-0-0	1.4	0	0	0	0	0	0	0	0	3.5
at Ga. Tech	7	0-1	0-1	0-0	0-0-0	1.3	1	0	0	0	0	0	0	0	3.3
Notre Dame	5	0-0	0-0	0-0	0-2-2	1.3	0	0	1	1	0	0	0	0	3.1
at Virginia	4	1-2	0-0	0-0	0-0-0	1.3	0	0	0	0	0	0	2	3.1	
Ga. Tech	11	0-0	0-0	0-1	0-1-1	1.3	1	0	0	0	0	1	0	0	3.0
at Wake For.	7	1-1	1-1	0-0	1-1-2	1.3	1	0	1	1	0	0	3	3.0	
at Louisville	5	1-3	0-1	0-1	0-2-2	1.3	0	0	0	0	0	0	2	2.9	
Virginia	5	0-1	0-0	0-0	0-0-0	1.3	2	0	0	0	0	0	0	0	2.8
at Pittsburgh	16	1-1	1-1	1-2	0-5-5	1.4	1	0	0	3	0	1	4	2.9	
Va. Tech	DNP														
at Boston Col.	5	0-1	0-0	0-0	0-0-0	1.4	0	0	0	0	0	0	0	0	2.8
at Syracuse	5	0-0	0-0	0-0	0-1-1	1.3	0	0	0	0	0	0	0	0	2.7
vs. Boston Col.	DNP														
vs. Duke	5	0-0	0-0	0-0	0-0-0	1.3	0	0	0	0	0	0	0	0	2.6
vs. USC	8	1-2	0-1	0-0	1-1-2	1.3	0	0	0	0	0	1	2	2.5	
vs. Auburn	7	0-1	0-0	0-0	0-2-2	1.3	3	0	2	0	0	0	0	0	2.5
vs. Iowa State	2	0-1	0-0	0-0	0-0-0	1.3	1	0	0	0	0	0	0	0	2.4
vs. Kansas	13	0-2	0-2	0-2	1-3-4	1.4	1	0	0	1	0	0	0	0	2.3

POPLAR'S CAREER HIGHS

Points

Career: 12 at Florida Atlantic, 11/16/21
ACC: 6 Clemson, 12/4/21

Rebounds

Career: 6 at Duke, 1/8/22
ACC: 6 at Duke, 1/8/22

Assists

Career: 4 Lipscomb, 12/8/21
ACC: 2 Clemson, 12/4/21

Steals

Career: 2 Stetson, 12/20/21
ACC: 1 Stetson, last at Pittsburgh, 2/22/22

Blocked Shots

Career: -
ACC: -

Field Goals Made

Career: 4 at Florida Atlantic, 11/16/21
ACC: 3 Clemson, 12/4/21

Field Goal Attempts

Career: 7 vs. Dayton, 11/25/21
ACC: 5 Clemson, 12/4/21

3-Point Field Goals Made

Career: 1 6x, last at Pittsburgh, 2/22/22
ACC: 1 3x, last at Pittsburgh, 2/22/22

3-Point Field Goal Attempts

Career: 3 2x, last at Penn State, 12/1/21
ACC: 2 Clemson, 12/4/21

Free Throws Made


Career: 4 2x, last vs. Dayton, 11/25/21
ACC: 2 Syracuse, 1/5/22

Free Throw Attempts

Career: 4 3x, last vs. Syracuse, 1/5/22
ACC: 4 Syracuse, 1/5/22

Minutes

Career: 20 at Penn State, 12/1/21
ACC: 16 at Pittsburgh, 2/22/22



#13 JAKAI ROBINSON

SECOND-YEAR REDSHIRT FRESHMAN

6-5 • 208 • GUARD

OSSINING, N.Y.


ROCK CREEK CHRISTIAN ACADEMY (MD.)

As a Freshman (2021-22): Did not compete ... Redshirted to retain eligibility.

High School: Graduated from Rock Creek Christian Academy (Md.) ... Consensus four-star, top-100 prospect ... Labeled the third-best recruit in Maryland by 247Sports and Rivals, as well as fourth-best by ESPN ... Ranked No. 81 nationally, including No. 15 at the small forward spot, by 247Sports ... Tabbed No. 85 overall and No. 20 at his position by ESPN ... Listed as the No. 96 recruit, including No. 19 among small forwards, by Rivals ... Finished No. 84 overall in the 247Sports Composite rankings, good for No. 16 at his position ... Averaged 19.0 points and 8.0 rebounds per game as a senior ... Attended National Christian Academy (Md.), where Kevin Durant opened his high school career, for his first three seasons ... Capital Beltway League Player of the Year and scoring leader as both a sophomore and junior ... Named to *The Washington Post* Third Team All-Met as a junior after averaging 20.0 points, 7.0 rebounds and 3.0 assists per game and helping his team to a 24-7 record ... Eclipsed 1,600 career

points by his junior year ... Garnered all-tournament accolades at the elite Saint James Invitational Tournament in 2020, alongside players such as Cade Cunningham, Scottie Barnes, Day'Ron Sharpe and Mark Williams ... Played for Team Takeover on the AAU circuit and helped his team reach the 2019 Nike EYBL Peach Jam U16 title game, scoring 28 points in a double-overtime loss ... Graduated as his class salutatorian with a 4.0 GPA.

Personal: Full name is Jakai Nigel Robinson ... First name is pronounced Juh-KYE ... Born April 29, 2002 ... Parents are Sheldon Sealy and Junice Robinson ... Father is originally from St. Lucia ... Has an older sister, Jasmine Mason, a younger sister, Jordyn Robinson, and a younger brother, Michael Sealy ... Majoring in community and applied psychological studies with a minor in marketing ... Favorite athlete is Kevin Durant because of his demeanor and skill set ... Best sports memory is playing in the Peach Jam championship game ... Committed to Miami over Clemson, UConn, Georgetown, NC State and Seton Hall ... Chose Miami because he felt like a priority.



#1 ANTHONY WALKER

FOURTH-YEAR JUNIOR

6-9 • 215 • FORWARD

BALTIMORE, MD.

BREWSTER ACADEMY (N.H.)

As a Third-Year Sophomore (2021-22): One of four Hurricanes to play in all 37 games, notching two starts ... Averaged 4.9 points, 2.5 rebounds and 0.8 steals per game ... Finished third on the team in offensive rebounds (27) and blocked shots (17) ... Scored in double figures six times ... Led or co-led Miami in blocks on nine occasions, tied for second-most on the team, as well as in rebounding four times, in steals thrice and in assists twice ... Opened the year with a season-best 14 points in 22 minutes against Canisius (11/9), also setting season highs in free throws made (five), free throws attempted (seven) and blocks (three), adding two assists ... Logged 12 points and two steals in a season-high 26 minutes versus UCF (11/13) ... Scored eight points in 20 minutes at Florida Atlantic (11/16) ... Tallied eight points against Fordham (12/12) in Brooklyn, N.Y. ... Registered 11 points, shot 4-of-4 from the field and blocked two shots in 23 minutes versus NC State (12/29) ... Finished with eight points, five rebounds, two assists and two steals in 23 minutes against Wake Forest (1/1) ... Tied a career best with three steals at Virginia Tech (1/26) ... Amassed 12 points on 5-of-7 shooting, including making both his 3-pointers, against Notre Dame (2/2), adding a season- and team-high eight rebounds ... Dished out a career-high-tying four assists at Virginia (2/5) ... In his first start of the year, against Georgia Tech (2/9), notched 12 points, a season-high-tying eight rebounds to co-lead all players and two assists in a season-high-tying 26 minutes, finishing 6-of-10 from the floor to set season bests in both categories ... Started in the win at RV/No. 25 Wake Forest (2/12) ... Compiled seven points, a team-best six boards and two steals in 20 minutes at Pittsburgh (2/22) ... Posted 11 points and a career-high-tying three steals against Virginia Tech (2/26) ... Led Miami with five boards in the Elite Eight against the eventual NCAA champion, third-ranked Kansas (3/27).

As a Sophomore (2020-21): Season did not count towards eligibility due to COVID-19 pandemic ... Appeared in 26 contests, missing one due to injury, and made 16 starts ... Averaged 9.6 points, 4.7 rebounds and 1.0 assist per game ... Ranked second on the team in blocked shots (22), as well as fourth in both scoring and rebounding ... Tied for ninth in the ACC in 10-rebound games (five) and double doubles (four) ... In ACC-only action, tied for sixth in the league in 10-rebound games (four) for eighth in double-doubles (three) ... Scored double-digit points 14 times, including in 12 of his final 15 appearances, with 15-plus on five occasions ... Pulled down five-plus rebounds 10 times, including in six of the last seven games ... Blocked multiple shots in five outings ... Eclipsed 30 minutes 12 times, including in six of the last seven contests, with 35-plus seven times ... Led Miami in rebounding in a team-best nine outings, as well as in blocks nine times to rank second, plus in steals five times and assists once ... Posted the most single-game made free throws without a miss (eight) by a Hurricane ... Logged 12 points and a career-best three blocks versus FGCU (12/12) ... In his first collegiate start, posted a 12-point, career-best 10-rebound double-double against Pittsburgh (12/16), adding two blocks in 35 minutes ... Scored a career-high 18 points, made a career-best eight free throws and tied career bests in rebounds (10), blocks (three) and free-throw attempts (eight) versus Jacksonville (12/19) ... Tallied 13 points and five boards at Syracuse (1/19) ... Did not play against Notre Dame (1/24) due to a right foot injury sustained in practice ... Scored 13 points and went 2-of-3 from deep in 36 minutes at No. 16 Florida State (1/27) ... Amassed 12 points, seven rebounds and two blocks at Wake Forest (1/30) ... Scored 16 points on 6-of-9 shooting in the victory over Duke, setting a career best in made field goals ... Recorded a 14-point, 10-rebound double-

double at Notre Dame (2/14) ... Notched 16 points, shooting 6-of-11, against Georgia Tech (2/20) ... Totaled 12 points and seven rebounds versus No. 11/9 Florida State (2/24) ... Registered a 13-point, 10-rebound double-double in 38 minutes of action at Clemson (2/27) ... Posted eight points and 10 boards in 36 minutes at No. 21/20 Virginia (3/1) ... Stuffed the stat sheet with 17 points, seven rebounds, a career-high four assists, two steals and two blocks in 36 minutes in the regular season finale versus Boston College (3/5) ... Logged 14 points, nine rebounds and a career-high-tying four assists, while limiting Justin Champagnie to 5-of-20 shooting, in a career-best 39 minutes during the ACC Tournament opening round win over Pittsburgh (3/9) ... Posted 15 points, six rebounds and a career-high three steals in the victory against Clemson (3/10) in the ACC Tournament second round.

As a Freshman (2019-20): Played in 25 contests, averaging 3.3 points and 2.1 rebounds over 12.3 minutes per game ... Scored in double figures once, grabbed five-plus boards in three appearances, blocked multiple shots on three occasions and played 20-plus minutes five times ... Twice paced Miami in rebounding ... Opened his collegiate career by notching nine points and five rebounds against fifth-ranked Louisville (11/5), finishing 3-of-6 from the floor and hitting a 3-pointer ... Registered six points, two blocks and a season-high two steals in the road win at UCF (11/12) ... Set a season best with three blocked shots in 20 minutes of action against UConn (11/24) in the Charleston Classic ... Played 24 minutes at eighth-ranked Duke (1/21), notching four points and four boards ... Set season highs in points (14), field goals made (four) and attempted (eight), free throws made (five) and attempted (five), and minutes played (25) at North Carolina (1/25) ... Posted

seven points and two blocks in the win over Virginia Tech (1/28) ... Recorded six points and a season-best seven rebounds in 21 minutes versus NC State (2/5) ... Grabbed five boards and dished out a season-high two assists in 21 minutes at eighth-ranked Florida State (2/8) ... Scored nine points on 4-of-7 shooting in the victory against Boston College (2/12).

High School: Graduated from Brewster Academy (N.H.) ... Listed as a four-star prospect by ESPN, as well as a three-star recruit by 247Sports and Rivals ... Tabbed as the No. 33 power forward in the country by both 247Sports and Rivals ... McDonald's All-American Game nominee ... Helped Brewster win the National Prep Championships and a region championship, as well as reach the NEPSAC AAA title game, during his lone year with the team ... Led Perry Hall (Md.) to 4A state crowns, the first two in school history, as a junior and sophomore ... Attended Hope Academy (Ga.) as a freshman and did not play basketball ... Member of multiple high schools honor rolls ... Numerous NBA players have attended Brewster, including Will Barton, Donovan Mitchell, Thomas Robinson and TJ Warren.

Personal: Full name is Anthony Edward Walker III ... Born Feb. 9, 2001 ... Parents are Anthony Walker Jr., and Towanda Hayes ... Has a younger brother, Darius ... Majoring in sociology with a minor in Africana studies... Started playing competitive basketball as a 15-year-old sophomore ... Favorite athlete is Giannis Antetokounmpo ... Best sports memory is making a game-winning shot in the state playoffs as a junior ... Chose Miami because he felt was a great fit both basketball-wise and academically ... Committed to Miami over Kansas, Maryland, Pittsburgh, Seton Hall and VCU.

WALKER CAREER STATISTICS										3-Point			Free Throws			Rebounds			Scoring						
Season	GP	GS	Min.	Avg.	FG	FGA	Pct.	FT	FTA	Pct.	Off.	Def.	Tot.	Avg.	PF	FO	Ast.	TO	Blk	Stl	Pts.	Avg.			
2019-20	25	0	308	12.3	32	79	.405	3	19	.158	15	23	6.62	23	30	53	2.1	31	0	5	15	17	82	3.3	
2020-21	26	16	686	26.4	91	214	.425	15	64	.234	52	73	7.12	29	93	122	4.7	52	0	27	47	22	19	249	9.6
2021-22	37	2	520	14.1	72	156	.462	8	34	.235	30	50	6.00	27	64	91	2.5	60	2	22	28	17	29	182	4.9
Total	88	18	1514	17.2	195	449	.434	26	117	.222	97	146	6.64	79	187	266	3.0	143	2	54	90	56	61	513	5.8



HURRICANES

2021-22	GS	MIN	FG	3FG	FT	O-D-T	AVG	PF	FO	A	TO	Blk	Stl	Pts	Avg
Canisius	23	4-9	1-3	5-7	1-3-4	4.0	3	0	2	2	3	0	14	14.0	
UCF	26	4-8	1-3	3-7	0-11	2.5	5	1	1	2	1	2	12	13.0	
at Fla. Atlantic	21	3-7	1-2	1-3	1-2	2.7	4	0	0	0	1	1	8	11.3	
Florida A&M	17	3-8	0-2	1-1	0-4-4	3.0	0	0	0	0	1	0	7	10.3	
vs. Dayton	19	2-10	1-4	0-0	1-3-4	3.2	1	0	2	1	0	1	5	9.2	
vs. North Tex.	7	0-2	0-0	0-0	0-0-0	2.7	0	0	0	0	0	0	0	7.7	
vs. Alabama	11	0-2	0-1	2-2	0-0-0	2.3	0	0	0	0	0	1	2	6.9	
at Penn State	11	2-4	0-1	0-0	1-0-1	2.1	1	0	0	1	0	0	4	6.5	
Clemson	9	1-2	0-0	0-0	0-0-0	1.9	0	0	0	0	1	0	2	6.0	
Lipscomb	9	0-0	0-0	0-0	0-1-1	1.8	3	0	2	1	0	1	0	5.4	
vs. Fordham	9	3-7	0-0	2-3	1-1-2	1.8	3	0	0	2	0	1	8	5.6	
Stetson	14	2-8	0-0	0-0	2-2-4	2.0	0	0	1	0	2	0	4	5.5	
NC State	23	4-4	0-0	3-4	1-3-4	2.2	3	0	0	0	2	1	11	5.9	
Wake Forest	23	3-6	0-0	2-4	0-5-5	2.4	5	1	2	3	1	2	8	6.1	
Syracuse	12	0-2	0-0	4-4	1-1-2	2.3	1	0	0	1	0	1	4	5.9	
at Duke	12	3-7	0-2	0-0	3-0-3	2.4	1	0	0	0	0	0	6	5.9	
at Florida St.	9	0-0	0-0	0-0	0-0-0	2.2	2	0	0	1	0	1	0	5.6	
N. Carolina	14	0-0	0-0	1-2	1-0-1	2.2	1	0	0	1	0	0	1	5.3	
Florida St.	3	0-0	0-0	0-0	0-0-0	2.1	1	0	0	1	0	0	0	5.1	
at Va. Tech	13	2-3	0-0	0-0	0-0-0	2.0	2	0	1	2	0	3	4	5.0	
at Ga. Tech	13	2-3	1-1	2-2	0-2-2	2.0	3	0	0	1	0	0	7	5.1	
Notre Dame	17	5-7	2-2	0-1	2-6-8	2.2	1	0	0	0	0	1	12	5.4	
at Virginia	11	0-1	0-1	0-0	0-3-3	2.3	0	0	4	0	0	2	0	5.2	
Ga. Tech *	26	6-10	0-1	0-0	4-4-8	2.5	0	0	2	3	1	0	12	5.5	
at Wake For. *	12	2-3	0-1	0-0	0-2-2	2.5	3	0	0	1	1	1	4	5.4	
at Louisville	17	3-5	0-1	0-0	0-2-2	2.5	2	0	1	0	0	0	6	5.4	
Virginia	12	2-5	0-1	0-0	1-3-4	2.5	4	0	1	0	0	1	4	5.4	
at Pittsburgh	20	3-7	0-1	1-2	2-4-6	2.6	1	0	1	1	0	2	7	5.4	
Va. Tech	14	5-8	0-0	1-2	3-1-4	2.7	1	0	0	1	0	3	11	5.6	
at Boston Col.	14	0-0	0-0	0-2	0-0-0	2.6	1	0	0	1	0	1	0	5.4	
at Syracuse	12	0-0	0-0	0-0	0-1-1	2.5	2	0	1	0	1	0	0	5.3	
vs. Boston Col.	11	2-2	0-0	0-0	1-0-1	2.5	0	0	0	0	0	0	4	5.2	
vs. Duke	10	2-3	1-2	0-0	0-0-0	2.4	1	0	0	0	0	0	5	5.2	
vs. USC	11	1-3	0-1	1-2	0-2-2	2.4	2	0	1	0	0	0	3	5.1	
vs. Auburn	10	2-4	0-1	0-0	0-1-1	2.4	2	0	0	0	0	0	4	5.1	
vs. Iowa State	10	0-2	0-1	0-0	0-3-3	2.4	0	0	0	1	1	2	0	5.0	
vs. Kansas	15	1-4	0-2	1-2	1-4-5	2.5	1	0	0	1	1	1	3	4.9	

2020-21	GS	Min	FG	3FG	FT	O-D-T	Avg	PF	FO	A	TO	Blk	Stl	Pts	Avg
North Florida	20	3-4	0-1	2-2	0-3-3	3.0	1	0	2	1	0	1	8	8.0	
Stetson	20	2-5	1-3	1-2	0-4-4	3.5	1	0	1	0	0	0	6	7.0	
Purdue	18	2-5	0-2	0-2	1-1-2	3.0	1	0	0	3	0	0	4	6.0	
FGCU	32	5-8	0-3	2-2	0-4-4	3.3	4	0	0	3	3	1	12	7.5	
Pittsburgh *	35	4-12	1-6	3-8	3-7-10	4.6	1	0	0	2	2	2	12	8.4	
Jacksonville *	33	5-10	0-1	8-8	1-9-10	5.5	3	0	1	2	3	1	18	10.0	
at Va. Tech *	12	1-3	0-1	0-0	0-0-0	4.7	2	0	2	3	0	0	2	8.9	
Clemson	8	0-4	0-2	1-2	0-0-0	4.1	2	0	0	0	0	0	1	7.9	
N. Carolina	15	3-8	0-2	3-3	0-3-3	4.0	1	0	0	1	1	1	9	8.0	
at NC State	7	0-0	0-0	0-0	0-0-0	3.6	3	0	0	2	0	0	0	7.2	
at Boston Col.	21	2-4	0-0	2-4	0-2-2	3.5	2	0	0	1	1	0	6	7.1	
Louisville *	18	1-6	0-3	0-0	0-0-0	3.2	2	0	1	2	0	0	2	6.7	
at Syracuse *	22	5-9	0-1	3-4	1-4-5	3.3	1	0	0	0	1	1	13	7.2	
Notre Dame	DNP (right foot)														
at Florida St. *	36	4-8	2-3	3-6	1-1-2	3.2	2	0	1	2	0	1	13	7.6	
at Wake For. *	31	5-10	1-2	1-2	2-5-7	3.5	3	0	1	2	2	1	12	7.9	
Duke *	29	6-9	1-2	3-4	0-3-3	3.4	3	0	2	3	1	2	16	8.4	
Va. Tech *	38	1-7	0-3	2-3	1-2-3	3.4	2	0	1	0	1	0	4	8.1	
at Notre Dame	26	6-15	1-3	1-2	4-6-10	3.8	2	0	0	3	0	0	14	8.4	
Ga. Tech *	27	6-11	2-5	2-2	1-0-1	3.6	1	0	0	4	0	0	16	8.8	
Florida St. *	32	4-10	2-4	2-2	2-5-7	3.8	1	0	1	0	0	0	12	9.0	
at Clemson *	38	5-12	1-5	2-2	3-7-10	4.1	1	0	1	3	1	1	13	9.2	
at Virginia *	36	3-10	0-2	2-2	1-9-10	4.4	3	0	1	1	1	1	2	8	9.1
Boston Col.	36	5-12	1-3	6-7	2-5-7	4.5	2	0	4	1	2	2	17	9.5	
vs. Pittsburgh *	39	6-14	0-1	2-2	4-5-9	4.7	3	0	4	1	1	1	14	9.7	
vs. Clemson *	34	6-12	2-4	1-2	2-4-6	4.7	3	0	2	5	1	3	15	9.9	
vs. Ga. Tech *	23	1-6	0-2	0-0	0-4-4	4.7	2	0	2	2	1	1	2	9.6	

2019-20	GS	Min	FG	3FG	FT	O-D-T	Avg	PF	FO	A	TO	Blk	Stl	Pts	Avg
Louisville	18	3-6	1-2	2-4	3-2-5	5.0	2	0	0	1	0	0	9	9.0	
Fla. Atlantic	12	1-5	0-0	2-4	1-1-2	3.5	0	0	1	0	1	1	4	6.5	
at UCF	18	3-6	0-1	0-0	1-1-2	3.0	1	0	1	0	2	2	6	6.3	
Quinnipiac	15	2-3	0-0	0-0	1-2-3	3.0	1	0	1	0	0	0	4	5.8	
vs. Missouri St.	7	0-0	0-0	0-0	1-0-1	2.6	1	0	0	1	1	0	0	4.6	
vs. Florida	19	2-5	0-1	0-0	0-1-1	2.3	2	0	0	0	1	1	4	4.5	
vs. UConn	20	1-4	0-1	0-1	1-1-2	2.3	0	0	0	3	3	1	2	4.1	
at Illinois	4	0-0	0-0	0-0	0-0-0	2.0	0	0	0	0	0	1	0	3.6	
Alabama A&M	3	0-0	0-0	0-0	0-0-0	1.8	0	0	0	0	0	0	0	3.2	
vs. Temple	DNP														
Coppin St.	8	1-2	1-2	0-0	0-2-2	1.8	1	0	0	3	1	0	3	3.2	
at Clemson	DNP														
Duke	6	0-0	0-0	0-0	0-0-0	1.6	0	0	0	0	0	1	0	2.9	
at Louisville	5	0-1	0-1	0-0	0-0-0	1.5	1	0	0	0	0	1	0	2.7	
Pittsburgh	DNP														
at NC State	DNP														
Florida St.	13	0-3	0-2	2-2	2-1-3	1.6	2	0	0	1	1	0	2	2.6	
at Duke	24	1-3	0-1	2-2	3-1-4	1.8	2	0	0	0	1	1	4	2.7	
at N. Carolina	25	4-8	1-4	5-5	0-3-3	1.9	3	0	0	2	0	1	14	3.5	
Va. Tech	13	3-6	0-0	1-1	2-2-4	2.0	1	0	0	0	2	0	7	3.7	
at Pittsburgh	6	0-1	0-1	0-0	1-1-2	2.0	1	0	0	1	0	0	0	3.5	
NC State	21	3-5	0-0	0-0	3-4-7	2.3	3	0	0	1	1	1	6	3.6	
at Florida St.	21	0-3	0-2	0-0	1-4-5	2.4	2	0	2	0	1	1	0	3.4	
Boston Col.	16	4-7	0-0	1-2	3-0-3	2.5	4	0	0	1	0	1	9	3.7	
Wake For.	11	1-4	0-0	0-0	0-1-1	2.4	2	0	0	0	0	0	2	3.6	
at Va. Tech	3	0-0	0-0	0-0	0-1-1	2.3	2	0	0	0	0	0	0	3.5	
at Notre Dame	10	2-5	0-1	0-0	0-1-1	2.3	0	0	0	0	1	0	4	3.5	
at Ga. Tech	DNP														
Virginia	DNP														
Syracuse	10	1-2	0-0	0-0	0-1-1	2.2	0	0	0	1	1	0	2	3.4	
vs. Clemson	0	0-0	0-0	0-2	0-0-0	2.1	0	0	0	0	0	0	0	3.3	

WALKER'S CAREER HIGHS

Points

Career: 18 Jacksonville, 12/18/20
ACC: 17 Boston College, 3/5/21

Rebounds

Career: 10 5x, last at Virginia, 3/1/21
ACC: 10 4x, last at Virginia, 3/1/21

Assists

Career: 4 3x, last at Virginia, 2/5/22
ACC: 4 2x, last at Virginia, 2/5/22

Steals

Career: 3 3x, last vs. Virginia Tech, 2/26/22
ACC: 3 2x, last vs. Virginia Tech, 2/26/22

Blocked Shots

Career: 3 4x, last vs. Canisius, 11/9/21
ACC: 2 5x, last vs. NC State, 12/29/21

Field Goals Made

Career: 6 5x, last vs. Georgia Tech, 2/9/22
ACC: 6 3x, last vs. Georgia Tech, 2/9/22

Field Goal Attempts

Career: 15 at Notre Dame, 2/14/21
ACC: 15 at Notre Dame, 2/14/21

3-Point Field Goals Made

Career: 2 5x, last vs. Notre Dame, 2/2/22
ACC: 2 4x, last vs. Notre Dame, 2/2/22

3-Point Field Goal Attempts

Career: 6 Pittsburgh, 12/16/20
ACC: 6 Pittsburgh, 12/16/20

Free Throws Made

Career: 8 Jacksonville, 12/19/20
ACC: 6 Boston College, 3/5/21

Free Throw Attempts

Career: 8 2x, last vs. Jacksonville, 12/19/20
ACC: 8 Pittsburgh, 12/16/20

Minutes

Career: 39 vs. Pittsburgh, 3/9/21^
ACC: 38 Virginia Tech, 2/6/21

^ ACC Tournament

CAREER DOUBLE-DOUBLES (4)

13pts, 10reb at Clemson, 2/27/21
14pts, 10reb at Notre Dame, 2/14/21
18pts, 10reb vs. Jacksonville, 12/19/20
12pts, 10reb vs. Pittsburgh, 12/16/20



#3 CHRISTIAN WATSON

FIRST-YEAR FRESHMAN


6-7 • 209 • GUARD

LANHAM, MD.

ST. JOHN'S COLLEGE HS (D.C.)

High School: Graduated from St. John's College High School (D.C.) ... Labeled a four-star, top-125 recruit by both ESPN and Rivals ... Listed as the top recruit in Washington, D.C., by 247Sports, ESPN and Rivals ... Ranked No. 92 nationally, including No. 26 among small forwards, by ESPN ... Slotted at No. 120 on the 247Sports list, including No. 29 at his position ... McDonald's All-American Game nominee ... Averaged 17.0 points, 6.0 rebounds and 4.0 assists per game as a senior and served as a team captain ... Named first team all-state, second team all-conference in the elite WCAC and *The Washington Post* All-Met Honorable Mention ... Led his team to the semifinals of both the state and conference tournaments ... Played just one game as a junior due to the COVID-19 pandemic and scored 25 points against eventual Miami teammate Favour Aire and Bishop McNamara (Md.) ... Started as a sophomore and helped his team to a 24-9 record ... Competing for DC Premier on the AAU circuit, scored 21 points against top-ranked Team Final the first time the Miami staff watched him play in person ... Villanova assistant coach Dwayne Anderson and UConn women's basketball standout Azzi Fudd, the No. 1 recruit in the class of 2021, both attended St. John's, the latter with Watson.

Personal: Full name is Christian Allen Watson ... Goes by Chris and nickname is "CWat" ... Born June 23, 2003 ... Parents are Kirk and Shirlevia Watson ... Father does computer IT for the government and mother works in customer service for a utilities company ... Has an older brother, Jaylon, and an older sister, Imani ... Majoring in business management ... Hopes to start his own business after his playing career ... Enjoys drawing and playing video games ... Favorite athlete is Kevin Durant because he tries to model his game after him due to their similarities and both being from Prince George's County, Md. ... Best sports memory is hitting a game-winning shot to lead his school to the WCAC semifinals as a sophomore ... Committed to Miami over Florida, Georgetown, Illinois, LSU, Marquette, NC State, Pittsburgh, Rutgers and South Carolina ... Chose Miami because he felt it was the best situation for him and his family, due to its combination of great education, athletics and environment.



#2 ISAIAH WONG
FOURTH-YEAR JUNIOR
6-4 • 184 • GUARD
PISCATAWAY, N.J.
MONSIGNOR BONNER (PA.)

As a Third-Year Sophomore (2021-22): Third Team All-ACC ... Preseason First Team All-ACC ... Jerry West Award Watch List

One of four Hurricanes to appear in all 37 contests, starting 36 ... Averaged 15.3 points, 4.3 rebounds, 2.0 assists and 0.9 steals in 33.8 minutes per game ... Shot 45.2 percent from the floor and 74.8 percent at the line ... Placed second among Hurricanes in scoring, made field goals (207), free-throw percentage, made free throws (104), free-throw attempts (139) and minutes ... Ranked third in rebounding, assists, made 3-pointers (48) and defensive rebounding (3.6) ... The 42nd 1,000-point scorer in program history and 27th to hit that mark in three or fewer seasons ... Logged the fourth-most single-season minutes (1,252) and co-fifth-most single-season starts in program history ... In ACC-only play, finished third on Miami's single-season leaderboard in minutes (679), fourth in made field goals (109), fifth in points (306), co-eighth in free-throw attempts (77) and ninth in made free throws (58) ... Set the program's career record for made free throws in ACC play (182) ... Made the fifth-most free throws (eight) in an NCAA Tournament game by a Hurricane ... Fifth Miami player to make five free throws in an NCAA Tournament contest without a miss (5-of-5) ... Fourth Hurricane to earn multiple All-ACC honors in a career ... Ranked fourth in the ACC in made field goals (No. 68 in NCAA), No. 10 in 20-point games (10), No. 11 in free-throw percentage and No. 13 in points per game ... In ACC-only action, finished No. 12 in free-throw percentage (75.3), co-No. 12 in made field goals (109) and No. 14 in scoring (15.3) ... Nationally, placed No. 17 among DI players in total minutes, No. 53 in field-goal attempts (458) and No. 83 in total points (566) ... First ACC player since Wayne Ellington (2007-09) to post a second straight season averaging 15-plus points, four-plus rebounds and two-plus assists with fewer than two turnovers per game ... One of 64 DI players with at least 28 13-point outings ... Scored in double digits 31 times, including in 19 straight games, with 15-plus on 20 occasions, including eight in a 10-game stretch ... Tallied 25-plus in four of his 10 20-point outings ... Snatched at least five rebounds 16 times, including five in a row, with seven-plus seven times, including four straight ... Distributed three-plus assists on 13 occasions, with five-plus twice ... Posted multiple steals in 11 games, including four in a row ... Played over 30 minutes in all but four games, with 35-plus 10 times and 39-plus three ... Led or co-led the Hurricanes in scoring 11 times, in rebounding six times, in assists six times, in steals six times and in blocks four times ... Tied for the second-most made field goals (11) and the third-most points (27) by a Miami player in a single game, as well as recorded two of the four instances with six-plus made free throws without

a miss ... Notched 20 points, including 15 straight for Miami in just 3:50, on 7-of-10 shooting from the field and a 5-of-5 clip from the line versus UCF (11/13), adding five boards and three assists ... Registered 18 points at Florida Atlantic (11/16) and made the game-winning basket with 0.7 seconds left ... Totaled 19 points on 8-of-11 shooting, adding five rebounds, versus Florida A&M (11/21) ... Put up 21 points on 9-of-17 shooting in 37 minutes in the win over North Texas (11/26) in Kissimmee, Fla. ... In the same tournament, scored 14 points and went 6-of-6 at the line against No. 10/9 Alabama (11/28), adding three assists ... Logged 13 points and shot 6-of-6 from the stripe versus Clemson (12/4), his third straight game with four-plus attempts and zero misses ... Amassed 20 points on 9-of-13 shooting against Lipscomb (12/8), adding two steals ... Finished with 17 points and seven rebounds in 37 minutes versus Fordham (12/12) in Brooklyn, N.Y. ... Amassed 16 points, six rebounds and four assists against Stetson (12/20) ... Scored 19 points, including 14 in the final 10:09, on 7-of-13 shooting in 36 minutes versus NC State (12/29), adding five boards and four assists ... Poured in 25 points on 11-of-18 shooting, a season high in makes, and chipped in four assists against Wake Forest (1/1) ... Scored 14 points and shot 8-of-9 at the line, a season high in makes, versus Syracuse (1/5) ... Tallied 15 points and two steals in the win at second-ranked Duke (1/8) ... Posted 10 points, five assists and a career-high-tying three steals at Florida State (1/11) ... Registered 25 points, a season-best eight rebounds and two steals in the triumph over eventual NCAA runner-up North Carolina (1/18), shooting 5-of-8 from deep to set a career best in makes ... Recorded 22 points in 39 minutes, adding two steals, versus Florida State (1/22) ... Scored 18 points on 7-of-13 shooting against Notre Dame (2/2) ... Compiled 14 points, seven rebounds and two steals versus Georgia Tech (2/9), playing 38 minutes ... Scored 20 points, including icing the win with a banked-in jump-shot with 11.2 ticks left, on 8-of-14 shooting in 37 minutes at RV/No. 25 Wake Forest (2/12), hitting all four of his free throws and grabbing seven boards ... Amassed 15 points and a season-high-tying eight rebounds at Louisville (2/16) ... Coming off the bench for the only time all season, put up 14 points on 6-of-9 shooting versus Virginia Tech (2/26) on Senior Day ... Dropped a season-best 27 points on 9-of-16 shooting, including a 5-of-9 mark from deep to match his season high in makes, at Boston College (3/2), adding seven rebounds and two steals ... Scored 15 points and tied a career high with two blocks at Syracuse (3/5) ... Logged 14 points and a career-high-tying six assists in a career-high-tying 42 minutes, adding two steals, in the ACC Tournament quarterfinal win over Boston College (3/10) ... Scored 22 points in the NCAA Tournament Round

of 64 victory against No. 21/22 USC (3/18), shooting 7-of-12 from the floor and, to tie a season best in makes, 8-of-9 at the line ... Registered 21 points and six boards in the NCAA Tournament second-round triumph over No. 8/7 Auburn (3/20), shooting 5-of-5 at the line in 36 minutes ... Finished the year with 15 points, three assists and two steals in the Elite Eight against the eventual NCAA champion, third-ranked Kansas (3/27).

As a Sophomore (2020-21): *Third Team All-ACC ... ACC All-Tournament Second Team*

Season did not count towards eligibility due to COVID-19 pandemic ... One of two Hurricanes to appear in all 27 games, leading the team with 26 starts ... Averaged 17.1 points, 4.8 rebounds, 2.4 assists and 1.1 steals per game ... Paced Miami in scoring and minutes (35.5) averages, while finishing third in rebounds, assists and steals per contest ... Second Hurricane—third occurrence—since the program rebirth (1985-86) to average at least 16.0 points 4.5 rebounds and 2.0 assists per game, alongside Eric Brown (twice) ... Seventh Miami player since the rebirth to average 35-plus minutes per game, tying for fifth place at 35.5 ... Finished top-10 on Miami's single-season ACC-only leaderboards in six categories: tied for second in made free throws (69), third in made field goals (104), third in free-throw attempts (84), tied for fourth in minutes per game (35.1), fifth in scoring (16.1) and tied for ninth in made 3-pointers (40) ... Tallied the most single-season 20-point games by a Hurricane in the Jim Larrañaga era and tied for the most 25-point showings ... Tied for the second-most made field goals by a Hurricane in an ACC game (12), becoming the third—fourth occurrence—to reach that number, including the first since Jack McClinton on 2/7/09 ... Fifth Hurricane to score 30 points in a game under Jim Larrañaga and first since Bruce Brown Jr., on 1/28/17 ... Just the third Hurricane with back-to-back 20-point games in the ACC Tournament, including the second, alongside Shane Larkin, to do so in the same year ... Runner-up in ACC Most Improved Player voting ... One of three ACC players with a trio of 28-point outings and one of four with at least four 25-point games ... Co-led the ACC with 11 20-point performances ... Led the ACC in total points (462; No. 47 in NCAA), made free throws (102; No. 61 in NCAA) and free throws attempted (127; No. 75 in NCAA) ... Placed fourth in the ACC in free-throw percentage (80.3), made field goals (155; No. 86 in NCAA) and total minutes (958; No. 54 in NCAA) ... Ranked fifth in the ACC in points per game (17.1) and minutes per game (35.5), plus ninth in made 3-pointers (50), No. 12 in field goal percentage (43.1) and No. 16 in total steals (30) ... In league-only action, led the ACC in free throws made (69) and attempted (84), as well as placed second in total points (317) and total minutes (666), plus tied for second in 20-point games (six) ... Also finished fourth in made field goals (104), sixth in points per game (16.7), sixth in free-throw percentage (82.1), seventh in made 3-pointers (40), eighth in minutes per game (35.1) and No. 14 in field-goal percentage (41.8) ... Tied for the fourth-most made field goals in a game by an ACC player, notching one of the only six instances of someone reaching 12-plus ... Posted a plus-9.4 scoring increase from 2019-20, the seventh-

best improvement of any Power Five player—just eight reached 9.0—and tops in the ACC ... One of four Power Five players to average at least 17.1 points, 4.7 rebounds, 2.3 assists and 1.0 steal per game ... Scored double-figure points 23 times, with 15-plus 18 times, 20-plus 11 times, 25-plus four times and 30 once ... Notched five-plus rebounds 12 times, including in eight of the first 12 games, with eight-plus four times ... Dished out four assists six times, including in three of the last four outings ... Logged multiple steals nine times, including in four of the first five contests ... Tallied one double-double ... Played 30-plus minutes 24 times, 35-plus 20 times and all 40 twice ... Committed three-plus turnovers just seven times, with four only twice ... Led Miami in scoring a team-best 16 times, as well in assists nine times to rank second, plus placed first in steals six times, in blocks six times and in rebounding four times ... Logged the highest single-game totals by a Hurricane in points (30), field goals made (12) and attempted (20), 3-pointers made (four, tied) and attempted (12), free throws made (nine) and attempted (11) ... Posted 20 points, on 9-of-14 shooting, and seven boards against North Florida (11/29) in the season opener ... Recorded a double-double against Stetson (12/4) with 17 points and a career-best 12 rebounds ... Notched 20 points and three steals versus FGCU (12/12), playing all 40 minutes ... Scored 21 points and went 3-of-5 on 3-pointers against Pittsburgh (12/16) ... Poured in 25 points on 9-of-18 shooting, adding nine boards, versus Jacksonville (12/19) ... Registered 24 points, nine rebounds and three steals in the win at NC State (1/9) ... Set career highs in points (30) and assists (six), as well as field goals made (12) and attempted (20), in the victory over No. 16/18 Louisville (1/16), adding seven rebounds, committing no turnovers and shooting 3-of-5 from deep ... Put up 21 points, hitting all six of his free throws, and three steals at No. 16 Florida State (1/24) ... Finished with 19 points, eight rebounds and a career-high-tying six assists against No. 16 Virginia Tech (2/6), posting an 8-of-9 clip at the line ... Suffered a right ankle injury against Georgia Tech (2/20) that kept him out for the entire second half ... Returned against No. 11/9 Florida State (2/24) and dropped 29 points, shooting 9-of-16 overall, 4-of-5 from deep to tie a career best in made 3-pointers and 7-of-8 at the stripe ... Eclipsed 25 points for the second straight game with a 28-point showing at Clemson (2/27), finishing 10-of-18 from the floor, 3-of-6 beyond the arc and 5-of-5 at the line ... Logged 20 points and four assists in the ACC Tournament first-round win over Pittsburgh (3/9), finishing 9-of-10 on free throws ... Amassed 20 points and six boards in the victory over Clemson (3/10) in the second round of the ACC Tournament, shooting 8-of-14 overall.

As a Freshman (2019-20): *Two-time ACC Freshman of the Week (2/17, 2/24) ... College Sports Madness ACC Player of the Week (2/17)*

One of three Hurricanes to appear in all 31 games, earning starts in the final 13 ... Averaged 7.7 points, 3.0 rebounds and 1.0 assist in 21.2 minutes per contest ... Shot 82.9 percent from the free-throw line and 37.3 percent from 3-point range, both second-best on the team ... Fourth Hurricane to win multiple ACC Freshman of the Week

honors and the second to do so back-to-back, joining Lonnie Walker IV (February 2018) ... Lone player to claim the accolade consecutively in 2019-20 and just the 14th in the nine seasons since Jim Larrañaga got to Miami ... Tied for seventh in ACC-only free-throw percentage with an 80.9 clip ... Tied for the most made free throws in a game (14) without a miss by an ACC player—the second-best mark at Miami since the program rebirth in 1985-96—and tied for the third-most made free throws ... Fourth of five DI players in the last 10 years to record a 27-point, 12-rebound game while hitting 14 free throws without a miss and the first Power Six player to do so since USC junior Nikola Vucevic on 12/29/10 ... First DI freshman in the last decade to notch a 25-point, 10-rebound game while making 10 free throws without a miss and one of just three players nationally to do so in 2019-20, joining Washington State sophomore CJ Elleby and Coastal Carolina sophomore DeVante' Jones ... First Miami freshman with a double-double since Bruce Brown Jr., on 12/22/16, first to do so in league play since Dwayne Collins on 2/21/07 and first to do so on the road since Collins on 1/16/07 ... Sixth Miami freshman (fifth true) since the program rebirth to notch back-to-back 20-point games, including the second in the ACC era and fourth in league play ... Fifth Miami freshman (fourth true) since the program rebirth with multiple 20-point road games and the second to do so in conference action, joining Darius Rice (2000-01 in the BIG EAST) ... One of 13 Miami freshmen (11 true) since the program rebirth with at least three 20-point showings, including the fourth of the ACC era, alongside Lonnie Walker IV (2017-18), Bruce Brown Jr. (2016-17) and Durand Scott (2009-10) ... Ninth freshman (eighth true) since the program rebirth to tally a 25-point performance, including the fifth (fourth true) to do so on the road ... Logged the second-best single-season free-throw percentage and third-most made free throws (63) by a Miami freshman in the ACC era, as well as played the second-most minutes (42) in a game by a Miami freshman in that time ... Shot 49-of-53 (92.5 percent) from the line in the last 13 games, making his final 28 attempts ... Posted the most (14) and tied for the second-most (eight) made free throws in a game by a Hurricane, as well as tied for the best single-game field goal clip (5-of-6), tallied three of the four perfect 3-point marks on multiple attempts and tied for the third-most points (27) in an outing ... Scored 10-plus points 10 times, all in the final 13 games, notching 15-plus in six outings and 20-plus thrice ... Logged five-plus assists on seven occasions, reaching double figures once, and played 30-plus minutes eight times, all in the last 13 games ... Led the Hurricanes in scoring in seven outings and in rebounding three times ... Made his collegiate debut with 17 minutes in the season opener against fifth-ranked Louisville (11/5) ... Made his first start at North Carolina (1/25) and finished with 19 points and three assists, shooting 6-of-11 from the floor and 5-of-5 at

the line in 35 minutes ... Tallied 15 points in 39 minutes at Pittsburgh (2/2), finishing 5-of-6 from the floor, including his first 2-of-2 3-point clip in a four-game span ... Compiled 12 points, seven rebounds and a season-high three steals in 39 minutes against NC State (2/5) ... Put up 23 points on 8-of-12 shooting, both marks season highs, at eighth-ranked Florida State (2/8) ... Notched 21 points on 7-of-10 shooting, adding five rebounds and three assists, versus Boston College (2/12) ... Set season highs in points (27), free throws made (14) and attempted (14), rebounds (12), and minutes played (42) in the triple-overtime win at Virginia Tech (2/19), hitting game-tying jump-shots in the final 20 seconds of the first two extra sessions ... Scored 12 points at Notre Dame (2/23) to conclude a nine-game double-digit scoring streak ... Posted 18 points, nine boards, a season-high four assists and a season-high-tying three steals in 37 minutes in the overtime triumph versus Syracuse (3/7) to cap the regular season.

High School: Graduated from Monsignor Bonner (Pa.) ... Consensus top-90, four-star recruit ... Ranked No. 78 nationally, including No. 12 among point guards, by Rivals ... Tabbed No. 83 in the country and No. 16 among shooting guards by ESPN ... Listed No. 87 overall, including No. 13 among combo guards, by 247Sports, as well as No. 79 nationally in its composite rankings ... McDonald's All-American Game nominee ... Helped Bonner go 22-6 and reach the 4A state finals his senior season, logging 29 points and eight rebounds in the title game ... Averaged 22.0 points and 7.4 rebounds per game, claiming a second straight Philadelphia Catholic League MVP distinction ... Posted 22.3 points and 6.9 boards per game as a junior, winning his first PCL MVP award ... Attended Notre Dame (N.J.) the first two years of his high school tenure ... Won the Mercer County Tournament title as a freshman ... Notable Bonner alums include former NBA general managers John Nash and Ed Stefanski, former La Salle head men's basketball coach Ashley Howard, former 42-year Villanova head women's basketball coach Harry Perretta, 1973 Heisman Trophy winner John Cappelletti and 12-year NFL veteran Anthony Becht.

Personal: Full name is Isaiah Robert-Johan Wong ... Nickname is Zay ... Born Jan. 28, 2001 ... Parents are Terrence and Lachelle Wong ... Has two older brothers, Brian and Tyler, and a younger brother, Elijah ... Majoring in criminology with a minor in sport administration ... Favorite athlete is Kobe Bryant ... Best sports memory is making a game-winning shot against Roman Catholic in a league game as a senior ... Chose Miami because he felt it was a great opportunity and he could have a big role ... Committed to Miami over Clemson, Connecticut, Pittsburgh and Villanova.

WONG CAREER STATISTICS										3-Point			Free Throws			Rebounds			Scoring						
Season	GP	GS	Min.	Avg.	FG	FGA	Pct.	FG	FGA	Pct.	FT	FTA	Pct.	Off.	Def.	Tot.	Avg.	PF	FO	Ast.	TO	Blk	Stl	Pts.	Avg.
2019-20	31	13	657	21.2	79	190	.416	19	51	.373	63	76	.829	33	59	92	3.0	43	0	32	52	11	15	240	7.7
2020-21	27	26	960	35.6	155	360	.431	50	144	.347	102	127	.803	22	107	129	4.8	44	0	64	48	13	30	462	17.1
2021-22	37	36	1252	33.8	207	458	.452	48	159	.302	104	139	.748	23	135	158	4.3	66	2	75	52	11	35	566	15.3
Total	95	75	2869	30.2	441	1008	.438	117	354	.331	269	342	.787	78	301	379	4.0	153	2	171	152	35	80	1268	13.3



2021-22	GS	MIN	FG	3FG	FT	O-D-T	AVG	PF	FO	A	TO	Blk	Stl	Pts	Avg
Canisius	*	35	3-11	0-3	1-2	0-2-2	2.0	3	0	2	3	0	2	7	7.0
UCF	*	31	7-10	1-3	5-5	1-4-5	3.5	2	0	3	0	0	1	20	13.5
at Fla. Atlantic	*	35	7-15	0-2	4-5	0-4-4	3.7	2	0	0	2	1	0	18	15.0
Florida A&M	*	32	8-11	3-6	0-1	2-3-5	4.0	0	0	2	3	1	0	19	16.0
vs. Dayton	*	30	4-9	1-2	1-2	1-3-4	4.0	1	0	1	0	0	0	10	14.8
vs. North Tex.	*	37	9-17	2-7	1-2	0-2-2	3.7	1	0	1	0	1	1	21	15.8
vs. Alabama	*	31	4-7	0-2	6-6	0-3-3	3.6	0	0	3	1	0	0	14	15.6
at Penn State	*	34	4-12	0-4	4-4	1-4-5	3.8	1	0	1	3	1	2	12	15.1
Clemson	*	31	3-9	1-4	6-6	1-2-3	3.7	2	0	4	1	0	1	13	14.9
Lipscomb	*	33	9-13	1-4	1-2	0-3-3	3.6	3	0	0	1	1	2	20	15.4
vs. Fordham	*	38	6-15	2-5	3-5	0-7-7	3.9	1	0	2	2	0	0	17	15.5
Stetson	*	33	6-14	3-9	1-4	3-3-6	4.1	0	0	4	1	0	1	16	15.6
NC State	*	37	7-13	2-4	3-6	1-4-5	4.2	2	0	4	1	0	0	19	15.8
Wake Forest	*	36	11-18	1-5	2-5	0-2-2	4.0	1	0	4	0	0	0	25	16.5
Syracuse	*	30	3-9	0-3	8-9	0-2-2	3.9	3	0	3	0	0	1	14	16.3
at Duke	*	31	6-17	2-3	1-2	0-4-4	3.9	2	0	1	0	1	2	15	16.3
at Florida St.	*	34	4-12	2-5	0-0	0-1-1	3.7	2	0	5	2	1	3	10	15.9
N. Carolina	*	35	9-18	5-8	2-3	1-7-8	3.9	0	0	2	2	0	2	25	16.4
Florida St.	*	39	7-17	3-8	5-6	0-4-4	3.9	3	0	2	0	0	2	22	16.7
at Va. Tech	*	34	4-10	1-2	3-3	0-1-1	3.8	1	0	0	2	1	1	12	16.5
at Ga. Tech	*	35	2-10	0-5	4-7	1-5-6	3.9	3	0	3	4	0	1	8	16.0
Notre Dame	*	33	7-13	2-5	2-3	0-4-4	3.9	2	0	2	2	1	0	18	16.1
at Virginia	*	35	3-9	0-3	0-0	1-4-5	4.0	0	0	1	0	0	0	6	15.7
Ga. Tech	*	38	5-10	0-4	4-6	0-7-7	4.1	3	0	1	3	0	2	14	15.6
at Wake For.	*	37	8-14	0-2	4-4	0-7-7	4.2	1	0	1	1	0	0	20	15.8
at Louisville	*	34	5-13	2-6	3-4	1-7-8	4.3	0	0	1	2	0	0	15	15.8
Virginia	*	35	4-11	1-3	1-1	1-6-7	4.4	1	0	3	1	0	0	10	15.6
at Pittsburgh	*	25	2-10	0-4	0-0	0-0-0	4.3	3	0	1	2	0	1	4	15.1
Va. Tech	*	33	6-9	2-3	0-0	0-3-3	4.2	3	0	0	2	0	0	14	15.1
at Boston Col.	*	35	9-16	5-9	4-4	2-5-7	4.3	1	0	1	1	0	2	27	15.5
at Syracuse	*	32	4-8	1-5	6-8	1-2-3	4.3	3	0	2	0	2	1	15	15.5
vs. BostonCol.*	*	42	6-12	2-4	0-0	0-6-6	4.3	2	0	6	4	0	2	14	15.4
vs. Duke	*	29	1-11	0-3	5-7	2-0-2	4.3	5	1	0	1	0	0	7	15.2
vs. USC	*	24	7-12	0-2	8-9	0-4-4	4.3	5	1	1	1	0	1	22	15.4
vs. Auburn	*	36	8-18	0-1	5-5	0-6-6	4.3	0	0	2	0	0	1	21	15.5
vs. Iowa State*	*	39	3-11	1-5	0-2	2-2-4	4.3	3	0	3	1	0	1	7	15.3
vs. Kansas	*	34	6-14	2-6	1-1	1-2-3	4.3	1	0	3	3	0	2	15	15.3

HURRICANES

2020-21	GS	Min	FG	3FG	FT	O-D-T	Avg	PF	FO	A	TO	Blk	Stl	Pts	Avg
North Florida	*	35	9-14	0-3	2-2	2-5-7	7.0	2	0	2	1	1	2	20	20.0
Stetson	*	31	6-15	2-6	3-4	4-8-12	9.5	0	0	3	1	1	0	17	18.5
Purdue	*	35	2-8	0-4	7-11	0-3-3	7.3	2	0	1	2	1	2	11	16.0
FGCU	*	40	9-19	2-7	0-0	1-2-3	6.3	2	0	1	2	1	3	20	17.0
Pittsburgh	*	37	6-10	3-5	6-9	1-2-3	5.6	2	0	1	1	1	2	21	17.8
Jacksonville	*	35	9-18	3-7	4-5	4-5-9	6.2	1	0	1	2	0	0	25	19.0
at Va. Tech	*	35	4-11	3-9	5-6	1-4-5	6.0	4	0	3	2	0	1	16	18.6
Clemson	*	36	3-8	1-4	6-6	1-4-5	5.9	1	0	4	1	0	1	13	17.9
N. Carolina	*	30	3-8	0-1	2-2	1-3-4	5.7	2	0	0	1	0	0	8	16.8
at NC State	*	38	8-16	1-3	7-9	0-9-9	6.0	1	0	2	2	1	3	24	17.5
at Boston Col.*	*	36	3-9	0-5	0-0	1-4-5	5.9	2	0	3	3	1	1	6	16.5
Louisville	*	39	12-20	3-5	3-5	3-4-7	6.0	1	0	6	0	0	0	30	17.6
at Syracuse	*	32	5-16	3-12	3-5	0-4-4	5.8	2	0	0	1	0	0	16	17.5
Notre Dame	*	39	6-17	1-8	3-4	1-3-4	5.7	3	0	3	1	0	0	16	17.4
at Florida St.	*	38	6-16	3-7	6-6	0-1-1	5.4	1	0	3	3	0	3	21	17.6
at Wake For.	*	38	5-15	4-7	0-0	0-7-7	5.5	0	0	1	3	0	2	14	17.4
Duke	*	39	6-10	1-1	3-4	1-2-3	5.4	0	0	3	3	2	1	16	17.3
Va. Tech	*	39	4-12	3-7	8-9	0-8-8	5.5	1	0	6	2	0	2	19	17.4
at Notre Dame*	*	39	6-16	3-9	2-2	0-3-3	5.4	2	0	1	1	0	1	17	17.4
Ga. Tech	*	18	2-7	0-3	0-0	0-3-3	5.3	1	0	1	3	1	0	4	16.7
Florida St.	*	33	9-16	4-5	7-8	0-4-4	5.2	2	0	1	1	1	2	29	17.3
at Clemson	*	39	10-18	3-6	5-5	0-3-3	5.1	1	0	1	1	1	0	28	17.8
at Virginia	*	37	3-13	2-3	2-2	1-5-6	5.1	3	0	2	4	1	0	10	17.4
Boston Col.	*	27	3-11	2-5	1-2	0-1-1	5.0	2	0	5	0	0	1	9	17.1
vs. Pittsburgh*	*	36	5-13	1-4	9-10	0-2-2	4.8	2	0	4	1	0	1	20	17.2
vs. Clemson	*	39	8-14	1-4	3-3	0-6-6	4.9	1	0	2	2	0	1	20	17.3
vs. Ga. Tech	*	40	3-10	1-4	5-8	0-2-2	4.8	3	0	4	4	0	1	12	17.1

2019-20	GS	Min	FG	3FG	FT	O-D-T	Avg	PF	FO	A	TO	Blk	Stl	Pts	Avg
Louisville	17	1-6	0-2	0-2	1-1-2	2.0	0	0	0	2	0	0	2	2.0	
Fla. Atlantic	13	1-3	0-0	2-2	1-0-1	1.5	0	0	0	1	0	0	4	3.0	
at UCF	7	0-0	0-0	0-0	1-0-1	1.3	0	0	0	0	0	0	0	2.0	
Quinnipiac	15	2-8	1-1	2-2	1-0-1	1.3	0	0	2	0	0	0	7	3.3	
vs. Missouri St.	11	2-3	1-1	0-0	0-0-0	1.0	1	0	2	1	0	0	5	3.6	
vs. Florida	11	2-4	0-2	1-1	0-3-3	1.3	0	0	1	1	0	0	5	3.8	
vs. UConn	20	3-5	1-2	0-0	0-1-1	1.3	1	0	3	1	1	0	7	4.3	
at Illinois	18	1-2	0-0	0-0	0-2-2	1.4	3	0	0	2	1	0	2	4.0	
Alabama A&M	16	1-7	0-1	2-2	1-1-2	1.4	0	0	1	0	0	1	4	4.0	
vs. Temple	4	0-0	0-0	0-0	0-0-0	1.3	0	0	0	1	0	0	0	3.6	
Coppin St.	14	1-3	1-2	0-0	0-2-2	1.4	1	0	2	2	1	0	3	3.5	
at Clemson	5	0-0	0-0	0-0	0-1-1	1.3	2	0	0	2	0	0	0	3.3	
Duke	8	1-2	0-0	0-1	0-1-1	1.3	0	0	0	1	0	0	2	3.2	
at Louisville	26	1-6	0-2	1-1	1-1-2	1.4	3	0	0	0	0	0	3	3.1	
Pittsburgh	10	1-2	0-0	0-2	2-1-3	1.5	1	0	0	1	0	0	2	3.1	
at NC State	20	0-6	0-0	2-4	4-2-6	1.8	2	0	0	0	0	0	1	2	3.0
Florida St.	2	0-0	0-0	0-0	0-2-2	1.8	0	0	0	2	0	0	0	2.8	
at Duke	15	2-7	0-0	4-6	1-0-1	1.7	1	0	0	1	0	2	8	3.1	
at N. Carolina *	35	6-11	2-6	5-5	0-2-2	1.7	2	0	3	2	1	0	19	3.9	
Va. Tech *	29	3-7	1-2	3-3	1-0-1	1.7	1	0	1	1	1	0	10	4.3	
at Pittsburgh *	39	5-6	2-2	3-4	1-1-2	1.7	4	0	0	3	1	1	15	4.8	
NC State *	39	3-8	1-2	5-6	1-6-7	2.0	3	0	2	2	0	3	12	5.1	
at Florida St. *	29	8-12	2-2	5-6	0-1-1	1.9	3	0	1	6	0	0	23	5.9	
Boston Col. *	30	7-10	2-2	5-6	0-5-5	2.0	2	0	3	0	1	0	21	6.5	
Wake For *	29	5-10	1-4	2-2	1-3-4	2.1	1	0	3	1	0	1	13	6.8	
at Va. Tech *	42	6-16	1-4	14-14	3-9-12	2.5	2	0	1	5	1	0	27	7.5	
at Notre Dame *	31	5-11	0-2	2-2	1-2-3	2.5	1	0	0	1	0	1	12	7.7	
at Ga. Tech *	26	3-8	0-1	0-0	4-2-6	2.6	3	0	0	4	1	1	6	7.6	
Virginia *	28	0-5	0-1	0-0	1-2-3	2.7	2	0	0	4	1	0	0	7.4	
Syracuse *	37	6-13	2-6	4-4	5-4-9	2.9	2	0	4	3	1	3	18	7.7	
vs. Clemson *	31	3-9	1-4	1-1	2-4-6	3.0	2	0	3	2	0	1	8	7.7	

WONG'S CAREER HIGHS

Points

Career: 30 Louisville, 1/16/21
ACC: 30 Louisville, 1/16/21

Rebounds

Career: 12 2x, last vs. Stetson, 12/4/20
ACC: 12 at Virginia Tech, 2/19/20

Assists

Career: 6 3x, last vs. Boston College, 3/10/22^
ACC: 6 2x, last vs. Virginia Tech, 2/6/21

Steals

Career: 3 5x, last at Florida State, 1/11/22
ACC: 3 4x, last at Florida State, 1/11/22

Blocked Shots

Career: 2 2x, last at Syracuse, 3/5/22
ACC: 2 2x, last at Syracuse, 3/5/22

Field Goals Made

Career: 12 Louisville, 1/16/21
ACC: 12 Louisville, 1/16/21

Field Goal Attempts

Career: 20 Louisville, 1/16/21
ACC: 20 Louisville, 1/16/21

3-Point Field Goals Made

Career: 5 2x, last at Boston College, 3/2/22
ACC: 5 2x, last at Boston College, 3/2/22

3-Point Field Goal Attempts

Career: 12 at Syracuse, 1/19/21
ACC: 12 at Syracuse, 1/19/21

Free Throws Made

Career: 14 at Virginia Tech, 2/19/20
ACC: 14 at Virginia Tech, 2/19/20

Free Throw Attempts

Career: 14 at Virginia Tech, 2/19/20
ACC: 14 at Virginia Tech, 2/19/20

Minutes

Career: 42 2x, last vs. Boston College, 3/10/22^
ACC: 42 at Virginia Tech, 2/19/20

^ ACC Tournament

CAREER DOUBLE-DOUBLES (2)

17pts, 12reb vs. Stetson, 12/4/20
27pts, 12reb at Virginia Tech, 2/19/20





2021-22 SEASON REVIEW

Game Results	82
Season Statistics	83
Extended & Per 40 Season Statistics	84
Overall & ACC Statistics Comparison.....	85
ACC Statistics.....	86
Non-Conference Statistics.....	87
Win/Loss Statistics	88-89
Home/Away/Neutral Statistics.....	90-92
NCAAT/ACCT/Postseason Statistics.....	93-95
Team Game-by-Game Comparison	96
Team Game-by-Game	97
Opponent Game-by-Game	98
Team Game Highs/Lows	99-100
Opponent Game Highs/Lows	101-102
Player Game-by-Game Highs	103-104
Player Game Highs.....	105-106
Opponent Player Game Highs	107-108
Category Leaders.....	109-111
Player Game-by-Game Pts-Reb-Ast.....	112-113
Top Individual Performances & Trends.....	114
Box Scores.....	115-124
ACC Season in Review	125-126
ACC Awards.....	127
ACC Individual Leaders.....	128-129
ACC Team Statistics.....	130-132

GAME RESULTS

Game Records

Record	Overall	Home	Away	Neutral
ALL GAMES	26-11	10-5	10-2	6-4
CONFERENCE	14-6	6-4	8-2	0-0
NON-CONFERENCE	12-5	4-1	2-0	6-4

Team Results

Date	Opponent	Score	Att.	High Points	High Rebounds
11/09/2021	Canisius	W 77-67	3234	(20) MCGUSTY, Kameron	(10) MCGUSTY, Kameron
11/13/2021	UCF	L 89-95	2950	(28) MCGUSTY, Kameron	(5) WONG, Isaiah
11/16/2021	at Fla. Atlantic	W 68-66	2772	(18) WONG, Isaiah	(8) MCGUSTY, Kameron
11/21/2021	Florida A&M	W 86-59	3175	(20) MOORE, Charlie	(8) WAARDENBURG, Sam
11/25/2021	vs Dayton	L 60-76	3514	(10) WONG, Isaiah	(5) MILLER, Jordan
11/26/2021	vs North Texas	W 69-63	3859	(21) WONG, Isaiah	(12) MCGUSTY, Kameron
11/28/2021	vs Alabama	L 64-96	3127	(21) MCGUSTY, Kameron	(10) MCGUSTY, Kameron
12/01/2021	at Penn St.	W 63-58	8221	(14) WAARDENBURG, Sam	(5) MILLER, Jordan (5) WONG, Isaiah
12/04/2021	Clemson	W 80-75	3388	(18) WAARDENBURG, Sam	(4) MCGUSTY, Kameron
12/08/2021	Lipscomb	W 76-59	2753	(29) MCGUSTY, Kameron	(7) MILLER, Jordan
12/12/2021	vs Fordham	W 72-66	6978	(18) MOORE, Charlie	(9) MILLER, Jordan
12/20/2021	Stetson	W 82-72	2232	(27) MCGUSTY, Kameron	(11) MILLER, Jordan
12/29/2021	NC State	W 91-83	3014	(25) MILLER, Jordan	(11) MCGUSTY, Kameron
01/01/2022	Wake Forest	W 92-84	3376	(25) WONG, Isaiah	(8) MCGUSTY, Kameron
01/05/2022	Syracuse	W 88-87	4506	(25) MOORE, Charlie	(8) MILLER, Jordan
01/08/2022	at Duke	W 76-74	9314	(18) MOORE, Charlie	(6) POPLAR, Wooga
01/11/2022	at Florida St.	L 64-65	10339	(20) MOORE, Charlie	(9) MCGUSTY, Kameron
01/18/2022	North Carolina	W 85-57	5979	(25) WONG, Isaiah	(10) MCGUSTY, Kameron
01/22/2022	Florida St.	L 60-61	7972	(22) WONG, Isaiah	(6) MILLER, Jordan
01/26/2022	at Virginia Tech	W 78-75	7086	(19) MCGUSTY, Kameron	(7) MILLER, Jordan (7) MCGUSTY, Kameron
01/29/2022	at Georgia Tech	W 73-62	5135	(20) MCGUSTY, Kameron	(8) MILLER, Jordan
02/02/2022	Notre Dame	L 64-68	6363	(18) WONG, Isaiah	(8) WALKER, Anthony
02/05/2022	at Virginia	L 58-71	14089	(21) MCGUSTY, Kameron	(5) WAARDENBURG, Sam (5) WONG, Isaiah
02/09/2022	Georgia Tech	W 79-70	3866	(19) WAARDENBURG, Sam	(8) WAARDENBURG, Sam (8) WALKER, Anthony
02/12/2022	at Wake Forest	W 76-72	7698	(22) MCGUSTY, Kameron	(7) WONG, Isaiah
02/16/2022	at Louisville	W 70-63	12065	(15) MOORE, Charlie (15) WONG, Isaiah	(9) WAARDENBURG, Sam
02/19/2022	Virginia	L 71-74	5596	(20) MCGUSTY, Kameron	(7) WAARDENBURG, Sam (7) WONG, Isaiah
02/22/2022	at Pittsburgh	W 85-64	7360	(19) MOORE, Charlie (19) MCGUSTY, Kameron	(6) WALKER, Anthony
02/26/2022	Virginia Tech	L 70-71	5979	(15) MCGUSTY, Kameron	(6) MILLER, Jordan
03/02/2022	at Boston College	W 81-70	4045	(27) WONG, Isaiah	(7) WONG, Isaiah
03/05/2022	at Syracuse	W 75-72	23108	(25) MILLER, Jordan	(13) MILLER, Jordan
03/10/2022	vs Boston College	Wot 71-69	11511	(16) MCGUSTY, Kameron	(9) WAARDENBURG, Sam
03/11/2022	vs Duke	L 76-80	15994	(24) MCGUSTY, Kameron	(13) MILLER, Jordan
03/18/2022	vs Southern California	W 68-66	14255	(22) WONG, Isaiah	(5) MCGUSTY, Kameron
03/20/2022	vs Auburn	W 79-61	14316	(21) WONG, Isaiah	(9) MOORE, Charlie
03/25/2022	vs Iowa St.	W 70-56	20857	(27) MCGUSTY, Kameron	(8) WAARDENBURG, Sam
03/27/2022	vs Kansas	L 50-76	20241	(18) MCGUSTY, Kameron	(5) WALKER, Anthony

SEASON IN REVIEW

SEASON STATISTICS

Game Records

Record	Overall	Home	Away	Neutral
ALL GAMES	26-11	10-5	10-2	6-4
CONFERENCE	14-6	6-4	8-2	0-0
NON-CONFERENCE	12-5	4-1	2-0	6-4

Score by Periods

Team	1st	2nd	OT	TOT
Miami (FL)	1260	1470	6	2736
Opponents	1179	1420	4	2603

Team Box Score

No.	Player	Total					3-Point		F-Throw		Rebounds				PF				PTS	AVG		
		GP-GS	MIN	AVG	FG-FGA	FG%	3FG-3FGA	3FG%	FT-FTA	FT%	OFF	DEF	TOT	AVG	PF	DQ	A	TO			BLK	STL
23	MCGUSTY, Kameron	37-37	1260:21	34.1	235-494	.476	61-172	.355	127-156	.814	24	157	181	4.9	77	0	89	69	10	67	658	17.8
2	WONG, Isaiah	37-36	1251:36	33.8	207-458	.452	48-159	.302	104-139	.748	23	135	158	4.3	66	2	75	52	11	35	566	15.3
3	MOORE, Charlie	37-37	1202:26	32.5	172-385	.447	59-162	.364	56-76	.737	12	86	98	2.6	100	3	172	77	5	75	459	12.4
11	MILLER, Jordan	36-31	1110:27	30.8	147-262	.561	19-65	.292	48-68	.706	75	139	214	5.9	73	2	40	31	20	63	361	10.0
21	WAARDENBURG, Sam	35-34	1057:04	30.2	105-199	.528	41-98	.418	45-64	.703	34	115	149	4.3	79	1	75	36	47	28	296	8.5
1	WALKER, Anthony	37-2	517:18	14.0	72-156	.462	8-34	.235	30-50	.600	27	64	91	2.5	60	2	22	28	17	29	182	4.9
55	POPLAR, Wooga	34-0	290:50	8.6	28-68	.412	6-28	.214	17-26	.654	9	38	47	1.4	22	0	11	16	0	9	79	2.3
4	JOSEPH, Bensley	36-0	481:44	13.4	26-75	.347	15-38	.395	15-18	.833	10	48	58	1.6	42	0	28	25	3	16	82	2.3
14	MILLER JR., Rodney	18-4	78:29	4.4	10-16	.625	0-0	.000	7-9	.778	2	8	10	0.6	13	0	2	3	1	2	27	1.5
22	GAK, Deng	26-4	127:30	4.9	8-15	.533	0-0	.000	7-8	.875	7	12	19	0.7	12	0	5	1	4	2	23	0.9
5	BEVERLY, Harford	4-0	37:15	9.3	1-7	.143	0-2	.000	0-0	.000	1	6	7	1.8	5	0	5	2	0	2	2	0.5
32	OOSTERBROEK, Thomas	4-0	03:50	1.0	0-0	.000	0-0	.000	1-2	.500	0	0	0	0.0	1	0	0	0	0	0	1	0.3
10	GOKGOKOS, Filippos	6-0	06:09	1.0	0-1	.000	0-1	.000	0-0	.000	0	1	1	0.2	0	0	0	0	0	0	0	0.0
Team												45	54	99						12		
Total		37	7425		1011-2136	.473	257-759	.339	457-616	.742	269	863	1132	30.6	550	10	524	532	118	328	2736	73.9
Opponents		37	7425		979-2135	.459	285-826	.345	360-530	.679	375	932	1307	35.3	570	12	563	515	126	190	2603	70.4

Team Statistics

	MIAMI	OPP
Scoring	2736	2603
Points per game	73.9	70.4
Scoring margin	+3.6	-
Field goals-att	1011-2136	979-2135
Field goal pct	.473	.459
3 point fg-att	257-759	285-826
3-point FG pct	.339	.345
3-pt FG made per game	6.9	7.7
Free throws-att	457-616	360-530
Free throw pct	.742	.679
F.Throws made per game	12.4	9.7
Rebounds	1132	1307
Rebounds per game	30.6	35.3
Rebounding margin	-4.7	-
Assists	524	563
Assists per game	14.2	15.2
Turnovers	352	515
Turnovers per game	9.5	13.9
Turnover margin	+4.4	-
Assist/turnover ratio	1.5	1.1
Steals	328	190
Steals per game	8.9	5.1
Blocks	118	126
Blocks per game	3.2	3.4
Winning streak	0	-
Home win streak	0	-
Attendance	64383	111232
Home games-Avg/Game	15-4292	12-9269
Neutral site-Avg/Game	-	10-11465

Team Results

Date	Opponent		Score	Att.
11/09/2021	Canisius	W	77-67	3234
11/13/2021	UCF	L	89-95	2950
11/16/2021	at Fla. Atlantic	W	68-66	2712
11/21/2021	Florida A&M	W	86-59	3175
11/25/2021	vs Dayton	L	60-76	3514
11/26/2021	vs North Texas	W	69-63	3859
11/28/2021	vs Alabama	L	64-96	3127
12/01/2021	at Penn St.	W	63-58	8221
12/04/2021	Clemson	W	80-75	3388
12/08/2021	Lipscomb	W	76-59	2753
12/12/2021	vs Fordham	W	72-66	6978
12/20/2021	Stetson	W	82-72	2232
12/29/2021	NC State	W	91-83	3014
01/01/2022	Wake Forest	W	92-84	3376
01/05/2022	Syracuse	W	88-87	4506
01/08/2022	at Duke	W	76-74	9314
01/11/2022	at Florida St.	L	64-65	10339
01/18/2022	North Carolina	W	85-57	5979
01/22/2022	Florida St.	L	60-61	7972
01/26/2022	at Virginia Tech	W	78-75	7086
01/29/2022	at Georgia Tech	W	73-62	5135
02/02/2022	Notre Dame	L	64-68	6363
02/05/2022	at Virginia	L	58-71	14089
02/09/2022	Georgia Tech	W	79-70	3866
02/12/2022	at Wake Forest	W	76-72	7698
02/16/2022	at Louisville	W	70-63	12065
02/19/2022	Virginia	L	71-74	5596
02/22/2022	at Pittsburgh	W	85-64	7360
02/26/2022	Virginia Tech	L	70-71	5979
03/02/2022	at Boston College	W	81-70	4045
03/05/2022	at Syracuse	W	75-72	23108
03/10/2022	vs Boston College	Wot	71-69	11511
03/11/2022	vs Duke	L	76-80	15994
03/18/2022	vs Southern California	W	68-66	14255
03/20/2022	vs Auburn	W	79-61	14316
03/25/2022	vs Iowa St.	W	70-56	20857
03/27/2022	vs Kansas	L	50-76	20241

EXTENDED & PER-40 SEASON STATISTICS

Game Records

Record	Overall	Home	Away	Neutral
ALL GAMES	26-11	10-5	10-2	6-4
CONFERENCE	14-6	6-4	8-2	0-0
NON-CONFERENCE	12-5	4-1	2-0	6-4

Team Box Score Extended

No.	Player	Total			3-Point			F-Throw		Rebounds			PF			A			TO			BLK			STL			PTS						
		GP	GS	MIN	AVG	FG	FGA	FG%	3FG	3FGA	3FG%	FT	FTA	FT%	OFF	DEF	TOT	AVG	PF	DQ	A	A/G	TO	TO/G	A/TO	BLK	BLK/G	STL	STL/G	PTS	AVG			
23	MCGUSTY, Kameron	37	37	1260	21	34	1	235	494	476	61	172	.355	127	156	.814	24	157	181	4.9	77	0	89	2.41	69	1.86	1.29	10	0.27	67	1.81	658	17.8	
2	WONG, Isaiah	37	36	1251	36	33	8	207	458	452	48	159	.302	104	139	.748	23	135	158	4.3	66	2	75	2.03	52	1.41	1.44	11	0.30	35	0.95	566	15.3	
3	MOORE, Charlie	37	37	1202	26	32	5	172	385	447	59	162	.364	56	76	.737	12	86	98	2.6	100	3	172	4.65	77	2.08	2.23	5	0.14	75	2.03	459	12.4	
11	MILLER, Jordan	36	31	1110	27	30	8	147	262	561	19	65	.292	48	68	.706	75	139	214	5.9	73	2	40	1.11	31	0.86	1.29	20	0.56	63	1.75	361	10.0	
21	WAARDENBURG, Sam	35	34	1057	04	30	2	105	199	528	41	98	.418	45	64	.703	34	115	149	4.3	79	1	75	2.14	36	1.03	2.08	47	1.34	28	0.80	296	8.5	
1	WALKER, Anthony	37	2	517	18	14	0	72	156	462	8	34	.235	30	50	.600	27	64	91	2.5	60	2	22	0.59	28	0.76	0.79	17	0.46	29	0.78	182	4.9	
55	POPLAR, Wooga	34	0	290	50	8	6	28	68	412	6	28	.214	17	26	.654	9	38	47	1.4	22	0	11	0.32	16	0.47	0.69	0	0.00	9	0.26	79	2.3	
4	JOSEPH, Bensley	36	0	481	44	13	4	26	75	347	15	38	.395	15	18	.833	10	48	58	1.6	42	0	28	0.78	25	0.69	1.12	3	0.08	16	0.44	82	2.3	
14	MILLER JR., Rodney	18	4	78	29	4	4	10	16	625	0	0	.000	7	9	.778	2	8	10	0.6	13	0	2	1.11	3	0.17	0.67	1	0.06	2	0.11	27	1.5	
22	GAK, Deng	26	4	127	30	9	9	8	15	533	0	0	.000	7	8	.875	7	12	19	0.7	12	0	5	0.19	1	0.04	5.00	4	0.15	2	0.08	23	0.9	
5	BEVERLY, Harlond	4	0	37	15	9	3	1	7	143	0	2	.000	0	0	.000	1	6	7	1.8	5	0	5	1.25	2	0.50	2.50	0	0.00	2	0.50	2	0.5	
32	OOSTERBROEK, Thomas	4	0	03	50	1	0	0	0	.000	0	0	.000	1	2	.500	0	0	0	0.0	1	0	0	0.00	0	0.00	0.00	0	0.00	0	0.00	1	0.3	
10	GKOGKOS, Filippos	6	0	06	09	1	0	0	1	.000	0	1	.000	0	0	.000	0	1	1	0.2	0	0	0	0.00	0	0.00	0.00	0	0.00	0	0.00	0	0.0	
Total	37	7425	1011	2136	473	257	759	.339	457	616	.742	269	863	1132	30.6	550	10	524	14.16	352	9.51	1.49	118	3.19	328	8.86	2736	73.9	126	4.61	190	5.14	2603	70.4
Opponents	37	7425	979	2135	.459	285	826	.345	360	530	.679	375	932	1307	35.3	570	12	563	15.22	515	13.92	1.09	126	3.41	190	5.14	2603	70.4	126	4.61	190	5.14	2603	70.4

Score by Periods

Team	1st	2nd	OT	TOT
Miami (FL)	1260	1470	6	2736
Opponents	1179	1420	4	2603

##	Player	min	fgm	fga	pct	3fgm	3fga	pct	ftm	fta	pct	oreb	dreb	treb	pf	a	to	blk	stl	pts
5	BEVERLY, Harlond	40	1.1	7.5	.143	0.0	2.1	.000	0.0	0.0	.000	1.1	6.4	7.5	5.4	5.4	2.1	0.0	2.1	2.1
22	GAK, Deng	40	2.5	4.7	.533	0.0	0.0	.000	2.2	2.5	.875	2.2	3.8	6.0	3.8	1.6	0.3	1.3	0.6	7.2
10	GKOGKOS, Filippos	40	0.0	6.5	.000	0.0	6.5	.000	0.0	0.0	.000	0.0	6.5	6.5	0.0	0.0	0.0	0.0	0.0	0.0
4	JOSEPH, Bensley	40	2.2	6.2	.347	1.2	3.2	.395	1.2	1.5	.833	0.8	4.0	4.8	3.5	2.3	2.1	0.2	1.3	6.8
23	MCGUSTY, Kameron	40	7.5	15.7	.476	1.9	5.5	.355	4.0	5.0	.814	0.8	5.0	5.7	2.4	2.8	2.2	0.3	2.1	20.9
11	MILLER, Jordan	40	5.3	9.4	.561	0.7	2.3	.292	1.7	2.4	.706	2.7	5.0	7.7	2.6	1.4	1.1	0.7	2.3	13.0
14	MILLER JR., Rodney	40	5.1	8.2	.625	0.0	0.0	.000	3.6	4.6	.778	1.0	4.1	5.1	6.6	1.0	1.5	0.5	1.0	13.8
3	MOORE, Charlie	40	5.7	12.8	.447	2.0	5.4	.364	1.9	2.5	.737	0.4	2.9	3.3	3.3	5.7	2.6	0.2	2.5	15.3
32	OOSTERBROEK, Thomas	40	0.0	0.0	.000	0.0	0.0	.000	10.4	20.9	.500	0.0	0.0	0.0	10.4	0.0	0.0	0.0	0.0	10.4
55	POPLAR, Wooga	40	3.9	9.4	.412	0.8	3.9	.214	2.3	3.6	.654	1.2	5.2	6.5	3.0	1.5	2.2	0.0	1.2	10.9
21	WAARDENBURG, Sam	40	4.0	7.5	.528	1.6	3.7	.418	1.7	2.4	.703	1.3	4.4	5.6	3.0	2.8	1.4	1.8	1.1	11.2
1	WALKER, Anthony	40	5.6	12.1	.462	0.6	2.6	.235	2.3	3.9	.600	2.1	4.9	7.0	4.6	1.7	2.2	1.3	2.2	14.1
2	WONG, Isaiah	40	6.6	14.6	.452	1.5	5.1	.302	3.3	4.4	.748	0.7	4.3	5.0	2.1	2.4	1.7	0.4	1.1	18.1

Note: All statistics are pro-rated based on an average per 40-minute game.

OVERALL & ACC STATISTICS COMPARISON

Summary

Player	Overall Statistics										Conference Statistics									
	GP-GS	MIN/G	FG%	3FG%	FT%	R/G	A/G	STL	BLK	PTS/G	GP-GS	MIN/G	FG%	3FG%	FT%	R/G	A/G	STL	BLK	PTS/G
MCGUSTY, Kameron	37-37	34.1	.476	.355	.814	4.9	2.4	67	10	17.8	20-20	34.4	.450	.354	.833	4.4	3.1	41	4	16.8
WONG, Isaiah	37-36	33.8	.452	.302	.748	4.3	2.0	35	11	15.3	20-19	33.9	.443	.330	.753	4.4	2.1	19	6	15.3
MOORE, Charlie	37-37	32.5	.447	.364	.737	2.6	4.6	75	5	12.4	20-20	32.7	.472	.398	.725	2.4	4.9	44	4	13.2
MILLER, Jordan	36-31	30.8	.561	.292	.706	5.9	1.1	63	20	10.0	19-17	32.5	.605	.364	.806	5.8	1.3	37	10	12.2
WAARDENBURG, Sam	35-34	30.2	.528	.418	.703	4.3	2.1	28	47	8.5	18-17	31.0	.539	.456	.757	4.3	2.1	18	24	9.9
WALKER, Anthony	37-2	14.0	.462	.235	.600	2.5	0.6	29	17	4.9	20-2	14.3	.562	.273	.609	2.8	0.7	19	7	5.0
POPLAR, Wooga	34-0	8.6	.412	.214	.654	1.4	0.3	9	0	2.3	18-0	6.7	.435	.333	.400	1.2	0.2	3	0	1.5
JOSEPH, Bensley	36-0	13.4	.347	.395	.833	1.6	0.8	16	3	2.3	20-0	14.6	.385	.393	.778	1.8	0.8	11	2	2.9
MILLER JR., Rodney	18-4	4.4	.625	.000	.778	0.6	0.1	2	1	1.5	7-1	1.8	1.000	.000	1.000	0.1	0.0	0	0	0.6
GAK, Deng	26-4	4.9	.533	.000	.875	0.7	0.2	2	4	0.9	15-4	6.0	.556	.000	1.000	0.7	0.3	1	2	0.9
BEVERLY, Harlond	4-0	9.3	.143	.000	.000	1.8	1.3	2	0	0.5	0-0	0.0	.000	.000	.000	0.0	0.0	0	0	0.0
OOSTERBROEK, Thomas	4-0	1.0	.000	.000	.500	0.0	0.0	0	0	0.3	1-0	0.8	.000	.000	.500	0.0	0.0	0	0	1.0
GKOGKOS, Filippos	6-0	1.0	.000	.000	.000	0.2	0.0	0	0	0.0	2-0	0.7	.000	.000	.000	0.5	0.0	0	0	0.0
Totals	37		.473	.339	.742	30.6	14.2	328	118	73.9	20		.488	.373	.756	29.3	15.0	193	59	75.8
Opponent	37		.459	.345	.679	35.3	15.2	190	126	70.4	20		.470	.346	.717	34.8	16.2	115	67	70.9

Scoring

Player	Overall Statistics										Conference Statistics									
	FG-FGA	FG%	3FG-3FGA	3FG%	FT-FTA	FT%	PTS	PTS/G	FG-FGA	FG%	3FG-3FGA	3FG%	FT-FTA	FT%	PTS	PTS/G				
MCGUSTY, Kameron	235-494	.476	61-172	.355	127-156	.814	658	17.8	118-262	.450	34-96	.354	65-78	.833	335	16.8				
WONG, Isaiah	207-458	.452	48-159	.302	104-139	.748	566	15.3	109-246	.443	30-91	.330	58-77	.753	306	15.3				
MOORE, Charlie	172-385	.447	59-162	.364	56-76	.737	459	12.4	100-212	.472	35-88	.398	29-40	.725	264	13.2				
MILLER, Jordan	147-262	.561	19-65	.292	48-68	.706	361	10.0	95-157	.605	16-44	.364	25-31	.806	231	12.2				
WAARDENBURG, Sam	105-199	.528	41-98	.418	45-64	.703	296	8.5	62-115	.539	26-57	.456	28-37	.757	178	9.9				
WALKER, Anthony	72-156	.462	8-34	.235	30-50	.600	182	4.9	41-73	.562	3-11	.273	14-23	.609	99	5.0				
POPLAR, Wooga	28-68	.412	6-28	.214	17-26	.654	79	2.3	20-52	.385	11-28	.393	4-10	.400	27	1.5				
JOSEPH, Bensley	26-75	.347	15-38	.395	15-18	.833	82	2.3	20-52	.385	11-28	.393	7-9	.778	58	2.9				
MILLER JR., Rodney	10-16	.625	0-0	.000	7-9	.778	27	1.5	1-1	1.000	0-0	.000	2-2	1.000	4	0.6				
GAK, Deng	8-15	.533	0-0	.000	7-8	.875	23	0.9	5-9	.556	0-0	.000	3-3	1.000	13	0.9				
BEVERLY, Harlond	1-7	.143	0-2	.000	0-0	.000	2	0.5	0-0	.000	0-0	.000	0-0	.000	0	0.0				
OOSTERBROEK, Thomas	0-0	.000	0-0	.000	1-2	.500	1	0.3	0-0	.000	0-0	.000	1-2	.500	1	1.0				
GKOGKOS, Filippos	0-1	.000	0-1	.000	0-0	.000	0	0.0	0-0	.000	0-0	.000	0-0	.000	0	0.0				
Totals	1011-2136	.473	257-759	.339	457-616	.742	2736	73.9	561-1150	.488	158-424	.373	236-312	.756	1516	75.8				
Opponent	979-2135	.459	285-826	.345	360-530	.679	2603	70.4	536-1140	.470	151-437	.346	195-272	.717	1418	70.9				

Totals

Player	Overall Statistics										Conference Statistics									
	O-REB	D-REB	TOTAL	PF	FO	A	TO	A/TO	HI	PTS	O-REB	D-REB	TOTAL	PF	FO	A	TO	A/TO	HI	PTS
MCGUSTY, Kameron	24	157	181	77	0	89	69	1.3	29	11	77	88	46	0	61	40	1.5	22		
WONG, Isaiah	23	135	158	66	2	75	52	1.4	27	10	77	87	36	0	41	26	1.6	27		
MOORE, Charlie	12	86	98	100	3	172	77	2.2	25	7	40	47	56	2	98	42	2.3	25		
MILLER, Jordan	75	139	214	73	2	40	31	1.3	25	41	70	111	31	0	25	13	1.9	25		
WAARDENBURG, Sam	34	115	149	79	1	75	36	2.1	21	13	64	77	40	0	37	19	1.9	21		
WALKER, Anthony	27	64	91	60	2	22	28	0.8	14	18	37	55	34	1	13	17	0.8	12		
POPLAR, Wooga	9	38	47	22	0	11	16	0.7	12	3	19	22	10	0	4	8	0.5	6		
JOSEPH, Bensley	10	48	58	42	0	28	25	1.1	8	7	29	36	24	0	16	14	1.1	7		
MILLER JR., Rodney	2	8	10	13	0	2	3	0.7	8	1	0	1	3	0	0	2	0.0	2		
GAK, Deng	7	12	19	12	0	5	1	5.0	5	3	7	10	7	0	4	1	4.0	5		
BEVERLY, Harlond	1	6	7	5	0	5	2	2.5	2	0	0	0	0	0	0	0	0.0	0		
OOSTERBROEK, Thomas	0	0	0	1	0	0	0	0.0	1	0	0	0	1	0	0	0	0.0	1		
GKOGKOS, Filippos	0	1	1	0	0	0	0	0.0	0	0	1	1	0	0	0	0	0.0	0		
Totals	269	863	1132	550	10	524	352	1.5	92	140	446	586	288	3	299	187	1.6	92		
Opponent	375	932	1307	570	12	563	515	1.1	96	206	489	695	302	5	323	285	1.1	87		

SEASON IN REVIEW

ACC STATISTICS

Game Records

Record	Overall	Home	Away	Neutral
ALL GAMES	14-6	6-4	8-2	0-0
CONFERENCE	14-6	6-4	8-2	0-0
NON-CONFERENCE	0-0	0-0	0-0	0-0

Score by Periods

Team	1st	2nd	OT	TOT
Miami (FL)	690	826	0	1516
Opponents	665	753	0	1418

Team Box Score

No. Player				Total			3-Point			F-Throw		Rebounds									
	GP-GS	MIN	AVG	FG-FGA	FG%	3FG-3FGA	3FG%	FT-FTA	FT%	OFF	DEF	TOT	AVG	PF	DQ	A	TO	BLK	STL	PTS	AVG
23 MCGUSTY, Kameron	20-20	688:32	34.4	118-262	.450	34-96	.354	65-78	.833	11	77	88	4.4	46	0	61	40	4	41	335	16.8
2 WONG, Isaiah	20-19	678:44	33.9	109-246	.443	30-91	.330	58-77	.753	10	77	87	4.4	36	0	41	26	6	19	306	15.3
3 MOORE, Charlie	20-20	654:19	32.7	100-212	.472	35-88	.398	29-40	.725	7	40	47	2.4	56	2	98	42	4	44	264	13.2
11 MILLER, Jordan	19-17	618:06	32.5	95-157	.605	16-44	.364	25-31	.806	41	70	111	5.8	31	0	25	13	10	37	231	12.2
21 WAARDENBURG, Sam	18-17	557:60	31.0	62-115	.539	26-57	.456	28-37	.757	13	64	77	4.3	40	0	37	19	24	18	178	9.9
1 WALKER, Anthony	20-2	286:32	14.3	41-73	.562	3-11	.273	14-23	.609	18	37	55	2.8	34	1	13	17	7	19	99	5.0
4 JOSEPH, Bensley	20-0	291:48	14.6	20-52	.385	11-28	.393	7-9	.778	7	29	36	1.8	24	0	16	14	2	11	58	2.9
55 POPLAR, Wooga	18-0	119:57	6.7	10-23	.435	3-9	.333	4-10	.400	3	19	22	1.2	10	0	4	8	0	3	27	1.5
32 OOSTERBROEK, Thomas	1-0	00:45	0.8	0-0	.000	0-0	.000	1-2	.500	0	0	0	0.0	1	0	0	0	0	0	1	1.0
22 GAK, Deng	15-4	89:25	6.0	5-9	.556	0-0	.000	3-3	1.000	3	7	10	0.7	7	0	4	1	2	1	13	0.9
14 MILLER JR., Rodney	7-1	12:28	1.8	1-1	1.000	0-0	.000	2-2	1.000	1	0	1	0.1	3	0	2	0	0	4	0.6	
10 GKOGKOS, Filippos	2-0	01:24	0.7	0-0	.000	0-0	.000	0-0	.000	0	1	1	0.5	0	0	0	0	0	0	0	0.0
Team										26	25	51						5			
Total	20	4000		561-1150	.488	158-424	.373	236-312	.756	140	446	586	29.3	288	3	299	187	59	193	1516	75.8
Opponents	20	4000		536-1140	.470	151-437	.346	195-272	.717	206	489	695	34.8	302	5	323	285	67	115	1418	70.9

Team Statistics

	MIAMI	OPP
Scoring	1516	1418
Points per game	75.8	70.9
Scoring margin	+4.9	-
Field goals-att	561-1150	536-1140
Field goal pct	.488	.470
3 point fg-att	158-424	151-437
3-point FG pct	.373	.346
3-pt FG made per game	7.9	7.6
Free throws-att	236-312	195-272
Free throw pct	.756	.717
F-Throws made per game	11.8	9.8
Rebounds	586	695
Rebounds per game	29.3	34.8
Rebounding margin	-5.5	-
Assists	299	323
Assists per game	15.0	16.2
Turnovers	187	285
Turnovers per game	9.4	14.3
Turnover margin	+4.9	-
Assist/turnover ratio	1.6	1.1
Steals	193	115
Steals per game	9.7	5.8
Blocks	59	67
Blocks per game	3.0	3.4
Winning streak	2	-
Home win streak	0	-
Attendance	50039	100239
Home games-Avg/Game	10-5004	10-10024
Neutral site-Avg/Game	-	0-0

Team Results

Date	Opponent	Score	Att.
12/04/2021	Clemson	W 80-75	3388
12/29/2021	NC State	W 91-83	3014
01/01/2022	Wake Forest	W 92-84	3376
01/05/2022	Syracuse	W 88-87	4506
01/08/2022	at Duke	W 76-74	9314
01/11/2022	at Florida St.	L 64-65	10339
01/18/2022	North Carolina	W 85-57	5979
01/22/2022	Florida St.	L 60-61	7972
01/26/2022	at Virginia Tech	W 78-75	7086
01/29/2022	at Georgia Tech	W 73-62	5135
02/02/2022	Notre Dame	L 64-68	6363
02/05/2022	at Virginia	L 58-71	14089
02/09/2022	Georgia Tech	W 79-70	3866
02/12/2022	at Wake Forest	W 76-72	7698
02/16/2022	at Louisville	W 70-63	12065
02/19/2022	Virginia	L 71-74	5596
02/22/2022	at Pittsburgh	W 85-64	7360
02/26/2022	Virginia Tech	L 70-71	5979
03/02/2022	at Boston College	W 81-70	4045
03/05/2022	at Syracuse	W 75-72	23108

NON-CONFERENCE STATISTICS

Game Records

	Overall	Home	Away	Neutral
ALL GAMES	12-5	4-1	2-0	6-4
CONFERENCE	0-0	0-0	0-0	0-0
NON-CONFERENCE	12-5	4-1	2-0	6-4

Score by Periods

Team	1st	2nd	OT	TOT
Miami (FL)	570	644	6	1220
Opponents	514	667	4	1185

Team Box Score

No.	Player	Total					3-Point		F-Throw		Rebounds				Other							
		GP-GS	MIN	AVG	FG-FGA	FG%	3FG-3FGA	3FG%	FT-FTA	FT%	OFF	DEF	TOT	AVG	PF	DQ	A	TO	BLK	STL	PTS	AVG
23	MCGUSTY, Kameron	17-17	571:49	33.6	117-232	.504	27-76	.355	62-78	.795	13	80	93	5.5	31	0	28	29	6	26	323	19.0
2	WONG, Isaiah	17-17	572:52	33.7	98-212	.462	18-68	.265	46-62	.742	13	58	71	4.2	30	2	34	26	5	16	260	15.3
3	MOORE, Charlie	17-17	548:08	32.2	72-173	.416	24-74	.324	27-36	.750	5	46	51	3.0	44	1	74	35	1	31	195	11.5
11	MILLER, Jordan	17-14	492:21	29.0	52-105	.495	3-21	.143	23-37	.622	34	69	103	6.1	42	2	15	18	10	26	130	7.6
21	WAARDENBURG, Sam	17-17	499:04	29.4	43-84	.512	15-41	.366	17-27	.630	21	51	72	4.2	39	1	38	17	23	10	118	6.9
1	WALKER, Anthony	17-0	230:45	13.6	31-83	.373	5-23	.217	16-27	.593	9	27	36	2.1	26	1	9	11	10	10	83	4.9
55	POPLAR, Wooga	16-0	170:53	10.7	18-45	.400	3-19	.158	13-16	.813	6	19	25	1.6	12	0	7	8	0	6	52	3.3
14	MILLER JR., Rodney	11-3	66:02	6.0	9-15	.600	0-0	.000	5-7	.714	1	8	9	0.8	10	0	2	1	1	2	23	2.1
4	JOSEPH, Bensley	16-0	189:56	11.9	6-23	.261	4-10	.400	8-9	.889	3	19	22	1.4	18	0	12	11	1	5	24	1.5
22	GAK, Deng	11-0	38:05	3.5	3-6	.500	0-0	.000	4-5	.800	4	5	9	0.8	5	0	1	0	2	1	10	0.9
5	BEVERLY, Harlond	4-0	37:15	9.3	1-7	.143	0-2	.000	0-0	.000	1	6	7	1.8	5	0	5	2	0	2	2	0.5
10	GKOGKOS, Filippos	4-0	04:45	1.2	0-1	.000	0-1	.000	0-0	.000	0	0	0	0.0	0	0	0	0	0	0	0	0.0
32	OOSTERBROEK, Thomas	3-0	03:05	1.0	0-0	.000	0-0	.000	0-0	.000	0	0	0	0.0	0	0	0	0	0	0	0	0.0
Team												19	29	48				7				
Total		17	3425		450-986	.456	99-335	.296	221-304	.727	129	417	546	32.1	262	7	225	165	59	135	1220	71.8
Opponents		17	3425		443-995	.445	134-389	.344	165-258	.640	169	443	612	36.0	268	7	240	230	59	75	1185	69.7

Team Statistics

	MIAMI	OPP
Scoring	1220	1185
Points per game	71.8	69.7
Scoring margin	+2.1	-
Field goals-att	450-986	443-995
Field goal pct	.456	.445
3 point fg-att	99-335	134-389
3-point FG pct	.296	.344
3-pt FG made per game	5.8	7.9
Free throws-att	221-304	165-258
Free throw pct	.727	.640
F-Throws made per game	13.0	9.7
Rebounds	546	612
Rebounds per game	32.1	36.0
Rebounding margin	-3.9	-
Assists	225	240
Assists per game	13.2	14.1
Turnovers	165	230
Turnovers per game	9.7	13.5
Turnover margin	+3.8	-
Assist/turnover ratio	1.4	1.0
Steals	135	75
Steals per game	7.9	4.4
Blocks	59	59
Blocks per game	3.5	3.5
Winning streak	0	-
Home win streak	3	-
Attendance	14344	10993
Home games-Avg/Game	5-2869	2-5497
Neutral site-Avg/Game	-	10-11465

Team Results

Date	Opponent		Score	Att.
11/09/2021	Canisius	W	77-67	3234
11/13/2021	UCF	L	89-95	2950
11/16/2021	at Fla. Atlantic	W	68-66	2772
11/21/2021	Florida A&M	W	86-59	3175
11/25/2021	vs Dayton	L	60-76	3514
11/26/2021	vs North Texas	W	69-63	3859
11/28/2021	vs Alabama	L	64-96	3127
12/01/2021	at Penn St.	W	63-58	8221
12/08/2021	Lipscomb	W	76-59	2753
12/12/2021	vs Fordham	W	72-66	6978
12/20/2021	Stetson	W	82-72	2232
03/10/2022	vs Boston College	Wot	71-69	11511
03/11/2022	vs Duke	L	76-80	15994
03/18/2022	vs Southern California	W	68-66	14255
03/20/2022	vs Auburn	W	79-61	14316
03/25/2022	vs Iowa St.	W	70-56	20857
03/27/2022	vs Kansas	L	50-76	20241

SEASON IN REVIEW

WIN STATISTICS

Game Records

Record	Overall	Home	Away	Neutral
ALL GAMES	26-0	10-0	10-0	6-0
CONFERENCE	14-0	6-0	8-0	0-0
NON-CONFERENCE	12-0	4-0	2-0	6-0

Score by Periods

Team	1st	2nd	OT	TOT
Miami (FL)	924	1080	6	2010
Opponents	803	963	4	1770

Team Box Score

No.	Player	Total			3-Point			F-Throw		Rebounds				PF DQ A TO BLK STL				PTS	AVG			
		GP-GS	MIN	AVG	FG-FGA	FG%	3FG-3FGA	3FG%	FT-FTA	FT%	OFF	DEF	TOT	AVG	PF	DQ	A			TO	BLK	STL
23	MCGUSTY, Kameron	26-26	884:31	34.0	167-349	.479	47-121	.388	86-107	.804	16	115	131	5.0	63	0	72	49	6	50	467	18.0
2	WONG, Isaiah	26-26	885:33	34.1	154-336	.458	34-116	.293	78-108	.722	16	101	117	4.5	46	1	52	40	9	27	420	16.2
3	MOORE, Charlie	26-26	846:42	32.6	122-264	.462	43-111	.387	47-62	.758	8	71	79	3.0	66	2	126	49	4	58	334	12.8
11	MILLER, Jordan	25-22	794:27	31.8	115-192	.599	16-51	.314	38-54	.704	49	102	151	6.0	43	0	29	20	16	42	284	11.4
24	WAARDENBURG, Sam	24-23	724:35	30.2	76-143	.531	33-70	.471	36-51	.706	29	87	116	4.8	48	0	56	25	32	16	221	9.2
1	WALKER, Anthony	26-2	372:17	14.3	51-108	.472	3-18	.167	23-36	.639	19	43	62	2.4	43	1	14	21	15	16	128	4.9
55	POPLAR, Wooga	24-0	209:41	8.7	24-48	.500	6-20	.300	11-16	.688	8	30	38	1.6	18	0	10	11	0	8	65	2.7
4	JOSEPH, Bensley	25-0	331:30	13.3	16-48	.333	10-26	.385	15-17	.882	6	40	46	1.8	25	0	22	18	2	9	57	2.3
14	MILLER JR., Rodney	13-2	50:09	3.9	6-10	.600	0-0	.000	6-7	.857	2	6	8	0.6	8	0	1	2	1	1	18	1.4
22	GAK, Deng	17-3	98:53	5.8	5-9	.556	0-0	.000	5-5	1.000	5	9	14	0.8	6	0	5	1	4	2	15	0.9
32	OOSTERBROEK, Thomas	2-0	01:17	0.6	0-0	.000	0-0	.000	1-2	.500	0	0	0	0.0	1	0	0	0	0	0	1	0.5
5	BEVERLY, Harland	2-0	23:09	11.6	0-2	.000	0-0	.000	0-0	.000	0	4	2	0.3	0	0	4	1	0	0	0	0.0
10	GKOGKOS, Filippos	4-0	02:16	0.6	0-0	.000	0-0	.000	0-0	.000	0	1	1	0.3	0	0	0	0	0	0	0	0.0
Team																						
Total		26	5225		736-1509	.488	192-533	.360	346-465	.744	190	655	845	32.5	370	4	391	246	89	229	2010	77.3
Opponents		26	5225		666-1524	.437	202-605	.334	236-360	.656	267	640	907	34.9	415	10	376	368	88	129	1770	68.1

Team Statistics

	MIAMI	OPP
Scoring	2010	1770
Points per game	77.3	68.1
Scoring margin	+9.2	-
Field goals-att	736-1509	666-1524
Field goal pct	.488	.437
3 point fg-att	192-533	202-605
3-point FG pct	.360	.334
3-pt FG made per game	7.4	7.8
Free throws-att	346-465	236-360
Free throw pct	.744	.656
F-Throws made per game	13.3	9.1
Rebounds	845	907
Rebounds per game	32.5	34.9
Rebounding margin	-2.4	-
Assists	391	376
Assists per game	15.0	14.5
Turnovers	246	368
Turnovers per game	9.5	14.2
Turnover margin	+4.7	-
Assist/turnover ratio	1.6	1.0
Steals	229	129
Steals per game	8.8	5.0
Blocks	89	88
Blocks per game	3.4	3.4
Winning streak	26	-
Home win streak	10	-
Attendance	35523	86804
Home games-Avg/Game	10-3552	10-8680
Neutral site-Avg/Game	-	6-11963

Team Results

Date	Opponent		Score	Att.
11/09/2021	Canisius	W	77-67	3234
11/16/2021	at Fla. Atlantic	W	68-66	2772
11/21/2021	Florida A&M	W	86-59	3175
11/26/2021	vs North Texas	W	69-63	3859
12/01/2021	at Penn St.	W	63-58	8221
12/04/2021	Clemson	W	80-75	3388
12/08/2021	Lipscomb	W	76-59	2753
12/12/2021	vs Fordham	W	72-66	6978
12/20/2021	Stetson	W	82-72	2232
12/29/2021	NC State	W	91-83	3014
01/01/2022	Wake Forest	W	92-84	3376
01/05/2022	Syracuse	W	88-87	4506
01/08/2022	at Duke	W	76-74	9314
01/18/2022	North Carolina	W	85-57	5979
01/26/2022	at Virginia Tech	W	78-75	7086
01/29/2022	at Georgia Tech	W	73-62	5135
02/09/2022	Georgia Tech	W	79-70	3866
02/12/2022	at Wake Forest	W	76-72	7698
02/16/2022	at Louisville	W	70-63	12065
02/22/2022	at Pittsburgh	W	85-64	7360
03/02/2022	at Boston College	W	81-70	4045
03/05/2022	at Syracuse	W	75-72	23108
03/10/2022	vs Boston College	Wot	71-69	11511
03/18/2022	vs Southern California	W	68-66	14255
03/20/2022	vs Auburn	W	79-61	14316
03/25/2022	vs Iowa St.	W	70-56	20857

LOSS STATISTICS

Game Records

Record	Overall	Home	Away	Neutral
ALL GAMES	0-11	0-5	0-2	0-4
CONFERENCE	0-6	0-4	0-2	0-0
NON-CONFERENCE	0-5	0-1	0-0	0-4

Score by Periods

Team	1st	2nd	OT	TOT
Miami (FL)	336	390	0	726
Opponents	376	457	0	833

Team Box Score

No. Player	Total			3-Point			F-Throw		Rebounds												
	GP-GS	MIN	AVG	FG-FGA	FG%	3FG-3FGA	3FG%	FT-FTA	FT%	OFF	DEF	TOT	AVG	PF	DQ	A	TO	BLK	STL	PTS	AVG
23 MCGUSTY, Kameron	11-11	37:50	34.2	68-145	.469	14-51	.275	41-49	.837	8	42	50	4.5	14	0	17	20	4	17	191	17.4
2 WONG, Isaiah	11-10	36:03	33.3	53-122	.434	14-43	.326	26-31	.839	7	34	41	3.7	20	1	23	12	2	8	146	13.3
3 MOORE, Charlie	11-11	35:45	32.3	50-121	.413	16-51	.314	9-14	.643	4	15	19	1.7	34	1	46	28	1	17	125	11.4
11 MILLER, Jordan	11-9	31:00	28.7	32-70	.457	3-14	.214	10-14	.714	26	37	63	5.7	30	2	11	11	4	21	77	7.0
21 WAARDENBURG, Sam	11-11	33:29	30.2	29-56	.518	8-28	.286	9-13	.692	5	28	33	3.0	31	1	19	11	15	12	75	6.8
1 WALKER, Anthony	11-0	14:51	13.2	21-48	.438	5-16	.313	7-14	.500	8	21	29	2.6	17	1	8	7	2	13	54	4.9
4 JOSEPH, Bensley	11-0	15:14	13.7	10-27	.370	5-12	.417	0-1	.000	4	8	12	1.1	17	0	6	7	1	7	25	2.3
14 MILLER JR., Rodney	5-2	28:20	5.7	4-6	.667	0-0	.000	1-2	.500	0	2	2	0.4	5	0	1	1	0	1	9	1.8
55 POPLAR, Wooga	10-0	81:09	8.1	4-20	.200	0-8	.000	6-10	.600	1	8	9	0.9	4	0	1	5	0	1	14	1.4
5 BEVERLY, Harlond	2-0	14:06	7.0	1-5	.200	0-2	.000	0-0	.000	1	2	3	1.5	2	0	1	1	0	2	2	1.0
22 GAK, Deng	9-1	28:37	3.2	3-6	.500	0-0	.000	2-3	.667	2	3	5	0.6	6	0	0	0	0	0	8	0.9
10 GKOGKOS, Filippos	2-0	03:53	1.9	0-1	.000	0-1	.000	0-0	.000	0	0	0	0.0	0	0	0	0	0	0	0	0.0
32 OOSTERBROEK, Thomas	2-0	02:33	1.3	0-0	.000	0-0	.000	0-0	.000	0	0	0	0.0	0	0	0	0	0	0	0	0.0
Team										13	8	21					3				
Total	11	2200		275-627	.439	65-226	.288	111-151	.735	79	208	287	26.1	180	6	133	106	29	99	726	66.0
Opponents	11	2200		313-611	.512	83-221	.376	124-170	.729	108	292	400	36.4	155	2	187	147	38	61	833	75.7

Team Statistics

	MIAMI	OPP
Scoring	726	833
Points per game	66.0	75.7
Scoring margin	-9.7	-
Field goals-att	275-627	313-611
Field goal pct	.439	.512
3 point fg-att	65-226	83-221
3-point FG pct	.288	.376
3-pt FG made per game	5.9	7.5
Free throws-att	111-151	124-170
Free throw pct	.735	.729
F-Throws made per game	10.1	11.3
Rebounds	287	400
Rebounds per game	26.1	36.4
Rebounding margin	-10.3	-
Assists	133	187
Assists per game	12.1	17.0
Turnovers	106	147
Turnovers per game	9.6	13.4
Turnover margin	+3.7	-
Assist/turnover ratio	1.3	1.3
Steals	99	61
Steals per game	9.0	5.5
Blocks	29	38
Blocks per game	2.6	3.5
Winning streak	0	-
Home win streak	0	-
Attendance	28860	24428
Home games-Avg/Game	5-5772	2-12214
Neutral site-Avg/Game	-	4-10719

Team Results

Date	Opponent	Score	Att.
11/13/2021	UCF	L 89-95	2950
11/25/2021	vs Dayton	L 60-76	3514
11/28/2021	vs Alabama	L 64-96	3127
01/11/2022	at Florida St.	L 64-65	10339
01/22/2022	Florida St.	L 60-61	7972
02/02/2022	Notre Dame	L 64-68	6363
02/05/2022	at Virginia	L 58-71	14089
02/19/2022	Virginia	L 71-74	5596
02/26/2022	Virginia Tech	L 70-71	5979
03/11/2022	vs Duke	L 76-80	15994
03/27/2022	vs Kansas	L 50-76	20241

HOME STATISTICS

Game Records

Record	Overall	Home	Away	Neutral
ALL GAMES	105	105	0-0	0-0
CONFERENCE	6-4	6-4	0-0	0-0
NON-CONFERENCE	4-1	4-1	0-0	0-0

Score by Periods

Team	1st	2nd	OT	TOT
Miami (FL)	538	652	0	1190
Opponents	504	578	0	1082

Team Box Score

No.	Player	Overall			Total			3-Point			F-Throw		Rebounds				Other				PTS	AVG
		GP-GS	MIN	AVG	FG-FGA	FG%	3FG-3FGA	3FG%	FT-FTA	FT%	OFF	DEF	TOT	AVG	PF	DQ	A	TO	BLK	STL		
23	MCGUSTY, Kameron	15-15	51:34	34.2	93-195	.477	30-80	.375	62-77	.805	9	65	74	4.9	24	0	45	24	5	34	278	18.5
2	WONG, Isaiah	15-14	50:25	33.9	95-186	.511	25-72	.347	41-59	.695	10	56	66	4.4	28	0	36	20	3	14	256	17.1
3	MOORE, Charlie	15-15	47:40	31.5	64-152	.421	25-69	.362	29-40	.725	4	36	40	2.7	40	1	76	31	4	24	182	12.1
21	WAARDENBURG, Sam	13-12	38:35	29.5	46-85	.541	19-40	.475	23-32	.719	17	40	57	4.4	28	0	30	13	15	11	134	10.3
11	MILLER, Jordan	14-12	42:25	30.1	51-107	.477	11-36	.306	17-24	.708	30	49	79	5.6	29	1	14	12	9	25	130	9.3
1	WALKER, Anthony	15-1	24:59	16.1	39-77	.506	4-12	.333	20-32	.625	16	34	50	3.3	28	2	11	15	12	12	102	6.8
4	JOSEPH, Bensley	14-0	21:28	15.5	15-45	.333	10-23	.435	7-8	.875	8	19	27	1.9	21	0	16	5	0	8	47	3.4
55	POPLAR, Wooga	13-0	10:02	7.7	10-22	.455	3-11	.273	8-12	.667	3	14	17	1.3	9	0	7	4	0	5	31	2.4
14	MILLER JR., Rodney	8-2	33:10	4.1	7-9	.778	0-0	.000	2-3	.667	2	4	6	0.8	5	0	1	2	1	1	16	2.0
22	GAK, Deng	13-4	76:22	5.9	4-7	.571	0-0	.000	5-5	1.000	3	5	8	0.6	8	0	3	0	2	2	13	1.0
32	OOSTERBROEK, Thomas	2-0	01:17	0.6	0-0	.000	0-0	.000	1-2	.500	0	0	0	0.0	1	0	0	0	0	0	1	0.5
5	BEVERLY, Harlond	3-0	29:49	9.9	0-4	.000	0-1	.000	0-0	.000	1	5	6	2.0	3	0	5	2	0	2	0	0.0
10	GKOGKOS, Filippou	2-0	01:33	0.8	0-0	.000	0-0	.000	0-0	.000	0	1	1	0.5	0	0	0	0	0	0	0	0.0
Team													28		21		49				6	
Total		15	3000		424-889	.477	127-344	.369	215-294	.731	131	349	480	32.0	224	4	244	134	51	138	1190	79.3
Opponents		15	3000		405-889	.456	118-357	.331	154-212	.726	164	375	539	35.9	252	6	251	208	44	79	1082	72.1

Team Statistics

	MIAMI	OPP
Scoring	1190	1082
Points per game	79.3	72.1
Scoring margin	+7.2	-
Field goals-att	424-889	405-889
Field goal pct	.477	.456
3 point fg-att	127-344	118-357
3-point FG pct	.369	.331
3-pt FG made per game	8.5	7.9
Free throws-att	215-294	154-212
Free throw pct	.731	.726
F-Throws made per game	14.3	10.3
Rebounds	480	539
Rebounds per game	32.0	35.9
Rebounding margin	-3.9	-
Assists	244	251
Assists per game	16.3	16.7
Turnovers	134	208
Turnovers per game	8.9	13.9
Turnover margin	+4.9	-
Assist/turnover ratio	1.8	1.2
Steals	138	79
Steals per game	9.2	5.3
Blocks	51	44
Blocks per game	3.4	2.9
Winning streak	0	-
Home win streak	0	-
Attendance	64383	0
Home games-Avg/Game	15-4292	0-0
Neutral site-Avg/Game	-	0-0

Team Results

Date	Opponent		Score	Att.
11/09/2021	Canisius	W	77-67	3234
11/13/2021	UCF	L	89-95	2950
11/21/2021	Florida A&M	W	86-59	3175
12/04/2021	Clemson	W	80-75	3388
12/08/2021	Lipscomb	W	76-59	2753
12/20/2021	Stetson	W	82-72	2232
12/29/2021	NC State	W	91-83	3014
01/01/2022	Wake Forest	W	92-84	3376
01/05/2022	Syracuse	W	88-87	4506
01/18/2022	North Carolina	W	85-57	5979
01/22/2022	Florida St.	L	60-61	7972
02/02/2022	Notre Dame	L	64-68	6363
02/09/2022	Georgia Tech	W	79-70	3866
02/19/2022	Virginia	L	71-74	5596
02/26/2022	Virginia Tech	L	70-71	5979

AWAY STATISTICS

Game Records

Record	Overall	Home	Away	Neutral
ALL GAMES	10-2	0-0	10-2	0-0
CONFERENCE	8-2	0-0	8-2	0-0
NON-CONFERENCE	2-0	0-0	2-0	0-0

Score by Periods

Team	1st	2nd	OT	TOT
Miami (FL)	403	464	0	867
Opponents	351	461	0	812

Team Box Score

No.	Player	Total			3-Point			F-Throw		Rebounds			PF		DQ		A		TO		BLK		PTS		AVG	
		GP-GS	MIN	AVG	FG-FGA	FG%	3FG-3FGA	3FG%	FT-FTA	FT%	OFF	DEF	TOT	AVG	PF	DQ	A	TO	BLK	STL	PTS	AVG				
23	MCGUSTY, Kameron	12-12	396:44	33.1	73-155	.471	21-53	.396	34-41	.829	7	40	47	3.9	33	0	31	24	3	15	201	16.8				
2	WONG, Isaiah	12-12	401:15	33.4	58-146	.397	13-50	.260	33-41	.805	7	44	51	4.3	19	0	17	19	7	13	162	13.5				
3	MOORE, Charlie	12-12	390:08	32.5	63-131	.481	20-50	.400	10-15	.667	5	22	27	2.3	32	2	50	25	0	31	156	13.0				
11	MILLER, Jordan	12-10	371:17	30.9	57-87	.655	7-22	.318	18-22	.818	26	51	77	6.4	22	0	18	8	5	21	139	11.6				
21	WAARDENBURG, Sam	12-12	364:24	30.4	35-69	.507	14-34	.412	17-23	.739	7	46	53	4.4	28	0	24	14	13	11	101	8.4				
1	WALKER, Anthony	12-1	164:18	13.7	20-40	.500	2-10	.200	4-9	.444	7	16	23	1.9	22	0	8	8	3	11	46	3.8				
55	POPLAR, Wooga	12-0	102:35	8.5	12-24	.500	3-8	.375	4-6	.667	4	16	20	1.7	6	0	2	9	0	2	31	2.6				
4	JOSEPH, Bensley	12-0	160:15	13.4	7-18	.389	3-7	.429	6-7	.857	2	20	22	1.8	10	0	6	12	2	5	23	1.9				
14	MILLER JR., Rodney	5-1	19:00	3.8	0-2	.000	0-0	.000	4-4	1.000	0	2	2	0.4	4	0	0	0	0	0	4	0.8				
22	GAK, Deng	7-0	29:41	4.2	2-3	.667	0-0	.000	0-0	.000	1	2	3	0.4	2	0	2	1	1	0	4	0.6				
10	GKOGKOS, Filippos	1-0	00:23	0.4	0-0	.000	0-0	.000	0-0	.000	0	0	0	0.0	0	0	0	0	0	0	0	0.0				
Team												11	18	29				2								
Total		12	2400		327-675	.484	83-234	.355	130-168	.774	77	277	354	29.5	178	2	158	122	34	109	867	72.3				
Opponents		12	2400		307-658	.467	85-238	.357	113-172	.657	113	290	403	33.6	167	3	162	171	36	71	812	67.7				

Team Statistics

	MIAMI	OPP
Scoring	867	812
Points per game	72.3	67.7
Scoring margin	+4.6	-
Field goals-att	327-675	307-658
Field goal pct	.484	.467
3 point fg-att	83-234	85-238
3-point FG pct	.355	.357
3-pt FG made per game	6.9	7.1
Free throws-att	130-168	113-172
Free throw pct	.774	.657
F-Throws made per game	10.8	9.4
Rebounds	354	403
Rebounds per game	29.5	33.6
Rebounding margin	-4.1	-
Assists	158	162
Assists per game	13.2	13.5
Turnovers	122	171
Turnovers per game	10.2	14.3
Turnover margin	+4.1	-
Assist/turnover ratio	1.3	0.9
Steals	109	71
Steals per game	9.1	5.9
Blocks	34	36
Blocks per game	2.8	3.0
Winning streak	5	-
Home win streak	0	-
Attendance	0	111232
Home games-Avg/Game	0-0	12-9269
Neutral site-Avg/Game	-	0-0

Team Results

Date	Opponent	Score	Att.
11/16/2021	at Fla. Atlantic	W 68-66	2772
12/01/2021	at Penn St.	W 63-58	8221
01/08/2022	at Duke	W 76-74	9314
01/11/2022	at Florida St.	L 64-65	10339
01/26/2022	at Virginia Tech	W 78-75	7086
01/29/2022	at Georgia Tech	W 73-62	5135
02/05/2022	at Virginia	L 58-71	14089
02/12/2022	at Wake Forest	W 76-72	7698
02/16/2022	at Louisville	W 70-63	12065
02/22/2022	at Pittsburgh	W 85-64	7360
03/02/2022	at Boston College	W 81-70	4045
03/05/2022	at Syracuse	W 75-72	23108

NEUTRAL SITE STATISTICS

Game Records

Record	Overall	Home	Away	Neutral
ALL GAMES	6-4	0-0	0-0	6-4
CONFERENCE	0-0	0-0	0-0	0-0
NON-CONFERENCE	6-4	0-0	0-0	6-4

Score by Periods

Team	1st	2nd	OT	TOT
Miami (FL)	319	354	6	679
Opponents	324	381	4	709

Team Box Score

No.	Player	GP-GS			Total		3-Point		F-Throw		Rebounds				PF DQ A			TO BLK STL			PTS	AVG	
		GP	GS	MIN	AVG	FG-FGA	FG%	3FG-3FGA	3FG%	FT-FTA	FT%	OFF	DEF	TOT	AVG	PF	DQ	A	TO	BLK			STL
23	MCGUSTY, Kameron	10-10		350:23	35.0	69-144	.479	10-39	.256	31-38	.816	8	52	60	6.0	20	0	13	21	2	18	179	17.9
2	WONG, Isaiiah	10-10		341:56	34.2	54-126	.429	10-37	.270	30-39	.769	6	35	41	4.1	19	2	22	13	1	8	148	14.8
3	MOORE, Charlie	10-10		339:38	34.0	45-102	.441	14-43	.326	17-21	.810	3	28	31	3.1	28	0	46	21	1	20	121	12.1
11	MILLER, Jordan	10-9		317:44	31.8	39-68	.574	1-7	.143	13-22	.591	19	39	58	5.8	22	1	8	11	6	17	92	9.2
21	WAARDENBURG, Sam	10-10		309:25	30.9	24-45	.533	8-24	.333	5-9	.556	10	29	39	3.9	23	1	21	9	19	6	61	6.1
1	WALKER, Anthony	10-0		111:00	11.1	13-39	.333	2-12	.167	6-9	.667	4	14	18	1.8	10	0	3	5	2	6	34	3.4
5	BEVERLY, Harlond	1-0		07:26	7.4	1-3	.333	0-1	.000	0-0	.000	0	1	1	1.0	2	0	0	0	0	0	2	2.0
55	POPLAR, Wooga	9-0		87:53	9.8	6-22	.273	0-9	.000	5-8	.625	2	8	10	1.1	7	0	2	3	0	2	17	1.9
14	MILLER JR., Rodney	5-1		26:19	5.3	3-5	.600	0-0	.000	1-2	.500	0	2	2	0.4	4	0	1	1	0	1	7	1.4
4	JOSEPH, Bensley	10-0		105:01	10.5	4-12	.333	2-8	.250	2-3	.667	0	9	9	0.9	11	0	6	8	1	3	12	1.2
22	GAK, Deng	6-0		21:28	3.6	2-5	.400	0-0	.000	2-3	.667	3	5	8	1.3	2	0	0	0	0	1	6	1.0
10	GKOGKOS, Filippos	3-0		04:13	1.4	0-1	.000	0-1	.000	0-0	.000	0	0	0	0.0	0	0	0	0	0	0	0	0.0
32	OOSTERBROEK, Thomas	2-0		02:33	1.3	0-0	.000	0-0	.000	0-0	.000	0	0	0	0.0	0	0	0	0	0	0	0	0.0
Team												6	15	21					4				
Total		10		2025		260-572	.455	47-181	.260	112-154	.727	61	237	298	29.8	148	4	122	96	33	81	679	67.9
Opponents		10		2025		267-588	.454	82-231	.355	93-146	.637	98	267	365	36.5	151	3	150	136	46	40	709	70.9

Team Statistics

	MIAMI	OPP
Scoring	679	709
Points per game	67.9	70.9
Scoring margin	-3.0	-
Field goals-att	260-572	267-588
Field goal pct	.455	.454
3 point fg-att	47-181	82-231
3-point FG pct	.260	.355
3-pt FG made per game	4.7	8.2
Free throws-att	112-154	93-146
Free throw pct	.727	.637
F-Throws made per game	11.2	9.3
Rebounds	298	365
Rebounds per game	29.8	36.5
Rebounding margin	-6.7	-
Assists	122	150
Assists per game	12.2	15.0
Turnovers	96	136
Turnovers per game	9.6	13.6
Turnover margin	+4.0	-
Assist/turnover ratio	1.3	1.1
Steals	81	40
Steals per game	8.1	4.0
Blocks	33	46
Blocks per game	3.3	4.6
Winning streak	0	-
Home win streak	0	-
Attendance	0	0
Home games-Avg/Game	0-0	0-0
Neutral site-Avg/Game	-	10-11465

Team Results

Date	Opponent	Score	Att.
11/25/2021	vs Dayton	L 60-76	3514
11/26/2021	vs North Texas	W 69-63	3859
11/28/2021	vs Alabama	L 64-96	3127
12/12/2021	vs Fordham	W 72-66	6978
03/10/2022	vs Boston College	Wot 71-69	11511
03/11/2022	vs Duke	L 76-80	15994
03/18/2022	vs Southern California	W 68-66	14255
03/20/2022	vs Auburn	W 79-61	14316
03/25/2022	vs Iowa St.	W 70-56	20857
03/27/2022	vs Kansas	L 50-76	20241

NCAA TOURNAMENT STATISTICS

Game Records

Record	Overall	Home	Away	Neutral
ALL GAMES	3-1	0-0	0-0	3-1
CONFERENCE	0-0	0-0	0-0	0-0
NON-CONFERENCE	3-1	0-0	0-0	3-1

Score by Periods

Team	1st	2nd	OT	TOT
Miami (FL)	131	136	0	267
Opponents	110	149	0	259

Team Box Score

No.	Player	Total					3-Point		F-Throw		Rebounds				PF DQ A TO BLK STL PTS AVG							
		GP-GS	MIN	AVG	FG-FGA	FG%	3FG-3FGA	3FG%	FT-FTA	FT%	OFF	DEF	TOT	AVG	PF	DQ	A	TO	BLK	STL	PTS	AVG
23	MCGUSTY, Kameron	4-4	147-40	36.9	32-71	.451	4-19	.211	9-11	.818	3	18	21	5.3	4	0	8	6	2	10	77	19.3
2	WONG, Isaiah	4-4	133-23	33.3	24-55	.436	3-14	.214	14-17	.824	3	14	17	4.3	9	1	9	5	0	5	65	16.3
3	MOORE, Charlie	4-4	136-36	34.1	13-36	.361	4-15	.267	13-17	.765	2	13	15	3.8	10	0	24	10	0	10	43	10.8
11	MILLER, Jordan	4-4	127-18	31.8	15-26	.577	0-3	.000	6-10	.600	6	12	18	4.5	9	1	5	4	4	7	36	9.0
21	WAARDENBURG, Sam	4-4	132-16	33.1	11-21	.524	5-14	.357	3-4	.750	0	18	18	4.5	9	1	9	3	11	2	30	7.5
1	WALKER, Anthony	4-0	45-29	11.4	4-13	.308	0-5	.000	2-4	.500	1	10	11	2.8	5	0	1	2	2	3	10	2.5
4	JOSEPH, Bensley	4-0	40-50	10.2	1-4	.250	0-3	.000	2-2	1.000	0	4	4	1.0	6	0	3	3	1	2	4	1.0
55	POPLAR, Wooga	4-0	28-30	7.1	1-6	.167	0-3	.000	0-2	.000	2	6	8	2.0	5	0	2	1	0	1	2	0.5
14	MILLER JR., Rodney	2-0	02-02	1.0	0-0	.000	0-0	.000	0-0	.000	0	0	0	0.0	0	0	0	0	0	0	0	0.0
10	GKOGKOS, Filippos	2-0	02-02	1.0	0-0	.000	0-0	.000	0-0	.000	0	0	0	0.0	0	0	0	0	0	0	0	0.0
32	OOSTERBROEK, Thomas	1-0	00-55	0.9	0-0	.000	0-0	.000	0-0	.000	0	0	0	0.0	0	0	0	0	0	0	0	0.0
22	GAK, Deng	2-0	02-60	1.5	0-1	.000	0-0	.000	0-0	.000	1	1	2	1.0	0	0	0	0	1	0	0	0.0
Team											3	10	13						1			
Total		4	800		101-233	.433	16-76	.211	49-67	.731	21	106	127	31.8	57	3	61	35	21	40	267	66.8
Opponents		4	800		99-245	.404	23-82	.280	38-64	.594	47	121	168	42.0	69	2	63	60	18	15	259	64.8

Team Statistics

	MIAMI	OPP
Scoring	267	259
Points per game	66.8	64.8
Scoring margin	+2.0	-
Field goals-att	101-233	99-245
Field goal pct	.433	.404
3 point fg-att	16-76	23-82
3-point FG pct	.211	.280
3-pt FG made per game	4.0	5.8
Free throws-att	49-67	38-64
Free throw pct	.731	.594
F-Throws made per game	12.3	9.5
Rebounds	127	168
Rebounds per game	31.8	42.0
Rebounding margin	-10.3	-
Assists	61	63
Assists per game	15.3	15.8
Turnovers	35	60
Turnovers per game	8.8	15.0
Turnover margin	+6.3	-
Assist/turnover ratio	1.7	1.1
Steals	40	15
Steals per game	10.0	3.8
Blocks	21	18
Blocks per game	5.3	4.5
Winning streak	0	-
Home win streak	0	-
Attendance	0	0
Home games-Avg/Game	0-0	0-0
Neutral site-Avg/Game	-	4-17417

Team Results

Date	Opponent		Score	Att.
03/18/2022	vs Southern California	W	68-66	14255
03/20/2022	vs Auburn	W	79-61	14316
03/25/2022	vs Iowa St.	W	70-56	20857
03/27/2022	vs Kansas	L	50-76	20241

ACC TOURNAMENT STATISTICS

Game Records

Record	Overall	Home	Away	Neutral
ALL GAMES	1-1	0-0	0-0	1-1
CONFERENCE	0-0	0-0	0-0	0-0
NON-CONFERENCE	1-1	0-0	0-0	1-1

Score by Periods

Team	1st	2nd	OT	TOT
Miami (FL)	70	71	6	147
Opponents	68	77	4	149

Team Box Score

No.	Player	Total					3-Point			F-Throw		Rebounds			PF			TO			PTS	AVG
		GP-GS	MIN	AVG	FG-FGA	FG%	3FG-3FGA	3FG%	FT-FTA	FT%	OFF	DEF	TOT	AVG	PF	DQ	A	BLK	STL			
23	MCGUSTY, Kameron	2-2	80:51	40.4	17-31	.548	4-9	.444	2-5	.400	1	9	10	5.0	5	0	2	3	0	2	40	20.0
11	MILLER, Jordan	2-2	76:11	38.1	14-23	.609	0-1	.000	2-4	.500	6	10	16	8.0	6	0	1	2	0	5	30	15.0
3	MOORE, Charlie	2-2	75:11	37.6	13-26	.500	4-11	.364	0-0	.000	1	4	5	2.5	7	0	14	4	0	2	30	15.0
2	WONG, Isaiah	2-2	72:18	36.1	7-23	.304	2-7	.286	5-7	.714	2	6	8	4.0	7	1	6	5	0	2	21	10.5
21	WAARDENBURG, Sam	2-2	73:54	37.0	6-12	.500	3-8	.375	2-4	.500	5	7	12	6.0	7	0	8	3	5	3	17	8.5
1	WALKER, Anthony	2-0	20:32	10.3	4-5	.800	1-2	.500	0-0	.000	1	0	1	0.5	1	0	0	0	0	0	9	4.5
55	POPLAR, Wooga	1-0	05:06	5.1	0-0	.000	0-0	.000	0-0	.000	0	0	0	0.0	0	0	0	0	0	0	0	0.0
4	JOSEPH, Bensley	2-0	20:57	10.5	0-2	.000	0-2	.000	0-0	.000	0	1	1	0.5	1	0	0	0	0	0	0	0.0
Team											2	4	6				2					
Total		2	425		61-122	.500	14-40	.350	11-20	.550	18	41	59	29.5	34	1	31	19	5	14	147	73.5
Opponents		2	425		58-115	.504	11-34	.324	22-33	.667	22	46	68	34.0	22	0	26	24	11	8	149	74.5

Team Statistics

	MIAMI	OPP
Scoring	147	149
Points per game	73.5	74.5
Scoring margin	-1.0	-
Field goals-att	61-122	58-115
Field goal pct	.500	.504
3 point fg-att	14-40	11-34
3-point FG pct	.350	.324
3-pt FG made per game	7.0	5.5
Free throws-att	11-20	22-33
Free throw pct	.550	.667
F-Throws made per game	5.5	11.0
Rebounds	59	68
Rebounds per game	29.5	34.0
Rebounding margin	-4.5	-
Assists	31	26
Assists per game	15.5	13.0
Turnovers	19	24
Turnovers per game	9.5	12.0
Turnover margin	+2.5	-
Assist/turnover ratio	1.6	1.1
Steals	14	8
Steals per game	7.0	4.0
Blocks	5	11
Blocks per game	2.5	5.5
Winning streak	0	-
Home win streak	0	-
Attendance	0	0
Home games-Avg/Game	0-0	0-0
Neutral site-Avg/Game	-	2-13753

Team Results

Date	Opponent		Score	Att.
03/10/2022	vs Boston College	Wot	71-69	11511
03/11/2022	vs Duke	L	76-80	15994

ALL POSTSEASON STATISTICS

Game Records

Record	Overall	Home	Away	Neutral
ALL GAMES	4-2	0-0	0-0	4-2
CONFERENCE	0-0	0-0	0-0	0-0
NON-CONFERENCE	4-2	0-0	0-0	4-2

Score by Periods

Team	1st	2nd	OT	TOT
Miami (FL)	201	207	6	414
Opponents	178	226	4	408

Team Box Score

No.	Player	GP-GS			Total		3-Point		F-Throw		Rebounds											
		MIN	AVG	FG-FGA	FG%	3FG-3FGA	3FG%	FT-FTA	FT%	OFF	DEF	TOT	AVG	PF	DQ	A	TO	BLK	STL	PTS	AVG	
23	MCGUSTY, Kameron	6-6	228:31	38.1	49-102	.480	8-28	.286	11-16	.688	4	27	31	5.2	9	0	10	9	2	12	117	19.5
2	WONG, Isaiah	6-6	205:40	34.3	31-78	.397	5-21	.238	19-24	.792	5	20	25	4.2	16	2	15	10	0	7	86	14.3
3	MOORE, Charlie	6-6	211:47	35.3	26-62	.419	8-26	.308	13-17	.765	3	17	20	3.3	17	0	38	14	0	12	73	12.2
11	MILLER, Jordan	6-6	203:29	33.9	29-49	.592	0-4	.000	8-14	.571	12	22	34	5.7	15	1	6	6	4	12	66	11.0
21	WAARDENBURG, Sam	6-6	206:11	34.4	17-33	.515	8-22	.364	5-8	.625	5	25	30	5.0	16	1	17	6	16	5	47	7.8
1	WALKER, Anthony	6-0	66:00	11.0	8-18	.444	1-7	.143	2-4	.500	2	10	12	2.0	6	0	1	2	2	3	19	3.2
4	JOSEPH, Bensley	6-0	61:47	10.3	1-6	.167	0-5	.000	2-2	1.000	0	5	5	0.8	7	0	3	3	1	2	4	0.7
55	POPLAR, Wooga	5-0	33:36	6.7	1-6	.167	0-3	.000	0-2	.000	2	6	8	1.6	5	0	2	1	0	1	2	0.4
14	MILLER JR., Rodney	2-0	02:02	1.0	0-0	.000	0-0	.000	0-0	.000	0	0	0	0.0	0	0	0	0	0	0	0	0.0
10	GKOGKOS, Filippos	2-0	02:02	1.0	0-0	.000	0-0	.000	0-0	.000	0	0	0	0.0	0	0	0	0	0	0	0	0.0
32	OOSTERBROEK, Thomas	1-0	00:55	0.9	0-0	.000	0-0	.000	0-0	.000	0	0	0	0.0	0	0	0	0	0	0	0	0.0
22	GAK, Deng	2-0	02:60	1.5	0-1	.000	0-0	.000	0-0	.000	1	1	2	1.0	0	0	0	0	1	0	0	0.0
Team											5	14	19					3				
Total		6	1225		162-355	.456	30-116	.259	60-87	.690	39	147	186	31.0	91	4	92	54	26	54	414	69.0
Opponents		6	1225		157-360	.436	34-116	.293	60-97	.619	69	167	236	39.3	91	2	89	84	29	23	408	68.0

Team Statistics

	MIAMI	OPP
Scoring	414	408
Points per game	69.0	68.0
Scoring margin	+1.0	-
Field goals-att	162-355	157-360
Field goal pct	.456	.436
3 point fg-att	30-116	34-116
3-point FG pct	.259	.293
3-pt FG made per game	5.0	5.7
Free throws-att	60-87	60-97
Free throw pct	.690	.619
F-Throws made per game	10.0	10.0
Rebounds	186	236
Rebounds per game	31.0	39.3
Rebounding margin	-8.3	-
Assists	92	89
Assists per game	15.3	14.8
Turnovers	54	84
Turnovers per game	9.0	14.0
Turnover margin	+5.0	-
Assist/turnover ratio	1.7	1.1
Steals	54	23
Steals per game	9.0	3.8
Blocks	26	29
Blocks per game	4.3	4.8
Winning streak	0	-
Home win streak	0	-
Attendance	0	0
Home games-Avg/Game	0-0	0-0
Neutral site-Avg/Game	-	6-16196

Team Results

Date	Opponent		Score	Att.
03/10/2022	vs Boston College	Wot	71-69	11511
03/11/2022	vs Duke	L	76-80	15994
03/18/2022	vs Southern California	W	68-66	14255
03/20/2022	vs Auburn	W	79-61	14316
03/25/2022	vs Iowa St.	W	70-56	20857
03/27/2022	vs Kansas	L	50-76	20241



TEAM GAME-BY-GAME COMPARISON

SEASON IN REVIEW

All games

Opponent	1st	2nd	Score	Mar	Total FG	FG Pct	3-Pointers	3FG Pct	Free Throws	FT Pct	Rebounds	Assist	T/Over	Block	Steal	Fouls
CANISUUS	37/31	40/36	77-67	+10	26-50/24-58	48.3/41.4	5-17/5-21	29.4/23.8	14-22/14-24	63.6/58.3	42/31	20/14	13/13	6/3	10/10	17/17
UCF	35/43	54/52	89-95	(6)	29-57/30-60	45.6/51.0	6-26/11-27	23.1/40.7	31-39/24-27	75.9/88.9	23/43	11/18	9/6	10	11/3	24/27
Florida Atlantic	34/20	34/46	68-66	+2	18-51/25-51	35.3/49.0	2-10/6-18	200/333	30-38/10-24	78.9/47	36/37	4/6	10/14	2/2	2/4	21/26
FLORIDA A&M	42/21	44/38	86-59	+27	31-62/24-68	50.0/53.7	4-20/11-19	370/286	14-27/14-13	66.7/53.8	49/33	+16	17/7	13/10	6/2	6/6
Dayton	25/36	35/40	60-76	(16)	23-60/27-46	38.3/54.7	4-20/11-19	200/579	10-12/11-16	83.3/68.8	24/29	8/14	9/6	0/4	9/7	14/9
North Texas	28/40	41/23	69-63	+6	28-48/23-53	54.2/43.4	4-12/13-28	333/464	13-16/4-8	81.3/50.0	24/26	(2)	8/14	9/2	5/3	6/2
Alabama	30/33	34/63	64-96	(32)	23-50/37-69	46.0/53.6	4-17/16-30	235/353	14-20/16-11	70.0/54.5	23/42	6/22	13/13	2/3	8/4	16/17
Penn St.	29/23	34/35	63-58	+5	25-58/23-53	43.1/43.4	9-25/6-24	36.0/25.0	4-5/6-9	80.0/66.7	27/38	(1)	13/11	8/4	1/2	6/4
CLEMSON	34/40	46/35	80-75	+5	27-55/27-56	49.1/48.2	11-25/9-21	44.0/42.9	15-17/12-14	88.2/85.7	21/39	18/16	8/8	6/0	7/5	14/18
LIPSCOMB	35/26	41/33	76-59	+17	33-64/23-62	51.6/37.1	6-20/7-28	30.0/25.0	4-5/6-9	80.0/66.7	35/34	+9	8/13	10/15	8/3	11/5
Fordham	35/37	37/29	72-66	+6	26-59/23-60	44.1/38.3	5-16/8-38	31.3/21.1	15-19/12-14	78.9/85.7	41/32	+9	11/11	0/7	4/4	15/17
STETSON	39/26	43/46	82-72	+10	28-62/27-55	45.2/49.1	14-29/13-26	48.3/50.0	12-20/5-6	60.0/83.3	36/31	+5	20/21	6/2	2/0	8/3
NC STATE	40/41	51/42	91-83	+8	32-56/30-72	55.4/45.8	4-16/6-21	25.0/28.6	9-11/4-17	72.7/82.4	30/44	8/19	9/7	4/3	7/8	15/19
WAKE FOREST	43/38	49/46	92-84	+8	31-52/35-64	61.5/54.7	9-18/10-30	50.0/33.3	19-27/13-16	70.0/81.3	25/37	(12)	15/11	11/15	5/3	10/8
SYRACUSE	30/44	58/43	88-87	+1	29-65/29-58	44.6/50.0	11-30/17-32	36.7/53.1	19-24/12-18	79.2/66.7	34/36	(2)	16/22	10/19	2/8	14/5
Duke	32/32	44/42	76-74	+2	32-70/27-59	45.7/45.8	4-16/6-21	25.0/28.6	8-11/4-17	72.7/82.4	30/44	(14)	8/19	5/17	4/9	15/2
Florida St.	29/28	35/37	64-65	(1)	24-52/23-54	46.2/42.6	9-21/6-20	42.9/30.0	7-10/13-16	70.0/81.3	25/37	(12)	15/11	11/15	5/3	10/8
NORTH CAROLINA	49/22	36/35	85-57	+28	29-63/22-65	46.0/38.8	13-28/6-30	46.4/20.0	14-22/7-11	63.6/63.6	39/45	(6)	16/13	4/14	1/5	10/1
FLORIDA ST.	19/43	41/18	60-61	(1)	20-54/25-52	37.0/48.1	7-25/3-12	28.0/25.0	13-17/8-12	76.5/66.7	27/39	(12)	9/14	10/17	4/5	7/8
Virginia Tech	36/31	42/44	78-75	+3	29-53/25-50	54.7/50.0	11-18/13-26	61.1/50.0	9-10/12-15	90.0/80.0	22/28	(6)	14/20	10/14	4/6	10/2
Georgia Tech	36/28	37/34	73-62	+11	22-53/26-59	41.5/44.1	8-25/7-21	32.0/33.3	21-25/3-10	84.0/30.0	38/31	+7	13/17	16/14	0/1	8/11
NOTRE DAME	28/30	36/38	64-68	(4)	26-60/29-63	43.3/46.0	8-25/6-26	32.0/23.1	4-6/4-6	66.7/66.7	33/38	(5)	17/20	6/6	4/0	5/5
Virginia	26/35	32/36	58-71	(13)	27-50/30-50	54.0/60.0	4-17/8-15	23.5/53.3	0-0/3-3	0.0/100.0	19/24	(5)	14/23	13/13	4/1	13/11
GEORGIA TECH	34/36	45/34	79-70	+9	27-56/26-55	48.2/47.3	5-22/7-24	22.7/28.2	20-26/11-14	76.9/78.6	31/32	(1)	19/14	12/18	2/3	10/10
Wake Forest	33/40	43/32	76-72	+4	30-58/28-51	51.7/54.9	7-18/9-21	38.9/42.9	9-14/7-12	64.3/58.3	27/31	(4)	12/13	7/17	2/1	11/5
Louisville	35/25	35/38	70-63	+7	28-61/27-63	45.9/42.9	7-25/2-13	28.0/15.4	7-9/7-12	77.8/58.3	38/36	+2	16/6	10/10	3/1	6/5
VIRGINIA	38/30	33/44	71-74	(3)	28-67/25-51	41.8/49.0	6-17/5-16	35.3/31.3	9-9/19-25	100.0/76.0	33/36	(3)	13/17	6/11	2/6	7/1
Pittsburgh	47/27	36/37	85-64	+21	32-58/25-52	55.0/48.1	9-20/5-17	45.0/29.4	8-13/6-6	61.5/100.0	21/31	(10)	16/21	9/9	1/4	16/4
Boston College	40/25	41/45	81-70	+11	31-55/28-56	56.4/50.0	10-21/6-17	47.6/35.3	9-12/8-14	75.0/57.1	28/28	-	15/14	10/12	1/2	9/4
Syracuse	26/37	49/35	75-72	+3	29-56/20-60	51.8/33.3	3-18/11-25	16.7/44.0	14-18/11-23	77.8/91.3	34/36	(2)	19/12	10/11	6/1	7/6
Boston College	34/32	31/33	71-69	+2	30-56/29-57	53.6/50.0	6-19/6-15	31.6/40.0	5-8/5-11	62.5/45.5	28/28	-	14/17	13/14	3/3	8/5
Duke	36/36	40/44	76-80	(4)	31-66/29-58	47.0/50.0	8-21/5-19	38.1/26.3	6-12/17-22	50.0/77.3	31/40	(9)	17/9	6/10	2/8	6/3
Southern California	31/20	37/46	68-66	+2	24-56/24-50	46.9/48.0	1-14/9-20	0.7/11.4	19-25/9-15	76.0/60.0	26/38	(12)	14/18	3/8	4/3	12/1
Auburn	33/32	46/29	79-61	+18	32-66/21-69	42.5/40.0	3-15/5-26	20.0/19.2	12-15/14-19	80.0/73.7	39/47	(8)	19/11	4/13	6/8	10/1
Iowa St.	32/29	38/27	70-56	+14	28-56/25-68	46.4/38.8	9-26/4-22	3.4/61.82	9-14/2-4	64.3/50.0	34/42	(8)	21/16	14/18	7/4	11/6
Kansas	35/29	15/47	50-76	(26)	19-55/29-58	34.5/50.0	3-21/5-14	1.43/35.7	9-13/13-26	69.2/50.0	28/41	(13)	7/18	14/11	4/3	7/7

Note: Game totals are displayed in the format TEAM/OPPONENT for each category

TEAM GAME-BY-GAME

Opponent	Date	Score	W	Total		3-Pointers		Free throws		Rebounds				PF	A	TO	BLK	STL	PTS	AVG
				FG-FGA	PCT	3FG-3FGA	PCT	FT-FTA	PCT	OFF	DEF	TOT	AVG							
Canisius	11/09/2021	77-67	W	29-60	.483	5-17	.294	14-22	.636	11	31	42	42.0	17	20	13	6	10	77	77.0
UCF	11/13/2021	89-95	L	26-57	.456	6-26	.231	31-39	.795	9	14	23	32.5	24	11	9	1	11	89	83.0
at Fla. Atlantic	11/16/2021	68-66	W	18-51	.353	2-10	.200	30-38	.789	9	27	36	33.7	21	4	10	2	2	68	78.0
Florida A&M	11/21/2021	86-59	W	31-62	.500	10-27	.370	14-21	.667	16	33	49	37.5	16	17	13	6	6	86	80.0
vs Dayton	11/25/2021	60-76	L	23-60	.383	4-20	.200	10-12	.833	6	18	24	34.8	14	8	9	0	9	60	76.0
vs North Texas	11/26/2021	69-63	W	26-48	.542	4-12	.333	13-16	.813	2	22	24	33.0	12	8	9	5	6	69	74.8
vs Alabama	11/28/2021	64-96	L	23-50	.460	4-17	.235	14-20	.700	4	19	23	31.6	16	6	13	2	8	64	73.3
at Penn St.	12/01/2021	63-58	W	25-58	.431	9-25	.360	4-5	.800	5	22	27	31.0	15	13	8	1	6	63	72.0
Clemson	12/04/2021	80-75	W	27-55	.491	11-25	.440	15-17	.882	4	17	21	29.9	14	18	8	6	7	80	72.9
Lipscomb	12/08/2021	76-59	W	33-64	.516	6-20	.300	4-5	.800	4	31	35	30.4	12	18	10	8	11	76	73.2
vs Fordham	12/12/2021	72-66	W	26-59	.441	5-16	.313	15-19	.789	10	31	41	31.4	15	8	11	0	4	72	73.1
Stetson	12/20/2021	82-72	W	28-62	.452	14-29	.483	12-20	.600	14	22	36	31.8	9	20	6	2	8	82	73.8
NC State	12/29/2021	91-83	W	31-56	.554	10-19	.526	19-26	.731	6	26	32	31.8	15	15	9	4	7	91	75.2
Wake Forest	01/01/2022	92-84	W	32-52	.615	9-18	.500	19-27	.704	3	21	24	31.2	16	19	9	2	9	92	76.4
Syracuse	01/05/2022	88-87	W	29-65	.446	11-30	.367	19-24	.792	13	21	34	31.4	13	16	10	2	14	88	77.1
at Duke	01/08/2022	76-74	W	32-70	.457	4-16	.250	8-11	.727	10	20	30	31.3	16	8	5	4	15	76	77.1
at Florida St.	01/11/2022	64-65	L	24-52	.462	9-21	.429	7-10	.700	6	19	25	30.9	17	15	11	5	10	64	76.3
North Carolina	01/18/2022	85-57	W	29-63	.460	13-28	.464	14-22	.636	8	31	39	31.4	13	16	4	1	10	85	76.8
Florida St.	01/22/2022	60-61	L	20-54	.370	7-25	.280	13-17	.765	8	19	27	31.2	15	9	10	4	7	60	75.9
at Virginia Tech	01/26/2022	78-75	W	29-53	.547	11-18	.611	9-10	.900	5	17	22	30.7	13	14	10	4	10	78	76.0
at Georgia Tech	01/29/2022	73-62	W	22-53	.415	8-25	.320	21-25	.840	7	31	38	31.0	17	13	16	0	8	73	75.9
Notre Dame	02/02/2022	64-68	L	26-60	.433	8-25	.320	4-6	.667	7	26	33	31.1	12	17	6	4	5	64	75.3
at Virginia	02/05/2022	58-71	L	27-50	.540	4-17	.235	0-0	.000	4	15	19	30.6	8	14	13	4	13	58	74.6
Georgia Tech	02/09/2022	79-70	W	27-56	.482	5-22	.227	20-26	.769	9	22	31	30.6	15	19	12	2	10	79	74.8
at Wake Forest	02/12/2022	76-72	W	30-58	.517	7-18	.389	9-14	.643	4	23	27	30.5	17	12	7	2	11	76	74.8
at Louisville	02/16/2022	70-63	W	28-61	.459	7-25	.280	7-9	.778	8	30	38	30.8	10	16	10	3	6	70	74.6
Virginia	02/19/2022	71-74	L	28-67	.418	6-17	.353	9-9	1.000	11	22	33	30.9	21	13	6	2	7	71	74.5
at Pittsburgh	02/22/2022	85-64	W	32-58	.552	9-20	.450	12-16	.750	6	24	30	30.8	17	15	12	2	12	85	74.9
Virginia Tech	02/26/2022	70-71	L	28-56	.500	6-16	.375	8-13	.615	8	13	21	30.5	12	16	9	1	16	70	74.7
at Boston College	03/02/2022	81-70	W	31-55	.564	10-21	.476	9-12	.750	7	21	28	30.4	12	15	10	1	9	81	74.9
at Syracuse	03/05/2022	75-72	W	29-56	.518	3-18	.167	14-18	.778	6	28	34	30.5	15	19	10	6	7	75	74.9
vs Boston College	03/10/2022	71-69	Wot	30-56	.536	6-19	.316	5-8	.625	7	21	28	30.4	13	14	13	3	8	71	74.8
vs Duke	03/11/2022	76-80	L	31-66	.470	8-21	.381	6-12	.500	11	20	31	30.5	21	17	6	2	6	76	74.8
vs Southern California	03/18/2022	68-66	W	24-56	.429	1-14	.071	19-25	.760	3	23	26	30.3	14	14	3	4	12	68	74.6
vs Auburn	03/20/2022	79-61	W	32-66	.485	3-15	.200	12-15	.800	6	33	39	30.6	11	19	4	6	10	79	74.7
vs Iowa St.	03/25/2022	70-56	W	26-56	.464	9-26	.346	9-14	.643	7	27	34	30.7	12	21	14	7	11	70	74.6
vs Kansas	03/27/2022	50-76	L	19-55	.345	3-21	.143	9-13	.692	5	23	28	30.6	20	7	14	4	7	50	73.9
Total		2736		1011-2136	.473	257-759	.339	457-616	.742	269	863	1132	30.6	550	524	352	118	328	2736	73.9
Opponents		2603		979-2135	.459	285-826	.345	360-530	.679	375	932	1307	35.3	570	563	515	126	190	2603	70.4

SEASON IN REVIEW

Miami (FL) Averages

Games Played	Points/game	FG Pct	3FG Pct	FT Pct	Rebounds/game	Assists/game	Turnovers/game	Assist/Turnover ratio	Steals/game	Blocks/game
37	73.9	47.3	33.9	74.2	30.6	14.2	9.5	1.5	8.9	3.2

OPPONENT GAME-BY-GAME

Opponent	Date	Score	W	Total		3-Pointers		Free throws		Rebounds									PTS	AVG
				FG-FGA	PCT	3FG-3FGA	PCT	FT-FTA	PCT	OFF	DEF	TOT	AVG	PF	A	TO	BLK	STL		
Canisius	11/09/2021	77-67	W	24-58	.414	5-21	.238	14-24	.583	7	24	31	31.0	17	14	13	3	10	67	67.0
UCF	11/13/2021	89-95	L	30-60	.500	11-27	.407	24-27	.889	16	27	43	37.0	27	18	16	1	3	95	81.0
at Fla. Atlantic	11/16/2021	68-66	W	25-51	.490	6-18	.333	10-24	.417	9	28	37	37.0	26	6	14	2	4	66	76.0
Florida A&M	11/21/2021	86-59	W	24-68	.353	4-14	.286	7-13	.538	15	18	33	36.0	16	7	10	2	6	59	71.8
vs Dayton	11/25/2021	60-76	L	27-46	.587	11-19	.579	11-16	.688	2	27	29	34.6	9	14	16	4	7	76	72.6
vs North Texas	11/26/2021	69-63	W	23-53	.434	13-28	.464	4-8	.500	7	19	26	33.2	17	14	12	3	2	63	71.0
vs Alabama	11/28/2021	64-96	L	37-69	.536	16-30	.533	6-11	.545	14	28	42	34.4	17	22	13	4	4	96	74.6
at Penn St.	12/01/2021	63-58	W	23-53	.434	6-24	.250	6-9	.667	9	29	38	34.9	12	11	14	2	4	58	72.5
Clemson	12/04/2021	80-75	W	27-56	.482	9-21	.429	12-14	.857	13	26	39	35.3	18	16	18	0	5	75	72.8
Lipscomb	12/08/2021	76-59	W	23-62	.371	7-28	.250	6-9	.667	9	25	34	35.2	6	13	15	3	5	59	71.4
vs Fordham	12/12/2021	72-66	W	23-60	.383	8-38	.211	12-14	.857	6	26	32	34.9	17	11	11	7	4	66	70.9
Stetson	12/20/2021	82-72	W	27-55	.491	13-26	.500	5-6	.833	6	25	31	34.6	13	21	12	0	3	72	71.0
NC State	12/29/2021	91-83	W	30-72	.417	8-27	.296	15-19	.789	18	23	41	35.1	19	18	7	3	8	83	71.9
Wake Forest	01/01/2022	92-84	W	35-64	.547	10-30	.333	4-8	.500	9	21	30	34.7	20	23	13	1	5	84	72.8
Syracuse	01/05/2022	88-87	W	29-58	.500	17-32	.531	12-18	.667	12	24	36	34.8	19	22	19	8	5	87	73.7
at Duke	01/08/2022	76-74	W	27-59	.458	6-21	.286	14-17	.824	13	31	44	35.4	14	19	17	9	2	74	73.8
at Florida St.	01/11/2022	64-65	L	23-54	.426	6-20	.300	13-16	.813	14	23	37	35.5	13	11	15	3	8	65	73.2
North Carolina	01/18/2022	85-57	W	22-65	.338	6-30	.200	7-11	.636	15	30	45	36.0	18	13	14	5	1	57	72.3
Florida St.	01/22/2022	60-61	L	25-52	.481	3-12	.250	8-12	.667	11	28	39	36.2	16	14	17	5	8	61	71.7
at Virginia Tech	01/26/2022	78-75	W	25-50	.500	13-26	.500	12-15	.800	9	19	28	35.8	9	20	14	6	2	75	71.9
at Georgia Tech	01/29/2022	73-62	W	26-59	.441	7-21	.333	3-10	.300	6	25	31	35.5	19	17	14	1	11	62	71.4
Notre Dame	02/02/2022	64-68	L	29-63	.460	6-26	.231	4-6	.667	10	28	38	35.6	6	20	6	0	5	68	71.3
at Virginia	02/05/2022	58-71	L	30-50	.600	8-15	.533	3-3	1.000	5	19	24	35.1	9	23	13	1	11	71	71.3
Georgia Tech	02/09/2022	79-70	W	26-55	.473	7-24	.292	11-14	.786	7	25	32	35.0	27	14	18	3	10	70	71.2
at Wake Forest	02/12/2022	76-72	W	28-51	.549	9-21	.429	7-12	.583	4	27	31	34.8	14	13	17	4	5	72	71.2
at Louisville	02/16/2022	70-63	W	27-63	.429	2-13	.154	7-12	.583	10	26	36	34.9	13	6	10	1	5	63	70.9
Virginia	02/19/2022	71-74	L	25-51	.490	5-16	.313	19-25	.760	8	28	36	34.9	15	17	11	6	1	74	71.0
at Pittsburgh	02/22/2022	85-64	W	25-52	.481	5-17	.294	9-17	.529	10	23	33	34.9	13	10	20	4	9	64	70.8
Virginia Tech	02/26/2022	70-71	L	29-50	.580	7-23	.304	6-6	1.000	8	23	31	34.7	15	21	19	4	4	71	70.8
at Boston College	03/02/2022	81-70	W	28-56	.500	6-17	.353	8-14	.571	10	18	28	34.5	9	14	12	2	4	70	70.8
at Syracuse	03/05/2022	75-72	W	20-60	.333	11-25	.440	21-23	.913	14	22	36	34.5	16	12	11	1	6	72	70.8
vs Boston College	03/10/2022	71-69	Wot	29-57	.509	6-15	.400	5-11	.455	10	18	28	34.3	10	17	14	3	5	69	70.8
vs Duke	03/11/2022	76-80	L	29-58	.500	5-19	.263	17-22	.773	12	28	40	34.5	12	9	10	8	3	80	71.0
vs Southern California	03/18/2022	68-66	W	24-50	.480	9-20	.450	9-15	.600	6	32	38	34.6	16	18	18	3	1	66	70.9
vs Auburn	03/20/2022	79-61	W	21-69	.304	5-26	.192	14-19	.737	17	30	47	35.0	19	11	13	8	1	61	70.6
vs Iowa St.	03/25/2022	70-56	W	25-68	.368	4-22	.182	2-4	.500	16	26	42	35.2	18	16	18	4	6	56	70.2
vs Kansas	03/27/2022	50-76	L	29-58	.500	5-14	.357	13-26	.500	8	33	41	35.3	16	18	11	3	7	76	70.4
Total		2603		979-2135	.459	285-826	.345	360-530	.679	375	932	1307	35.3	570	563	515	126	190	2603	70.4
Miami (FL)		2736		1011-2136	.473	257-759	.339	457-616	.742	269	863	1132	30.6	550	524	352	118	328	2736	73.9

SEASON IN REVIEW

Opponents Averages

Games Played	Points/game	FG Pct	3FG Pct	FT Pct	Rebounds/game	Assists/game	Turnovers/game	Assist/Turnover ratio	Steals/game	Blocks/game
37	70.4	45.9	34.5	67.9	35.3	15.2	13.9	1.1	5.1	3.4

TEAM GAME HIGHS

Miami (FL) - Game Highs

POINTS	92	Wake Forest (01/01/2022)
	91	NC State (12/29/2021)
	89	UCF (11/13/2021)
	88	Syracuse (01/05/2022)
	86	Florida A&M (11/21/2021)
FIELD GOALS MADE	33	Lipscomb (12/08/2021)
	32	vs Auburn (N) (03/20/2022)
	32	at Pittsburgh (02/22/2022)
	32	at Duke (01/08/2022)
	32	Wake Forest (01/01/2022)
FIELD GOAL ATTEMPTS	70	at Duke (01/08/2022)
	67	Virginia (02/19/2022)
FIELD GOAL PERCENTAGE	.615 (32-52)	Wake Forest (01/01/2022)
	.564 (31-55)	at Boston College (03/02/2022)
3 PT FG MADE	14	Stetson (12/20/2021)
	13	North Carolina (01/18/2022)
3 PT FG ATTEMPTS	30	Syracuse (01/05/2022)
	29	Stetson (12/20/2021)
3 PT FG PERCENTAGE	.611 (11-18)	at Virginia Tech (01/26/2022)
	.526 (10-19)	NC State (12/29/2021)
FREE THROWS MADE	31	UCF (11/13/2021)
	30	at Fla. Atlantic (11/16/2021)
FREE THROW ATTEMPTS	39	UCF (11/13/2021)
	38	at Fla. Atlantic (11/16/2021)
FREE THROW PERCENTAGE	1.000 (9-9)	Virginia (02/19/2022)
	.900 (9-10)	at Virginia Tech (01/26/2022)
REBOUNDS	49	Florida A&M (11/21/2021)
	42	Canisius (11/09/2021)
ASSISTS	21	vs Iowa St. (N) (03/25/2022)
	20	Stetson (12/20/2021)
	20	Canisius (11/09/2021)
STEALS	16	Virginia Tech (02/26/2022)
	15	at Duke (01/08/2022)
BLOCKED SHOTS	8	Lipscomb (12/08/2021)
	7	vs Iowa St. (N) (03/25/2022)
TURNOVERS	16	at Georgia Tech (01/29/2022)
	14	vs Kansas (N) (03/27/2022)
	14	vs Iowa St. (N) (03/25/2022)
FOULS	24	UCF (11/13/2021)
	21	vs Duke (N) (03/11/2022)
	21	Virginia (02/19/2022)
	21	at Fla. Atlantic (11/16/2021)
	21	at Fla. Atlantic (11/16/2021)



TEAM GAME LOWS

Miami (FL) - Game Lows

POINTS	50	vs Kansas (N) (03/27/2022)
	58	at Virginia (02/05/2022)
	60	Florida St. (01/22/2022)
	60	vs Dayton (N) (11/25/2021)
	63	at Penn St. (12/01/2021)
FIELD GOALS MADE	18	at Fla. Atlantic (11/16/2021)
	19	vs Kansas (N) (03/27/2022)
FIELD GOAL ATTEMPTS	48	vs North Texas (N) (11/26/2021)
	50	at Virginia (02/05/2022)
	50	vs Alabama (N) (11/28/2021)
FIELD GOAL PERCENTAGE	.345 (19-55)	vs Kansas (N) (03/27/2022)
	.352 (18-51)	at Fla. Atlantic (11/16/2021)
3 PT FG MADE	1	vs Southern California (N) (03/18/2022)
	2	at Fla. Atlantic (11/16/2021)
3 PT FG ATTEMPTS	10	at Fla. Atlantic (11/16/2021)
	12	vs North Texas (N) (11/26/2021)
3 PT FG PERCENTAGE	.071 (1-14)	vs Southern California (N) (03/18/2022)
	.143 (3-21)	vs Kansas (N) (03/27/2022)
FREE THROWS MADE	0	at Virginia (02/05/2022)
	4	Notre Dame (02/02/2022)
	4	Lipscomb (12/08/2021)
	4	at Penn St. (12/01/2021)
FREE THROW ATTEMPTS	0	at Virginia (02/05/2022)
	5	Lipscomb (12/08/2021)
	5	at Penn St. (12/01/2021)
FREE THROW PERCENTAGE	.500 (6-12)	vs Duke (N) (03/11/2022)
REBOUNDS	19	at Virginia (02/05/2022)
	21	Virginia Tech (02/26/2022)
	21	Clemson (12/04/2021)
ASSISTS	4	at Fla. Atlantic (11/16/2021)
	6	vs Alabama (N) (11/28/2021)
STEALS	2	at Fla. Atlantic (11/16/2021)
	4	vs Fordham (N) (12/12/2021)
BLOCKED SHOTS	0	at Georgia Tech (01/29/2022)
	0	vs Fordham (N) (12/12/2021)
	0	vs Dayton (N) (11/25/2021)
TURNOVERS	3	vs Southern California (N) (03/18/2022)
	4	vs Auburn (N) (03/20/2022)
	4	North Carolina (01/18/2022)
FOULS	8	at Virginia (02/05/2022)
	9	Stetson (12/20/2021)

OPPONENT GAME HIGHS

Opponent - Game Highs

POINTS	96	vs Alabama (N) (11/28/2021)
	95	UCF (11/13/2021)
	87	Syracuse (01/05/2022)
	84	Wake Forest (01/01/2022)
	83	NC State (12/29/2021)
FIELD GOALS MADE	37	vs Alabama (N) (11/28/2021)
	35	Wake Forest (01/01/2022)
FIELD GOAL ATTEMPTS	72	NC State (12/29/2021)
	69	vs Auburn (N) (03/20/2022)
	69	vs Alabama (N) (11/28/2021)
FIELD GOAL PERCENTAGE	.600 (30-50)	at Virginia (02/05/2022)
	.587 (27-46)	vs Dayton (N) (11/25/2021)
3 PT FG MADE	17	Syracuse (01/05/2022)
	16	vs Alabama (N) (11/28/2021)
3 PT FG ATTEMPTS	38	vs Fordham (N) (12/12/2021)
	32	Syracuse (01/05/2022)
3 PT FG PERCENTAGE	.579 (11-19)	vs Dayton (N) (11/25/2021)
	.533 (16-30)	vs Alabama (N) (11/28/2021)
	.533 (8-15)	at Virginia (02/05/2022)
FREE THROWS MADE	24	UCF (11/13/2021)
	21	at Syracuse (03/05/2022)
FREE THROW ATTEMPTS	27	UCF (11/13/2021)
	26	vs Kansas (N) (03/27/2022)
FREE THROW PERCENTAGE	1.000 (6-6)	Virginia Tech (02/26/2022)
	1.000 (3-3)	at Virginia (02/05/2022)
REBOUNDS	47	vs Auburn (N) (03/20/2022)
	45	North Carolina (01/18/2022)
ASSISTS	23	at Virginia (02/05/2022)
	23	Wake Forest (01/01/2022)
STEALS	11	at Virginia (02/05/2022)
	11	at Georgia Tech (01/29/2022)
BLOCKED SHOTS	9	at Duke (01/08/2022)
	8	vs Auburn (N) (03/20/2022)
	8	vs Duke (N) (03/11/2022)
	8	Syracuse (01/05/2022)
TURNOVERS	20	at Pittsburgh (02/22/2022)
	19	Virginia Tech (02/26/2022)
	19	Syracuse (01/05/2022)
FOULS	27	Georgia Tech (02/09/2022)
	27	UCF (11/13/2021)



OPPONENT GAME LOWS

Opponent - Game Lows

POINTS	56	vs Iowa St. (N) (03/25/2022)
	57	North Carolina (01/18/2022)
	58	at Penn St. (12/01/2021)
	59	Lipscomb (12/08/2021)
	59	Florida A&M (11/21/2021)
FIELD GOALS MADE	20	at Syracuse (03/05/2022)
	21	vs Auburn (N) (03/20/2022)
FIELD GOAL ATTEMPTS	46	vs Dayton (N) (11/25/2021)
	50	vs Southern California (N) (03/18/2022)
	50	Virginia Tech (02/26/2022)
	50	at Virginia (02/05/2022)
	50	at Virginia Tech (01/26/2022)
FIELD GOAL PERCENTAGE	.304 (21-69)	vs Auburn (N) (03/20/2022)
	.333 (20-60)	at Syracuse (03/05/2022)
3 PT FG MADE	2	at Louisville (02/16/2022)
	3	Florida St. (01/22/2022)
3 PT FG ATTEMPTS	12	Florida St. (01/22/2022)
	13	at Louisville (02/16/2022)
3 PT FG PERCENTAGE	.154 (2-13)	at Louisville (02/16/2022)
	.182 (4-22)	vs Iowa St. (N) (03/25/2022)
FREE THROWS MADE	2	vs Iowa St. (N) (03/25/2022)
	3	at Virginia (02/05/2022)
	3	at Georgia Tech (01/29/2022)
FREE THROW ATTEMPTS	3	at Virginia (02/05/2022)
	4	vs Iowa St. (N) (03/25/2022)
FREE THROW PERCENTAGE	.300 (3-10)	at Georgia Tech (01/29/2022)
	.417 (10-24)	at Fla. Atlantic (11/16/2021)
REBOUNDS	24	at Virginia (02/05/2022)
	26	vs North Texas (N) (11/26/2021)
ASSISTS	6	at Louisville (02/16/2022)
	6	at Fla. Atlantic (11/16/2021)
STEALS	1	vs Auburn (N) (03/20/2022)
	1	vs Southern California (N) (03/18/2022)
	1	Virginia (02/19/2022)
	1	North Carolina (01/18/2022)
BLOCKED SHOTS	0	Notre Dame (02/02/2022)
	0	Stetson (12/20/2021)
	0	Clemson (12/04/2021)
TURNOVERS	6	Notre Dame (02/02/2022)
	7	NC State (12/29/2021)
FOULS	6	Notre Dame (02/02/2022)
	6	Lipscomb (12/08/2021)

PLAYER GAME-BY-GAME HIGHS

Opponent	Date	Score	Points	Rebounds	Assists	Steals	Blocked shots
CANISIUS	11/09/21	77-67	20-Kameron McGusty	10-Kameron McGusty	4-Kameron McGusty Sam Waardenburg Charlie Moore	3-Charlie Moore	3-Anthony Walker Sam Waardenburg
UCF	11/13/21	89-95	28-Kameron McGusty	5-Isaiah Wong	3-Charlie Moore Isaiah Wong	2-Anthony Walker Kameron McGusty Jordan Miller Harford Beverly	1-Anthony Walker
at Florida Atlantic	11/16/21	68-66	18-Isaiah Wong	8-Kameron McGusty	1-Charlie Moore Kameron McGusty Jordan Miller Wooga Poplar	1-Anthony Walker Charlie Moore	1-Anthony Walker Isaiah Wong
FLORIDA A&M	11/21/21	86-59	20-Charlie Moore	8-Sam Waardenburg	4-Charlie Moore Sam Waardenburg	3-Charlie Moore	1-Anthony Walker Jordan Miller Sam Waardenburg Isaiah Wong Kameron McGusty Rodney Miller
vs Dayton	11/25/21	60-76	10-Isaiah Wong	5-Jordan Miller	2-Charlie Moore Anthony Walker	3-Charlie Moore	None
vs North Texas	11/26/21	69-63	21-Isaiah Wong	12-Kameron McGusty	3-Charlie Moore	3-Kameron McGusty	2-Sam Waardenburg
vs Alabama	11/28/21	64-96	21-Kameron McGusty	10-Kameron McGusty	3-Isaiah Wong	2-Jordan Miller Kameron McGusty	1-Jordan Miller Sam Waardenburg
at Penn St.	12/01/21	63-58	14-Sam Waardenburg	5-Isaiah Wong Jordan Miller	4-Charlie Moore	2-Isaiah Wong	1-Isaiah Wong
CLEMSON	12/04/21	80-75	18-Sam Waardenburg	4-Kameron McGusty	5-Charlie Moore	2-Jordan Miller Kameron McGusty	2-Sam Waardenburg Charlie Moore
LIPSCOMB	12/08/21	76-59	29-Kameron McGusty	7-Jordan Miller	4-Wooga Poplar Charlie Moore	5-Jordan Miller	3-Jordan Miller Kameron McGusty
vs Fordham	12/12/21	72-66	18-Charlie Moore	9-Jordan Miller	2-Isaiah Wong Charlie Moore	3-Charlie Moore	None
STETSON	12/20/21	82-72	27-Kameron McGusty	11-Jordan Miller	8-Charlie Moore	3-Charlie Moore	2-Anthony Walker
NC STATE	12/29/21	91-83	25-Jordan Miller	11-Kameron McGusty	5-Kameron McGusty	3-Charlie Moore	2-Jordan Miller Anthony Walker
WAKE FOREST	01/01/22	92-84	25-Isaiah Wong	8-Kameron McGusty	7-Charlie Moore	2-Jordan Miller Anthony Walker Kameron McGusty	1-Deng Gak Anthony Walker
SYRACUSE	01/05/22	88-87	25-Charlie Moore	8-Jordan Miller	6-Charlie Moore	6-Jordan Miller	1-Charlie Moore Sam Waardenburg
at Duke	01/08/22	76-74	18-Charlie Moore	6-Wooga Poplar	5-Sam Waardenburg	7-Charlie Moore	3-Sam Waardenburg
at Florida St.	01/11/22	64-65	20-Charlie Moore	9-Kameron McGusty	6-Charlie Moore	3-Charlie Moore Isaiah Wong	3-Sam Waardenburg
NORTH CAROLINA	01/18/22	85-57	25-Isaiah Wong	10-Kameron McGusty	4-Charlie Moore Kameron McGusty	4-Kameron McGusty	1-Sam Waardenburg
FLORIDA ST.	01/22/22	60-61	22-Isaiah Wong	6-Jordan Miller	4-Kameron McGusty	2-Isaiah Wong Kameron McGusty Jordan Miller	3-Sam Waardenburg
at Virginia Tech	01/26/22	78-75	19-Kameron McGusty	7-Kameron McGusty Jordan Miller	6-Charlie Moore	5-Charlie Moore	2-Jordan Miller
at Georgia Tech	01/29/22	73-62	20-Kameron McGusty	8-Jordan Miller	3-Charlie Moore Isaiah Wong	4-Charlie Moore	None
NOTRE DAME	02/02/22	64-68	18-Isaiah Wong	8-Anthony Walker	7-Charlie Moore	3-Charlie Moore	2-Sam Waardenburg
at Virginia	02/05/22	58-71	21-Kameron McGusty	5-Isaiah Wong Sam Waardenburg	4-Jordan Miller Anthony Walker	7-Jordan Miller	2-Kameron McGusty



PLAYER GAME-BY-GAME HIGHS

Opponent	Date	Score	Points	Rebounds	Assists	Steals	Blocked shots
GEORGIA TECH	02/09/22	79-70	19-Sam Waardenburg	8-Sam Waardenburg Anthony Walker	5-Charlie Moore Sam Waardenburg	4-Kameron McGusty	1-Anthony Walker Sam Waardenburg
at Wake Forest	02/12/22	76-72	22-Kameron McGusty	7-Isaiah Wong	3-Charlie Moore	3-Sam Waardenburg Kameron McGusty	1-Anthony Walker Sam Waardenburg
at Louisville	02/16/22	70-63	15-Charlie Moore Isaiah Wong	9-Sam Waardenburg	6-Kameron McGusty	3-Charlie Moore	3-Sam Waardenburg
VIRGINIA	02/19/22	71-74	20-Kameron McGusty	7-Sam Waardenburg Isaiah Wong	4-Kameron McGusty Charlie Moore	4-Kameron McGusty	1-Jordan Miller Sam Waardenburg
at Pittsburgh	02/22/22	85-64	19-Kameron McGusty Charlie Moore	6-Anthony Walker	5-Charlie Moore	3-Kameron McGusty Jordan Miller	1-Deng Gak Jordan Miller
VIRGINIA TECH	02/26/22	70-71	15-Kameron McGusty	6-Jordan Miller	9-Charlie Moore	4-Kameron McGusty	1-Jordan Miller
at Boston College	03/02/22	81-70	27-Isaiah Wong	7-Isaiah Wong	5-Charlie Moore	2-Kameron McGusty Sam Waardenburg Isaiah Wong	1-Bensley Joseph
at Syracuse	03/05/22	75-72	25-Jordan Miller	13-Jordan Miller	8-Charlie Moore	2-Charlie Moore Jordan Miller	2-Isaiah Wong
vs Boston College	03/10/22	71-69	16-Kameron McGusty	9-Sam Waardenburg	6-Charlie Moore Isaiah Wong	2-Isaiah Wong Jordan Miller Kameron McGusty	3-Sam Waardenburg
vs Duke	03/11/22	76-80	24-Kameron McGusty	13-Jordan Miller	8-Charlie Moore	3-Jordan Miller	2-Sam Waardenburg
vs Southern California	03/18/22	68-66	22-Isaiah Wong	5-Kameron McGusty	5-Charlie Moore	4-Charlie Moore Jordan Miller	4-Sam Waardenburg
vs Auburn	03/20/22	79-61	21-Isaiah Wong	9-Charlie Moore	8-Charlie Moore	4-Kameron McGusty	2-Sam Waardenburg Jordan Miller
vs Iowa St.	03/25/22	70-56	27-Kameron McGusty	8-Sam Waardenburg	9-Charlie Moore	4-Kameron McGusty	3-Sam Waardenburg
vs Kansas	03/27/22	50-76	18-Kameron McGusty	5-Anthony Walker	3-Isaiah Wong	2-Charlie Moore Isaiah Wong	2-Sam Waardenburg

SEASON IN REVIEW



PLAYER GAME HIGHS

Miami (FL) - Individual Game Highs

POINTS	29	Kameron McGusty vs Lipscomb (12/08/2021)
	28	Kameron McGusty vs UCF (11/13/2021)
	27	Kameron McGusty vs Iowa St. (N) (03/25/2022)
	27	Isaiah Wong at Boston College (03/02/2022)
	27	Kameron McGusty vs Stetson (12/20/2021)
FIELD GOALS MADE	12	Kameron McGusty vs Lipscomb (12/08/2021)
	11	Kameron McGusty vs Duke (N) (03/11/2022)
	11	Isaiah Wong vs Wake Forest (01/01/2022)
FIELD GOAL ATTEMPTS	19	Kameron McGusty vs Duke (N) (03/11/2022)
	19	Kameron McGusty vs Lipscomb (12/08/2021)
FIELD GOAL PERCENTAGE (min 5 made)	1.000	(6-6) Jordan Miller vs Iowa St. (N) (03/25/2022)
	.857	(6-7) Charlie Moore vs Wake Forest (01/01/2022)
3 PT FG MADE	6	Charlie Moore vs Syracuse (01/05/2022)
	6	Kameron McGusty vs Stetson (12/20/2021)
3 PT FG ATTEMPTS	10	Charlie Moore vs Syracuse (01/05/2022)
	9	Isaiah Wong at Boston College (03/02/2022)
	9	Isaiah Wong vs Stetson (12/20/2021)
3 PT FG PERCENTAGE (min 2 made)	1.000	(3-3) Charlie Moore vs Wake Forest (01/01/2022)
	1.000	(2-2) Bensley Joseph at Pittsburgh (02/22/2022)
	1.000	(2-2) Anthony Walker vs Notre Dame (02/02/2022)
	1.000	(2-2) Sam Waardenburg at Virginia Tech (01/26/2022)
FREE THROWS MADE	14	Kameron McGusty vs UCF (11/13/2021)
	12	Kameron McGusty at Fla. Atlantic (11/16/2021)
FREE THROW ATTEMPTS	17	Kameron McGusty vs UCF (11/13/2021)
	14	Kameron McGusty at Fla. Atlantic (11/16/2021)
FREE THROW PERCENTAGE (min 3 made)	1.000	(8-8) Kameron McGusty at Georgia Tech (01/29/2022)
	1.000	(6-6) Sam Waardenburg vs Georgia Tech (02/09/2022)
	1.000	(6-6) Isaiah Wong vs Clemson (12/04/2021)
	1.000	(6-6) Isaiah Wong vs Alabama (N) (11/28/2021)
	1.000	(5-5) Isaiah Wong vs Auburn (N) (03/20/2022)
	1.000	(5-5) Jordan Miller at Syracuse (03/05/2022)
	1.000	(5-5) Kameron McGusty vs Virginia (02/19/2022)
	1.000	(5-5) Isaiah Wong vs UCF (11/13/2021)
	1.000	(4-4) Kameron McGusty vs Kansas (N) (03/27/2022)
	1.000	(4-4) Isaiah Wong at Boston College (03/02/2022)
	1.000	(4-4) Isaiah Wong at Wake Forest (02/12/2022)
	1.000	(4-4) Jordan Miller at Duke (01/08/2022)
	1.000	(4-4) Anthony Walker vs Syracuse (01/05/2022)
	1.000	(4-4) Isaiah Wong at Penn St. (12/01/2021)
	1.000	(4-4) Kameron McGusty vs Dayton (N) (11/25/2021)
	1.000	(4-4) Wooga Poplar vs Dayton (N) (11/25/2021)
	1.000	(4-4) Wooga Poplar vs Florida A&M (11/21/2021)
1.000	(4-4) Bensley Joseph at Fla. Atlantic (11/16/2021)	
1.000	(4-4) Sam Waardenburg vs UCF (11/13/2021)	
1.000	(3-3) Sam Waardenburg at Boston College (03/02/2022)	
REBOUNDS	13	Jordan Miller vs Duke (N) (03/11/2022)
	13	Jordan Miller at Syracuse (03/05/2022)
ASSISTS	9	Charlie Moore vs Iowa St. (N) (03/25/2022)
	9	Charlie Moore vs Virginia Tech (02/26/2022)
STEALS	7	Jordan Miller at Virginia (02/05/2022)
	7	Charlie Moore at Duke (01/08/2022)



PLAYER GAME HIGHS

Miami (FL) - Individual Game Highs

BLOCKED SHOTS	4	Sam Waardenburg vs Southern California (N) (03/18/2022)	
	3	Sam Waardenburg vs Iowa St. (N) (03/25/2022)	
	3	Sam Waardenburg vs Boston College (N) (03/10/2022)	
	3	Sam Waardenburg at Louisville (02/16/2022)	
	3	Sam Waardenburg vs Florida St. (01/22/2022)	
	3	Sam Waardenburg at Florida St. (01/11/2022)	
	3	Sam Waardenburg at Duke (01/08/2022)	
	3	Jordan Miller vs Lipscomb (12/08/2021)	
	3	Kameron McGusty vs Lipscomb (12/08/2021)	
	3	Anthony Walker vs Canisius (11/09/2021)	
	3	Sam Waardenburg vs Canisius (11/09/2021)	
	TURNOVERS	5	Charlie Moore vs Canisius (11/09/2021)
		4	Kameron McGusty vs Iowa St. (N) (03/25/2022)
		4	Isaiah Wong vs Boston College (N) (03/10/2022)
4		Jordan Miller at Syracuse (03/05/2022)	
4		Charlie Moore vs Virginia Tech (02/26/2022)	
4		Charlie Moore at Virginia (02/05/2022)	
4		Kameron McGusty at Virginia (02/05/2022)	
4		Isaiah Wong at Georgia Tech (01/29/2022)	
4		Charlie Moore at Georgia Tech (01/29/2022)	
4		Charlie Moore vs Florida St. (01/22/2022)	
4		Kameron McGusty vs Wake Forest (01/01/2022)	
4		Kameron McGusty vs Alabama (N) (11/28/2021)	
FOULS	5	Sam Waardenburg vs Kansas (N) (03/27/2022)	
	5	Jordan Miller vs Kansas (N) (03/27/2022)	
	5	Isaiah Wong vs Southern California (N) (03/18/2022)	
	5	Isaiah Wong vs Duke (N) (03/11/2022)	
	5	Charlie Moore at Georgia Tech (01/29/2022)	
	5	Charlie Moore at Florida St. (01/11/2022)	
	5	Anthony Walker vs Wake Forest (01/01/2022)	
	5	Charlie Moore vs Stetson (12/20/2021)	
	5	Anthony Walker vs UCF (11/13/2021)	
	5	Jordan Miller vs UCF (11/13/2021)	

SEASON IN REVIEW



OPPONENT PLAYER GAME HIGHS

Opponent - Individual Game Highs

POINTS	30 26 25 24 24	Buddy Boeheim at Syracuse (03/05/2022) Joseph Girard III vs Syracuse (01/05/2022) Alondes Williams at Wake Forest (02/12/2022) Jericole Hellems vs NC State (12/29/2021) D.J. Jones vs Florida A&M (11/21/2021)
FIELD GOALS MADE	11 11	Paul Atkinson Jr. vs Notre Dame (02/02/2022) D.J. Jones vs Florida A&M (11/21/2021)
FIELD GOAL ATTEMPTS	19 17 17 17 17	D.J. Jones vs Florida A&M (11/21/2021) Buddy Boeheim at Syracuse (03/05/2022) Jericole Hellems vs NC State (12/29/2021) Terquavion Smith vs NC State (12/29/2021) Jalen Speer vs Florida A&M (11/21/2021)
FIELD GOAL PERCENTAGE (min 5 made)	1.000 1.000	(6-6) Chuba Ohams vs Fordham (N) (12/12/2021) (6-6) John Harrar at Penn St. (12/01/2021)
3 PT FG MADE	7 6 6	Joseph Girard III vs Syracuse (01/05/2022) Cole Swider vs Syracuse (01/05/2022) Chase Johnston vs Stetson (12/20/2021)
3 PT FG ATTEMPTS	12 11 11	Joseph Girard III vs Syracuse (01/05/2022) Chase Johnston vs Stetson (12/20/2021) Darius Quisenberry vs Fordham (N) (12/12/2021)
3 PT FG PERCENTAGE (min 2 made)	1.000 1.000 1.000 1.000 1.000 1.000	(2-2) Ochai Agbaji vs Kansas (N) (03/27/2022) (2-2) Reese Dixon-Waters vs Southern California (N) (03/18/2022) (2-2) Quinten Post vs Boston College (N) (03/10/2022) (2-2) Jaeden Zackery vs Boston College (N) (03/10/2022) (2-2) John Butler at Florida St. (01/11/2022) (2-2) Alvin Tumblyn vs Stetson (12/20/2021)
FREE THROWS MADE	10 9	Brandon Mahan vs UCF (11/13/2021) Buddy Boeheim at Syracuse (03/05/2022)
FREE THROW ATTEMPTS	11 10	Malek Green vs Canisius (11/09/2021) Brandon Mahan vs UCF (11/13/2021)
FREE THROW PERCENTAGE (min 3 made)	1.000 1.000	(10-10) Brandon Mahan vs UCF (11/13/2021) (9-9) Buddy Boeheim at Syracuse (03/05/2022) (6-6) Jimmy Boeheim at Syracuse (03/05/2022) (6-6) PJ Hall vs Clemson (12/04/2021) (6-6) Dre Fuller Jr. vs UCF (11/13/2021) (4-4) Wendell Moore Jr. vs Duke (N) (03/11/2022) (4-4) Anthony Polite at Florida St. (01/11/2022) (4-4) Trevor Keels at Duke (01/08/2022) (4-4) Jericole Hellems vs NC State (12/29/2021) (4-4) Ebenezer Dowuona vs NC State (12/29/2021) (4-4) Rob Perry vs Stetson (12/20/2021) (4-4) Antonio Daye, Jr. vs Fordham (N) (12/12/2021) (3-3) Armaan Franklin at Virginia (02/05/2022) (3-3) Keve Aluma at Virginia Tech (01/26/2022) (3-3) Darius Maddox at Virginia Tech (01/26/2022) (3-3) RJ Davis vs North Carolina (01/18/2022) (3-3) Josh Colon-Navarro vs Fordham (N) (12/12/2021) (3-3) KJ Johnson vs Lipscomb (12/08/2021) (3-3) Michael Forrest at Fla. Atlantic (11/16/2021)
REBOUNDS	15 13	Jabari Smith vs Auburn (N) (03/20/2022) Kadin Shedrick vs Virginia (02/19/2022)
ASSISTS	10 10	Reece Beekman at Virginia (02/05/2022) JD Davison vs Alabama (N) (11/28/2021)



OPPONENT PLAYER GAME HIGHS

Opponent - Individual Game Highs

STEALS	4	Ochai Agbaji vs Kansas (N) (03/27/2022)
	4	Armaan Franklin at Virginia (02/05/2022)
BLOCKED SHOTS	7	Jesse Edwards vs Syracuse (01/05/2022)
	6	Mark Williams at Duke (01/08/2022)
TURNOVERS	7	Alondes Williams at Wake Forest (02/12/2022)
	7	Caleb Mills vs Florida St. (01/22/2022)
FOULS	5	Aljaz Kunc vs Iowa St. (N) (03/25/2022)
	5	Jaylin Williams vs Auburn (N) (03/20/2022)
	5	Jake LaRavia at Wake Forest (02/12/2022)
	5	Khalid Moore vs Georgia Tech (02/09/2022)
	5	Kyle Sturdivant vs Georgia Tech (02/09/2022)
	5	Jesse Edwards vs Syracuse (01/05/2022)
	5	Buddy Boeheim vs Syracuse (01/05/2022)
	5	Rubin Jones vs North Texas (N) (11/26/2021)
	5	Vladislav Goldin at Fla. Atlantic (11/16/2021)
	5	Bitumba Baruti at Fla. Atlantic (11/16/2021)
	5	Darius Perry vs UCF (11/13/2021)
5	Darius Johnson vs UCF (11/13/2021)	



CATEGORY LEADERS

Points

##	Player	G	Pts	Pts/G
23	McGusty, Kameron	37	658	17.8
2	Wong, Isaiah	37	566	15.3
3	Moore, Charlie	37	459	12.4
11	Miller, Jordan	36	361	10.0
21	Waardenburg, Sam	35	296	8.5
1	Walker, Anthony	37	182	4.9
4	Joseph, Bensley	36	82	2.3
55	Poplar, Wooga	34	79	2.3
14	Miller Jr., Rodney	18	27	1.5
22	Gak, Deng	26	23	0.9
5	Beverly, Harlond	4	2	0.5
32	Oosterbroek, Thomas	4	1	0.3

Scoring Average

##	Player	G	Pts	Pts/G
23	McGusty, Kameron	37	658	17.8
2	Wong, Isaiah	37	566	15.3
3	Moore, Charlie	37	459	12.4
11	Miller, Jordan	36	361	10.0
21	Waardenburg, Sam	35	296	8.5
1	Walker, Anthony	37	182	4.9
55	Poplar, Wooga	34	79	2.3
4	Joseph, Bensley	36	82	2.3
14	Miller Jr., Rodney	18	27	1.5
22	Gak, Deng	26	23	0.9
5	Beverly, Harlond	4	2	0.5
32	Oosterbroek, Thomas	4	1	0.3

Field Goal Percentage

##	Player	FG	Att	Pct
14	Miller Jr., Rodney	10	16	.625
11	Miller, Jordan	147	262	.561
22	Gak, Deng	8	15	.533
21	Waardenburg, Sam	105	199	.528
23	McGusty, Kameron	235	494	.476
1	Walker, Anthony	72	156	.462
2	Wong, Isaiah	207	458	.452
3	Moore, Charlie	172	385	.447
55	Poplar, Wooga	28	68	.412
4	Joseph, Bensley	26	75	.347
5	Beverly, Harlond	1	7	.143

Field Goal Attempts

##	Player	G	Att	Att/G
23	McGusty, Kameron	37	494	13.4
2	Wong, Isaiah	37	458	12.4
3	Moore, Charlie	37	385	10.4
11	Miller, Jordan	36	262	7.3
21	Waardenburg, Sam	35	199	5.7

Field Goals Made

##	Player	G	Made	Made/G
23	McGusty, Kameron	37	235	6.4
2	Wong, Isaiah	37	207	5.6
3	Moore, Charlie	37	172	4.6
11	Miller, Jordan	36	147	4.1
21	Waardenburg, Sam	35	105	3.0

3-Point FG Percentage

##	Player	3FG	Att	Pct
21	Waardenburg, Sam	41	98	.418
4	Joseph, Bensley	15	38	.395
3	Moore, Charlie	59	162	.364
23	McGusty, Kameron	61	172	.355
2	Wong, Isaiah	48	159	.302
11	Miller, Jordan	19	65	.292
1	Walker, Anthony	8	34	.235
55	Poplar, Wooga	6	28	.214

3-Point FG Attempts

##	Player	G	Att	Att/G
23	McGusty, Kameron	37	172	4.6
3	Moore, Charlie	37	162	4.4
2	Wong, Isaiah	37	159	4.3
21	Waardenburg, Sam	35	98	2.8
11	Miller, Jordan	36	65	1.8

3-Point FG Made

##	Player	G	Made	Made/G
23	McGusty, Kameron	37	61	1.6
3	Moore, Charlie	37	59	1.6
2	Wong, Isaiah	37	48	1.3
21	Waardenburg, Sam	35	41	1.2
11	Miller, Jordan	36	19	0.5

CATEGORY LEADERS

Free Throw Percentage

##	Player	Made	Att	Pct
22	Gak, Deng	7	8	.875
4	Joseph, Bensley	15	18	.833
23	McGusty, Kameron	127	156	.814
14	Miller Jr., Rodney	7	9	.778
2	Wong, Isaiah	104	139	.748
3	Moore, Charlie	56	76	.737
11	Miller, Jordan	48	68	.706
21	Waardenburg, Sam	45	64	.703
55	Poplar, Wooga	17	26	.654
1	Walker, Anthony	30	50	.600
32	Oosterbroek, Thomas	1	2	.500

Free Throw Attempts

##	Player	G	Att	Att/G
23	McGusty, Kameron	37	156	4.2
2	Wong, Isaiah	37	139	3.8
3	Moore, Charlie	37	76	2.1
11	Miller, Jordan	36	68	1.9
21	Waardenburg, Sam	35	64	1.8

Free Throws Made

##	Player	G	Made	Made/G
23	McGusty, Kameron	37	127	3.4
2	Wong, Isaiah	37	104	2.8
3	Moore, Charlie	37	56	1.5
11	Miller, Jordan	36	48	1.3
21	Waardenburg, Sam	35	45	1.3

Rebounds

##	Player	G	Reb	Reb/G
11	Miller, Jordan	36	214	5.9
23	McGusty, Kameron	37	181	4.9
2	Wong, Isaiah	37	158	4.3
21	Waardenburg, Sam	35	149	4.3
3	Moore, Charlie	37	98	2.6

Assists

##	Player	G	Ast	Ast/G
3	Moore, Charlie	37	172	4.6
23	McGusty, Kameron	37	89	2.4
2	Wong, Isaiah	37	75	2.0
21	Waardenburg, Sam	35	75	2.1
11	Miller, Jordan	36	40	1.1

Rebounds Average

##	Player	G	Reb	Reb/G
11	Miller, Jordan	36	214	5.9
23	McGusty, Kameron	37	181	4.9
2	Wong, Isaiah	37	158	4.3
21	Waardenburg, Sam	35	149	4.3
3	Moore, Charlie	37	98	2.6

Steals

##	Player	G	Stl	Stl/G
3	Moore, Charlie	37	75	2.0
23	McGusty, Kameron	37	67	1.8
11	Miller, Jordan	36	63	1.8
2	Wong, Isaiah	37	35	0.9
1	Walker, Anthony	37	29	0.8

Offensive Rebounds

##	Player	G	OReb	OReb/G
11	Miller, Jordan	36	75	2.1
21	Waardenburg, Sam	35	34	1.0
1	Walker, Anthony	37	27	0.7
23	McGusty, Kameron	37	24	0.6
2	Wong, Isaiah	37	23	0.6

Blocked Shots

##	Player	G	Blk	Blk/G
21	Waardenburg, Sam	35	47	1.3
11	Miller, Jordan	36	20	0.6
1	Walker, Anthony	37	17	0.5
2	Wong, Isaiah	37	11	0.3
23	McGusty, Kameron	37	10	0.3

Defensive Rebounds

##	Player	G	DReb	DReb/G
23	McGusty, Kameron	37	157	4.2
11	Miller, Jordan	36	139	3.9
2	Wong, Isaiah	37	135	3.6
21	Waardenburg, Sam	35	115	3.3
3	Moore, Charlie	37	86	2.3

Minutes

##	Player	G	Min	Min/G
23	McGusty, Kameron	37	1260	34:04
2	Wong, Isaiah	37	1252	33:50
3	Moore, Charlie	37	1202	32:30
11	Miller, Jordan	36	1110	30:51
21	Waardenburg, Sam	35	1057	30:12

CATEGORY LEADERS

Fouls

##	Player	G	PF	PF/G
3	Moore, Charlie	37	100	2.7
21	Waardenburg, Sam	35	79	2.3
23	McGusty, Kameron	37	77	2.1
11	Miller, Jordan	36	73	2.0
2	Wong, Isaiah	37	66	1.8

Turnovers

##	Player	G	TO	TO/G
3	Moore, Charlie	37	77	2.1
23	McGusty, Kameron	37	69	1.9
2	Wong, Isaiah	37	52	1.4
21	Waardenburg, Sam	35	36	1.0
11	Miller, Jordan	36	31	0.9

Foul Outs

##	Player	G	FO
3	Moore, Charlie	37	3
2	Wong, Isaiah	37	2
11	Miller, Jordan	36	2
1	Walker, Anthony	37	2
21	Waardenburg, Sam	35	1



PLAYER GAME-BY-GAME PTS-REB-AST

SEASON IN REVIEW

Opponent	Date	Score	1	2	3	4	5	10	11	14	21	22	23
			WALKER,ANT	WONG,ISAIAH	MOORE,CHAR	JOSEPH,BEN	BEVERLY,HA	GOKGOS,FI	MILLER,JOR	MILLER JR,	WAARDENBUR	GAK,DENG	MCGUSTY,KA
Canisius	11/09/2021	77-67	W	14-42	7-22	13-44	DNP	0-42	DNP	8-21	10-64	DNP	20-104
UCF	11/13/2021	89-95	L	12-1-1	20-53	4-1-3	3-1-1	0-2-1	DNP	0-0-0	16-4-1	2-0-0	28-3-1
at Fla. Atlantic	11/16/2021	68-66	W	8-3-0	18-4-0	8-2-1	4-1-0	DNP	2-7-1	2-0-0	0-5-0	0-0-0	14-8-1
Florida A&M	11/21/2021	86-59	W	7-4-0	19-5-2	20-14	0-3-1	0-0-2	DNP	6-3-0	3-8-4	2-1-0	14-4-3
vs Dayton	11/25/2021	60-76	L	5-4-2	10-4-1	2-2-2	8-1-1	2-1-0	DNP	5-2-1	4-1-0	2-0-0	8-3-0
vs North Texas	11/26/2021	69-63	W	0-0-0	21-2-1	16-13	0-0-1	DNP	6-5-0	0-0-0	8-3-2	0-1-0	18-12-1
vs Alabama	11/28/2021	64-96	L	2-0-0	14-3-3	12-1-1	0-3-0	DNP	6-5-0	2-0-0	2-0-1	2-1-0	21-10-1
at Penn St.	12/01/2021	63-58	W	4-1-0	12-5-1	12-2-4	0-2-1	DNP	5-5-1	0-2-0	14-4-3	DNP	12-2-3
Clemson	12/04/2021	80-75	W	2-0-0	13-3-4	8-2-5	3-2-0	DNP	13-2-1	0-1-0	18-3-3	2-0-0	15-4-3
Lipscomb	12/08/2021	76-59	W	0-1-2	20-3-0	8-6-4	0-4-2	DNP	0-0-0	0-0-0	2-4-1	0-0-0	29-2-3
vs Fordham	12/12/2021	72-66	W	8-2-0	17-7-2	18-7-2	0-0-1	DNP	8-9-1	DNP	0-5-1	2-4-0	15-4-1
Stetson	12/20/2021	82-72	W	4-4-1	16-6-4	9-4-8	5-2-1	DNP	1-11-1	DNP	12-2-4	0-0-1	27-4-0
NC State	12/29/2021	91-83	W	11-4-0	19-5-4	7-1-4	7-1-1	DNP	25-5-0	0-0-0	DNP	2-1-1	20-11-5
Wake Forest	01/01/2022	92-84	W	8-5-2	25-2-4	18-3-7	4-0-1	DNP	17-1-2	DNP	DNP	5-4-0	15-8-3
Syracuse	01/05/2022	88-87	W	4-2-0	14-2-3	25-5-6	6-1-1	DNP	11-8-1	DNP	7-5-0	0-0-0	19-5-5
at Duke	01/08/2022	76-74	W	6-3-0	15-4-1	18-3-2	0-0-0	DNP	17-5-0	DNP	2-4-5	0-0-0	14-2-0
at Florida St.	01/11/2022	64-65	L	0-0-0	10-1-5	20-3-6	0-0-0	DNP	9-6-1	DNP	8-3-2	0-0-0	17-9-1
North Carolina	01/18/2022	85-57	W	1-1-0	25-8-2	7-3-4	5-3-2	DNP	2-6-1	0-0-0	21-2-2	0-1-1	20-10-4
Florida St.	01/22/2022	60-61	L	0-0-0	22-4-2	12-3-2	3-0-0	DNP	2-6-1	DNP	8-2-0	0-1-0	12-5-4
at Virginia Tech	01/26/2022	78-75	W	4-0-1	12-1-0	13-2-6	0-0-0	DNP	18-7-2	DNP	12-4-0	DNP	19-7-5
at Georgia Tech	01/29/2022	73-62	W	7-2-0	8-6-3	12-4-3	5-5-2	DNP	13-8-2	0-0-0	8-4-1	DNP	20-5-2
Notre Dame	02/02/2022	64-68	L	12-8-0	18-4-2	12-4-7	5-2-2	DNP	8-6-2	DNP	2-3-2	0-0-0	7-2-1
at Virginia	02/05/2022	58-71	L	0-3-4	6-5-1	17-1-2	2-1-1	DNP	2-2-4	DNP	6-5-2	2-1-0	21-1-0
Georgia Tech	02/09/2022	79-70	W	12-8-2	14-7-1	13-1-5	4-6-4	DNP	DNP	DNP	19-8-5	0-0-0	17-0-2
at Wake Forest	02/12/2022	76-72	W	4-2-0	20-7-1	3-1-3	2-4-2	DNP	8-6-1	DNP	12-2-1	2-1-1	22-2-2
at Louisville	02/16/2022	70-63	W	6-2-1	15-8-1	15-2-5	0-2-0	DNP	10-7-2	DNP	8-9-1	DNP	14-3-6
Virginia	02/19/2022	71-74	L	4-4-1	10-7-3	14-1-4	2-2-0	DNP	15-6-0	DNP	6-7-1	DNP	20-3-4
at Pittsburgh	02/22/2022	85-64	W	7-6-1	4-0-1	19-3-5	6-0-0	DNP	12-5-2	2-0-0	12-3-1	0-0-1	19-4-4

PLAYER GAME-BY-GAME PTS-REB-AST

Opponent	Date	Score	32 OOSTERBROEF	55 POPLAR, WOI
Canisius	11/09/2021	77-67	DNP	0-0-0
UCF	11/13/2021	89-95	DNP	0-0-0
at Fla. Atlantic	11/16/2021	68-66	DNP	12-1-1
Florida A&M	11/21/2021	86-59	DNP	6-5-0
vs Dayton	11/25/2021	60-76	DNP	8-1-0
vs North Texas	11/26/2021	69-63	DNP	0-0-0
vs Alabama	11/28/2021	64-96	0-0-0	3-0-0
at Penn St.	12/01/2021	63-58	DNP	4-3-0
Clemson	12/04/2021	80-75	DNP	6-1-2
Lipscomb	12/08/2021	76-59	0-0-0	5-5-4
vs Fordham	12/12/2021	72-66	DNP	4-1-0
Stetson	12/20/2021	82-72	DNP	8-1-0
NC State	12/29/2021	91-83	DNP	DNP
Wake Forest	01/01/2022	92-84	DNP	0-0-0
Syracuse	01/05/2022	88-87	DNP	2-0-0
at Duke	01/08/2022	76-74	DNP	4-6-0
at Florida St.	01/11/2022	64-65	DNP	0-0-0
North Carolina	01/18/2022	85-57	1-0-0	3-0-0
Florida St.	01/22/2022	60-61	DNP	1-2-0
at Virginia Tech	01/26/2022	78-75	DNP	0-0-0
at Georgia Tech	01/29/2022	73-62	DNP	0-0-0
Notre Dame	02/02/2022	64-68	DNP	0-2-1
at Virginia	02/05/2022	58-71	DNP	2-0-0
Georgia Tech	02/09/2022	79-70	DNP	0-1-0
at Wake Forest	02/12/2022	76-72	DNP	3-2-1
at Louisville	02/16/2022	70-63	DNP	2-2-0
Virginia	02/19/2022	71-74	DNP	0-0-0
at Pittsburgh	02/22/2022	85-64	DNP	4-5-0

SEASON IN REVIEW





TOP INDIVIDUAL PERFORMANCES & TRENDS

Points, 20-plus

- 29 Kameron McGusty vs Lipscomb (12/08/21)
- 28 Kameron McGusty vs UCF (11/13/21)
- 27 Kameron McGusty vs Iowa St. (03/25/22)
- 27 Isaiah Wong at Boston College (03/02/22)
- 27 Kameron McGusty vs Stetson (12/20/21)
- 25 Jordan Miller at Syracuse (03/05/22)
- 25 Isaiah Wong vs North Carolina (01/18/22)
- 25 Charlie Moore vs Syracuse (01/05/22)
- 25 Isaiah Wong vs Wake Forest (01/01/22)
- 25 Jordan Miller vs NC State (12/29/21)
- 24 Kameron McGusty vs Duke (03/11/22)
- 22 Isaiah Wong vs Southern California (03/18/22)
- 22 Kameron McGusty at Wake Forest (02/12/22)
- 22 Isaiah Wong vs Florida St. (01/22/22)
- 21 Isaiah Wong vs Auburn (03/20/22)
- 21 Kameron McGusty at Virginia (02/05/22)
- 21 Sam Waardenburg vs North Carolina (01/18/22)
- 21 Kameron McGusty vs Alabama (11/28/21)
- 21 Isaiah Wong vs North Texas (11/26/21)
- 20 Kameron McGusty vs Auburn (03/20/22)
- 20 Kameron McGusty vs Virginia (02/19/22)
- 20 Isaiah Wong at Wake Forest (02/12/22)
- 20 Kameron McGusty at Georgia Tech (01/29/22)
- 20 Kameron McGusty vs North Carolina (01/18/22)
- 20 Charlie Moore at Florida St. (01/11/22)
- 20 Kameron McGusty vs NC State (12/29/21)
- 20 Isaiah Wong vs Lipscomb (12/08/21)
- 20 Charlie Moore vs Florida A&M (11/21/21)
- 20 Isaiah Wong vs UCF (11/13/21)
- 20 Kameron McGusty vs Canisius (11/09/21)

Rebounds, 10-plus

- 13 Jordan Miller vs Duke (03/11/22)
- 13 Jordan Miller at Syracuse (03/05/22)
- 12 Kameron McGusty vs North Texas (11/26/21)
- 11 Kameron McGusty vs NC State (12/29/21)
- 11 Jordan Miller vs Stetson (12/20/21)
- 10 Kameron McGusty vs North Carolina (01/18/22)
- 10 Kameron McGusty vs Alabama (11/28/21)
- 10 Kameron McGusty vs Canisius (11/09/21)

Assists, 6-plus (15)

- 9 Charlie Moore vs Iowa St. (03/25/22)
- 9 Charlie Moore vs Virginia Tech (02/26/22)
- 8 Charlie Moore vs Auburn (03/20/22)
- 8 Charlie Moore vs Duke (03/11/22)
- 8 Charlie Moore at Syracuse (03/05/22)
- 8 Charlie Moore vs Stetson (12/20/21)
- 7 Sam Waardenburg vs Duke (03/11/22)
- 7 Charlie Moore vs Notre Dame (02/02/22)
- 7 Charlie Moore vs Wake Forest (01/01/22)
- 6 Charlie Moore vs Boston College (03/10/22)
- 6 Isaiah Wong vs Boston College (03/10/22)
- 6 Kameron McGusty at Louisville (02/16/22)
- 6 Charlie Moore at Virginia Tech (01/26/22)
- 6 Charlie Moore at Florida St. (01/11/22)
- 6 Charlie Moore vs Syracuse (01/05/22)

Steals, 4-plus

- 7 Jordan Miller at Virginia (02/05/22)
- 7 Charlie Moore at Duke (01/08/22)
- 6 Jordan Miller vs Syracuse (01/05/22)
- 5 Charlie Moore at Virginia Tech (01/26/22)
- 5 Jordan Miller vs Lipscomb (12/08/21)
- 4 Kameron McGusty vs Iowa St. (03/25/22)
- 4 Kameron McGusty vs Auburn (03/20/22)
- 4 Jordan Miller vs Southern California (03/18/22)
- 4 Charlie Moore vs Southern California (03/18/22)
- 4 Kameron McGusty vs Virginia Tech (02/26/22)
- 4 Kameron McGusty vs Virginia (02/19/22)
- 4 Kameron McGusty vs Georgia Tech (02/09/22)
- 4 Charlie Moore at Georgia Tech (01/29/22)
- 4 Kameron McGusty vs North Carolina (01/18/22)

Blocked Shots, 3-plus

- 4 Sam Waardenburg vs Southern California (03/18/22)
- 3 Sam Waardenburg vs Iowa St. (03/25/22)
- 3 Sam Waardenburg vs Boston College (03/10/22)
- 3 Sam Waardenburg at Louisville (02/16/22)
- 3 Sam Waardenburg vs Florida St. (01/22/22)
- 3 Sam Waardenburg at Florida St. (01/11/22)
- 3 Sam Waardenburg at Duke (01/08/22)
- 3 Jordan Miller vs Lipscomb (12/08/21)
- 3 Kameron McGusty vs Lipscomb (12/08/21)
- 3 Sam Waardenburg vs Canisius (11/09/21)
- 3 Anthony Walker vs Canisius (11/09/21)

Double-Figure Scoring Games (128)

- 35 Kameron McGusty
- 31 Isaiah Wong
- 25 Charlie Moore
- 17 Jordan Miller
- 13 Sam Waardenburg
- 6 Anthony Walker
- 1 Wooga Poplar

20-Plus Point Games (30)

- 14 Kameron McGusty
- 10 Isaiah Wong
- 3 Charlie Moore
- 2 Jordan Miller
- 1 Sam Waardenburg

Double-Figure Rebounding Games (8)

- 5 Kameron McGusty
- 3 Jordan Miller

Double-Doubles

Kameron McGusty (5)

- 20 pts, 10 reb Canisius, 11/09/21
- 18 pts, 12 reb vs. North Texas, 11/26/21
- 21 pts, 10 reb vs. Alabama, 11/28/21
- 20 pts, 11 reb NC State, 12/29/21
- 20 pts, 10 reb North Carolina, 01/18/22

Jordan Miller (2)

- 25 pts, 13 reb at Syracuse, 03/05/22
- 17 pts, 13 reb vs. Duke, 03/11/22

BOX SCORES



Contest: 67

NO.	Name	Min	FG					Rebounds					Fouls					Blocks					+/-	Shooting By Period													
			M/A	F/A	3P/A	FT/A	FT%	OR	DR	FT	AS	TS	AS	TS	AS	TS	AS	TS	AS	TS																	
21	Malik Green	34:49	1:1	0:2	1:1	1	7	3	8	3	2	1	0	0	1	1	0	1	1	1	1	1	1	1	1	1	1	1	1	1	1	1	1	1	1	1	1

Official Basketball Box Score - Final
 Contest # of Miami (FL)
 116091 Mavs@Cent. Col@Col.Ga., Fla.
 2021-22 Mavs Basketball

Game Time: 7:30 PM
 Game Duration: 2:03
 Attendance: 1,204

Officials: AJ Davis, Tommy Henson, Jason Peters



UCF vs Miami (FL)

NO.	Name	Min	FG					Rebounds					Fouls					Blocks					+/-	Shooting By Period														
			M/A	F/A	3P/A	FT/A	FT%	OR	DR	FT	AS	TS	AS	TS	AS	TS	AS	TS	AS	TS																		
21	C.J. Walker	30:34	5:8	1:2	1:2	3	8	11	5	3	14	11	1	1	0	0	0	0	0	0	0	0	0	0	0	0	0	0	0	0	0	0	0	0	0	0	0	0

Official Basketball Box Score - Final
 UCF vs Miami (FL)
 115192 Mavs@Cent. Col@Col.Ga., Fla.
 2021-22 Mavs Basketball

Officials: Ron Crowder, Carl Barnes

Miami (FL) - 77

NO.	Name	Min	FG					Rebounds					Fouls					Blocks					+/-	Shooting By Period														
			M/A	F/A	3P/A	FT/A	FT%	OR	DR	FT	AS	TS	AS	TS	AS	TS	AS	TS	AS	TS																		
21	Sam Wardenburg	25:13	3:4	0:0	4:6	4	2	6	4	0	4	0	2	3	0	0	0	0	0	0	0	0	0	0	0	0	0	0	0	0	0	0	0	0	0	0	0	0

Official Basketball Box Score - Final
 Contest # of Miami (FL)
 116091 Mavs@Cent. Col@Col.Ga., Fla.
 2021-22 Mavs Basketball

Game Time: 5:00 PM
 Game Duration: 2:02
 Attendance: 2,772

Officials: Lee Jones, Roger Wynn, Terry Goggin

Miami (FL) - 59

NO.	Name	Min	FG					Rebounds					Fouls					Blocks					+/-	Shooting By Period														
			M/A	F/A	3P/A	FT/A	FT%	OR	DR	FT	AS	TS	AS	TS	AS	TS	AS	TS	AS	TS																		
21	Sam Wardenburg	25:37	3:7	0:0	4:4	2	3	4	2	4	2	1	1	1	1	1	1	1	1	1	1	1	1	1	1	1	1	1	1	1	1	1	1	1	1	1	1	1

Official Basketball Box Score - Final
 UCF vs Miami (FL)
 115192 Mavs@Cent. Col@Col.Ga., Fla.
 2021-22 Mavs Basketball

Officials: Tom Henderson, Mike Roberts, Terry Spivey

CAN		MIA		Points from Turnovers		15	10	Period by Period Scoring	
Biggest Lead	11 (1st 20:30)	17 (2nd 2:23)		Turnovers	15	10	1st	2nd	TOT
Best Scoring Run	8 (1st 20:30)	8 (2nd 8:01)		Points	34	32	34	36	67
Lead Changes	2			Second Chances	4	2			
Times Tied	2			Fast Breaks	11	9			
Time with Lead	00:00	39:04		Bench	14	22			



Miami (FL) - 68

NO.	Name	Min	FG					Rebounds					Fouls					Blocks					+/-	Shooting By Period													
			M/A	F/A	3P/A	FT/A	FT%	OR	DR	FT	AS	TS	AS	TS	AS	TS	AS	TS	AS	TS																	
21	Sam Wardenburg	25:51	0:2	0:0	1:4	1	5	4	0	0	1	0	0	1	0	0	0	0	0	0	0	0	0	0	0	0	0	0	0	0	0	0	0	0	0	0	0

Official Basketball Box Score - Final
 Contest # of Miami (FL)
 116091 Mavs@Cent. Col@Col.Ga., Fla.
 2021-22 Mavs Basketball

Game Time: 6:00 PM
 Game Duration: 2:02
 Attendance: 2,772

Officials: Lee Jones, Roger Wynn, Terry Goggin



Florida A&M - 59

NO.	Name	Min	FG					Rebounds					Fouls					Blocks					+/-	Shooting By Period													
			M/A	F/A	3P/A	FT/A	FT%	OR	DR	FT	AS	TS	AS	TS	AS	TS	AS	TS	AS	TS																	
21	Chris Jones	15:23	0:3	0:0	1:4	0	2	1	4	0	1	1	0	0	1	1	1	1	1	1	1	1	1	1	1	1	1	1	1	1	1	1	1	1	1	1	1

Official Basketball Box Score - Final
 Florida A&M vs Miami (FL)
 115201 Mavs@Cent. Col@Col.Ga., Fla.
 2021-22 Mavs Basketball

Officials: Tom Henderson, Mike Roberts, Terry Spivey

Miami (FL) - 66

NO.	Name	Min	FG					Rebounds					Fouls					Blocks					+/-	Shooting By Period													
			M/A	F/A	3P/A	FT/A	FT%	OR	DR	FT	AS	TS	AS	TS	AS	TS	AS	TS	AS	TS																	
15	Vladislav Godin	18:48	1:2	0:0	1:6	3	1	1	5	4	3	1	0	1	0	2	1	0	0	0	0	0	0	0	0	0	0	0	0	0	0	0	0	0	0	0	0

Official Basketball Box Score - Final
 Contest # of Miami (FL)
 116091 Mavs@Cent. Col@Col.Ga., Fla.
 2021-22 Mavs Basketball

Game Time: 6:00 PM
 Game Duration: 2:02
 Attendance: 2,772

Officials: Tom Henderson, Mike Roberts, Terry Spivey

Miami (FL) - 66

NO.	Name	Min	FG					Rebounds					Fouls					Blocks					+/-	Shooting By Period													
			M/A	F/A	3P/A	FT/A	FT%	OR	DR	FT	AS	TS	AS	TS	AS	TS	AS	TS	AS	TS																	
21	Sam Wardenburg	23:28	1:3	0:1	1:4	3	5	8	3	3	4	4	0	1	1	1	1	1	1	1	1	1	1	1	1	1	1	1	1	1	1	1	1	1	1	1	1

Official Basketball Box Score - Final
 UCF vs Miami (FL)
 115192 Mavs@Cent. Col@Col.Ga., Fla.
 2021-22 Mavs Basketball

Officials: Tom Henderson, Mike Roberts, Terry Spivey

UM		FAU		Points from Turnovers		11	10	Period by Period Scoring	
Biggest Lead	16 (1st 5:30)	0 (1st 20:30)		Turnovers	11	10	1st	2nd	TOT
Best Scoring Run	10 (1st 13:30)	9 (2nd 17:30)		Points	25	34			
Lead Changes	0			Second Chances	4	2			
Times Tied	1			Fast Breaks	13	9			
Time with Lead	00:00	39:00		Bench	25	15			

Official Basketball Box Score - Final
 Contest # of Miami (FL)
 116091 Mavs@Cent. Col@Col.Ga., Fla.
 2021-22 Mavs Basketball

Game Time: 6:00 PM
 Game Duration: 2:02
 Attendance: 2,772

Officials: Tom Henderson, Mike Roberts, Terry Spivey

FAM		MIA		Points from Turnovers		11	13	Period by Period Scoring	
Biggest Lead	0 (1st 10:00)	8 (2nd 3:30)		Turnovers	11	13	1st	2nd	TOT
Best Scoring Run	0 (1st 10:00)	8 (2nd 4:40)		Points	25	34			
Lead Changes	0			Second Chances	14	2			
Times Tied	0			Fast Breaks	15	11			
Time with Lead	00:00	39:58		Bench	7	24			

Official Basketball Box Score - Final
 UCF vs Miami (FL)
 115192 Mavs@Cent. Col@Col.Ga., Fla.
 2021-22 Mavs Basketball

Officials: Tom Henderson, Mike Roberts, Terry Spivey

SEASON IN REVIEW

BOX SCORES



Official Basketball Box Score - Final
Chlamon at Miami (FL) 3
10/20/21 Waffle Center, Coral Gables
2021-22 Men's Basketball

Game Time: 10:00 PM
Game Duration: 2:02
Attendance: 1,388

Officials: Bill Grogan, Jr., Mike Roberts, Clarence Armstrong

Main box score table for Chlamon at Miami (FL) 3. Columns include NO. Name, Min, FG, 3P, FT, Rebounds, Fouls, PF, AS, TO, ST, Blocks, BS, BA, A+. Totals: 27-56 (21-25) 13-26 39-14 75 16 16 5 0 6 15.

Shooting By Period table for Chlamon at Miami (FL) 3. Shows percentages for 1st, 2nd, 3rd, and 4th quarters.

Double Ball Rebounds: 1-0

Miami (FL) - 89 Technical Fouls:NONE

Main box score table for Miami (FL) - 89. Totals: 27-58 (9-21) 12-14 13-26 39-14 75 16 15 0 0 6 15.

Shooting By Period table for Miami (FL) - 89.

Double Ball Rebounds: 0-3

Miami (FL) at Fort Lauderdale Technical Fouls:NONE

Summary table for Miami (FL) at Fort Lauderdale. Includes Biggest lead, Best Scoring Run, Lead Changes, Times Tied, and Time with Lead.



Official Basketball Box Score - Final
Miami (FL) at Fort Lauderdale
2021-22 Men's Basketball

Game Time: 11:30 AM
Game Duration: 1:54
Attendance: 6,979

Officials: Ron Grover, Clarence Armstrong, Sean Hill

Main box score table for Miami (FL) - 72. Totals: 26-59 (5-15) 15-10 31-41 15-17 22 8 11 1 1 7 12.

Shooting By Period table for Miami (FL) - 72.

Double Ball Rebounds: 1-0

Fort Lauderdale - 66 Technical Fouls:NONE

Main box score table for Fort Lauderdale - 66. Totals: 23-49 (8-28) 12-14 8-26 32 17 14 6 11 1 7 0 15.

Shooting By Period table for Fort Lauderdale - 66.

Double Ball Rebounds: 2-0

Fort Lauderdale - 66 Technical Fouls:NONE

Summary table for Fort Lauderdale - 66.



Official Basketball Box Score - Final
Lipsoncos at Miami (FL) 95
10/20/21 Waffle Center, Coral Gables
2021-22 Men's Basketball

Game Time: 10:00 PM
Game Duration: 1:53
Attendance: 2,703

Officials: James Lusk, Ted Vawter, Ryan Spiveaux

Lipsoncos - 59 Record: 95-59

Main box score table for Lipsoncos - 59. Totals: 23-45 (7-28) 6-25 34-6 12 19 11 1 5 3 8 17.

Shooting By Period table for Lipsoncos - 59.

Double Ball Rebounds: 2-4

Miami (FL) - 78 Record: 78-5

Main box score table for Miami (FL) - 78. Totals: 33-64 (6-20) 4-6 4-31 35 12 6 7 9 10 11 3 17.

Shooting By Period table for Miami (FL) - 78.

Double Ball Rebounds: 2-4

Miami (FL) - 78 Technical Fouls:NONE

Summary table for Miami (FL) - 78. Includes Biggest lead, Best Scoring Run, Lead Changes, Times Tied, and Time with Lead.



Official Basketball Box Score - Final
Subow at Miami (FL) 72
10/20/21 Waffle Center, Coral Gables
2021-22 Men's Basketball

Game Time: 10:00 PM
Game Duration: 1:43
Attendance: 3,232

Officials: Ron Grover, Pat Dwan, Bill Grogan, Jr.

Subow - 72 Record: 47-72

Main box score table for Subow - 72. Totals: 27-55 (13-25) 8-25 31-19 9 7 2 12 12 3 0 2 10.

Shooting By Period table for Subow - 72.

Double Ball Rebounds: 0-0

Miami (FL) - 82 Record: 83-3

Main box score table for Miami (FL) - 82. Totals: 28-62 (14-29) 12-20 14 22 36 9 13 8 2 0 10 10.

Shooting By Period table for Miami (FL) - 82.

Double Ball Rebounds: 3-0

Miami (FL) - 82 Technical Fouls:NONE

Summary table for Miami (FL) - 82.

SEASON IN REVIEW

BOX SCORES



Official Basketball Box Score - Final
Miami (FL) at Wake Forest
02/22/22 LIVE Coliseum, Winston-Salem
2021-22 Men's Basketball

Game Time: 3:00 PM
Game Duration: 1:46
Attendance: 1,068

Officiate: Ken Goover, Blair O'Connell, Tommy Moroney

Miami (FL) - 78

Record: 18-7 (0-4)

Box score table for Miami (FL) vs Wake Forest. Columns include Player Name, Min, FG, 3P, FT, Rebounds, Fouls, TP, AS, TO, ST, Blocks, BA, +/-, and Shooting By Period.

Wake Forest - 72

Record: 22-10 (8)

Box score table for Wake Forest vs Miami (FL). Columns include Player Name, Min, FG, 3P, FT, Rebounds, Fouls, TP, AS, TO, ST, Blocks, BA, +/-, and Shooting By Period.

Miami (FL) - 78

Record: 18-7 (0-4)

Summary statistics table for Miami (FL) vs Wake Forest. Includes Biggest Lead, Best Scoring Run, Time with Lead, etc.



Official Basketball Box Score - Final
Miami (FL) at Louisville
02/22/22 Patten Gym, Louisville
2021-22 Men's Basketball

Game Time: 10:00 PM
Game Duration: 1:52
Attendance: 12,085

Officiate: Roger Ayer, James Laska, Pat DeLoach

Miami (FL) - 70

Record: 19-17 (11-4)

Box score table for Miami (FL) vs Louisville. Columns include Player Name, Min, FG, 3P, FT, Rebounds, Fouls, TP, AS, TO, ST, Blocks, BA, +/-, and Shooting By Period.

Louisville - 63

Record: 11-34 (5-20)

Box score table for Louisville vs Miami (FL). Columns include Player Name, Min, FG, 3P, FT, Rebounds, Fouls, TP, AS, TO, ST, Blocks, BA, +/-, and Shooting By Period.

Miami (FL) - 78

Record: 18-7 (0-4)

Summary statistics table for Miami (FL) vs Louisville. Includes Biggest Lead, Best Scoring Run, Time with Lead, etc.



Official Basketball Box Score - Final
Virginia at Miami (FL)
02/22/22 Patten Gym, Coral Gables, Fla.
2021-22 Men's Basketball

Game Time: 3:00 PM
Game Duration: 1:57
Attendance: 1,096

Officiate: Ted Starnes, Jeffrey Clark, Earl Walton

Virginia - 74

Record: 17-10 (11-6)

Box score table for Virginia vs Miami (FL). Columns include Player Name, Min, FG, 3P, FT, Rebounds, Fouls, TP, AS, TO, ST, Blocks, BA, +/-, and Shooting By Period.

Miami (FL) - 71

Record: 18-11 (8)

Box score table for Miami (FL) vs Virginia. Columns include Player Name, Min, FG, 3P, FT, Rebounds, Fouls, TP, AS, TO, ST, Blocks, BA, +/-, and Shooting By Period.

Miami (FL) - 78

Record: 18-7 (0-4)

Summary statistics table for Miami (FL) vs Virginia. Includes Biggest Lead, Best Scoring Run, Time with Lead, etc.



Official Basketball Box Score - Final
Miami (FL) at Rutgers
02/22/22 Patten Gym, Rutgers, PA
2021-22 Men's Basketball

Game Time: 8:00 PM
Game Duration: 1:53
Attendance: 7,380

Officiate: Ben Smith, Doug Show, Keith Hinds

Miami - 65

Record: 20-12 (8)

Box score table for Miami vs Rutgers. Columns include Player Name, Min, FG, 3P, FT, Rebounds, Fouls, TP, AS, TO, ST, Blocks, BA, +/-, and Shooting By Period.

Pitt - 64

Record: 11-34 (5-20)

Box score table for Pitt vs Miami. Columns include Player Name, Min, FG, 3P, FT, Rebounds, Fouls, TP, AS, TO, ST, Blocks, BA, +/-, and Shooting By Period.

Miami - 78

Record: 18-7 (0-4)

Summary statistics table for Miami vs Rutgers. Includes Biggest Lead, Best Scoring Run, Time with Lead, etc.

SEASON IN REVIEW

BOX SCORES



Official Basketball Box Scores - Final
Miami (FL) at Kansas
 03/27/22 United Center, Chicago
 2021-22 Men's Basketball

Game Time: 1:29 PM
 Game Duration: 2:14
 Attendance: 25,241

Officials: Terry Wynn, Roger Ayers, Earl Watson

Miami (FL) - 50													Record: 25-11			
NO.	Name	MIN	PTS	FG	FT	Rebounds	Fouls	TP	AS	TS	Blocks	ST	Shooting By Period			
				3P	FT	off	tot				sa	ba				
27	Sami Weardenburg	17:39	1-3	1-3	2-2	0	2	2	5	2	5	0	1	2	0	3
2	Isiah Wong	G 34:33	6-14	2-6	1-1	1	2	3	14	15	3	2	0	0	0	19
3	Charlie Moore	G 26:38	2-9	0-3	1-2	0	1	2	3	5	2	3	2	0	0	1
11	Jordan Miller	G 23:25	1-3	0-0	0-0	1	3	4	5	1	2	0	0	0	0	17
23	Kameron McCusky	G 26:27	0-17	0-4	4-4	0	4	1	3	18	1	1	1	2	0	16
1	Anthony Walker	14:39	1-4	0-2	1-2	1	4	5	1	3	0	0	1	1	1	0
55	Wooga Poplar	12:31	0-2	0-2	0-2	1	3	4	1	1	0	0	1	0	0	6
4	Brenley Joseph	17:02	1-2	0-1	0-0	0	1	4	4	1	2	0	0	0	0	4
22	Deng Gak	02:40	0-1	0-0	1	1	2	0	0	0	0	0	0	0	0	6
10	Filippos Giogkios	01:42	0-0	0-0	0	0	0	0	0	0	0	0	0	0	0	3
14	Rodney Miller Jr.	01:42	0-0	0-0	0	0	0	0	0	0	0	0	0	0	0	3
32	Thomas Oosterbroek	00:55	0-0	0-0	0	0	0	0	0	0	0	0	0	0	0	3
Team						0	2	2	0	0	0	0	0	0	0	0
Totals			19-55	9-21	9-13	5	29	28	20	16	50	7	14	7	4	3

Technical Fouls: NONE

Kansas - 76													Record: 33-6			
NO.	Name	MIN	PTS	FG	FT	Rebounds	Fouls	TP	AS	TS	Blocks	ST	Shooting By Period			
				3P	FT	off	tot				sa	ba				
10	Jalen Wilson	F 31:05	1-8	0-4	3-8	1	10	11	3	3	5	3	2	2	0	0
33	David McCormack	F 17:57	6-7	0-0	3-4	1	3	4	1	3	15	0	2	0	0	1
2	Christian Braun	G 35:32	4-9	1-2	3-5	0	6	6	1	2	12	4	0	0	1	21
9	Dijuan Harris	G 25:49	0-3	0-0	1-2	0	3	3	4	2	5	4	0	0	0	8
30	Chhai Agajai	G 34:25	0-12	0-2	0-1	2	3	5	2	1	19	4	2	4	0	21
11	Remy Martin	23:41	4-9	1-2	0-0	0	6	6	2	1	9	2	1	0	0	14
44	Mitch Lightfoot	16:47	3-4	0-0	3-8	2	1	3	2	7	9	1	0	1	1	12
55	Jalen Coleman-Lands	09:59	1-5	0-0	0	0	0	0	0	3	0	0	0	0	0	4
1	Joseph Yessouli	02:11	0-0	0-0	0	0	0	0	1	0	0	0	0	0	0	0
24	KJ Adams, Jr.	02:11	0-0	0-0	0	0	0	0	0	0	0	0	0	0	0	3
12	Chris Tashan	01:42	0-1	0-1	0-0	0	0	0	0	0	0	0	0	0	0	3
21	Chase Clemence	01:42	0-5	0-0	0	1	1	0	0	0	0	0	0	0	0	3
Team						2	0	2	0	0	1	1	0	0	0	0
Totals			28-58	5-14	13-28	8	33	41	16	20	76	18	11	7	3	4

Technical Fouls: NONE

	MIA	KAN	Points from Turnovers	MIA	KAN	Period by Period Scoring
Biggest Lead	5 (1 st 0:35)	26 (2 nd 0:25)	9	14	20	1st 2nd TOT
Best Scoring Run	5 (1 st 0:35)	10 (2 nd 4:21)	20	42	Paint	MIA 35 15 50
Lead Changes	12	Second Chance	0	17	Fast Breaks	KAN 29 47 76
Times Tied	9	10	17	17	Bench	
Time with Lead	14:19	22:14	5	21		

SEASON IN REVIEW



ACC SEASON IN REVIEW

Team	ACC Games					Overall					
	W	L	Pct.	Hm	Rd	W	L	Pct.	Hm	Rd	Nu
Duke [^]	16	4	.800	7-3	9-1	32	7	.821	15-3	9-2	8-2
Notre Dame	15	5	.750	9-1	6-4	24	11	.686	14-1	7-5	3-5
North Carolina	15	5	.750	8-2	7-3	29	10	.744	15-2	8-3	6-5
Miami	14	6	.700	6-4	8-2	26	11	.703	10-5	10-2	6-4
Wake Forest	13	7	.650	8-2	5-5	25	10	.714	18-2	5-6	2-2
Virginia	12	8	.600	6-4	6-4	21	14	.600	11-7	7-6	3-1
Virginia Tech*	11	9	.550	6-4	5-5	23	13	.639	11-4	7-6	5-3
Florida State	10	10	.500	6-4	4-6	17	14	.548	11-4	4-8	2-2
Syracuse	9	11	.450	6-4	3-7	16	17	.485	11-5	3-8	2-4
Clemson	8	12	.400	5-5	3-7	17	16	.515	11-5	3-8	3-3
Louisville	6	14	.300	4-6	2-8	13	19	.406	8-8	2-10	3-1
Pittsburgh	6	14	.300	4-6	2-8	11	21	.344	8-11	3-9	0-1
Boston College	6	14	.300	4-6	2-8	13	20	.394	9-7	2-10	2-3
Georgia Tech	5	15	.250	3-7	2-8	12	20	.375	9-9	3-8	0-3
NC State	4	16	.200	1-9	3-7	11	21	.344	7-10	3-7	1-4

[^] ACC regular season champion; * ACC Tournament champion

69TH ANNUAL ACC TOURNAMENT

Barclays Center; Brooklyn, N.Y.

Tuesday, March 8 (First Round)

#13 Boston College d. #12 Pittsburgh..... 66-46
 #10 Clemson d. #15 NC State..... 70-64
 #11 Louisville d. #14 Georgia Tech..... 84-74

Wednesday, March 19 (Second Round)

#9 Syracuse d. #8 Florida State 96-57
 #13 Boston College d. #5 Wake Forest..... 82-77 (OT)
 #7 Virginia Tech d. #10 Clemson..... 76-75 (OT)
 #6 Virginia d. #11 Louisville 51-50

Thursday, March 10 (Quarterfinals)

#1 Duke d. #8 Syracuse 88-79
 #4 Miami d. #13 Boston College..... 71-69 (OT)
 #7 Virginia Tech d. #2 Notre Dame..... 87-80
 #3 North Carolina d. #6 Virginia 63-43

Friday, March 11 (Semifinals)

#1 Duke d. #4 Miami..... 80-76
 #7 Virginia Tech d. #3 North Carolina 72-59

Saturday, March 12 (Championship)

#7 Virginia Tech d. #1 Duke..... 82-67

ACC ALL-TOURNAMENT TEAM

First Team

Hunter Cattoor, Virginia Tech (MVP)
 Keve Aluma, Virginia Tech
 Paolo Banchemo, Duke
 Wendell Moore Jr., Duke
 Kameron McGusty, Miami

Second Team

Storm Murphy, Virginia Tech
 Darius Maddox, Virginia Tech
 Armando Bacot, North Carolina
 Jimmy Boeheim, Syracuse
 Quinten Post, Boston College



ACC SEASON IN REVIEW

2022 NCAA TOURNAMENT

Wednesday, March 16 (First Four)

West Region

#11 Notre Dame d. #11 Rutgers 89-87 (2OT)

Thursday, March 17 (First Round)

East Region

#8 North Carolina d. #9 Marquette 95-63

Friday, March 18 (First Round)

Midwest Region

#10 Miami d. #7 USC 68-66

East Region

#6 Texas d. #11 Virginia Tech 81-73

West Region

#2 Duke d. #15 Cal State Fullerton 78-61

#11 Notre Dame d. #6 Alabama 78-64

Saturday, March 19 (Second Round)

East Region

#8 North Carolina d. #1 Baylor 93-86 (OT)

Sunday, March 20 (Second Round)

Midwest Region

#10 Miami d. #2 Auburn 79-61

West Region

#2 Duke d. #7 Michigan State 85-76

#3 Texas Tech d. #11 Notre Dame 59-53

Thursday, March 24 (Round of 16)

West Region

#2 Duke d. #3 Texas Tech 78-73

Friday, March 25 (Round of 16)

Midwest Region

#10 Miami d. #11 Iowa State 70-56

East Region

#8 North Carolina d. #4 UCLA 73-66

Saturday, March 26 (Quarterfinals)

West Region

#2 Duke d. #4 Arkansas 78-69

Sunday, March 27 (Quarterfinals)

Midwest Region

#1 Kansas d. #10 Miami 76-50

East Region

#8 North Carolina d. #15 St. Peter's 69-49

Saturday, April 2 (Final Four)

#8 North Carolina d. #2 Duke 81-77

Monday, April 2 (National Championship)

#1 Kansas d. #8 North Carolina 72-69

NCAA TOURNAMENT ALL-REGION TEAMS

East Region

Armando Bacot, North Carolina (MOP)

Caleb Love, North Carolina

Brady Manek, North Carolina

Midwest Region

Kameron McGusty, Miami

West Region

Paolo Banchemo, Duke (MOP)

Jeremy Roach, Duke

Mark Williams, Duke

2022 NATIONAL INVITATION TOURNAMENT

Wednesday, March 16 (First Round)

#2 Wake Forest d. Towson 74-64

Virginia d. #3 Mississippi State 60-57

Sunday, March 20 (Round of 16)

#2 Wake Forest d. #3 VCU 80-74

Virginia d. #2 North Texas 71-69

Tuesday, March 22 (Quarterfinals)

#1 Texas A&M d. #2 Wake Forest 67-52

St. Bonaventure d. Virginia 52-51

ACC AWARDS

2021-22 ALL-ACC TEAMS

First Team

Armando Bacot, North Carolina, 380
Alondes Williams, Wake Forest, 373
Paolo Banchemo, Duke, 372

Kameron McGusty, Miami, 315

Buddy Boeheim, Syracuse, 241

Second Team

Keve Aluma, Virginia Tech, 192
Dereon Seabron, NC State, 166
Wendell Moore Jr., Duke, 161
Blake Wesley, Notre Dame, 148
Jake LaRavia, Wake Forest, 147

Third Team

Dane Goodwin, Notre Dame, 131
Mark Williams, Duke, 119
Isaiah Wong, Miami, 119
Jayden Gardner, Virginia, 106
Michael Devoe, Georgia Tech, 105

Honorable Mention

Caleb Love, North Carolina, 84
PJ Hall, Clemson, 72
John Hugley, Pitt, 54
Charlie Moore, Miami, 42
Brady Manek, North Carolina, 38
Kihei Clark, Virginia, 22
AJ Griffin, Duke, 22
Paul Atkinson Jr., Notre Dame, 20
Terquavion Smith, NC State, 15
Reece Beekman, Virginia, 15

All-Defensive Team

Mark Williams, Duke, 77 votes
Reece Beekman, Virginia, 69
Leaky Black, North Carolina, 55
Charlie Moore, Miami, 45
Wendell Moore Jr., Duke, 33

All-Freshman Team

Paolo Banchemo, Duke, 77 votes
Terquavion Smith, NC State, 73
Blake Wesley, Notre Dame, 72
AJ Griffin, Duke, 66
Trevor Keels, Duke, 20

INDIVIDUAL HONORS

Player of the Year

Alondes Williams, Wake Forest, 41
Armando Bacot, North Carolina, 31
Paolo Banchemo, Duke, 6

Freshman of the Year

Paolo Banchemo, Duke, 72
Blake Wesley, Notre Dame, 4
Terquavion Smith, NC State, 1
Trevor Keels, Duke, 1

Coach of the Year

Steve Forbes, Wake Forest, 40
Mike Krzyzewski, Duke, 19
Mike Brey, Notre Dame, 13
Jim Larrañaga, Miami, 3
Mike Young, Virginia Tech, 1
Hubert Davis, North Carolina, 1
Tony Bennett, Virginia, 1

Defensive Player of the Year

Mark Williams, Duke, 46
Reece Beekman, Virginia, 20
Leaky Black, North Carolina, 7
Wendell Moore Jr., Duke, 3
Charlie Moore, Miami, 2

Most Improved Player

Dereon Seabron, NC State, 33
PJ Hall, Clemson, 28
Mark Williams, Duke, 4
John Hugley, Pitt, 4
Dane Goodwin, Notre Dame, 3
Jesse Edwards, Syracuse, 2
Wendell Moore Jr., Duke, 2
James Karnik, Boston College, 1
RJ Davis, North Carolina, 1

Sixth Man of the Year

Matthew Cleveland, Florida State, 52
El Ellis, Louisville, 6
Anthony Walker, Miami, 6
Khadim Sy, Wake Forest, 6
Kadin Shedrick, Virginia, 5
Quinten Post, Boston College, 2
Cam Hayes, NC State, 1

PLAYERS OF THE WEEK

ACC Player of the Week

N15 Dereon Seabron, NC State
N22 Michael Devoe, Georgia Tech
N29 Wendell Moore Jr., Duke
D6 Dereon Seabron, NC State
D13 Alondes Williams, Wake Forest
D20 Alondes Williams, Wake Forest
D27 Dane Goodwin, Notre Dame
Femi Odukale, So., G, Pitt

J3 Kameron McGusty, Miami

J10 Armando Bacot, North Carolina
J17 Armando Bacot, North Carolina
J24 Jake LaRavia, Wake Forest
J31 Buddy Boeheim, Syracuse
F7 Paul Atkinson Jr., Notre Dame
F14 Jayden Gardner, Virginia
F21 Jake LaRavia, Wake Forest
F28 Armando Bacot, North Carolina
M7 Brady Manek, North Carolina

ACC Freshman of the Week

N15 Paolo Banchemo, Duke
N22 AJ Griffin, Duke
N29 Paolo Banchemo, Duke
D6 Terquavion Smith, NC State
D13 Terquavion Smith, NC State
Blake Wesley, Notre Dame
D20 Trevor Keels, Duke
D27 Paolo Banchemo, Duke
J3 Matthew Cleveland, Florida State
J10 Blake Wesley, Notre Dame
J17 Paolo Banchemo, Duke
J24 Paolo Banchemo, Duke
Blake Wesley, Notre Dame
J31 Paolo Banchemo, Duke
F7 AJ Griffin, Duke
F14 Trevor Keels, Duke
F21 Terquavion Smith, NC State
F28 Matthew Cleveland, Florida State
M7 Terquavion Smith, NC State

ACC INDIVIDUAL LEADERS

3-Pt Field Goals

	NCAA	G	3PM	AVG
1. Smith, Terquavion - ST	23	32	96	3.00
2. Boeheim, Buddy - SU	43	32	88	2.75
3. Girard III, Joseph - SU		33	89	2.70
4. Dawes, Al-Amir - CU		33	84	2.55
5. Manek, Brady - NC		39	98	2.51
6. Swider, Cole - SU		33	81	2.45
7. Love, Caleb - NC		39	93	2.38
8. Cattoor, Hunter - VT		36	83	2.31
9. Hellems, Jericole - ST		32	73	2.28
10. Devoe, Michael - GT		31	70	2.26
11. Locke, Noah - LOU		32	68	2.13
12. Mucius, Isaiah - WF		34	71	2.09
13. Goodwin, Dane - ND		35	70	2.00
14. Williamson, Daivien - WF		33	62	1.88
15. Griffin, AJ - DU		39	71	1.82

Assist/Turnover Ratio

	NCAA	G	AST-TO	RATIO
1. Beekman, Reese - VA	2	35	181	50 3.62
2. Hubb, Prentiss - ND	22	35	140	54 2.59
3. Moore Jr., Wendell - DU	45	39	172	76 2.26
4. Moore, Charlie - UM		37	172	77 2.23
5. Evans, RayQuan - FS		27	86	43 2.00
6. Clark, Kihei - VA		35	153	77 1.99
7. Roach, Jeremy - DU		39	123	63 1.95
8. Davis, RJ - NC		39	142	74 1.92
9. Boeheim, Buddy - SU		32	98	57 1.72
10. Ashton-Langford, Makai - BC		33	111	70 1.59
11. Girard III, Joseph - SU		33	138	92 1.50
12. Williams, Alondes - WF		35	181	127 1.43
13. LaRavia, Jake - WF		33	122	89 1.37
14. Banchoero, Paolo - DU		39	124	92 1.35
15. Love, Caleb - NC		39	139	106 1.31

Minutes

	NCAA	G	MIN	AVG
1. Boeheim, Buddy - SU	6	32	1218	38.05
2. Clark, Kihei - VA	30	35	1263	36.09
3. Seabron, Dereon - ST	37	32	1148	35.88
4. Beekman, Reese - VA		35	1228	35.10
5. Boeheim, Jimmy - SU		33	1147	34.75
6. Langford, DeMarr - BC		32	1110	34.70
7. Swider, Cole - SU		33	1140	34.56
8. Devoe, Michael - GT		31	1071	34.54
9. Burton, Jamarius - UP		30	1036	34.53
10. Zackery, Jaeden - BC		33	1134	34.36
11. Ashton-Langford, Makai - BC		33	1134	34.35
12. Hellems, Jericole - ST		32	1094	34.19
13. LaRavia, Jake - WF		33	1127	34.15
14. Love, Caleb - NC		39	1331	34.13
15. Williams, Alondes - WF		35	1193	34.08

To be ranked, a player must have competed in 75% of his team's games. For all categories, "NCAA" denotes a player's position in the national rankings, only if inside the top 50.



ACC TEAM STATISTICS

Scoring Offense	NCAA	G	W-L	PTS	AVG
1. Duke	8	39	32-7	3122	80.05
2. Wake Forest	21	35	25-10	2749	78.54
3. North Carolina	32	39	29-10	3038	77.9
4. Syracuse	36	33	16-17	2553	77.36
5. Miami	37	37	26-11	2736	73.95
6. NC State	32	31	11-21	2336	73
7. Notre Dame	35	24-11	2540	72.57	
8. Clemson	33	17-16	2367	71.73	
9. Florida State	31	17-14	2201	71	
10. Virginia Tech	36	23-13	2549	70.81	
11. Georgia Tech	32	12-20	2195	68.59	
12. Louisville	32	13-19	2154	67.31	
13. Boston College	33	13-20	2209	66.94	
14. Virginia	35	21-14	2184	62.4	
15. Pittsburgh	32	11-21	1969	61.53	

Scoring Defense	NCAA	G	PTS	AVG
1. Virginia	6	35	2104	60.11
2. Virginia Tech	24	36	2261	62.81
3. Notre Dame	35	35	2349	67.11
4. Duke	39	2643	67.77	
5. Pitt	32	2178	68.06	
6. Boston College	33	2248	68.12	
7. Clemson	33	2259	68.45	
8. Wake Forest	35	2452	70.06	
9. Louisville	32	2243	70.09	
10. Miami	37	2603	70.35	
11. Georgia Tech	32	2264	70.75	
12. North Carolina	39	2780	71.28	
13. Florida State	31	2230	71.94	
14. Syracuse	33	2477	75.06	
15. NC State	32	2419	75.59	

Scoring Margin	NCAA	G	OFF	DEF	MAR.
1. Duke	10	39	80.05	67.77	12.28
2. Wake Forest	39	35	78.54	70.06	8.49
3. Virginia Tech	46	36	70.81	62.81	8
4. North Carolina	39	39	77.9	71.28	6.62
5. Notre Dame	35	35	72.57	67.11	5.46
6. Miami	37	37	73.95	70.35	3.59
7. Clemson	33	33	71.73	68.45	3.27
8. Syracuse	33	33	77.36	75.06	2.3
9. Virginia	35	62.4	60.11	2.29	
10. Florida State	31	71	71.94	-0.94	
11. Boston College	33	66.94	68.12	-1.18	
12. Georgia Tech	32	68.59	70.75	-2.16	
13. NC State	32	73	75.59	-2.59	
14. Louisville	32	67.31	70.09	-2.78	
15. Pitt	32	61.53	68.06	-6.53	

Field Goal Pct.	NCAA	G	FGM	FGA	FG%
1. Duke	6	39	1158	2357	0.491
2. Wake Forest	12	35	978	2026	0.483
3. Miami	30	37	1011	2136	0.473
4. Virginia Tech	34	36	933	1981	0.471
5. Notre Dame	35	35	913	1973	0.463
6. Clemson	33	33	851	1868	0.456
7. Syracuse	33	33	915	2029	0.451
8. Virginia	35	35	817	1820	0.449
9. North Carolina	39	39	1076	2409	0.447
10. Georgia Tech	32	32	823	1866	0.441
11. Florida State	31	31	799	1842	0.434
12. Boston College	33	33	812	1896	0.428
13. Louisville	32	32	795	1882	0.422
14. Pitt	32	32	675	1630	0.414
15. NC State	32	32	824	1997	0.413

Free Throw Pct.	NCAA	G	FTM	FTA	FT%
1. North Carolina	25	39	558	730	.764
2. Notre Dame	35	35	396	526	.753
3. Virginia Tech	36	36	364	485	.751
4. Miami	37	37	457	616	.742
5. Duke	39	39	498	675	.738
6. Syracuse	33	33	423	574	.737
7. Clemson	33	33	409	556	.736
8. Virginia	35	35	374	512	.730
9. Wake Forest	35	35	497	681	.730
10. NC State	32	32	421	581	.725
11. Florida State	31	31	395	558	.708
12. Boston College	33	33	395	561	.704
13. Georgia Tech	32	32	421	460	.698
14. Pitt	32	32	447	642	.696
15. Louisville	32	32	318	472	.674

3-Point FG Pct.	NCAA	G	3PM	3PA	3P%
1. Virginia Tech	3	36	319	814	.392
2. Notre Dame	11	35	318	834	.381
3. Syracuse	19	33	300	795	.377
4. Duke	40	39	308	841	.366
5. Clemson	33	35	256	706	.363
6. North Carolina	39	39	328	916	.358
7. Georgia Tech	32	32	228	646	.353
8. Wake Forest	35	35	296	860	.344
9. NC State	32	32	267	783	.341
10. Miami	37	37	257	759	.339
11. Florida State	31	31	208	628	.331
12. Virginia	35	35	176	545	.323
13. Pitt	32	32	172	548	.314
14. Boston College	33	33	190	614	.309
15. Louisville	32	32	246	795	.309

3-Point Field Goals	NCAA	G	3PM	AVG
1. Syracuse	31	33	300	9.09
2. Notre Dame	32	35	318	9.09
3. Virginia Tech	44	36	319	8.86
4. Wake Forest	35	35	296	8.46
5. North Carolina	39	39	328	8.41
6. NC State	32	32	267	8.34
7. Duke	39	39	308	7.9
8. Clemson	33	33	256	7.76
9. Louisville	32	32	246	7.69
10. Georgia Tech	32	32	228	7.13
11. Miami	37	37	257	6.95
12. Florida State	31	31	208	6.71
13. Boston College	33	33	190	5.76
14. Pitt	32	32	172	5.38
15. Virginia	35	35	176	5.03

FG Pct. Defense	NCAA	G	FGM	FGA	FG%
1. Wake Forest	35	35	880	2131	.413
2. Duke	39	39	1027	2462	.417
3. Virginia	35	35	783	1842	.425
4. North Carolina	39	39	1048	2464	.425
5. Clemson	33	33	791	1858	.426
6. Syracuse	33	33	887	2083	.426
7. Virginia Tech	36	36	831	1933	.430
8. Notre Dame	35	35	898	2083	.431
9. Georgia Tech	32	32	807	1850	.436
10. Louisville	32	32	805	1842	.437
11. Pitt	32	32	769	1744	.441
12. Florida State	31	31	786	1769	.444
13. Boston College	33	33	797	1777	.449
14. Miami	37	37	979	2135	.459
15. NC State	32	32	887	1879	.472

SEASON IN REVIEW

ACC TEAM STATISTICS

3-Pt. FG% Defense	NCAA	G	3PM	3PA	3P%
1. Georgia Tech		32	226	718	.315
2. Duke		39	265	826	.321
3. Wake Forest		35	252	784	.321
4. Notre Dame		35	236	734	.322
5. Virginia Tech		36	230	713	.323
6. Syracuse		33	335	1014	.330
7. Clemson		33	264	792	.333
8. Virginia		35	232	691	.336
9. North Carolina		39	301	893	.337
10. Miami		37	285	826	.345
11. Louisville		32	245	702	.349
12. NC State		32	234	652	.359
13. Boston College		33	238	653	.364
14. Pitt		32	276	749	.368
15. Florida State		31	276	748	.369

Reb. Offense	NCAA	G	REB	AVG
1. North Carolina		39	1608	41.23
2. Duke		39	1479	37.92
3. Wake Forest		35	1286	36.74
4. Louisville		32	1167	36.47
5. Syracuse		33	1197	36.27
6. Florida State		31	1081	34.87
7. NC State		32	1115	34.84
8. Clemson		33	1143	34.64
9. Boston College		33	1131	34.27
10. Georgia Tech		32	1088	34
11. Notre Dame		35	1189	33.97
12. Pitt		32	1083	33.84
13. Virginia Tech		36	1152	32
14. Virginia		35	1097	31.34
15. Miami		37	1132	30.59

Reb. Defense	NCAA	G	REB	AVG
1. Virginia Tech		3	1091	30.31
2. Pitt		17	995	31.09
3. Virginia		38	1101	31.46
4. North Carolina		39	1275	32.69
5. Clemson		33	1082	32.79
6. Boston College		33	1090	33.03
7. Notre Dame		35	1179	33.69
8. Wake Forest		35	1182	33.77
9. Duke		39	1322	33.9
10. Florida State		31	1090	35.16
11. Louisville		32	1130	35.31
12. Miami		37	1307	35.32
13. Georgia Tech		32	1131	35.34
14. NC State		32	1205	37.66
15. Syracuse		33	1248	37.82

Off. Rebounds	NCAA	G	REB	AVG
1. NC State		32	377	11.78
2. North Carolina		39	447	11.46
3. Florida State		31	352	11.35
4. Boston College		33	352	10.67
5. Syracuse		33	349	10.58
6. Duke		39	410	10.51
7. Louisville		32	319	9.97
8. Pitt		32	317	9.91
9. Georgia Tech		32	284	8.88
10. Wake Forest		35	305	8.71
11. Virginia		35	300	8.57
12. Clemson		33	281	8.52
13. Virginia Tech		36	305	8.47
14. Miami		37	269	7.27
15. Notre Dame		35	251	7.17

Def. Rebounds	NCAA	G	REB	AVG	
1. North Carolina		3	39	1161	29.77
2. Wake Forest		17	35	981	28.03
3. Duke		38	39	1069	27.41
4. Notre Dame		35	35	938	26.8
5. Louisville		32	32	848	26.5
6. Clemson		33	33	862	26.12
7. Syracuse		33	33	848	25.7
8. Georgia Tech		32	32	804	25.13
9. Pitt		32	32	766	23.94
10. Boston College		33	33	779	23.61
11. Virginia Tech		36	36	847	23.53
12. Florida State		31	729	23.52	
13. Miami		37	863	23.32	
14. NC State		32	738	23.06	
15. Virginia		35	797	22.77	

Assists	NCAA	G	AST	AVG	
1. Duke		11	39	642	16.46
2. Wake Forest		47	35	527	15.06
3. North Carolina		39	39	582	14.92
4. Syracuse		33	33	482	14.61
5. Florida State		31	31	445	14.35
6. Virginia Tech		36	36	515	14.31
7. Clemson		33	33	470	14.24
8. Miami		37	524	14.16	
9. Virginia		35	35	493	14.09
10. Notre Dame		35	35	491	14.03
11. Georgia Tech		32	32	438	13.69
12. Boston College		33	33	409	12.39
13. Louisville		32	32	382	11.94
14. NC State		32	32	362	11.31
15. Pitt		32	32	352	11.00

Blocked Shots	NCAA	G	BLK	AVG	
1. Duke		9	39	219	5.62
2. Florida State		26	31	151	4.87
3. Virginia		35	35	149	4.26
4. North Carolina		39	39	153	3.92
5. Wake Forest		35	35	136	3.89
6. Pitt		32	32	123	3.84
7. Syracuse		33	33	124	3.76
8. NC State		32	32	118	3.69
9. Miami		37	118	3.19	
10. Virginia Tech		36	36	114	3.17
11. Boston College		33	33	97	2.94
12. Georgia Tech		32	32	82	2.56
13. Louisville		32	32	77	2.41
14. Clemson		33	33	77	2.33
15. Notre Dame		35	35	65	1.86

Steals	NCAA	G	STL	AVG	
1. Miami		16	37	328	8.86
2. Florida State		25	31	264	8.52
3. Georgia Tech		32	32	249	7.78
4. Boston College		33	33	238	7.21
5. NC State		32	32	225	7.03
6. Syracuse		33	33	231	7
7. Wake Forest		35	35	227	6.49
8. Duke		39	39	249	6.38
9. Louisville		32	32	196	6.13
10. Clemson		33	33	195	5.91
11. Virginia		35	35	200	5.71
12. Pitt		32	32	172	5.38
13. Virginia Tech		36	36	192	5.33
14. Notre Dame		35	35	182	5.2
15. North Carolina		39	39	202	5.18



ACC TEAM STATISTICS

Turnover Margin	NCAA	G	OWN	OPP	MAR.
1. Miami	8	37	352 (9.51)	515 (13.92)	4.41
2. NC State	39	32	322 (10.06)	407 (12.72)	2.66
3. Florida State	31	37	387 (12.48)	448 (14.45)	1.97
4. Virginia	35	33	339 (9.69)	385 (11.00)	1.31
5. Virginia Tech	36	36	391 (10.86)	429 (11.92)	1.06
6. Syracuse	33	33	354 (10.73)	385 (11.67)	0.94
7. Boston College	33	33	393 (11.91)	410 (12.42)	0.52
8. Duke	39	39	400 (10.26)	419 (10.74)	0.49
9. Clemson	33	33	364 (11.03)	375 (11.36)	0.33
10. Georgia Tech	32	419	419 (13.09)	422 (13.19)	0.09
11. Notre Dame	35	35	365 (10.43)	352 (10.06)	-0.37
12. Louisville	32	31	391 (12.22)	354 (11.06)	-1.16
13. Wake Forest	35	488	488 (13.94)	446 (12.74)	-1.2
14. North Carolina	39	455	455 (11.67)	378 (9.69)	-1.97
15. Pitt	32	435	435 (13.59)	340 (10.63)	-2.97

Assist/TO Ratio	NCAA	G	AST	TO	RAT.
1. Duke	4	39	642 (16.46)	400 (10.26)	1.61
2. Miami	15	37	524 (14.16)	352 (9.51)	1.49
3. Virginia	20	35	493 (14.09)	339 (9.69)	1.45
4. Syracuse	28	33	482 (14.61)	354 (10.73)	1.36
5. Notre Dame	30	35	491 (14.03)	365 (10.43)	1.35
6. Virginia Tech	37	36	515 (14.31)	391 (10.86)	1.32
7. Clemson	40	33	470 (14.24)	364 (11.03)	1.29
8. North Carolina	46	39	582 (14.92)	455 (11.67)	1.28
9. Florida State	31	31	445 (14.35)	387 (12.48)	1.15
10. NC State	32	32	362 (11.31)	322 (10.06)	1.12
11. Wake Forest	35	527	527 (15.06)	488 (13.94)	1.08
12. Georgia Tech	32	438	438 (13.69)	419 (13.09)	1.05
13. Boston College	33	409	409 (12.39)	393 (11.91)	1.04
14. Louisville	32	382	382 (11.94)	391 (12.22)	0.98
15. Pitt	32	352	352 (11.00)	435 (13.59)	0.81

Reb. Margin	NCAA	G	OWN	OPP	MAR.
1. North Carolina	3	39	1608 (41.23)	1275 (32.69)	8.54
2. Duke	39	39	1479 (37.92)	1322 (33.9)	4.03
3. Wake Forest	35	35	1286 (36.74)	1182 (33.77)	2.97
4. Pitt	32	32	1083 (33.84)	995 (31.09)	2.75
5. Clemson	33	33	1143 (34.64)	1082 (32.79)	1.85
6. Virginia Tech	36	36	1152 (32.00)	1091 (30.31)	1.69
7. Boston College	33	33	1131 (34.27)	1090 (33.03)	1.24
8. Louisville	32	32	1167 (36.47)	1130 (35.31)	1.16
9. Notre Dame	35	35	1189 (33.97)	1179 (33.69)	0.29
10. Virginia	35	35	1097 (31.34)	1101 (31.46)	-0.11
11. Florida State	31	31	1081 (34.87)	1090 (35.16)	-0.29
12. Georgia Tech	32	32	1088 (34.00)	1131 (35.34)	-1.34
13. Syracuse	33	33	1197 (36.27)	1248 (37.82)	-1.55
14. NC State	32	32	1115 (34.84)	1205 (37.66)	-2.81
15. Miami	37	37	1132 (30.59)	1307 (35.32)	-4.73

Def. Rebound Pct.	G	D-REB	OPP OR	D-REB%
1. North Carolina	39	1161	319	.784
2. Clemson	33	862	274	.759
3. Louisville	32	848	280	.752
4. Notre Dame	35	938	310	.752
5. Boston College	33	779	270	.743
6. Wake Forest	35	981	347	.739
7. Pitt	32	766	271	.739
8. Virginia Tech	36	847	301	.738
9. Georgia Tech	32	804	313	.720
10. Virginia	35	797	322	.712
11. Duke	39	1069	436	.710
12. Miami	37	863	375	.697
13. North Carolina	31	729	328	.69
14. NC State	32	738	333	.689
15. Syracuse	33	848	401	.679

Off. Rebound Pct.	G	O-REB	OPP DR	O-REB%
1. North Carolina	39	447	956	.319
2. Duke	39	410	886	.316
3. Florida State	31	352	762	.316
4. Pitt	32	317	724	.305
5. NC State	32	377	872	.302
6. Boston College	33	352	820	.300
7. Syracuse	33	349	847	.292
8. Virginia Tech	36	305	790	.279
9. Virginia	35	300	779	.278
10. Louisville	32	319	850	.273
11. Wake Forest	35	305	835	.268
12. Clemson	33	281	808	.258
13. Georgia Tech	32	284	818	.258
14. Notre Dame	35	251	869	.224
15. Miami	37	269	932	.224

"NCAA" denotes a team's position in the national rankings, only if inside the top 50.

SEASON IN REVIEW



HISTORY

Year-by-Year Coaching Records 134-135

NCAA Tournament History 136

NCAA Tournament Teams.....137-142

NIT History..... 143

NIT Teams 144-149

ACC Tournament History 150-151

BIG EAST Tournament History 152

NBA & ABA Drafts 153

Canes in the NBA.....154-155

All-Americans 156

Honors 157-160

All-Time vs. AP Ranked Opponents 161

Miami vs. Ranked Opponents162-164

Miami in the Polls 165

Ranked Matchups 165

Miami as an AP Top-25 Team 166-167

All-Time Letter Winners 168-169

UM Sports Hall of Fame Inductees..... 170

Team Captains..... 170

1984-85 Practice Team..... 170

Miami Basketball History 171-180

YEAR-BY-YEAR COACHING RECORDS - 1926-71

Season	Coach	Overall	Pct.	Pts UM	Scored Opp	Postseason Record
1926-27 *	Art Webb	7-1	.875	348	170	
1927-28	Art Webb	8-4	.667	406	310	
1928-29	Tom McCann	13-6	.684	670	419	
1929-30		No team				
1930-31	Art Webb	3-7	.300	252	331	
1931-32 #	Tom McCann	17-1	.944	816	456	
1932-38		No team				
1938-39	Hart Morris	4-6	.400	372	422	
1939-40	Hart Morris	8-12	.400	716	824	
1940-41	Hart Morris	10-6	.625	707	654	
1941-42	Hart Morris	9-7	.563	628	570	
1942-45		No team (World War II)				
1945-46	W.H. Steers	8-5	.615	560	568	
1946-47	Hart Morris	20-7	.769	1,400	1,192	
1947-48	Hart Morris	11-7	.611	997	902	
1948-49 ^	Hart Morris	19-8	.704	1,633	1,515	
1949-50	Hart Morris	14-9	.609	1,446	1,393	
1950-51	Hart Morris	10-12	.455	1,487	1,520	
1951-52	Hart Morris	14-8	.636	1,687	1,438	
1952-53	Dave Wike	9-12	.429	1,503	1,502	
1953-54	Dave Wike	5-10	.333	1,015	1,161	
1954-55	Bruce Hale	9-11	.450	1,555	1,544	
1955-56	Bruce Hale	14-12	.539	2,170	2,115	
1956-57	Bruce Hale	13-13	.500	2,029	2,167	
1957-58	Bruce Hale	14-8	.636	1,741	1,641	
1958-59	Bruce Hale	18-7	.720	2,190	2,029	
1959-60	Bruce Hale	23-4	.852	2,427	2,192	NCAA 0-1
1960-61	Bruce Hale	20-7	.741	2,230	2,036	NIT 0-1
1961-62	Bruce Hale	14-12	.539	2,069	2,045	
1962-63	Bruce Hale	23-5	.821	2,509	2,201	NIT 1-1
1963-64	Bruce Hale	20-7	.741	2,575	2,352	NIT 0-1
1964-65	Bruce Hale	22-4	.846	2,558	2,190	
1965-66	Bruce Hale	15-11	.577	2,271	2,208	
1966-67	Bruce Hale	15-11	.577	2,126	2,091	
1967-68	Ron Godfrey	17-11	.607	2,368	2,419	
1968-69	Ron Godfrey	14-10	.583	1,985	2,048	
1969-70	Ron Godfrey	9-17	.346	2,293	2,521	
1970-71	Ron Godfrey	7-19	.269	2,143	2,373	

1971-85 No team

* Played only freshman opponents in first season

Played no senior colleges

^ First year at Division I level (T-No. 21 in victories and T-No. 22 in winning percentage all-time for a program in its first DI season)

NOTE: Miami's 183 victories from 1959-60 to 1960-69 placed No. 17 in the nation during the decade of the 1960s

YEAR-BY-YEAR COACHING RECORDS - 1985-PRESENT

Season	Coach	Overall	Pct.	Pts	Pts	Conference				Postseason	
				UM	Opp	Conf.	Record	Finish [^]	Tourn.	Record	
1985-86	Bill Foster	14-14	.500	2,006	2,131						
1986-87	Bill Foster	15-16	.491	2,332	2,335						
1987-88	Bill Foster	17-14	.548	2,453	2,400						
1988-89	Bill Foster	19-12	.613	2,809	2,778						
1989-90	Bill Foster	13-15	.464	2,014	2,132						
1990-91	Leonard Hamilton	9-19	.321	2,027	2,078						
1991-92	Leonard Hamilton	8-24	.250	1,941	2,160	BE	1-17	10 / 10	1-1		
1992-93	Leonard Hamilton	10-17	.370	1,929	2,004	BE	7-11	9 / 9	0-1		
1993-94	Leonard Hamilton	7-20	.259	1,690	1,909	BE	0-18	10 / 10	0-1		
1994-95	Leonard Hamilton	15-13	.536	1,831	1,888	BE	9-9	5 / 5	0-1	NIT	0-1
1995-96	Leonard Hamilton	15-13	.536	1,883	1,873	BE	8-10	7 / 7	1-1		
1996-97	Leonard Hamilton	16-13	.552	1,887	1,821	BE	9-9	7 / 7	1-1	NIT	0-1
1997-98	Leonard Hamilton	18-10	.642	1,962	1,836	BE	11-7	4 / 4	0-1	NCAA	0-1
1998-99	Leonard Hamilton	23-7	.767	2,178	1,950	BE	15-3	2 / 2	1-1	NCAA	1-1
1999-00	Leonard Hamilton	23-11	.676	2,346	2,127	BE	13-3	1 / 2	1-1	NCAA	2-1
2000-01	Perry Clark	16-13	.552	2,039	1,963	BE	8-8	6 / East 4	0-1	NIT	0-1
2001-02	Perry Clark	24-8	.750	2,395	2,156	BE	10-6	3 / East 2	1-1	NCAA	0-1
2002-03	Perry Clark	11-17	.393	1,956	1,924	BE	4-12	1 / East 6	0-1		
2003-04	Perry Clark	14-16	.467	2,148	2,067	BE	4-12	13		DNP	
2004-05	Frank Haith	16-13	.551	2,071	2,020	ACC	7-9	6 / 6	0-1	NIT	0-1
2005-06	Frank Haith	18-16	.529	2,308	2,213	ACC	7-9	7 / 8	1-1	NIT	2-1
2006-07	Frank Haith	12-20	.375	2,279	2,332	ACC	4-12	12 / 12	1-1		
2007-08	Frank Haith	23-11	.676	2,542	2,309	ACC	8-8	5 / 5	1-1	NCAA	1-1
2008-09	Frank Haith	19-13	.594	2,325	2,123	ACC	7-9	7 / 9	0-1	NIT	1-1
2009-10	Frank Haith	20-13	.606	2,390	2,136	ACC	4-12	12 / 12	2-1		
2010-11	Frank Haith	21-15	.583	2,579	2,433	ACC	6-10	9 / 9	1-1	NIT	2-1
2011-12	Jim Larrañaga	20-13	.606	2,332	2,181	ACC	9-7	4 / 6	1-1	NIT	1-1
2012-13	Jim Larrañaga	29-7	.806	2,509	2,181	ACC	15-3	1 / 1	3-0	NCAA	2-1
2013-14	Jim Larrañaga	17-16	.515	2,209	1,964	ACC	7-11	10 / 10	1-1		
2014-15	Jim Larrañaga	25-13	.658	2,592	2,404	ACC	10-8	6 / 6	1-1	NIT	4-1
2015-16	Jim Larrañaga	27-8	.771	2,633	2,359	ACC	13-5	2 / 3	1-1	NCAA	2-1
2016-17	Jim Larrañaga	21-12	.636	2,278	2,116	ACC	10-8	7 / 9	1-1	NCAA	0-1
2017-18	Jim Larrañaga	22-10	.686	2,361	2,173	ACC	11-7	3 / 3	0-1	NCAA	0-1
2018-19	Jim Larrañaga	14-18	.438	2,297	2,275	ACC	5-13	11 / 12	1-1		
2019-20	Jim Larrañaga	15-16	.484	2,207	2,270	ACC	7-13	10 / 9	0-1	canceled	
2020-21	Jim Larrañaga	10-17	.370	1,794	1,916	ACC	4-15	13 / 13	2-1		
2021-22	Jim Larrañaga	26-11	.703	2,736	2,603	ACC	14-6	4 / 4	1-1	NCAA	3-1
Totals	72 years	1,098-811	.575	138,498	131,059					NIT 11-12 / NCAA 11-11	

[^] Overall Finish / Conference Tournament Seed

Coach, Seasons	Years	Won	Lost	Pct.	Coach, Seasons	Win Pct.
Art Webb, 3 seasons	1926-28, 1930-31	18	12	.600	Tom McCann, 2	.811
Tom McCann, 2 seasons	1928-29, 1931-32	30	7	.811	Bruce Hale, 13	.663
Hart Morris, 10 seasons	1938-42, 1946-52	119	82	.592	W.H. Steers, 1	.615
W.H. Steers, 1 season	1945-46	8	5	.615	Jim Larrañaga, 10	.606
Dave Wike, 2 seasons	1952-54	14	22	.389	Art Webb, 3	.600
Bruce Hale, 13 seasons	1954-67	220	112	.663	Hart Morris, 10	.592
Ron Godfrey, 4 seasons	1967-71	47	57	.452	Frank Haith, 7	.561
Bill Foster, 5 seasons	1985-90	78	71	.523	Perry Clark, 4	.546
Leonard Hamilton, 10 seasons	1990-2000	144	147	.495	Bill Foster, 5	.523
Perry Clark, 4 seasons	2000-04	65	54	.546	Leonard Hamilton, 10	.495
Frank Haith, 7 seasons	2004-11	129	101	.561	Ron Godfrey, 4	.452
Jim Larrañaga, 11 seasons	2011-present	221	141	.610	Dave Wike, 2	.389
Totals, 72 Seasons	1926-present	1,098	811	.575		

NCAA TOURNAMENT HISTORY

1959-60* Midwest Region (First Round)

3/8/60	vs. *Western Kentucky	L	107-84	Lexington, Ky.
--------	-----------------------	---	--------	----------------

*No team seeds in 1959-60

1997-98 No. 11 seed — South Region (First Round)

3/13/98	vs. No. 6 UCLA	L	65-62	Atlanta, Ga.
---------	----------------	---	-------	--------------

1998-99 No. 2 seed — East Region (Second Round)

3/12/99	vs. No. 15 Lafayette	W	75-54	Boston, Mass.
3/14/99	vs. No. 10 Purdue	L	73-63	Boston, Mass.

1999-2000 No. 6 seed — South Region (Sweet 16)

3/17/00	vs. No. 11 Arkansas	W	75-71	Nashville, Tenn.
3/19/00	vs. No. 3 Ohio State	W	75-62	Nashville, Tenn.
3/24/00	vs. No. 7 Tulsa	L	80-71	Austin, Texas

2001-02 No. 5 seed — West Region (First Round)

3/14/02	vs. No. 12 Missouri	L	93-80	Albuquerque, N.M.
---------	---------------------	---	-------	-------------------

2007-08 No. 7 seed — South Region (Second Round)

3/21/08	vs. No. 10 St. Mary's (CA)	W	78-64	Little Rock, Ark.
3/23/08	vs. No. 2 Texas	L	75-72	Little Rock, Ark.

2012-13 No. 2 seed — East Region (Sweet 16)

3/22/13	vs. No. 15 Pacific	W	78-49	Austin, Texas
3/24/13	vs. No. 7 Illinois	W	63-59	Austin, Texas
3/28/13	vs. No. 3 Marquette	L	71-61	Washington, D.C.

2015-16 No. 3 seed — South Region (Sweet 16)

3/17/16	vs. No. 14 Buffalo	W	79-72	Providence, R.I.
3/19/16	vs. No. 11 Wichita State	W	65-57	Providence, R.I.
3/24/16	vs. No. 2 Villanova	L	92-69	Louisville, Ky.

2016-17 No. 8 seed — Midwest Region (First Round)

3/17/17	vs. No. 9 Michigan State	L	78-58	Tulsa, Okla.
---------	--------------------------	---	-------	--------------

2017-18 No. 6 seed — South Region (First Round)

3/15/18	vs. No. 11 Loyola Chicago	L	64-62	Dallas, Texas
---------	---------------------------	---	-------	---------------

2021-22 No. 10 seed — Midwest Region (Elite Eight)

3/18/22	vs. No. 7 Southern Cal	W	68-66	Greenville, S.C.
3/20/22	vs. No. 2 Auburn	W	79-61	Greenville, S.C.
3/25/22	vs. No. 11 Iowa State	W	70-56	Chicago, Ill.
3/27/22	vs. No. 1 Kansas	L	76-50	Chicago, Ill.

NCAA Tournament

NCAA Appearances: 11
 Overall Record: 11-11
 Sweet 16 Appearances: 4
 Elite Eight Appearances: 1

By Round	W	L	Pct.	First	Last
First Round	6	5	.600	1998	2022
Second Round	4	2	.667	1999	2022
Sweet 16	1	3	.250	2000	2022
Elite Eight	0	1	.000	2022	2022

Record

By Opponent	W	L
Arkansas	1	0
Auburn	1	0
Buffalo	1	0
Iowa State	1	0
Illinois	1	0
Kansas	0	1
Lafayette	1	0
Loyola Chicago	0	1
Marquette	0	1
Michigan State	0	1
Missouri	0	1
Ohio State	1	0
Pacific	1	0
Purdue	0	1
St. Mary's (CA)	1	0
Southern Cal	1	0
Texas	0	1
Tulsa	0	1
UCLA	0	1
Villanova	0	1
Western Kentucky	0	1
Wichita State	1	0

By Opponent Conference (at time of game)

	W	L
Big 12	1	3
BIG EAST	0	2
Big Ten	2	2
Big West	1	0
MAC	1	0
Missouri Valley	1	1
Ohio Valley	0	1
PAC-12	1	1
Patriot	1	0
SEC	2	0
WAC	0	1
West Coast	1	0

By Miami's Seed

	W	L
No. 2	3	2
No. 3	2	1
No. 5	0	1
No. 6	2	2
No. 7	1	1
No. 8	0	1
No. 10	3	1
No. 11	0	1

By Opponent Seed

	W	L
No. 1	0	1
No. 2	1	2
No. 3	1	1
No. 6	0	1
No. 7	2	1
No. 9	0	1
No. 10	1	1
No. 11	3	1
No. 12	0	1
No. 14	1	0
No. 15	2	0

NCAA TOURNAMENT TEAMS

1959-60

NCAA Tournament

Season Record: 23-4

Bruce Hale, Head Coach

12/1	Rollins	W	110-86
12/3	Jacksonville	W	106-98
12/5	Tampa	W	98-65
12/9	at Houston	W	72-63
12/10	at Centenary	L	77-84
12/12	at Loyola (La.)	W	86-70
12/14	Murray State	W	92-80
12/19	Florida	W	79-77
12/21	at Miami (Ohio)	W	83-78
12/28	vs. BYU ^	W	110-93
12/29	vs. Xavier ^	W	87-69
1/2	South Carolina	W OT	107-106
1/7	at Iona	W	69-67
1/13	at Jacksonville	W OT	78-70
1/14	at Florida	W	70-65
1/16	at Florida State	W	93-91
1/23	Houston	L	79-88
1/29	Oklahoma City	W	97-84
2/2	at Rollins	W	90-79
2/3	at Tampa	W	74-73
2/4	at Stetson	W	94-86
2/6	at Florida Southern	W	88-71
2/11	Stetson	L	72-73
2/18	Florida Southern	W	121-85
2/22	Kentucky Wesleyan	W	104-95
2/27	Florida State	W	107-89
3/8	vs. Western Kentucky\$	L	84-107
Season Totals			2427-2192

^ Hurricane Classic

\$ NCAA Tournament (Lexington, Ky.)

NO.	PLAYER	POS.	YR.
11	Dave Landis	G	JR
12	Ron Godfrey	F	JR
13	Dick Hickox	G	JR
14	Dod Hammond	F	SO
15	Harry Manushaw	C	JR
20	Bruce Applegate	F	JR
22	Martin Snider	G	JR
23	Ken Allen	G	SO
24	Chris Stavreti	G	SO
25	Julie Cohen	G	SO
31	Jack Spisak	F	SO
32	Bruce Shapiro	G	SO

1997-98

NCAA Tournament

Season Record: 18-10 (11-7 BIG EAST)

Leonard Hamilton, Head Coach

11/14	at Southern Illinois	W	73-61
11/16	Florida Atlantic	W	69-47
11/21	Charlotte	W	89-72
11/24	Eastern Kentucky	W	86-64
11/29	at Jacksonville	W	74-70
12/2	Rutgers*	W	63-55
12/6	Georgetown*	W	66-56
12/12	Georgia State	W	80-64
12/22	at Memphis	W	65-57
12/27	Georgia Tech+	L	61-69
12/31	at Seton Hall*	W	78-65
1/3	at Pittsburgh*	W	73-65
1/6	Connecticut*	W	76-67
1/10	at West Virginia*	L	84-98
1/13	at St. John's*	L	64-73
1/18	at Syracuse*	L	67-85
1/22	Villanova*	W	78-63
1/28	at Boston College*	W	67-57
1/31	at Villanova*	L	75-78
2/4	Providence*	W	64-54
2/10	Syracuse*	L	63-72
2/14	Notre Dame*	W	66-57
2/18	at Providence*	L	57-59
2/22	at Notre Dame*	W	65-59
2/24	Seton Hall*	L	71-76
2/28	West Virginia*	W	70-66
3/4	vs. Georgetown#	L	56-62
3/13	vs. UCLA\$	L	62-65
Season Totals:			1962-1836

* BIG EAST Game

+ Orange Bowl Classic (Miami, Fla.)

BIG EAST Tournament (New York, N.Y.)

\$ NCAA Tournament (Atlanta, Ga.)

NO.	PLAYER	POS.	YR.
3	Mike Byars-Dawson	G	FR
10	Kevin Norris	G	SR
11	Jeremiah Schlie	F	FR
13	Steve Frazier	G	SR
14	Todd Manuel	G	FR
15	Nick Donovan	F	JR
20	Charles Wiseman	G	SO
21	Mike Curcio	G	JR
22	Jaime Waggoner	G	SR
30	Vernon Jennings	G/F	SO
31	Johnny Hemsley	G/F	SO
32	Lucas Barnes	G/F	SO
34	Dwayne Wimbley	F	FR
40	Tim James	F	JR
44	Elton Tyler	F	FR
51	Mario Bland	F	SO



NCAA TOURNAMENT TEAMS

1998-99

NCAA Tournament — Second Round
Season Record: 23-7 (15-3 BIG EAST)
Leonard Hamilton, Head Coach

11/13	at Florida Atlantic	W	97-73
11/23	at Charlotte	L	59-66
11/27	Northern Iowa	W	78-69
12/5	at Kentucky	L	65-74
12/8	Boston College*	W	77-64
12/11	UCF	W	66-56
12/18	at Georgia State	W	76-55
12/22	Memphis	W	80-64
12/27	vs. Ohio State+	W	72-64
12/30	at Georgetown*	W	64-63
1/6	St. John's*	W	84-79
1/9	Notre Dame*	L	68-71
1/13	at Rutgers*	W	74-62
1/16	at West Virginia*	W	64-55
1/20	Connecticut*	L	68-70
1/24	at Boston College*	W	75-67
1/27	Seton Hall*	W	77-71
1/30	at Pittsburgh*	L	54-60
2/3	at St. John's*	W	73-70
2/6	Georgetown*	W	71-58
2/8	at Syracuse*	W	76-63
2/13	at Providence*	W	69-65
2/16	Villanova*	W	103-82
2/20	at Connecticut*	W	73-71
2/23	Pittsburgh*	W	85-52
2/27	Rutgers*	W	68-63
3/4	vs. Georgetown#	W	65-54
3/5	vs. St. John's#	L	59-62
3/12	vs. Lafayette\$	W	75-54
3/14	vs. Purdue\$	L	63-73
Season Totals:			2178-1950

* BIG EAST Game

+ Orange Bowl Classic (Sunrise, Fla.)

BIG EAST Tournament (New York, N.Y.)

\$ NCAA Tournament (Boston, Mass.)

NO.	PLAYER	POS.	YR.
3	Mike Byars-Dawson	G	SO
4	Michael Simmons	G	FR
5	John Salmons	F	FR
11	Jeremiah Schlie	F	SO
13	João Paulo Coelho	G	FR
14	Todd Manuel	G	SO
15	Nick Donovan	F	SR
30	Vernon Jennings	G/F	JR
31	Johnny Hemsley	G/F	JR
34	Dwayne Wimbley	F	SO
40	Tim James	F	SR
42	Kevin Houston	G/F	JR
44	Elton Tyler	F	SO
51	Mario Bland	F	JR

1999-2000

NCAA Tournament — Sweet 16
Season Record: 23-11 (13-3 BIG EAST)
BIG EAST Regular Season Co-Champions
Leonard Hamilton, Head Coach

11/19	at UCF	W	81-54
11/23	[24] Monmouth	W	67-46
11/30	[25] Bethune-Cookman	W	102-75
12/4	at Memphis	L	72-82
12/7	Charlotte	L	65-75
12/11	Hartford	W	97-61
12/18	vs. #7/9 North Carolina+	L	78-68
12/20	vs. Louisiana^	L	60-66
12/21	vs. Detroit^	W	68-64
12/22	vs. Illinois State^	L	78-87
12/27	Florida Atlantic	W	89-52
12/29	Quinnipiac	W	80-66
1/5	West Virginia*	W	66-58
1/8	#7/8 Syracuse*	L	55-67
1/11	at Seton Hall*	W	71-64
1/15	at Georgetown*	L	61-65
1/17	at Villanova*	W	67-66
1/22	Boston College*	W	62-54
1/25	at Notre Dame*	W	63-49
1/29	#16/18 Kentucky	L	57-60
2/1	Pittsburgh*	W	64-60
2/5	at Rutgers*	W	58-52
2/7	Georgetown*	W	77-55
2/16	Providence*	L	45-47
2/19	at #18/18 Connecticut*	W	63-57
2/22	at West Virginia*	W	68-50
2/26	Notre Dame*	W	55-52
2/29	at Pittsburgh*	W	74-66
3/5	#18/21 St. John's*	W	74-70
3/9	[23] vs. Notre Dame#	W	61-58
3/10	[23] vs. #19/20 St. John's#	L	57-58
3/17	[23/25] vs. Arkansas\$	W	75-71
3/19	[23/25] vs. #8/8 Ohio State\$	W	75-62
3/24	[23/25] vs. #18/19 Tulsa\$\$	L	71-80
Season Totals:			2346-2127

* BIG EAST Game

+ Orange Bowl Classic (Sunrise, Fla.)

^ San Juan Shootout (San Juan, P.R.)

BIG EAST Tournament (New York, N.Y.)

\$ NCAA Tournament (Nashville, Tenn.)

\$\$ NCAA Tournament (Austin, Texas)

NO.	PLAYER	POS.	YR.
0	Leroy Hurd	G/F	FR
3	Michael Simmons	G	SO
11	Jerry Schlie	F	JR
13	João Paulo Coelho	G	SO
25	Elton Tyler	F	JR
30	Vernon Jennings	G/F	SR
31	Johnny Hemsley	G/F	SR
33	James Jones	F	FR
34	Dwayne Wimbley	F	JR
45	John Salmons	F	SO
51	Mario Bland	F	JR

NCAA TOURNAMENT TEAMS

2001-02

NCAA Tournament

Season Record: 24-8 (10-6 BIG EAST)

Perry Clark, Head Coach

11/18	vs. Eastern Michigan ^	W	93-56
11/19	vs. UAB ^	W	81-79
11/20	vs. Clemson ^	W	67-65
11/24	Lafayette	W	79-69
11/26	Florida Atlantic	W	74-48
11/29	Howard	W	87-71
12/3	FIU	W	77-59
12/8	at Texas A&M	W	64-55
12/15	vs. #21/24 Indiana+	W	58-53
12/18	Florida A&M	W	90-62
12/22	Charlotte	W	64-56
12/27	[24/23] at LSU	W	68-61
12/30	[24/23] St. Francis (PA)	W	71-48
1/2	[21] at #23/24 Georgetown*	W	79-71
1/5	[21] at Connecticut*	L	75-76
1/8	[21/20] at St. John's*	L	60-71
1/12	[21/20] at Virginia Tech*	W	77-68
1/15	[24/20] Pittsburgh*	W 2OT	76-69
1/19	[24/20] Providence*	W OT	102-96
1/24	[22/19] Villanova*	W	76-58
1/29	[15/16] Boston College*	L	65-70
2/2	[15/16] #17/22 Connecticut*	W	68-66
2/5	[12/11] at Villanova*	W	65-56
2/10	[12/11] at Boston Coll.*	L	63-76
2/13	[13/11] St. John's*	W	79-56
2/17	[13/11] at Rutgers*	L	61-64
2/23	[17/13] Notre Dame*	L	77-90
2/26	[22/18] at Providence*	W	81-65
3/2	[22/18] Virginia Tech*	W	83-77
3/7	[21] vs. Georgetown #	W	84-76
3/8	[21] vs. #7 Pittsburgh #	L	71-76
3/14	[21] vs. Missouri\$	L	80-93
Season Totals:			2395-2156

* BIG EAST Game

^ Virgin Islands Paradise Jam (St. Thomas, U.S.V.I.)

+ Orange Bowl Classic (Miami, Fla.)

BIG EAST Tournament (New York, N.Y.)

\$ NCAA Tournament (Albuquerque, N.M.)

NO.	PLAYER	POS.	YR.
1	Michael Simmons	G	JR
2	Kahleaf Watson	G	FR
4	Marcus Barnes	G	SO
5	John Salmons	F	SR
10	Brandon Okpalobi	G	SO
11	Jerry Schlie	F	SR
12	Rafael Berumen	F/C	JR
13	Paulo Coelho	G	JR
14	Rodrigue Djahue	F	SO
20	Danny Marakovits	G	SO
21	Darius Rice	F	SO
25	Elton Tyler	F/C	SR
33	James Jones	F	JR
34	William Frisby	F	SO

2007-08

NCAA Tournament — Second Round

Season Record: 23-11 (8-8 ACC)

Frank Haith, Head Coach

11/9	Florida Southern	W	104-61
11/15	vs. Marist ^	W	85-61
11/16	vs. VCU ^	W	69-63
11/18	vs. Providence ^	W	64-58
11/24	Morgan State	W	55-51
11/28	Alabama State	W	83-74
12/2	St. John's	W	66-47
12/8	at Florida International	W	67-53
12/13	at Mississippi State	W	64-58
12/17	[22] Stetson	W	89-53
12/20	[22] North Florida	W	85-63
12/23	[22] North Carolina A&T	W	95-64
12/29	[19] vs. Winthrop+	L	70-76
1/2	Penn	W	88-62
1/12	[25] Georgia Tech*	W	78-68
1/15	[15/24] at Boston College*	L	66-76
1/19	[21/24] at NC State*	L OT	77-79
1/23	#5/4 North Carolina*	L	82-98
1/27	#25 Clemson*	W	75-72
1/29	at Wake Forest*	L	68-70
2/2	at #3/3 Duke*	L	73-88
2/6	Florida State*	L	55-62
2/9	at Virginia Tech*	W	74-71
2/17	at Georgia Tech*	W	64-63
2/20	#5/4 Duke*	W	96-95
2/23	Maryland*	W	78-63
2/27	at Clemson*	L	69-79
3/1	Virginia*	W	95-93
3/5	Boston College*	W	74-61
3/8	at Florida State*	L OT	72-75
3/13	vs. NC State #	W	63-50
3/14	vs. Virginia Tech #	L	49-63
3/21	vs. St. Mary's (CA)\$	W	78-64
3/23	vs. #7/7 Texas\$	L	72-75
Season Totals:			2542-2309

* ACC Game

^ Puerto Rico Tip-Off (San Juan, P.R.)

+ Orange Bowl Classic (Sunrise, Fla.)

ACC Tournament (Charlotte, N.C.)

\$ NCAA Tournament (Little Rock, Ark.)

NO.	PLAYER	POS.	YR.
00	Jimmy Graham	F	JR
1	Lance Hurdle	G	JR
5	Eddie Rios	G	FR
10	Landon Glover	G	SR
21	Dwayne Collins	F	SO
22	Fabio Nass	F	SR
23	James Dews	G	SO
25	Jonathan Stratton	G	SR
30	Adrian Thomas	F	RSO
32	Brian Asbury	F	JR
33	Jack McClinton	G	JR
42	Raymond Hicks	F	SR
50	Anthony King	C	RSR

NCAA TOURNAMENT TEAMS

2012-13

NCAA Tournament — Sweet 16
Season Record: 29-7 (15-3 ACC)
Jim Larrañaga, Head Coach

11/9	Stetson	W	87-79
11/13	at Florida Gulf Coast	L	51-63
11/16	Jacksonville	W	73-57
11/24	Detroit	W	77-62
11/28	#13/14 Michigan State@	W	67-59
12/1	at UMass	W	75-62
12/14	Charlotte	W	77-46
12/18	at UCF	W	72-50
12/22	vs. Hawaii ^	W	73-58
12/23	vs. #4/5 Arizona ^	L	50-69
12/25	vs. Indiana State ^	L OT	55-57
1/2	La Salle	W	76-59
1/5	at Georgia Tech*	W	62-49
1/10	at North Carolina*	W	68-59
1/13	Maryland*	W	54-47
1/16	at Boston College*	W	60-59
1/23	[25] #1/1 Duke*	W	90-63
1/27	[25] Florida State*	W	71-47
1/30	[14/15] at Virginia Tech*	W	73-64
2/2	[14/15] at #19/19 NC State*	W	79-78
2/5	[8/11] Boston College*	W	72-50
2/9	[8/11] North Carolina*	W	87-61
2/13	[3/4] at Florida State*	W	74-68
2/17	[3/4] at Clemson*	W	45-43
2/19	[2/2] Virginia*	W	54-50
2/23	[2/2] at Wake Forest*	L	65-80
2/27	[5/7] Virginia Tech*	W	76-58
3/2	[5/7] at #3/3 Duke*	L	76-79
3/6	[6/7] Georgia Tech*	L	69-71
3/9	[6/7] Clemson*	W	62-49
3/15	[9/10] Boston College #	W	69-58
3/16	[9/10] NC State #	W	81-71
3/17	[9/10] North Carolina #	W	87-77
3/22	[5/4] Pacific\$	W	78-49
3/24	[5/4] Illinois\$	W	63-59
3/28	[5/4] #15/16 Marquette\$\$	L	61-71

* ACC Game

^ Diamond Head Classic (Honolulu, Hawaii)

@ ACC/Big Ten Challenge

ACC Tournament (Greensboro, N.C.)

\$ NCAA Tournament (Austin, Texas)

\$\$ NCAA Tournament (Washington, D.C.)

NO.	PLAYER	POS.	YR.
0	Shane Larkin	G	SO
1	Durand Scott	G	SR
3	Steve Sorenson	G	FR
4	Trey McKinney Jones	G	SR
10	Raphael Akpejori	F	JR
12	Justin Heller	G	JR
15	Rion Brown	G	JR
21	Erik Swoope	F	JR
23	Tonye Jekiri	C	FR
25	Garrus Adams	G	SR
35	Kenny Kadji	F/C	SR
42	Reggie Johnson	C	SR
45	Julian Gamble	F/C	SR

2015-16

NCAA Tournament — Sweet 16
Season Record: 27-8 (13-5 ACC)
Jim Larrañaga, Head Coach

11/13	UT Rio Grande Valley	W	86-59
11/16	Louisiana	W	93-77
11/19	vs. Mississippi State ^	W	105-79
11/20	vs. No. 16 Utah ^	W	90-66
11/22	vs. No. 22/20 Butler ^	W	85-75
11/27	[15/19] Northeastern	L	77-78
12/1	[21] at Nebraska@	W OT	77-72
12/5	[21] Charlotte	W	88-60
12/8	[17/20] Florida	W	66-55
12/19	[15/19] Coll. of Charleston	W	85-63
12/22	[13/16] at La Salle	W	95-49
12/29	[13/15] Princeton	W	76-64
1/2	[13/15] Syracuse*	W	64-51
1/9	[12/11] Florida State*	W	72-59
1/12	[8/9] at #13/11 Virginia*	L	58-66
1/16	[8/9] at Clemson*	L	65-76
1/20	[15/14] at Boston College*	W	67-53
1/23	[15/14] Wake Forest*	W	77-63
1/25	[15/13] No. 24/20 Duke*	W	80-69
1/30	[15/13] at RV NC State*	L	69-85
2/3	[17/15] RV Notre Dame*	W	79-70
2/7	[17/15] at Georgia Tech*	W	75-68
2/9	[12/11] -/RV Pittsburgh*	W	65-63
2/14	[12/11] at Florida State*	W	67-65
2/17	[11/10] Virginia Tech*	W	65-49
2/20	[11/10] at No. 5/4 UNC*	L	71-96
2/22	[12/11] No. 3 Virginia*	W	64-61
2/27	[12/11] No. 11/- Louisville*	W	73-65
3/2	[7] at RV Notre Dame*	W	68-50
3/5	[7] at Virginia Tech*	L	62-77
3/10	[11] #3 vs. #6 Virginia Tech #	W	88-82
3/11	[11] vs. #2 No. 3 Virginia #	L	68-73
3/17	[10/11] #3 vs. #14 Buffalo\$	W	79-72
3/19	[10/11] vs. #11 Wichita State\$\$	W	65-57
3/24	[10/11] vs. #2 No. 6 Villanova\$\$	L	69-92

* ACC Game

^ Puerto Rico Tip-Off (San Juan, P.R.)

@ Big Ten/ACC Challenge

ACC Tournament (Washington, D.C.)

\$ NCAA Tournament (Providence, R.I.)

\$\$ NCAA Tournament (Louisville, Ky.)

NO.	PLAYER	POS.	YR.
0	Ja'Quan Newton	G	SO
3	Anthony Lawrence Jr.	G	FR
5	Davon Reed	G	JR
10	Sheldon McClellan	G	RSR
12	James Palmer	G	SO
13	Angel Rodriguez	G	RSR
15	Ebuka Izundu	C	FR
20	Mike Robinson	G	FR
21	Kamari Murphy	F	RJR
23	Tonye Jekiri	C	SR
33	Ivan Cruz Uceda	F	SR
35	Chris Stowell	F	SR

NCAA TOURNAMENT TEAMS

2016-17

NCAA Tournament — First Round

Season Record: 21-12 (10-8 ACC)

Jim Larrañaga, Head Coach

11/11	Western Carolina	W	92-43
11/16	at North Florida	W	94-56
11/19	Penn	W	74-62
11/24	Stanford ^	W	67-53
11/25	#21/22 Iowa State ^	L	56-73
11/27	Florida ^	L	56-65
11/30	Rutgers@	W	73-61
12/3	Wofford %	W	74-57
12/6	South Carolina State	W	82-46
12/16	Florida Atlantic	W	76-56
12/22	George Washington>	W	72-64
12/28	Columbia	W	78-67
12/31	NC State*	W	81-63
1/4	at Syracuse*	L	55-70
1/12	#20 Notre Dame*	L	62-67
1/14	at Pittsburgh*	W	72-46
1/18	at Wake Forest*	L	79-96
1/21	at #18 Duke*	L	58-70
1/25	Boston College*	W	78-77
1/28	#9/6 North Carolina*	W	77-62
2/1	#15/16 Florida State*	L	57-75
2/4	at NC State*	W	84-79
2/8	Virginia Tech*	W	74-68
2/11	at #4 Louisville*	L	66-71
2/15	Georgia Tech*	W	70-61
2/18	Clemson*	W	71-65
2/20	at #18/19 Virginia*	W OT	54-48
2/25	#10/11 Duke*	W	55-50
2/27	[25] at Virginia Tech*	L	61-66
3/4	[25] at #15/17 Florida State*	L	57-66
3/8	vs. Syracuse #	W	62-57
3/9	vs. #6 North Carolina #	L	53-78
3/17	vs. Michigan State\$	L	58-78

* ACC Game

^ AdvoCare Invitational (Orlando, Fla.)

@ ACC/Big Ten Challenge

% Hoophall Miami Invitational (Miami, Fla.)

ACC Tournament (Brooklyn, N.Y.)

\$ NCAA Tournament (Tulsa, Okla.)

> 1,000th program victory

NO.	PLAYER	POS.	YR.
0	Ja'Quan Newton	G	JR
2	Mike Robinson	G	SO
3	Anthony Lawrence Jr.	G	SO
4	Dejan Vasiljevic	G	FR
5	Davon Reed	G	SR
11	Bruce Brown	G	FR
14	Rodney Miller	C	FR
15	Ebuka Izundu	C	SO
20	Dewan Huell	F	FR
21	Kamari Murphy	F	RSR
32	Sam Waardenburg	F	FR
35	Chris Stowell	F	JR

2017-18

NCAA Tournament — First Round

Season Record: 22-10 (11-7 ACC)

Jim Larrañaga, Head Coach

11/10	[13/12] Gardner-Webb	W	77-45
11/12	[13/12] Navy	W	89-55
11/16	[11/12] Florida A&M	W	90-59
11/22	[11/11] vs. La Salle+	W	57-46
11/25	[11/11] North Florida	W	86-65
11/29	[10/13] at #12/12 Minnesota@	W	86-81
12/2	[10/13] vs. Princeton%	W	80-52
12/5	[10/11] Boston University	W	69-54
12/16	[6/8] at George Washington	W	59-50
12/23	[6/7] at Hawaii^	W	75-57
12/23	[6/7] vs. New Mexico State^	L	54-63
12/25	[15/16] vs. Middle Tennessee^	W	84-81
12/30	[15/16] at Pittsburgh*	W	67-53
1/3	[15/17] at Georgia Tech*	L	54-64
1/7	[15/17] #24/RV Florida State*	W	80-74
1/13	[18/19] at No. 19/17 Clemson*	L	63-72
1/15	[25/23] #5/5 Duke*	L	75-83
1/21	[25/23] at NC State*	W	86-81
1/24	[RV/24] Louisville*	W OT	78-75
1/27	[RV/24] at Florida State*	L OT	94-103
1/31	Pittsburgh*	W	69-57
2/3	at Virginia Tech*	W	84-75
2/7	[25/25] Wake Forest*	W	87-81
2/10	[25/25] at Boston College*	L	70-72
2/13	#1/3 Virginia*	L	50-59
2/17	Syracuse*	L	55-62
2/19	at Notre Dame*	W	77-74
2/24	Boston College*	W	79-78
2/27	at #9/9 North Carolina*	W	91-88
3/3	Virginia Tech*	W	69-68
3/8	[24/25] vs. #12/11 N. Carolina#	L	65-82
3/15	[22/24] vs. Loyola Chicago\$	L	62-64

* ACC Game

+ Reading, Pa.

@ Big Ten/ACC Challenge

% Hoophall Miami Invitational (Miami, Fla.)

^ Hawaiian Airlines Diamond Head Classic (Honolulu, Hawaii)

ACC Tournament (Brooklyn, N.Y.)

\$ NCAA Tournament (Dallas, Texas)

NO.	PLAYER	POS.	YR.
0	Ja'Quan Newton	G	SR
1	Dejan Vasiljevic	G	SO
2	Chris Lykes	G	FR
3	Anthony Lawrence II	G	JR
4	Lonnie Walker IV	G	FR
5	Mike Robinson	G	SR
10	Miles Wilson	G	SO
11	Bruce Brown Jr.	G	SO
14	Rodney Miller Jr.	C	SO
15	Ebuka Izundu	C	JR
20	Dewan Huell	F	SO
21	Sam Waardenburg	F	FR
22	Deng Gak	F	FR
35	Chris Stowell	F	SR

NCAA TOURNAMENT TEAMS

2021-22

NCAA Tournament — Elite Eight
Season Record: 26-11 (14-6 ACC)
Jim Larrañaga, Head Coach

11/9	Canisius	W	77-67
11/13	UCF	L	89-95
11/16	at Florida Atlantic	W	68-66
11/21	Florida A&M	W	86-59
11/25	vs. Dayton [^]	L	60-76
11/26	vs. North Texas [^]	W	69-63
11/28	vs. #10/9 Alabama [^]	L	64-96
12/1	at Penn State [@]	W	63-58
12/4	Clemson [*]	W	80-75
12/8	Lipscomb	W	76-59
12/12	vs. Fordham [%]	W	72-66
12/20	Stetson	W	82-72
12/29	NC State [*]	W	91-83
1/1	Wake Forest [*]	W	92-84
1/5	Syracuse [*]	W	88-87
1/8	at #2/2 Duke [*]	W	76-74
1/11	at Florida State [*]	L	64-65
1/18	North Carolina [*]	W	85-57
1/22	Florida State [*]	L	60-61
1/26	at Virginia Tech [*]	W	78-75
1/29	at Georgia Tech [*]	W	73-62
2/2	Notre Dame [*]	L	64-68
2/5	at Virginia [*]	L	58-71
2/9	Georgia Tech [*]	W	79-70
2/12	at #RV/25 Wake Forest [*]	W	76-72
2/16	at Louisville [*]	W	70-63
2/19	Virginia [*]	W	71-74
2/22	at Pittsburgh [*]	W	85-64
2/26	Virginia Tech [*]	L	70-71
3/2	at Boston College ^{*<}	W	81-70
3/5	at Syracuse	W	75-72
3/10	vs. Boston College [#]	W OT	71-69
3/11	vs. #7/7 Duke [#]	L	76-80
3/18	vs. #21/22 Southern Cal ^{\$}	W	68-66
3/20	vs. #8/7 Auburn ^{\$}	W	79-61
3/25	vs. Iowa State ^{\$\$}	W	70-56
3/27	vs. #3/3 Kansas ^{\$\$}	L	50-76

* ACC Game

[^] ESPN Events Invitational (Kissimmee, Fla.)

[@] Big Ten/ACC Challenge

[%] Basketball HOF Invitational (Brooklyn, N.Y.)

[<] Jim Larrañaga's 221st win at Miami (record)

[#] ACC Tournament (Brooklyn, N.Y.)

^{\$} NCAA Tournament (Greenville, S.C.)

^{\$\$} NCAA Tournament (Chicago, Ill.)

NO.	PLAYER	POS.	YR.
1	Anthony Walker	F	3-Y So.
2	Isaiah Wong	G	3-Y So.
3	Charlie Moore	G	6-Y RSr.
4	Bensley Joseph	G	Fr.
5	Harlond Beverly	G	3-Y So.
10	Filippos Gkogkos	G	3-Y So.
11	Jordan Miller	G	4-Y Jr.
13	Jakai Robinson	G	Fr.
14	Rodney Miller Jr.	C	6-Y RSr.
21	Sam Waardenburg	F	6-Y RSr.
22	Deng Gak	F	5-Y R Jr.
23	Kameron McGusty	G	6-Y RSr.
32	Thomas Oosterbroek	F	Fr.
55	Wooga Poplar	G	Fr.

NIT HISTORY

1960-61 (First Round)

3/16/61	vs. Saint Louis	L	58-56	New York, N.Y.
---------	-----------------	---	-------	----------------

1962-63 (Second Round)

3/16/63	vs. St. Francis Brooklyn	W	71-70	New York, N.Y.
3/19/63	vs. Providence	L	106-96	New York, N.Y.

1963-64 (First Round)

3/12/64	vs. St. Joseph's (Pa.)	L	86-76	New York, N.Y.
---------	------------------------	---	-------	----------------

1994-95 (First Round)

3/15/95	at Penn State	L	62-56	University Park, Pa.
---------	---------------	---	-------	----------------------

1996-97 (First Round)

3/13/97	at Michigan	L	76-63	Ann Arbor, Mich.
---------	-------------	---	-------	------------------

2000-01 (First Round)

3/14/01	at Auburn	L	60-58	Auburn, Ala.
---------	-----------	---	-------	--------------

2004-05 (First Round)

3/15/05	at South Carolina	L	69-67	Columbia, S.C.
---------	-------------------	---	-------	----------------

2005-06 Miami - No. 3 Seed (Quarterfinals)

3/15/06	No. 6 Oklahoma State	W	62-59	Coral Gables, Fla.
3/20/06	at No. 2 Creighton	W	53-52	Omaha, Neb.
3/22/06	at No. 1 Michigan	L	71-65	Ann Arbor, Mich.

2008-09 Miami - No. 4 Seed (Second Round)

3/18/09	at No. 5 Providence	W	78-66	Providence, R.I.
3/20/09	at No. 1 Florida	L	74-60	Gainesville, Fla.

2010-11 Miami - No. 2 Seed (Quarterfinals)

3/16/11	No. 7 Florida Atlantic	W	85-62	Coral Gables, Fla.
3/21/11	No. 3 Missouri State	W	81-72	Coral Gables, Fla.
3/23/11	at No. 1 Alabama	L	79-64	Tuscaloosa, Ala.

2011-12 Miami - No. 2 Seed (Second Round)

3/14/12	No. 7 Valparaiso	W	66-50	Coral Gables, Fla.
3/19/12	No. 6 Minnesota	L	78-60	Coral Gables, Fla.

2014-15 Miami - No. 2 Seed (Runner-Up)

3/17/15	No. 7 NC Central	W	75-71	Coral Gables, Fla.
3/21/15	No. 6 Alabama	W	73-66	Coral Gables, Fla.
3/24/15	No. 1 Richmond	W	63-61	Richmond, Va.
3/31/15	No. 1 Temple	W	60-57	New York, N.Y.
4/2/15	No. 2 Stanford	L	66-64 OT	New York, N.Y.

NIT

NIT Appearances: 12
 Overall Record: 11-12
 Quarterfinal Appearance: 3
 Semifinal Appearances: 1
 Championship Appearances: 1

Record

By Opponent	W	L
Alabama	1	1
Auburn	0	1
Creighton	1	0
Florida	0	1
Florida Atlantic	1	0
Michigan	0	2
Minnesota	0	1
Missouri State	1	0
NC Central	1	0
Oklahoma State	1	0
Penn State	0	1
Providence	1	1
Richmond	1	0
South Carolina	0	1
St. Francis Brooklyn	1	0
St. Joseph's (Pa.)	0	1
St. Louis	0	1
Stanford	0	1
Temple	1	0
Valparaiso	1	0

By Opponent Conference (at time of game)

Conference	W	L
American	1	0
Big 12	1	0
Big East	1	0
Big Ten	0	4
Colonial	1	0
Horizon	1	0
Independents	0	1
Mid-Eastern	1	0
Missouri Valley	2	1
MTNY	1	0
Pac 12	0	1
SEC	1	4
Sun Belt	1	0

By Miami's Seed (Since 2005-06)

Seed	W	L
No. 2	7	3
No. 3	2	1
No. 4	1	1

By Opponent Seed (Since 2005-06)

Seed	W	L
No. 1	2	3
No. 2	1	1
No. 3	1	0
No. 5	1	0
No. 6	2	1
No. 7	3	0



NIT TEAMS

1960-61

National Invitation Tournament

Season Record: 20-7

Bruce Hale, Head Coach

12/1	at Rollins	W	80-62
12/3	Tampa	W	93-64
12/6	at Santa Clara	L	65-66
12/8	at San Francisco	W	68-56
12/10	at BYU	L	80-112
12/15	Florida Southern	W	87-54
12/17	Florida	W	93-74
12/28	vs. Army!	W	82-75
12/29	vs. Holy Cross!	W	77-71
1/4	Miami (Ohio)	W OT	102-100
1/7	at La Salle	L	74-88
1/11	at Florida	L	73-81
1/13	at Jacksonville	W OT	93-84
1/14	at Florida State	L	78-89
1/21	Houston	W	89-78
1/26	Centenary	W	86-74
1/30	Louisville	W	71-69
2/1	Rollins	W	103-75
2/3	at Stetson	W	91-84
2/4	at Florida Southern	W	92-80
2/11	Loyola (La.)	W	65-61
2/15	Stetson	W	91-84
2/18	at Tampa	W	108-99
2/20	Jacksonville	W	96-80
2/23	Morehead State	W	85-70
2/25	Florida State	W	75-73
3/16	vs. Saint Louis\$	L	56-58
Season Totals:			2230-2036

1962-63

National Invitation Tournament

Season Record: 23-5

Bruce Hale, Head Coach

11/30	Florida	W OT	91-87
12/4	at Boston College	W	72-69
12/6	at Rhode Island	W	88-80
12/8	at Providence	W	82-75
12/13	Florida Southern	W	116-93
12/21	#12 Duke	W	71-69
12/27	vs. Cornell!	W	94-85
12/28	vs. Pittsburgh!	W	86-85
1/3	[15] at St. John's	W	67-59
1/4	[15] at La Salle	L	76-78
1/9	at Jacksonville	W	103-91
1/10	at Florida	W	86-77
1/12	at Florida State	L OT	74-77
1/19	St. Peter's	W	99-75
1/24	Houston	W	71-70
1/29	at Tampa	W	78-76
1/30	[18] at Rollins	W	120-72
2/1	[18] at Stetson	L	64-66
2/2	[18] at Florida Southern	W	99-83
2/5	[18] Jacksonville	W	112-105
2/9	Louisville	W	112-84
2/12	Rollins	W	114-75
2/16	Loyola (N.O.)	L	77-84
2/18	Tampa	W	112-81
2/23	Florida State	W	99-70
2/26	Stetson	W	75-60
3/16	vs. St. Francis Brooklyn\$	W	71-70
3/19	vs. Providence\$	L	96-106
Season Totals:			2505-2212

! Hurricane Classic
\$ NIT (New York, N.Y.)

! Hurricane Classic
\$ NIT (New York, N.Y.)

NO.	PLAYER	POS.	YR.
11	Carl Stavreti	G	SO
12	Ron Godfrey	F	SR
13	Dick Hickox	G	SR
14	Lee Woods	F	SO
15	Harry Manushaw	C	SR
20	Bruce Applegate	F	SR
21	Bruce Shapiro	G	JR
23	Ken Allen	G	SO
24	Chris Stavreti	G	JR
25	Julie Cohen	G	JR
31	Jack Spisak	F	JR
33	Lou Alix	F	SO
45	Mike McCoy	C	SO

NO.	PLAYER	POS.	YR.
11	Carl Stavreti	G	SR
12	Larry Kessler	G	SO
13	Bernie Butts	G	JR
14	Lee Woods	C	SR
15	Edward Fults	F	SO
20	Greg Meyer	C	SO
22	Charles Holiber	F	JR
23	Kenny Allen	G	SR
24	Rick Barry	F	SO
31	Jack Spisak	F	SR
32	Wayne Beckner	F	SO
45	Mike McCoy	C	SR

HISTORY

NIT TEAMS

1963-64

National Invitation Tournament

Season Record: 20-7

Bruce Hale, Head Coach

12/3	Tampa	W	101-95
12/7	Florida	W	95-79
12/10	at Santa Clara	L	77-86
12/12	at St. Mary's (Calif.)	L	101-86
12/14	at Nevada	W OT	81-78
12/17	San Francisco	W	95-83
12/19	Rollins	W	108-90
12/27	Army West Point!	W	79-71
12/28	Syracuse!	L OT	85-86
1/4	Rhode Island	W	105-88
1/8	Jacksonville	W	97-92
1/9	at Florida	L	91-114
1/11	at Florida State	L	78-80
1/18	Memphis State	W	78-69
1/23	La Salle	W	121-99
1/28	at Rollins	W	127-85
1/29	at Tampa	W	134-104
1/31	at Stetson	W	81-75
2/1	at Florida Southern	W	85-78
2/4	Jacksonville	W	117-92
2/10	Creighton	L	94-124
2/13	at Houston	L	83-93
2/15	at Loyola (N.O.)	W OT	97-90
2/18	Florida Southern	W	120-79
2/22	Stetson	W	87-70
2/29	Florida State	W	82-80
3/12	vs. St. Joseph's\$	L	76-86
Season Totals:			2575-2352

! Hurricane Classic
\$ NIT (New York, N.Y.)

NO.	PLAYER	POS.	YR.
12	Larry Kessler	G	JR
13	Bernie Butts	G	SR
15	Charles Holiber	F	SR
20	Clark Connors	F	SO
22	John Bates	F	SO
24	Rick Barry	F	JR
25	Bob Green	G	SO
31	John Dampier	G	JR
32	Wayne Beckner	F	JR
33	Don Patrican	C	SO
34	Charles Grob	C	SO
45	Stewart Marcus	F	SO

1994-95

National Invitation Tournament

Season Record: 15-13 (9-9 BIG EAST)

Leonard Hamilton, Head Coach

11/25	Northeastern Illinois	W	66-48
11/28	Florida Atlantic	W	76-59
11/30	Robert Morris	W	66-51
12/6	#19/19 Syracuse*	L	65-83
12/10	Florida A&M	W	67-53
12/20	at Clemson	L	55-75
12/28	UNLV+	L	55-56
12/30	Fordham	W	55-43
1/2	at Seton Hall*	L	54-72
1/7	at #12/13 Georgetown*	L	64-71
1/11	at St. John's*	W	82-79
1/18	at Providence*	W	81-75
1/21	Boston College*	W	69-68
1/25	#22/25 Villanova*	L	62-92
1/28	at #6/6 Syracuse*	L	51-76
1/31	at #4/5 Connecticut*	L	57-82
2/4	#13/13 Georgetown*	W	67-61
2/7	at #16/18 Villanova*	L	63-73
2/11	Providence*	W	69-63
2/13	St. John's*	W	71-69
2/18	at Pittsburgh*	L	61-67
2/22	Seton Hall*	W	61-57
2/25	at Boston College*	W OT	77-71
2/28	Pittsburgh*	W OT	76-68
3/2	at Florida Atlantic	W	80-70
3/4	#4/5 Connecticut*	L	67-75
3/10	vs. #24 Georgetown #	L	58-69
3/15	at Penn State\$	L	56-62
Season Totals:			1831-1888

* BIG EAST Game
+ Orange Bowl Basketball Classic (Miami, Fla.)
BIG EAST Tournament (New York, N.Y.)
\$ NIT (University Park, Pa.)

NO.	PLAYER	POS.	YR.
0	Steve Frazier	G	SO
3	Alex Fraser	F	SO
5	Steve Rich	F	JR
10	Anthony Rosa	G	SO
11	Torey McCormick	G	SO
12	Kevin Norris	G	FR
13	Chuck Barker	G	FR
20	Mitchell Dunn	G	JR
21	Steven Edwards	G	JR
22	Jaime Waggoner	G	FR
33	Constantin Popa	C	SR
50	Brad Timpf	F	SO
52	Lorenzo Pearson	F	JR
55	Will Davis	C	SO



NIT TEAMS

1996-97

National Invitation Tournament
Season Record: 16-13 (9-9 BIG EAST)
Leonard Hamilton, Head Coach

11/22	Buffalo	W	78-61
11/24	Florida Atlantic	W	83-74
11/29	at UNLV	L	43-55
12/3	St. John's*	L	57-61
12/7	#19/17 Syracuse*	W	67-63
12/13	Hartford	W	74-58
12/18	Jacksonville	W	74-57
12/22	at Tennessee	L	65-78
12/28	vs. DePaul+	W	61-45
12/30	Lehigh	W	68-32
1/2	at #25/25 Boston Coll.*	W	65-62
1/4	at Georgetown*	W	69-67
1/8	at Pittsburgh*	L	72-76
1/11	at #8/7 Villanova*	W	61-59
1/15	Providence*	W	71-69
1/18	Georgetown*	W OT	68-65
1/22	Connecticut*	W	69-46
2/2	at Rutgers*	L	59-60
2/5	Pittsburgh*	W	78-63
2/8	Rutgers*	W	53-50
2/10	at Seton Hall*	W	61-51
2/15	at Connecticut*	L	52-72
2/19	Boston College*	L	57-59
2/22	at St. John's*	L	73-77
2/25	at Notre Dame*	L	60-69
3/1	West Virginia*	L	54-82
3/5	vs. St. John's #	W OT	76-68
3/6	vs. Georgetown #	L	59-63
3/13	at Michigan\$	L	63-76
Season Totals:			1105-1126

* BIG EAST Game
+ Orange Bowl Classic (Miami, Fla.)
BIG EAST Tournament (New York, N.Y.)
\$ NIT (Ann Arbor, Mich.)

NO.	PLAYER	POS.	YR.
0	Steve Frazier	G	SR
3	Alex Fraser	F	SR
10	Anthony Rosa	G	SR
11	Torey McCormick	G	SR
12	Kevin Norris	G	JR
15	Nick Donovan	C	SO
20	Mike Curcio	G	SO
22	Jaime Waggoner	G	JR
30	Vernon Jennings	G/F	FR
31	Johnny Hemsley	G/F	FR
32	Lucas Barnes	G/F	FR
33	Clifton Clark	G/F	SR
40	Tim James	F	SO
51	Mario Bland	F	FR
55	Will Davis	C	SR

2000-01

National Invitation Tournament
Season Record: 16-13 (8-8 BIG EAST)
Perry Clark, Head Coach

11/18	at Florida Atlantic	W	76-59
11/21	Columbia	W	65-41
11/25	Northeastern	W	92-86
11/28	at Charlotte	L	63-95
12/4	at #14/12 North Carolina	L	45-67
12/9	UCF	W	83-72
12/16	vs. Nebraska+	L	64-72
12/18	Eastern Illinois	W	83-73
12/21	Memphis	W	66-57
12/27	Lehigh	W	71-52
12/29	Tennessee-Martin	W	70-54
1/3	at Pittsburgh*	L	51-62
1/7	Boston College*	L	72-73
1/10	at Virginia Tech*	L	74-85
1/13	at #24 Boston College*	L	73-82
1/16	at Providence*	W	78-64
1/20	#15/15 Connecticut*	W	77-74
1/22	at St. John's*	L OT	63-67
1/28	Providence*	L	70-80
2/1	#22/25 Seton Hall*	W	72-66
2/6	Virginia Tech*	W	86-61
2/10	St. John's*	L 2OT	79-85
2/13	at #10/7 Syracuse*	W	68-57
2/17	at Villanova*	W	80-62
2/24	at Connecticut*	L	53-60
2/28	West Virginia*	W	73-66
3/3	Villanova*	W	65-53
3/7	vs. Pittsburgh #	L	69-78
3/14	at Auburn\$	L	58-60
Season Totals:			2039-1963

* BIG EAST Game
+ Orange Bowl Classic (Sunrise, Fla.)
BIG EAST Tournament (New York, N.Y.)
\$ NIT (Auburn, Ala.)

NO.	PLAYER	POS.	YR.
0	Leroy Hurd	G/F	SO
1	Michael Simmons	G	SO
3	Joe Gordon	G	JR
4	Marcus Barnes	G	FR
5	John Salmons	F	JR
10	Orlando Gonzalez	G	SR
11	Jerry Schlie	F	JR
12	Brandon Okpalobi	G	FR
14	Rodrigue Djahue	F	FR
20	Danny Marakovits	G	FR
21	Darius Rice	F	FR
32	Dwayne Wimbley	C	SR
33	James Jones	F	SO

HISTORY

NIT TEAMS

2004-05

National Invitation Tournament
Season Record: 16-13 (7-9 ACC)
Frank Haith, Head Coach

11/20	Wofford	W	67-64
11/23	South Carolina State	L	50-60
11/27	vs. Xavier+	L OT	70-83
11/29	Florida Atlantic	W	84-68
12/4	at #19/18 Florida	W	72-65
12/7	at FIU	W	80-67
12/12	Massachusetts	W	80-53
12/18	Stetson	W	81-50
12/23	Tennessee Tech>	W	69-57
12/30	Appalachian State	W	80-63
1/2	Norfolk State	W	76-58
1/6	at #9/10 Georgia Tech*	L	69-80
1/9	#24 NC State*	W	67-66
1/12	at Virginia*	W	91-80
1/15	Florida State*	W	64-63
1/19	#4/4 Duke*	L	83-92
1/22	at #6/6 North Carolina*	L	67-87
1/26	Clemson*	W	69-65
1/29	at #5/5 Wake Forest*	L	82-94
2/2	Virginia Tech*	L	63-73
2/5	#22/24 Maryland*	W OT	75-73
2/12	at Clemson*	W	83-77
2/15	#5/5 Wake Forest*	L	63-68
2/19	at Virginia Tech*	L	58-71
2/22	at Florida State*	W	65-49
2/26	Georgia Tech*	L	72-76
3/3	at #6/6 Duke*	L	59-83
3/10	vs. Virginia #	L	65-66
3/15	at South Carolina\$	L	67-69
Season Totals:			2071-2020

* ACC game (Miami, Fla.)

+ Orange Bowl Classic (Miami, Fla.)

> 750th program victory

ACC Tournament (Washington, D.C.)

\$ NIT (Columbia, S.C.)

NO.	PLAYER	POS.	YR.
2	Gary Hamilton	F/C	JR
3	Lee Butler	G	JR
4	Antoine Mayhand	G	FR
10	Brandon Okpalobi	G	SR
11	Eric Wilkins	G	JR
12	Anthony Harris	G	SO
13	Guillermo Diaz	G	SO
21	Jonathan Stratton	G	FR
22	Robert Hite	G	JR
34	William Frisby	F	SR
42	Raymond Hicks	F	FR
44	Keaton Copeland	F	JR
50	Anthony King	F/C	SO
55	Glenn Batemon	C	JR

2005-06

National Invitation Tournament — Quarterfinals
Season Record: 18-16 (7-9 ACC)
Frank Haith, Head Coach

11/13	vs. Texas-Arlington!	W	76-65
11/14	vs. Air Force!	L	53-57
11/15	vs. Green Bay!	W	80-54
11/19	Morgan State	W	83-51
11/22	North Carolina A&T	W	87-62
11/27	at Temple	L	56-73
11/29	at Michigan@	L	53-74
12/3	Birmingham Southern	W	82-55
12/10	Wofford	W	71-40
12/18	at #21/19 NC State*	L	69-81
12/22	#5/5 Florida	L	67-77
12/27	Stetson	W	65-56
12/31	vs. #10/10 Louisville+	L	43-58
1/2	Sacred Heart	W	63-57
1/7	#14/12 Maryland*	W	84-70
1/14	at #20/20 North Carolina*	W	81-70
1/18	Clemson*	W	62-38
1/21	#21/21 Boston College*	L	61-65
1/24	at Virginia*	L	51-71
1/29	at Florida State*	W OT	84-78
1/31	Wake Forest*	W	78-69
2/4	at Georgia Tech*	W	70-53
2/8	#16/15 NC State*	L 2OT	77-86
2/12	#23/24 North Carolina*	L	70-80
2/16	at #13/15 Boston Coll.*	L	54-65
2/19	at #2/2 Duke*	L	71-92
2/22	Virginia Tech*	W	70-59
3/1	at Maryland*	L	61-65
3/5	Florida State*	L	64-67
3/9	vs. Clemson #	W	66-63
3/10	vs. #3/3 Duke #	L	76-80
3/15	Oklahoma State\$	W	62-59
3/20	at Creighton\$\$	W	53-52
3/22	at Michigan\$\$\$	L	65-71
Season Totals:			2308-2213

* ACC Game

! BCA Classic (Seattle, Wash.)

+ Orange Bowl Classic (Sunrise, Fla.)

@ ACC/Big Ten Challenge

ACC Tournament (Greensboro, N.C.)

\$ NIT (Coral Gables, Fla.)

\$\$ NIT (Tulsa, Okla.)

\$\$\$ NIT (Ann Arbor, Mich.)

NO.	PLAYER	POS.	YR.
00	Jimmy Graham	F	FR
2	Gary Hamilton	F/C	SR
3	Lee Butler	G	SR
11	Eric Wilkins	G	SR
12	Anthony Harris	G	JR
13	Guillermo Diaz	G	JR
15	Denis Clemente	G	FR
21	Jonathan Stratton	G	SO
22	Robert Hite	G	SR
30	Adrian Thomas	F	FR
32	Brian Asbury	G	FR
42	Raymond Hicks	F	SO
44	Keaton Copeland	F	SR
50	Anthony King	F/C	JR

NIT TEAMS

2008-09

National Invitation Tournament — Second Round

Season Record: 19-13 (7-9 ACC)

Frank Haith, Head Coach

11/15	[17/16]	Florida Southern	W	96-60
11/21	[17/16]	vs. Southern Miss [^]	W	70-60
11/23	[17/16]	vs. #2/2 UConn [^]	L	63-76
11/24	[22/21]	vs. San Diego [^]	W	80-45
11/29	[22/21]	Stetson	W	79-65
12/2	[21/22]	Ohio State [@]	L	68-73
12/6	[21/22]	at Kentucky	W	73-67
12/12	[/25]	Fla. International	W	76-50
12/14	[/25]	Robert Morris	W	70-62
12/21	#25/25	Clemson*	L	72-91
12/27		at St. John's	W	70-56
12/31		North Florida	W	94-41
1/3		NC Central	W	76-42
1/5		Florida Atlantic	W	85-69
1/10		at #24/17 Boston Coll.*	W	77-71
1/14		Maryland*	W	62-60
1/17		at #5/6 North Carolina*	L	65-82
1/21		Florida State*	W	75-69
1/25		Virginia Tech*	L OT	83-88
1/27		at NC State*	L OT	81-84
1/31		at Maryland*	L	68-73
2/4		#7/6 Wake Forest*	W	79-52
2/7		at #4/3 Duke*	L OT	75-78
2/15		#3/3 North Carolina*	L	65-69
2/18		at Florida State*	L	67-80
2/21		Boston College*	W	69-58
2/26		at Virginia*	W	62-55
3/4		at Georgia Tech*	L	68-78
3/7		NC State*	W	72-64
3/12		vs. Virginia Tech #	L	47-65
3/18		at Providence\$	W	78-66
3/20		at Florida\$\$	L	60-74
Season Totals:				2325-2123

* ACC Game

[^] Paradise Jam (St. Thomas, U.S.V.I.)

[@] ACC/Big Ten Challenge

ACC Tournament (Atlanta, Ga.)

\$ NIT (Providence, R.I.)

\$\$ NIT (Gainesville, Fla.)

NO.	PLAYER	POS.	YR.
00	Jimmy Graham	F	SR
1	Lance Hurdle	G	SR
5	Eddie Rios	G	SO
20	Cyrus McGowan	F	JR
21	Dwayne Collins	F	JR
23	James Dews	G	JR
25	Ryan Quigtar	G	FR
30	Adrian Thomas	F	JR-R
31	DeQuan Jones	G/F	FR
32	Brian Asbury	F	SR
33	Jack McClinton	G	SR
45	Julian Gamble	C	FR

2010-11

National Invitation Tournament — Quarterfinals

Season Record: 21-15 (6-10 ACC)

Frank Haith, Head Coach

11/12	Jacksonville	W	89-77	
11/15	at #19/19 Memphis	L	68-72	
11/19	NC Central	W	88-65	
11/21	at Rutgers	L	45-61	
11/24	McNeese State	W	79-59	
11/27	at FCGU	W	87-75	
11/30	Ole Miss	W	86-73	
12/4	West Virginia	W	79-76	
12/12	Stetson [^]	W	68-54	
12/18	vs. UCF+	L	78-84	
12/21	vs. Oral Roberts [^]	W	69-56	
12/22	vs. Rice [^]	W	73-67	
12/23	vs. Akron [^]	W	69-61	
12/30	Pepperdine	W	94-59	
1/2	at #1/1 Duke*	L	63-74	
1/8	at Clemson*	L	72-79	
1/15	Boston College*	W	72-71	
1/19	Florida State*	L	53-55	
1/23	at NC State*	L	70-72	
1/26	North Carolina*	L	71-74	
1/30	at Virginia Tech*	L	68-72	
2/3	Georgia Tech*	W	59-57	
2/5	Virginia*	W OT	70-68	
2/9	at Wake Forest*	W	74-73	
2/13	#5/5 Duke*	L	71-81	
2/15	at UNC Greensboro	W	78-58	
2/20	Clemson*	L	59-63	
2/23	at Boston College*	W	73-64	
2/26	at Florida State*	L	59-65	
3/2	Maryland*	W	80-66	
3/6	at Georgia Tech*	L	57-66	
3/10	vs. Virginia #	W OT	69-62	
3/11	vs. #6/7 North Carolina #	L	59-61	
3/16	Florida Atlantic\$	W	85-62	
3/21	Missouri State\$	W	81-72	
3/23	at Alabama\$	L	64-79	
Season Totals:				2579-2433

* ACC Game

[^] Las Vegas Holiday Hoops Classic (Las Vegas, Nev.)

+ Orange Bowl Classic (Sunrise, Fla.)

ACC Tournament (Greensboro, N.C.)

\$ NIT (Tuscaloosa, Ala.)

NO.	PLAYER	POS.	YR.
1	Durand Scott	G	SO
3	Malcolm Grant	G	JR
10	Raphael Akpejori	F	FR
11	Ryan Quigtar	G	JR
12	Justin Heller	G	FR
15	Rion Brown	G	FR
25	Garrison Adams	G	SO
30	Adrian Thomas	F	GR
31	DeQuan Jones	G/F	JR
32	Erik Swoope	F	FR
42	Reggie Johnson	C	SO
45	Julian Gamble	F/C	JR

NIT TEAMS

2011-12

National Invitation Tournament — Second Round
Season Record: 20-13 (9-7 ACC)
Jim Larrañaga, Head Coach

11/11	Tennessee Tech	W	69-58
11/15	Rutgers	W	72-57
11/19	UNF	W	75-62
11/22	FGCU	W	60-50
11/25	at Ole Miss	L OT	61-64
11/29	at Purdue@	L	65-76
12/3	UMass	W	83-75
12/6	#21/20 Memphis	L	54-71
12/10	at West Virginia	L	66-77
12/17	vs FAU+	W 2OT	93-90
12/22	at Charlotte	W	76-61
12/30	Appalachian State	W	84-54
1/2	UNC Greensboro	W	99-89
1/7	at #21/23 Virginia*	L	51-52
1/10	at #3/3 North Carolina*	L	56-73
1/18	Clemson*	W	76-73
1/22	NC State*	L	73-78
1/24	at Georgia Tech*	W	64-49
1/29	at Boston College*	W	76-54
2/1	Maryland*	W 2OT	90-86
2/5	at #7/5 Duke*	W OT	78-74
2/9	Virginia Tech*	W	65-49
2/11	at #15/17 Florida State*	L	59-64
2/15	#8/7 North Carolina*	L	64-73
2/18	Wake Forest*	W	74-56
2/21	at Maryland*	L	70-75
2/26	#15/16 Florida State*	W	78-62
2/29	at NC State*	L	73-77
3/3	Boston College*	W	77-56
3/8	at Georgia Tech #	W	54-36
3/9	vs #17/17 Florida State #	L	71-82
3/14	Valparaiso\$	W	66-50
3/19	Minnesota\$	L	60-78
Season Totals:			2332-2181

* ACC Game

+ Orange Bowl Classic (Sunrise, Fla.)

@ ACC/Big Ten Challenge

ACC Tournament (Atlanta, Ga.)

\$ NIT (Coral Gables, Fla.)

NO.	PLAYER	POS.	YR.
0	Shane Larkin	G	FR
1	Durand Scott	G	JR
2	Bishop Daniels	G	FR
3	Malcolm Grant	G	SR
4	Trey McKinney Jones	G	JR
5	DeQuan Jones	G/F	SR
10	Raphael Akpejori	F	SO
11	Ryan Quiglar	G	SR
12	Justin Heller	G	SO
15	Rion Brown	G	SO
21	Erik Swoope	F	SO
25	Garrus Adams	G	JR
35	Kenny Kadji	F/C	JR
42	Reggie Johnson	C	JR
45	Julian Gamble	F/C	SR

2014-15

National Invitation Tournament — Finals
Season Record: 25-13 (10-8 ACC)
Jim Larrañaga, Head Coach

11/14	[RV] Howard	W	84-49
11/17	[RV] at #8/7 Florida	W	69-67
11/20	[-RV] vs. Drexel^	W	66-46
11/21	[-RV] vs. Akron^	W	79-51
11/23	[-RV] vs. Charlotte^	W	77-58
11/25	[17/20] at Charlotte&	W	77-74
11/28	[17/20] South Alabama	W	87-75
12/2	[15] #24/25 Illinois@	W	70-61
12/6	[15] Green Bay	L	55-68
12/8	[20/21] Savannah State	W	70-39
12/19	[18/19] Eastern Kentucky	L	44-72
12/22	[RV/RV] vs. Providence%	L	76-62
12/30	College of Charleston	W	67-40
1/3	#3/3 Virginia*	L 2OT	80-89
1/10	Boston College*	W	60-56
1/13	at #4/4 Duke	W	90-74
1/17	at #12/12 Notre Dame*	L	70-75
1/22	[RV/RV] NC State*	W	65-60
1/24	[RV/RV] at Syracuse*	W	66-62
1/28	[23] Georgia Tech*	L	50-70
2/1	[23] at Florida State*	L	54-55
2/3	#9/8 Louisville*	L	55-63
2/8	Clemson*	W	56-45
2/11	at Wake Forest*	L	70-72
2/16	at Boston College*	W 2OT	89-86
2/18	Virginia Tech*	W	76-52
2/21	at #12/12 Louisville*	L	53-55
2/25	Florida State*	W	81-77
2/28	#15/18 North Carolina*	L	64-73
3/4	at Pittsburgh*	W	67-63
3/7	at Virginia Tech*	W	82-61
3/11	vs. Virginia Tech #	W	59-49
3/12	vs. #11/9 Notre Dame #	L	63-70
3/17	NC Central\$	W	75-71
3/21	Alabama\$	W	73-66
3/24	at Richmond\$\$	W	63-61
3/31	vs. Temple\$\$\$	W	60-57
4/2	vs. Stanford\$\$\$\$	L OT	64-66

* ACC game

^ Gildan Charleston Classic (Charleston, S.C.)

& Gildan Charleston Classic (Charlotte, N.C.)

@ ACC-Big Ten Challenge

% Brooklyn Holiday Hoops Invitational (Brooklyn, N.Y.)

ACC Tournament (Greensboro, N.C.)

\$ NIT (Coral Gables, Fla.)

\$\$ NIT (Richmond, Va.)

\$\$\$ NIT (New York, N.Y.)

NO.	PLAYER	POS.	YR.
0	Ja'Quan Newton	G	Fr.
1	Deandre Burnett	G	RFr.
2	Joe Thomas	F	Gr.
5	Davon Reed	G	So.
10	Sheldon McClellan	G	RJr.
11	Mike Fernandez	G	So.
12	James Palmer	G	Fr.
13	Angel Rodriguez	G	RJr.
20	Manu Lecomte	G	So.
21	Kamari Murphy*	F	Jr.
22	Omar Sherman	F	Fr.
23	Tonye Jekiri	C	Jr.
33	Ivan Cruz Uceda	F	Jr.
35	Chris Stowell	F	Fr.



ACC TOURNAMENT HISTORY

2004-05	Miami - No. 6 Seed	MCI Center; Washington, D.C.		
3/10/05	No. 11 Virginia	L	66-65	First Round
2005-06	Miami - No. 8 Seed	Greensboro Coliseum; Greensboro, N.C.		
3/9/06	No. 9 Clemson	W	66-63	First Round
3/10/06	No. 1 #3/3 Duke	L	80-76	Quarterfinals
2006-07	Miami - No. 12 Seed	St. Pete Times Forum; Tampa, Fla.		
3/8/07	No. 5 #17/21 Maryland	W	67-62	First Round
3/9/07	No. 4 Boston College	L	74-71 (OT)	Quarterfinals
2007-08	Miami - No. 5 Seed	Charlotte Bobcats Arena; Charlotte, N.C.		
3/13/08	No. 12 NC State	W	63-50	First Round
3/14/08	No. 4 Virginia Tech	L	63-49	Quarterfinals
2008-09	Miami - No. 9 Seed	Georgia Dome; Atlanta, Ga.		
3/12/09	No. 8 Virginia Tech	L	65-47	First Round
2009-10	Miami - No. 12 Seed	Greensboro Coliseum; Greensboro, N.C.		
3/11/10	No. 5 Wake Forest	W	83-62	First Round
3/12/10	No. 4 Virginia Tech	W	70-65	Quarterfinals
3/13/10	No. 1 #4/4 Duke	L	77-74	Semifinals
2010-11	Miami - No. 9 Seed	Greensboro Coliseum; Greensboro, N.C.		
3/10/11	No. 8 Virginia	W	69-62 (OT)	First Round
3/11/11	No. 1 #6/7 North Carolina	L	61-59	Quarterfinals
2011-12	Miami - No. 6 Seed	Philips Arena; Atlanta, Ga.		
3/8/12	No. 11 Georgia Tech	W	54-36	First Round
3/9/12	No. 3 #17 Florida State	L	82-71	Quarterfinals
2012-13	Miami - No. 1 Seed	Greensboro Coliseum; Greensboro, N.C.		
3/15/13	[9/10] No. 8 Boston College	W	69-58	Quarterfinals
3/16/13	[9/10] No. 5 NC State	W	81-71	Semifinals
3/17/13	[9/10] No. 3 North Carolina	W	87-77	Finals
2013-14	Miami - No. 10 Seed	Greensboro Coliseum; Greensboro, N.C.		
3/12/14	No. 15 Virginia Tech	W	57-53	First Round
3/13/14	No. 7 NC State	L	67-58	Second Round
2014-15	Miami - No. 6 Seed	Greensboro Coliseum; Greensboro, N.C.		
3/11/15	No. 14 Virginia Tech	W	59-49	Second Round
3/12/15	No. 3 #11/9 Notre Dame	L	70-63	Quarterfinals
2015-16	Miami - No. 3 Seed	Verizon Center; Washington, D.C.		
3/10/16	[11] No. 6 Virginia Tech	W	88-82	Quarterfinals
3/11/16	[11] No. 2 #4/4 Virginia	L	73-68	Semifinals
2016-17	Miami - No. 9 Seed	Barclays Center; Brooklyn, N.Y.		
3/8/17	No. 8 Syracuse	W	62-57	Second Round
3/9/17	No. 1 #6/6 North Carolina	L	78-53	Quarterfinals
2017-18	Miami - No. 3 Seed	Barclays Center; Brooklyn, N.Y.		
3/8/18	[24/25] No. 6 #12/11 N. Carolina	L	82-65	Quarterfinals

	W	L
All-Time	17	16
Finals	1	0
Semifinals	1	2
Quarterfinals	3	9
Second Round	3	3
First Round	9	2

By Opponent	W	L
Boston College	1	1
Clemson	2	1
Duke	0	2
Florida State	0	1
Georgia Tech	1	1
Maryland	1	0
North Carolina	1	3
NC State	2	1
Notre Dame	0	1
Pittsburgh	1	0
Syracuse	1	0
Virginia	1	2
Virginia Tech	4	3
Wake Forest	2	0

By Miami's Seed	W	L
No. 1	3	0
No. 3	1	2
No. 5	1	1
No. 6	2	3
No. 8	1	1
No. 9	2	4
No. 10	1	1
No. 12	4	3
No. 13	2	1

By Opponent's Seed	W	L
No. 1	0	4
No. 2	0	1
No. 3	1	2
No. 4	1	3
No. 5	4	1
No. 6	1	1
No. 7	0	1
No. 8	3	2
No. 9	1	0
No. 10	0	0
No. 11	1	1
No. 12	2	0
No. 13	1	0
No. 14	1	0
No. 15	1	0

ACC TOURNAMENT HISTORY

2018-19	Miami - No. 12 Seed	Spectrum Center; Charlotte, N.C.		
3/12/19	No. 13 Wake Forest	W	79-71	First Round
3/13/19	No. 5 #16/15 Virginia Tech	L	71-56	Second Round

2019-20	Miami - No. 9 Seed	Greensboro Coliseum; Greensboro, N.C.		
3/11/20	No. 8 Clemson	L	69-64	Second Round

2020-21	Miami - No. 13 Seed	Greensboro Coliseum; Greensboro, N.C.		
3/9/21	No. 12 Pittsburgh	W	79-73	First Round
3/10/21	No. 5 Clemson	W	67-64	Second Round
3/11/21	No. 4 Georgia Tech	L	70-66	Quarterfinals
<i>First No. 13-seed ever to reach ACC Tournament quarterfinals</i>				

2021-22	Miami - No. 4 Seed	Barclays Center; Brooklyn, N.Y.		
3/10/22	No. 13 Boston College	W	71-69 (OT)	Quarterfinals
3/11/22	No. 1 #7/7 Duke	L	80-76	Semifinals

[] - Miami's national ranking

- Opponent's national ranking



BIG EAST TOURNAMENT HISTORY


Year	Seed	Opponent	Score	Round	W	L
1991-92 Miami - No. 10 Seed Madison Square Garden; New York, N.Y.						
3/12/92	No. 7 Pittsburgh	W	83-71	First Round	6	12
3/13/92	No. 2 #21 Georgetown	L	77-64	Quarterfinals	0	0
1992-93 Miami - No. 9 Seed Madison Square Garden; New York, N.Y.						
3/11/93	No. 8 Georgetown	L	67-40	First Round	0	3
1993-94 Miami - No. 10 Seed Madison Square Garden; New York, N.Y.						
3/10/94	No. 7 Seton Hall	L	69-51	First Round	3	4
1994-95 Miami - No. 5 Seed Madison Square Garden; New York, N.Y.						
3/10/95	No. 4 #24 Georgetown	L	69-58	Quarterfinals	3	5
1995-96 Miami - No. 7 Seed Madison Square Garden; New York, N.Y.						
3/6/96	No. 10 Rutgers	W	77-67	First Round		
3/7/96	No. 2 #6 Georgetown	L	92-62	Quarterfinals		
1996-97 Miami - No. 7 Seed Madison Square Garden; New York, N.Y.						
3/5/97	No. 10 St. John's ^A	W	76-68 (OT)	First Round		
3/6/97	No. 2 Georgetown	L	63-59	Quarterfinals		
1997-98 Miami - No. 4 Seed Madison Square Garden; New York, N.Y.						
3/4/98	No. 13 Georgetown	L	62-56	First Round		
1998-99 Miami - No. 2 Seed Madison Square Garden; New York, N.Y.						
3/4/99	[9/10] No. 10 Georgetown	W	65-54	Quarterfinals		
3/5/99	[9/10] No. 3 #10/9 St. John's ^A	L	62-59	Semifinals		
1999-2000 Miami - No. 2 Seed Madison Square Garden; New York, N.Y.						
3/9/00	[23] No. 7 Notre Dame	W	61-58	Quarterfinals		
3/10/00	[23] No. 3 #19/20 St. John's ^A	L	58-57	Semifinals		
2000-01 Miami - No. E4 Seed Madison Square Garden; New York, N.Y.						
3/7/01	No. W5 Pittsburgh	L	78-69	First Round		
2001-02 Miami - No. E2 Seed Madison Square Garden; New York, N.Y.						
3/7/02	[21] No. W3 Georgetown	W	84-76 (OT)	Quarterfinals		
3/8/02	[21] No. W1 #7 Pittsburgh	L	76-71	Semifinals		
2002-03 Miami - No. E6 Seed Madison Square Garden; New York, N.Y.						
3/12/03	No. W3 Seton Hall	L	67-52	First Round		
2003-04 Miami - n/a Madison Square Garden; New York, N.Y.						
<i>Did not qualify for BIG EAST Tournament</i>						

^A - Road game
 [] - Miami's national ranking
 # - Opponent's national ranking


NOTE: BIG EAST seeded teams by divisional finish from 2001 to 2003

By Opponent	W	L
Georgetown	2	6
Notre Dame	1	0
Pittsburgh	1	2
Rutgers	1	0
St. John's	1	2
Seton Hall	0	2
By Miami's Seed		
No. 2	2	2
No. E2	1	1
No. 4	0	1
No. 5	0	1
No. 7	2	2
No. E4	0	1
No. 9	0	1
No. 10	1	2
No. E6	0	1
By Opponent's Seed		
No. 2	0	3
No. W1	0	1
No. 3	0	2
No. 4	0	1
No. W3	1	1
No. 7	2	1
No. 8	0	1
No. W5	0	1
No. 10	3	0
No. 13	0	1

NBA & ABA DRAFTS



Rick Barry



Shane Larkin



Lonnie Walker IV

NBA Draft Selections

Player	Team	Year	Round	Overall pick
Dick Miani	New York Knicks	1956	<i>Knicks' 10th selection</i>	
Mike McCoy	Detroit Pistons	1963	3rd Round	21st
Rick Barry	San Francisco Warriors	1965	1st Round	2nd
Mike Wittman	St. Louis Hawks	1967	5th Round	49th
Rusty Parker	Atlanta Hawks	1968	5th Round	61st
Bill Soens	Philadelphia 76ers	1968	11th Round	145th
Don Curnutt	New York Knickers	1970	10th Round	170th
Wayne Canady	Portland Trail Blazers	1970	15th Round	218th
Willie Allen	Baltimore Bullets	1971	4th Round	60th
Tito Horford	Milwaukee Bucks	1988	2nd Round	39th
Joe Wylie	Los Angeles Clippers	1991	2nd Round	38th
Constantin Popa	Los Angeles Clippers	1995	2nd Round	53rd
Tim James	Miami Heat	1999	1st Round	25th
John Salmons	San Antonio Spurs	2002	1st Round	26th
James Jones	Indiana Pacers	2003	2nd Round	49th
Guillermo Diaz	Los Angeles Clippers	2006	2nd Round	52nd
Jack McClinton	San Antonio Spurs	2009	2nd Round	51st
Dwayne Collins	Phoenix Suns	2010	2nd Round	60th
Shane Larkin	Atlanta Hawks	2013	1st Round	18th
Davon Reed	Phoenix Suns	2017	2nd Round	32nd
Lonnie Walker IV	San Antonio Spurs	2018	1st Round	18th
Bruce Brown Jr.	Detroit Pistons	2018	2nd Round	42nd
Dewan Hernandez	Toronto Raptors	2019	2nd Round	59th

ABA Draft Selections

Player	Team	Year	Round
Mike Wittman	Anaheim Amigos	1967	12th Round
Bill Soens	New York Nets	1968	10th Round
Rusty Parker	Oakland Oaks	1968	8th Round
Don Curnutt	Indiana Pacers	1970	7th Round
Willie Allen	Miami Floridians	1971	12th Round

CANES IN THE NBA

RICK BARRY—PPG: 23.17

Season	Team	GP	GS	MIN	FGM	FGA	FG%	3PM	3PA	3P%	FTM	FTA	FT%	OFF	DEF	TRB	AST	STL	BLK	PF	PTS
1965-66	GOS	80	-	2990	745	1698	.439	-	-	-	569	660	.862	-	-	850	173	-	-	297	2059
1966-67	GOS	78	-	3175	1011	2240	.451	-	-	-	753	852	.884	-	-	714	282	-	-	258	2775
1972-73	GOS	82	-	3075	737	1630	.452	-	-	-	358	397	.902	-	-	728	399	-	-	245	1832
1973-74	GOS	80	-	2918	796	1746	.456	-	-	-	417	464	.899	103	437	540	484	169	40	265	2009
1974-75	GOS	80	-	3235	1028	2217	.464	-	-	-	394	436	.904	92	364	456	492	228	33	225	2450
1975-76	GOS	81	-	3122	707	1624	.435	-	-	-	287	311	.923	74	422	496	496	202	27	215	1701
1976-77	GOS	79	-	2904	682	1551	.440	-	-	-	359	392	.916	73	349	422	475	172	58	194	1723
1977-78	GOS	82	-	3024	760	1686	.451	-	-	-	378	409	.924	75	374	449	446	158	45	188	1898
1978-79	HOU	80	-	2566	461	1000	.461	-	-	-	160	169	.947	40	237	277	502	95	38	195	1082
1979-80	HOU	72	-	1816	325	771	.422	73	221	.330	143	153	.935	53	183	236	268	80	28	182	866
Career		794	-	28825	7252	16163	.449	73	221	.330	3818	4243	.900	510	2366	5168	4017	1104	269	2264	18395

BRUCE BROWN JR.—PPG: 7.64

Season	Team	GP	GS	MIN	FGM	FGA	FG%	3PM	3PA	3P%	FTM	FTA	FT%	OFF	DEF	TRB	AST	STL	BLK	PF	PTS
2018-19	DET	74	56	1449	125	314	.398	24	93	.258	45	60	.750	48	137	185	91	40	36	178	319
2019-20	DET	58	43	1634	198	447	.443	33	96	.344	88	119	.739	61	213	274	230	63	29	162	517
2020-21	BRK	65	37	1451	235	423	.556	17	59	.288	86	117	.735	111	238	349	104	58	28	145	573
2021-22	BRK	72	45	1774	256	506	.506	38	94	.404	97	128	.758	100	245	345	148	77	52	176	647
Career		269	181	6308	814	1690	.482	112	342	.327	316	424	.745	320	833	1153	573	238	145	661	2056

GUILLERMO DIAZ—PPG: 0.83

Season	Team	GP	GS	MIN	FGM	FGA	FG%	3PM	3PA	3P%	FTM	FTA	FT%	OFF	DEF	TRB	AST	STL	BLK	PF	PTS
2007-08	LAC	6	0	18	1	4	.250	0	1	.000	3	5	.600	2	0	2	1	0	0	0	5
Career		6	0	18	1	4	.250	0	1	.000	3	5	.600	2	0	2	1	0	0	0	5

DEWAN HERNANDEZ—PPG: 2.33

Season	Team	GP	GS	MIN	FGM	FGA	FG%	3PM	3PA	3P%	FTM	FTA	FT%	OFF	DEF	TRB	AST	STL	BLK	PF	PTS
2019-20	TOR	6	0	28	5	14	.357	1	2	.500	4	12	.333	5	9	14	3	1	0	6	14
Career		6	0	28	5	14	.357	1	2	.500	4	12	.333	5	9	14	3	1	0	6	14

ROBERT HITE—PPG: 4.25

Season	Team	GP	GS	MIN	FGM	FGA	FG%	3PM	3PA	3P%	FTM	FTA	FT%	OFF	DEF	TRB	AST	STL	BLK	PF	PTS
2006-07	MIA	12	0	136	19	60	.317	5	23	.217	8	12	.667	4	12	16	8	3	2	8	51
Career		12	0	136	19	60	.317	5	23	.217	8	12	.667	4	12	16	8	3	2	8	51

TITO HORFORD—PPG: 1.48

Season	Team	GP	GS	MIN	FGM	FGA	FG%	3PM	3PA	3P%	FTM	FTA	FT%	OFF	DEF	TRB	AST	STL	BLK	PF	PTS
1988-89	MIL	25	0	112	15	46	.326	0	0	.000	12	19	.632	9	13	22	3	1	7	14	42
1989-90	MIL	35	0	236	18	62	.290	0	0	.000	15	24	.625	19	40	59	2	5	16	33	51
1993-94	WAS	3	0	28	0	2	.000	0	0	.000	0	0	.000	1	2	3	0	1	3	3	0
Career		63	0	376	33	110	.300	0	0	.000	27	43	.628	29	55	84	5	7	26	50	93

TIM JAMES—PPG: 1.58

Season	Team	GP	GS	MIN	FGM	FGA	FG%	3PM	3PA	3P%	FTM	FTA	FT%	OFF	DEF	TRB	AST	STL	BLK	PF	PTS
1999-00	MIA	4	0	23	5	14	.357	0	0	.000	1	3	.333	3	1	4	2	0	3	1	11
2000-01	CHA	30	0	197	16	52	.308	1	3	.333	12	14	.857	15	20	35	8	2	5	27	45
2001-02	PHL	9	0	41	5	13	.385	0	0	.000	2	6	.333	5	2	7	1	0	1	5	12
Career		43	0	261	26	79	.329	1	3	.333	15	23	.652	23	23	46	11	2	9	33	68

DeQUAN JONES—PPG: 3.70

Season	Team	GP	GS	MIN	FGM	FGA	FG%	3PM	3PA	3P%	FTM	FTA	FT%	OFF	DEF	TRB	AST	STL	BLK	PF	PTS
2012-13	ORL	63	17	803	95	218	.436	9	35	.257	34	51	.667	17	88	105	16	19	22	55	233
Career		63	17	803	95	218	.436	9	35	.257	34	51	.667	17	88	105	16	19	22	55	233

JAMES JONES—PPG: 5.24

Season	Team	GP	GS	MIN	FGM	FGA	FG%	3PM	3PA	3P%	FTM	FTA	FT%	OFF	DEF	TRB	AST	STL	BLK	PF	PTS
2003-04	IND	6	0	26	2	9	.222	1	4	.250	2	2	1.000	0	2	0	1	0	1	7	7
2004-05	IND	75	24	1330	126	318	.396	66	166	.398	53	62	.855	39	135	174	57	31	28	123	371
2005-06	PHX	75	24	1772	243	581	.418	110	285	.386	103	121	.851	44	209	253	57	38	49	142	699
2006-07	PHX	76	7	1376	162	440	.368	90	238	.378	71	81	.877	33	143	176	45	28	42	115	485
2007-08	POR	58	3	1276	143	327	.437	91	205	.444	86	98	.878	43	118	161	34	24	15	96	463
2008-09	MIA	40	1	630	55	149	.369	33	96	.344	26	31	.839	12	50	62	20	12	14	58	169
2009-10	MIA	36	6	503	43	119	.361	37	90	.411	23	28	.821	4	41	45	17	11	4	45	146
2010-11	MIA	81	8	1549	146	346	.422	123	287	.429	60	72	.833	23	137	160	43	29	19	129	475
2011-12	MIA	51	10	666	57	150	.380	46	114	.404	25	30	.833	6	43	49	19	17	9	45	185

CANES IN THE NBA

2012-13	MIA	38	0	221	21	61	.344	16	53	.302	2	4	.500	0	22	22	13	2	6	16	60
2013-14	MIA	20	6	236	31	68	.456	28	54	.519	7	11	.636	2	21	23	9	3	4	6	97
2014-15	CLE	57	2	669	74	201	.368	63	175	.360	39	46	.848	9	53	62	24	13	8	67	250
2015-16	CLE	48	0	463	58	142	.408	41	104	.394	21	26	.808	8	42	50	14	11	10	50	178
2016-17	CLE	48	2	381	44	92	.478	31	66	.470	13	20	.650	3	34	37	14	6	10	37	132
Career		709	93	11098	1205	3003	.401	776	1937	.401	531	632	.840	226	1050	1276	366	226	218	930	3717

SHANE LARKIN—PPG: 5.46

Season	Team	GP	GS	MIN	FGM	FGA	FG%	3PM	3PA	3P%	FTM	FTA	FT%	OFF	DEF	TRB	AST	STL	BLK	PF	PTS
2013-14	DAL	48	0	489	52	137	.380	12	38	.316	16	25	.640	11	31	42	71	26	1	46	132
2014-15	NYK	76	22	1865	187	432	.433	35	116	.302	61	78	.782	29	147	176	226	93	9	150	470
2015-16	BRK	78	17	1751	222	502	.442	39	108	.361	83	107	.776	28	152	180	342	95	12	121	566
2017-18	BOS	54	2	775	84	219	.384	31	86	.360	32	37	.865	15	77	92	98	29	2	58	231
Career		256	41	4880	545	1290	.422	117	348	.336	192	247	.777	83	407	490	737	243	24	375	1399

SHELDON MAC—PPG: 3.00

Season	Team	GP	GS	MIN	FGM	FGA	FG%	3PM	3PA	3P%	FTM	FTA	FT%	OFF	DEF	TRB	AST	STL	BLK	PF	PTS
2016-17	WAS	30	3	287	30	75	.400	7	30	.233	23	27	.852	4	30	34	15	8	2	17	90
Career		30	3	287	30	75	.400	7	30	.233	23	27	.852	4	30	34	15	8	2	17	90

TREY MCKINNEY JONES—PPG: 0.00

Season	Team	GP	GS	MIN	FGM	FGA	FG%	3PM	3PA	3P%	FTM	FTA	FT%	OFF	DEF	TRB	AST	STL	BLK	PF	PTS
2017-18	IND	1	0	1	0	0	.000	0	0	.000	0	0	.000	0	0	0	0	0	0	0	0
Career		1	0	1	0	0	.000	0	0	.000	0	0	.000	0	0	0	0	0	0	0	0

DAVON REED—PPG: 2.42

Season	Team	GP	GS	MIN	FGM	FGA	FG%	3PM	3PA	3P%	FTM	FTA	FT%	OFF	DEF	TRB	AST	STL	BLK	PF	PTS
2017-18	PHX	21	1	242	22	76	.289	11	38	.289	8	12	.667	2	37	39	13	10	2	17	63
2018-19	IND	10	0	47	5	12	.417	2	4	.500	0	0	.000	2	4	6	3	1	0	3	12
Career		31	1	289	27	88	.307	13	42	.310	8	12	.667	4	41	45	16	11	2	20	75

JOHN SALMONS—PPG: 9.26

Season	Team	GP	GS	MIN	FGM	FGA	FG%	3PM	3PA	3P%	FTM	FTA	FT%	OFF	DEF	TRB	AST	STL	BLK	PF	PTS
2002-03	PHL	64	1	504	48	116	.414	10	31	.323	26	35	.743	16	43	59	47	17	6	53	132
2003-04	PHL	77	24	1603	161	416	.387	50	147	.340	71	92	.772	38	158	196	134	62	16	122	443
2004-05	PHL	58	8	993	85	210	.405	31	91	.341	35	48	.729	12	109	121	114	40	13	92	236
2005-06	PHL	82	24	2059	219	521	.420	26	87	.299	155	200	.775	48	172	220	223	73	13	178	619
2006-07	SAC	79	19	2135	236	516	.457	40	112	.357	159	204	.779	47	217	264	254	73	27	177	671
2007-08	SAC	81	41	2517	381	799	.477	39	120	.325	214	260	.823	76	273	349	208	93	31	171	1015
2008-09	All	79	74	2959	516	1093	.472	126	302	.417	288	347	.830	59	274	333	249	83	24	182	1446
2008-09	SAC	53	53	1980	351	744	.472	77	184	.418	191	232	.823	43	178	221	196	58	9	122	970
2008-09	CHI	26	21	979	165	349	.473	49	118	.415	97	115	.843	16	96	112	53	25	15	60	476
2009-10	All	81	56	2824	437	991	.441	118	309	.382	253	305	.830	35	235	270	223	99	26	166	1245
2009-10	CHI	51	28	1695	230	548	.420	73	192	.380	116	147	.789	18	156	174	125	65	22	101	649
2009-10	MIL	30	28	1129	207	443	.467	45	117	.385	137	158	.867	17	79	96	98	34	4	65	596
2010-11	MIL	73	70	2554	373	898	.415	83	219	.379	195	240	.812	27	239	266	252	72	28	157	1024
2011-12	SAC	46	32	1250	141	345	.409	33	112	.295	29	45	.644	20	114	134	93	38	7	77	344
2012-13	SAC	76	72	2278	244	612	.399	99	267	.371	85	110	.773	33	174	207	226	51	25	143	672
2013-14	All	78	8	1726	150	413	.363	63	163	.387	40	52	.769	20	143	163	147	47	19	124	403
2013-14	TOR	60	0	1281	109	296	.368	47	121	.388	33	45	.733	12	105	117	103	35	11	92	298
2013-14	SAC	18	8	445	41	117	.350	16	42	.381	7	7	1.000	8	38	46	44	12	8	32	105
2014-15	NOP	21	0	270	16	48	.333	8	26	.308	2	4	.500	4	17	21	13	9	4	25	42
Career		895	429	23672	3007	6978	.431	726	1986	.366	1552	1942	.799	435	2168	2603	2183	757	239	1667	8292

LONNIE WALKER IV—PPG: 9.38

Season	Team	GP	GS	MIN	FGM	FGA	FG%	3PM	3PA	3P%	FTM	FTA	FT%	OFF	DEF	TRB	AST	STL	BLK	PF	PTS
2018-19	SAS	17	0	118	16	46	.348	5	13	.385	8	10	.800	0	17	17	9	7	3	7	45
2019-20	SAS	61	12	988	152	357	.426	41	101	.406	44	61	.721	23	116	139	68	32	14	78	389
2020-21	SAS	60	38	1522	256	609	.420	100	282	.355	57	70	.814	14	141	155	101	29	15	101	669
2021-22	SAS	70	6	1612	311	764	.407	111	353	.314	116	148	.784	18	163	181	152	44	19	98	849
Career		208	56	4240	735	1776	.414	257	749	.343	225	289	.779	55	437	492	330	112	51	284	1952

ALL-AMERICANS

Dick Hickox, 1960

AP Second Team, UPI Second Team

YEAR	GP	FG-FGA	FG%	FT-FTA	FT%	REB	RPG	PTS	PPG
1958-59	25	161-378	.426	131-162	.809	98	3.9	453	18.1
1959-60	27	219-460	.476	158-198	.798	100	3.7	596	22.1
1960-61	27	180-437	.412	120-152	.788	138	5.1	480	17.8
TOTALS	79	560-1275	.439	409-512	.799	336	4.3	1529	19.4

Rick Barry, 1965

Consensus First Team

YEAR	GP	FG-A	FG%	FT-FTA	FT%	REB	RPG	PTS	PPG
1962-63	24	162-341	.475	131-158	.829	351	14.6	455	19.0
1963-64	27	314-572	.549	242-287	.843	448	16.6	870	32.1
1964-65	26	340-651	.522	292-341	.859	475	18.3	973	37.4*
TOTALS	77	816-1564	.522	665-786	.846	1274	16.5	2298	29.8

* No. 12 in NCAA history

Don Curnutt, 1970

AP Second Team, UPI Second Team

YEAR	GP	FG-A	FG%	FT-FTA	FT%	REB	RPG	PTS	PPG
1967-68	28	268-559	.480	99-120	.825	64	2.3	635	22.7
1968-69	24	262-613	.428	138-170	.812	72	3.0	662	27.6
1969-70	25	283-644	.439	143-166	.861	54	2.2	709	28.4
TOTALS	77	813-1816	.448	380-456	.833	190	2.5	2006	26.1

Tim James, 1999

AP Third Team, NABC Third Team

YEAR	GP	FG-A	FG%	3FG-A	3FG%	FT-FTA	FT%	REB	RPG	PTS	PPG
1995-96	28	117-221	.529	2-6	.333	46-85	.541	151	5.4	282	10.1
1996-97	29	165-380	.434	2-8	.250	73-120	.608	196	6.8	405	14.0
1997-98	28	184-379	.485	4-17	.235	97-144	.674	263	9.4	469	16.8
1998-99	30	215-451	.477	12-41	.293	115-165	.697	246	8.2	557	18.6
TOTALS	115	681-1431	.476	20-72	.278	331-514	.644	856	7.4	1713	14.9

Shane Larkin, 2013

AP Second Team, NABC Second Team, John Wooden All-American,

The Sporting News Third Team, Lute Olson All-American, Lefty Driesell Defensive All-American

YEAR	GP	FG-A	FG%	3FG-A	3FG%	FT-FTA	FT%	REB	RPG	PTS	PPG
2011-12	32	73-203	.360	32-99	.323	60-70	.857	80	2.5	52	7.4
2012-13	36	183-382	.479	69-170	.406	87-112	.777	138	3.8	522	14.5
TOTALS	68	256-585	.438	101-269	.375	147-182	.808	218	3.2	760	11.2

UM, REGIONAL AND NATIONAL HONORS

RETIRED JERSEYS

2010	Rick Barry	#24	1962-65
2010	Tim James	#40	1995-99

HONORED JERSEYS

2010	Don Curnutt	#11	1967-70
2010	Dick Hickox	#13	1958-61
2010	Jack McClinton	#33	2006-09

Verizon Academic All-America

Kevin Presto	1989
James Jones	2003, Second Team

CoSIDA/Verizon All-Academic District

James Jones	2002, District III
James Jones	2003, District III
Davon Reed	2017, District IV

Senior CLASS Award Candidates

2009	Jack McClinton
2012	Malcolm Grant
2017	Davon Reed
2020	DJ Vasiljevic
2021	Nysier Brooks
2022	Kameron McGusty (finalist)

Skip Prosser Award

Jack McClinton	2009
Davon Reed	2017

ACC Postgraduate Scholarship Honoree

Davon Reed	2017
------------	------

National Coach of the Year

1995	Leonard Hamilton	UPI
2013	Jim Larrañaga	AP, Naismith, Iba, Rupp

National Player of the Year

2013	Shane Larkin	Lute Olson
------	--------------	------------

All-Americans

1960	Dick Hickox	UPI, 2nd AP
1965	Rick Barry	Consensus 1st
1970	Don Curnutt	2nd AP, UPI
1999	Tim James	3rd AP, NABC
2013	Shane Larkin	2nd AP, NABC
		3rd Sporting News
		Defensive: ESPN, Wooden, Olson, Driesell

National Player of the Week

2008	Dwayne Collins	ESPN.com, 2/25/08
2008	Dwayne Collins	Rivals.com, 2/25/08
2013	Shane Larkin	Oscar Robertson, 2/4/13

NABC Coach of the Year

2005	Frank Haith	District 6
2013	Jim Larrañaga	District 2

NABC All-District 6

2002	Darius Rice	First Team
2002	John Salmons	Second Team
2003	Darius Rice	First Team

2004	Darius Rice	First Team
2005	Guillermo Diaz	First Team
2006	Guillermo Diaz	First Team
2006	Robert Hite	First Team
2009	Jack McClinton	First Team

NABC All-District 2

2013	Kenny Kadji	First Team
2013	Shane Larkin	First Team
2016	Sheldon McClellan	Second Team
2022	Kameron McGusty	First Team

USBWA District Coach of the Year

2013	Jim Larrañaga	District IV
2016	Jim Larrañaga	District IV

USBWA All-District IV

2006	Guillermo Diaz	First Team
2013	Shane Larkin	First Team
2016	Sheldon McClellan	First Team

Basketball Times Coach of the Year

2013	Jim Larrañaga	South District
------	---------------	----------------

Basketball Times All-District

2013	Shane Larkin	South Team
------	--------------	------------

NCAA Tournament All-Region Team

2022	Kameron McGusty	Midwest
------	-----------------	---------

NABC Honors Court

Raphael Akpejori	2013
Davon Reed	2016
Chris Stowell	2018
Nysier Brooks	2020
Willie Herenton	2020
Nysier Brooks	2021
Willie Herenton	2021
Filippos Gkogkos	2022
Charlie Moore	2022
Sam Waardenburg	2022

Slam Dunk & 3-Point Championships

2009	Jack McClinton	3-point champion
2011	DeQuan Jones	Slam Dunk participant

Reese's Senior All-Star Game

2013	Durand Scott
------	--------------

Time Magazine World's 100 Most Influential People

2010	Willie Allen
------	--------------

UM Most Outstanding Athlete

2012-13	Shane Larkin
---------	--------------

UM's Iron Arrow Society

2012	Malcolm Grant
2016	Head coach Jim Larrañaga
2018	Chris Stowell



ACC HONORS

ACC Coach of the Year

Jim Larrañaga	2012-13	Coaches/ACSMA
Jim Larrañaga	2015-16	Coaches/ACSMA

ACC Player of the Year

Shane Larkin	2012-13	Coaches
--------------	---------	---------

ACC Defensive Player of the Year

Durand Scott	2012-13	Coaches/ACSMA
--------------	---------	---------------

First Team All-ACC

Jack McClinton	2007-08	
Jack McClinton	2008-09	
Shane Larkin	2012-13	Coaches/ACSMA
Kameron McGusty	2021-22	

Second Team All-ACC

Guillermo Diaz	2004-05	
Guillermo Diaz	2005-06	
Kenny Kadji	2012-13	Coaches/ACSMA
Sheldon McClellan	2015-16	Coaches/ACSMA

Third Team All-ACC

Robert Hite	2005-06	
Jack McClinton	2006-07	
Malcolm Grant	2010-11	
Kenny Kadji	2011-12	
Durand Scott	2012-13	Coaches
Rion Brown	2013-14	Coaches/ACSMA
Angel Rodriguez	2015-16	ACSMA
Tonye Jekiri	2015-16	Coaches
Davon Reed	2016-17	
Isaiah Wong	2020-21	
Isaiah Wong	2021-22	

Honorable Mention All-ACC

Robert Hite	2004-05	
Reggie Johnson	2010-11	
Durand Scott	2011-12	
Durand Scott	2012-13	ACSMA
Tonye Jekiri	2014-15	ACSMA
Sheldon McClellan	2014-15	ACSMA
Angel Rodriguez	2014-15	ACSMA
Tonye Jekiri	2015-16	ACSMA
Lonnie Walker IV	2017-18	
Chris Lykes	2019-20	
Charlie Moore	2021-22	

ACC All-Rookie Team

Durand Scott	2009-10
Shane Larkin	2011-12
Lonnie Walker IV	2017-18

ACC All-Defensive Team

Anthony King	2004-05	
Shane Larkin	2012-13	Coaches/ACSMA
Julian Gamble	2012-13	Coaches
Durand Scott	2012-13	Coaches/ACSMA
Tonye Jekiri	2014-15	Coaches/ACSMA
Tonye Jekiri	2015-16	Coaches/ACSMA
Davon Reed	2016-17	
Charlie Moore	2021-22	

ACC All-Academic Team

Brian Asbury	2005-06
Jimmy Graham	2005-06
Adrian Thomas	2005-06
Jimmy Graham	2006-07
Jack McClinton	2006-07
Jack McClinton	2007-08
Jack McClinton	2008-09
Antoine Allen	2009-10
Erik Swoope	2010-11
Adrian Thomas	2010-11
Raphael Akpejori	2012-13
Donnavan Kirk	2013-14
Davon Reed	2014-15
Davon Reed	2015-16
Davon Reed	2016-17
Bruce Brown	2016-17
Chris Lykes	2017-18
DJ Vasiljevic	2017-18
Lonnie Walker IV	2017-18
Chris Lykes	2018-19
Rodney Miller Jr.	2019-20
DJ Vasiljevic	2019-20
Nysier Brooks	2020-21
Charlie Moore	2021-22
Sam Waardenburg	2021-22

ACC Player of the Week

Robert Hite	Dec. 13, 2004
Guillermo Diaz	Jan. 10, 2005
Jack McClinton	Dec. 4, 2006
Jack McClinton	Dec. 17, 2007
Jack McClinton	Feb. 9, 2009
Reggie Johnson	Feb. 6, 2012
Durand Scott	Dec. 17, 2012

ACC HONORS

Durand Scott	Jan. 28, 2013
Shane Larkin	Feb. 4, 2013
Angel Rodriguez	Nov. 24, 2014
Sheldon McClellan	Dec. 1, 2014
Tonye Jekiri	Nov. 23, 2015
Kameron McGusty	Dec. 23, 2019
Kameron McGusty	Jan. 3, 2022

ACC Rookie of the Week

Dwayne Collins	Jan. 22, 2007
Durand Scott	Nov. 16, 2009
Durand Scott	Dec. 28, 2009
Durand Scott	Jan. 11, 2010
Durand Scott	Mar. 8, 2010
Shane Larkin	Dec. 5, 2012
Bruce Brown Jr.	Dec. 12, 2016
Bruce Brown Jr.	Feb. 28, 2017
Lonnie Walker IV	Dec. 11, 2017
Chris Lykes	Jan. 8, 2018
Lonnie Walker IV	Jan. 29, 2018
Lonnie Walker IV	Feb. 5, 2018
Isaiah Wong	Feb. 17, 2020
Isaiah Wong	Feb. 24, 2020

Preseason All-ACC Team*

Jack McClinton	2008-09	First
Malcolm Grant	2011-12	First
Bruce Brown Jr.	2017-18	Second
Chris Lykes	2019-20	Second
Chris Lykes	2020-21	First
Isaiah Wong	2021-22	First

* The ACC added a second-team list in 2015-16

ACC Tournament MVP

Shane Larkin	2012-13
--------------	---------

ACC All-Tournament Team

Durand Scott	2009-10	First
Reggie Johnson	2009-10	Second
Shane Larkin	2012-13	First
Durand Scott	2012-13	First
Trey McKinney Jones	2012-13	Second
Julian Gamble	2012-13	Second
Sheldon McClellan	2015-16	Second
Kameron McGusty	2020-21	Second
Isaiah Wong	2020-21	Second
Kameron McGusty	2021-22	First





BIG EAST HONORS

BIG EAST Coach of the Year

Leonard Hamilton	1994-95
Leonard Hamilton	1998-99

BIG EAST Player of the Year

Tim James	1998-99
-----------------	---------

BIG EAST Most Improved Player

Johnny Hemsley	1998-99
----------------------	---------

BIG EAST Sportsmanship Award

John Salmons	2001-02
--------------------	---------

First Team All-BIG EAST

Tim James	1997-98
Tim James	1998-99
Johnny Hemsley	1998-99

Second Team All-BIG EAST

Tim James	1996-97
Johnny Hemsley	1999-00
Darius Rice	2001-02
John Salmons	2001-02
Darius Rice	2003-04

Third Team All-BIG EAST

Constantin Popa	1992-93
Constantin Popa	1994-95
Mario Bland	1999-00
John Salmons	2000-01
James Jones	2001-02
Darius Rice	2002-03

Honorable Mention All-BIG EAST

James Jones	2002-03
-------------------	---------

BIG EAST All-Rookie Team

Steven Edwards	1992-93
Kevin Norris	1994-95
Tim James	1995-96
Darius Rice	2000-01
Guillermo Diaz	2003-04

BIG EAST All-Tournament Team

Jerome Scott	1992
Tim James	1999
Marcus Barnes	2002

BIG EAST Academic All-Star

Nick Donovan	1995-96
Brad Timpf	1995-96
Nick Donovan	1996-97
Nick Donovan	1997-98
Jerry Schlie	1998-99
Tarik El-Bassiouni	1999-00
James Jones	1999-00
Jerry Schlie	1999-00
Paulo Coelho	2000-01
James Jones	2000-01
Jerry Schlie	2000-01
James Jones	2001-02
Jerry Schlie	2001-02
James Jones	2002-03
Danny Marakovits	2002-03

BIG EAST Player of the Week

Jamal Johnson	Dec. 20, 1993
Tim James	Dec. 16, 1996
Kevin Norris	Jan. 20, 1997
Tim James	Nov. 24, 1997
Johnny Hemsley	Jan. 5, 1998
Johnny Hemsley	Dec. 21, 1998
Tim James	Dec. 28, 1998
Johnny Hemsley	Jan. 4, 1999
Tim James	Feb. 8, 1999
Tim James	Feb. 15, 1999
Johnny Hemsley	Feb. 22, 1999
Mario Bland	Mar. 5, 2000
John Salmons	Mar. 4, 2001
John Salmons	Dec. 23, 2001
John Salmons	Dec. 31, 2001
Darius Rice	Jan. 28, 2002
Darius Rice	Jan. 27, 2003
Robert Hite	Dec. 29, 2003

BIG EAST Rookie of the Week

Steven Edwards	Jan. 24, 1993
Steven Edwards	Feb. 14, 1993
Steven Edwards	Feb. 28, 1993
Kevin Norris	Jan. 16, 1995
Tim James	Jan. 2, 1996
Tim James	Jan. 9, 1996
Tim James	Feb. 26, 1996
Tim James	Mar. 3, 1996
Marcus Barnes	Jan. 22, 2001
Darius Rice	Feb. 19, 2001
Guillermo Diaz	Dec. 8, 2003

ALL-TIME VS. AP RANKED OPPONENTS

Highest-Ranked Opponent Defeated at Home

#1/1 Duke, 90-63, Jan. 23, 2013

Third-largest victory over a No. 1 team in poll history and widest such margin since 1968

Highest-Ranked Opponent Defeated on Road

#2/2 Connecticut, 73-71, Feb. 20, 1999

vs. AP Ranked Teams All-Time

Overall	61-175
Home	36-65
Away	18-80
Neutral	7-30
Overtime	4-11
Single Overtime.....	4-7
Double Overtime	0-4

vs. AP Ranked Teams Since Rebirth (1985-86)

Overall	59-164
Home	35-59
Away	18-75
Neutral	6-30
Overtime	4-11
Single Overtime.....	4-7
Double Overtime	0-4

vs. AP Ranked Teams Since Joining ACC (2004-05)

Overall	34-91
Home	18-34
Away	11-38
Neutral	5-19
Overtime	3-7
Single Overtime.....	3-5
Double Overtime	0-2
Conference Games	24-69
Home.....	16-32
Away	8-37
All Overtime.....	3-7
Single Overtime.....	3-5
Double Overtime	0-2
Non-Conference Games.....	10-22
Overtime.....	n/a
ACC Tournament.....	1-10
NCAA Tournament	2-4
Regular Season	7-8

vs. AP Ranked Teams

Under Head Coach Jim Larrañaga

Overall	23-59
Home	11-21
Away	8-25
Neutral	4-13
Conference Games	15-45
Home.....	9-20
Away	6-25
All Overtime.....	2-5
Single Overtime.....	2-4
Double Overtime	0-1
Non-Conference Games.....	8-14
Overtime	n/a
ACC Tournament	0-7
NCAA Tournament.....	2-3
Regular Season.....	6-4

Overall vs. AP Ranked Teams in Non-Conference Games

(includes conference tournament and postseason games)

Overall	16-65
Overtime (2OT).....	0-1
Home	6-18
Away	3-18
Neutral	7-29

At Watsco Center vs. AP Ranked Teams

(since January 2002)

Overall	19-35
Conference Games	17-33
Non-Conference Games.....	2-2
Overtime	1-6
Single Overtime.....	1-3
Double Overtime	0-3

Records do not count 11 games against opponents ranked only in the UPI Poll or USA TODAY Coaches Poll, but not the Associated Press Poll.

There are seven such games since the program rebirth, including five in the ACC era. Just two of them (Florida State on 1/27/19 and at Wake Forest on 2/12/22) came under Jim Larrañaga.

MIAMI VS. RANKED OPPONENTS

1960-61	AP	UPI			
1/30/61	7	—	Louisville	W	71-69
1962-63	AP	UPI			
12/21/62	2	2	Duke	W	71-69
1964-65	AP	UPI			
12/12/64	10	13	St. John's	L	79-77
2/2/65	—	20	Miami (Ohio)	W	100-85
1965-66	AP	UPI			
12/9/65	—	11	at San Francisco	L	105-89
1966-67	AP	UPI			
12/28/66	—	17	Western Kentucky	L	94-89
2/18/67	7	8	Houston	L	105-86
2/25/67	—	17	at St. John's	L	97-70
1967-68	AP	UPI			
2/15/68	1	—	at Houston	L	106-64
1969-70	AP	UPI			
12/12/69	2	—	at UCLA	L	127-69
12/30/69	5	—	Ohio University	L	99-74
1/10/70	7	—	at Jacksonville	L	121-87
2/14/70	13	—	at Houston	L	118-98
2/28/70	9	—	Florida State	L	112-96
3/4/70	6	—	Jacksonville	L	108-97
1970-71	AP	UPI			
1/9/71	7	—	at Jacksonville	L	124-82
3/2/71	9	—	Jacksonville	L	94-75
1985-86	AP	UPI			
2/19/86	2	—	at Duke	L	104-82
2/22/86	14	—	Notre Dame	L	126-73
1986-87	AP	UPI			
12/6/86	1	—	at North Carolina	L	122-77
1/17/87	20	—	at Kansas	L	82-47
2/21/87	18	—	at Florida	L	99-60
3/5/87	20	—	at Notre Dame	L	65-49
1987-88	AP	UPI			
11/27/87	9	—	vs. Michigan	L	109-76
12/30/87	11	—	vs. Purdue	L	110-82
1/2/88	18	—	Georgetown	L	82-78
1/6/88	9	—	at Duke	L	107-69
2/9/88	8	—	BYU	L	99-86
1988-89	AP	UPI			
12/10/88	1	—	Duke	L	117-102
1/7/89	5	—	at Georgetown	L	112-79
1/12/89	12	—	Kansas	W	87-86
1/24/89	20	—	Providence	L	106-91

1989-90	AP	UPI			
12/19/89	20	—	at Arizona	L	83-53
1/10/90	1	—	Kansas	L	100-73
2/5/90	25	—	at North Carolina	L	87-74
1990-91	AP	UPI			
12/14/90	11	—	Georgia	L	78-60
3/6/91	25	—	at DePaul	L	75-58
1991-92	AP	UPI			
1/2/92	5	—	at Connecticut*	L	85-62
1/7/92	18	—	at Seton Hall*	L	64-52
1/11/92	20	—	at Syracuse*	L	73-57
1/14/92	17	—	St. John's*	W	45-42
1/18/92	8	—	Connecticut*	L	77-58
2/29/92	22	—	Syracuse*	L	68-63
3/4/92	22	—	Seton Hall*	L OT	90-82
3/13/92	21	—	vs. Georgetown	L	77-64
1992-93	AP	UPI			
12/7/92	6	—	at Seton Hall*	L	65-56
1/2/93	10	—	Georgetown*	W	80-69
1/6/93	24	—	at Pittsburgh*	L	85-78
1/9/93	21	—	at Syracuse*	L	89-81
1/23/93	20	—	Pittsburgh*	L	86-84
2/20/93	25	—	St. John's*	W	82-77
2/23/93	14	—	Seton Hall*	L	85-73
1993-94	AP	USA TODAY			
12/22/93	12	18	at Syracuse*	L	81-52
1/15/94	20	20	at Boston College*	L	69-49
2/5/94	5	6	at Connecticut*	L	73-57
2/22/94	5	—	Connecticut*	L	74-49
3/1/94	14	—	Syracuse*	L	71-69
1994-95	AP	USA TODAY			
12/6/94	19	19	Syracuse*	L	83-65
1/7/95	12	13	at Georgetown*	L	71-64
1/25/95	22	25	Villanova*	L	92-62
1/28/95	6	6	at Syracuse*	L	76-51
1/31/95	4	5	at Connecticut*	L	82-57
2/4/95	13	13	Georgetown*	W	67-61
2/7/95	16	18	at Villanova*	L	73-63
3/4/95	4	5	Connecticut*	L	75-67
3/10/95	24	—	vs. Georgetown	L	69-58
1995-96	AP	USA TODAY			
12/5/95	2	2	Villanova*	L	70-68
1/3/96	11	12	Syracuse*	W	75-66
1/6/96	7	6	at Connecticut*	L	73-52
1/13/96	5	5	at Georgetown*	L	72-67
1/27/96	7	7	at Villanova*	L	90-62
2/1/96	18	16	at Syracuse*	L	72-51
2/10/96	22	21	Boston College*	L	62-58
3/7/96	6	6	vs. Georgetown	L	92-62

MIAMI VS. RANKED OPPONENTS

1996-97	AP	USA TODAY					
12/7/96	19	17	Syracuse*	W	67-63		
1/2/97	25	25	at Boston College*	L	65-62		
1/11/97	8	7	at Villanova*	W	61-59		
1997-98	AP	USA TODAY					
11/21/97	17	17	Charlotte	W	89-72		
12/27/97	—	23	Georgia Tech*	L	69-61		
1/6/98	8	8	Connecticut*	W	76-67		
1/10/98	25	21	at West Virginia*	L	98-84		
1/18/98	15	15	at Syracuse*	L	85-67		
2/10/98	23	20	Syracuse*	L	72-63		
2/28/98	19	19	West Virginia*	W	70-66		
3/13/98	19	20	vs. UCLA	L	65-62		
1998-99	AP	USA TODAY					
12/5/98	8	8	at Kentucky	L	74-65		
1/6/99	10	9	St. John's*	W	84-79		
1/20/99	1	1	Connecticut*	L	70-68		
2/3/99	9	10	at St. John's*	W	73-70		
2/8/99	18	17	at Syracuse*	W	76-63		
2/20/99	2	2	at Connecticut*	W	73-71		
3/5/99	10	9	vs. St. John's	L	62-59		
1999-2000	AP	USA TODAY					
12/18/99	7	9	North Carolina	L	78-68		
1/8/00	7	8	Syracuse*	L	67-55		
1/29/00	16	18	Kentucky	L	60-57		
2/19/00	18	18	at Connecticut*	W	63-57		
3/5/00	18	21	St. John's*	W OT	74-70		
3/10/00	19	20	vs. St. John's	L	58-57		
3/19/00	8	8	vs. Ohio State	W	75-62		
3/24/00	18	19	vs. Tulsa	L	80-71		
2000-01	AP	USA TODAY					
12/4/00	14	12	at North Carolina*	L	67-45		
1/13/01	24	—	at Boston College*	L	82-73		
1/20/01	15	15	Connecticut*	W	77-74		
2/1/01	22	25	Seton Hall*	W	72-66		
2/13/01	10	7	at Syracuse*	W	68-57		
2001-02	AP	USA TODAY					
12/15/01	21	24	vs. Indiana	W	58-53		
1/2/02	23	24	at Georgetown*	W	79-71		
2/2/02	17	22	Connecticut*	W	68-66		
3/8/02	7	7	vs. Pittsburgh	L	76-71		
2002-03	AP	USA TODAY					
12/21/02	13	13	vs. Florida	L 2OT	94-93		
1/11/03	3	3	at Connecticut*	L OT	83-80		
1/20/03	11	8	Connecticut*	W	77-76		
2003-04	AP	USA TODAY					
1/7/04	12	13	at North Carolina	L	89-64		
1/10/04	15	15	Pittsburgh*	L 2OT	84-80		
2/14/04	—	25	Syracuse*	L	91-74		
2/18/04	8	8	at Connecticut*	L	76-63		
2/21/04	19	17	at Providence*	L	70-57		
2004-05	AP	USA TODAY					
12/4/04	19	18	at Florida	W	72-65		
1/6/05	9	10	at Georgia Tech*	L	80-69		
1/9/05	—	24	NC State*	W	67-66		
1/19/05	4	4	Duke*	L	92-83		
1/22/05	6	6	at North Carolina*	L	87-67		
1/29/05	5	5	at Wake Forest*	L	94-82		
2/5/05	22	24	Maryland*	W OT	75-73		
2/15/05	5	5	Wake Forest*	L	68-63		
3/3/05	6	6	at Duke*	L	83-59		
2005-06	AP	USA TODAY					
12/18/05	21	19	at NC State*	L	81-69		
12/22/05	5	5	Florida	L	77-67		
12/31/05	10	10	vs. Louisville	L	58-43		
1/7/06	14	12	Maryland*	W	84-70		
1/14/06	20	20	at North Carolina*	W	81-70		
1/21/06	21	21	Boston College*	L	65-61		
2/8/06	16	15	NC State*	L 2OT	86-77		
2/12/06	23	24	North Carolina*	L	80-70		
2/16/06	13	15	at Boston College*	L	65-54		
2/19/06	2	2	at Duke*	L	92-71		
3/10/06	3	3	vs. Duke	L	80-76		
2006-07	AP	USA TODAY					
12/3/06	21	25	Georgia Tech*	W	90-82		
1/10/07	—	25	at Maryland*	W	63-58		
1/14/07	11	11	Duke*	L	85-63		
1/23/07	24	23	Virginia Tech*	L	92-85		
1/31/07	3	3	at North Carolina*	L	105-64		
2/21/07	24	19	Virginia*	W	68-60		
3/8/07	17	21	vs. Maryland	W	67-62		
2007-08	AP	USA TODAY					
1/23/08	5	4	North Carolina*	L	98-82		
1/27/08	—	25	Clemson*	W	75-72		
2/2/08	3	3	at Duke*	L	88-73		
2/20/08	5	4	Duke*	W	96-95		
3/23/08	7	7	vs. Texas	L	75-72		
2008-09	AP	USA TODAY					
11/23/08	2	2	vs. Connecticut	L	76-63		
12/21/08	25	25	Clemson*	L	91-72		
1/10/09	24	17	at Boston College*	W	77-71		
1/17/09	5	6	at North Carolina*	L	82-65		
2/4/09	7	6	Wake Forest*	W	79-52		
2/7/09	4	3	at Duke*	L OT	78-75		
2/15/09	3	3	North Carolina*	L	69-65		
2009-10	AP	USA TODAY					
2/10/10	20	20	Georgia Tech*	W	64-62		
2/17/10	6	6	Duke*	L	81-74		
3/13/10	4	4	vs. Duke	L	77-74		
2010-11	AP	USA TODAY					
11/15/10	19	19	at Memphis	L	72-68		
1/2/11	1	1	at Duke*	L	74-63		
2/13/11	5	5	Duke*	L	81-71		
3/11/11	6	7	vs. North Carolina	L	61-59		

MIAMI VS. RANKED OPPONENTS

2011-12 AP USA TODAY

12/6/11	21	20	Memphis	L	71-54
1/7/12	21	23	at Virginia*	L	52-51
1/10/12	3	3	at North Carolina*	L	73-56
2/5/12	7	5	at Duke*	W OT	78-74
2/11/12	15	17	at Florida State*	L	64-59
2/15/12	8	7	North Carolina*	L	73-64
2/26/12	15	16	Florida State*	W	78-62
3/9/12	17	17	vs. Florida State	L	82-71

2012-13 AP USA TODAY

11/28/12	13	14	Michigan State	W	67-59
12/23/12	4	5	vs. Arizona	L	69-50
1/23/13	1	1	Duke*	W	90-63
2/2/13	19	19	at NC State*	W	79-78
3/2/13	3	3	at Duke*	L	79-76
3/28/13	15	16	vs. Marquette	L	71-61

2013-14 AP USA TODAY

1/4/14	2	2	at Syracuse*	L	49-44
1/22/14	18	18	Duke*	L	67-46
1/25/14	2	2	Syracuse*	L	64-52
2/5/14	25	22	Pittsburgh*	L OT	59-55
2/26/14	12	11	at Virginia*	L	65-40

2014-15 AP USA TODAY

11/17/14	8	7	at Florida	W	69-67
12/2/14	24	25	Illinois	W	70-61
1/3/15	3	3	Virginia*	L 2OT	89-80
1/13/15	4	4	at Duke*	W	90-74
1/17/15	12	12	at Notre Dame*	L	75-70
2/3/15	9	8	Louisville*	L	63-55
2/21/15	12	12	at Louisville*	L	55-53
2/28/15	15	18	North Carolina*	L	73-64
3/12/15	11	9	vs. Notre Dame	L	70-63

2015-16 AP USA TODAY

11/20/15	16	16	vs. Utah	W	90-66
11/22/15	22	20	vs. Butler	W	85-75
01/12/16	13	11	at Virginia*	L	66-58
01/25/16	24	20	Duke*	W	80-69
02/20/16	5	4	at North Carolina*	L	96-71
02/22/16	3	3	Virginia*	W	64-61
02/27/16	11	—	Louisville*	W	73-65
03/11/16	4	4	vs. Virginia	L	73-68
03/24/16	6	6	vs. Villanova	L	92-69

2016-17 AP USA TODAY

11/25/16	21	22	vs. Iowa State	L	73-56
1/12/17	20	20	Notre Dame*	L	67-62
1/21/17	18	18	at Duke*	L	70-58
1/28/17	9	6	North Carolina*	W	77-62
2/1/17	15	16	Florida State*	L	75-57
2/11/17	4	4	at Louisville*	L	71-66
2/20/17	18	19	at Virginia*	W OT	54-48
2/25/17	10	11	Duke*	W	55-50
3/4/17	15	17	at Florida State*	L	66-57
3/9/17	6	6	vs. North Carolina	L	78-53

2017-18 AP USA TODAY

11/29/17	12	12	at Minnesota	W	86-81
1/7/18	24	—	Florida State*	W	80-74
1/13/18	19	17	at Clemson*	L	72-63
1/15/18	5	5	Duke*	L	83-75
2/13/18	1	3	Virginia*	L	59-50
2/27/18	9	9	at North Carolina*	W	91-88
3/8/18	12	11	vs. North Carolina	L	82-65

2018-19 AP USA TODAY

1/3/19	18	19	NC State*	L	87-82
1/9/19	13	13	at Florida State*	L	68-62
1/19/19	13	15	North Carolina*	L	85-76
1/27/19	—	23	Florida State*	L	78-66
1/30/19	12	11	Virginia Tech*	L	82-70
2/2/19	3	3	at Virginia*	L	56-46
2/9/19	8	8	at North Carolina*	L OT	88-85
3/2/19	3	2	at Duke*	L	87-57
3/8/19	15	16	at Virginia Tech*	L	84-70
3/13/19	16	15	vs. Virginia Tech	L	71-56

2019-20 AP USA TODAY

11/5/19	5	5	Louisville*	L	87-74
1/4/20	2	2	Duke*	L	95-62
1/7/20	13	11	at Louisville*	L	74-58
1/18/20	9	9	Florida State*	L OT	83-79
1/21/20	8	8	at Duke*	L	89-59
2/8/20	8	8	at Florida State*	L	99-81
3/4/20	22	22	Virginia*	L	46-44

2020-21 AP USA TODAY

12/29/20	24	—	at Virginia Tech*	L	80-78
1/16/21	16	18	Louisville*	W	78-72
1/27/21	16	16	at Florida State*	L	81-59
2/6/21	16	16	Virginia Tech*	L OT	80-76
2/24/21	11	9	Florida State*	L	88-71
3/1/21	21	20	at Virginia*	L	62-51

2021-22 AP USA TODAY

11/28/21	10	9	vs. Alabama	L	96-64
1/8/22	2	2	at Duke*	W	76-74
2/12/22	—	25	at Wake Forest*	W	76-72
3/11/22	7	7	vs. Duke	L	80-76
3/18/22	21	22	vs. Southern Cal	W	68-66
3/20/22	8	7	vs. Auburn	W	79-61
3/27/22	3	3	vs. Kansas	L	76-50

MIAMI IN THE POLLS

	AP	USAT/ UPI		AP	USAT
1959-60			2009-10		
12/30/59	15	—	1/11/10	23	—
1/5/60	14	—	2012-13		
1/13/60	15	—	1/21/13	25	—
1/19/60	11	—	1/28/13	14	15
1/27/60	11	—	2/4/13	8	11
2/3/60	11	—	2/12/13	3	4
2/10/60	10	—	2/18/13	2	2
2/16/60	10 (3)	—	2/25/13	5	7
2/24/60	9 (2)	—	3/4/13	6	7
3/1/60	8 (7)	—	3/11/13	9	10
Final	10	—	3/18/13	5	4
			Final		10
1962-63			2014-15		
1/2/63	HM	15	11/24/14	17	20
1/30/63	—	18	12/1/14	15	15
			12/8/14	20	T21
1964-65			12/15/14	18	19
Preseason	HM	16	1/26/15	23	23
1/20/65	—	T19	2015-16		
2/17/65	HM	T19	11/23/15	15	19
2/23/65	HM	17	11/30/15	21	21
			12/7/15	17	20
1998-99			12/14/15	15	19
1/18/99	25	—	12/21/15	13	16
1/25/99	23	25	12/28/15	13	15
2/1/99	25	—	1/4/16	12	11
2/8/99	16	21	1/11/16	8	6
2/15/99	15	16	1/18/16	15	14
2/22/99	11	13	1/25/16	15	13
3/1/99	9	10	2/1/16	17	15
3/8/99	10	12	2/8/16	12	11
Final		T12	2/15/16	11	10
			2/22/16	12	11
1999-2000			2/29/16	7	7
Preseason	25	24	3/7/16	11	11
11/22/99	—	24	3/14/16	T10	11
11/29/99	—	25	Final		8
3/6/00	23	25	2016-17		
3/13/00	23	25	2/27/17	25	25
Final		20	2017-18		
			Preseason	13	12
2001-02			11/13/17	11	12
12/24/01	24	23	11/20/17	11	11
12/31/01	21	21	11/27/17	10	13
1/7/02	21	20	12/4/17	10	11
1/14/02	24	20	12/11/17	6	8
1/21/02	22	19	12/18/17	6	7
1/28/02	15	16	12/25/17	15	16
2/4/02	12	11	1/1/18	15	17
2/11/02	13	11	1/8/18	18	19
2/18/02	17	13	1/15/18	25	23
2/25/02	22	18	1/22/18	—	24
3/3/02	20	16	2/5/18	25	25
3/10/02	21	21	3/5/18	24	25
			3/12/18	22	25
2007-08			2021-22		
12/17/07	22	22	Final		T16
12/24/07	19	19			
1/7/08	25	—			
1/14/08	21	24			
2008-09					
Preseason	17	16			
11/17/08	17	16			
11/24/08	22	21			
12/1/08	21	22			
12/8/08	—	25			

RANKED MATCHUPS

(When both teams are ranked)

	AP Rank	UM OPP			
1998-99					
1/20/99	25	1	Connecticut *	L	70-68
2/3/99	25	9	at St. John's *	W	73-70
2/8/99	16	18	at Syracuse *	W	76-63
2/20/99	15	2	at Connecticut *	W	73-71
3/5/99	10	9	vs. St. John's	L	62-59
1999-2000					
3/10/00	23	19	vs. St. John's	L	58-57
3/19/00	23	8	vs. Ohio State	W	75-62
3/24/00	23	18	vs. Tulsa	L	80-71
2001-02					
1/2/02	21	23	at Georgetown *	W	71-79
2/2/02	15	17	Connecticut *	W	68-66
3/8/02	21	7	vs. Pittsburgh	L	76-71
2008-09					
11/23/08	17	2	vs. Connecticut	L	76-63
2012-13					
1/23/13	25	1	Duke *	W	90-63
2/2/13	14	19	at NC State *	W	79-78
3/2/13	5	3	at Duke *	L	79-76
3/28/13	5	15	vs. Marquette	L	71-61
2014-15					
12/2/14	15	24	Illinois	W	70-61
2015-16					
1/12/16	8	13	at Virginia*	L	66-58
1/25/16	15	24	Duke*	W	80-69
2/20/16	11	5	at North Carolina*	L	96-71
2/22/16	12	3	Virginia*	W	64-61
2/27/16	12	11	Louisville*	W	73-65
3/11/16	11	4	vs. Virginia	L	73-68
3/24/16	10	6	vs. Villanova	L	92-69
2016-17					
3/4/17	25	15	at Florida State*	L	66-57
2017-18					
11/29/17	10	12	at Minnesota	W	86-81
1/7/18	15	24	Florida State*	W	80-74
1/13/18	18	19	at Clemson*	L	72-63
1/15/18	25	5	Duke*	L	83-75
3/8/18	24	12	vs. N. Carolina	L	82-65

* Conference game

MIAMI AS AN AP TOP-25 TEAM

Since the rebirth of basketball at UM in 1985-86

1998-99

1/20	[25/25] #2/2 Connecticut*	L	68-70
1/24	[25 /25] at Boston College*	W	75-67
1/27	[23/25] Seton Hall*	W	77-71
1/30	[23/25] at Pittsburgh*	L	54-60
2/3	[25 /25] at St. John's*	W	73-70
2/6	[25 /25] Georgetown*	W	71-58
2/8	[16/21] at Syracuse*	W	76-63
2/13	[16/21] at Providence*	W	69-65
2/16	[16/21] Villanova*	W	103-82
2/20	[16/21] at Connecticut*	W	73-71
2/23	[11/13] Pittsburgh*	W	85-52
2/27	[11/13] Rutgers*	W	68-63
3/4	[9/10] vs. Georgetown^	W	65-54
3/5	[9/10] vs. #9/10 St. John's^	L	59-62
3/12	[10/12] vs. Lafayette#	W	75-54
3/14	[10/12] vs. Purdue#	L	63-73

1999-2000

3/9	[23/23] vs. Notre Dame\$	W	61-58
3/10	[23/23] vs. #19/20 St. John's^	L	57-58
3/17	[23/25] vs. Arkansas #	W	75-71
3/19	[23/25] vs. #8/8 Ohio State#	W	75-62
3/24	[23/25] vs. #18/19 Tulsa#	L	71-80

2001-02

12/27	[24/23] at LSU	W	68-61
12/30	[24/23] St. Francis (Pa.)	W	71-48
1/2	[21/21] at #23/24 Georgetown*	W	79-71
1/5	[21/21] at Connecticut*	L	75-76
1/8	[21/20] at St. John's*	L	60-71
1/12	[21/20] at Virginia Tech*	W	77-68
1/15	[24/20] Pittsburgh*	W 2OT	76-69
1/19	[24/20] Providence*	W OT	102-96
1/24	[22/19] Villanova*	W	76-58
1/29	[15/16] Boston College*	L	65-70
2/2	[15/16] #17/22 Connecticut*	W	68-66
2/5	[12/11] at Villanova*	W	65-56
2/10	[12/11] at Boston College*	L	63-76
2/13	[13/11] St. John's*	W	79-56
2/17	[13/11] at Rutgers*	L	61-64
2/23	[17/13] Notre Dame*	L	77-90
2/26	[22/18] at Providence*	W	81-65
3/2	[22/18] Virginia Tech*	W	83-77
3/7	[21/21] vs. Georgetown^	W	84-76
3/8	[21/21] vs. #7/7 Pittsburgh^	L	71-76
3/14	[21/21] vs. Missouri#	L	80-93

2007-08

12/17	[22/22] Stetson	W	89-53
12/20	[22/22] North Florida	W	85-63
12/23	[22/22] North Carolina A&T	W	95-64
12/29	[19/19] vs. Winthrop+	L	70-76
1/12	[25/RV] Georgia Tech*	W	78-68
1/15	[21/24] at Boston College*	L	66-76
1/19	[21/24] at NC State*	L OT	77-79

2008-09

11/15	[17/16] Florida Southern	W	96-60
11/21	[17/16] vs. Southern Miss&	W	70-60
11/23	[17/16] vs. #2/2 Connecticut&	L	63-76
11/24	[22/21] vs. San Diego&	W	80-45
11/29	[22/21] Stetson	W	79-65
12/2	[21/22] Ohio State!	L	68-73
12/6	[21/22] at Kentucky	W	73-67
12/12	[RV/25] FIU	W	76-50
12/14	[RV/25] Robert Morris	W	70-62

2009-10

1/13	[23/RV] at Virginia Tech*	L	66-81
1/16	[23/RV] at Virginia*	L	57-75

2012-13

1/23	[25/RV] #1/1 Duke*	W	90-63
1/27	[25/RV] Florida State*	W	71-47
1/30	[14/15] at Virginia Tech*	W	73-64
2/2	[14/15] at #19/19 NC State*	W	79-78
2/5	[8/11] Boston College*	W	72-50
2/9	[8/11] North Carolina*	W	87-61
2/13	[3/4] at Florida State*	W	74-68
2/17	[3/4] at Clemson*	W	45-43
2/19	[2/2] Virginia*	W	54-50
2/23	[2/2] at Wake Forest*	L	65-80
2/27	[5/7] Virginia Tech*	W	76-58
3/2	[5/7] at #3/3 Duke*	L	76-79
3/6	[6/7] Georgia Tech*	L	69-71
3/9	[6/7] Clemson*	W	62-49
3/15	[9/10] vs. Boston College ^	W	69-58
3/16	[9/10] vs. NC State ^	W	81-71
3/17	[9/10] vs. North Carolina ^	W	87-77
3/22	[5/4] vs. Pacific#	W	78-49
3/24	[5/4] vs. Illinois#	W	63-59
3/28	[5/4] vs. #15/16 Marquette#	L	61-71

MIAMI AS AN AP TOP-25 TEAM

2014-15

11/25	[17/20] at Charlotte%	W	77-74
11/28	[17/20] South Alabama	W	87-75
12/2	[15/15] #24/25 Illinois !	W	70-61
12/6	[15/15] Green Bay	L	55-68
12/8	[20/21] Savannah State	W	70-39
12/19	[18/19] Eastern Kentucky	L	44-72
1/28	[23/23] Georgia Tech*	L	50-70
2/1	[23/23] at Florida State*	L	54-55

2015-16

11/27	[15/19] Northeastern	L	77-78
12/1	[21/21] at Nebraska !	W OT	77-72
12/5	[21/21] Charlotte	W	88-60
12/8	[17/20] Florida	W	66-55
12/19	[15/19] Co. of Charleston	W	85-63
12/22	[13/16] at La Salle	W	95-49
12/29	[13/15] Princeton	W	76-64
1/2	[13/15] Syracuse*	W	64-51
1/9	[12/11] Florida State*	W	72-59
1/12	[8/9] at #13/11 Virginia*	L	58-66
1/16	[8/9] at Clemson*	L	65-76
1/20	[15/14] at Boston College*	W	67-53
1/23	[15/14] Wake Forest*	W	77-63
1/25	[15/13] #24/20 Duke*	W	80-69
1/30	[15/13] at NC State*	L	69-85
2/3	[17/15] Notre Dame*	W	79-70
2/7	[17/15] at Georgia Tech*	W	75-68
2/9	[12/11] Pittsburgh*	W	65-63
2/14	[12/11] at Florida State*	W	67-65
2/17	[11/10] Virginia Tech*	W	65-49
2/20	[11/10] at #5/4 North Carolina*	L	71-96
2/22	[12/11] #3 Virginia*	W	64-61
2/27	[12/11] #11/- Louisville*	W	73-65
3/2	[7/7] at Notre Dame*	W	68-50
3/5	[7/7] at Virginia Tech*	L	62-77
3/10	[11/11] vs. Virginia Tech ^	W	88-82
3/11	[11/11] vs. #4 Virginia ^	L	68-73
3/17	[10/11] vs. Buffalo #	W	79-72
3/19	[10/11] vs. Wichita State#	W	65-57
3/24	[10/11] vs. #6 Villanova#	L	69-92

2016-17

2/27	[25] at Virginia Tech*	L	61-66
3/4	[25] at #15/17 Florida State*	L	57-66

2017-18

11/10	[13/12] Gardner-Webb	W	77-45
11/12	[13/12] Navy	W	89-55
11/16	[11/12] Florida A&M	W	90-59
11/22	[11/11] vs. La Salle	W	57-46
11/25	[11/11] North Florida	W	86-65
11/29	[10/13] at #12 Minnesota!	W	86-81
12/2	[10/13] vs. Princeton	W	80-52
12/5	[10/11] Boston University	W	69-54
12/16	[6/8] at George Washington	W	59-59
12/22	[6/7] at Hawaii	W	75-57
12/23	[6/7] vs. New Mexico State	L	54-63
12/25	[15/16] vs. Middle Tennessee	W	84-81
12/30	[15/16] at Pittsburgh*	W	67-53
1/3	[15/17] at Georgia Tech*	L	54-64
1/7	[15/17] #24/RV Florida State*	W	80-74
1/13	[18/19] at #19/17 Clemson*	L	63-72
1/15	[25/23] #5 Duke*	L	75-83
1/21	[25/23] at NC State*	W	86-81
1/24	[RV/24] Louisville	W OT	78-75
1/27	[RV/24] at Florida State	L OT	94-103
2/7	[25/25] Wake Forest*	W	87-81
2/10	[25/25] at Boston College*	L	70-72
3/8	[24/25] vs. #12/11 N. Carolina^	L	65-82
3/15	[22/24] vs. Loyola Chicago#	L	62-64

* Conference game

^ Conference tournament

NCAA Tournament

! ACC-Big Ten Challenge

& Paradise Jam (St. Thomas, U.S.V.I)

% Gildan Charleston Classic (Charleston, S.C.)

Italics indicate team was not ranked in AP Poll, just in Coaches Poll

ALL-TIME LETTER WINNERS

Adams, Brandon.....	1988-92	Corcoran, John.....	1938-39	Hamilton, Gary.....	2002-06
Adams, Garrius.....	2009-14	Courtney, Cliff.....	1927-28	Hamilton, George.....	1938-39
Akpejori, Raphael.....	2010-14	Cross, Matt.....	2020-21	Hammond, Dod.....	1959-60
Angelus, Charles.....	1945-46	Crowe, Luke.....	1930-31	Hanley, Charles.....	1967-68
Alix, Lou.....	1961-62	Cruz Uceda, Ivan.....	2014-16	Hansen, Louis.....	1928-29, 1930-31
Allen, Antoine.....	2009-10	Curcio, Mike.....	1996-98	Harden III, Leonard.....	2003-04
Allen, Ken.....	1960-63	Curnutt, Don.....	1967-70	Harris, Anthony.....	2003-07
Allen, Willie.....	1968-71			Harris, Lionel.....	1970-71
Alter, Foster.....	1930-31	Dampier, John.....	1963-65	Harvey, Tim.....	1985-87
Applegate, Bruce.....	1958-61	Davis, Jerry.....	1956-57, 1958-59	Heffer, Larry.....	1961-62
Arterburn, Harold.....	1953-55	Davis, Howard.....	1938-40	Heller, Justin.....	2010-14
Asbury, Brian.....	2005-09	Davis, Will.....	1992-97	Hemsley, Johnny.....	1996-00
Ashman, Rodger.....	1926-29	Dawson, Tim.....	1985-88	Herenton, Willie.....	2018-21
		Denton, Bob.....	1952-54	Hickox, Dick.....	1958-61
Barker, Chuck.....	1994-96	Dews, James.....	2006-10	Hicks, Raymond.....	2004-08
Barnes, Lucas.....	1996-98	Diaz, Guillermo.....	2003-06	High, Tshombe.....	1993-94
Barnes, Marcus.....	2000-02	Djahue, Rodrigue.....	2000-04	Hilbish, Tom.....	1938-41
Barry, Rick.....	1962-65	Donovan, Nick.....	1995-99	Hill, Dan.....	1930-31
Batemon, Glenn.....	2004-05	Douglas, Bob.....	1941-42	Hite, Robert.....	2002-06
Bates, John.....	1963-64, 1965-67	Doyle, Keith.....	1945-46	Hoban, Gene.....	1954-56
Bazil, Alex.....	1940-41	Dunn, Eddie.....	1938-39	Hocker, Thomas.....	1987-90
Beckner, Wayne.....	1962-65	Dunn, Mitchell.....	1994-95	Hoffman, Richard.....	1951-53
Berghoff, Dick.....	1957-58	Dusewicz, Adam.....	1991-94	Holiber, Charles.....	1961-63
Berumen, Rafael.....	2001-03			Horford, Tito.....	1986-88
Beverly, Harlond.....	2019-22	Edwards, Lou.....	1945-47	Houston, Kevin.....	1998-99
Bland, Mario.....	1996-00	Edwards, Steven.....	1992-96	Howard, Lemuel.....	1986-87
Bleier, Ted.....	1927-29	El-Bassiouni, Tarik.....	1999-00	Howell, Douglas.....	1953-55
Boyle, Gene.....	1939-40	Elliott, Doug.....	1989-91	Hubbard, Lee.....	1970-71
Brooks, Nysier.....	2020-21	Evans, John.....	1928-29, 1930-31	Huell, Dewan.....	2016-18
Brown, Bruce.....	2016-18			Hughes, Bryan.....	1985-87
Brown, Eric.....	1985-89	Fernandez, Michael.....	2013-15	Hurd, Leroy.....	1999-01
Brown, Rion.....	2010-14	Ferrara, Tony.....	1947-50	Hurdle, Lance.....	2007-09
Buncum, Omar.....	2006-07	Fisher, Michael.....	1946-47	Hutslar, Mike.....	1967-70
Burdette, Marty.....	1955-58	Focht, Dick.....	1950-51		
Burnett, Deandre.....	2014-15	Franklin, Alfred "Red".....	1927-29	Ibach, Ervin.....	1946-49
Burns, Dennis.....	1985-89	Fraser, Alex.....	1993-97	Ingemi, Mike.....	1947-48
Burton, Trevor.....	1989-93	Frazier, Steve.....	1992-96, 97-98	Isles, David.....	1994-95
Butler, Lee.....	2004-06	Friedman, Abe.....	1946-50	Izundu, Ebuka.....	2015-19
Butts, Bernie.....	1962-64	Friedman, Mike.....	1955-56		
Byars-Dawson, Mike.....	1997-99	Frisby, William.....	2001-02, 2003-05	James, Harvey.....	1945-46
				James, Tim.....	1995-99
Caldwell, Justin.....	1989-91	Gak, Deng.....	2018-22	Jekiri, Tonye.....	2012-16
Cambell, Bob "Whitey".....	1946-50	Gamble, Julian.....	2008-13	Jennings, Vernon.....	1996-00
Canaday, Wayne.....	1968-70	Gardner, Joe.....	1956-59	Johnson, Jamal.....	1993-94
Cantrell, Dennis.....	1967-70	Gardner, Michael.....	1991-94	Johnson, Reggie.....	2009-13
Carbonneau, Harold.....	1927-28	Gay, Charles.....	1969-70	Johnson, Zach.....	2018-19
Carifoe, George.....	1940-42	Gee, Junior.....	1964-67	Jones, DeQuan.....	2008-12
Carroll, Bob.....	1947-48	Gilbert, Lawrence.....	2006-07	Jones, James.....	1999-03
Carson, James.....	1952-55	Gkogkos, Filippos.....	2019-22	Jones, Rick.....	1964-67
Catha, Larry.....	1926-29	Glenn, Darrell.....	1985-86	Joseph, Bensley.....	2021-22
Chadroff, Sy.....	1949-52	Glover, Landon.....	2006-08	Jupin, Gene.....	1941-42
Champouillon, David.....	1985-86	Godfrey, Ron.....	1958-61		
Clark, Adam.....	1991-93	Gonzalez, Orlando.....	1999-01	Kadji, Kenny.....	2011-13
Clark, Clifton.....	1995-97	Gordon, Joe.....	2000-01	Kahn, Andy.....	1990-91
Clarke, Karron.....	2003-04	Graham, Jimmy.....	2005-09	Kasulin, Al.....	1941-42
Clemente, Denis.....	2005-07	Grant, Malcolm.....	2009-12	Keene, Howard.....	1950-53
Cobb, Don.....	1947-49	Green, Bob.....	1963-67	Kees, James.....	1940-41
Coelho, João Paulo.....	1998-00, 2001-03	Green, Tom.....	1967-69	Kessler, Larry.....	1962-63
Cohen, Julie.....	1959-62	Grist, Joe.....	1949-51	Kichfski, Robert.....	1954-55
Collins, Dwayne.....	2006-10	Grob, Charles.....	1963-66	Kieserman, Jim.....	1991-92
Contreras, Edward.....	1956-59	Guimento, Chuck.....	1938-40	King, Anthony.....	2003-06, 2007-08
Caneland, Keaton.....	2004-07	Hagan, Arthur.....	1945-46	Kirk, Donnavan.....	2009-10, 13-14

ALL-TIME LETTER WINNERS

Kisker, David.....	1970-71	Norris, Kevin.....	1994-98	Snell, Willie.....	1970-71
Klein, Richard.....	1970-71	Noti, Charles.....	1966-68	Snider, Martin.....	1958-60
Klima, Edward.....	1953-56	Nugent, Nick.....	1955-56	Soens, Bill.....	1966-68
Kojkowski, Stanley.....	1955-57	Nylin, Bob.....	1969-70	Solie, Lloyd.....	1927-29, 1930-31
Konel, Dave.....	1939-40			Sorenson, Steve.....	2012-14
Krutulis, Joe.....	1939-42	O'Brien, Jimmy.....	1926-27	Spagnolo, Bob.....	1969-71
		Oesch, Harold.....	1938-39	Spisak, Jack.....	1959-60, 1961-63
Landis, Dave.....	1958-60	Okpalobi, Brandon.....	2000-05	Stage, Gene.....	1955-58
Larkin, Shane.....	2011-13	Olaniyi, Elijah.....	2020-21	Stanton, Bob.....	1926-28
Law, Rick.....	1969-71	Oosterbroek, Thomas.....	2021-22	Stavreti, Carl.....	1960-63
Lawrence II, Anthony.....	2015-19	O'Neil, Jack.....	1951-52	Stavreti, Chris.....	1959-62
Lawrence Sr., Anthony.....	1991-93	Oram, Harold.....	1926-28	Steiner, Bob.....	1955-56, 1957-58
Lawrence, Bruce.....	1954-55	O'Riordan, Kevin.....	1970-71	Stevenson, Jerry.....	1967-69
Lawrence, Pat.....	1991-94	Osbourne, John.....	1968-70	Stone, Keith.....	2019-20
Lecomte, Manu.....	2013-15			Stowell, Chris.....	2014-18
Lee, Harford.....	1940-41	Palmer, James.....	2014-16	Stratton, Jonathan.....	2004-08
Leidy, Bob.....	1957-58	Parker, Chris.....	1991-94	Strong, Donald.....	1970-71
Lipchick, Pete.....	1945-46	Parker, Rusty.....	1965-68	Surratt, Armondo.....	2002-04
Logan, Reo.....	2000-01	Patrican, Don.....	1963-66	Swaby, Ochiel.....	1991-92
Logan, Samarr.....	1989-92	Pearson, Lorenzo.....	1992-96	Swoope, Erik.....	2010-14
Lutsky, Kal.....	1946-47	Polnitz, Reggie.....	1987-89		
Lykes, Chris.....	2017-21	Popa, Constantin.....	1991-95	Talbot, Robert George (Bill) ..	1956-57
Lyons, Herman.....	1927-29	Poplar, Wooga.....	2021-22	Thistlethwaite, Mark.....	1956-57
		Presto, Kevin.....	1985-89	Thomas, Adrian.....	2005-11
MacDonald, Mackey.....	1948-51	Prieto, Ernest.....	1953-56	Thomas, Joe.....	2014-15
Mack, Anthony.....	2018-19	Proctor, Dominic.....	2018-19	Timberlake, Earl.....	2020-21
Manuel, Todd.....	1997-98			Timpf, Brad.....	1992-96
Manushaw, Harry.....	1958-61	Quigtar, Ryan.....	2008-12	Tobin, John.....	1939-42
Marakovits, Danny.....	2000-03			Tracy, Art.....	1939-40
Marcus, Stewart.....	1963-66	Randon, Joseph.....	1988-92	Tucker, Dick.....	1939-41
Mayhand, Antoine.....	2004-05	Reed, Davon.....	2013-17	Turonis, Pete.....	1956-57
Masters, Tom.....	1966-69	Rice, Darius.....	2000-04	Tyler, Elton.....	1997-00, 2001-02
McClellan, Sheldon.....	2014-16	Rich, Steve.....	1993-96		
McClellan, William.....	1948-49	Richardson, Mark.....	1985-89	Vasiljevic, DJ.....	2016-20
McClinton, Jack.....	2006-09	Rios, Eddie.....	2007-09	Volkman, Mike.....	1964-66
McCormick, Torey.....	1993-97	Roberson, Terrell.....	1985-86		
McCoy, Mike.....	1960-63	Roberts, Oti.....	1999-00	Waardenburg, Sam.....	2017-20, 2021-22
McGowan, Cyrus.....	2008-10	Robinson, Mike.....	2015-18	Waggoner, Jaime.....	1994-98
McGuire, John.....	1926-28	Rodgers, Dan.....	1965-68	Walker, Anthony.....	2019-22
McGusty, Kameron.....	2019-22	Rodriguez, Angel.....	2014-16	Walker, Jermaine.....	1996-97
McKinney Jones, Trey.....	2011-13	Rosa, Anthony.....	1992-96	Walker IV, Lonnie.....	2017-18
McNulty, Joe.....	1946-48	Ross, Joe.....	1987-91	Ward, Hammie.....	1989-93
Mell, John.....	1945-46	Ryan, Jack.....	1948-49	Warren, Joel.....	1985-89
Mercurio, Marion.....	1928-29	Ryskamp, Kenneth.....	1954-55	Watson, Kaleaf.....	2001-02
Miani, Richard.....	1952-56			Weinstein, Gerald.....	1946-50
Miller, Jordan.....	2021-22	Salmons, John.....	1998-02	Welch, Ron.....	1968-70
Miller Jr., Rodney.....	2016-18, 2019-22	Schayowitz, Willie.....	1951-54	Westover, Brian.....	1970-71
Moore, Bruce.....	1987-89	Schlie, Jerry.....	1997-99, 2000-02	Wilkins, Eric.....	2002-06
Moore, Charlie.....	2021-22	Schneckenberg, Bob.....	1985-87	Williams, Levertis.....	1987-89
Morris, Edwin.....	1955-58	Schneider, Jack.....	1949-52	Wimbley, Dwayne.....	1997-01
Morton, Jake.....	1988-93	Schuler, Harold.....	1946-47	Wiseman, Charles.....	1997-98
Munley, Joe.....	1956-58	Schuyler, Charles.....	1947-48	Wittman, Mike.....	1964-67
Murphy, Kamari.....	2015-17	Scott, Durand.....	2009-13	Wong, Isaiah.....	2019-22
Murray, Robert.....	1954-55	Scott, Jerome.....	1988-92	Woods, Lee.....	1960-63
Musante, Andy.....	1941-42	Scott, Tom.....	1940-41	Wrench, Roger.....	1949-52
		Shapiro, Bruce.....	1959-61	Wylie, Joe.....	1988-91
Nass, Fabio.....	2006-08	Sherman, Omar.....	2014-15		
N'Diaye, Ismael.....	2002-03	Shipe, Paul.....	1990-91	Yanuck, Mel.....	1950-53
Nebel, Norm.....	1957-59	Silvis, Richard.....	1951-52	Younts, Austin.....	1928-29
Newton, Ja'Quan.....	2014-18	Simmons, Michael.....	1998-99, 2000-03	Yovicsin, Anthony.....	1946-47
Nicholas, Dave.....	1952-53	Sistik, Phil.....	1945-46		
Noblet, Mike.....	1985-87	Skalaski, Charles.....	1945-46		

UM SPORTS HALL OF FAME INDUCTEES

Name (Years at UM, Jersey #*)	Induction Year
Willie Allen (1967-71, No. 33)	2016
Rick Barry (1962-65, No. 24)	1976
Wayne Beckner (1962-65, No. 32)	1997
Eric Brown (1985-89, No. 32)	2001
Whitey Campbell (1946-49, No. 17)	1970
Sy Chadroff (1949-52, No. 20)	1973
Julius "Julie" Cohen (1960-62, No. 25)	1993
Don Curnutt (1967-70, No. 11)	1991
Steven Edwards (1992-96, No. 21)	2017
Abe Friedman (1946-49, No. 13)	1983
Ron Godfrey (1958-61, No. 12)	1998
Bruce Hale (coach, 1954-67)	1986
Leonard Hamilton (coach, 1999-2000)	2006
Johnny Hemsley (1996-2000, No. 31)	2020

Name (Years at UM, Jersey #*)	Induction Year
Dick Hickox (1959-61, No. 13)	1974
Tim James (1996-99, No. 40)	2009
James Jones (1999-2003, No. 33)	2014
Mike McCoy (1959-63, No. 45)	2007
Jack McClinton (2006-09, No. 33)	2022
Ed Morris (1954-58, No. 12)	2010
Hart Morris (coach, 1938-42 & 1946-52)	1973
Constantin Popa (1991-95, No. 33)	2019
John Salmons (1998-2002, No. 5)	2018
Gene Stage (1954-57, No. 13)	2005
John "Red" Tobin (1939-42, No. 20)	1969
Mike Wittman (1963-66, No. 14)	2008

* Based off primary number

TEAM CAPTAINS

1926-27	Rodger Ashman
1927-28	Rodger Ashman
1928-29	Rodger Ashman
1939-40	Tom Hilbish
1940-41	Tom Hilbish
1941-42	John Tobin
1948-49	Abe Friedman
1951-52	Sy Chadroff
1952-53	Mel Yanuck
1954-55	Harold Arterburn
1955-56	Dick Miani
1956-57	Gene Stage
1957-58	Marty Burdette
1958-59	Joe Gardner
1959-60	Bruce Applegate
1960-61	Dick Hickox
1961-62	Julie Cohen
1962-63	Kenny Allen
1963-64	Wayne Beckner
1964-65	Wayne Beckner
1995-96	Steven Edwards, Alex Fraser
1996-97	Alex Fraser,
	Torey McCormick, Kevin Norris
2000-01	John Salmons, Dwayne Wimbley
2001-02	John Salmons,
	James Jones, Elton Tyler
2002-03	Paulo Coelho, James Jones,
	Darius Rice, Mike Simmons
2003-04	Robert Hite, Darius Rice
2005-06	Guillermo Diaz, Robert Hite,
	Anthony Harris, Anthony King

2006-07	Anthony Harris, Anthony King
2007-08	Anthony King, Jack McClinton
2008-09	Jack McClinton, Jimmy Graham
2009-10	Dwayne Collins, James Dews
2010-11	Malcolm Grant, Durand Scott
2011-12	Malcolm Grant,
	DeQuan Jones, Durand Scott
2012-13	Julian Gamble, Durand Scott
	Reggie Johnson, Kenny Kadji,
	Trey McKinney Jones
2013-14	Garrius Adams,
	Raphael Akpejiori, Rion Brown,
	Donnavan Kirk, Erik Swoope
2014-15	Angel Rodriguez
	Sheldon McClellan
2015-16	Ivan Cruz Uceda, Tonye Jekiri,
	Angel Rodriguez, Sheldon McClellan
2016-17	Kamari Murphy, Ja'Quan Newton,
	Davon Reed
2017-18	Bruce Brown Jr., Dewan Huell,
	Anthony Lawrence II, Ja'Quan Newton,
	Chris Stowell, DJ Vasiljevic
2018-19	Dewan Hernandez, Ebuka Izundu,
	Zach Johnson, Anthony Lawrence II,
	Chris Lykes, DJ Vasiljevic
2019-20	DJ Vasiljevic
2020-21	Nysier Brooks, Deng Gak,
	Kameron McGusty, Chris Lykes,
	Rodney Miller Jr., Sam Waardenburg
2021-22	Kameron McGusty, Sam Waardenburg

1984-85 PRACTICE TEAM

Bill Foster, Head Coach
 Clint Bryant, Assistant Coach
 Seth Greenberg, Assistant Coach
 Cesar Odio, Assistant Coach
 Adam Burden
 Dennis Burns

David Champouillon
 Tim Dawson
 Tim Harvey
 Bryan Heller
 George Smith
 Jeff Swilley

Kevin Presto
 Robert Scheckenberg
 Robert Selby
 Greg Upshaw
 Reuben (last name unknown)

MIAMI BASKETBALL HISTORY

It lay silent for 14 years. Collecting dust and going unnoticed, the Miami basketball program was the “Rip van Winkle” of college basketball from 1971 to 1985. But Hurricane basketball returned, and in a big way.

Since 1985, the Miami program has undergone such dramatic and frequent changes, it seemed that the Hurricanes were continually entering “a new era.” First came the “Era of Miami Basketball,” itself.

Then came the “Bill Foster Era,” followed by the “Tito Horford Era,” “The Leonard Hamilton Era,” “The BIG EAST Era,” “The Frank Haith/ACC Era” and now “The Jim Larrañaga Era.”

With the acceptance into the Atlantic Coast Conference in 2004, the University of Miami entered the ranks of the most competitive and successful basketball conference in the nation.

The road to conference affiliation in the ACC was not an easy one for those who thirsted for basketball in this continually prospering part of the country. Moreover, the previous path traveled by Miami basketball players, coaches and fans was dotted by flashes of brilliance, color and sometimes disappointment.

Here is a capsule summary of the 89 years of Miami basketball that has played a part in the history of the athletics department at the University and its neighboring community.

The 1920s: Miami’s First Team

- The Hurricanes fielded a freshman team in 1926-27, finishing 7-1 under head coach Art Webb.
- In 1927-28, the first official varsity basketball team at the University of Miami posted an 8-4 mark, knocking off Rollins, 51-15, in the opener.

The 1930s: A Missing Link

- Miami records list no official results from 1932 through 1938. During that period of time, representatives from the school played local AAU and church-sponsored teams under coach Tom McCann.
- The Hurricanes returned to intercollegiate competition in the 1938-39 season, posting a 4-6 record under head coach Hart Morris.

The 1940s: World War II Stops Play

- Like many other institutions across the nation, Miami dropped intercollegiate basketball during the war years of 1942-45.
- Morris returned as head coach along with the program in 1946 and was the UM mentor until 1952 when Dave Wike took over for a two-year stint as the UM coach.

The 1950s: UM’s Glory Years

- In 1954, the University named Bruce Hale as its head basketball coach. The retired Air Force captain and former professional basketball star held the UM head coaching post for 13 seasons, leading the Hurricane

program through its glory years of intercollegiate basketball. Before the end of Hale’s tenure in 1967, the Hurricanes won 220 games and lost 112 for a .663 winning percentage. Hale’s first Miami team turned in a 9-11 record, but there were no other losing campaigns in the next 12 years. The streak of non-losing seasons extended through the 1968-69 season – marking 14 consecutive campaigns of .500 basketball or better.

- Hale’s 1959-60 club was the first UM men’s basketball team to advance to the NCAA Tournament and finish the season ranked in the Associated Press Top 10. The team ran its record to 23-3 before bowing out to Western Kentucky, 107-84, in the first round of the tournament.
- During that historic 1959-60 NCAA Tournament year, junior guard Dick Hickox became the first UM basketball player to earn All-America recognition. Hickox averaged 22.1 points per game during that season en route to becoming a second-team AP and UPI All-American.

The 1960s: Rick Barry’s All-American Years

- The Dick Hickox-led Hurricanes of 1960-61 returned to postseason play – falling in the first round of the NIT to Saint Louis, 58-56. The 1960-61 squad compiled a 20-7 record.
- In 1962-63, Miami advanced to the second round of the NIT before falling to Providence, 106-96. An opening round NIT victory over St. Francis (N.Y.), 71-70, marked the first Miami victory in postseason play.
- From 1962 through 1965, Miami recorded three-consecutive 20-win seasons, rolling up a composite record of 65-16. The star of these Hurricane glory teams was a brilliant scorer named Rick Barry.
- In 1964-65, Barry became the Hurricanes’ only consensus All-America selection. The 6-7, 200-pound native of Roselle Park, N.J., led the nation in scoring with a 37.4 average in his senior season. He went on to become the only player in basketball history to win single-season scoring titles in the NCAA, ABA and NBA. He was inducted into the Basketball Hall of Fame in Springfield, Mass., in 1986.
- The 1964-65 Miami squad, led by Barry’s scoring brilliance, established a new NCAA scoring record by averaging 98.4 points per game. The Canes, however, were not allowed to participate in the NCAA Tournament that year – after posting a 22-4 record – because of recruiting violations.
- Bruce Hale resigned after 1966-67 and assistant Ron Godfrey assumed the head coaching responsibilities.

The 1970s: First Era Ends

- Don Curnutt closed out his Miami basketball career in 1970 as the Hurricanes’ third player to receive All-America recognition.
- Feb. 27, 1971 – The last victory by a Miami men’s basketball team for 14 years came in the second-to-last game of the season, a 100-94 triumph against Florida

MIAMI BASKETBALL HISTORY

State at home in Dinner Key Auditorium. The Canes shot a season-high 62.5 percent from the floor and all five Miami starters scored in double figures.

- March 1, 1971 – After posting a four-year record of 47-56 at Miami, Ron Godfrey announced his resignation from his post as head basketball coach, effective following UM's final game of the season against nationally-ranked Jacksonville.
- March 2, 1971 – The last game played by a University of Miami men's team until 1985 took place at the Dinner Key Auditorium where one of the largest UM home crowds in years turned out to see the Hurricanes host Jacksonville. The Dolphins handed Miami a 94-75 loss that remained as UM's last contest for the next 14 years.

1983: UM Commits To Rebuild

- July 15, 1983 – Sam Jankovich was named athletic director at the University of Miami. Coming to UM after a successful stint as the athletic director at Washington State, Jankovich immediately announced that the resurrection of men's basketball at Miami would be his primary priority in the early months of his tenure, enabling UM to have "one of the nation's most complete and visible overall programs in the country."
- Oct. 12, 1983 – The University of Miami Board of Trustees unanimously voted to reinstate men's basketball. The Board made the decision after reviewing a report submitted by Jankovich, which stated that men's basketball can be a revenue-producing venture. Moreover, nearly \$500,000 had already been raised in support of bringing basketball back to the University. It was also announced that the Hurricanes would be ready to compete on the Division I level in the 1985-86 season, and the downtown James L. Knight Center was home for the reborn program. "This is an exciting day for the University and for the athletic program," UM President Edward T. Foote II said. "And we are keeping in mind the priorities of academics first and athletics second ... we are pleased that the changes in the economics of intercollegiate basketball allow the University to resurrect one of the country's most popular sports. We look forward to welcoming these Hurricanes home again."

1984: Foster Hired As Coach

- March 21, 1984 – Bill Foster, a 47-year-old native of Hemingway, S.C., was named the seventh men's basketball coach at the University of Miami. Foster came to Miami after 19 years as a head coach at Shorter College, Charlotte and Clemson. Foster also announced that Clint Bryant, a long-time assistant at Clemson, would also join the Miami staff.
- April 9, 1984 – Foster announced the hiring of a second assistant coach, Seth Greenberg, who was serving as an assistant coach to Terry Holland at Virginia.

- April 16, 1984 – Tim Harvey, a 6-10, 240-pound center, became the first basketball player to commit to the University of Miami in over 14 years. The Plainfield, N.J., native announced that he would transfer to Miami after spending two seasons in the Georgia Tech program.
- July 1, 1984 – A third assistant coach was hired to complete the basketball staff. Miami native Cesar Odio returned home after serving as an assistant coach at his alma mater, Florida Southern.
- Oct. 11, 1984 – Nearly one full year after the announcement that basketball would return to the University, Athletic Director Sam Jankovich announced that a million dollar-plus practice facility would be constructed on the Coral Gables campus. The new all-purpose structure – located between the Hecht Athletic Center and the Greentree Track would be funded through a gift from the James L. Knight Charitable Trust.
- The first phase of the 1985-86 basketball schedule was also announced on this day, and the lineup included such perennial powers as North Carolina, Georgia, Notre Dame, Marquette and Dayton.
- Oct. 15, 1984 – The first men's basketball practice session in more than 12 years was held on the patio in the center of campus. More than 200 members of the student body participated.

1985: Miami Tips Off Again

- April 25, 1985 – Foster announced that UM's 1985-86 basketball roster would include nine freshmen, one sophomore and one junior, as the spring signing period ends for NCAA basketball.
- Oct. 15, 1985 – Basketball practice officially begins at the University of Miami in the Knight Sports Complex.
- Nov. 12, 1985 – The Knight Sports Complex was dedicated at a gala banquet that was held on the basketball courts of the new structure. CBS basketball analyst Billy Packer served as the evening's guest speaker for an event which welcomed more than 500 guests to the on-campus home of Hurricane basketball. The facility served as the practice home to the men's and women's basketball programs, while also housing the men's basketball coaching staff offices.
- Nov. 22, 1985 – The brand new era of Hurricane basketball was ushered in by a young UM squad which defeated The Citadel, 85-77, in front of a sellout crowd of 4,984 at the Knight Center. Dennis Burns (24 points), Kevin Presto (22) and Eric Brown (21) combined to lead the Miami offense, while Bryan Hughes enjoyed the distinction of scoring Miami's first point in 14 years (a free throw with 18:34 remaining in the first half).
- Nov. 30, 1985 – Miami stuns 1985 NCAA Tourney participant Georgia with a thrilling 81-78 victory to capture the first AMI Classic Championship at the Knight Center.

MIAMI BASKETBALL HISTORY

End of the 1980s: UM Moves Forward, Upsets Top 20 Teams

- March 5, 1986 – An 84-62 loss to Marquette in Milwaukee closed the Hurricanes' first season since 1970-71. Miami finished the year with a 14-14 record, giving Bill Foster his 19th non-losing record in 20 years as a collegiate head coach.
- The 1986-87 season – Though still considered "America's Youngest Team," Miami compiled a 15-16 slate – recording upset victories against Marquette, Stanford and Florida State, while losing by only four points to future BIG EAST foe Providence – a team that advanced to the NCAA Final Four.
- April 12, 1988 – Athletic Director Sam Jankovich announces plans to move Hurricane Basketball to the new \$56 million Miami Arena. Also home to the NBA's Miami Heat, the state-of-the-art basketball facility signified a new era in the rise of basketball in South Florida.
- Dec. 10, 1988 – A crowd of 6,654 watch the Hurricanes run neck-and-neck for 40 minutes with ACC powerhouse Duke, falling 117-102. Blue Devil Danny Ferry needs a superhuman performance to stop the Canes as he connects on 23-of-26 shots en route to 58 points. Ferry later calls Miami "a definite top-40 team."
- Jan. 12, 1989 – Joel Warren's free throw, his only point of the evening, with two seconds remaining clinches Miami's first victory over a top-20 team as the Canes upset defending national champion and No. 16-ranked Kansas, 87-86, at the Miami Arena.
- March 6, 1989 – The Hurricanes post an 89-82 win against FIU in the inaugural Carnival Miami Cup. The win leaves Miami with a 19-12 slate, the best record in 24 years and 10 seasons at Miami. Eric Brown ends his Miami career with 2,270 career points, just 28 behind All-American Rick Barry's Hurricane record of 2,298.

Early 1990s: Hamilton Hired, UM Joins BIG EAST

- April 2, 1990 – UM Athletic Director Sam Jankovich ends a national search for a new coach that spanned an entire season with the hiring of Leonard Hamilton from Oklahoma State.
- Oct. 10, 1990 – On the combined recommendation of President Edward T. Foote and Athletic Director Sam Jankovich, the University's Board of Trustees unanimously votes to accept an invitation to become the 10th member of the BIG EAST Conference in time for the 1991-92 season.
- Jan. 2, 1992 – Miami tips off its inaugural BIG EAST contest at Connecticut's Gampel Pavilion.
- Jan. 14, 1992 – In the first home conference game in UM history, the Hurricanes stunned perennial BIG EAST power St. John's, 45-42. The UM victory would ultimately cost the Redmen the outright conference championship as they completed the regular season in a tie with Georgetown and Seton Hall.

- April 28, 1992 – Hamilton takes another giant step in the development of Miami basketball with the completion of his second recruiting class. Six prep standouts, including Steven Edwards of Miami Senior High School, make up the class that ranked No. 4 in the nation.
- Jan. 2, 1993 – For the second-consecutive season, Miami opens its home BIG EAST schedule with a victory, as the Hurricanes upset No. 10 Georgetown, 80-69.
- March 6, 1993 – Miami finishes the regular season with a thrilling 77-76 win over Villanova at Miami Arena. The victory gives Miami a 7-2 record in home BIG EAST games and an increase of six victories over the Hurricanes' first season in conference play (1-17 to 7-11) – the third-largest jump in BIG EAST history.

1995: UM Enjoys a Banner Year

- Jan. 11, 1995 – Miami stuns St. John's, 82-79, in a nationally televised game on ESPN to record its first BIG EAST road victory. Freshman Kevin Norris led the way with a 21-point, eight-rebound performance.
- Feb. 28, 1995 – A 76-68 overtime win over Pittsburgh was the Hurricanes' ninth league victory of the season, assuring them of their first .500 league season and putting UM over the .500 mark (9-8) for the first time in BIG EAST play. The win also gave Miami at least a .500 overall season for the first time since the 1988-89 campaign.
- March 4, 1995 – A record UM crowd of 11,263 pours into Miami Arena to watch the Hurricanes take on fourth-ranked Connecticut in the regular-season finale. Miami, who lost a tough 75-67 decision, finished the season with a 9-9 record in BIG EAST play, establishing a new conference record for single-season improvement. Miami's nine-win conference increase tied Louisiana Tech for the best conference improvement in the nation.
- March 6, 1995 – UM President Edward T. Foote II and Ryder System, Inc. Chairman, President and Chief Executive Officer M. Anthony Burns announce that Ryder System, Inc. has committed approximately \$9 million to the development of The RYDER Center, an on-campus multipurpose facility which will serve as the future home of UM basketball.
- March 9, 1995 – Head Coach Leonard Hamilton is named BIG EAST Conference Coach of the Year.
- March 15, 1995 – UM makes its first postseason appearance in 31 years with a National Invitation Tournament contest at Penn State.
- March 21, 1995 – Leonard Hamilton earns his second coach of the year honor as United Press International tabs Hamilton National Coach of the Year.
- June 28, 1995 – Constantin Popa becomes the 12th Hurricane to be chosen in the NBA Draft as the Los Angeles Clippers select him in the second round with the 53rd overall pick.

MIAMI BASKETBALL HISTORY

The Mid 90s: UM Moves Forward

- Feb. 10, 1996 – Steven Edwards became The BIG EAST Conference all-time leader in 3-point field goals made in league play (167) when he connected on a trey with 5:39 left against Boston College. Edwards finished his career with 178 3-point field goals in BIG EAST play.
- Feb. 20, 1996 – Steve Rich turned in one of the greatest individual performances in UM history, scoring a career-high 43 points and grabbing 13 rebounds as the Canes rallied from a 12-point second-half deficit to defeat St. John's, 96-91, in double overtime at the Miami Arena. Rich, who had 22 points in the second half, sent the game into overtime with a six-foot jumper with 3.6 seconds left in regulation. Rich also sent the game into double-overtime when he hit a free throw with 36 seconds remaining in the first overtime. He put UM ahead to stay with a pair of free throws with 3:52 remaining in the second overtime.
- Jan. 11, 1997 – Kevin Norris hits two free throws with 0.8 seconds remaining to give Miami a 61-59 win against ninth-ranked Villanova. The win was the Hurricanes' first road win against a ranked opponent.

1997-98: Miami Returns To NCAA Tournament

- Nov. 21, 1997 – Miami defeats 17th-ranked Charlotte, 89-72, at Miami Arena, marking the highest ranked non-conference opponent the Hurricanes have defeated since 1989.
- Dec. 22, 1997 – UM improves to 9-0, tying the school record for consecutive victories to open a season, with a 65-57 win at Memphis.
- Jan. 6, 1998 – Miami knocks off No. 8 Connecticut, marking the highest-ranked opponent UM has defeated in Miami Arena.
- Feb. 4, 1998 – Kevin Norris records one steal against Providence to move into first place on Miami's career steals list. Norris surpassed Jerome Scott, who recorded 187 steals from 1988-92.
- March 3, 1998 – Tim James is named to the All-BIG EAST First Team, becoming the first Hurricane to be named first-team all-conference.
- March 8, 1998 – Miami receives its first NCAA Tournament bid since 1960. The Hurricanes were seeded 11th in the South Region.
- March 13, 1998 – No. 6 seed UCLA defeats Miami, 65-62, in the opening round of the NCAA Tournament at the Georgia Dome in Atlanta. The game aired nationally on CBS and was Miami's first national appearance on network television since 1988.

1998-99: Miami's Breakthrough Season

- Jan. 18, 1999 – Miami debuts at No. 25 in the Associated Press Poll. The ranking marks the first for Miami by the AP since 1960.
- Jan. 20, 1999 – Miami plays No. 1 Connecticut in front of a school-record crowd of 15,147 at Miami Arena.

John Salmons' 3-point attempt rolled in-and-out at the buzzer as UConn held on for a 70-68 overtime win.

- Feb. 8, 1999 – Miami knocks off No. 18 Syracuse, 76-63, marking the Canes' first win at the Carrier Dome.
- Feb. 20, 1999 – Miami defeats No. 2 Connecticut, 73-71, snapping the Huskies' 16-game win streak at Gampel Pavilion. With the win, Miami becomes the first team in BIG EAST history to defeat Georgetown, St. John's, Syracuse and Connecticut on the road in the same season.
- Feb. 23, 1999 – Miami defeats Pittsburgh, 85-52, improving UM's record to 20-5 on the season. The 20-win season is the first for Miami since 1964-65.
- March 1, 1999 – Miami moves up to ninth in the AP poll, marking the Hurricanes' first top-10 ranking since March 1, 1960.
- March 1, 1999 – Tim James and Johnny Hemsley are both named to the All-BIG EAST First Team.
- March 2, 1999 – James is named BIG EAST Co-Player of the Year with Connecticut's Richard Hamilton, Hemsley is named the BIG EAST Most Improved Player and Leonard Hamilton is named the BIG EAST Coach of the Year for the second time of his career.
- March 7, 1999 – Miami receives its second-consecutive NCAA Tournament bid and is seeded No. 2 in the East Region – the highest seed in school history.
- March 8, 1999 – James is named to the All-America Third Team by the Associated Press, becoming the fourth Hurricane in school history to earn All-America honors.
- March 12, 1999 – Miami defeats Lafayette, 75-54, in its first-round game at the FleetCenter in Boston. The win marks the first NCAA Tournament victory in school history and ties the school record for wins in a season (23). Hemsley set a school record and tied the East Regional record by connecting on nine 3-pointers.
- March 14, 1999 – Miami's NCAA Tournament run ends with a 73-63 loss to Purdue.
- June 30, 1999 – James is selected by the Miami Heat with the 25th pick of the first round in the 1999 NBA Draft. James was the first Hurricane to be selected in the first round since 1965.

1999-2000: Hurricanes Beast of the BIG EAST

- Nov. 8, 1999 – Hurricanes debut at No. 25 in the preseason Associated Press poll, marking the first preseason AP ranking in UM history.
- Feb. 19, 2000 – UM defeats No. 18 Connecticut, 63-57, becoming the first school in BIG EAST history to win consecutive games at Gampel Pavilion in Storrs, Conn.
- March 5, 2000 – Miami defeats No. 18 St. John's, 74-70, in overtime to capture the BIG EAST regular-season championship.
- March 10, 2000 – Vernon Jennings hands out eight assists against St. John's to move into first place on UM's career assists list. Jennings would end his career

MIAMI BASKETBALL HISTORY

with 520 assists.

- March 12, 2000 – UM receives its third consecutive NCAA Tournament bid, earning the No. 6 seed in the South Region.
- March 19, 2000 – Miami defeats No. 18 Ohio State, 75-62, in the second round of the NCAA Tournament to advance to the Sweet 16 for the first time in school history. The win is UM's 23rd of the season, tying the school record for wins in a season.
- March 24, 2000 – Tulsa defeats Miami, 80-71, in the South Regional semifinal to end the Hurricanes' season. Miami finished with a 23-11 record.
- April 4, 2000 – Miami ends the season ranked 23rd by the AP and No. 20 in the USA Today/ESPN poll.
- June 15, 2000 – Leonard Hamilton steps down as head coach to accept the head coaching job with the NBA's Washington Wizards.
- July 6, 2000 – After a nationwide search, Perry Clark, formerly of Tulane, is named the ninth head basketball coach at the University of Miami.

The Perry Clark Era Begins

- Nov. 18, 2000 – UM defeats Florida Atlantic, 76-59, marking Clark's first win at Miami. Darius Rice scores 26 points, establishing a UM freshman record for most points scored in a season opener.
- Dec. 9, 2000 – Rice scores a UM freshman record 35 points in the Hurricanes' 83-72 win over UCF.
- Jan. 10, 2001 – Rice establishes a UM freshman record with seven 3-pointers in an 85-74 loss at Virginia Tech. Rice scores 31 points, becoming the first freshman in UM history to record two 30-point games in a season.
- March 11, 2001 – Miami receives a bid to the National Invitation Tournament. The postseason berth is the fifth straight for Miami and sixth in the last seven seasons.

2001-02: Miami's Record-Breaking Season

- Nov. 20, 2001 – Miami defeats Clemson, 67-65, in the championship game of the Virgin Islands Paradise Jam. The tournament championship is the Hurricanes' first since the 1988 Eastern Airlines Palm Beach Classic. John Salmons is named the tournament's MVP, while Darius Rice was named to the all-tournament team.
- Dec. 18, 2001 – Miami improves to 10-0 on the season, setting a school record for consecutive wins to open a season, following a 90-62 win against Florida A&M.
- Dec. 30, 2001 – Miami defeats St. Francis (Pa.), 71-48, concluding non-conference play at 13-0. The perfect non-conference record is the first in school history.
- Jan. 2, 2002 – Miami defeats No. 24 Georgetown, 79-71, tying the school-record for consecutive victories (14-0).
- Jan. 19, 2002 – The Hurricanes rally from a 13-point second-half deficit to defeat Providence, 102-96, in

overtime. The 13-point second-half comeback tied the UM BIG EAST record.

- Feb. 4, 2002 – The Hurricanes reach a season-high national ranking of 12th by the Associated Press and 11th in the ESPN/USA TODAY Poll.
- March 4, 2002 – John Salmons and Darius Rice are named to the All-BIG EAST Second Team while James Jones earns third team honors.
- March 5, 2002 – Salmons receives the first BIG EAST Sportsmanship Award.
- March 7, 2002 – The Hurricanes establish a new school-record for wins in a season (24) with an 84-76 overtime win over Georgetown in the quarterfinals of the BIG EAST Tournament.
- March 10, 2002 – Miami receives a bid to the NCAA Tournament, earning the No. 5 seed in Albuquerque, N.M.
- March 14, 2002 – The season ends with a 93-80 loss to Missouri in the NCAA Tournament. The Canes end the season with a 24-8 record while setting season records in 3-point field goals (236), 3-point field goal attempts (684) and blocked shots (190).

2002-03: A New Home for Miami Basketball

- Jan. 4, 2003 – Miami christens the \$48 million Convocation Center with a thrilling 64-61 overtime win against North Carolina.
- Jan. 20, 2003 – Darius Rice scores a career-high 43 points, including a steal and three-point basket as time expires to knock off 11th-ranked Connecticut, 77-76, at the Convocation Center. The 43 points scored by Rice remains a record at the facility.
- March 6, 2003 – James Jones is named Second Team Verizon Academic All-America.
- June 26, 2003 – James Jones is selected in the second round of the NBA Draft by the Indiana Pacers.

2003-04: BIG EAST Era Comes to End

- Feb. 7, 2004 – Darius Rice starts his 109th game as a Hurricane, setting a new UM record. Rice would end his career with 113 career starts at Miami.
- Feb. 19, 2004 – Rice is named First Team All-District 6 by the NABC for the third-straight season, the first Hurricane to be named First Team All-District three times.
- March 6, 2004 – Rice scores 16 points against West Virginia in his final game as a Hurricane to finish with 1,865 points, fourth most in UM history. Miami ends the season with a 14-16 record.
- March 26, 2004 – Perry Clark is dismissed from his head coaching duties at the University of Miami.
- April 12, 2004 – Frank Haith is named the University of Miami's 11th head men's basketball coach.
- July 1, 2004 – The University of Miami officially becomes a member of the Atlantic Coast Conference.

MIAMI BASKETBALL HISTORY

2004-05: The ACC/Frank Haith Era Begins

- Nov. 20, 2004 – Miami defeats Wofford, 67-64, for Frank Haith's first victory at UM.
- Nov. 29, 2004 – Anthony King records the first triple-double in UM history with 11 points, 10 rebounds and an ACC-record 13 blocked shots against Florida Atlantic.
- Dec. 4, 2004 – The Hurricanes knock off 19th-ranked Florida, 72-65, in Gainesville, Fla., marking Miami's first win at UF since Jan. 10, 1963.
- Jan. 6, 2005 – Miami plays its first ACC game, falling 80-69 at Georgia Tech.
- Jan. 9, 2005 – Miami records its first ACC win, defeating NC State, 67-66, in front of a sellout crowd at the Convocation Center.
- Jan. 12, 2005 – The Hurricanes record their first ACC road win with a 91-80 victory at Virginia.
- March 13, 2005 – The Hurricanes receive a bid to the National Invitation Tournament.
- March 14, 2005 – Frank Haith is named NABC District 6 Coach of the Year – the first UM coach to earn District Coach of the Year honors.

2005-07

- Nov. 16, 2005 – The University of Miami and BankUnited enter into a 10-year agreement to rename the Convocation Center the BankUnited Center.
- Jan. 14, 2006 – Miami knocks off No. 20 North Carolina, 81-70, in Chapel Hill, N.C., marking the Hurricanes' first win at the Dean Smith Center.
- March 9, 2006 – The Hurricanes win their first ACC Tournament game, defeating Clemson, 66-63, in Greensboro, N.C.
- March 15, 2006 – Miami downs Oklahoma State, 62-59, in the opening round of the NIT at the BankUnited Center in the first postseason game hosted by the Hurricanes.
- June 28, 2006 – Guillermo Diaz is selected in the second round of the NBA Draft by the Los Angeles Clippers with the 52nd overall pick.
- March 5, 2007 – Jack McClinton, who concluded the 2006-07 regular season ranked first in the ACC in three point percentage (.438), three-pointers made per game (2.93) and free throw percentage (.896), earns Third Team All-ACC honors.

2007-08: Canes Return to NCAA Tournament

- Nov. 18, 2007 – Miami uses a 64-58 win over Providence to claim the inaugural Puerto Rico Tip-Off Championship title. Junior Jack McClinton is named to the all-tournament team.
- Dec. 17, 2007 – After nine-straight wins, Miami jumps into the top 25 in a pair of national polls – No. 22 in both the USA TODAY/ESPN Coaches Poll and in the AP Poll. It is the program's first ranking since a No. 21 showing in both polls the week of March 10, 2002.

- Feb. 20, 2008 – Sophomore Dwayne Collins scores a career-high 26 points to lead Miami to a 96-95 win over No. 4/5 Duke at the BankUnited Center – UM's first win over the Blue Devils in 45 years.
- March 10, 2008 – Jack McClinton becomes the first Hurricane named to the All-ACC First Team. He also is the only first-team pick to also earn All-ACC Academic Team honors.
- March 16, 2008 – Miami earns the No. 7 seed in the NCAA Tournament in Little Rock, Ark.
- March 21, 2008 – Jack McClinton scores a career-high 38 points, including 32 in the second half, to lead Miami past Saint Mary's, 78-64, in NCAA first-round play.
- March 23, 2008 – Miami's season comes to a close with a 75-72 loss to second-seeded and seventh-ranked Texas in the NCAA's second round.

2008-11

- 2008 Preseason – Miami opened the season ranked among the nation's top 25 in both preseason polls for just the second time. The Hurricanes were No. 16 in the preseason USA TODAY/ESPN Top 25 Coaches' Poll – tying the highest preseason ranking in program history – and No. 17 in the preseason Associated Press Poll.
- Dec. 6, 2008 – Miami defeats Kentucky, 73-67, at Rupp Arena in front of 24,109 fans to mark the Canes' first win at Rupp Arena. UM's 20-point halftime lead (46-26) was the largest by an opponent at Rupp since 1980.
- Feb. 4, 2009 – Miami wins its second game of the season over a ranked opponent, routing No. 6/7 Wake Forest, 79-52, for the program's largest margin of victory (27 points) over a ranked opponent and its largest margin of victory in ACC play.
- March 9, 2009 – For the second-straight season, Jack McClinton is named First-Team All-ACC and is the only All-ACC honoree to also earn All-ACC Academic Team recognition. He closed his career as the ACC's all-time leader in 3-point field goal percentage (.440) and ranked second in career free-throw percentage (.900).
- March 18, 2009 – McClinton hits a career-high tying seven 3-pointers and scores 25 points to lead Miami to a 78-66 victory over Providence in the first round of the NIT, breaking his own school record for 3-pointers in a season. (He closed the season with 101 and his career with a UM-record 286 treys).
- March 2009 – The Hurricanes' new on-campus practice facility opens.
- April 2, 2009 – McClinton wins the men's three-point championship at the 21st Annual College Slam Dunk and Three-Point Championships in Detroit.
- June 26, 2009 – McClinton is selected by the San Antonio Spurs with the 51st pick in the second round of the 2009 NBA Draft.
- Nov. 22, 2009 – James Dews scores 22 points and tournament MVP Dwayne Collins adds 17 points and 15 rebounds to lead Miami past South Carolina, 85-70, in

MIAMI BASKETBALL HISTORY

the championship game of the Charleston Classic.

- Feb. 17, 2010 – During halftime of the Canes' game versus Duke, UM paid tribute to three Hurricane greats with the institution of honored jerseys. Jack McClinton (2006-09), Don Curnutt (1967-70) and Dick Hickox (1958-61) had their jerseys raised to the rafters of the BankUnited Center, next to the retired jerseys of Rick Barry and Tim James.
- March 12, 2010 – 12th-seeded Miami continued its run in the ACC Tournament with a 70-65 victory over Virginia Tech. It marked the first time in program history that UM advanced to the tournament semifinals.
- May 6, 2010 – Former Hurricane Will Allen was selected as one of the world's 100 most influential people by TIME Magazine for work with his non-profit group Growing Power.
- June 25, 2010 – Dwayne Collins is selected by the Phoenix Suns with the 60th pick of the 2010 NBA Draft.
- April 4, 2011 – Frank Haith resigns from his post as head coach at the University of Miami.



2011-12 – Jim Larrañaga Era Begins

- April 22, 2011 – UM Director of Athletics Shawn Eichorst announces the hiring of Jim Larrañaga as the 12th head coach of the men's basketball program.
- September 22, 2011 – Larrañaga is inducted into the New York City Basketball Hall of Fame, in a ceremony held at the New York Athletic Club.
- Nov. 11, 2011 – Larrañaga earns his first victory as the head coach at Miami with a 69-58 win over Tennessee Tech at BankUnited Center.
- Jan. 18, 2012 – Larrañaga picks up his first ACC victory with a 76-73 win over Clemson.
- Feb. 5, 2012 – Miami upsets No. 7/5 Duke, 78-74 in overtime, for the Canes' first-ever win at Cameron Indoor Stadium. Reggie Johnson led the way with 27 points and 12 rebounds.
- March 3, 2012 – With a 77-56 win over Boston College, Miami earns its best finish and record ever in the ACC, tied for fourth with a 9-7 league mark.
- March 20, 2012 – Miami earns its 20th win of the

season, rolling past Valparaiso, 66-50, in the first round of the NIT.

- March 30, 2012 – DeQuan Jones opened the 2012 Denny's Slam Dunk Contest with a perfect score of 40 from the on-site judges in the 24th Annual State Farm College Slam Dunk Championships.

2012-13: A Historic Season

- Jan. 4, 2013 – Jim Larrañaga earns his 500th career coaching victory in a win at Georgia Tech.
- Jan. 23, 2013 – Miami upsets No. 1 Duke, 90-63. It was both UM and Larrañaga's first win over a top-ranked team. UM was the first team to beat a No. 1 team by 20-plus points in the 21st century.
- Feb. 9, 2013 – Miami improves to 10-0 in conference play with an 87-61 victory over North Carolina in front of a sold-out home crowd. Miami is the first team to beat Duke and UNC by 25 points since the start of ACC play in 1953. Miami is also the first team to beat Duke and UNC by 20-plus points in the same season since Maryland in the 1974-75 season.
- Feb. 11, 2013 – Following the win over UNC, Miami soars to a No. 3/4 rank, receiving a record 17 first-place votes in the AP poll. The last time UM received No. 1 votes came on March 1, 1960, when the Canes tallied seven first-place votes and stood No. 8 in the poll.
- Feb. 18, 2013 – Miami earns a program-best No. 2 ranking in the the AP and USA TODAY Coaches polls.
- March 9, 2013 – With a win over Clemson, the Hurricanes clinch the ACC regular-season championship and the top seed in the ACC tournament. It marked the first outright conference title in school history.
- March 11, 2013 – Shane Larkin, Kenny Kadji and Durand Scott are selected as All-ACC performers by the Atlantic Coast Sports Media Association. Scott was selected the ACC's Defensive Player of the Year while Larkin was on the All-Defensive Team and Larrañaga was Coach of the Year.
- March 12, 2013 – The ACC coaches select Larrañaga Coach of the Year, Larkin Player of the Year and Scott Defensive Player of the Year. Larkin (1st), Kenny Kadji (2nd) and Scott (H.M.) each earned a spot on the inaugural Coaches All-ACC Basketball Team.
- March 17, 2013 – Miami claims its first ACC Tournament title with a sweep of Boston College, NC State and North Carolina in the Greensboro Coliseum. Miami became the first school since 1974 to win the ACC outright regular-season and tournament titles in the same season. Miami is the first ACC school outside of the state of North Carolina to do so. Shane Larkin is named the ACC Tournament MVP.
- March 17, 2013 – Miami earned the No. 2 seed in the East Region in the NCAA Tournament. The Hurricanes' seed ties the highest in program history.
- March 22, 2013 – With a 78-49 win over 15-seed Pacific in Austin, Texas, Miami records its largest margin

MIAMI BASKETBALL HISTORY



of victory in an NCAA Tournament game.

- March 24, 2013 – Miami downs 7-seed Illinois, 63-59, to advance to the Sweet 16 for only the second time in school history (2000). The win pushes the Hurricanes' single-season school-record total to 29.
- March 28, 2013 – Miami's season ends with a 71-61 loss to Marquette in the Sweet 16 in Washington, D.C.
- April 8, 2013 – Postseason awards roll in for the Hurricanes as Larrañaga was named AP, Naismith and USBWA Henry Iba National Coach of the Year. He was also USBWA District IV, NABC All-District II and Basketball Times South District Coach of the Year. Larkin was named the Lute Olson National Player of the Year and an All-American by the AP (second team), John Wooden, Sporting News (third team), NABC (second team), Lute Olson, Lefty Driesell (defensive) and ESPN (second team).
- April 18, 2013 – The State of Florida honors Larrañaga and the men's basketball team with two resolutions, recognizing April 18, 2013, as "University of Miami Hurricanes Men's Basketball Team Day" in Florida. Each resolution was read and presented on the full floor of the Florida House of Representatives and the state senate.
- June 27, 2013 – Larkin was selected with the 18th overall pick by the Atlanta Hawks in the NBA Draft.

2014-15

- Nov. 17, 2014 – Angel Rodriguez scores 24 points, including a falling-down 3-pointer with 16 seconds remaining, as Miami overcame a 15-point deficit to upset No. 8/7 Florida, 69-67.
- Nov. 23, 2014 – Miami defeats Charlotte, 77-58, to win its second Charleston Classic championship. Angel Rodriguez was named the classic's Most Valuable Player.
- Jan. 13, 2015 – Miami shoots 67 percent after halftime to upset No. 4 Duke, 90-74, snapping the Blue Devils' 41-game homecourt winning streak.
- April 2, 2015 – Miami falls, 66-64, in overtime to Stanford in the NIT Championship game in Madison Square Garden.

2015-18: Three Straight NCAA Tourney Appearances

- Nov. 22, 2015 – Angel Rodriguez scores 19 points and Miami takes down its second straight ranked opponent, beating No. 22 Butler, 85-75, for the Puerto Rico Tipoff championship. Rodriguez earns the tournament's most outstanding player.
- Nov. 25, 2015 – The Hurricanes' men's basketball season at the BankUnited Center sells out on a season-ticket basis. This marked the first time in Miami Athletics history any team sold out its season.
- Dec. 19, 2015 – The Canes' victory over Charleston marks the 100th win at UM for Jim Larrañaga. Needing only 150 games, Larrañaga was the fastest to accomplish the feat in program history.
- Jan. 11, 2016 – Miami is ranked in the top 10 for the first time since the 2012-13 season – No. 8 by the AP and No. 9 in the USA TODAY Coaches Poll.
- March 6, 2016 – Larrañaga is voted the ACC Coach of the Year for the second time.
- March 7, 2016 – Larrañaga is voted the ACC Coach of the Year by the league's head coaches and the next day earns the US Basketball Writers Association District IV Coach of the Year honors.
- March 13, 2016 – Miami is selected for the NCAA Tournament for the first time since 2013 as the Canes received the No. 3 seed in the South Region.
- March 24, 2016 – Sheldon McClellan scores a game-high 26 points, but Miami's season comes to an end in a 92-69 loss to eventual national champion Villanova in the South Region semifinal.
- Oct. 11, 2016 – Miami basketball starts a \$1.7 million facility renovation that included upgrades to the locker rooms, student-athlete lounges, office spaces, weight room and practice facility hallways.
- Nov. 4, 2016 – Miami sells out its season ticket allotment at the Watsco Center for the second straight season.
- Dec. 28, 2016 – With a 78-67 win over Columbia, Miami earns its 1,000th program victory.
- Jan. 14, 2017 – Larrañaga wins his 600th career game in a victory at Pittsburgh.
- March 17, 2017 – No. 9 seed Michigan State defeats

MIAMI BASKETBALL HISTORY

No. 8 seed Miami in the first round of the NCAA Tournament at the BOK Center in Tulsa, Okla.

- Nov. 10, 2017 – Bruce Brown becomes just the sixth player in ACC history to record two career triple-doubles with his 10-point, 11-rebound, 10-assist outing against Gardner-Webb.

- Dec. 18, 2017 – The Miami men's basketball program sells out its season ticket allotment at the Watsco Center for the third consecutive season.

- March 11, 2018 – Miami earns a No. 6 seed in the South Region of the NCAA Tournament, matching a program record with its third straight NCAA berth.

- March 15, 2018 – UM's season concludes with a 22-10 record as 11th-seeded Loyola Chicago prevailed, 64-62, on a buzzer-beating 3-pointer.

- June 21, 2018 – Lonnie Walker (No. 18) and Bruce Brown (No. 42) are chosen in the NBA Draft, marking just the third time in program history that Miami had two players selected in the same draft.

2018-21

- June 20, 2019 – Dewan Hernandez is selected in the NBA Draft, giving the Hurricanes a draftee in three consecutive years. Miami joined Duke as the only ACC teams with at least one player picked each year from 2017 to 2019.

- Dec. 2, 2019 – Miami wins, 81-79, on the road against an Illinois team that ended the year ranked in the top 25. In doing so, the Hurricanes gave Larrañaga his 650th career victory. He became the 64th coach in college basketball history to reach 650, including the 39th with Division I experience.

- Feb. 19, 2020 – The Hurricanes earn a 102-95 victory at Virginia Tech in the first triple-overtime game in program history. Keith Stone set a program record with 18 rebounds in an ACC game, while three Hurricanes scored 20-plus points, including Isaiah Wong tallying 27 points and 12 rebounds on 14-of-14 shooting at the line.

- March 7, 2020 – Miami tops Syracuse, 69-65, in overtime to finish the year 3-1 in games that needed extra time. It marked the fifth consecutive season the Hurricanes won on senior day.

- Dec. 8, 2020 - Trailing by as many as 20 points and facing an 18-point deficit at halftime, the Hurricanes rally to defeat Purdue, 58-54, in the ACC/Big Ten Challenge. It marked the largest comeback of the ACC era and the biggest halftime deficit overcome since the program rebirth. Miami trailed by 13 points with under nine minutes left against a Purdue team that ended the season at No. 20 in the USA TODAY Coaches Poll.

- Jan. 9, 2021 - With a 64-59 triumph at NC State, Larrañaga earns the 665th victory of his career to pass John Wooden on the all-time wins list.

- Jan. 16, 2021 - Isaiah Wong becomes the first Hurricane in nearly four years to score 30 points and, in doing so, leads Miami to its first ranked victory almost

three years, a 78-72 decision over No. 16/18 Louisville.

- Feb. 1, 2021 - In its final home matchup against a Mike Krzyzewski-led Duke team, Miami defeats the Blue Devils, 77-75. The victory improved Larrañaga to 6-7 against Duke during his Miami tenure.

- March 10, 2021 - The Hurricanes become the first No.13-seed to reach the ACC Tournament quarterfinals after upsetting fifth-seeded Clemson, 67-64. The victory also served as Larrañaga's 200th at Miami, making him just the 17th head coach in league history to reach that number while at an ACC school.

2021-22: Hurricanes Make History

- Jan. 5, 2022 – Miami logs its first of five wins on the season in which it trailed by 13-plus points when it rallies from an 18-point deficit to defeat Syracuse, 88-87.

- Jan. 8, 2022 – The Hurricanes take down second-ranked Duke, 76-74. Charlie Moore logs seven steals, tied for the second-most ever by a visiting player at Cameron Indoor Stadium and for the second-most ever by a Hurricane, as Miami, in its last road game against Mike Krzyzewski, finishes with 15 overall, tying a then-program record in ACC play. Jim Larrañaga, who improves to 7-7 against Duke in his tenure at The U, leads his team to a ninth straight victory and a spot solely atop the ACC standings at 5-0. .

- Jan. 18, 2022 – The Hurricanes roll to an 83-57 victory over eventual NCAA runner-up North Carolina. Three Hurricanes, led by 25 from Isaiah Wong, amass 20-plus points in a regulation game for the first time since Jan. 7, 2006. Miami's 27-point halftime lead, 49-22, ties the Tar Heels' largest mark of the last 25 years and 26-point triumph is the biggest against North Carolina by any team in ACC play since Jan. 14, 2012.

- Jan. 26, 2022 – Charlie Moore sinks a half-court buzzer-beater and Miami earns a 78-75 road win over Virginia Tech, the eventual ACC Tournament champion.

- Jan. 26, 2022 – The Hurricanes come back from a 14-point deficit to defeat Georgia Tech, 79-70, at the Watsco Center and Jim Larrañaga becomes the first coach in history with 100 league wins at three different DI schools and/or in three different DI conferences.

- March 2, 2022 – The Hurricanes defeat Boston College, 81-70, in Chestnut Hill, Mass., to give Jim Larrañaga his 221st victory with the program. The win moves him past Bruce Hale for first place on the program's all-time leaderboard.

- March 5, 2022 – For the second time on the season, Miami rallies from an 18-point deficit to defeat Syracuse. It trails by 18 with under 17 minutes to play and by 10 with fewer than three minutes to go, but closes on a 15-2 run in the final 2:08 to win, 75-72, on the road and end the regular season at 22-9 (14-6 ACC).

- March 7, 2022 – Kameron McGusty becomes the third different Hurricane to receive First Team All-ACC accolades. Isaiah Wong garners Third Team All-ACC

MIAMI BASKETBALL HISTORY

plaudits, making him the fourth multiple-time All-ACC honoree at Miami. Charlie Moore takes home ACC All-Defensive Team and Honorable Mention All-ACC status.

- March 9, 2022 – Jim Larrañaga, shortly after locking up his seventh 20-win season in 11 years at Miami, earns a two-year contract extension. The new deal takes him through the 2025-26 campaign.
- March 10, 2022 – Behind a Jordan Miller run-out layup as time expires in overtime, the fourth-seeded Hurricanes edge Boston College, 71-69, to reach the ACC Tournament semifinals for the fourth time.
- March 20, 2022 – The No. 10-seeded Hurricanes post a 68-66 victory over seventh-seeded Southern Cal, ranked No. 21/22, in the opening round of the NCAA Tournament. Charlie Moore's free throws with 3.0 seconds left send Miami to Round of 32 for the sixth time and first since 2016.
- March 22, 2022 – Miami throttles second-seeded Auburn, 79-61, to advance to the Sweet 16 for the fourth time in program history. The victory is the Hurricanes' first ever against a top-two seed and its second of the year against a top-10 team, as the Tigers are ranked No. 8/7. In addition, Miami registers a 25th single-season win for the fourth time, all in the last decade.
- March 27, 2022 – The Hurricanes roll past No. 11-seeded Iowa State, 70-56, and into the Elite Eight for the first time ever. Kameron McGusty drops 27 points at the United Center in Chicago in Miami's 26th win of the season, its third-most in a single campaign.
- March 29, 2022 – After leading by six at halftime in their first NCAA Regional Final appearance, the Hurricanes fall, 76-50, to top-seeded and third-ranked Kansas, which goes on to win the national title. Kameron McGusty becomes the first Miami player ever named to an NCAA Tournament All-Region Team.
- April 5, 2022 – Miami finishes the year tied for No. 16 in the Ferris Mowers Coaches Poll, alongside eight-time national champion Kentucky. It marks the program's first year-end ranking since the 2015-16 season and its fourth-highest Coaches Poll finish ever, behind only 2015-16 (eighth), 2012-13 (No. 10) and 1998-99 (T-No. 12). Two of the top three teams in the year-end rankings, Duke and North Carolina, own losses to Miami.





RECORDS

- Team Game & Season Records..... 182**
- Team ACC Game Records 183-185**
- Team Records by Half 186-187**
- Individual Game/Half/ACC Records 188-192**
- Freshman Game Records 193**
- Individual Season Records 194-198**
- Freshman Season Records 199**
- Individual Career Records..... 200-204**
- Opponent Team Game/Half Records 205-208**
- Opponent Individual Game/Half Records 209-211**
- NCAA Tournament Records 212-214**
- Opponent NCAA Tournament Records 215-216**
- NIT Records 217-219**
- Opponent NIT Records..... 220-221**
- ACC Tournament Records..... 222-224**
- Opponent ACC Tournament Records 225-226**
- Year-by-Year Team Stats 227-229**
- 1,000 Points Club 230-232**
- Annual Leaders..... 233-235**
- 100-Point Games 236-237**
- Overtime Games 238-239**
- Season Openers 240-241**
- Records by Month..... 241**
- Watsco Center Records 242**
- Home Attendance Figures 243-244**

TEAM RECORDS – GAME

Most Points Scored	148 vs. Rollins, 2/23/65
Other Top Scoring Games	144 vs. Rollins, 2/12/63
121+ Points	141 vs. Tampa, 2/9/65 136 at Tampa, 12/1/64 134 at Tampa, 1/29/64 128 at Rollins, 1/23/65 127 vs. Jacksonville, 1/16/65 127 at Rollins, 1/28/64 124 vs. Florida Southern, 1/13/65 121 vs. La Salle, 1/23/64 121 vs. Florida Southern, 2/18/60
Most Points Against	127 at UCLA, 12/12/69
Most Points in Loss	113 vs. Oklahoma City, 1/6/62
Largest Margin of Victory	69 (148-79) vs. Rollins, 2/23/65
Highest Total Score	255 (136-119) at Tampa, 12/1/64
Most Players Scoring in Game	14 vs. Florida A&M, 12/10/94
Most Field Goals Made	60 vs. Rollins, 2/23/65
Highest FG Pct.	.667 (24-36) vs. Coppin State, 1/20/88 .667 (32-48) vs. Bethune-Cookman, 12/5/88 .667 (30-45) vs. Birmingham Southern, 12/3/05
3-Point FG Made	18 vs. Coppin State, 12/21/19
3-Point FG Attempts	38 vs. Coppin State, 12/21/19
3-Point Field Goal Pct.	.875 (7-8) vs. UConn, 1/2/92
Most Free Throws Made	46 vs. Tampa, 1956+
Most FT Attempted	61 vs. Kentucky Wesleyan, 1/24/57
Highest Free Throw Pct. (min. 15 FTA)	1.000 (18-18) vs. Maryland, 12/29/64 .970 (32-33) vs. Creighton, 2/10/64**
Most Rebounds	61 vs. Northeastern Illinois, 11/24/95
Most Assists	29 vs. Florida Southern, 11/9/07 29 vs. Lehigh, 1/9/91
Most Steals	21 vs. Savannah State, 11/30/02
Most Blocked Shots	17 vs. Hartford, 12/13/96^^
Most Blocked Shots in a Half	13 vs. Hartford (1st), 12/13/96
Most Turnovers	32 at Georgetown, 1/13/96
Most Personal Fouls	36 vs. Tampa, 1962+
Most Total Fouls (both teams)	73 vs. Tampa, 1965+
Fewest Personal Fouls	5 vs. Rollins, 1962+
Fewest Total Fouls (both teams)	13 vs. Rollins, 1962+

** T-No. 17 in NCAA history (min. 30 FTA)

^^ T-No. 14 in NCAA history

+ Exact game/date unknown

TEAM RECORDS – MISCELLANEOUS

Most Consecutive Games with a Three-Point FGM
354, Dec. 18, 2001 - Dec. 22, 2012

TEAM RECORDS – SEASON

Most Victories	29, 2012-13
Most Defeats	24, 1991-92
Longest Winning Streak	14, 1946-47, 2001-02, 2012-13
Longest Conference Winning Streak	13, 2012-13
Longest Losing Streak	17, 1993-94
Longest Conference Losing Streak	18, 1993-94~

~ Miami lost its first three league games in 1994-95, making it a 21-game multi-season streak

Most Games Over 100 Points	11, 1988-89
Opponent	10, 1988-89
Most Points	2,809, 1988-89
Opponent	2,778, 1988-89
Highest Scoring Average	98.4, 1964-65++
Opponent	96.9, 1969-70
Most Rebounds	1,559, 1962-63
Opponent	1,398, 1959-60
Most Field Goals Made	1,024, 1988-89
Opponent	1,040, 1988-89
Most Field Goals Attempted	2,194, 1963-64
Opponent	2,138, 1967-68
Field Goal Percentage	.492 (1,024-2,083), 1988-89
Opponent	.488 (1,040-2,129), 1988-89
3-Point Field Goals Made	292, 2014-15
Opponent	260, 2018-19
3-Point FG Attempted	816, 2014-15
Opponent	744, 2018-19
3-Point Field Goal Pct	.385 (236-613), 2007-08
Opponent	.408 (151-370), 1986-87
Most Free Throws Made	663, 1959-60
Opponent	597, 1955-56
Most Free Throws Attempted	914, 1956-57
Opponent	909, 1955-56
Free Throw Percentage	.796 (642-807), 1964-65\$\$
Opponent	.739 (386-522), 2016-17
Most Assists	583, 1988-89
Opponent	516, 1988-89
Most Steals	287, 1988-89
Opponent	288, 1987-88
Most Blocked Shots	190, 2001-02
Opponent	144, 2000-01
Most Turnovers	575, 1998-99
Opponent	615, 1999-00
Most Personal Fouls	701, 1991-92
Opponent	678, 2007-08

++ No. 20 in NCAA history and first nationally that season
- Miami also led the nation in scoring in 1958-59 with an 87.6-point average

\$\$ No. 22 in NCAA history and first nationally that season
- Miami also led the nation in free throw percentage in 1963-64 with a 76.0 clip

NOTE: Miami also led the nation in opponent field goal percentage in 1997-98 with a 37.9 clip against



GAME RECORDS - ACC GAMES ONLY

TEAM HIGHS

POINTS

102	at Virginia Tech	2/19/20
96	Duke	2/20/08
95	Virginia	3/1/08
94	at Florida State	1/27/18
92	Wake Forest	1/1/22
91	NC State	12/29/21
91	at North Carolina	2/27/18
91	at Virginia	1/12/05
90	five times, last vs. Duke	1/13/15

FIELD GOALS MADE

35	Duke	2/20/08
35	Duke	1/19/05
34	at North Carolina	2/27/18
34	at Florida State	1/27/18
34	at NC State	1/21/18
34	Florida State	3/3/07
33	at Virginia Tech	2/19/20
33	Duke	1/23/13
33	Virginia	3/1/08
32	eight times, last at Pittsburgh	2/22/22

FIELD-GOAL ATTEMPTS

79	at Virginia Tech	2/19/20
78	Duke	1/15/18
77	Duke	1/19/05
76	at Boston College	1/15/08
73	at NC State	2/29/12
73	Maryland	2/1/12
73	at Duke	2/19/06
73	at Georgia Tech	1/6/05

FIELD-GOAL PERCENTAGE

.638 (30-47)	at Florida State	2/13/13
.632 (24-38)	Virginia Tech	1/31/10
.615 (32-52)	Wake Forest	1/1/22
.587 (27-46)	at NC State	3/1/14
.582 (32-55)	at Clemson	2/12/05
.577 (30-52)	Boston College	2/12/20
.576 (34-59)	at NC State	1/21/18
.574 (35-61)	Duke	2/20/08

3-PT FIELD GOALS MADE

17	at Florida State	1/27/18
15	at Virginia Tech	3/7/15
15	North Carolina	2/9/13
14	at North Carolina	2/9/19
13	North Carolina	1/18/22
13	North Carolina	1/26/11
13	at Wake Forest	1/29/05
12	six times, last vs. Virginia Tech	1/30/19

3-PT FG ATTEMPTS

34	at Florida State	1/27/18
34	at Virginia Tech	2/15/14
34	at North Carolina	3/2/10
33	Virginia Tech	1/30/19
32	at Florida State	2/26/11
32	at Georgia Tech	3/4/09
31	eight times, last vs. Syracuse	3/7/20

3-PT FG PERCENTAGE, MIN. 7 MADE

.727 (8-11)	Louisville	2/27/16
.632 (12-19)	Maryland	1/7/06
.611 (11-18)	at Virginia Tech	1/26/22
.600 (15-25)	at Virginia Tech	3/7/15
.600 (9-15)	at Duke	2/7/09
.577 (15-26)	North Carolina	2/9/13
.571 (8-14)	at NC State	1/23/11

FREE THROWS MADE

31	Florida State	2/25/15
30	at Boston College	2/16/15
29	at Virginia Tech	2/19/20
27	at Boston College	1/10/09
26	Wake Forest	2/7/18
26	at NC State	3/1/14
26	Georgia Tech	1/12/08
26	at North Carolina	1/14/06

FREE-THROW ATTEMPTS

38	Florida State	2/25/15
37	Wake Forest	2/7/18
37	at Boston College	2/16/15
35	at Virginia	1/12/05
34	Syracuse	1/2/16
34	Florida State	2/26/12
34	NC State	3/7/09
34	at North Carolina	1/14/06

FREE-THROW PCT, MIN. 15 ATTEMPTS

.944 (17-18)	at North Carolina	1/25/20
.938 (15-16)	at NC State	1/30/16
.933 (14-15)	Boston College	1/15/11
.917 (22-24)	Maryland	2/23/08
.909 (20-22)	at Virginia	2/20/17
.906 (29-32)	at Virginia Tech	2/19/20
.905 (19-21)	Virginia Tech	1/23/07
.900 (18-20)	North Carolina	2/12/06

REBOUNDS

55	at Virginia Tech	2/19/20
55	at Maryland	1/10/07
53	Clemson	1/27/08
50	Virginia Tech	12/8/13
49	Louisville	1/24/19

RECORDS



GAME RECORDS - ACC GAMES ONLY

49	Duke	1/23/13
48	at Duke.....	2/5/12
48	at Georgia Tech.....	3/4/09

ASSISTS

26	at NC State	1/21/18
24	Duke	1/25/16
21	Virginia Tech.....	2/18/15
21	Virginia	3/1/08
20	at Virginia Tech.....	12/29/20
20	Georgia Tech.....	2/24/19
20	Wake Forest	2/18/12

STEALS

16	Virginia Tech.....	2/26/22
15	at Duke.....	1/8/22
15	at North Carolina	1/22/05
14	Syracuse.....	1/5/22
14	North Carolina.....	1/5/21
13	at Virginia	2/5/22
13	Duke	1/15/18
13	at North Carolina	3/2/10
12	five times, last at Pittsburgh	2/22/22

BLOCKED SHOTS

12	Notre Dame.....	1/12/17
9	Wake Forest	2/4/09
9	Florida State	1/15/05
8	at Virginia Tech.....	2/19/20
8	at Pittsburgh.....	12/30/17
8	at Florida State.....	2/10/14
8	at Virginia Tech	1/30/13
8	Duke	1/23/13
8	at North Carolina	1/10/13
8	Clemson.....	1/27/08

TURNOVERS

28	Georgia Tech.....	2/3/11
24	Florida State.....	1/18/20
22	Duke	2/17/10
22	Clemson.....	12/21/08
22	Duke	2/20/08
21	at Georgia Tech.....	3/6/11

FOULS

31	at Florida State	3/8/08
31	at Duke	2/2/08
27	Virginia Tech	1/23/07

TEAM LOWS

POINTS

40	at Virginia.....	2/26/14
44	Virginia	3/4/20
44	at Syracuse.....	1/4/14
45	at Virginia Tech.....	2/15/14
45	at Clemson.....	2/17/13
46	at Virginia.....	2/2/19
46	Duke	1/22/14

FIELD GOALS MADE

12	at Virginia	2/26/14
15	at Virginia	2/20/17
15	at Virginia Tech.....	2/15/14
16	at Wake Forest	2/2/10
17	10 times, last vs. Pittsburgh	12/16/20

FIELD-GOAL ATTEMPTS

38	Georgia Tech.....	2/15/17
38	Virginia Tech	1/31/10
39	Clemson.....	2/20/11
40	at Syracuse.....	1/04/14
40	Georgia Tech.....	2/3/11

FIELD GOAL PERCENTAGE

.259 (15-58)	at Virginia Tech.....	2/15/14
.261 (12-46)	at Virginia	2/26/14
.279 (17-61)	at Louisville.....	1/7/20
.296 (16-54)	at Wake Forest	2/2/10
.300 (18-60)	at Duke.....	1/21/20

3-PT FIELD GOALS MADE

0	at Virginia	2/26/14
1	Duke	2/25/17
1	Virginia	2/19/13
1	at Duke	2/19/06
2	at Boston College.....	1/12/21
2	at Georgia Tech.....	2/29/20
2	Duke	1/4/20
2	at Boston College.....	1/20/16
2	Duke	1/22/14
2	at Clemson.....	3/4/14
2	NC State	1/22/12
2	Georgia Tech.....	1/12/08
2	at Boston College	1/16/07

3-PT FG ATTEMPTS

7	Virginia	2/19/13
8	Duke	2/25/17
8	at Florida State	2/13/13
10	at Boston College.....	1/20/16
10	Duke	1/22/14
10	at NC State	3/1/14

GAME RECORDS - ACC GAMES ONLY

3-PT FG PERCENTAGE

.000 (0-12)	at Virginia	2/26/14
.091 (1-11)	at Duke	2/19/06
.100 (2-20)	NC State	1/22/12
.105 (2-19)	Georgia Tech	1/12/08
.118 (2-17)	at Georgia Tech	2/29/20
.120 (3-25)	Syracuse	1/2/16

FREE THROWS MADE

0	at Virginia	2/5/22
1	at Wake Forest	1/30/21
2	Virginia	3/4/20
2	at Syracuse	1/4/17
2	at Pittsburgh	1/14/17
2	Florida State	1/15/14
2	at Clemson	3/4/14
2	Wake Forest	2/18/12
2	North Carolina	2/15/09

FREE-THROW ATTEMPTS

0*	at Virginia	2/5/22
2	Virginia	3/4/20
2	North Carolina	2/15/09
3	at Pittsburgh	2/14/17
3	at Georgia Tech	1/24/12
3	Wake Forest	2/18/12
3	Boston College	2/7/07

* Second time ever for any ACC team (first in ACC play)

FREE-THROW PCT, MIN. 10 ATT.

.200 (2-10)	at Syracuse	1/4/17
.364 (4-11)	Louisville	11/5/19
.385 (5-13)	Maryland	1/13/13
.412 (7-17)	at Clemson	2/13/10
.417 (5-12)	at Clemson	2/28/07
.444 (12-27)	Clemson	12/21/08

REBOUNDS

16	Duke	1/14/07
19	at Virginia	2/5/22
21	Virginia Tech	2/26/22
21	Clemson	12/4/21
21	at North Carolina	1/25/20
21	at Boston College	12/6/09
22	at Virginia Tech	1/26/22
22	at Florida State	2/1/15
22	at Florida State	2/13/13
22	North Carolina	2/12/06

ASSISTS

3	at NC State	1/15/20
3	at Virginia	2/26/14
4	at Georgia Tech	2/29/20
4	at Georgia Tech	1/18/14

5	at Virginia	3/1/21
5	at Clemson	1/13/18
5	Florida State	2/1/17
5	at Virginia	1/7/12
5	at Maryland	2/21/12
5	at Maryland	1/26/10

STEALS

0	at Virginia	1/24/06
1	Syracuse	1/25/14
1	at Duke	3/2/13
1	Virginia Tech	1/25/09
1	at Clemson	2/27/08
1	at Virginia	2/3/07

BLOCKED SHOTS

0	14 times, last at Georgia Tech	1/29/22
---	--------------------------------	---------

TURNOVERS

3	at Virginia Tech	2/15/14
3	Boston College	2/22/14
4	North Carolina	1/18/22
4	Florida State	1/15/14
5	at Duke	1/8/22
5	at Notre Dame	2/14/21
5	at Louisville	1/7/20
5	Boston College	1/10/15
5	Syracuse	1/25/14
5	at Clemson	3/4/14
5	at Boston College	1/29/12
5	NC State	3/7/09
5	Wake Forest	1/31/06

FOULS

6	Georgia Tech	2/20/21
6	Georgia Tech	2/15/17
7	Virginia	2/22/16
7	North Carolina	2/9/13
7	Virginia Tech	2/9/12
8	at Virginia	2/5/22
8	at Syracuse	1/24/19
8	Florida State	2/24/21

TEAM RECORDS BY HALF (ACC ERA; SINCE 2004-05)

POINTS

61	Nova Southeastern (1st)	11/16/09
60	Virginia (2nd)	3/1/08
60	Lafayette (1st)	11/25/06

FIELD GOALS MADE

23	Stephen F. Austin (1st)	11/13/18
23	Ole Miss (1st)	11/30/10
22	Florida Southern (1st)	11/9/07
22	Lafayette (1st)	11/25/06
21	at NC State (2nd)	1/21/18
21	Gardner-Webb (2nd)	11/10/17
21	Stetson (2nd)	11/9/12
21	at Clemson (2nd)	2/12/05

FIELD-GOAL ATTEMPTS

46	Florida Southern (2nd)	11/15/08
45	at Duke (1st)	2/19/06
44	Florida Southern (2nd)	11/09/07

FIELD-GOAL PERCENTAGE, MIN. 12 MADE

.739 (17-23)	at Florida State (1st)	2/13/13
.720 (18-25)	vs. Middle Tenn. (2nd)	12/25/17
.706 (12-17)	vs. Florida Atlantic (2nd)	12/17/11
.700 (14-20)	Virginia Tech (1st)	1/31/10
.696 (16-23)	at Hawaii (2nd)	12/22/17
.696 (16-23)	vs. Boston College (2nd)	3/15/13

3-PT FIELD GOALS MADE

12	Coppin State (2nd)	12/21/19
12	Nova Southeastern (1st)	11/16/09
10	at North Carolina (2nd)	2/9/19
10	at Virginia Tech (1st)	3/7/15
10	North Carolina (1st)	2/9/13
10	at Florida Gulf Coast (1st)	11/27/10
10	at Wake Forest (1st)	1/29/05

3-PT FG ATTEMPTS

23	at Maryland (2nd)	1/31/09
21	vs. Clemson (2nd)	3/11/20
21	Coppin State (2nd)	12/21/19
21	Lehigh (1st)	11/9/18
20	Virginia Tech (2nd)	1/30/19
20	at FGCU (1st)	11/27/10
20	at North Carolina (2nd)	3/2/10
20	at Georgia Tech (2nd)	3/4/09

3-PT FG PERCENTAGE, MIN. 7 MADE

.909 (10-11)	at Wake Forest (1st)	1/29/05
.778 (7-9)	at Virginia Tech (2nd)	1/26/22
.778 (7-9)	at Charlotte (2nd)	11/25/14
.778 (7-9)	North Florida (1st)	12/20/07
.778 (7-9)	Florida Southern (1st)	11/9/07

FREE THROWS MADE

23	at Richmond (2nd)	3/24/15
23	Florida State (2nd)	2/25/15
23	NC State (2nd)	3/7/09
22	Alabama State (2nd)	11/28/07

FREE-THROW ATTEMPTS

32	NC State (2nd)	3/7/09
29	Wake Forest (2nd)	2/7/18
29	Alabama State (2nd)	11/28/07

28	at Richmond (2nd)	3/24/15
28	Florida State (2nd)	2/25/15
28	at Florida State (2nd)	2/10/14

FREE-THROW PERCENTAGE, MIN. 10 MADE

1.000 (16-16)	at Wake Forest (2nd)	2/9/11
1.000 (16-16)	vs. Wofford (2nd)	12/3/17
1.000 (13-13)	at North Carolina (2nd)	1/25/20
1.000 (13-13)	Tennessee Tech (2nd)	12/23/04
1.000 (12-12)	Illinois (2nd)	12/2/14
1.000 (11-11)	at Virginia Tech (2nd)	2/19/20
1.000 (10-10)	at Virginia Tech (1st)	2/19/20
1.000 (10-10)	at North Carolina (2nd)	2/27/18
1.000 (10-10)	Notre Dame (2nd)	2/19/14
1.000 (10-10)	Lafayette (2nd)	11/25/06
1.000 (10-10)	North Carolina (1st)	2/12/06

REBOUNDS

33	at Maryland (1st)	1/10/07
32	NC Central (2nd)	1/3/09
31	Wofford (1st)	11/20/04
31	Florida Southern (2nd)	11/15/08

ASSISTS

17	Nova Southeastern (1st)	11/16/09
16	at NC State (2nd)	1/21/18
16	Lafayette (1st)	11/25/06
16	Alcorn State (1st)	11/14/06
15	Penn (2nd)	1/2/08
15	Florida Southern (1st)	11/9/07

STEALS

11	at Duke (1st)	1/8/22
10	at Boston College (1st)	1/20/16
10	at North Carolina (2nd)	1/22/05
9	Virginia Tech (2nd)	2/26/22
9	vs. North Carolina (1st)	3/11/11
9	USC Upstate (1st)	11/28/09
9	Penn (1st)	1/2/08

BLOCKED SHOTS

10	Florida Atlantic (1st)	11/29/04
9	Charlotte (1st)	12/14/12
8	vs. VCU (2nd)	11/16/07
7	at Pitt (1st)	12/30/17
7	Notre Dame (1st)	1/12/17
7	Northeastern (2nd)	11/27/15
7	FIU (2nd)	12/12/08
7	South Carolina State (1st)	11/23/04

TURNOVERS

16	Georgia Tech (2nd)	2/3/11
16	Clemson (1st)	12/21/08
14	at Georgia Tech (2nd)	3/6/11
14	at Maryland (1st)	1/26/10

FOULS

24	vs. UCF (2nd)	12/18/10
18	Virginia (2nd)	3/1/08
18	at Clemson (2nd)	2/27/08
18	Virginia Tech (2nd)	1/23/07
18	at Maryland (2nd)	1/10/07

TEAM LOWS BY HALF (ACC ERA; SINCE 2004-05)

POINTS

14	Purdue	12/8/20
15	vs. Kansas (2nd)	3/27/22
15	at Virginia Tech (1st)	2/15/14
16	vs. Virginia (1st)	2/13/18
16	vs. Marquette (1st)	3/28/13
16	at Florida State (1st)	2/26/11
17	Syracuse (1st)	1/2/16
17	at Virginia (1st)	1/7/12

FIELD GOALS MADE

4	at Virginia (2nd)	2/26/14
4	FGCU (2nd)	11/22/11
5	Purdue (1st)	12/8/20
5	Syracuse (1st)	1/2/16
5	at Virginia Tech (1st)	2/15/14
5	at Florida State (1st)	2/26/11
5	at Virginia (1st)	1/16/10

FIELD-GOAL ATTEMPTS

14	NC Central (2nd)	3/17/15
15	Georgia Tech (2nd)	2/15/17
15	Jacksonville (1st)	11/16/12

FIELD-GOAL PERCENTAGE

.167 (4-24)	FGCU (2nd)	11/22/11
.172 (5-29)	at Florida State (1st)	2/26/11
.185 (5-27)	at Virginia Tech (1st)	2/15/14
.190 (4-21)	at Virginia (2nd)	2/26/14
.192 (5-26)	Syracuse (1st)	1/2/16

3-PT FIELD GOALS MADE

0	Numerous times	
	Last vs. Kansas (2nd)	3/27/22

3-PT FG ATTEMPTS

1	Duke (2nd)	2/25/17
1	at Florida State (1st)	2/13/13
2	at Maryland (2nd)	2/21/12
2	at FIU (2nd)	12/8/07

3-PT FG PERCENTAGE, MIN. 8 ATT.

.000 (0-11)	at Syracuse (1st)	1/19/21
.000 (0-11)	Syracuse (1st)	1/2/16
.000 (0-10)	Purdue (1st)	12/8/20
.000 (0-10)	at Rutgers (2nd)	11/21/10
.000 (0-9)	Minnesota (1st)	3/19/12
.000 (0-9)	North Carolina A&T (2nd)	11/22/05
.000 (0-8)	Pittsburgh (1st)	12/16/20
.000 (0-8)	at Georgia Tech (1st)	2/29/20
.000 (0-8)	at George Washington (2nd)	12/16/17
.000 (0-8)	at Richmond (1st)	3/24/15

FREE THROWS MADE

0	Numerous times	
	Last vs. Boston College (1st)	3/10/22

FREE-THROW ATTEMPTS

0	Numerous times	
	Last vs. Boston College (1st)	3/10/22

FREE-THROW PERCENTAGE, MIN. 11 ATT.

.273 (3-11)	FGCU (2nd)	11/25/09
.273 (3-11)	Clemson (1st)	12/21/08
.308 (4-13)	Florida A&M (2nd)	11/16/17
.333 (4-12)	vs. South Carolina (1st)	11/22/09
.364 (4-11)	at Notre Dame (1st)	2/14/21
.400 (6-15)	at Clemson (2nd)	2/13/10

REBOUNDS

6	Clemson (2nd)	12/4/22
6	vs. Florida Atlantic (2nd)	12/17/11
7	vs. North Texas (1st)	11/26/21
8	11 times, last vs. Virginia Tech (1st)	2/26/22

ASSISTS

0	Pittsburgh	12/16/20
1	Numerous times	
	Last vs. Florida State (1st)	1/22/22

STEALS

0	Numerous times.	
	Last vs. Florida State (1st)	1/22/22

BLOCKED SHOTS

0	Numerous times	
	Last vs. Southern Cal (2nd)	3/18/22

TURNOVERS

0	Stephen F. Austin (1st)	11/13/18
0	at Virginia Tech (1st)	2/15/14
1	19 times, last vs. Southern Cal (1st)	3/18/22

FOULS

1	at Notre Dame (1st)	2/23/20
1	Virginia Tech (1st)	2/9/12
2	15 times, last vs. Boston College (1st)	3/10/22

INDIVIDUAL RECORDS - GAME

POINTS SCORED, GAME

1. Rick Barry vs. Rollins, 2/23/65	59**
2. Rick Barry vs. Tampa, 2/9/65	55**
3. Rick Barry vs. Florida Southern, 2/5/65	54**
4. Rick Barry vs. Jacksonville, 1964	52
5. Rick Barry vs. Tampa, 1965	51
Rick Barry vs. Oklahoma City, 1/30/65	51
7. Rick Barry vs. Houston, 2/20/65	50
Rick Barry vs. Rollins, 1/28/64	50
9. Mike McCoy vs. Rollins, 1963	48
10. Sy Chadroff vs. Rollins, 2/14/52	47

** Totals rank No. 16, T-No. 21 and No. 25, respectively, on NCAA scoring list against a non-Division I opponent

FIELD GOALS MADE, GAME

1. Rick Barry vs. Houston, 2/20/65	21
2. Rick Barry vs. Rollins, 1/23/65	20
Rick Barry vs. Rollins, 2/23/65	20
Mike McCoy vs. Rollins, 1963	20
5. Rick Barry vs. Oklahoma City, 1/30/65	19
Mike Wittman vs. Oklahoma City, 1/30/65	19
Rick Barry vs. Rollins, 1/28/64	19
Rick Barry vs. Jacksonville, 1964	19
9. Steve Rich vs. St. John's, 2/20/96	18
Wayne Beckner vs. Tampa, 1965	18
Rick Barry vs. Yale, 12/28/65	18
John Dampier vs. Army, 12/27/63	18
Sy Chadroff vs. Rollins, 1952	18

FIELD GOALS ATTEMPTS, GAME (Since 1985-86)

1. Johnny Hemsley vs. North Carolina, 12/18/99	30
2. Darius Rice vs. Connecticut, 1/20/03	27
3. Jack McClinton at Boston College, 1/15/08	26
4. Joe Wylie vs. George Mason, 11/23/90	26
5. Jack McClinton vs. North Carolina, 2/15/09	25
6. Steve Rich vs. St. John's, 2/20/96	25
7. Dennis Burns vs. Dayton, 3/08/88	25
8. Robert Hite vs. Florida Atlantic, 11/29/04	24
Joe Wylie vs. South Florida, 2/25/91	24
Dennis Burns vs. New Mexico, 2/1/89	24
Dennis Burns vs. Oral Roberts, 2/25/89	24

FIELD GOAL PERCENTAGE, GAME, MIN. 6 ATT. (Since 1985-86)

1. Ebuka Izundu at Virginia Tech, 3/8/19 (8-8).....	1.000
Raymond Hicks vs. NC A&T, 12/23/07 (7-7).....	1.000
3. Jordan Miller vs. Iowa State, 3/25/22 (6-6).....	1.000
Sheldon McClellan vs. S. Ala., 11/28/14 (6-6) ..	1.000
Alex Fraser vs. Providence, 1/15/97 (6-6).....	1.000
Alex Fraser vs. Syracuse, 1/3/96 (6-6).....	1.000
Jamal Johnson vs. FAMU, 12/4/93 (6-6).....	1.000
8. Eric Brown vs. Alabama State, 12/21/87 (15-16) ..	.937
9. Eric Brown vs. Bethune-Cookman, 12/5/88 (12-13) ..	.923
10. Tim James vs. Memphis, 12/22/97 (11-12).....	.917
Trevor Burton vs. Maine, 11/29/91 (11-12)917

3-POINT FIELD GOALS MADE, GAME

1. Johnny Hemsley vs. Lafayette, 3/12/99.....	9
2. Samarr Logan vs. Boston College, 12/29/89	8

3. Davon Reed at NC State, 2/4/17	7
Jack McClinton at Providence, 3/18/09	7
Jack McClinton vs. North Carolina, 2/15/09	7
Jack McClinton vs. Virginia, 3/1/08	7
Robert Hite vs. Wake Forest, 1/31/06.....	7
Robert Hite vs. FIU, 12/7/04	7
Darius Rice vs. Connecticut, 1/20/03	7
Darius Rice vs. Virginia Tech, 2/6/01	7

3-POINT FIELD GOALS ATTEMPTED, GAME

1. Darius Rice vs. Virginia Tech, 2/6/01	15
2. DJ Vasiljevic vs. NC State, 2/5/20	14
Jack McClinton at Providence, 3/18/09	14
Jack McClinton at Georgia Tech, 2/17/08	14
Marcus Barnes vs. Connecticut, 1/20/01.....	14
6. DJ Vasiljevic vs. Syracuse, 3/7/20	13
Darius Rice vs. Florida State, 12/14/03	13
Steven Edwards vs. Boston College, 2/10/96	13
Steven Edwards vs. Robert Morris, 11/30/94	13
10.20 times	12
last by Isaiah Wong at Syracuse, 1/19/21	

3-POINT FG PERCENTAGE, GAME, MIN 4 ATT.

1. James Palmer at Virginia Tech, 3/7/15 (5-5).....	1.000
Malcolm Grant vs. NC State, 1/23/11 (5-5).....	1.000
Robert Hite vs. Virginia Tech, 1/17/04 (5-5).....	1.000
Trevor Burton vs. Georgetown, 12/7/93 (5-5)...	1.000
Samarr Logan vs. Davidson, 2/10/90 (5-5).....	1.000
Levertis Williams vs. FIU, 3/12/88 (5-5).....	1.000
7. Anthony Lawrence II vs. Notre Dame, 2/3/16 (4-4) ..	1.000
Shane Larkin at Purdue, 11/29/11(4-4).....	1.000
Jack McClinton vs. Ohio State, 12/8/09 (4-4)...	1.000
Anthony Harris vs. Maryland, 1/7/06 (4-4).....	1.000
Jerome Scott vs. Pittsburgh, 2/4/92 (4-4).....	1.000
Joel Warren vs. Marist, 2/1/88 (4-4)	1.000

FREE THROWS MADE, GAME

1. Rick Barry vs. Florida Southern, 2/5/65	22
Ron Godfrey vs. Oklahoma City, 1/29/60	22
3. Rick Barry vs. Rollins, 2/23/65	19
Rick Barry vs. St. Joseph's (Pa.), 3/12/64	19
5. Rick Barry vs. St. Mary's, 1965	17
Rick Barry vs. Tampa, 1965	17
Rick Barry vs. San Francisco, 1964	17
Joe Munley vs. Ky.-Wesleyan, 1/26/57	17
9. Durand Scott vs. UMass, 12/3/11	16
Jack McClinton vs. NC State, 3/7/09	16
Dick Hickox vs. Stetson, 1959	16

NOTE: 3-point FGs were adopted in 1986-87

FREE THROWS ATTEMPTED, GAME (Since 1985-86)

1. Eric Brown vs. Brigham Young, 2/4/89	19
2. Durand Scott vs. UMass, 12/3/11	18
3. Kameron McGusty vs. UCF, 11/13/21	17
Eric Brown vs. Marquette, 1/28/89	17
Eric Brown vs. Tennessee Tech, 2/8/89	17
Eric Brown vs. Providence, 1/20/87	17
7. Jack McClinton vs. NC State, 3/7/09	16

INDIVIDUAL RECORDS - GAME



Johnny Hemsley



Vernon Jennings

Dwayne Collins vs. Florida Atlantic, 1/5/09.....	16
Robert Hite vs. North Carolina, 2/12/06.....	16
Clifton Clark vs. Florida Atlantic, 11/29/04	16
John Salmons vs. West Virginia, 2/28/01	16
Steven Edwards vs. St. John's, 2/13/95.....	16
Hammie Ward at Tennessee, 12/1/91	16
Eric Brown vs. Virginia Commonwealth, 2/22/88...	16
Eric Brown vs. Bethune-Cookman, 12/5/88.....	16

FREE THROW PERCENTAGE, GAME, MIN. 10 FTA (Since 1985-86)

1. Jack McClinton vs. NC State, 3/7/09 (16-16) ...	1.000
2. Isaiah Wong at Virginia Tech, 2/19/20 (14-14)..	1.000
Chris Lykes vs. Wake Forest, 1/12/19 (14-14)..	1.000
Jack McClinton vs. St. Mary's, 3/21/08 (11-11).	1.000
5. Durand Scott vs. FAU, 3/16/11 (10-10).....	1.000
Lance Hurdle vs. Boston Coll., 3/5/08 (10-10)..	1.000
Jack McClinton vs. Ga. Tech, 12/3/06 (10-10)..	1.000
Guillermo Diaz vs. Virginia, 3/10/05 (10-10).....	1.000
Robert Hite vs. Rutgers, 1/21/04 (10-10).....	1.000
Johnny Hemsley vs. Ga. St., 12/12/97 (10-10).	1.000
Kevin Norris vs. Buffalo, 11/22/96 (10-10).....	1.000
Steve Edwards vs. Villanova, 3/6/93 (10-10).....	1.000
Joe Wylie vs. West Virginia, 1/5/91 (10-10).....	1.000
Lemuel Howard vs. Duquesne, 11/28/87 (10-10)..	1.000

REBOUNDS, GAME

1. Rick Barry vs. Oklahoma City, 1/30/65	29
2. Wayne Canaday vs. Bucknell, 1/4/69	28
3. Rick Barry vs. Rollins, 1965	27
Harry Manushaw vs. Florida State, 2/28/59	27
5. Harry Manushaw vs. Morehead St., 2/23/59	26

6. Rusty Parker vs. Florida State, 3/1/68	25
Rick Barry vs. Cornell, 12/27/62	25
8. Rick Barry vs. Houston, 2/20/65	24
Rick Barry vs. Tampa, 1965	24
Wayne Beckner vs. Rollins, 1963	24
Harry Manushaw vs. Toronto, 1959	24

ASSISTS, GAME*

1. Michael Gardner vs. Pittsburgh, 1/23/93	14
2. John Salmons vs. Notre Dame, 2/23/02	13
Bryan Hughes vs. The Citadel, 11/22/85	13
4. Vernon Jennings vs. Bethune-Cookman, 11/30/99	12
Vernon Jennings vs. Pittsburgh, 2/23/99	12
Thomas Hocker vs. Florida State, 1/18/90	12
Thomas Hocker vs. Tulane, 3/3/90	12
8. Angel Rodriguez vs. Duke, 1/25/16	11
John Salmons vs. St. John's, 2/13/02.....	11
Vernon Jennings vs. Notre Dame, 2/26/00.....	11
Vernon Jennings vs. Syracuse, 1999	11
Kevin Norris vs. Florida Atlantic, 11/16/97	11
Michael Gardner vs. Syracuse, 2/6/93	11
Jerome Scott vs. St. Joseph's (Pa.), 2/6/91	11
Kevin Presto vs. Alabama State, 12/21/87	11

STEALS, GAME*

1. Jerome Scott vs. FIU, 3/4/91	9
2. Jordan Miller at Virginia, 2/5/22	7
Charlie Moore at Duke, 1/8/22	7
Vernon Jennings vs. West Virginia, 1/5/00	7
5. 17 times,	6
last by Jordan Miller vs. Syracuse, 1/5/22	

BLOCKED SHOTS, GAME*

1. Anthony King vs. Florida Atlantic, 11/29/04	13
2. James Jones vs. FIU, 12/3/01	8
Tim James vs. West Virginia, 2/6/96	8
Constantin Popa vs. Florida Atlantic, 12/19/92.....	8
5. Anthony King vs. Marist, 11/15/07	7
James Jones vs. North Carolina, 1/4/03.....	7
James Jones vs. Florida Atlantic, 11/18/00	7
Constantin Popa vs. St. John's, 2/13/95	7
Constantin Popa vs. Beth.-Cookman, 1993	7
Tito Horford vs. South Carolina, 12/5/87	7

TRIPLE-DOUBLES

1. Bruce Brown vs. Gardner-Webb.....	11/10/17
10 points, 11 rebounds, 10 assists	
Bruce Brown vs. South Carolina State	12/6/16
11 points, 11 rebounds, 10 assists	
2. Anthony King vs. Florida Atlantic	11/29/04
13 blocked shots, 11 points, 10 rebounds	

* Statistic not kept until the 1985-86 season

INDIVIDUAL RECORDS BY HALF (SINCE 2004-05)

POINTS SCORED

32	Jack McClinton vs. Saint Mary's (2nd).....	3/21/08
28	Robert Hite vs. Florida Atlantic (2nd).....	11/29/04
26	Jack McClinton vs. Virginia (2nd).....	3/1/08
24	Guillermo Diaz at North Carolina (2nd).....	1/22/05
23	Kenny Kadji vs. UNCG (1st).....	1/2/12
23	Jack McClinton vs. North Carolina (2nd).....	2/15/09
23	Jack McClinton vs. Winthrop (2nd).....	12/29/07
23	Jack McClinton vs. VCU (2nd).....	11/16/07

FIELD GOALS MADE

11	Robert Hite vs. Florida Atlantic (2nd).....	11/29/04
9	Jack McClinton vs. Saint Mary's (2nd).....	3/21/08
9	Guillermo Diaz at North Carolina (2nd).....	1/22/05
8	Isaiah Wong vs. Louisville (2nd).....	1/16/21
8	Jack McClinton vs. North Carolina (2nd).....	2/15/09
8	Jack McClinton vs. Virginia (2nd).....	3/1/08
8	Jack McClinton at NC State (2nd).....	1/19/08
8	Anthony Harris at Massachusetts (2nd).....	1/02/07

FIELD-GOAL ATTEMPTS

18	Jack McClinton at Boston College (2nd).....	1/15/08
15	Jack McClinton at Clemson (2nd).....	2/27/08
14	Guillermo Diaz vs. Duke (2nd).....	1/19/05
14	Robert Hite vs. Florida Atlantic (2nd).....	11/29/04
13	nine times, last by Kameron McGusty vs. Georgia Tech (2nd) ..	2/9/22

FG PCT, MIN. 7 MADE

1.000 (7-7)	Angel Rodriguez vs. Wichita St. (1st)...	3/19/16
1.000 (7-7)	Sheldon McClellan vs. Florida St. (2nd)....	1/9/16
1.000 (7-7)	Sheldon McClellan vs. Utah (2nd).....	11/20/15
1.000 (7-7)	Reggie Johnson at Duke (2nd).....	1/2/11
.875 (7-8)	Kameron McGusty vs. Coppin State (2nd) ..	12/21/19
.875 (7-8)	Dwayne Collins at Boston Coll. (2nd)...	1/16/07
.875 (7-8)	Brian Asbury vs. Alcorn State (1st).....	11/14/06
.875 (7-8)	Anthony King vs. FIU (1st).....	11/11/06

3-POINT FG MADE

5	Kameron McGusty vs. Coppin State (2nd).....	12/21/19
5	Chris Lykes at Wake Forest (1st).....	2/26/19
5	DJ Vasiljevic vs. Clemson (2nd).....	2/13/19
5	Angel Rodriguez at Florida (2nd).....	11/17/14
5	Malcolm Grant vs. Rice (2nd).....	12/22/10
5	Malcolm Grant at Florida Gulf Coast(1st).....	11/27/10
5	Jack McClinton vs. North Carolina (2nd).....	2/15/09
5	Jack McClinton vs. Virginia (2nd).....	3/1/08
5	Jack McClinton at Georgia Tech (2nd).....	2/17/08
5	Jack McClinton vs. VCU (2nd).....	11/16/07
5	Jack McClinton at Wake Forest (2nd).....	2/17/07
5	Robert Hite at FIU (2nd).....	12/7/04
5	Robert Hite vs. Wake Forest (2nd).....	1/31/06

3-POINT FG ATTEMPTS

10	DJ Vasiljevic vs. NC State (2nd).....	2/5/20
10	DJ Vasiljevic vs. Coppin State (1st).....	12/21/19
9	Isaiah Wong at Syracuse (2nd).....	1/19/21
9	DJ Vasiljevic vs. Syracuse (2nd).....	3/7/20
9	Jack McClinton at Georgia Tech (2nd).....	2/17/08
9	Jack McClinton at Wake Forest (2nd).....	2/17/07

3-PT FG PCT MIN. 4 MADE

1.000 (4-4)	Sam Waardenburg (1st).....	1/18/22
1.000 (4-4)	Manu Lecomte at Virginia Tech (1st).....	3/7/15
1.000 (4-4)	Rion Brown vs. Boston College (2nd) ...	2/5/13
1.000 (4-4)	Shane Larkin at Purdue (2nd).....	11/29/11

1.000 (4-4)	James Dews vs. Boston College (1st) ..	2/21/09
1.000 (4-4)	Jack McClinton vs. Ohio State (1st).....	12/2/08
1.000 (4-4)	Guillermo Diaz at Wake Forest (1st)....	1/29/05
1.000 (4-4)	Robert Hite vs. NC A&T (1st).....	11/22/05

FREE THROWS MADE

14	Chris Lykes vs. Wake Forest (2nd).....	1/12/19
14	Jack McClinton vs. NC State (2nd).....	3/7/09
11	Jack McClinton vs. Saint Mary's (2nd).....	3/21/08
10	Kameron McGusty vs. Wake Forest (2nd).....	1/1/22
10	Manu Lecomte vs. NC Central (2nd).....	3/17/15
10	Durand Scott vs. Florida Atlantic (2nd).....	3/16/11
10	Dwayne Collins vs. Florida Atlantic (2nd).....	1/5/09
10	Lance Hurdle vs. Boston College (2nd).....	3/5/08
10	Anthony King vs. Duke (2nd).....	3/10/06

FREE-THROW ATTEMPTS

14	Chris Lykes vs. Wake Forest (2nd).....	1/12/19
14	Jack McClinton vs. NC State (2nd).....	3/7/09
12	Davon Reed vs. Alabama (2nd).....	3/21/15
12	Kenny Kadji vs. UNCG (1st).....	1/2/12
12	Dwayne Collins vs. Florida Atlantic (2nd).....	1/5/09
12	Anthony King vs. Duke (2nd).....	3/10/06

FT PCT, MIN. 9 MADE

1.000 (14-14)	Chris Lykes vs. Wake Forest (2nd)	1/12/19
1.000 (14-14)	Jack McClinton vs. NC State (2nd).....	3/7/09
1.000 (11-11)	Jack McClinton vs. Saint Mary's (2nd) ...	3/21/08
1.000 (10-10)	Durand Scott vs. Florida Atlantic (2nd) ..	3/16/11
1.000 (10-10)	Lance Hurdle vs. Boston Coll. (2nd).....	3/5/08
1.000 (9-9)	Rion Brown at Maryland (2nd).....	1/29/14
1.000 (9-9)	Durand Scott vs. Ole Miss (2nd).....	11/30/10

REBOUNDS

15	Anthony King vs. VCU (2nd).....	11/16/07
12	Reggie Johnson vs. Florida Atlantic (2nd).....	3/16/11
12	Dwayne Collins vs. Virginia (2nd).....	2/21/07
11	Ebuka Izundu vs. Stephen F. Austin (1st).....	11/13/18
11	Tonye Jekiri at Boston College (2nd).....	1/20/16
11	Tonye Jekiri vs. Clemson (2nd).....	2/28/15
11	Tonye Jekiri at Charlotte (1st).....	11/25/14

ASSISTS

8	Angel Rodriguez vs. Duke (2nd).....	1/25/16
8	Angel Rodriguez vs. Akron (2nd).....	11/21/14
8	Anthony Harris vs. Alcorn State (1st).....	11/14/06
8	Anthony Harris vs. Florida Atlantic (2nd).....	11/29/04
7	Charlie Moore vs. Stetson (1st).....	12/20/21
7	Bruce Brown Jr. vs. South Carolina State (1st) ..	12/6/16
7	Malcolm Grant vs. McNeese State (1st).....	11/24/10
7	Durand Scott vs. Nova Southeastern (1st).....	11/16/09
7	Anthony Harris at Wake Forest (1st).....	1/29/05

STEALS

5	Jordan Miller at Virginia (1st).....	2/5/22
5	Charlie Moore at Duke (1st).....	1/8/22
5	Earl Timberlake vs. North Carolina (2nd).....	1/5/21
4	17 times, last Jordan Miller vs. Syracuse (1st).....	1/5/22

BLOCKED SHOTS

8	Anthony King vs. Florida Atlantic (1st).....	11/29/04
5	Tonye Jekiri vs. Northeastern (2nd).....	11/27/15
5	Reggie Johnson at Massachusetts (1st).....	12/1/12
5	Cyrus McGowan vs. UNC Wilmington (1st).....	11/20/09
5	Anthony King vs. Florida Atlantic (2nd).....	11/29/04

INDIVIDUAL RECORDS - GAME - ACC GAMES ONLY

POINTS

35	Jack McClinton vs. North Carolina	2/15/09
34	Jack McClinton at Duke	2/7/09
34	Jack McClinton vs. Virginia	3/1/08
32	Jack McClinton vs. Wake Forest	2/4/09
31	Jack McClinton vs. Florida State	3/3/07
31	Robert Hite at Florida State	1/29/06

FIELD GOALS MADE

13	Jack McClinton vs. North Carolina	2/15/09
12	Isaiah Wong vs. Louisville	1/16/21
12	Jack McClinton at Duke	2/7/09
12	Dwayne Collins vs. Duke	2/20/08
11	11 times, last by Isaiah Wong vs. Wake Forest	1/1/22

FIELD-GOAL ATTEMPTS

26	Jack McClinton at Boston College	1/15/08
25	Jack McClinton vs. North Carolina	2/15/09
23	Chris Lykes at North Carolina	2/9/19
23	Guillermo Diaz vs. Duke	1/19/05
22	DJ Vasiljevic vs. NC State	2/5/20
22	Angel Rodriguez vs Virginia	1/3/15
22	Jack McClinton vs. Florida State	3/3/07

FG PCT, MIN. 8 MADE

1.000 (8-8)	Ebuka Izundu at Virginia Tech	3/8/19
.900 (9-10)	Reggie Johnson at Duke	1/2/11
.889 (8-9)	Ebuka Izundu vs. Georgia Tech	2/23/19
.857 (12-14)	Dwayne Collins vs. Duke	2/20/08
.818 (9-11)	Kenny Kadji vs. Duke	1/23/13
.818 (9-11)	Rion Brown at Georgia Tech	1/5/13
.800 (8-10)	Jordan Miller at Boston College	3/2/22
.800 (8-10)	Elijah Olaniyi vs. Duke	2/1/21
.800 (8-10)	Reggie Johnson at Wake Forest	2/9/11

3-POINT FG MADE

7	Davon Reed at NC State	2/4/17
7	Jack McClinton vs. North Carolina	2/15/09
7	Jack McClinton vs. Virginia	3/1/08
7	Robert Hite vs. Wake Forest	1/31/06
6	Charlie Moore vs. Syracuse	1/5/22
6	Chris Lykes vs. Florida State	1/18/20
6	Chris Lykes at Wake Forest	2/26/19
6	DJ Vasiljevic at Florida State	1/27/18
6	DJ Vasiljevic at Syracuse	1/4/17
6	Rion Brown vs. Maryland	3/2/11
6	Adrian Thomas vs. Virginia	2/5/11
6	Jack McClinton vs. Wake Forest	2/4/09
6	Jack McClinton at Georgia Tech	2/17/08
6	Jack McClinton at Wake Forest	2/17/07
6	Robert Hite at Florida State	1/29/06

3-POINT FG ATTEMPTS

14	DJ Vasiljevic vs. NC State	2/5/20
14	Jack McClinton at Georgia Tech	2/17/08
13	DJ Vasiljevic vs. Syracuse	3/7/20
13	Jack McClinton at Wake Forest	2/17/07



Jack McClinton

12	Isaiah Wong at Syracuse	1/19/21
12	DJ Vasiljevic at Syracuse	1/4/17
12	Rion Brown at Virginia Tech	2/15/14
12	Malcolm Grant vs. Maryland	2/1/12
12	Adrian Thomas vs. Virginia	2/5/11
12	Jack McClinton vs. North Carolina	2/15/09
12	Jack McClinton vs. Virginia Tech	1/25/09
12	Jack McClinton vs. Virginia	3/1/08

3-PT FG PCT, MIN. 5 MADE

1.000 (5-5)	James Palmer at Virginia Tech	3/7/15
1.000 (5-5)	Malcolm Grant at NC State	1/23/11
.857 (6-7)	Rion Brown vs. Maryland	3/2/11
.833 (5-6)	Manu Lecomte at Va Tech	3/7/15
.833 (5-6)	Davon Reed vs Louisville	2/3/15
.833 (5-6)	Jack McClinton at Duke	2/7/09

FREE THROWS MADE

16	Jack McClinton vs. NC State	3/7/09
14	Isaiah Wong at Virginia Tech	2/19/20
14	Chris Lykes vs. Wake Forest	1/12/19
12	Sheldon McClellan vs. Syracuse	1/2/16
12	Bruce Brown Jr. vs. Florida State	1/7/18
12	Rion Brown at Maryland	1/29/14
12	Durand Scott at Clemson	1/8/11
12	Robert Hite at North Carolina	1/14/06

FREE-THROW ATTEMPTS

16	Jack McClinton vs. NC State	3/7/09
16	Robert Hite at North Carolina	1/14/06
14	Isaiah Wong at Virginia Tech	2/19/20
14	Chris Lykes vs. Wake Forest	1/12/19
14	Bruce Brown Jr. vs. Florida State	1/7/18
14	Sheldon McClellan vs. Syracuse	1/2/16
14	Dwayne Collins vs. Duke	2/17/10
14	Dwayne Collins at Boston College	1/10/09

INDIVIDUAL RECORDS - GAME - ACC GAMES ONLY

FT PCT, MIN. 10 MADE

1.000 (16-16)	Jack McClinton vs. NC State.....	3/7/09
1.000 (14-14)	Isaiah Wong at Virginia Tech.....	2/19/20
1.000 (14-14)	Chris Lykes vs. Wake Forest.....	1/12/19
1.000 (10-10)	Lance Hurdle vs. Boston Coll.....	3/5/08
1.000 (10-10)	Jack McClinton vs. Ga Tech.....	12/3/06
1.000 (10-10)	Guillermo Diaz at Virginia	1/12/05

REBOUNDS

18	Keith Stone at Virginia Tech	2/19/20
17	Tonye Jekiri at Boston College	1/20/16
17	Tonye Jekiri vs. Clemson.....	2/8/15
16	Reggie Johnson vs. Maryland	3/2/11
15	Kamari Murphy at Duke.....	1/21/17
15	Tonye Jekiri at Louisville.....	2/21/15
15	Tonye Jekiri vs Virginia Tech	2/18/15
15	Tonye Jekiri at Boston College	2/16/15
15	Tonye Jekiri at Syracuse.....	1/24/15
15	Tonye Jekiri vs Boston College.....	1/10/15
15	Brian Asbury at Georgia Tech.....	3/4/09
15	Dwayne Collins at Georgia Tech	3/4/09
15	Jimmy Graham vs. North Carolina	2/15/09

ASSISTS

11	Angel Rodriguez vs. Duke.....	1/25/16
9	Charlie Moore vs. Virginia Tech.....	2/26/22
9	Chris Lykes at Virginia Tech	3/8/19
9	Anthony Lawrence II vs. Georgia Tech.....	2/24/19
9	Bruce Brown Jr. at NC State.....	1/21/18
9	Shane Larkin vs. North Carolina	2/9/13
9	Guillermo Diaz vs. Maryland	1/7/06
9	Anthony Harris at Wake Forest	1/29/05
8	six times, last by Angel Rodriguez vs. Pittsburgh.....	2/9/16

STEALS

7	Jordan Miller at Virginia.....	2/5/22
7	Charlie Moore at Duke.....	1/8/22
6	Jordan Miller vs. Syracuse	1/5/22
6	Angel Rodriguez vs. Syracuse	1/2/16
6	Shane Larkin at North Carolina	1/10/12
5	Charlie Moore at Virginia Tech	1/26/22
5	Earl Timberlake vs. North Carolina.....	1/5/21
5	Anthony Lawrence II vs. Duke.....	1/15/18
5	Angel Rodriguez vs. Wake Forest	1/23/16
5	Davon Reed at Wake Forest	2/11/15
5	Angel Rodriguez at Duke.....	1/13/15
5	Shane Larkin at NC State.....	2/2/13
5	Adrian Thomas vs. Florida State	1/21/09
5	Anthony Harris vs. Florida State	3/3/07
5	Keaton Copeland vs. Duke	1/14/07



Tonye Jekiri



Angel Rodriguez

BLOCKED SHOTS

6	Anthony King vs. Florida State	1/15/05
5	Tonye Jekiri vs. Clemson.....	2/8/15
5	Kenny Kadji vs. Florida State	2/26/12
5	Reggie Johnson at NC State.....	1/23/11
5	Jimmy Graham vs. North Carolina	2/15/09
5	Anthony King vs. Maryland	2/23/08
5	Jimmy Graham vs. Clemson	1/27/08
5	Dwayne Collins vs. Georgia Tech.....	1/12/08
5	Anthony King vs. Maryland	2/5/05

TURNOVERS

10	Durand Scott vs. Georgia Tech.....	2/3/11
7	Ja'Quan Newton at Pittsburgh.....	1/14/17
7	Harlond Beverly vs. Pittsburgh	12/16/20
6	17 times, last Harlond Beverly at Syracuse.....	1/19/21

FRESHMAN RECORDS - GAME (SINCE 2004-05)

POINTS

30	Bruce Brown Jr. vs. North Carolina	1/28/17
29	Durand Scott at North Carolina	3/2/10
27	Isaiah Wong at Virginia Tech	2/19/20
25	Lonnie Walker IV vs. Louisville	1/24/18
25	Bruce Brown vs. Duke	2/25/17

FIELD GOALS MADE

11	Bruce Brown Jr. vs. Duke	2/25/17
	Durand Scott at North Carolina	3/2/10
10	Durand Scott vs. Duke	3/13/10
	Dwayne Collins at Boston College	1/16/07
9	Bruce Brown Jr. vs. North Carolina	3/9/17
	Durand Scott vs. Duke	2/17/10
	Durand Scott vs. Minnesota	12/2/09

FIELD-GOAL ATTEMPTS

18	Lonnie Walker IV vs. Louisville	1/24/18
	Bruce Brown Jr. vs. Duke	2/25/17
	Denis Clemente at Temple	11/27/05
	Dwayne Collins at Boston College	1/16/07
17	Lonnie Walker IV vs. Duke	1/15/18
	Durand Scott vs. Minnesota	12/2/09

FIELD GOAL PCT, MIN, 7 MADE

1.000 (8-8)	Reggie Johnson vs. Wake Forest	3/11/10
.733 (11-15)	Durand Scott at UNC	3/2/10
.727 (8-11)	Bruce Brown Jr. vs. North Carolina	1/28/17
	Manu Lecomte at Maryland	1/29/14
.700 (7-10)	Davon Reed vs. UCF	11/21/13
	Dwayne Collins vs. Miss. St.	12/11/06

3-POINT FIELD GOALS MADE

6	DJ Vasiljevic at Syracuse	1/4/17
	Rion Brown vs. Maryland	3/2/11
5	DJ Vasiljevic vs. South Carolina State	12/6/16
	James Palmer at Virginia Tech	3/7/15
	Davon Reed vs. Arizona State	12/11/13

3-POINT FG ATTEMPTS

12	DJ Vasiljevic at Syracuse	1/4/17
	Denis Clemente at Temple	11/27/05
11	DJ Vasiljevic vs. South Carolina State	12/6/16
10	Chris Lykes vs. Syracuse	2/17/18
	Deandre Burnett vs. Illinois	12/2/14

3-PT FG PCT, MIN, 4 MADE

1.000 (5-5)	James Palmer at Virginia Tech	3/7/15
1.000 (4-4)	Anthony Lawrence II vs. Notre Dame	2/3/16
1.000 (4-4)	Shane Larkin at Purdue	11/29/11
.857 (6-7)	Rion Brown vs. Maryland	3/2/11
.667 (4-6)	Matt Cross vs. Louisville	1/16/21
	Matt Cross at Virginia Tech	12/29/20
	Bruce Brown vs. North Carolina	1/28/17
	Rion Brown vs. McNeese State	11/24/10

FREE THROWS MADE

14	Isaiah Wong at Virginia Tech	2/19/20
10	Bruce Brown Jr. vs. North Carolina	1/28/17
9	Bruce Brown Jr. at Virginia	2/20/17
	Bruce Brown Jr. vs. Florida State	2/1/17
8	Reggie Johnson vs. Duke	3/13/10
	Reggie Johnson vs. Georgia Tech	2/10/10
	Shane Larkin vs. Florida State	2/26/12

FREE-THROW ATTEMPTS

14	Isaiah Wong at Virginia Tech	2/19/20
13	Bruce Brown Jr. vs. North Carolina	1/28/17
11	Bruce Brown Jr. vs. Florida State	2/1/17
10	Bruce Brown Jr. at Virginia	2/20/17
	Reggie Johnson vs. Duke	3/13/10
	Reggie Johnson vs. Georgia Tech	2/10/10
	Reggie Johnson vs. Virginia Tech	1/31/10
	Julian Gamble vs. North Florida	12/31/08

FT PCT, MIN, 8 MADE

1.000 (14-14)	Isaiah Wong at Virginia Tech	2/19/20
.900 (9-10)	Bruce Brown Jr. at Virginia	2/20/17
.818 (9-11)	Bruce Brown Jr. vs. Florida State	2/1/17
.800 (8-10)	Reggie Johnson vs. Duke	3/13/10
.800 (8-10)	Reggie Johnson vs. Ga. Tech	2/10/10

REBOUNDS

14	Dwayne Collins vs. Virginia	2/21/07
13	Dwayne Collins vs. Boston College	2/7/07
	Dwayne Collins at Boston College	1/16/07
	Julian Gamble vs. North Florida	12/31/08
12	Bruce Brown Jr. vs. George Washington	12/22/16
	Dwayne Collins vs. Maryland	3/8/07
	Dwayne Collins at Maryland	1/10/07
	Dwayne Collins vs. FIU	11/11/06
	Reggie Johnson vs. Virginia Tech	3/12/10

ASSISTS

10	Bruce Brown Jr. vs. South Carolina State	12/6/16
	Durand Scott vs. NC Central	11/14/09
8	Durand Scott vs. Bethune-Cookman	12/30/09
	Durand Scott vs. Nova Southeastern	11/16/09
	Eddie Rios vs. Virginia	3/1/08
	Eddie Rios vs. Marist	11/15/07

STEALS

6	Shane Larkin at North Carolina	1/10/12
	Shane Larkin at Ole Miss	11/25/11
5	Earl Timberlake vs. North Carolina	1/5/21
4	Lonnie Walker IV vs. Duke	1/15/18
	Shane Larkin vs. UNCG	1/2/12
	Durand Scott vs. Minnesota	12/2/09
	Eddie Rios vs. Florida Southern	11/9/07
	Eddie Rios vs. Florida Southern	11/9/07
	Jimmy Graham vs. Wofford	12/10/05
	Eddie Rios vs. Florida Southern	11/9/07

BLOCKED SHOTS

5	Dwayne Collins vs. Mississippi St.	12/11/06
4	Reggie Johnson vs. Florida State	3/6/10
	DeQuan Jones vs. FIU	12/12/08
	Raphael Akpejori vs. McNeese St.	11/24/10
3	Dewan Huell vs. Virginia Tech	2/8/17
	Bruce Brown Jr. vs. Notre Dame	1/12/17
	Bruce Brown Jr. vs. Penn	11/19/16
	Omar Sherman vs. NC State	1/22/15
	Reggie Johnson vs. Virginia Tech	3/12/10
	Reggie Johnson vs. FAU	12/19/09
	Julian Gamble vs. NC Central	1/3/09
	Julian Gamble vs. North Florida	12/31/08
	Julian Gamble at Kentucky	12/6/08

TURNOVERS

7	Durand Scott vs. South Carolina	11/22/09
6	Isaiah Wong at Florida State	2/8/20
	Denis Clemente vs. UT-Arlington	11/13/05
	Manu Lecomte vs. Duke	1/22/14
5	Earl Timberlake vs. Clemson	1/2/21
	Earl Timberlake vs. North Carolina	1/5/21
	Isaiah Wong at Virginia Tech	2/19/20
	Chris Lykes at North Carolina	2/27/18
	Bruce Brown vs. Rutgers	11/30/17
	Shane Larkin at North Carolina	1/10/12
	Eddie Rios at FIU	12/08/07

MINUTES

44	Bruce Brown Jr. at Virginia	2/20/17
42	Isaiah Wong at Virginia Tech	2/19/20
41	Lonnie Walker IV at Florida State	1/27/18
41	Shane Larkin vs. Maryland	2/1/12
40	Harlond Beverly vs. NC State	2/5/20
40	Omar Sherman vs. Virginia	1/3/15

INDIVIDUAL RECORDS - SEASON

POINTS SCORED, SEASON (GAMES PLAYED)

1. Rick Barry, 1964-65 (26)	973**
2. Rick Barry, 1963-64 (27)	870
3. Eric Brown, 1988-89 (31)	765
4. Don Curnutt, 1969-70 (25)	709
5. Don Curnutt, 1968-69 (24)	662
6. Kameron McGusty, 2021-22 (37)	658
7. Don Curnutt, 1967-68 (28)	635
8. Jack McClinton, 2008-09 (32)	617
9. Dick Hickox, 1959-60 (27)	596
10. Guillermo Diaz, 2005-06 (34)	586

** T-No. 24 in NCAA history

SCORING AVERAGE, SEASON (GP)

1. Rick Barry, 1964-65 (26)	37.4**
2. Rick Barry, 1963-64 (27)	32.1^^
3. Don Curnutt, 1969-70 (25)	28.4
4. Don Curnutt, 1968-69 (24)	27.6++
5. Eric Brown, 1988-89 (31)	24.7
6. Don Curnutt, 1967-68 (28)	22.7
7. Mike Wittman, 1966-67 (26)	22.3
8. Dick Hickox, 1959-60 (27)	22.1
9. Mike Wittman, 1965-66 (26)	21.8
10. Sy Chadroff, 1951-52 (22)	20.9

** No. 12 in NCAA history and first nationally that season

^^ Fifth nationally that season

++ Seventh nationally that season

FIELD GOALS MADE, SEASON (GP)

1. Rick Barry, 1964-65 (26)	340
2. Rick Barry, 1963-64 (27)	314
3. Don Curnutt, 1969-70 (25)	283
4. Don Curnutt, 1967-68 (28)	268
5. Don Curnutt, 1968-69 (24)	262
6. Eric Brown, 1988-89 (31)	255
7. Mike McCoy, 1962-63 (28)	237
8. Kameron McGusty, 2021-22 (37)	235
9. Mike Wittman, 1966-67 (26)	219
Dick Hickox, 1959-60 (27)	219

FIELD GOALS ATTEMPTS, SEASON (GP)

1. Rick Barry, 1964-65 (26)	651
2. Don Curnutt, 1969-70 (25)	644
3. Don Curnutt, 1968-69 (24)	613
4. Rick Barry, 1963-64 (27)	572
5. Don Curnutt, 1967-68 (28)	559
6. Mike McCoy, 1962-63 (28)	530
7. Johnny Hemsley, 1999-2000 (30)	488
8. Dick Miani, 1955-56 (26)	488
9. Mike McCoy, 1961-62 (26)	485
10. John Dampier, 1963-64 (27)	483

FIELD-GOAL PCT., SEASON, MIN. 200 ATT

1. Ebuka Izundu, 2018-19 (147-225)	653
2. Mario Bland, 1997-98 (122-200)	610
3. Reggie Johnson, 2010-11 (165-279)	591
4. Mario Bland, 1998-99 (125-212)	590
5. Eric Brown, 1988-89 (255-437)	584
6. Elton Tyler, 2001-02 (149-257)	580
7. Eric Brown, 1987-88 (193-333)	580
8. Jordan Miller, 2021-22 (147-262)	561
9. Rusty Parker, 1965-66 (140-254)	551
10. Dwayne Collins, 2007-08 (120-218)	550

3-POINT FIELD GOALS MADE, SEASON (GP)

1. Jack McClinton, 2008-09 (32)	101
2. Malcolm Grant, 2010-11 (36)	94
Jack McClinton, 2007-08 (32)	94
4. Adrian Thomas, 2010-11 (36)	93
5. Jack McClinton, 2006-07 (31)	91
6. Robert Hite, 2005-06 (34)	85
7. DJ Vasiljevic, 2018-19 (32)	81
8. Davon Reed, 2016-17 (33)	79
Marcus Barnes, 2001-02 (32)	79
Steven Edwards, 1992-93 (27)	79

3-POINT FG ATTEMPTS, SEASON (GP)

1. Adrian Thomas, 2010-11 (36)	239
2. Marcus Barnes, 2001-02 (32)	229
3. Jack McClinton, 2008-09 (32)	223
4. Malcolm Grant, 2010-11 (36)	222
5. DJ Vasiljevic, 2018-19 (32)	221
6. Jack McClinton, 2007-08 (32)	220
7. Guillermo Diaz, 2005-06 (34)	214
8. DJ Vasiljevic, 2019-20 (31)	211
9. Darius Rice, 2001-02 (32)	208
10. Jack McClinton, 2006-07 (31)	207
Robert Hite, 2005-06 (34)	207
Steven Edwards, 1992-93 (27)	207

3-POINT FG PCT, SEASON, MIN. 30 MADE

1. James Jones, 2000-01 (41-87)	471
2. Samarr Logan, 1989-90 (40-86)	465
3. Guillermo Diaz, 2003-04 (34-76)	461
4. Davon Reed, 2014-15 (37-81)	457
5. Manu Lecomte, 2014-15 (52-114)	456
6. Jack McClinton, 2008-09 (101-223)	453
7. Ivan Cruz Uceda, 2015-16 (39-87)	448
8. Jack McClinton, 2006-07 (91-207)	440
9. Anthony Lawrence II, 2017-18 (38-88)	432
10. Jack McClinton, 2007-08 (94-220)	427

NOTE: 3-point FGs were adopted in 1986-87

FREE THROWS MADE, SEASON (GP)

1. Rick Barry, 1964-65 (26)	293**
2. Eric Brown, 1988-89 (31)	246
3. Rick Barry, 1963-64 (27)	242

INDIVIDUAL RECORDS - SEASON

4. Eric Brown, 1987-88 (30)	161
5. Sheldon McClellan, 2015-16 (35)	160
6. Ron Godfrey, 1959-60 (27)	159
7. Dick Hickox, 1959-60 (27)	158
8. Mike Wittman, 1965-66 (26)	151
9. Mike Wittman, 1966-67 (26)	147
10. Gene Stage, 1956-57 (26)	145

** Ninth in NCAA history

FREE-THROWS ATTEMPTS, SEASON (GP)

1. Rick Barry, 1964-65 (26)	341**
2. Eric Brown, 1988-89 (31)	310
3. Rick Barry, 1963-64 (27)	287
4. Eric Brown, 1987-88 (30)	229
5. Willie Allen, 1970-71 (25)	227
6. Ron Godfrey, 1959-60 (27)	207
7. Mike Wittman, 1965-66 (26)	206
8. Dick Hickox, 1959-60 (27)	198
9. Joe Wylie, 1990-91 (28)	194
10. Dwayne Collins, 2008-09 (32)	192

** No. 23 in NCAA history

FREE-THROW PERCENTAGE, SEASON, MIN. 50 ATT.

1. Jack McClinton, 2007-08 (114-124)	919
2. James Dews, 2007-08 (49-54)	907
3. Jack McClinton, 2006-07 (102-114)	895
4. Jack McClinton, 2008-09 (116-131)	885
5. Manu Lecomte, 2014-15 (64-73)	877
Dod Hammond, 1959-60 (64-73)	877
7. Rick Jones, 1965-66 (134-153)	876
8. Robert Hite, 2004-05 (71-82)	866
9. Lance Hurdle, 2007-08 (96-111)	865
10. Robert Hite, 2003-04 (68-79)	861
Don Curnutt, 1969-70 (143-166)	861

NOTE: Sy Chadroff led the NCAA in 1951-52 with an 80.5 (99-123) free-throw percentage

REBOUNDS, SEASON (GP)

1. Rick Barry, 1964-65 (26)	475
2. Rick Barry, 1963-64 (27)	448
3. Harry Manushaw, 1958-59 (25)	372
4. Tonye Jekiri, 2014-15 (37)	366
5. Rick Barry, 1962-63 (24)	351
6. Mike McCoy, 1962-63 (28)	350
7. Reggie Johnson, 2010-11 (36)	347
8. Mike McCoy, 1961-62 (26)	336
9. Bill Soens, 1966-67 (26)	330
10. Wayne Canaday, 1969-70 (26)	327

ASSISTS, SEASON* (GP)

1. Vernon Jennings, 1999-2000 (32)	218
2. John Salmons, 2001-02 (32)	195

3. Charlie Moore, 2021-22 (37)	172
4. Vernon Jennings, 1998-99 (30)	167
5. Shane Larkin, 2012-13 (36)	164
6. Angel Rodriguez, 2015-16 (35)	158
7. Michael Gardner, 1992-93 (27)	154
8. Kevin Norris, 1996-97 (29)	142
9. Thomas Hocker, 1989-90 (27)	139
10. Kevin Norris, 1997-98 (28)	138

STEALS, SEASON* (GP)

1. Jerome Scott, 1991-92 (32)	77
2. Charlie Moore, 2021-22 (37)	75
Vernon Jennings, 1999-2000 (32)	75
4. Shane Larkin, 2012-13 (36)	71
5. Jerome Scott, 1990-91 (28)	70
6. Kameron McGusty, 2021-22 (37)	67
7. Jordan Miller, 2021-22 (36)	63
8. Robert Hite, 2003-04 (30)	61
9. Vernon Jennings, 1998-99 (30)	60
10. Angel Rodriguez, 2014-15 (32)	59

BLOCKED SHOTS, SEASON* (GP)

1. Anthony King, 2004-05 (29)	86
2. Constantin Popa, 1992-93 (27)	85
3. Tito Horford, 1987-88 (30)	80
4. James Jones, 2001-02 (32)	78
5. Anthony King, 2005-06 (34)	65
Tim James, 1998-99 (30)	65
7. Tim James, 1996-97 (29)	64
Constantin Popa, 1991-92 (32)	64
9. Julian Gamble, 2012-13 (36)	63
10. Constantin Popa, 1993-94 (27)	59

PERSONAL FOULS, SEASON (GP)

1. Reggie Johnson, 2010-11 (36)	116
2. Hammie Ward, 1991-92 (32)	115
3. Tonye Jekiri, 2014-15 (37)	114
4. Tonye Jekiri, 2015-16 (35)	107
5. Constantin Popa, 1992-93 (27)	103
6. Constantin Popa, 1991-92 (32)	101
Kevin O'Riordan, 1970-71 (26)	101
8. Charlie Moore, 2021-22 (37)	100
Ebuka Izundu, 2018-19 (32)	100
Mike Hutslar, 1969-70 (23)	100
Ron Godfrey, 1960-61 (27)	100

* Statistic not kept until the 1985-86 season

DISQUALIFICATIONS, SEASON (GP)

1. Bill Soens, 1967-68 (28)	9
Bill Soens, 1966-67 (26)	9
Ron Godfrey, 1960-61 (27)	9
4. Hammie Ward, 1990-91 (28)	8
Tim Harvey, 1985-86 (27)	8
Mike Hutslar, 1969-70 (23)	8
Mike Hutslar, 1968-69 (24)	8



INDIVIDUAL RECORDS - SEASON

Rusty Parker, 1965-66 (26)	8
Ed Morris, 1956-57 (26)	8
Ed Morris, 1955-56 (26)	8

GAMES STARTED, SEASON (GP)


1. Sheldon McClellan, 2014-15 (38)	38
2. Kameron McGusty, 2021-22 (37)	37
Charlie Moore, 2021-22 (37)	37
Tonye Jekiri, 2014-15 (37)	37
5. Isaiah Wong, 2021-22 (37)	36
Kenny Kadji, 2012-13 (36)	36
Malcolm Grant, 2010-11 (36)	36
8. Davon Reed, 2015-16 (35)	35
Angel Rodriguez, 2015-16 (35)	35
Tonye Jekiri, 2015-16 (35)	35
Shane Larkin, 2012-13 (36)	35
Durand Scott, 2010-11 (36)	35

MINUTES PLAYED, SEASON (GP)

1. Shane Larkin, 2012-13 (36)	1,311
2. Sheldon McClellan, 2014-15 (38)	1,278
3. Kameron McGusty, 2021-22 (37)	1,260
4. Isaiah Wong, 2021-22 (37)	1,252
5. Charlie Moore, 2021-22 (37)	1,202
6. Guillermo Diaz, 2005-06 (34)	1,196
7. Durand Scott, 2010-11 (36)	1,182
8. Rion Brown, 2013-14 (33)	1,166
9. Davon Reed, 2016-17 (33)	1,165
Malcolm Grant, 2010-11 (36)	1,165



Sheldon McClellan



Eric Brown

20-POINT GAMES, SEASON (GP)

1. Eric Brown, 1988-89 (31)	24
Rick Barry, 1964-65 (26)	24
Rick Barry, 1963-64 (27)	24
4. Don Curnutt, 1969-70 (25)	21
Don Curnutt, 1968-69 (24)	21
6. Don Curnutt, 1967-68 (28)	19
7. Mike Wittman, 1966-67 (27)	17
Dick Hickox, 1959-60 (27)	17
9. Jack McClinton, 2008-09 (32)	16
10. Joe Wylie, 1990-91 (28)	15

30-POINT GAMES, SEASON (GP)

1. Rick Barry, 1963-64 (27)	19
2. Rick Barry, 1964-65 (26)	18
3. Don Curnutt, 1968-69 (24)	11
4. Don Curnutt, 1969-70 (25)	10
5. Eric Brown, 1988-89 (31)	9
6. Rusty Parker, 1967-68 (28)	5
7. Don Curnutt, 1967-68 (28)	4
Mike Wittman, 1966-67 (26)	4
John Dampier, 1963-64 (27)	4
Dick Hickox, 1959-60 (27)	4



Shane Larkin

RECORDS

INDIVIDUAL RECORDS - SEASON - ACC GAMES ONLY

SCORING

##	Player (Season)	G	Pts	Avg
1.	Jack McClinton (2008-09)	16	348	21.8
2.	Kameron McGusty (2021-22)	20	335	16.8
4.	Guillermo Diaz (2004-05)	16	331	20.7
4.	Isaiah Wong (2020-21)	19	317	16.7
5.	Isaiah Wong (2021-22)	20	306	15.3
6.	Jack McClinton (2007-08)	16	300	18.8
7.	Guillermo Diaz (2005-06)	16	298	18.6
8.	Rion Brown (2013-14)	18	290	16.1
9.	Davon Reed (2016-17)	18	288	16.0
10.	Chris Lykes (2018-19)	18	286	15.9

REBOUNDING

##	Player (Season)	G	Reb	Avg
1.	Tonye Jekiri (2014-15)	18	196	10.9
2.	Reggie Johnson (2010-11)	16	159	9.9
3.	Tonye Jekiri (2015-16)	18	153	8.5
4.	Ebuka Izundu (2018-19)	18	148	8.2
5.	Kamari Murphy (2016-17)	18	132	7.3
6.	Anthony Lawrence II (2017-18)	18	126	7.0
7.	Dewan Huell (2017-18)	18	124	6.9
8.	Kenny Kadji (2012-13)	18	122	6.8
9.	Dwayne Collins (2006-07)	16	117	7.3
10.	Jordan Miller (2021-22)	20	111	5.8

FIELD-GOAL PCT, MIN. 100 ATT.

##	Player (Season)	G	FGM-A	Pct
1.	Ebuka Izundu (2018-19)	18	80-127	.630
2.	Jordan Miller (2021-22)	20	95-157	.605
3.	Dwayne Collins (2009-10)	15	61-103	.592
4.	Reggie Johnson (2010-11)	16	78-132	.591
5.	Dwayne Collins (2007-08)	16	65-114	.570
6.	Rodney Miller Jr. (2019-20)	19	62-109	.569
7.	Davon Reed (2014-15)	18	57-104	.548
8.	Sam Waardenburg (2021-22)	18	62-115	.539
9.	Kenny Kadji (2012-13)	18	96-183	.525
10.	Dewan Huell (2017-18)	18	72-138	.522

FIELD GOALS MADE

##	Player (Season)	FGM
1.	Kameron McGusty (2021-22)	118
2.	Jack McClinton (2008-09)	113
	Guillermo Diaz (2004-05)	113
4.	Isaiah Wong (2021-22)	109
5.	Isaiah Wong (2020-21)	104
6.	Charlie Moore (2021-22)	100
	Rion Brown (2013-14)	100
	Guillermo Diaz (2005-06)	100
9.	Robert Hite (2005-06)	97
10.	Kenny Kadji (2012-13)	96
	Jack McClinton (2007-08)	96

FREE-THROW PCT, MIN. 40 MADE

##	Player (Season)	G	FTM-A	Pct
1.	Jack McClinton (2007-08)	16	57-62	.919
2.	Jack McClinton (2006-07)	16	44-49	.898

3.	Jack McClinton (2008-09)	16	69-77	.896
4.	Robert Hite (2004-05)	16	43-50	.860
5.	Davon Reed (2016-17)	18	54-63	.857
	Lance Hurdle (2007-08)	16	54-63	.857
7.	Durand Scott (2010-11)	16	54-64	.844
8.	Chris Lykes (2019-20)	15	43-51	.843
9.	DJ Vasiljevic (2019-20)	20	41-49	.837
10.	Sheldon McClellan (2014-15)	18	56-67	.836

FREE THROWS MADE

##	Player (Season)	FTM
1.	Sheldon McClellan (2015-16)	86
2.	Isaiah Wong (2020-21)	69
	Jack McClinton (2008-09)	69
4.	Guillermo Diaz (2004-05)	66
5.	Kameron McGusty (2021-22)	65
6.	Chris Lykes (2018-19)	63
7.	Angel Rodriguez (2014-15)	62
8.	Guillermo Diaz (2005-06)	60
9.	Isaiah Wong (2021-22)	58
10.	Jack McClinton (2007-08)	57

FREE-THROW ATTEMPTS

##	Player (Season)	FTA
1.	Sheldon McClellan (2015-16)	103
2.	Guillermo Diaz (2004-05)	95
3.	Isaiah Wong (2020-21)	84
4.	Angel Rodriguez (2014-15)	81
5.	Garrison Adams (2013-14)	80
6.	Kameron McGusty (2021-22)	78
	Chris Lykes (2018-19)	78
8.	Isaiah Wong (2021-22)	77
	Jack McClinton (2008-09)	77
	Dwayne Collins (2008-09)	77

3-POINT FG PCT, MIN. 35 ATT

##	Player (Season)	G	3FGM-A	Pct
1.	Davon Reed (2014-15)	18	29-55	.527
2.	Manu Lecomte (2014-15)	18	23-44	.523
3.	Sam Waardenburg (2021-22)	18	26-57	.456
4.	Jack McClinton (2008-09)	16	53-117	.445
5.	Kenny Kadji (2012-13)	18	32-73	.438
6.	Kenny Kadji (2011-12)	15	20-46	.435
7.	Robert Hite (2005-06)	16	47-111	.423
8.	Malcolm Grant (2010-11)	16	43-103	.417
9.	Anthony Lawrence II (2017-18)	18	23-56	.411
10.	Lance Hurdle (2007-08)	16	16-39	.410

3-POINT FIELD GOALS MADE

##	Player (Season)	3FGM
1.	Jack McClinton (2008-09)	53
2.	Jack McClinton (2007-08)	51
3.	Robert Hite (2005-06)	47
4.	Davon Reed (2016-17)	46
	Jack McClinton (2006-07)	46
6.	Malcolm Grant (2010-11)	43
7.	DJ Vasiljevic (2019-20)	41



INDIVIDUAL RECORDS - SEASON - ACC GAMES ONLY

Adrian Thomas (2010-11)	41
9. Isaiah Wong (2020-21)	40
Rion Brown (2013-14)	40

3-PT FIELD GOALS ATTEMPTED

## Player (Season)	3FGA
1. DJ Vasiljevic (2019-20)	142
2. Jack McClinton (2007-08)	125
3. DJ Vasiljevic (2018-19)	123
4. Chris Lykes (2018-19)	123
Jack McClinton (2008-09)	117
6. Rion Brown (2013-14)	116
7. Jack McClinton (2006-07)	115
8. Davon Reed (2016-17)	114
9. Robert Hite (2005-06)	111
10. Guillermo Diaz (2005-06)	109

ASSISTS

## Player (Season)	Ast	Avg
1. Charlie Moore (2021-22)	98	4.9
2. Shane Larkin (2012-13)	87	4.8
3. Angel Rodriguez (2015-16)	82	4.6
4. Anthony Harris (2004-05)	74	4.6
5. Angel Rodriguez (2014-15)	69	4.3
6. Kameron McGusty (2021-22)	61	31.2
Bruce Brown Jr. (2016-17)	61	3.4
8. Anthony Harris (2005-06)	59	3.7
9. Chris Lykes (2017-18)	56	3.1
Malcolm Grant (2009-10)	56	3.5

BLOCKED SHOTS

## Player (Season)	Blk	Avg
1. Anthony King (2004-05)	46	2.9
2. Julian Gamble (2012-13)	41	2.3
3. Kenny Kadji (2011-12)	25	1.7
4. Tonye Jekiri (2014-15)	24	1.3
5. Kenny Kadji (2012-13)	23	1.3
6. Reggie Johnson (2010-11)	22	1.4
Anthony King (2005-06)	22	1.4
8. Anthony King (2007-08)	21	1.3
Jimmy Graham (2008-09)	21	1.3
10. Sam Waardenburg (2019-20)	20	1.1
Dwayne Collins (2009-10)	20	1.3

STEALS

## Player (Season)	Stl	Avg
1. Charlie Moore (2021-22)	44	2.2
2. Kameron McGusty (2021-22)	41	2.1
3. Jordan Miller (2021-22)	37	1.9
4. Guillermo Diaz (2004-05)	34	2.1
5. Anthony Lawrence II (2017-18)	30	1.7
6. Shane Larkin (2012-13)	32	1.8
7. Durand Scott (2012-13)	28	1.6
8. Angel Rodriguez (2015-16)	27	1.5
9. Bruce Brown (2016-17)	26	1.4
10. Angel Rodriguez (2014-15)	25	1.4
Robert Hite (2004-05)	25	1.6

MINUTES PLAYED

## Player (Season)	Min	Avg
1. DJ Vasiljevic (2019-20)	693	34.7
2. Kameron McGusty (2021-22)	689	34.4
3. Isaiah Wong (2021-22)	679	33.9
4. Isaiah Wong (2020-21)	666	35.1
5. Davon Reed (2016-17)	660	36.7
6. Charlie Moore (2021-22)	654	32.7
Shane Larkin (2012-13)	654	36.3
8. Rion Brown (2013-14)	640	35.6
9. Chris Lykes (2018-19)	626	34.8
10. Jordan Miller (2021-22)	618	32.5



Kameron McGusty



Robert Hite

FRESHMAN RECORDS - SEASON (SINCE 2004-05)

SCORING

	G	Pts	Avg	3-PT FG PCT, Min. 20 made	G	3FGM-A	Pct
Bruce Brown Jr. (2016-17)	33	391	11.8	Matt Cross (2020-21)	14	20-50	.400
Lonnie Walker IV (2017-18)	32	368	11.4	Manu Lecomte (2013-14)	33	27-68	.397
Durand Scott (2009-10)	28	339	10.3	James Palmer (2014-15)	38	23-63	.365
Chris Lykes (2017-18)	32	307	9.6	Davon Reed (2013-14)	33	40-112	.357
Dwyane Collins (2006-07)	32	274	8.6	Rion Brown (2010-11)	36	32-90	.356

REBOUNDING

	G	Reb	Avg	3-PT FIELD GOALS MADE	3FGM
Dwyane Collins (2006-07)	32	207	6.5	Lonnie Walker IV (2017-18)	56
Bruce Brown Jr. (2016-17)	33	186	5.6	DJ Vasiljevic (2016-17)	51
Reggie Johnson (2009-10)	32	148	4.6	Chris Lykes (2017-18)	48
Durand Scott (2009-10)	28	131	4.0	Davon Reed (2013-14)	40
				Bruce Brown Jr. (2016-17)	33

FG PCT, Min. 60 made

	G	FGM-A	Pct	3-PT FIELD GOALS ATT.	3FGA
Dwyane Collins (2006-07)	32	106-197	.538	Lonnie Walker IV (2017-18)	162
Reggie Johnson (2009-10)	32	60-115	.522	DJ Vasiljevic (2016-17)	146
Bruce Brown Jr. (2016-17)	33	134-292	.459	Chris Lykes (2017-18)	139
Durand Scott (2009-10)	28	126-277	.455	Davon Reed (2013-14)	112
Manu Lecomte (2013-14)	33	85-200	.425	Shane Larkin (2011-12)	99

FIELD GOALS MADE

	FGM	ASSISTS	Ast	Avg
Bruce Brown Jr. (2016-17)	134	Durand Scott (2009-10)	113	3.4
Lonnie Walker IV (2017-18)	132	Bruce Brown Jr. (2016-17)	106	3.2
Durand Scott (2009-10)	126	Shane Larkin (2011-12)	81	2.5
Dwyane Collins (2006-07)	106	Manu Lecomte (2013-14)	77	2.3
Chris Lykes (2017-18)	100	Chris Lykes (2017-18)	76	2.4

FT PCT, Min. 50 made

	G	FTM-A	Pct	BLOCKED SHOTS	Blk	Avg
Shane Larkin (2011-12)	32	60-70	.857	Reggie Johnson (2009-10)	21	0.7
Isaiah Wong (2019-20)	31	63-76	.829	Omar Sherman (2014-15)	20	0.5
Reggie Johnson (2009-10)	32	84-107	.785	Bruce Brown Jr. (2016-17)	18	1.0
Manu Lecomte (2013-14)	33	56-72	.778	Dwyane Collins (2006-07)	18	0.6
Bruce Brown Jr. (2016-17)	33	90-121	.744	Lonnie Walker IV (2017-18)	15	0.5

FREE THROWS MADE

	FTM	STEALS	Stl	Avg
Bruce Brown Jr. (2016-17)	90	Shane Larkin (2011-12)	50	1.6
Reggie Johnson (2009-10)	84	Bruce Brown Jr. (2016-17)	49	2.7
Durand Scott (2009-10)	71	Durand Scott (2009-10)	41	1.2
Isaiah Wong (2019-20)	63	Lonnie Walker IV (2017-18)	30	0.9
Dwyane Collins (2006-07)	62	Chris Lykes (2017-18)	25	0.8

FREE THROWS ATT.

	FTA	MINUTES PLAYED	G	Min	Avg
Bruce Brown Jr. (2016-17)	121	Bruce Brown Jr. (2016-17)	33	1,053	31.9
Reggie Johnson (2009-10)	107	Manu Lecomte (2013-14)	33	924	28.0
Dwyane Collins (2006-07)	107	Durand Scott (2009-10)	28	917	27.8
Durand Scott (2009-10)	106	Lonnie Walker IV (2017-18)	32	888	27.8
Chris Lykes (2017-18)	82	Shane Larkin (2011-12)	32	820	25.6

INDIVIDUAL RECORDS - CAREER

POINTS SCORED (FG-FT)

1. Rick Barry, 1962-65 (816-666).....	2,298**
2. Eric Brown, 1985-89 (805-633).....	2,270
3. Don Curnutt, 1967-70 (813-380).....	2,006
4. Darius Rice, 2000-04 (631-343).....	1,865
5. Robert Hite, 2002-06 (622-245).....	1,717
6. Tim James, 1995-99 (681-331).....	1,713
7. Jack McClinton, 2006-09 (542-332).....	1,702
8. Durand Scott, 2009-13 (580-392).....	1,650
9. Dennis Burns, 1985-89 (690-205).....	1,594
10. Dick Hickox, 1958-61 (560-409).....	1,529

** No. 19 in NCAA history and T-No. 10 longest-standing scoring record at any Division I school

FIELD GOALS MADE

1. Rick Barry, 1962-65	816
2. Don Curnutt, 1967-70	813
3. Eric Brown, 1985-89	805
4. Dennis Burns, 1985-89	690
5. Tim James, 1995-99	681
6. Darius Rice, 2000-04	631
7. Robert Hite, 2002-06	622
8. Durand Scott, 2009-13	580
9. Dick Hickox, 1958-61	560
10. Jack McClinton, 2006-09	542

FIELD GOAL ATTEMPTS

1. Don Curnutt, 1967-70	1,816
2. Darius Rice, 2000-04	1,564
3. Rick Barry, 1962-65	1,564
4. Eric Brown, 1985-89	1,504
5. Tim James, 1995-99	1,431
6. Dennis Burns, 1985-89	1,409
7. Robert Hite, 2002-06	1,406
8. Durand Scott, 2009-13	1,285
9. Dick Hickox, 1958-61	1,275
10. Johnny Hemsley, 1996-2000	1,283

FIELD GOAL PERCENTAGE

(Minimum 4 FGM Per Game Played)

1. Eric Brown, 1985-89 (805-1504).....	.535
2. Rick Barry, 1962-65 (816-1564).....	.522
3. Donald Strong, 1970-71 (167-321).....	.520
4. Rusty Parker, 1965-68 (472-915).....	.516
5. Tito Horford, 1986-88 (313-613).....	.511
6. Sheldon McClellan, 2014-16 (369-748).....	.493
Constantin Popa, 1991-95 (452-917).....	.493
8. Dennis Burns, 1985-89 (690-1409).....	.490
9. Joe Wylie, 1988-91 (501-1032).....	.485
10. Kenny Kadji, 2011-13 (305-637).....	.479

NOTE: Jordan Miller's .561 (147-262) mark through 2021-22 would first if his career was complete

NOTE: 3-point FGs were adopted in 1986-87

3-POINT FIELD GOALS MADE

1. Jack McClinton, 2006-09	286
2. DJ Vasiljevic, 2016-20	272
3. Steven Edwards, 1992-96	265
4. Darius Rice, 2000-04	260
5. Robert Hite, 2002-06	228
6. Malcolm Grant, 2009-12	223
7. Adrian Thomas, 2005-11	204
8. Davon Reed, 2013-17	202
9. Rion Brown, 2010-14	174
Guillermo Diaz, 2003-06	174

3-POINT FIELD GOALS ATTEMPTED

1. Steven Edwards, 1992-96	766
2. Darius Rice, 2000-04	755
3. DJ Vasiljevic, 2016-20	742
4. Jack McClinton, 2006-09	650
5. Robert Hite, 2002-06	593
6. Malcolm Grant, 2009-12	576
7. Rion Brown, 2010-14	523
8. Adrian Thomas, 2005-11	521
9. Davon Reed, 2013-17	512
10. Johnny Hemsley, 1996-2000	487

3-POINT FG PERCENTAGE, MIN. 75 ATT.

1. Jack McClinton, 2006-09 (286-650).....	.440
2. Manu Lecomte, 2013-15 (79-182)434
3. Thomas Hocker, 1987-90 (53-125).....	.424
4. Trevor Burton, 1989-93 (75-189).....	.397
5. Davon Reed, 2013-17 (202-512).....	.395
6. Adrian Thomas, 2005-11 (204-521).....	.392
7. Malcolm Grant, 2009-12 (223-576).....	.387
8. Trey McKinney Jones, 2011-13 (99-257).....	.385
9. Robert Hite, 2002-06 (228-593).....	.384
10. James Jones, 1999-2003 (124-324).....	.383

CONSECUTIVE GAMES WITH 3-PT FG MADE

1. Malcolm Grant, 2011-12	35
Jack McClinton, 2008-09	35
3. DJ Vasiljevic, 2018-19	33
4. Steven Edwards, 1994-95	32
5. Jack McClinton, 2007-08	30
6. Davon Reed, 2016-17	27
7. Steven Edwards, 1993	26
8. DJ Vasiljevic, 2019-20	22
9. Adrian Thomas, 2011	20
Johnny Hemsley, 1998-99	20
Steven Edwards, 1995-96	20

FREE THROWS MADE

1. Rick Barry, 1962-65	666
2. Eric Brown, 1985-89	633
3. Dick Hickox, 1958-61	409
4. Durand Scott, 2009-13	392
5. Don Curnutt, 1967-70	380
6. Ron Godfrey, 1958-61	348

INDIVIDUAL RECORDS - CAREER

7. Darius Rice, 2000-04	343
8. Mike Wittman, 1964-67	335
9. Jack McClinton, 2006-09	332
10. Tim James, 1995-99	331

FREE THROWS ATTEMPTED

1. Eric Brown, 1985-89	840
2. Rick Barry, 1962-65	786
3. Willie Allen, 1968-71	553
4. Tim James, 1995-99	514
5. Dick Hickox, 1958-61	512
6. Durand Scott, 2009-13	507
7. Ron Godfrey, 1958-61	469
8. Don Curnutt, 1967-70	456
9. Joe Wylie, 1988-91	451
10. Darius Rice, 2000-04	443

FREE THROW PERCENTAGE

(Minimum 2 FTM Per Game Played)

1. Jack McClinton, 2006-09 (332-369)	900
2. Dod Hammond, 1959-60 (64-73)	877
3. Lance Hurdle, 2007-08 (96-111)	865
4. Robert Hite, 2002-06 (245-289)	848
5. Rick Barry, 1962-65 (665-786)	846
6. Rick Jones, 1964-67 (281-337)	834
7. Don Curnutt, 1967-70 (380-456)	833
8. Sheldon McClellan, 2014-16 (272-327)	832
9. James Jones, 1999-2003 (304-366)	831
10. Malcolm Grant, 2009-12 (238-292)	815

REBOUNDS

1. Rick Barry, 1962-65	1,274
2. Willie Allen, 1968-71	916
3. Harry Manushaw, 1958-61	914
4. Tonye Jekiri, 2012-16	901
5. Mike McCoy, 1960-63	857
6. Tim James, 1995-99	856
7. Eric Brown, 1985-89	855
8. Reggie Johnson, 2009-13	842
9. Anthony King, 2003-08	824
10. Edwin Morris, 1955-58	787

ASSISTS*

1. Vernon Jennings, 1996-2000	520
2. Kevin Norris, 1994-98	493
3. John Salmons, 1998-2002	429
4. Kevin Presto, 1985-89	412
5. Durand Scott, 2009-13	404
6. Thomas Hocker, 1987-90	384
7. Anthony Harris, 2002-07	330
8. Michael Gardner, 1991-94	319
9. Steven Edwards, 1992-96	312
10. Malcolm Grant, 2009-12	292

STEALS*

1. Kevin Norris, 1994-98	208
2. Vernon Jennings, 1996-2000	199
3. John Salmons, 1998-2002	192
4. Robert Hite, 2002-06	187
5. Jerome Scott, 1988-92	187
6. Jake Morton, 1988-93	167
7. Durand Scott, 2009-13	166
8. Kevin Presto, 1985-89	154
9. Anthony Lawrence II, 2015-19	144
10. Mike Simmons, 1998-2003	141

BLOCKED SHOTS*

1. Constantin Popa, 1991-95	263
2. Tim James, 1995-99	224
3. Anthony King, 2003-08	219
4. James Jones, 1999-2003	192
5. Julian Gamble, 2008-13	132
6. Tonye Jekiri, 2012-16	126
7. Tito Horford, 1986-88	125
8. Dennis Burns, 1985-89	123
9. Elton Tyler, 1997-2000, 2001-02	114
10. Reggie Johnson, 2009-13	113

PERSONAL FOULS

1. Constantin Popa, 1991-95	375
2. Tonye Jekiri, 2012-16	343
3. Eric Brown, 1985-89	332
4. John Salmons, 1998-2002	316
5. Reggie Johnson, 2009-13	313
6. Hammie Ward, 1989-93	311
7. Jake Morton, 1988-93	308
8. Mario Bland, 1996-2000	305
9. Durand Scott, 2009-13	304
10. Gary Hamilton, 2002-06	297

* Statistic not kept until the 1985-86 season

DISQUALIFICATIONS

1. Mike Hutslar, 1967-70	25
2. Rusty Parker, 1965-68	21
3. Edwin Morris, 1955-58	20
Hammie Ward, 1989-93	18
Bill Soens, 1966-68	18
Eric Brown, 1985-89	18
Constantin Popa, 1991-95	18
8. Ron Godfrey, 1958-61	16
9. Willie Allen, 1968-71	15
Mark Richardson, 1985-89	15

GAMES STARTED^

1. Durand Scott, 2009-13	125
2. Darius Rice, 2000-04	113
3. Robert Hite, 2002-06	109
4. Kevin Norris, 1994-98	108
5. John Salmons, 1998-2002	106



INDIVIDUAL RECORDS - CAREER

Eric Brown, 1985-89	106
7. Anthony King, 2003-08	105
8. Davon Reed, 2013-17	99
9. Alex Fraser, 1993-97	98
10. Mario Bland, 1998-2000	97

CONSECUTIVE GAMES STARTED[^]

1. Kevin Norris, 1994-98	108
2. John Salmons, 1998-2002	106
3. James Jones, 1999-2003	89
4. Davon Reed, 2015-17	84
5. Jerome Scott, 1990-92	72
6. Anthony King, 2004-06	71
7. Guillermo Diaz, 2003-06	69
8. Alex Fraser, 1994-96	67
9. Tim James, 1997-99	61
10. Mario Bland, 1998-2000	58

[^] years listed are the years of consecutive starts

GAMES PLAYED

1. Tonye Jekiri, 2012-16	139
2. Rion Brown, 2010-14	136
3. Durand Scott, 2009-13	132
4. Davon Reed, 2013-17	131
5. Anthony Lawrence II, 2015-19	130
Brian Asbury, 2005-09	130
7. Julian Gamble, 2008-11, 2012-13	129
8. DJ Vasiljevic, 2016-20	128
9. Anthony King, 2003-08	126
10. Elton Tyler, 1997-2000, 2001-02	124
John Salmons, 1998-2002	124

MINUTES PLAYED*

1. Durand Scott, 2009-13	4,238
2. John Salmons, 1998-2002	3,786
3. Eric Brown, 1985-89	3,761
4. Darius Rice, 2000-04	3,727
5. Davon Reed, 2013-17	3,679
6. Robert Hite, 2002-06	3,566
7. Kevin Presto, 1985-89	3,453
8. DJ Vasiljevic, 2016-20	3,381
9. Tim James, 1995-99	3,371
10. James Jones, 1999-2003	3,351

* Statistic not kept until the 1985-86 season

20-POINT GAMES

1. Rick Barry, 1962-65	61
Don Curnutt, 1967-70	61
3. Eric Brown, 1985-89	54
4. Dick Hickox, 1958-61	41
5. Jack McClinton, 2006-09	37
6. Darius Rice, 2000-04	35
7. Mike Wittman, 1964-67	33
8. Johnny Hemsley, 1996-00	29
Joe Wylie, 1988-91	29
10. Tim James, 1995-99	28
Ron Godfrey, 1958-61	28
Willie Allen, 1968-71	28



Darius Rice



James Jones

INDIVIDUAL RECORDS - CAREER - ACC GAMES ONLY

SCORING

##	Player (Seasons)	Pts	Avg
1.	Jack McClinton (2006-09)	888	18.7
2.	Isaiah Wong (2019-present)	818	13.9
3.	Durand Scott (2009-13)	798	12.1
4.	Davon Reed (2013-17)	752	10.4
5.	Chris Lykes (2017-21)	735	14.4
6.	Kameron McGusty (2019-22)	688	13.8
7.	DJ Vasiljevic (2016-20)	662	8.9
8.	Guillermo Diaz (2004-06)	629	19.7
9.	Dwayne Collins (2006-10)	613	9.9
10.	Anthony Lawrence II (2015-18)	573	8.1

REBOUNDING

##	Player (Seasons)	Reb	Avg
1.	Tonye Jekiri (2012-16)	490	6.8
2.	Dwayne Collins (2006-10)	427	6.9
3.	Reggie Johnson (2009-13)	417	6.8
4.	Anthony Lawrence II (2015-19)	335	4.7
5.	Anthony King (2004-08)	319	6.5
6.	Sam Waardenburg (2017-20; 2021-22)	284	4.2
7.	Durand Scott (2009-13)	274	4.2
8.	Ebuka Izundu (2015-19)	264	4.4
9.	Brian Asbury (2005-09)	259	4.0
10.	Davon Reed (2013-17)	255	3.5

FIELD GOAL PCT, Min. 1.5 FGM/game

##	Player (Seasons)	FGM-A	Pct
1.	Ebuka Izundu (2015-19)	155-247	.628
2.	Dwayne Collins (2006-10)	236-429	.550
3.	Nysier Brooks (2020-21)	48-92	.522
4.	Kenny Kadji (2011-13)	177-342	.518
5.	Anthony King (2004-08)	131-255	.514
6.	Julian Gamble (2008-13)	107-208	.514
7.	Reggie Johnson (2009-13)	191-376	.508
8.	Tonye Jekiri (2012-16)	166-341	.487
9.	Raymond Hicks (2004-08)	90-190	.474
10.	Jimmy Graham (2005-09)	84-178	.472

NOTE: Jordan Miller's mark of .605 (95-157) through 2021-22 would rank second if his career was complete

FIELD GOALS MADE

##	Player (Seasons)	FGM
1.	Durand Scott (2009-13)	293
2.	Jack McClinton (2006-09)	289
3.	Isaiah Wong (2019-present)	276
4.	Davon Reed (2013-17)	254
5.	Kameron McGusty (2019-22)	249
6.	Chris Lykes (2017-21)	241
7.	Dwayne Collins (2006-10)	236
8.	DJ Vasiljevic (2016-20)	228
9.	Guillermo Diaz (2004-06)	213
10.	Anthony Harris (2004-07)	207

FREE THROW PCT, MIN. 1 FTM/Game

##	Player (Seasons)	FTM-A	Pct
1.	Jack McClinton (2006-09)	170-188	.904
2.	William Frisby (2004-05)	36-42	.857
3.	James Dews (2006-10)	71-84	.845
4.	Sheldon McClellan (2014-16)	142-170	.835
5.	Robert Hite (2004-06)	81-98	.827
6.	Kameron McGusty (2019-22)	120-147	.816
7.	Brian Asbury (2005-09)	112-139	.806
8.	Davon Reed (2013-17)	128-159	.805
9.	Malcolm Grant (2009-12)	82-102	.804
10.	Chris Lykes (2017-21)	159-201	.791

NOTE: Jordan Miller's mark of .806 (25-31) and Isaiah Wong's mark of .795 (182-229) through 2021-22 would rank seventh and No. 11, respectively, if their careers were complete

FREE THROWS MADE

##	Player (Seasons)	FTM
1.	Isaiah Wong (2019-present)	182
2.	Durand Scott (2009-13)	170
	Jack McClinton (2006-09)	170
4.	Chris Lykes (2017-21)	159
5.	Sheldon McClellan (2014-16)	142
6.	Dwayne Collins (2006-10)	141
7.	Davon Reed (2013-17)	128
8.	Guillermo Diaz (2004-06)	126
9.	Reggie Johnson (2009-13)	125
10.	Kameron McGusty (2019-22)	120

FREE THROWS ATTEMPTED

##	Player (Seasons)	FTA
1.	Dwayne Collins (2006-10)	249
2.	Isaiah Wong (2019-present)	229
3.	Durand Scott (2009-13)	224
4.	Chris Lykes (2017-21)	201
5.	Reggie Johnson (2009-13)	195
6.	Jack McClinton (2006-09)	188
7.	Guillermo Diaz (2004-06)	171
8.	Sheldon McClellan (2014-16)	170
9.	Davon Reed (2013-17)	159
10.	Kameron McGusty (2019-22)	147
	Anthony Lawrence II (2015-18)	147

3-POINT FG PCT, MIN. 100 ATT.

##	Player (Seasons)	3FGM-A	Pct
1.	Kenny Kadji (2011-13)	52-119	.437
2.	Jack McClinton (2006-09)	150-357	.420
3.	Davon Reed (2013-17)	116-286	.406
4.	Sam Waardenburg (2017-20; 2021-22)	59-149	.396
5.	Adrian Thomas (2005-11)	99-258	.384
6.	Anthony Lawrence II (2015-19)	80-210	.381
7.	Trey McKinney Jones (2011-13)	46-124	.371
8.	Robert Hite (2004-06)	73-198	.369
9.	Guillermo Diaz (2004-06)	77-209	.368
10.	Malcolm Grant (2009-12)	104-285	.365

INDIVIDUAL RECORDS - CAREER - ACC GAMES ONLY

3-POINT FIELD GOALS MADE

#	Player (Seasons)	3FGM
1.	Jack McClinton (2006-09)	150
2.	DJ Vasiljevic (2016-22)	139
3.	Davon Reed (2013-17)	116
4.	Malcolm Grant (2009-12)	104
5.	Adrian Thomas (2005-11)	99
6.	Chris Lykes (2017-21)	94
7.	Rion Brown (2010-14)	91
8.	Isaiah Wong (2019-present)	84
9.	Anthony Lawrence II (2015-19)	80
10.	Guillermo Diaz (2004-06)	77

3-PT FIELD GOALS ATTEMPTED

#	Player (Seasons)	3FGA
1.	DJ Vasiljevic (2016-20)	429
2.	Jack McClinton (2006-09)	357
3.	Davon Reed (2013-17)	286
4.	Malcolm Grant (2009-12)	285
5.	Chris Lykes (2017-21)	283
6.	Rion Brown (2010-14)	271
7.	Adrian Thomas (2005-11)	258
8.	Isaiah Wong (2019-present)	234
9.	James Dews (2006-10)	218
10.	Anthony Lawrence II (2015-19)	210

ASSISTS

#	Player (Seasons)	Ast	Avg
1.	Anthony Harris (2004-07)	187	3.9
2.	Durand Scott (2009-13)	178	2.7
3.	Angel Rodriguez (2014-16)	151	4.4
4.	Anthony Lawrence II (2015-19)	145	2.0
5.	Chris Lykes (2017-21)	144	2.8
6.	Malcolm Grant (2009-12)	132	2.8
7.	Shane Larkin (2011-13)	128	3.8
8.	Davon Reed (2013-17)	114	1.6
9.	Jack McClinton (2006-09)	111	2.3
10.	Isaiah Wong (2019-present)	105	1.8

BLOCKED SHOTS

#	Player (Seasons)	Blk	Avg
1.	Anthony King (2004-08)	90	1.8
2.	Julian Gamble (2008-13)	69	1.2
3.	Tonye Jekiri (2012-16)	62	0.9
4.	Sam Waardenburg (2017-20; 2021-22)	57	0.8
5.	Reggie Johnson (2009-13)	50	0.8
6.	Kenny Kadji (2011-13)	48	1.5
7.	Jimmy Graham (2005-09)	45	0.8
8.	Dwayne Collins (2006-10)	43	0.7
9.	Anthony Lawrence II (2015-19)	38	0.5
10.	Ebuka Izundu (2015-18)	34	0.6


STEALS

#	Player (Seasons)	Stl	Avg
1.	Durand Scott (2009-13)	91	1.4
2.	Anthony Lawrence II (2015-19)	73	1.0
3.	Kameron McGusty (2019-22)	65	1.3

4.	Davon Reed (2013-17)	59	0.8
5.	Guillermo Diaz (2004-06)	57	1.8
6.	Shane Larkin (2011-13)	55	1.6
7.	Brian Asbury (2005-09)	53	0.8
8.	Isaiah Wong (2019-present)	52	0.9
	Angel Rodriguez (2014-16)	52	1.5
10.	James Dews (2006-10)	48	0.8

MINUTES PLAYED

#	Player (Seasons)	Min	Avg
1.	Durand Scott (2009-13)	2,155	32.7
2.	Davon Reed (2013-17)	2,000	27.8
3.	DJ Vasiljevic (2016-20)	1,926	26.0
4.	Isaiah Wong (2019-present)	1,845	31.3
5.	Anthony Lawrence II (2015-19)	1,835	25.8
6.	Sam Waardenburg (2017-20; 2021-22)	1,766	26.0
7.	Tonye Jekiri (2012-16)	1,657	23.0
8.	Kameron McGusty (2019-22)	1,624	32.5
	Jack McClinton (2006-09)	1,624	33.8
10.	Rion Brown (2010-14)	1,586	23.3



DJ Vasiljevic



Dwayne Collins

OPPONENT TEAM RECORDS - GAME - ACC GAMES ONLY

POINTS

105	at North Carolina	1/31/07
103	at Florida State	1/27/18
99	at Florida State	2/8/20
98	North Carolina	1/23/08
98	Florida State	3/3/07

FIELD GOALS MADE

40	at North Carolina	1/25/20
40	Duke	1/4/20
37	Florida State	2/24/21
36	Georgia Tech	2/20/21
36	at Duke	3/2/19
36	North Carolina	1/23/08
36	at North Carolina	1/31/07
36	at Wake Forest	1/29/05

FIELD GOAL ATTEMPTS

86	at Virginia Tech	2/19/20
76	at Duke	2/7/09
75	North Carolina	1/23/08
74	Duke	1/23/13

FIELD GOAL PERCENTAGE

.683 (28-41)	Duke	1/14/07
.610 (36-59)	at Wake Forest	1/29/05
.608 (31-51)	Duke	1/19/05
.600 (33-55)	at Florida State	1/27/18
.597 (40-67)	Duke	1/4/20

3-PT FIELD GOALS MADE

18	at Boston College	1/12/21
17	Syracuse	1/5/22
15	Duke	2/20/08
14	at Notre Dame	2/23/20
14	at Virginia Tech	3/8/19
14	at Syracuse	1/24/19
14	at NC State	1/27/09
14	at Duke	3/3/05

3-PT FG ATTEMPTS

39	at Duke	2/7/09
37	Duke	2/20/08
35	at Boston College	1/12/21
34	Virginia Tech	12/8/13

3-PT FG PERCENTAGE, MIN. 10 MADE

.667 (12-18)	at NC State	12/18/05
.625 (10-16)	at Clemson	2/27/08
.611 (11-18)	at NC State	2/4/17
.611 (11-18)	at NC State	1/19/08
.600 (12-20)	Florida State	1/27/19

FREE THROWS MADE

34	Virginia Tech	1/23/07
32	at Florida State	3/8/08
31	at Florida State	2/18/09
29	at Duke	2/19/06

FREE THROW ATTEMPTS

42	at Florida State	3/8/08
42	Virginia Tech	1/23/07
40	at Duke	2/2/08
39	at Florida State	1/27/18

FREE THROW PERCENTAGE, MIN. 10 MADE

1.000 (15-15)	Clemson	2/13/19
.941 (16-17)	at Florida State	2/8/20
.941 (16-17)	at Clemson	1/13/18
.933 (14-15)	Florida State	2/1/17
.933 (14-15)	at Duke	1/2/11

REBOUNDS

51	NC State	1/3/19
51	at North Carolina	3/2/10
51	Maryland	2/5/05
49	at North Carolina	1/31/07
48	at Georgia Tech	2/29/20
48	at Louisville	1/7/20
48	Maryland	1/13/13

ASSISTS

32	at North Carolina	1/25/20
26	North Carolina	1/19/19
26	at North Carolina	1/31/07
25	Virginia Tech	2/6/21
23	at Virginia	2/5/22
23	Wake Forest	1/1/22

STEALS

17	Georgia Tech	2/3/11
15	Florida State	1/18/20
15	at Georgia Tech	3/6/11
13	at Georgia Tech	1/3/18
13	Clemson	12/21/08

BLOCKED SHOTS

13	at Georgia Tech	1/3/18
12	at NC State	12/18/05
11	at Syracuse	1/24/19
11	Florida State	1/7/18
11	at NC State	2/4/17

TURNOVERS

23	Duke	2/20/08
22	at Georgia Tech	2/17/08
20	at Pittsburgh	2/22/22
20	at Maryland	3/1/06
20	Maryland	1/7/06

FOULS

29	Florida State	2/26/12
28	Florida State	2/25/15
27	Georgia Tech	2/9/22
27	at Boston College	2/16/15
27	Virginia Tech	1/31/10



OPPONENT TEAM LOWS - GAME - ACC GAMES ONLY

POINTS

38	Clemson	1/18/06
42	at Georgia Tech	1/18/14
42	Boston College	2/22/14

FIELD GOALS MADE

13	at Georgia Tech	1/18/14
13	at Maryland	1/10/07
14	Boston College	2/22/14

FIELD GOAL ATTEMPTS

37	at Virginia Tech	2/27/17
38	at Wake Forest	2/17/07
39	at Wake Forest	2/9/11

FIELD GOAL PERCENTAGE

.224 (13-58)	at Maryland	1/10/07
.254 (15-59)	Clemson	1/18/06
.274 (17-62)	Georgia Tech	2/3/11

3-PT FIELD GOALS MADE

2	at Louisville	2/16/22
2	at Georgia Tech	2/29/20
2	at Virginia	1/12/16
2	Florida State	1/9/16
2	Georgia Tech	1/28/15
2	at North Carolina	1/10/12
2	at Maryland	3/1/06

3-PT FG ATTEMPTS

7	at Virginia	1/12/16
7	NC State	2/27/10
9	at Florida State	2/1/15
9	at NC State	2/2/13

3-PT FG PERCENTAGE

.105 (2-19)	Florida State	1/9/16
.125 (2-16)	at North Carolina	1/10/12
.143 (4-28)	Notre Dame	2/6/19
.143 (4-28)	Georgia Tech	2/3/11

FREE THROWS MADE

0	Clemson	2/8/15
1	Virginia Tech	12/8/13
2	Georgia Tech	2/15/17

FREE THROW ATTEMPTS

1	Clemson	2/8/15
3	at Virginia	2/5/22
3	Georgia Tech	2/15/17
3	Virginia Tech	12/8/13

FREE THROW PCT, MIN. 10 ATT

.300 (3-10)	at Georgia Tech	1/29/22
.364 (4-11)	Clemson	1/18/06
.385 (5-13)	at Clemson	2/17/13

REBOUNDS

17	Georgia Tech	2/15/17
19	Virginia Tech	2/18/15
19	Wake Forest	3/8/14

ASSISTS

4	Maryland	1/13/13
6	at Louisville	2/16/22
6	Boston College	2/5/13
6	Florida State	1/27/13
6	Georgia Tech	2/3/11

STEALS

0	at Virginia Tech	3/7/15
0	Boston College	2/22/14
0	at Boston College	2/16/06

BLOCKED SHOTS

0	15 times, last vs. Notre Dame	2/2/22
---	-------------------------------	--------

TURNOVERS

5	Syracuse	1/25/14
5	Boston College	1/19/10
6	at Syracuse	1/24/19
6	Notre Dame	1/12/17
6	at Notre Dame	3/2/16
6	Louisville	2/27/16
6	Boston College	1/10/15
6	Notre Dame	2/19/14
6	at Clemson	2/17/13

FOULS

6	Notre Dame	2/2/22
7	at Pittsburgh	1/14/17
7	at Georgia Tech	1/24/12
8	at Virginia	3/1/21
8	Notre Dame	1/24/21
8	at Syracuse	1/24/19
8	at Clemson	3/4/14
8	North Carolina	2/15/09

RECORDS

OPPONENT TEAM RECORDS BY HALF (SINCE 2004-05)

POINTS

64	at North Carolina (2nd)	1/31/07
63	vs. Alabama (2nd)	11/28/21
59	Duke (2nd)	2/20/08
59	at Duke (1st)	2/19/06

FIELD GOALS MADE

23	vs. Alabama (2nd)	11/28/21
23	Clemson (2nd)	12/21/08
22	at North Carolina (1st)	1/25/20
22	South Alabama (2nd)	11/28/14
22	at North Carolina (2nd)	1/31/07

FIELD GOAL ATTEMPTS

47	South Alabama (2nd)	11/28/14
42	Florida Atlantic (1st)	11/29/04
41	North Carolina (1st)	1/23/08

FIELD GOAL PERCENTAGE, MIN. 15 MADE

.810 (17-21)	Duke (1st)	1/14/07
.750 (15-20)	vs. UCF (2nd)	12/18/10
.708 (17-24)	Binghamton (2nd)	12/20/06

3-PT FIELD GOALS MADE

13	vs. Alabama (2nd)	11/28/21
11	at Penn (1st)	12/4/18
11	at Wake Forest (1st)	2/11/15
10	at Notre Dame (1st)	2/23/20
10	Duke (2nd)	2/20/08

3-PT FG ATTEMPTS

22	at Duke (2nd)	2/7/09
21	vs. Fordham (2nd)	12/12/21
21	North Florida (1st)	11/29/20
21	vs. Akron (2nd)	12/23/10
21	Stetson (2nd)	11/29/08
21	at Duke (2nd)	3/3/05
21	vs. Duke (1st)	3/10/06

3-PT FG PERCENTAGE, MIN. 7 MADE

.800 (8-10)	at NC State (1st)	2/4/17
.778 (7-9)	at Virginia Tech (1st)	1/13/10
.778 (7-9)	at Clemson (1st)	2/27/08
.778 (7-9)	at Louisville (2nd)	12/23/06

FREE THROWS MADE

24	Virginia (2nd)	3/1/08
22	at Florida State (2nd)	3/8/08
22	Virginia Tech (2nd)	1/23/07

FREE THROW ATTEMPTS

37	vs. UCF (2nd)	12/18/10
29	Virginia Tech (2nd)	1/23/07
28	Virginia (2nd)	3/1/08
28	at Clemson (2nd)	2/27/08

FREE THROW PERCENTAGE, MIN. 10 MADE

1.000 (12-12)	at Wake Forest (1st)	1/18/17
1.000 (11-11)	vs. Clemson (2nd)	2/13/19
1.000 (11-11)	vs. North Carolina (1st)	3/9/17
1.000 (11-11)	Florida State (2nd)	2/11/17
1.000 (11-11)	at Clemson (2nd)	1/16/16
1.000 (10-10)	Pittsburgh (1st)	2/9/16
1.000 (10-10)	Florida State (2nd)	1/15/14
1.000 (10-10)	at Duke (2nd)	1/2/11
1.000 (10-10)	North Carolina (1st)	1/23/08

REBOUNDS

31	at North Carolina (1st)	3/2/10
31	Maryland (1st)	2/5/05
29	at Florida State (2nd)	2/8/20
29	vs. Virginia Tech (2nd)	3/14/08
29	at North Carolina (2nd)	1/31/07

ASSISTS

18	vs. Alabama (2nd)	11/28/21
17	at North Carolina (1st)	1/25/20
16	at North Carolina (2nd)	2/20/16
15	Syracuse (1st)	1/5/22
15	at North Carolina (2nd)	1/25/20
15	at Florida (1st)	3/20/09

STEALS

11	Georgia Tech (2nd)	2/3/11
10	at Florida State (1st)	2/26/11

BLOCKED SHOTS

7	at Syracuse (2nd)	1/24/19
7	at NC State (1st)	2/4/17
7	vs. Florida Atlantic (2nd)	12/19/09
7	at Georgia Tech (1st)	3/4/09
7	at Mississippi State (1st)	12/13/07
7	at Massachusetts (2nd)	1/2/07
7	at NC State (1st)	12/18/05

TURNOVERS

15	Florida State (2nd)	1/22/22
15	Nova Southeastern (1st)	11/16/09
15	at Georgia Tech (1st)	2/17/08

FOULS

21	NC State (2nd)	3/7/09
19	Florida State (2nd)	2/26/12
19	Florida Atlantic (2nd)	1/5/09

OPPONENT TEAM LOWS BY HALF (SINCE 2004-05)

POINTS

12	College of Charleston (1st)	12/30/14
14	South Carolina State (1st)	12/6/17
14	Maryland (1st)	1/13/13
15	vs. San Diego (2nd)	11/24/08
15	Wofford (2nd)	12/10/05

FIELD GOALS MADE

4	North Florida (2nd)	12/31/08
5	at Georgia Tech (1st)	1/18/14
5	Florida State (1st)	1/19/11
5	vs. NC State (1st)	3/13/08
5	Birmingham-Southern (1st)	12/3/05

FIELD GOAL ATTEMPTS

12	at Northwestern (2nd)	11/28/06
16	at Virginia Tech (2nd)	2/24/07
17	at Virginia (2nd)	2/26/14
17	at Boston College (2nd)	1/29/12
17	at Wake Forest (2nd)	2/9/11
17	at Virginia Tech (2nd)	2/19/05
17	North Carolina A&T (2nd)	11/22/05

FIELD GOAL PERCENTAGE

.161 (5-31)	Birmingham-Southern (1st)	12/3/05
.190 (4-21)	North Florida (2nd)	12/31/08
.192 (5-26)	Florida State (1st)	1/19/11
.194 (6-31)	at Duke (1st)	2/7/09
.200 (7-35)	Charlotte (1st)	12/5/15
.200 (6-30)	N.C. Central (2nd)	1/3/09

3-PT FIELD GOALS MADE

0	Numerous times, last vs. Kansas (1st)	3/27/22
---	---------------------------------------	---------

3-PT FG ATTEMPTS

1	Columbia (2nd)	12/28/16
1	vs. Marquette (2nd)	3/28/13
2	vs. Virginia (2nd)	3/11/16
2	at Wake Forest (2nd)	2/23/13
2	at Virginia Tech (2nd)	2/24/07

3-PT FG PERCENTAGE, MIN. 10 ATT.

.000 (0-11)	Clemson (1st)	2/13/19
.000 (0-10)	Louisville (1st)	1/16/21
.000 (0-10)	Florida State (2nd)	1/27/13
.000 (0-10)	N.C. Central (2nd)	11/19/10
.000 (0-10)	at Kentucky (2nd)	12/6/08
.000 (0-10)	N.C. Central (2nd)	1/3/09
.067 (1-15)	Notre Dame (1st)	2/2/22
.071 (1-14)	Notre Dame (2nd)	2/6/19
.071 (1-14)	Georgia Tech (1st)	2/3/11

FREE THROWS MADE

0	Numerous times, last vs. Iowa State (2nd)	3/25/22
---	---	---------

FREE THROW ATTEMPTS

0	Numerous times, last vs. Iowa State (2nd)	3/25/22
---	---	---------

FREE THROW PERCENTAGE, MIN. 10 ATT.

.167 (2-12)	Florida State (2nd)	1/19/11
.200 (2-10)	Pittsburgh (2nd)	3/5/19
.364 (4-11)	at Clemson (2nd)	2/17/13
.364 (4-11)	Virginia (2nd)	2/5/11
.400 (6-15)	North Carolina A&T (2nd)	12/23/07
.400 (6-15)	at Clemson (2nd)	2/28/07
.400 (4-10)	Georgia Tech (1st)	2/10/10
.400 (4-10)	Maryland (1st)	2/5/05
.400 (6-15)	Morgan State (2nd)	11/19/05

REBOUNDS

7	Wake Forest (2nd)	3/8/14
7	Clemson (2nd)	3/9/13
7	at Florida State (1st)	2/13/13
7	Virginia Tech (2nd)	2/18/15

ASSISTS

0	Princeton (1st)	12/29/15
1	Numerous times, last Clemson (1st)	2/13/19

STEALS

0	Numerous times, last vs. Auburn (1st)	3/20/22
---	---------------------------------------	---------

BLOCKED SHOTS

0	Numerous times, last vs. Southern Cal (1st)	3/18/21
---	---	---------

TURNOVERS

0	at Notre Dame (1st)	2/23/20
0	at Virginia Tech (2nd)	2/19/20
0	Louisville (2nd)	1/6/19
0	Syracuse (2nd)	1/25/14
1	Notre Dame (2nd)	1/12/17
1	vs. Temple (2nd)	3/31/15
1	Boston College (2nd)	1/10/15
1	at Duke (2nd)	2/5/12
1	Boston College (2nd)	1/19/10
1	Ohio State (2nd)	12/2/08
1	NC Central (2nd)	1/3/09
1	at Florida State (2nd)	2/18/09
1	at Temple (1st)	11/27/05

FOULS

1	at Charlotte (1st)	11/25/14
2	vs. Southern Cal (1st)	3/18/22
2	Notre Dame (1st)	2/2/22
2	Duke (1st)	2/25/17
2	at NC State (1st)	2/4/17
2	Duke (1st)	1/25/16
2	at Syracuse (1st)	1/24/15
2	NC Central (1st)	3/17/15
2	at Clemson (1st)	3/4/14
2	at North Carolina (1st)	1/10/13
2	at Georgia Tech (1st)	1/24/12
2	Missouri State (1st)	3/21/11
2	at Creighton (1st)	3/20/06

OPPONENT INDIVIDUAL RECORDS - GAME

POINTS

58 Danny Ferry, Duke 12/10/88

FIELD GOALS MADE

23 Danny Ferry, Duke 12/10/88

FIELD GOALS ATTEMPTED

31 Victor Page, Georgetown 3/6/97

FIELD GOAL PERCENTAGE

1.000 (11-11) Hakim Warrick, Syracuse 2/14/04

3-PT FIELD GOALS MADE

9 Lewis Clinch, Georgia Tech 3/4/09

9 Mike Hargett, George Mason 11/23/90

3-PT FIELD GOALS ATTEMPTED

20 Terrell Stoglin, Maryland 2/1/12

3-PT FIELD GOAL PERCENTAGE

1.000 (5-5) C.J. Harris, Wake Forest 2/23/13

1.000 (5-5) Jerry McCullough, Pitt 1/12/94

FREE THROWS MADE

17 Seth Allen, Virginia Tech 3/10/16

17 C.J. Harris, Wake Forest 2/9/11

17 Troy Bell, Boston College 1/13/01

17 Jason Lawson, Villanova 3/5/94

FREE THROWS ATTEMPTED

21 Jason Lawson, Villanova 3/5/94

FREE THROW PERCENTAGE

1.000 (17-17) Troy Bell, Boston College 1/13/01

REBOUNDS

24 Darrell Coleman, USF 3/1/88

ASSISTS

14 Markell Johnson, NC State 1/21/18

14 Brandon Knight, Pittsburgh 3/8/02

14 Tommy Amaker, Duke 2/19/86

STEALS

8 Eric Murdock, Providence 1/27/88

BLOCKED SHOTS

13 Kyle Davis, Auburn 3/14/01

TURNOVERS

11 Zlatko Savovic, Lehigh 12/27/01

OPPONENT INDIVIDUAL RECORDS - GAME - ACG GAMES ONLY

POINTS

45	Al Thornton vs. Florida State	3/3/07
41	Sean Singletary vs. Virginia	3/1/08
36	Ryan Kelly at Duke	3/2/13

FIELD GOALS MADE

16	Al Thornton vs. Florida State	3/3/07
13	Olivier Hanlan at Boston College	2/16/15
12	Jerome Robinson vs. Boston Coll.	2/10/18
12	Omer Yurtseven at NC State	1/21/18
12	Sean Singletary vs. Virginia	3/1/08
12	Malcolm Brogdon vs. Virginia	2/22/16

FIELD GOAL ATTEMPTS

26	Olivier Hanlan at Boston College	2/16/15
26	Terrell Stoglin vs. Maryland	2/1/12
25	Sean Singletary vs. Virginia	3/1/08

FG PCT, MIN. 7 MADE

1.000 (7-7)	Montay Brandon at Florida State	2/1/15
1.000 (7-7)	Dez Wells at Maryland	1/29/14
1.000 (7-7)	Ra'Sean Dickey vs. Georgia Tech	12/3/06
.917 (11-12)	Shelden Williams vs. Duke	1/19/05

3-POINT FG MADE

9	Lewis Clinch at Georgia Tech	3/4/09
8	Ty Outlaw at Virginia Tech	2/27/17
7	Joseph Girard III vs. Syracuse	1/5/22
7	Michael Devoe vs. Georgia Tech	2/20/21
7	Rich Kelly at Boston College	1/12/21
7	Coby White at North Carolina	2/9/19
7	Ryan Kelly at Duke	3/2/13
7	Toney Douglas vs. Florida State	1/21/09
7	Wayne Ellington at North Carolina	1/17/09

3-POINT FG ATTEMPTS

20	Terrell Stoglin vs. Maryland	2/1/12
16	Lewis Clinch at Georgia Tech	3/4/09
14	Jarell Eddie vs. Virginia Tech	12/8/13
14	Toney Douglas vs. Florida State	1/21/09

3-PT FG PCT, MIN. 5 MADE

1.000 (5-5)	C.J. Harris at Wake Forest	2/23/13
.857 (6-7)	Dinos Mitoglou at Wake Forest	2/11/15
.857 (6-7)	Pat Connaughton vs. ND	2/19/14

FREE THROWS MADE

17	C.J. Harris at Wake Forest	2/9/11
15	Tyler Hansbrough vs. North Carolina	1/23/08
15	Zabian Dowdell vs. Virginia Tech	1/23/07

FREE THROW ATTEMPTS

18	C.J. Harris at Wake Forest	2/9/11
18	Zabian Dowdell vs. Virginia Tech	1/23/07
16	Malcolm Delaney at Virginia Tech	1/13/10
16	Tyler Hansbrough vs. North Carolina	1/23/08

FREE THROW PCT, MIN. 10 MADE

1.000 (11-11)	Al Thornton vs. Florida State	3/3/07
1.000 (11-11)	Jon Scheyer vs. Duke	1/14/07

1.000 (10-10)	Anthony Barber at NC State	1/30/16
---------------	----------------------------	---------

REBOUNDS

18	Gani Lawal vs. Georgia Tech	2/10/10
16	Day/Ron Sharpe vs. North Carolina	1/5/21
16	Trevor Booker vs. Clemson	12/21/08
15	Brice Johnson at North Carolina	2/20/16
15	Jahlil Okafor at Duke	1/13/15
15	Jabari Parker vs. Duke	1/22/14
15	Corey Raji vs. Boston College	2/21/09
15	Shelden Williams at Duke	2/19/06
15	Sharrod Ford vs. Clemson	1/26/05
15	Sean May at North Carolina	1/22/05

ASSISTS

14	Markell Johnson at NC State	1/18/18
12	Markell Johnson vs. NC State	2/5/20
12	Tyrese Rice at Boston College	1/16/07
11	Theo Pinson at North Carolina	2/27/18
11	John Gillon at Syracuse	1/4/17
10	Prentiss Hubb at Notre Dame	2/23/20
10	Ty Lawson vs. North Carolina	1/23/08
10	Daniel Ewing at Duke	3/3/05

STEALS

7	Jose Alvarado at Georgia Tech	2/29/20
6	Nickeil Alexander-Walker at Virginia Tech	3/8/19
6	Tre Jones at Duke	3/2/19
6	Chris Jones at Louisville	2/3/15
5	Kadary Richmond at Syracuse	1/19/21
5	Grayson Allen vs. Duke	1/15/18
5	Braian Angola vs. Florida State	1/7/18
5	Jordan Roper at Clemson	1/16/16
5	Iman Shumpert at Georgia Tech	3/6/11
5	Seth Curry vs. Duke	2/13/11
5	Iman Shumpert vs. Georgia Tech	2/3/11
5	Jon Scheyer vs. Duke	2/17/10
5	Brian Zoubek vs. Duke	2/17/10

BLOCKED SHOTS

7	Jesse Edwards vs. Syracuse	1/5/22
7	Cedric Simmons at NC State	12/18/05
6	Mark Williams at Duke	1/8/22
6	CJ Felder vs. Boston College	3/5/21
5	CJ Felder at Boston College	1/12/21
5	Paschal Chukwu at Syracuse	1/24/19
5	Ray Spalding vs. Louisville	1/24/18
5	Omer Yurtseven at NC State	2/4/17
5	Boris Bojanovsky at Florida State	2/14/16
5	Travis McKie at Wake Forest	2/23/13
5	Alade Aminu at Georgia Tech	3/4/09
5	Tyrelle Blair at Boston College	1/15/08

TURNOVERS

9	Rakim Sanders vs. Boston College	3/5/08
8	Michael Gbinije vs. Syracuse	1/2/16
7	Alondes Williams at Wake Forest	2/12/22
7	Caleb Mills vs. Florida State	1/22/22
7	Prentiss Hubb vs. Notre Dame	1/24/21
7	Jose Alvarado at Georgia Tech	1/3/18
7	Bernard James at Florida State	2/11/12

OPPONENT INDIVIDUAL RECORDS BY HALF (SINCE 2004-05)

POINTS

31	Sean Singletary vs. Virginia (2nd)	3/1/08
30	Xavier Rathan-Mayes vs. Florida State (2nd)	2/25/15
27	Tyler Hansbrough vs. North Carolina (2nd)	1/23/08
27	Eric Maynor vs. VCU (2nd)	11/16/07

FIELD GOALS MADE

10	Jordan Parks vs. NC Central (2nd)	3/17/15
10	Eric Maynor vs. VCU (2nd)	11/16/07
9	Adam Pegg vs. Stetson (2nd)	11/9/12

FIELD GOAL ATT.

20	Eric Maynor vs. VCU (2nd)	11/16/07
16	Sean Singletary vs. Virginia (2nd)	3/1/08
16	Dwain Williams vs. Providence (2nd)	11/18/07

FG PCT, MIN. 7 MADE

1.000 (7-7)	Dez Wells at Maryland (2nd)	1/29/14
1.000 (7-7)	Adam Leonard vs. Missouri St. (2nd)	3/21/11

3-POINT FG MADE

7	Wayne Ellington at North Carolina (2nd)	1/17/09
6	Coby White at North Carolina (2nd)	2/9/19
6	Xavier Rathan-Mayes vs. Florida St. (2nd)	2/25/15
6	Adam Leonard vs. Missouri State (2nd)	3/21/11
6	Lewis Clinch at Georgia Tech (1st)	3/04/09

3-POINT FG ATT.

10	Terrell Stoglin vs. Maryland (2nd)	2/1/12
10	Wayne Ellington at North Carolina (2nd)	1/17/09
10	Patrick Mills vs. Saint Mary's (2nd)	3/21/08

3-PT FG PCT, MIN. 5 MADE

1.000 (6-6)	Coby White at North Carolina (2nd)	2/9/19
1.000 (6-6)	Adam Leonard vs. Missouri St. (2nd)	3/21/11
1.000 (5-5)	Dinos Mitoglou at Wake Forest (1st)	2/11/15
1.000 (5-5)	C.J. Harris at Wake Forest (1st)	2/23/13

FREE THROWS MADE

13	Sean Singletary vs. Virginia (2nd)	3/1/08
11	Seth Allen vs. Virginia Tech (2nd)	3/10/16
11	Toney Douglas at Florida State (2nd)	2/18/09
11	Tyler Hansbrough vs. North Carolina (2nd)	1/23/08
11	Zabian Dowdell vs. Virginia Tech (2nd)	1/23/07

FREE THROW ATT.

14	Sean Singletary vs. Virginia (2nd)	3/1/08
14	Zabian Dowdell vs. Virginia Tech (2nd)	1/23/07
12	Arsalan Kazemi vs. Rice (2nd)	12/22/10
12	Malcolm Delaney at Virginia Tech (2nd)	1/13/10
12	Toney Douglas at Florida State (2nd)	2/18/09
12	Tyler Hansbrough vs. North Carolina (2nd)	1/23/08

FT PCT, MIN. 8 MADE

1.000 (11-11)	Seth Allen vs. Virginia Tech (2nd)	3/10/16
1.000 (9-9)	Landers Nolley II at Virginia Tech (2nd)	2/19/20
1.000 (9-9)	Marquise Reed vs. Clemson (2nd)	2/13/19
1.000 (8-8)	Brandon Mahan vs. UCF (2nd)	11/13/21
1.000 (8-8)	Al-Amir Dawes vs. Clemson (2nd)	3/11/20
1.000 (8-8)	C.J. Harris at Wake Forest (2nd)	2/9/11
1.000 (8-8)	Luke Loucks vs. Florida State (2nd)	3/9/12
1.000 (8-8)	Tyler Hansbrough at N. Carolina (1st)	1/17/09
1.000 (8-8)	Tyrese Rice vs. Boston College (2nd)	2/7/07
1.000 (8-8)	Tyler Hansbrough at N. Carolina (1st)	1/14/06

REBOUNDS

13	Gani Lawal vs. Georgia Tech (2nd)	2/10/10
12	Tulio Da Silva vs. Missouri State (2nd)	11/21/19
11	Dionte Ferguson vs. South Alabama (2nd)	11/28/14
11	Nnanna Egwu vs. Illinois (2nd)	3/24/13
11	Geoff McDermott vs. Providence (2nd)	11/18/07

ASSISTS

8	JD Davison vs. Alabama (2nd)	11/28/21
8	Kris Dunn vs. Providence (2nd)	12/22/14
8	Kendall Marshall vs. North Carolina (2nd)	3/11/11
8	Tyrese Rice at Boston College (1st)	1/16/07

STEALS

5	Nickeil Alexander-Walker vs. Virginia Tech (2nd)	1/30/19
5	James Daniel vs. Howard (1st)	11/14/14
5	Jeremy Chappell vs. Robert Morris (2nd)	12/14/08
4	Jose Alvarado at Georgia Tech (1st)	2/29/20
4	Tre Jones at Duke (1st)	3/2/19
4	Levi Randolph vs. Alabama (1st)	3/21/15
4	Chris Jones vs. Louisville (2nd)	2/3/15
4	Madison Jones at Wake Forest (2nd)	2/23/13
4	David Williams vs. UNCG (2nd)	1/2/12
4	Mike Coburn at Rutgers (1st)	11/21/10
4	Al Nolen vs. Minnesota (1st)	12/2/09
4	Tony Bethel vs. NC State (1st)	2/8/06

BLOCKED SHOTS

6	Jarvis Varnado at Mississippi State (1st)	12/13/07
6	Stephane Lasme at Massachusetts (2nd)	1/2/07
6	Cedric Simmons at NC State (1st)	12/18/05



TEAM RECORDS - NCAA TOURNAMENT

POINTS SCORED

80	vs. Missouri	3/14/02
79	vs. Auburn	3/20/22
79	vs. Buffalo	3/17/16
78	vs. Pacific	3/22/13
78	vs. St. Mary's	3/21/08

FIELD GOALS MADE

32	vs. Auburn	3/20/22
28	vs. St. Mary's	3/21/08
27	vs. Lafayette	3/12/99
26	vs. Iowa State	3/25/22
26	vs. Ohio State	3/19/00

FIELD GOAL ATTEMPTS

76	vs. Purdue	3/14/99
68	vs. Missouri	3/14/02
66	vs. Auburn	3/20/22
63	vs. Marquette	3/28/13
63	vs. St. Mary's	3/21/08

FIELD GOAL PERCENTAGE

.553 (21-38)	vs. Wichita State	3/19/16
.532 (25-47)	vs. Villanova	3/24/16
.510 (26-51)	vs. Ohio State	3/19/00
.510 (25-49)	vs. Loyola Chicago	3/15/18
.485 (32-66)	vs. Auburn	3/20/22

3-POINT FIELD GOALS MADE

12	vs. Pacific	3/22/13
10	vs. Villanova	3/24/16
10	vs. Lafayette	3/12/99
10	vs. Tulsa	3/24/00
9	vs. Iowa State	3/25/22
9	vs. Illinois	3/24/13
9	vs. Texas	3/23/08

3-POINT FIELD GOALS ATTEMPTED

26	vs. Iowa State	3/25/22
26	vs. Marquette	3/28/13
25	vs. Illinois	3/24/13
23	vs. Missouri	3/14/02
22	vs. Pacific	3/22/13
22	vs. Texas	3/23/08

3-POINT FIELD GOAL PERCENTAGE

.625 (10-16)	vs. Lafayette	3/12/99
.588 (10-17)	vs. Villanova	3/24/16
.588 (10-17)	vs. Tulsa	3/24/00
.583 (7-12)	vs. Wichita State	3/19/16
.583 (7-12)	vs. Arkansas	3/17/00

FREE THROWS MADE

28	vs. Missouri	3/14/02
26	vs. Buffalo	3/17/16
22	vs. Arkansas	3/17/00
19	vs. Southern Cal	3/18/22
19	vs. Texas	3/23/08

FREE THROWS ATTEMPTED

35	vs. Missouri	3/14/02
34	vs. Buffalo	3/17/16
32	vs. Arkansas	3/17/00
25	vs. Southern Cal	3/18/22
23	vs. Wichita State	3/19/16

FREE-THROW PERCENTAGE

.895 (17-19)	vs. Ohio State	3/19/00
.864 (19-22)	vs. Texas	3/23/08
.857 (18-21)	vs. Pacific	3/22/13
.810 (17-21)	vs. St. Mary's	3/21/08
.800 (12-15)	vs. Southern Cal	3/18/22
.800 (12-15)	vs. Purdue	3/14/99
.800 (28-35)	vs. Missouri	3/14/02

REBOUNDS

47	vs. Lafayette	3/12/99
47	vs. St. Mary's	3/21/08
45	vs. Purdue	3/14/99
44	vs. Buffalo	3/17/16
44	vs. UCLA	3/13/98

ASSISTS

21	vs. Iowa State	3/25/22
20	vs. Lafayette	3/12/99
19	vs. Auburn	3/20/22
19	vs. Ohio State	3/19/00
17	vs. Arkansas	3/17/00

STEALS

12	vs. Southern Cal	3/18/22
12	vs. UCLA	3/13/98
11	vs. Iowa State	3/25/22
10	vs. Auburn	3/20/22
10	vs. Wichita State	3/19/16
10	vs. Lafayette	3/12/99

BLOCKED SHOTS

9	vs. Lafayette	3/12/99
7	vs. Iowa State	3/25/22
7	vs. Loyola Chicago	3/15/18
6	vs. Auburn	3/20/22
6	vs. Buffalo	3/17/16

INDIVIDUAL GAME RECORDS - NCAA TOURNAMENT

POINTS SCORED

38	Jack McClinton vs. St. Mary's.....	3/21/08
31	Johnny Hemsley vs. Lafayette.....	3/12/99
28	Angel Rodriguez vs. Wichita State.....	3/19/16
27	Kameron McGusty vs. Iowa State.....	3/25/22
26	Sheldon McClellan vs. Villanova.....	3/24/16

FIELD GOALS MADE

12	Jack McClinton vs. St. Mary's.....	3/21/08
10	Kameron McGusty vs. Iowa State.....	3/25/22
10	Kameron McGusty vs. Auburn.....	3/20/22
10	Johnny Hemsley vs. Lafayette.....	3/12/99
9	Angel Rodriguez vs. Wichita State.....	3/19/16
9	Johnny Hemsley vs. Ohio State.....	3/19/00
8	Sheldon McClellan vs. Villanova.....	3/24/16

FIELD GOALS ATTEMPTS

21	Tim James vs. Purdue.....	3/14/99
19	Jack McClinton vs. St. Mary's.....	3/21/08
18	Kameron McGusty vs. Iowa State.....	3/25/22
18	Kameron McGusty vs. Auburn.....	3/20/22
18	Isaiah Wong vs. Auburn.....	3/20/22
18	Kameron McGusty vs. Southern Cal.....	3/18/22
17	Johnny Hemsley vs. UCLA.....	3/13/98

FIELD GOAL PERCENTAGE, MIN. 6 MADE

1.000 (6-6)	Jordan Miller vs. Iowa State.....	3/25/22
.818 (9-11)	Angel Rodriguez vs. Wichita St.	3/19/16
.750 (9-12)	Johnny Hemsley vs. Lafayette.....	3/12/99
.750 (6-8)	Mario Bland vs. UCLA.....	3/13/98
.750 (6-8)	John Salmons vs. Arkansas.....	3/17/00

3-POINT FIELD GOALS MADE

9	Johnny Hemsley vs. Lafayette.....	3/12/99
5	Sheldon McClellan vs. Villanova.....	3/24/16
5	Rion Brown vs. Illinois.....	3/24/13
5	Durand Scott vs. Pacific.....	3/22/13
5	Johnny Hemsley vs. Arkansas.....	3/17/00

3-POINT FIELD GOALS ATTEMPTS

12	Johnny Hemsley vs. Lafayette.....	3/12/99
10	Rion Brown vs. Illinois.....	3/24/13
10	Johnny Hemsley vs. Arkansas.....	3/17/00
10	Jack McClinton vs. Texas.....	3/23/08
9	Johnny Hemsley vs. Ohio State.....	3/19/00
9	Marcus Barnes vs. Missouri.....	3/14/02

3-POINT FIELD GOAL PERCENTAGE, MIN. 5 MADE

.750 (9-12)	Johnny Hemsley vs. Lafayette.....	3/12/99
.714 (5-7)	Sheldon McClellan vs. Villanova.....	3/24/16
.625 (5-8)	Durand Scott vs. Pacific.....	3/22/13
.500 (5-10)	Rion Brown vs. Illinois.....	3/24/13
.500 (5-10)	Johnny Hemsley vs. Arkansas.....	3/17/00

FREE THROWS MADE

11	Jack McClinton vs. St. Mary's.....	3/21/08
10	Sheldon McClellan vs. Buffalo.....	3/17/16
10	Darius Rice vs. Missouri.....	3/14/02
9	Angel Rodriguez vs. Buffalo.....	3/17/16
8	Isaiah Wong vs. Southern Cal.....	3/18/22

FREE-THROW ATTEMPTS

13	Sheldon McClellan vs. Buffalo.....	3/17/16
11	Angel Rodriguez vs. Buffalo.....	3/17/16
11	Jack McClinton vs. St. Mary's.....	3/21/08
11	Darius Rice vs. Missouri.....	3/14/02
10	Mario Bland vs. UCLA.....	3/13/98

FREE-THROW PERCENTAGE, MIN. 5 MADE

1.000 (11-11)	Jack McClinton vs. St. Mary's.....	3/21/08
1.000 (6-6)	Elton Tyler vs. Ohio State.....	3/19/00
1.000 (6-6)	John Salmons vs. Ohio State.....	3/19/00
1.000 (5-5)	Isaiah Wong vs. Auburn.....	3/20/22
1.000 (5-5)	Shane Larkin vs. Pacific.....	3/22/13
.909 (10-11)	Darius Rice vs. Missouri.....	3/14/02

REBOUNDS

13	Kamari Murphy vs. Buffalo.....	3/17/16
12	Davon Reed vs. Buffalo.....	3/17/16
11	Johnny Hemsley vs. UCLA.....	3/13/98
11	Mario Bland vs. Purdue.....	3/14/99
11	Mario Bland vs. Ohio State.....	3/19/00

ASSISTS

9	Shane Larkin vs. Pacific.....	3/22/13
8	Charlie Moore vs. Auburn.....	3/20/22
8	Angel Rodriguez vs. Buffalo.....	3/17/16
8	Vernon Jennings vs. Lafayette.....	3/12/99
8	Vernon Jennings vs. Arkansas.....	3/17/00
7	Vernon Jennings vs. UCLA.....	3/13/98
7	Vernon Jennings vs. Tulsa.....	3/24/00

STEALS

4	Kameron McGusty vs. Iowa State.....	3/25/22
4	Kameron McGusty vs. Auburn.....	3/20/22
4	Jordan Miller vs. Southern Cal.....	3/18/22
4	Charlie Moore vs. Southern Cal.....	3/18/22
4	Angel Rodriguez vs. Wichita State.....	3/19/16
4	Kevin Norris vs. UCLA.....	3/13/98
4	Johnny Hemsley vs. Lafayette.....	3/12/99
3	nine times	
	last by Charlie Moore vs. Auburn.....	3/20/22

BLOCKED SHOTS

4	Sam Waardenburg vs. Southern Cal.....	3/18/22
4	Kamari Murphy vs. Buffalo.....	3/17/16
3	Sam Waardenburg vs. Iowa State.....	3/25/22
3	John Salmons vs. Lafayette.....	3/12/99
3	Jimmy Graham vs. Texas.....	3/23/08

INDIVIDUAL CAREER RECORDS - NCAA TOURNAMENT

POINTS SCORED (GAMES), YEARS IN NCAA

114	Johnny Hemsley (6), 1998, 1999, 2000
77	Kameron McGusty (4), 2022
75	Mario Bland (6), 1998, 1999, 2000
70	John Salmons (6), 1999, 2000, 2002
65	Isaiah Wong (4), 2022
65	Angel Rodriguez (3), 2016

FIELD GOALS MADE

38	Johnny Hemsley (6), 1998, 1999, 2000
32	Kameron McGusty (4), 2022
26	John Salmons (6), 1999, 2000, 2002
25	Mario Bland (6), 1998, 1999, 2000
24	Isaiah Wong (4), 2022

FIELD GOAL ATTEMPTS

85	Johnny Hemsley (6), 1998, 1999, 2000
71	Kameron McGusty (4), 2022
55	Isaiah Wong (4), 2022
54	Mario Bland (6), 1998, 1999, 2000
49	Elton Tyler (7), 1998, 1999, 2000, 2002

FIELD GOAL PERCENTAGE, MIN. 10 MADE

.577 (15-26)	Jordan Miller (4), 2022
.545 (18-33)	Sheldon McClellan (3), 2016
.542 (26-48)	John Salmons (6), 1999, 2000, 2002
.541 (20-37)	Angel Rodriguez (3), 2016
.524 (11-21)	Sam Waardenburg (5), 2018, 2022

3-POINT FIELD GOALS MADE

23	Johnny Hemsley (6), 1998, 1999, 2000
9	Angel Rodriguez (3), 2016
9	Rion Brown (3), 2013
7	Sheldon McClellan (3), 2016
7	Jack McClinton (2), 2008

3-POINT FIELD GOALS ATTEMPTS

47	Johnny Hemsley (6), 1998, 1999, 2000
21	Rion Brown (3), 2013
19	Kameron McGusty (4), 2022
16	Shane Larkin (3), 2013
16	Jack McClinton (2), 2008

3-POINT FIELD GOAL PERCENTAGE, MIN. 6 MADE

.600 (9-15)	Angel Rodriguez (3), 2016
.538 (7-13)	Sheldon McClellan (3), 2016
.489 (23-47)	Johnny Hemsley (6), 1998, '99, 2000
.462 (6-13)	Durand Scott (3), 2013
.438 (7-16)	Jack McClinton (2), 2008

FREE THROWS MADE

23	Mario Bland (6), 1998, 1999, 2000
21	Sheldon McClellan (3), 2016
18	Elton Tyler (7), 1998, 1999, 2000, 2002
16	Angel Rodriguez (3), 2016
15	Johnny Hemsley (6), 1998, 1999, 2000
15	Jack McClinton (2), 2008

FREE THROWS ATTEMPTS

34	Mario Bland (6), 1998, 1999, 2000
27	Sheldon McClellan (3), 2016
22	Elton Tyler (7), 1998, 1999, 2000, 2002
19	Angel Rodriguez (3), 2016
19	Johnny Hemsley (6), 1998, 1999, 2000

FREE-THROW PERCENTAGE, MIN. 9 MADE

1.000 (15-15)	Jack McClinton (2), 2008
.909 (10-11)	Darius Rice (1), 2002
.900 (9-10)	Johnny Hemsley (6), 1998, '99, 2000
.900 (9-10)	Durand Scott (3), 2013
.846 (11-13)	Ja'Quan Newton (5), 2016, '17, '18

REBOUNDS

50	Mario Bland (6), 1998, 1999, 2000
36	Elton Tyler (7), 1998, 1999, 2000, 2002
31	John Salmons (6), 1999, 2000, 2002
30	Johnny Hemsley (6), 1998, 1999, 2000
27	Vernon Jennings (6), 1998, 1999, 2000

ASSISTS

39	Vernon Jennings (6), 1998, 1999, 2000
24	Charlie Moore (4), 2022
18	Shane Larkin (3), 2013
17	Angel Rodriguez (3), 2016
17	John Salmons (6), 1999, 2000, 2002

STEALS

11	Vernon Jennings (6), 1998, 1999, 2000
10	Kameron McGusty (4), 2022
10	Charlie Moore (4), 2022
9	Angel Rodriguez (3), 2016
9	Johnny Hemsley (6), 1998, 1999, 2000

BLOCKED SHOTS

12	Sam Waardenburg (5), 2018, 2022
7	John Salmons (6), 1999, 2000, 2002
6	Kamari Murphy (3), 2016
5	Tim James (3), 1998, 1999
5	Jimmy Graham (2), 2008

OPPONENT TEAM RECORDS - NCAA TOURNAMENT

POINTS SCORED

93	Missouri	3/14/02
92	Villanova	3/24/16
80	Tulsa	3/24/00
78	Michigan State	3/17/17
76	Kansas	3/27/22

FIELD GOALS MADE

32	Villanova	3/24/16
30	Michigan State	3/17/17
29	Kansas	3/27/22
27	Marquette	3/28/13
26	Tulsa	3/24/00
26	Missouri	3/14/02
26	Loyola Chicago	3/15/18

FIELD GOAL ATTEMPTS

69	Auburn	3/20/22
68	Iowa State	3/25/22
61	Illinois	3/24/13
61	Missouri	3/14/02
60	Lafayette	3/12/99

FIELD GOAL PERCENTAGE

.627 (32-51)	Villanova	3/24/16
.579 (22-38)	Purdue	3/14/99
.566 (30-53)	Michigan State	3/17/17
.540 (27-50)	Marquette	3/28/13
.500 (29-58)	Kansas	3/27/22

3-POINT FIELD GOALS MADE

13	Texas	3/28/08
10	Villanova	3/24/16
10	Buffalo	3/17/16
9	Southern Cal	3/18/22
9	Pacific	3/22/13
9	Arkansas	3/17/00

3-POINT FIELD GOAL ATTEMPTS

27	Illinois	3/24/13
26	Auburn	3/20/22
26	Buffalo	3/17/16
26	Pacific	3/22/13
26	Lafayette	3/12/99
26	Arkansas	3/17/00
26	Texas	3/23/08

3-POINT FIELD GOAL PERCENTAGE

.667 (10-15)	Villanova	3/24/16
.500 (3-6)	Marquette	3/28/13
.500 (13-26)	Texas	3/23/08
.450 (9-20)	Southern Cal	3/18/22
.412 (7-17)	Missouri	3/14/02

FREE THROWS MADE

34	Missouri	3/14/02
24	Purdue	3/14/99
24	Tulsa	3/24/00
18	Villanova	3/24/16
18	Ohio State	3/19/00

FREE-THROW ATTEMPTS

43	Missouri	3/14/02
37	Purdue	3/14/99
37	Tulsa	3/24/00
26	Kansas	3/27/22
26	Ohio State	3/19/00

FREE-THROW PERCENTAGE

.947 (18-19)	Villanova	3/24/16
.857 (12-14)	Michigan State	3/17/17
.857 (6-7)	Illinois	3/24/13
.791 (34-43)	Missouri	3/14/02
.737 (14-19)	Marquette	3/28/13
.692 (18-26)	Ohio State	3/19/00

REBOUNDS

48	Missouri	3/14/02
47	Auburn	3/20/22
42	Iowa State	3/25/22
41	Kansas	3/27/22
41	Tulsa	3/24/00
41	Texas	3/23/08

ASSISTS

19	Loyola Chicago	3/15/18
18	Kansas	3/27/22
18	Southern Cal	3/18/22
18	Michigan State	3/17/17
18	Purdue	3/14/99
17	Villanova	3/24/16
17	Missouri	3/14/02
17	Texas	3/23/08

STEALS

13	UCLA	3/13/99
12	Lafayette	3/12/99
10	Tulsa	3/24/00
10	Wichita State	3/19/16

BLOCKED SHOTS

8	Auburn	3/20/22
7	Texas	3/23/08
6	Arkansas	3/17/00
5	Purdue	3/14/99
4	UCLA	3/13/98
4	Ohio State	3/19/00
4	St. Mary's	3/21/08

INDIVIDUAL OPPONENT GAME RECORDS - NCAA TOURNAMENT

POINTS SCORED

26	A.J. Abrams, Texas	3/23/08
26	J.R. Henderson, UCLA	3/13/98
24	Patrick Mills, St. Mary's	3/21/08
21	Ryan Arcidiacono, Villanova	3/24/16
21	Kris Jenkins, Villanova	3/24/16
21	Toby Bailey, UCLA	3/13/98

FIELD GOALS MADE

11	J.R. Henderson, UCLA	3/13/98
8	Ochai Agbaji, Kansas	3/27/22
8	Nick Ward, Michigan State	3/17/17
8	Miles Bridges, Michigan State	3/17/17
8	Kris Jenkins, Villanova	3/24/16
8	Brandon Paul, Illinois	3/24/13
8	Patrick Mills, St. Mary's	3/21/08

FIELD GOAL ATTEMPTS

21	Patrick Mills, St. Mary's	3/21/08
20	Brandon Paul, Illinois	3/24/13
17	J.R. Henderson, UCLA	3/13/98
17	Scoonie Penn, Ohio State	3/19/00

FIELD GOAL PERCENTAGE, MIN. 5 MADE

.889 (8-9)	Nick Ward, Michigan State	3/17/17
.800 (8-10)	Kris Jenkins, Villanova	3/24/16
.750 (6-8)	Greg McQuay, Purdue	3/14/99
.714 (5-7)	Davante Gardner, Marquette	3/28/13
.714 (5-7)	Brian Cardinal, Purdue	3/14/99

3-POINT FIELD GOALS MADE

6	Patrick Mills, St. Mary's	3/21/08
6	A.J. Abrams, Texas	3/23/08
6	Travis Fulton, Pacific	3/22/13
5	Kris Jenkins, Villanova	3/24/16
4	Brian Cardinal, Purdue	3/14/99
4	Tyler Griffey, Illinois	3/24/13
4	Clayton Custer, Loyola Chicago	3/15/18

3-POINT FIELD GOAL ATTEMPTS

14	Patrick Mills, St. Mary's	3/21/08
10	D.J. Richardson, Illinois	3/24/13
10	Travis Fulton, Pacific	3/22/13
10	A.J. Abrams, Texas	3/23/08
9	Scoonie Penn, Ohio State	3/19/00

3-POINT FIELD GOAL PCT., MIN. 4 MADE

.833 (5-6)	Kris Jenkins, Villanova	3/24/16
.800 (4-5)	Brian Cardinal, Purdue	3/14/99
.667 (4-6)	Tyler Griffey, Illinois	3/24/13
.667 (4-6)	Nick Perkins, Buffalo	3/17/16
.667 (4-6)	Clayton Custer, Loyola Chicago	3/15/18

FREE THROWS MADE

10	Clarence Gilbert, Missouri	3/14/02
7	Toby Bailey, UCLA	3/13/98
7	Alan Eldridge, Purdue	3/14/99

7	Brandon Kurtz, Tulsa	3/24/00
6	Brian Cardinal, Purdue	3/14/99
6	A.J. Abrams, Texas	3/23/08
6	Rickey Paulding, Missouri	3/14/02

FREE-THROW ATTEMPTS

12	Brandon Kurtz, Tulsa	3/24/00
11	Clarence Gilbert, Missouri	3/14/02
10	Alan Eldridge, Purdue	3/14/99
9	J.R. Henderson, UCLA	3/13/98
9	Toby Bailey, UCLA	3/13/98

FREE-THROW PERCENTAGE, MIN. 6 MADE

1.000 (6-6)	A.J. Abrams, Texas	3/23/08
1.000 (6-6)	Rickey Paulding, Missouri	3/14/02
.909 (10-11)	Clarence Gilbert, Missouri	3/14/02
.778 (7-9)	Toby Bailey, UCLA	3/13/98
.750 (6-8)	Brian Cardinal, Purdue	3/14/99

REBOUNDS

16	Damion James, Texas	3/23/08
15	Jabari Smith, Auburn	3/20/22
12	Nnanna Egwu, Illinois	3/24/13
12	Daimon Simpson, St. Mary's	3/21/08
11	Jalen Wilson, Kansas	3/27/22
11	Trent Lockett, Marquette	3/28/13
11	Toby Bailey, UCLA	3/13/98
11	Travon Bryant, Missouri	3/14/02

ASSISTS

8	Evon Mobley, Southern Cal	3/18/22
8	D.J. Augustin, Texas	3/23/08
8	Ben Richardson, Loyola Chicago	3/15/18
7	Tyrese Hunter, Iowa State	3/25/22
7	Toby Bailey, UCLA	3/13/98
7	Tony Mayfield, Purdue	3/14/99
7	Kareem Rush, Missouri	3/14/02

STEALS

4	Ochai Agbaji, Kansas	3/27/22
4	Fred VanVleet, Wichita State	3/19/16
4	Brian Cardinal, Purdue	3/14/99
4	Scoonie Penn, Ohio State	3/19/00
4	Eric Coley, Tulsa	3/24/00
4	Toby Bailey, UCLA	3/13/98

BLOCKED SHOTS

4	Alonzo Lane, Arkansas	3/17/00
4	Ken Johnson, Ohio State	3/19/00
3	Jabari Smith, Auburn	3/20/22
3	Derrick Wilson, Marquette	3/28/13
3	Colin Beatty, Pacific	3/22/13
3	Daimon Simpson, St. Mary's	3/21/08
3	Damion James, Texas	3/23/08
3	Connor Atchley, Texas	3/23/08
3	Eric Coley, Tulsa	3/24/00

TEAM RECORDS - NIT

POINTS

96	vs. Providence	3/19/63
85	vs. Florida Atlantic.....	3/16/11
81	vs. Missouri State	3/21/11

LOW:

53	vs. Creighton.....	3/20/06
----	--------------------	---------

FIELD GOALS MADE

41	vs. Providence	3/19/63
30	vs. Florida Atlantic.....	3/16/11
30	vs. St. Francis (N.Y.)	3/16/63

LOW:

19	at Richmond.....	3/24/15
----	------------------	---------

FIELD GOALS ATTEMPTS

94	vs. Providence	3/19/63
63	vs. St. Joseph's (Pa.).....	3/12/64

LOW:

44	NC Central	3/17/15
44	vs. Creighton.....	3/20/06

FIELD GOAL PERCENTAGE

.600 (30-50)	vs. Florida Atlantic.....	3/16/11
.500 (26-52)	vs. Missouri State	3/21/11
.500 (22-44)	NC Central	3/17/15

LOW:

.311 (19-61)	at Richmond.....	3/24/15
--------------	------------------	---------

THREE-POINT FG MADE*

13	vs. South Carolina	3/15/05
10	vs. Valparaiso	3/14/12
10	vs. Providence	3/18/09

LOW:

2	at Richmond.....	3/24/15
2	vs. Alabama	3/23/11

THREE-POINT FG ATTEMPTS*

27	vs. Providence	3/18/09
27	vs. South Carolina	3/15/05
25	vs. Minnesota.....	3/19/12
25	vs. Florida	3/20/09
25	vs. Penn State	3/15/95

LOW:

12	vs. Michigan.....	3/13/97
----	-------------------	---------

3-POINT FIELD GOAL PERCENTAGE

.500 (8-16)	NC Central	3/17/15
.481 (13-27)	vs. South Carolina	3/15/05
.455 (10-22)	vs. Valparaiso	3/14/12

LOW:

.125 (2-16)	at Richmond.....	3/24/15
-------------	------------------	---------

FREE THROWS MADE

30	vs. St. Joseph's (Pa.).....	3/12/64
23	at Richmond.....	3/24/15
23	NC Central	3/17/15

LOW:

4	vs. Valparaiso	3/14/12
---	----------------------	---------

FREE THROWS ATTEMPTED

40	vs. St. Joseph's (Pa.).....	3/12/64
28	at Richmond.....	3/24/15
27	Alabama.....	3/21/15

LOW:

6	vs. Valparaiso	3/14/12
6	vs. Michigan.....	3/22/06

FREE-THROW PERCENTAGE

.920 (23-25)	NC Central.....	3/17/15
.875 (21-24)	vs. Missouri State	3/21/11
.857 (18-21)	vs. Providence	3/18/09

LOW:

.583 (7-12)	vs. Florida	3/20/09
-------------	-------------------	---------

REBOUNDS

55	vs. Providence	3/19/63
47	at Richmond.....	3/24/15
45	vs. Temple.....	3/31/15

LOW:

15	vs. St. Joseph's (Pa.).....	3/12/64
----	-----------------------------	---------

ASSISTS**

16	vs. Valparaiso	3/14/12
16	vs. Providence	3/18/09
15	Alabama.....	3/21/15
15	vs. Auburn.....	3/14/01

LOW:

3	vs. St. Joseph's (Pa.).....	3/12/64
---	-----------------------------	---------

STEALS*

14	vs. Oklahoma State	3/15/06
11	vs. Auburn.....	3/14/01
9	vs. Minnesota.....	3/19/12

LOW:

1	vs. Florida Atlantic.....	3/16/11
---	---------------------------	---------

TURNOVERS*

19	vs. Alabama	3/23/11
19	vs. Providence	3/18/09
18	vs. Penn State	3/15/95

LOW:

7	at Richmond.....	3/24/15
7	vs. Florida Atlantic.....	3/16/11
7	vs. South Carolina	3/15/05

BLOCKED SHOTS*

8	vs. Stanford.....	4/2/15
8	vs. Temple.....	3/31/15
5	vs. Missouri State	3/21/11
5	vs. Michigan.....	3/22/06

LOW:

0	at Richmond.....	3/24/15
0	vs. Alabama	3/23/11

FOULS

26	vs. Penn State	3/15/95
23	vs. Providence	3/19/63
21	vs. Florida Atlantic.....	3/16/11
21	vs. Providence	3/18/09
21	vs. St. Joseph's (Pa.).....	3/12/64

LOW:

9	vs. Valparaiso	3/14/12
---	----------------------	---------

* Stats not kept in 1963 or 1964

**Stats begin in 1964

NIT ALL-TOURNAMENT TEAM

2014

Sheldon McClellan

Davon Reed

INDIVIDUAL GAME RECORDS - NIT

POINTS SCORED

35	Rick Barry vs. St. Joseph's (Pa.)	3/12/64
29	Mike McCoy vs. St. Francis (N.Y.)	3/16/63
25	Clifton Clark vs. Michigan	3/13/97
25	Jack McClinton vs. Providence	3/18/09
23	Robert Hite vs. South Carolina	3/15/05
23	Malcolm Grant vs. Florida Atlantic	3/16/11

FIELD GOALS MADE

13	Mike McCoy vs. St. Francis (N.Y.)	3/16/63
11	Clifton Clark vs. Michigan	3/13/97
9	Jack McClinton vs. Providence	3/18/09
8	Carl Stavreti vs. Providence	3/19/63
8	Ken Allen vs. Providence	3/19/63
8	Rick Barry vs. St. Joseph's (Pa.)	3/12/64
8	Guillermo Diaz vs. South Carolina	3/15/05
8	Robert Hite vs. South Carolina	3/15/05
8	Guillermo Diaz vs. Michigan	3/22/06

FIELD GOALS ATTEMPTS

24	Mike McCoy vs. St. Francis (N.Y.)	3/16/63
21	Clifton Clark vs. Michigan	3/13/97
21	Jack McClinton vs. Providence	3/18/09
20	Robert Hite vs. Oklahoma State	3/15/06
19	Ken Allen vs. Providence	3/19/63
19	Robert Hite vs. South Carolina	3/15/05

FIELD GOAL PERCENTAGE, MIN. 5 MADE

.750 (6-8)	Reggie Johnson vs. Alabama	3/23/11
.714 (5-7)	Raymond Hicks vs. Michigan	3/22/06
.700 (7-10)	Reggie Johnson vs. FAU	3/16/11
.667 (6-9)	Dwayne Collins vs. Florida	3/20/09
.667 (6-9)	Constantin Popa vs. Penn State	3/15/95

3-POINT FIELD GOALS MADE

7	Jack McClinton vs. Providence	3/18/09
5	Robert Hite vs. South Carolina	3/15/05
4	Guillermo Diaz vs. South Carolina	3/15/05
4	Anthony Harris vs. South Carolina	3/15/05
4	Robert Hite vs. Creighton	3/20/06
4	Guillermo Diaz vs. Michigan	3/22/06
4	Adrian Thomas vs. Missouri State	3/21/11
4	Rion Brown vs. Valparaiso	3/14/12

3-POINT FG ATTEMPTS

14	Jack McClinton vs. Providence	3/18/09
10	Guillermo Diaz vs. South Carolina	3/15/05
10	Robert Hite vs. South Carolina	3/15/05
10	Guillermo Diaz vs. Michigan	3/22/06
9	Steven Edwards vs. Penn State	3/15/95
9	Jack McClinton vs. Florida	3/20/09
9	Adrian Thomas vs. Missouri State	3/21/11

3-POINT FG PERCENTAGE, MIN. 4 MADE

.571 (4-7)	Rion Brown vs. Valparaiso	3/14/12
.571 (4-7)	Anthony Harris vs. So. Carolina	3/15/05
.500 (7-14)	Jack McClinton vs. Providence	3/18/09
.500 (5-10)	Robert Hite vs. South Carolina	3/15/05
.500 (4-8)	Robert Hite vs. Creighton	3/20/06
.444 (4-9)	Adrian Thomas vs. Missouri State	3/21/11

FREE THROWS MADE

19	Rick Barry vs. St. Joseph's (Pa.)	3/12/64
10	Manu Lecomte vs. NC Central	3/17/15
10	Durand Scott vs. Florida Atlantic	3/16/11
9	Davon Reed vs. Alabama	3/21/15
8	Davon Reed at Richmond	3/24/15
8	Guillermo Diaz vs. Oklahoma State	3/15/06
8	Malcolm Grant vs. Florida Atlantic	3/16/11

FREE THROWS ATTEMPTED

22	Rick Barry vs. St. Joseph's (Pa.)	3/12/64
14	Davon Reed vs. Alabama	3/21/15
11	Davon Reed at Richmond	3/24/15
11	Manu Lecomte vs. NC Central	3/17/15
11	Malcolm Grant vs. Florida Atlantic	3/16/11

FREE-THROW PERCENTAGE, MIN. 6 MADE

1.000 (10-10)	Durand Scott vs. FAU	3/16/11
1.000 (6-6)	Manu Lecomte vs. Alabama	3/21/15
1.000 (6-6)	Reggie Johnson vs. Minnesota	3/19/12
90.9 (10-11)	Manu Lecomte vs. NC Central	3/17/15
.875 (7-8)	Durand Scott vs. Alabama	3/23/11
.864 (19-22)	Rick Barry vs. St. Joseph's (Pa.)	3/12/64

REBOUNDS

20	Jack Spisak vs. Providence	3/19/63
20	Rick Barry vs. St. Joseph's (Pa.)	3/12/64
20	Reggie Johnson vs. Florida Atlantic	3/16/11
15	James Jones vs. Auburn	3/14/01
13	Jack Spisak vs. St. Francis (N.Y.)	3/16/63

ASSISTS

6	Davon Reed vs. NC Central	3/17/15
5	Vernon Jennings vs. Georgetown	3/6/97
5	Michael Simmons vs. Auburn	3/14/01
5	Guillermo Diaz vs. South Carolina	3/15/05
5	Denis Clemente vs. Oklahoma State	3/15/06
5	Guillermo Diaz vs. Creighton	3/20/06
5	James Dews vs. Providence	3/18/09

STEALS

6	John Salmons vs. Auburn	3/14/01
4	Robert Hite vs. Oklahoma State	3/15/06
3	DeQuan Jones vs. Minnesota	3/19/12
3	Kevin Norris vs. Michigan	3/13/97
3	Anthony King vs. Oklahoma State	3/15/06
3	Gary Hamilton vs. Oklahoma State	3/15/06
3	Guillermo Diaz vs. Oklahoma State	3/15/06
3	Adrian Thomas vs. Florida	3/20/09
3	DeQuan Jones vs. Alabama	3/23/11

BLOCKED SHOTS

4	Anthony King vs. Michigan	3/22/06
3	Omar Sherman vs. Stanford	4/2/15
3	Davon Reed vs. Temple	3/31/15
3	Anthony King vs. South Carolina	3/15/05
3	DeQuan Jones vs. Missouri State	3/21/11
3	Reggie Johnson vs. Valparaiso	3/14/12

INDIVIDUAL CAREER RECORDS - NIT

POINTS SCORED (GAMES)

73	Robert Hite (4)	2005, 2006
68	Guillermo Diaz (4)	2005, 2006
66	Sheldon McClellan (5)	2015
58	Durand Scott (3)	2011
58	Rick Barry (3)	1963, 1964

FIELD GOALS MADE

27	Robert Hite (4)	2005, 2006
24	Guillermo Diaz (4)	2005, 2006
23	Reggie Johnson (5)	2011, 2012
21	Sheldon McClellan (5)	2015
20	Mike McCoy (2)	1963

FIELD GOAL ATTEMPTS

67	Robert Hite (4)	2005, 2006
55	Guillermo Diaz (4)	2005, 2006
53	Sheldon McClellan (5)	2015
41	Rick Barry (3)	1963, 1964
38	Reggie Johnson (5)	2011, 2012
38	Malcolm Grant (5)	2011, 2012

FIELD GOAL PERCENTAGE, MIN. 9 MADE

.818 (9-11)	Julian Gamble (5)	2009, 2011
.605 (23-38)	Reggie Johnson (5)	2011, 2012
.555 (10-18)	DeQuan Jones (7)	2009, 2011, 2012
.541 (20-37)	Mike McCoy (2)	1963
.523 (11-21)	Clifton Clark (1)	1997

3-POINT FIELD GOALS MADE

14	Robert Hite (4)	2005, 2006
10	Guillermo Diaz (4)	2005, 2006
10	Jack McClinton (2)	2009
8	Adrian Thomas (6)	2006, 2009, 2011
7	Deandre Burnett (5)	2015
7	Rion Brown (5)	2011, 2012
7	Malcolm Grant (5)	2011, 2012

3-POINT FIELD GOALS ATTEMPTED

33	Robert Hite (4)	2005, 2006
28	Adrian Thomas (6)	2006, 2009, 2011
27	Guillermo Diaz (4)	2005, 2006
24	Malcolm Grant (5)	2011, 2012
23	Jack McClinton (2)	2009

3-POINT FIELD GOAL PCT, MIN. 4 MADE

.435 (10-23)	Jack McClinton (2)	2009
.424 (14-33)	Robert Hite (4)	2005, 2006
.417 (5-12)	Anthony Harris (3)	2006
.370 (10-27)	Guillermo Diaz (4)	2005, 2006
.350 (7-20)	Deandre Burnett (5)	2015
.350 (7-20)	Rion Brown (5)	2011, 2012

FREE THROWS MADE

26	Davon Reed (5)	2015
24	Rick Barry (3)	1963, 1964
23	Durand Scott (3)	2011
19	Manu Lecomte (5)	2015
18	Sheldon McClellan (5)	2015

FREE THROWS ATTEMPTED

37	Davon Reed (5)	2015
31	Rick Barry (3)	1963, 1964
26	Durand Scott (3)	2011
22	Rick Barry (1)	1964
21	Manu Lecomte (5)	2015

FREE-THROW PERCENTAGE, MIN. 10 MADE

.909 (10-11)	Reggie Johnson (5)	2011, 2012
.905 (19-21)	Manu Lecomte (5)	2015
.900 (18-20)	Sheldon McClellan (5)	2015
.885 (23-26)	Durand Scott (3)	2011
.774 (24-31)	Rick Barry (3)	1963, 1964

REBOUNDS

49	Reggie Johnson (5)	2011, 2012
38	Rick Barry (3)	1963, 1964
35	Davon Reed (5)	2015
33	Jack Spisak (2)	1963
30	Tonye Jekiri (4)	2015

ASSISTS

19	Davon Reed (5)	2015
14	Guillermo Diaz (4)	2005, 2006
10	Durand Scott (3)	2011
10	Malcolm Grant (5)	2011, 2012
8	Ja'Quan Newton (5)	2015
8	Reggie Johnson (5)	2011, 2012
8	Denis Clemente (3)	2006

STEALS

8	DeQuan Jones, (7)	2009, 2011, 2012
6	John Salmons (1)	2001
6	Guillermo Diaz (4)	2005, 2006
6	Anthony King (3)	2006
6	Gary Hamilton (3)	2006

BLOCKED SHOTS

10	Anthony King (3)	2006
5	Davon Reed (5)	2015
5	Omar Sherman (5)	2015
5	Reggie Johnson (5)	2011, 2012
4	Ivan Cruz Uceda (5)	2015
4	DeQuan Jones (7)	2009, 2011, 2012

OPPONENT TEAM RECORDS - NIT

POINTS

106	Providence	3/19/63
86	St. Joseph's (Pa.)	3/12/64
79	Alabama	3/23/11

LOW:

50	Valparaiso	3/14/12
----	------------	---------

FIELD GOALS MADE

39	Providence	3/19/63
37	St. Joseph's (Pa.)	3/12/64
30	Alabama	3/23/11

LOW:

17	Penn State	3/15/95
----	------------	---------

FIELD GOALS ATTEMPTS

85	Providence	3/19/63
75	St. Joseph's (Pa.)	3/12/64
66	vs. Stanford	4/2/15
66	Missouri State	3/21/11

LOW:

45	Oklahoma State	3/15/06
----	----------------	---------

FIELD GOAL PERCENTAGE

.596 (28-47)	Michigan	3/13/97
.583 (28-48)	Minnesota	3/19/12
.545 (30-55)	Alabama	3/23/11

LOW:

.302 (19-63)	vs. Temple	3/31/15
--------------	------------	---------

THREE-POINT FG MADE*

13	Missouri State	3/21/11
10	Florida	3/20/09
8	NC Central	3/17/15
8	Providence	3/18/09
8	Michigan	3/22/06
8	Creighton	3/20/06

LOW:

2	vs. Temple	3/31/15
---	------------	---------

THREE-POINT FG ATTEMPTS*

29	Missouri State	3/21/11
27	Alabama	3/21/15
27	Valparaiso	3/14/12
27	Florida	3/20/09
27	Providence	3/18/09
27	Creighton	3/20/06

LOW:

12	Michigan	3/13/97
----	----------	---------

3-POINT FIELD GOAL PERCENTAGE, MIN. 4 MADE

.533 (8-15)	Michigan	3/22/06
.500 (6-12)	Michigan	3/13/97
.471 (8-17)	NC Central	3/17/15

LOW:

.105 (2-19)	vs. Temple	3/31/15
-------------	------------	---------

FREE THROWS MADE

28	Providence	3/19/63
24	Penn State	3/15/95
21	Michigan	3/22/06

LOW:

6	Creighton	3/20/06
---	-----------	---------

FREE THROWS ATTEMPTED

34	Providence	3/19/63
29	Penn State	3/15/95
27	Providence	3/18/09

LOW:

8	Creighton	3/20/06
---	-----------	---------

FREE-THROW PERCENTAGE

.955 (21-22)	Michigan	3/22/06
.842 (16-19)	Minnesota	3/19/12
.828 (24-29)	Penn State	3/15/95

LOW:

.556 (10-18)	South Carolina	3/15/05
--------------	----------------	---------

REBOUNDS

60	St. Joseph's (Pa.)	3/12/64
46	Providence	3/19/63
45	vs. Stanford	4/2/15

LOW:

21	NC Central	3/17/15
----	------------	---------

ASSISTS**

20	Florida	3/20/09
17	Michigan	3/13/97
15	Creighton	3/20/06

LOW:

6	FAU	3/16/11
6	St. Joseph's (Pa.)	3/12/64

STEALS*

13	Alabama	3/23/11
10	Auburn	3/14/01
10	Penn State	3/15/95

LOW:

2	Minnesota	3/19/12
2	Creighton	3/20/06
2	South Carolina	3/15/05

TURNOVERS*

22	Oklahoma State	3/15/06
19	Auburn	3/14/01
18	Minnesota	3/19/12

LOW:

6	vs. Temple	3/31/15
6	Alabama	3/21/15

BLOCKED SHOTS*

15	Auburn	3/14/01
7	vs. Temple	3/31/15
7	Alabama	3/23/11
7	Michigan	3/13/97

LOW:

0	NC Central	3/17/15
0	Valparaiso	3/14/12
0	Florida	3/20/09

FOULS*

25	St. Joseph's (Pa.)	3/12/64
22	Alabama	3/23/11

LOW:

9	Michigan	3/22/06
9	Creighton	3/20/06

**Stats began in 1964

* Stats not kept in 1963 or 1964

OPPONENT INDIVIDUAL GAME RECORDS - NIT

POINTS SCORED

38	Ray Flynn (Providence)	3/19/63
30	Steve Courtin (St. Joseph's, Pa.)	3/12/64
26	Jimmy Stone (Providence)	3/19/63
26	Adam Leonard (Missouri State)	3/21/11

FIELD GOALS MADE

16	Ray Flynn (Providence)	3/19/63
13	Steve Courtin (St. Joseph's, Pa.)	3/12/64
11	Jordan Parks (NC Central)	3/17/15

FIELD GOALS ATTEMPTED

26	Ray Flynn (Providence)	3/19/63
19	Jimmy Stone (Providence)	3/19/63
19	Steve Courtin (St. Joseph's, Pa.)	3/12/64

FIELD GOAL PERCENTAGE, MIN. 5 MADE

.900 (9-10)	Rodney Williams (Minnesota)	3/19/12
.857 (6-7)	John Amaechi (Penn State)	3/15/95
.846 (11-13)	Jordan Parks (NC Central)	3/17/15

3-POINT FIELD GOALS MADE

7	Adam Leonard (Missouri State)	3/21/11
4	Johnny Mathies (Creighton)	3/20/06
4	Jimmy Motz (Creighton)	3/20/06
4	Brian McKenzie (Providence)	3/18/09
4	Nick Calathes (Florida)	3/20/09
4	Kyle Weems (Missouri State)	3/21/11
4	Julian Welch (Minnesota)	3/19/12

3-POINT FIELD GOALS ATTEMPTED

11	Johnny Mathies (Creighton)	3/20/06
11	Kyle Weems (Missouri State)	3/21/11
10	Pete Lisicky (Penn State)	3/15/95

3-POINT FIELD GOAL PERCENTAGE, MIN. 4 MADE

1.000 (4-4)	Julian Welch (Minnesota)	3/19/12
.875 (7-8)	Adam Leonard (Missouri St)	3/21/11
.667 (4-6)	Jimmy Motz (Creighton)	3/20/06

FREE THROWS MADE

10	Lester Abram (Michigan)	3/22/06
9	John Amaechi (Penn State)	3/15/95
9	Weyinmi Efejuku (Providence)	3/18/09

FREE THROWS ATTEMPTED

12	Jonathan Kale (Providence)	3/18/09
10	Nimrod Hilliard (NC Central)	3/17/15
10	James Raftery (St. Francis, N.Y.)	3/16/63
10	Jimmy Stone (Providence)	3/19/63
10	John Amaechi (Penn State)	3/15/95
10	Lester Abram (Michigan)	3/22/06
10	Weyinmi Efejuku (Providence)	3/18/09

FREE-THROW PERCENTAGE, MIN. 6 MADE

1.000 (10-10)	Lester Abram (Michigan)	3/22/06
1.000 (7-7)	Obi Enechionya (Temple)	3/31/15
1.000 (6-6)	Vin Flynn (Providence)	3/19/63
1.000 (6-6)	Daniel Horton (Michigan)	3/22/06
.900 (9-10)	John Amaechi (Penn State)	3/15/95
.900 (9-10)	Weyinmi Efejuku (Providence)	3/18/09

REBOUNDS

14	Larry Hofmann (St. Joseph's, Pa.)	3/12/64
12	Anthony Brown (Stanford)	4/2/15
12	Jimmy Stone (Providence)	3/19/63
12	Alex Tyus (Florida)	3/20/09

ASSISTS

8	Travis Conlan (Michigan)	3/13/97
7	Dan Earl (Penn State)	3/15/95
7	Jamison Brewer (Auburn)	3/14/01
7	Nick Calathes (Florida)	3/20/09

STEALS

4	Jesse Morgan (Temple)	3/31/15
4	Levi Randolph (Alabama)	3/21/15
4	JaMychal Green (Alabama)	3/23/11
4	Ryan Broekhoff (Valparaiso)	3/14/12

BLOCKED SHOTS

13	Kyle Davis (Auburn)	3/14/01
5	Obi Enechionya (Temple)	3/31/15
4	Brandon Wallace (South Carolina)	3/15/05

TEAM RECORDS - ACC TOURNAMENT

POINTS SCORED

88	vs. Virginia Tech	3/10/16
87	vs. North Carolina	3/17/13
83	vs. Wake Forest	3/11/10
81	vs. NC State	3/16/13
79	vs. Wake Forest	3/12/19

FIELD GOALS MADE

31	vs. Duke	3/11/22
30	vs. Boston College	3/10/22
30	vs. Virginia Tech	3/10/16
30	vs. North Carolina	3/17/13
30	vs. Wake Forest	3/11/10
29	vs. Boston College	3/9/07

FIELD GOAL ATTEMPTS

70	vs. North Carolina	3/8/15
64	vs. Florida State	3/9/12
64	vs. Virginia	3/10/11
64	vs. Virginia	3/10/05
63	vs. Clemson	3/11/20
63	vs. Duke	3/10/06

FIELD GOAL PERCENTAGE

.566 (30-53)	vs. Virginia Tech	3/10/16
.548 (23-42)	vs. Virginia	3/11/16
.537 (29-54)	vs. Clemson	3/10/21
.536 (30-56)	vs. Boston College	3/10/22
.527 (29-55)	vs. Boston College	3/9/07

3-POINT FIELD GOALS MADE

12	vs. North Carolina	3/17/13
11	vs. Clemson	3/11/20
10	vs. Florida State	3/9/12
10	vs. Virginia	3/10/11
9	vs. Syracuse	3/8/17
9	vs. North Carolina	3/11/11

3-POINT FIELD GOALS ATTEMPTED

36	vs. Clemson	3/11/20
29	vs. Virginia Tech	3/13/19
29	vs. Virginia	3/10/11
26	vs. North Carolina	3/11/11
25	vs. Virginia Tech	3/12/14
25	vs. Florida State	3/9/12

3-POINT FIELD GOAL PERCENTAGE

.545 (12-22)	vs. North Carolina	3/17/13
.533 (8-15)	vs. Duke	3/13/10
.500 (4-8)	vs. Virginia Tech	3/10/16
.471 (8-17)	vs. Wake Forest	3/11/10
.467 (7-15)	vs. Boston College	3/9/07

FREE THROWS MADE

26	vs. NC State	3/13/08
23	vs. NC State	3/16/13
22	vs. Pittsburgh	3/9/21
22	vs. Maryland	3/8/07
20	vs. Virginia Tech	3/10/16

FREE THROWS ATTEMPTED

30	vs. NC State	3/13/08
30	vs. NC State	3/16/13
28	vs. Pittsburgh	3/9/21
28	vs. Maryland	3/8/07
28	vs. Virginia	3/10/05

FREE-THROW PERCENTAGE, MIN. 6 FTA

1.000 (6-6)	vs. Boston College	3/9/07
.867 (26-30)	vs. NC State	3/13/08
.842 (16-19)	vs. Virginia Tech	3/12/14
.833 (15-18)	vs. Wake Forest	3/11/10
.789 (15-19)	vs. Georgia Tech	3/8/12

REBOUNDS

47	vs. Virginia	3/10/05
46	vs. Virginia Tech	3/12/10
46	vs. Duke	3/10/06
45	vs. Virginia	3/10/11
42	vs. Maryland	3/8/07

ASSISTS

18	vs. Virginia Tech	3/10/16
17	vs. Duke	3/11/22
17	vs. Pittsburgh	3/9/21
14	vs. Boston College	3/10/22
14	vs. Wake Forest	3/11/10
14	vs. Duke	3/10/06

STEALS

12	vs. North Carolina	3/11/11
11	vs. Virginia Tech	3/10/16
11	vs. Georgia Tech	3/8/12
11	vs. NC State	3/13/08
10	vs. Notre Dame	3/12/15

BLOCKED SHOTS

7	vs. Maryland	3/8/07
6	vs. North Carolina	3/8/18
6	vs. Virginia	3/10/11
6	vs. Clemson	3/9/06
5	vs. Georgia Tec	3/11/21
5	vs. Virginia Tech	3/12/10
5	vs. Duke	3/10/06

INDIVIDUAL GAME RECORDS - ACC TOURNAMENT

POINTS SCORED

32	Durand Scott vs. NC State	3/16/13
28	Shane Larkin vs. North Carolina	3/17/13
23	Shane Larkin vs. NC State	3/16/13
25	Kameron McGusty vs. Georgia Tech	3/11/21
22	Rion Brown vs. NC State	3/13/14
22	Reggie Johnson vs. Wake Forest	3/11/10
22	Guillermo Diaz vs. Clemson	3/9/06

FIELD GOALS MADE

12	Durand Scott vs. NC State	3/16/13
11	Kameron McGusty vs. Duke	3/11/22
10	Kameron McGusty vs. Georgia Tech	3/11/21
10	Durand Scott vs. Duke	3/13/10
9	Bruce Brown vs. North Carolina	3/9/17

FIELD GOAL ATTEMPTS

19	Kameron McGusty vs. Duke	3/11/22
19	Guillermo Diaz vs. Duke	3/10/06
18	Durand Scott vs. NC State	3/16/13
17	Chris Lykes vs. Virginia Tech	3/13/19
17	Jack McClinton vs. Virginia Tech	3/14/08
17	Robert Hite vs. Clemson	3/9/06

FIELD GOAL PERCENTAGE, MIN. 6 MADE

1.000 (6-6)	Reggie Johnson vs. Wake Forest	3/11/10
.750 (6-8)	Jordan Miller vs. Boston College	3/10/22
.692 (9-13)	Bruce Brown vs. North Carolina	3/9/17
.667 (12-18)	Durand Scott vs. NC State	3/16/13
.667 (10-15)	Durand Scott vs. Duke	3/13/10
.667 (8-12)	DJ Vasiljevic vs. Wake Forest	3/12/19
.667 (8-12)	Sheldon McClellan vs. Virginia Tech	3/10/16

3-POINT FIELD GOALS MADE

6	Trey McKinney Jones vs. North Carolina	3/17/13
5	Chris Lykes vs. Clemson	3/11/20
5	Durand Scott vs. NC State	3/16/13
5	Malcolm Grant vs. Florida State	3/9/12
4	DJ Vasiljevic vs. Virginia Tech	3/13/19
4	DJ Vasiljevic vs. Wake Forest	3/12/19
4	Davon Reed vs. Virginia Tech	3/12/14
4	Shane Larkin vs. North Carolina	3/17/13
4	Shane Larkin vs. Boston College	3/15/13
4	Malcolm Grant vs. North Carolina	3/11/11
4	Adrian Thomas vs. North Carolina	3/11/11
4	Jack McClinton vs. Boston College	3/9/07

3-POINT FIELD GOALS ATTEMPTED

11	Chris Lykes vs. Clemson	3/11/20
11	Adrian Thomas vs. North Carolina	3/11/11
11	Malcolm Grant vs. Virginia	3/10/11
11	Jack McClinton vs. Virginia Tech	3/14/08
10	DJ Vasiljevic vs. Wake Forest	3/13/19
10	Rion Brown vs. Virginia Tech	3/12/14

3-POINT FIELD GOAL PERCENTAGE, MIN. 4 MADE

.667 (6-9)	Trey McKinney Jones vs. North Carolina	3/17/13
.625 (5-8)	Durand Scott vs. NC State	3/16/13
.625 (5-8)	Malcolm Grant vs. Florida State	3/9/12
.571 (4-7)	DJ Vasiljevic vs. Wake Forest	3/12/19
.571 (4-7)	Davon Reed vs. Virginia Tech	3/12/14
.571 (4-7)	Shane Larkin vs. North Carolina	3/17/13
.571 (4-7)	Malcolm Grant vs. North Carolina	3/11/11

FREE THROWS MADE

10	Anthony King vs. Duke	3/10/06
10	Guillermo Diaz vs. Virginia	3/10/05
9	Isaiah Wong vs. Pittsburgh	3/9/21
9	Ja'Quan Newton vs. Virginia	3/11/16
8	Shane Larkin vs. North Carolina	3/17/13
8	Shane Larkin vs. NC State	3/16/13
8	Reggie Johnson vs. Duke	3/13/10
8	James Dews vs. NC State	3/13/08
8	Brian Asbury vs. Maryland	3/8/07

FREE THROWS ATTEMPTED

12	Anthony King vs. Duke	3/10/06
12	Guillermo Diaz vs. Virginia	3/10/05
11	Ja'Quan Newton vs. Virginia	3/11/16
10	Nysier Brooks vs. Georgia Tech	3/11/21
10	Isaiah Wong vs. Pittsburgh	3/9/21
10	Shane Larkin vs. NC State	3/16/13
10	Reggie Johnson vs. Duke	3/13/10

FREE-THROW PERCENTAGE, MIN. 6 MADE

1.000 (8-8)	Shane Larkin vs. North Carolina	3/17/13
1.000 (8-8)	James Dews vs. NC State	3/13/08
1.000 (6-6)	Chris Lykes vs. Wake Forest	3/12/19
1.000 (6-6)	Angel Rodriguez vs. Virginia Tech	3/10/16
1.000 (6-6)	Manu Lecomte vs. Virginia Tech	3/11/15
1.000 (6-6)	Malcolm Grant vs. Duke	3/13/10
1.000 (6-6)	Reggie Johnson vs. Wake Forest	3/11/10

REBOUNDS

14	Anthony King vs. Virginia	3/10/05
13	Jordan Miller vs. Duke	3/11/22
13	Julian Gamble vs. Wake Forest	3/11/10
12	Tonye Jekiri vs. Virginia Tech	3/12/14
12	Reggie Johnson vs. Virginia Tech	3/12/10
12	Dwayne Collins vs. Maryland	3/8/07
12	Robert Hite vs. Clemson	3/9/06

ASSISTS

9	Angel Rodriguez vs. Virginia Tech	3/10/16
8	Charlie Moore vs. Duke	3/11/22
7	Sam Waardenburg vs. Duke	3/11/22
7	Anthony Lawrence II vs. Virginia Tech	3/13/19
7	Shane Larkin vs. North Carolina	3/17/13
7	Malcolm Grant vs. Virginia	3/10/11
7	Lance Hurdle vs. Virginia Tech	3/12/09

STEALS

5	Jack McClinton v. NC State	3/13/08
4	Anthony Lawrence II vs. North Carolina	3/9/17
4	Sheldon McClellan vs. Notre Dame	3/12/15
4	Malcolm Grant vs. North Carolina	3/11/11

BLOCKED SHOTS

5	Jimmy Graham vs. Maryland	3/8/07
4	Anthony King vs. Clemson	3/9/06
3	Sam Waardenburg vs. Boston College	3/10/22
3	Anthony Lawrence II vs. N. Carolina	3/15/18
3	Julian Gamble vs. North Carolina	3/17/13
3	Reggie Johnson vs. Virginia	3/10/11
3	Reggie Johnson vs. Virginia Tech	3/12/10
3	Julian Gamble vs. Wake Forest	3/11/10

INDIVIDUAL CAREER RECORDS - ACC TOURNAMENT

POINTS SCORED (GAMES)

124	Durand Scott (9)2010, 2011, 2012, 2013
105	Kameron McGusty (6) 2020, 2021, 2022
99	Shane Larkin (5) 2012, 2013
93	Rion Brown (9)2011, 2012, 2013, 2014
88	Malcolm Grant (7)2010, 2011, 2012

FIELD GOALS MADE

49	Durand Scott (9)2010, 2011, 2012, 2013
43	Kameron McGusty (6) 2020, 2021, 2022
32	Shane Larkin (5) 2012, 2013
31	Rion Brown (9)2011, 2012, 2013, 2014
27	Reggie Johnson (10)2010, 2011, 2012, 2013

FIELD GOAL ATTEMPTS

97	Durand Scott (9)2010, 2011, 2012, 2013
89	Kameron McGusty (6) 2020, 2021, 2022
71	Rion Brown (9)2011, 2012, 2013, 2014
69	Isaiah Wong (6) 2020, 2021, 2022
67	Shane Larkin (5) 2012, 2013

FIELD GOAL PERCENTAGE, MIN. 20 MADE

.684 (26-38)	Julian Gamble (9) 2009, '10, '11, '13
.512 (22-43)	Sheldon McClellan (4)2015, '16
.509 (27-53)	Reggie Johnson (10)	..2010, '11, '12, '13
.505 (49-97)	Durand Scott (9) 2010, '11, '12, '13

3-POINT FIELD GOALS MADE

17	DJ Vasiljevic (6) 2017, 2018, 2019, 2020
17	Malcolm Grant (7)2010, 2011, 2012
15	Davon Reed (8) 2014, 2015, 2016, 2017
15	Rion Brown (9)2011, 2012, 2013, 2014
14	Adrian Thomas (6)2009, 2010, 2011
11	Davon Reed (6) 2014, 2015, 2016
11	Shane Larkin (5) 2012, 2013

3-POINT FIELD GOALS ATTEMPTED

43	DJ Vasiljevic (6) 2017, 2018, 2019, 2020
42	Rion Brown (9)2011, 2012, 2013, 2014
40	Malcolm Grant (7)2010, 2011, 2012
35	Adrian Thomas (6)2009, 2010, 2011
34	Kameron McGusty (6) 2020, 2021, 2022
34	Davon Reed (8) 2014, 2015, 2016, 2017

3-POINT FIELD GOAL PERCENTAGE, MIN. 9 MADE

.500 (11-22)	Davon Reed (6) 2014, 2015, 2016
.450 (9-20)	Trey McKinney Jones (5) 2012, 2013
.444 (12-27)	Rion Brown (7)2011, 2012, 2013
.425 (17-40)	Malcolm Grant (7)2010, 2011, 2012
.407 (11-27)	Shane Larkin (5) 2012, 2013

FREE THROWS MADE

25	Malcolm Grant (7)2010, 2011, 2012
24	Shane Larkin (5) 2012, 2013
24	Reggie Johnson (10)2010, 2011, 2012, 2013
23	Isaiah Wong (4) 2020, 2021
18	Durand Scott (9)2010, 2011, 2012, 2013

FREE THROWS ATTEMPTED

36	Reggie Johnson (10)2010, 2011, 2012, 2013
29	Isaiah Wong (6) 2020, 2021, 2022
28	Malcolm Grant (7)2010, 2011, 2012
27	Shane Larkin (5) 2012, 2013
24	Durand Scott (9)2010, 2011, 2012, 2013

FREE-THROW PERCENTAGE, MIN. 15 MADE

.941 (16-17)	Jack McClinton (5) 2007, 2008, 2009
.893 (25-28)	Malcolm Grant (7)2010, 2011, 2012
.889 (24-27)	Shane Larkin (5) 2012, 2013
.889 (16-18)	Rion Brown (9)	..2011, 2012, 2013, 2014
.762 (16-21)	Guillermo Diaz (3) 2005, 2006

NOTE: Isaiah Wong's mark of .793 (23-29) through 2021-22 would rank fifth if his career was complete

REBOUNDS

65	Reggie Johnson (10)2010, 2011, 2012, 2013
59	Tonye Jekiri (9) 2013, 2014, 2015, 2016
43	Julian Gamble (9)2009, 2010, 2011, 2013
41	Durand Scott (9)2010, 2011, 2012, 2013
40	Anthony King (5) 2005, 2006, 2008

ASSISTS

27	Malcolm Grant (7)2010, 2011, 2012
23	Shane Larkin (5) 2012, 2013
19	Isaiah Wong (6) 2020, 2021, 2022
18	Ja'Quan Newton (7) 2015, 2016, 2017, 2018
18	Durand Scott (9)2010, 2011, 2012, 2013

STEALS

13	Durand Scott (9)2010, 2011, 2012, 2013
11	Shane Larkin (5) 2012, 2013
8	Anthony Lawrence II (7)	.. 2016, 2017, 2018, 2019
8	Davon Reed (8) 2014, 2015, 2016, 2017
8	Angel Rodriguez (4) 2015, 2016
8	Sheldon McClellan (4) 2015, 2016
8	Jack McClinton (5) 2007, 2008, 2009

BLOCKED SHOTS

12	Jimmy Graham (7) 2006, 2007, 2008, 2009
11	Julian Gamble (9)2009, 2010, 2011, 2013
10	Reggie Johnson (10)2010, 2011, 2012, 2013
8	Sam Waardenburg (6)	... 2018, 2019, 2020, 2022
7	Tonye Jekiri (9) 2013, 2014, 2015, 2016
7	Anthony King (5) 2005, 2006, 2008

OPPONENT TEAM RECORDS - ACC TOURNAMENT

POINTS SCORED

82	North Carolina	3/8/18
82	Virginia Tech	3/10/16
82	Florida State	3/9/12
80	Duke	3/11/22
80	Duke	3/10/06

FIELD GOALS MADE

29	Duke	3/11/22
29	Boston College	3/10/22
29	Pittsburgh	3/9/21
29	North Carolina	3/8/18
28	North Carolina	3/9/17
27	Virginia Tech	3/13/19
27	Wake Forest	3/12/19
27	North Carolina	3/17/13

FIELD GOAL ATTEMPTS

71	North Carolina	3/8/18
68	Clemson	3/9/06
63	Virginia Tech	3/12/10

FIELD GOAL PERCENTAGE

.528 (28-53)	North Carolina	3/9/17
.520 (26-50)	Virginia	3/11/16
.500 (29-58)	Duke	3/11/22
.500 (27-54)	Virginia Tech	3/13/19
.500 (25-50)	NC State	3/16/13
.500 (21-42)	Virginia Tech	3/12/09

3-POINT FIELD GOALS MADE

13	North Carolina	3/17/13
12	Clemson	3/10/21
12	Duke	3/10/06
11	Virginia Tech	3/13/19
11	Boston College	3/9/07

3-POINT FIELD GOALS ATTEMPTED

32	Duke	3/10/06
29	North Carolina	3/17/13
27	Virginia Tech	3/13/19

3-POINT FIELD GOAL PERCENTAGE

.563 (9-16)	Florida State	3/9/12
.522 (12-23)	Clemson	3/10/21
.476 (10-21)	North Carolina	3/11/11
.467 (7-15)	Georgia Tech	3/11/21
.467 (7-15)	Virginia Tech	3/14/08

FREE THROWS MADE

28	Virginia Tech	3/10/16
25	Florida State	3/9/12
19	Notre Dame	3/12/15
19	Virginia Tech	3/12/09

FREE THROWS ATTEMPTED

32	Florida State	3/9/12
31	Virginia Tech	3/10/16
28	Wake Forest	3/11/10

FREE-THROW PERCENTAGE, MIN. 6 FTA

1.000 (6-6)	Clemson	3/10/21
.947 (18-19)	Clemson	3/11/20
.923 (12-13)	Syracuse	3/8/17
.909 (10-11)	North Carolina	3/17/13
.903 (28-31)	Virginia Tech	3/10/16

REBOUNDS

52	North Carolina	3/8/18
51	Virginia Tech	3/14/08
48	Clemson	3/9/06

ASSISTS

21	North Carolina	3/9/17
19	North Carolina	3/8/18
17	Boston College	3/10/22
17	Virginia Tech	3/13/19
17	NC State	3/13/14
17	North Carolina	3/17/13
17	North Carolina	3/11/11

STEALS

13	Virginia Tech	3/12/10
11	Maryland	3/8/07
10	NC State	3/16/13

BLOCKED SHOTS

8	Duke	3/11/22
8	North Carolina	3/8/18
8	Florida State	3/9/12
7	Notre Dame	3/12/15
7	Maryland	3/8/07
7	Duke	3/10/06

OPPONENT INDIVIDUAL GAME RECORDS - ACC TOURNAMENT

POINTS SCORED

32	Tyrese Rice (Boston College)	3/9/07
32	J.R. Reynolds (Virginia)	3/10/05
28	Femi Odukale (Pittsburgh)	3/9/21
28	P.J. Hairston (North Carolina)	3/17/13

FIELD GOALS MADE

11	Femi Odukale (Pittsburgh)	3/9/21
10	J.R. Reynolds (Virginia)	3/10/05
9	Nike Sibande (Pittsburgh)	3/9/21
9	Theo Pinson (North Carolina)	3/8/18
9	T.J. Warren (NC State)	3/13/14
9	P.J. Hairston (North Carolina)	3/17/13
9	Tyrese Rice (Boston College)	3/9/07
9	J.J. Redick (Duke)	3/10/06

FIELD-GOAL ATTEMPTS

20	Justin Champagnie (Pittsburgh)	3/9/21
18	T.J. Warren (NC State)	3/13/14
17	P.J. Hairston (North Carolina)	3/17/13
17	J.J. Redick (Duke)	3/10/06

FIELD GOAL PERCENTAGE, MIN. 5 MADE

.800 (8-10)	Paolo Banchemo (Duke)	3/11/22
.750 (9-12)	Theo Pinson (North Carolina)	3/8/18
.750 (6-8)	T.J. Warren (North Carolina)	3/16/13
.714 (10-14)	J.R. Reynolds (Virginia)	3/10/05
.714 (5-7)	Michael Snaer (Florida State)	3/9/12

3-POINT FIELD GOALS MADE

6	P.J. Hairston (North Carolina)	3/17/13
6	Scott Wood (NC State)	3/16/13
6	Tyrese Rice (Boston College)	3/9/07

3-POINT FIELD GOALS ATTEMPTED

13	P.J. Hairston (North Carolina)	3/17/13
11	J.J. Redick (Duke)	3/10/06
10	Jarell Eddie (Virginia Tech)	3/12/14
10	Scott Wood (NC State)	3/16/13
10	Harrison Barnes (North Carolina)	3/11/11
10	Tyrese Rice (Boston College)	3/9/07

3-POINT FIELD GOAL PERCENTAGE, MIN. 4 MADE

1.000 (4-4)	Hunter Tyson (Clemson)	3/10/21
.800 (4-5)	Michael Snaer (Florida St.)	3/9/12
.800 (4-5)	Malcolm Delaney (Va. Tech)	3/14/08
.714 (5-7)	J.R. Reynolds (Virginia)	3/10/05

FREE THROWS MADE

14	Malcolm Delaney (Virginia Tech)	3/12/09
11	J.J. Hickson (NC State)	3/13/08
9	Isaiah Hicks (North Carolina)	3/9/17
9	Andrew White III (Syracuse)	3/8/17

FREE THROWS ATTEMPTED

15	Malcolm Delaney (Virginia Tech)	3/12/09
15	J.J. Hickson (NC State)	3/13/08
13	Tyrese Rice (Boston College)	3/9/07

FREE-THROW PERCENTAGE, MIN. 6 MADE

1.000 (9-9)	Isaiah Hicks (North Carolina)	3/9/17
1.000 (8-8)	Al-Amir Dawes (Clemson)	3/11/20
1.000 (8-8)	Luke Loucks (Florida State)	3/9/12
1.000 (6-6)	Curran Scott (Clemson)	3/11/20
1.000 (6-6)	Jerian Grant (Notre Dame)	3/12/15
1.000 (6-6)	Kyle Singler (Duke)	3/13/10
.933 (14-15)	Malcolm Delaney (Virginia Tech)	3/12/09

REBOUNDS

14	J.J. Hickson (NC State)	3/13/08
14	Akin Akingbala (Clemson)	3/9/06
13	Luke Maye (North Carolina)	3/8/18
13	John Henson (North Carolina)	3/11/11
13	Shelden Williams (Duke)	3/10/06

ASSISTS

10	Kendall Marshall (North Carolina)	3/11/11
8	Dexter Strickland (North Carolina)	3/17/13
8	Lorenzo Brown (NC State)	3/16/13
8	Malcolm Delaney (Virginia Tech)	3/12/09

STEALS

4	Lorenzo Brown (NC State)	3/16/13
4	Joe Harris (Virginia)	3/10/11
4	Malcolm Delaney (Virginia Tech)	3/12/10

BLOCKED SHOTS

5	Daniel Miller (Georgia Tech)	3/8/12
5	John Henson (North Carolina)	3/11/11
5	Shelden Williams (Duke)	3/10/06

YEAR-BY-YEAR TEAM STATS - 1955-71

	FG-A	Pct	3FG-A	Pct	FT-A	Pct	Reb	Avg	PF-DQ	A	TO	Blk	Stl	Pts-Avg
1955-56 Miami	789-2043	.386	—	—	592-839	.706	1271	48.9	545-30	—	—	—	—	2170-83.5
Opponents	759-1976	.384	—	—	597-909	.657	1121	42.9	503-16	—	—	—	—	2115-81.3
1956-57 Miami	691-1892	.365	—	—	647-914	.708	1198	46.1	531-24	—	—	—	—	2029-78.0
Opponents	786-1980	.396	—	—	595-880	.676	1343	51.6	546-23	—	—	—	—	2167-83.3
1957-58 Miami	654-1636	.399	—	—	433-623	.697	999	45.4	419-12	—	—	—	—	1741-79.1
Opponents	625-1640	.381	—	—	391-585	.668	943	42.8	435-20	—	—	—	—	1641-74.6
1958-59 Miami	808-1910	.421	—	—	574-825	.696	1252	50.1	510-19	—	—	—	—	2190-87.6
Opponents	769-2004	.384	—	—	481-817	.671	1029	41.1	565-30	—	—	—	—	2029-80.8
1959-60 Miami	882-1961	.449	—	—	663-897	.739	1478	54.7	562-19	—	—	—	—	2427-89.9
Opponents	828-2034	.407	—	—	536-793	.676	1398	51.8	619-36	—	—	—	—	2192-81.2
1960-61 Miami	888-1924	.462	—	—	454-679	.671	1395	51.5	509-20	—	—	—	—	2230-82.6
Opponents	766-1891	.405	—	—	504-721	.699	1208	45.1	501-17	—	—	—	—	2036-75.4
1961-62 Miami	841-1994	.421	—	—	387-567	.683	1434	55.2	492-26	—	—	—	—	2069-79.7
Opponents	803-1875	.426	—	—	439-666	.659	1198	46.1	431-13	—	—	—	—	2045-78.7
1962-63 Miami	982-2151	.457	—	—	545-739	.738	1559	55.7	490-14	—	—	—	—	2509-89.6
Opponents	880-2051	.435	—	—	441-651	.678	1155	41.2	532-30	—	—	—	—	2201-78.6
1963-64 Miami	991-2194	.452	—	—	593-780	.760	1483	54.9	545-19	—	—	—	—	2575-95.4
Opponents	946-2060	.459	—	—	460-707	.645	1268	46.9	577-33	—	—	—	—	2352-87.1
1964-65 Miami	958-2077	.461	—	—	642-807	.796	1462	55.2	521-18	—	—	—	—	2558-98.4
Opponents	865-1970	.436	—	—	460-680	.677	1145	44.0	588-32	—	—	—	—	2190-84.2
1965-66 Miami	850-1920	.437	—	—	571-806	.709	1363	52.4	539-21	—	—	—	—	2271-87.3
Opponents	855-1971	.434	—	—	498-751	.663	1299	50.0	581-27	—	—	—	—	2208-84.9
1965-66 Miami	850-1920	.437	—	—	571-806	.709	1363	52.4	539-21	—	—	—	—	2271-87.3
Opponents	855-1971	.434	—	—	498-751	.663	1299	50.0	581-27	—	—	—	—	2208-84.9
1966-67 Miami	809-1814	.444	—	—	514-712	.722	1333	51.3	490-26	—	—	—	—	2126-81.8
Opponents	831-1839	.452	—	—	429-629	.682	1081	41.7	499-27	—	—	—	—	2091-80.4
1967-68 Miami	905-1936	.467	—	—	558-765	.729	1337	47.8	531-30	—	—	—	—	2368-84.6
Opponents	937-2138	.438	—	—	545-788	.691	1345	48.0	532-18	—	—	—	—	2419-86.4
1968-69 Miami	777-1731	.444	—	—	431-607	.710	1238	51.6	492-23	—	—	—	—	1985-82.0
Opponents	777-1702	.457	—	—	494-684	.722	1017	41.1	448-15	—	—	—	—	2048-85.0
1969-70 Miami	911-2069	.442	—	—	471-684	.692	1289	49.5	527-26	—	—	—	—	2293-88.2
Opponents	992-2051	.484	—	—	537-743	.723	1347	51.8	518-13	—	—	—	—	2521-96.9
1970-71 Miami	849-1954	.435	—	—	445-723	.616	1270	48.8	542-22	—	—	—	—	2143-82.4
Opponents	909-1893	.480	—	—	555-793	.669	1335	51.3	544-19	—	—	—	—	2373-91.3

YEAR-BY-YEAR TEAM STATS - 1985-2004

	FG-A	Pct	3FG-A	Pct	FT-A	Pct	Reb	Avg	PF-DQ	A	TO	Blk	Stl	Pts-Avg
1985-86 Miami	805-1692	.476	—	—	396-603	.657	1059	37.8	468-22	453	441	109	156	2006-71.6
Opponents	902-1910	.472	—	—	327-500	.654	1061	37.9	545-18	499	356	54	228	2131-76.1
1986-87 Miami	869-1922	.452	127-332	.383	467-686	.681	363-791-1263	40.7	609-24	491	534	128	169	2332-75.2
Opponents	857-1954	.439	151-370	.408	470-710	.662	333-698-1150	37.1	621-29	435	433	48	282	2335-75.3
1987-88 Miami	897-1826	.491	132-374	.353	527-736	.716	306-771-1151	37.1	558-9	542	563	175	198	2453-79.1
Opponents	922-2104	.438	116-338	.343	440-645	.682	431-668-1190	38.4	618-12	475	472	60	288	5400-77.4
1988-89 Miami	1024-2083	.492	173-496	.349	588-832	.707	317-739-1164	37.5	678-23	583	513	102	287	2809-90.6
Opponents	1040-2129	.488	146-385	.379	552-838	.659	419-772-1302	42.0	666-23	516	542	62	256	2778-89.6
1989-90 Miami	737-1723	.428	169-460	.367	371-572	.649	283-582-962	34.4	518-16	406	407	77	245	2014-71.9
Opponents	800-1688	.474	117-328	.357	415-606	.685	320-710-1146	40.9	506-22	407	471	71	163	2132-76.1
1990-91 Miami	729-1657	.440	145-386	.376	424-604	.702	333-542-1002	35.8	524-24	381	458	86	230	2027-72.4
Opponents	770-1624	.474	142-426	.333	396-590	.671	298-556-985	35.2	551-16	425	442	84	190	2078-74.2
1991-92 Miami	671-1692	.397	128-404	.314	471-736	.640	375-591-1098	34.3	701-8	372	500	131	259	1941-60.7
Opponents	709-1627	.436	168-446	.377	574-857	.670	431-710-1141	35.7	645-7	440	516	129	248	2160-67.5
1992-93 Miami	692-1600	.433	186-521	.357	359-599	.599	392-586-978	36.2	575-21	449	421	128	421	1929-71.4
Opponents	683-1543	.443	138-356	.388	500-721	.693	389-664-1050	38.9	534-9	397	434	88	204	2004-74.2
1993-94 Miami	638-1523	.419	138-428	.322	276-472	.585	382-685-1067	39.5	537-15	413	543	141	191	1690-62.6
Opponents	645-1626	.397	172-466	.369	447-661	.676	412-616-1028	38.1	483-14	388	371	97	286	1909-70.7
1994-95 Miami	653-1627	.401	155-486	.319	370-568	.651	406-683-1089	38.9	542-15	377	485	123	218	1831-64.5
Opponents	658-1637	.402	177-546	.324	395-590	.669	410-664-1074	38.4	526-20	368	446	87	249	1888-67.4
1995-96 Miami	667-1577	.423	145-455	.319	404-642	.629	411-676-1087	38.8	542-10	392	477	121	224	1883-67.3
Opponents	662-1601	.413	186-514	.362	363-539	.673	370-630-1000	35.7	566-19	363	451	87	229	1873-66.9
1996-97 Miami	695-1169	.416	107-360	.297	390-603	.647	414-691-1105	38.1	560-17	406	488	173	235	1887-65.1
Opponents	632-1662	.380	146-507	.288	411-617	.666	445-681-1126	38.8	558-18	314	488	97	243	1821-62.8
1997-98 Miami	735-1669	.440	114-397	.287	378-572	.661	388-732-1120	40.0	563-11	395	496	120	259	1962-70.1
Opponents	634-1672	.379	165-571	.289	403-622	.648	422-660-1082	38.6	521	352	502	72	241	1836-65.6
1998-99 Miami	791-1671	.473	123-369	.333	473-677	.699	389-791-1180	39.3	521-8	458	575	158	259	2178-72.6
Opponents	695-1810	.384	193-614	.314	367-570	.644	429-607-1036	34.5	587	368	530	81	315	1950-65.0
1999-00 Miami	849-1971	.431	132-440	.300	516-690	.748	489-793-1282	37.7	615-10	498	504	126	286	2346-69.0
Opponents	741-1883	.394	190-637	.298	455-669	.680	467-738-1205	35.4	639	406	615	110	232	2127-62.6
2000-01 Miami	713-1728	.413	206-595	.346	407-568	.717	396-628-1024	35.3	567-10	409	434	137	257	2039-70.3
Opponents	677-1576	.430	187-541	.346	422-597	.707	372-711-1083	37.3	539	392	553	144	219	1963-67.7
2001-02 Miami	818-1902	.430	236-684	.345	523-678	.771	388-786-1174	36.7	593-5	525	460	190	285	2395-74.8
Opponents	754-1885	.400	208-673	.309	440-652	.675	453-780-1233	38.5	609	401	554	121	236	2156-67.4
2002-03 Miami	692-1627	.425	171-513	.333	401-559	.717	370-648-1018	36.4	557-11	393	463	119	272	1956-69.9
Opponents	664-1523	.436	183-503	.364	413-597	.692	318-653-971	34.7	517	348	497	113	240	1924-68.7
2003-04 Miami	793-1765	.449	177-523	.338	385-546	.705	387-673-1060	35.5	572-10	406	462	105	256	2148-71.6
Opponents	736-1629	.452	155-454	.341	440-647	.680	343-674-1017	33.9	514	409	514	111	243	2067-68.9

YEAR-BY-YEAR TEAM STATS - 2004-PRESENT (ACC ERA)

	FG-A	Pct	3FG-A	Pct	FT-A	Pct	Reb	Avg	PF-DQ	A	TO	Blk	Stl	Pts-Avg
2004-05 Miami	761-1768	.430	197-561	.351	352-523	.673	433-714-1147	39.6	484-11	337	376	139	209	2071-71.4
Opponents	724-1700	.426	236-653	.361	336-508	.661	355-669-1024	35.3	503-7	369	398	117	170	2020-69.7
2005-06 Miami	825-1895	.435	218-625	.349	440-631	.697	446-741-1187	34.9	603-10	399	421	135	241	2308-67.9
Opponents	728-1756	.415	245-663	.370	512-711	.720	386-722-1108	32.6	584-5	447	479	126	192	2213-65.1
2006-07 Miami	833-1916	.435	208-588	.354	405-577	.702	451-673-1124	35.1	624-18	398	405	93	202	2279-71.2
Opponents	779-1681	.463	259-677	.383	515-742	.694	341-721-1062	33.2	588-9	460	442	136	171	2332-72.9
2007-08 Miami	867-1985	.437	236-613	.385	572-766	.747	433-860-1293	38.0	638-12	451	454	157	202	2542-74.8
Opponents	803-1972	.407	239-677	.353	464-695	.668	432-790-1222	35.9	678-17	400	494	136	218	2309-67.9
2008-09 Miami	796-1865	.427	251-682	.368	482-706	.683	463-809-1272	39.8	539-8	406	427	122	194	2325-72.7
Opponents	738-1863	.396	226-703	.321	421-579	.727	378-729-1107	34.6	618-18	427	412	125	205	2123-66.3
2009-10 Miami	843-1820	.463	245-670	.366	459-677	.678	385-801-1186	35.9	573-12	461	464	146	229	2390-72.4
Opponents	737-1813	.407	210-635	.331	452-645	.701	371-711-1082	32.8	584-14	417	448	105	239	2136-64.7
2010-11 Miami	872-1955	.446	283-750	.377	552-761	.725	429-879-1308	36.3	650-17	416	498	124	203	2579-71.6
Opponents	833-1999	.417	245-693	.354	522-756	.690	400-771-1171	32.5	674-14	447	430	120	255	2433-67.6
2011-12 Miami	814-1890	.431	250-714	.350	454-630	.721	372-775-1147	34.8	539-14	392	382	118	210	2332-70.7
Opponents	778-1847	.421	209-641	.326	416-609	.683	381-771-1152	34.9	576-16	410	436	120	200	2181-66.1
2012-13 Miami	895-1968	.455	254-701	.362	465-680	.684	369-918-1287	35.8	525-7	408	385	159	223	2509-69.7
Opponents	795-1987	.400	226-694	.326	365-562	.649	365-810-1175	32.6	623-14	389	425	105	193	2181-60.6
2013-14 Miami	712-1690	.421	186-576	.323	419-610	.687	362-778-1140	34.5	522-8	346	335	124	161	2029-61.5
Opponents	695-1713	.406	221-622	.355	353-534	.661	340-718-1058	32.1	538-5	373	319	88	162	1964-59.5
2014-15 Miami	878-2053	.428	292-816	.358	544-729	.746	377-940-1317	34.7	593-14	488	385	126	209	2592-68.2
Opponents	888-2111	.421	232-717	.324	396-602	.658	390-897-1287	33.9	661-12	446	418	127	192	2404-63.3
2015-16 Miami	907-1895	.479	241-643	.375	578-772	.749	330-869-1199	34.3	582-8	438	383	127	215	2633-75.2
Opponents	865-2008	.431	210-611	.344	419-584	.717	363-766-1129	32.3	669-13	398	405	87	185	2359-67.4
2016-17 Miami	813-1800	.452	209-587	.356	443-617	.718	363-813-1176	35.6	515-7	389	417	125	213	2278-69.0
Opponents	761-1817	.419	208-631	.330	386-522	.739	319-724-1043	31.6	553-10	395	392	101	197	2116-64.1
2017-18 Miami	875-1881	.465	247-678	.364	362-547	.662	318-795-1113	34.8	519-6	424	367	130	210	2361-73.8
Opponents	794-1841	.431	215-655	.328	368-517	.712	312-775-1087	34.0	526-8	423	412	108	182	2173-67.9
2018-19 Miami	805-1851	.435	268-805	.333	419-570	.735	292-769-1061	33.2	466-6	413	372	100	212	2297-71.8
Opponents	852-1888	.451	260-744	.349	311-428	.727	326-832-1158	36.2	546-13	455	435	91	182	2275-71.1
2019-20 Miami	796-1855	.429	219-690	.317	396-522	.759	292-777-1069	34.5	447-4	310	374	119	183	2207-71.2
Opponents	862-1945	.443	229-675	.339	317-445	.712	364-831-1195	38.5	505-5	471	384	134	191	2270-73.2
2020-21 Miami	647-1524	.425	150-508	.295	350-500	.700	256-688-944	35.0	333-1	305	340	104	179	1794-66.4
Opponents	722-1610	.448	248-656	.378	224-318	.704	245-691-936	34.7	420-8	401	331	112	188	1916-71.0
2021-22 Miami	1011-2136	.473	257-759	.339	457-616	.742	269-863-1132	30.6	550-10	524	352	118	328	2736-73.9
Opponents	979-2135	.459	285-826	.345	360-530	.679	375-932-1307	35.3	570-12	563	515	126	190	2603-70.4

1,000 POINTS CLUB

37. WHITEY CAMPBELL (1946-50)								1,076
Year	GP	FG-A	Pct	3FG-A	Pct	FT-A	Pct	Pts-Avg
46-50	—	417	—	—	—	134	—	1076

38. ANTHONY LAWRENCE II (2015-19)								1,043
Year	GP	FG-A	Pct	3FG-A	Pct	FT-A	Pct	Pts-Avg
15-16	33	47-92	.511	18-42	.429	24-40	.600	136-4.1
16-17	33	72-173	.416	35-99	.354	45-62	.726	224-6.8
17-18	32	100-214	.467	38-88	.432	43-63	.683	281-8.8
18-19	32	141-311	.453	51-147	.347	69-91	.758	402-12.6
TOTAL	130	360-790	.456	142-376	.378	181-256	.707	1043-8.0

T-39. JULIE COHEN (1959-62)								1,042
Year	GP	FG-A	Pct	3FG-A	Pct	FT-A	Pct	Pts-Avg
59-60	27	120-300	.400	—	—	99-152	.651	339-12.6
60-61	27	132-275	.480	—	—	62-95	.653	326-12.1
61-62	26	136-329	.414	—	—	105-143	.734	377-14.5
TOTAL	80	388-904	.429	—	—	266-390	.682	1042-13.0

T-39. DICK MIANI (1952-56)								1,042
Year	GP	FG-A	Pct	3FG-A	Pct	FT-A	Pct	Pts-Avg
52-56	—	392	—	—	—	258	—	1042

41. REGGIE JOHNSON (2009-13)								1,039
Year	GP	FG-A	Pct	3FG-A	Pct	FT-A	Pct	Pts-Avg
09-10	32	60-115	.522	0-0	.000	84-107	.785	204-6.4
10-11	36	165-279	.591	0-0	.000	100-150	.667	430-11.9
11-12	23	88-179	.492	4-11	.364	51-72	.708	231-10.0
12-13	26	57-150	.380	1-10	.100	59-87	.678	174-6.7
TOTAL	117	370-723	.512	5-21	.238	294-416	.707	1,039-8.9

42. JEROME SCOTT (1988-92)								1,038
Year	GP	FG-A	Pct	3FG-A	Pct	FT-A	Pct	Pts-Avg
88-89	17	19-53	.358	6-18	.333	11-21	.524	55-3.2
89-90	27	89-207	.430	19-62	.306	43-65	.662	240-8.9
90-91	28	129-305	.423	33-86	.384	81-114	.711	372-13.3
91-92	32	122-308	.396	27-80	.338	100-142	.704	371-11.6
TOTAL	104	359-873	.411	85-246	.346	235-342	.687	1038-10.0

43. RICK JONES (1964-67)								1,029
Year	GP	FG-A	Pct	3FG-A	Pct	FT-A	Pct	Pts-Avg
64-65	26	100-257	.389	—	—	56-70	.800	256-9.9
65-66	26	160-381	.420	—	—	134-153	.876	454-17.5
66-67	26	114-293	.388	—	—	91-114	.798	319-12.3
TOTAL	78	374-931	.402	—	—	281-337	.834	1029-13.2

Rick Barry's mark is tied for the ninth-longest-standing school scoring record in the country.

Rk.	Name	School	Final Yr.	Points
1.	Fran Selvy	Furman	1953-54	2,538
T-2.	Ed Conlin	Fordham	1954-55	1,886
	Dickie Hemric	Wake Forest	1954-55	2,587
	Cleo Littleton	Wichita State	1954-55	2,164
	Dick Ricketts	Duquesne	1954-55	1,963
T-6.	Oscar Robertson	Cincinnati	1959-60	2,973
	Jerry West	West Virginia	1959-60	2,309
8.	Frank Burgess	Gonzaga	1960-61	2,196
T-9.	Rick Barry	Miami	1964-65	2,298
	Bill Bradley	Princeton	1964-65	2,503

1K SCORERS BY UNIFORM NUMBER

Num.*	Total	Players
No. 0	2	Chris Lykes, Ja'Quan Newton
No. 1	2	Durand Scott, DJ Vasiljevic
No. 2	1	Isaiah Wong
No. 3	3	Malcolm Grant, Anthony Lawrence II, Kevin Presto
No. 5	2	Davon Reed, John Salmons
No. 10	1	Sheldon McClellan
No. 11	1	Ron Curmutt
No. 12	1	Ron Godfrey
No. 13	4	Guillermo Diaz, Dick Hickox, Rick Jones, Gene Stage
No. 14	1	Mike Wittman
No. 15	2	Rion Brown, Joe Wylie
No. 17	2	Whitey Campbell, Dick Miani
No. 20	1	Rusty Parker
No. 21	3	Dwayne Collins, Steven Edwards, Darius Rice
No. 22	1	Robert Hite
No. 23	3	Dennis Burns, James Dews, Kameron McGusty
No. 24	1	Rick Barry
No. 25	1	Julie Cohen
No. 31	1	Johnny Hemsley
No. 32	1	Eric Brown
No. 33	4	Willie Allen, James Jones, Jack McClinton, Constantin Popa
No. 40	1	Tim James
No. 42	1	Reggie Johnson
No. 44	1	Jerome Scott
No. 45	1	Mike McCoy
No. 51	1	Mario Bland

* Based off primary number



Constantin Popa

ANNUAL LEADERS

SCORING

Year	Player	FG	FT	Pts
1926-27	No records available			
1927-28	Rodger Ashman			169
1928-29	Rodger Ashman	49	18	116
1929-31	No records available			
1931-32	Polger*	71	25	167
1932-38	NO TEAM			
1938-39	No records available			
1939-40	John Tobin	86	24	196
1940-41	John Tobin	71	27	169
1941-42	John Tobin	91	39	221
1943-45	No records available			
1945-46	Louis Edwards	53	17	123
1946-47	Bob Campbell	164	39	367
1947-48	Abe Friedman	92	37	221
1948-49	Bob Campbell	164	39	367
1949-50	Mackey MacDonald	134	48	316
1950-51	Sy Chadroff	107	54	268
1951-52	Sy Chadroff	180	999	459
1952-53	Howard Keene	112	126	350
1953-54	Willie Schayowitz	95	37	227
1954-55	Dick Miani	114	73	301
1955-56	Dick Miani	186	139	511
1956-57	Gene Stage	158	145	461
1957-58	Gene Stage	137	79	353
1958-59	Dick Hickox	161	131	453
1959-60	Dick Hickox	219	158	596
1960-61	Dick Hickox	180	120	480
1961-62	Mike McCoy	199	80	478
1962-63	Mike McCoy	237	80	554
1963-64	Rick Barry	314	242	870
1964-65	Rick Barry	340	293	973
1965-66	Mike Wittman	208	151	567
1966-67	Mike Wittman	219	147	585
1967-68	Don Curnutt	268	99	635
1968-69	Don Curnutt	262	138	662
1969-70	Don Curnutt	283	143	709
1970-71	Willie Allen	184	129	497
1972-85	NO TEAM			
1985-86	Eric Brown	174	112	460
1986-87	Eric Brown	183	114	460
1987-88	Eric Brown	193	161	551
1988-89	Eric Brown	255	246	765
1989-90	Joe Wylie	210	91	514
1990-91	Joe Wylie	186	143	515
1991-92	Jerome Scott	100	122	371
1992-93	Steven Edwards	127	97	430
1993-94	Jamal Johnson	102	53	257
1994-95	Steven Edwards	102	91	359
1995-96	Steven Edwards	114	68	361
1996-97	Tim James	165	73	405
1997-98	Tim James	184	97	469
1998-99	Tim James	215	115	557
1999-00	Johnny Hemsley	194	90	542

Year	Player	FG	FT	Pts
2000-01	Darius Rice	140	67	409
2001-02	Darius Rice	155	92	478
2002-03	Darius Rice	170	99	506
2003-04	Darius Rice	166	85	472
2004-05	Guillermo Diaz	190	97	538
2005-06	Guillermo Diaz	194	120	586
2006-07	Jack McClinton	163	102	519
2007-08	Jack McClinton	179	114	566
2008-09	Jack McClinton	200	116	617
2009-10	James Dews	147	35	381
2010-11	Malcolm Grant	158	122	532
2011-12	Durand Scott	136	97	388
2012-13	Shane Larkin	183	87	522
2013-14	Rion Brown	174	102	513
2014-15	Sheldon McClellan	192	112	550
2015-16	Sheldon McClellan	177	351	570
2016-17	Davon Reed	161	90	491
2017-18	Lonnie Walker IV	132	48	368
2018-19	Chris Lykes	171	114	517
2019-20	DJ Vasiljevic	138	60	409
2020-21	Isaiah Wong	155	102	462
2021-22	Kameron McGusty	235	127	658

* Full name unknown

Players to lead Miami in scoring at least three straight seasons:

John Tobin	1940, 41, 42
Dick Hickox	1959, 60, 61
Don Curnutt	1968, 69, 70
Eric Brown (4x)	1986, 87, 88, 89
Tim James	1997, 98, 99
Darius Rice (4x)	2001, 02, 03, 04
Jack McClinton	2007, 08, 09



Tim James

ANNUAL LEADERS

REBOUNDS

YEAR	PLAYER	OFF	DEF	TOTAL
1950-51	Howard Keene	—	—	271
1951-52	Howard Keene	—	—	218
1952-54	<i>No records available</i>			
1954-55	Ken Ryskamp	—	—	181
1955-56	Ed Morris	—	—	322
1956-57	Ed Morris	—	—	246
1957-58	Dick Berghoff	—	—	278
1958-59	Harry Manushaw	—	—	372
1959-60	Harry Manushaw	—	—	321
1960-61	Ron Godfrey	—	—	256
1961-62	Mike McCoy	—	—	338
1962-63	Rick Barry	—	—	351
1963-64	Rick Barry	—	—	448
1964-65	Rick Barry	—	—	475
1965-66	Mike Wittman	—	—	260
1966-67	Billy Soens	—	—	330
1967-68	Billy Soens	—	—	299
1968-69	Wayne Canaday	—	—	319
1969-70	Wayne Canaday	—	—	327
1970-71	Willie Allen	—	—	316
1972-85	NO TEAM			
1985-86	Eric Brown	—	—	208
1986-87	Tito Horford	59	178	241
1987-88	Tito Horford	65	206	271
1988-89	Eric Brown	81	168	249
1989-90	Joe Wylie	89	177	266
1990-91	Joe Wylie	110	169	279
1991-92	Constantin Popa	64	88	152
1992-93	Constantin Popa	76	121	197
1993-94	Constantin Popa	57	105	162
1994-95	Constantin Popa	76	114	190
1995-96	Steve Rich	70	90	160
1996-97	Tim James	88	108	196
1997-98	Tim James	90	173	263
1998-99	Tim James	83	163	246
1999-00	Mario Bland	90	147	237
2000-01	John Salmons	62	111	173
2001-02	James Jones	65	138	203
2002-03	James Jones	52	117	169
2003-04	Darius Rice	55	123	178
2004-05	Anthony King	91	134	231
2005-06	Anthony King	104	132	236
2006-07	Dwayne Collins	105	102	207
2007-08	Anthony King	83	156	239
2008-09	Dwayne Collins	95	132	227
2009-10	Dwayne Collins	85	140	225
2010-11	Reggie Johnson	126	221	347
2011-12	Kenny Kadji	58	112	170
2012-13	Kenny Kadji	56	188	244
2013-14	Rion Brown	47	146	193
2014-15	Tonye Jekiri	118	248	366
2015-16	Tonye Jekiri	93	207	300
2016-17	Kamari Murphy	79	162	241
2017-18	Dewan Huell	65	148	213

2018-19	Ebuka Izundu	111	156	267
2019-20	Sam Waardenburg	49	132	181
2020-21	Nysier Brooks	64	92	156
2021-22	Jordan Miller	75	139	214

ASSISTS

YEAR	PLAYER	ASSISTS*
1985-86	Bryan Hughes	129
1986-87	Kevin Presto	117
1987-88	Thomas Hocker	136
1988-89	Thomas Hocker	109
1989-90	Thomas Hocker	139
1990-91	Jerome Scott	111
1991-92	Michael Gardner	98
1992-93	Michael Gardner	154
1993-94	Torey McCormick	85
1994-95	Kevin Norris	102
1995-96	Kevin Norris	111
1996-97	Kevin Norris	142
1997-98	Kevin Norris	138
1998-99	Vernon Jennings	167
1999-00	Vernon Jennings	218
2000-01	John Salmons	115
2001-02	John Salmons	195
2002-03	Armondo Surratt	93
2003-04	Armondo Surratt	121
2004-05	Anthony Harris	133
2005-06	Guillermo Diaz	97
2006-07	Anthony Harris	110
2007-08	Lance Hurdle	82
	Jack McClinton	82
2008-09	Jack McClinton	91
2009-10	Malcolm Grant	117
2010-11	Malcolm Grant	115
2011-12	Durand Scott	93
2012-13	Shane Larkin	164
2013-14	Garrison Adams	95
2014-15	Angel Rodriguez	126
2015-16	Angel Rodriguez	158
2016-17	Bruce Brown Jr.	106
2017-18	Ja'Quan Newton	84
2018-19	Chris Lykes	103
2019-20	Harlond Beverly	71
2020-21	Isaiah Wong	64
2021-22	Charlie Moore	172

* Did not become an official NCAA statistic until 1985-86

ANNUAL LEADERS

STEALS

YEAR	PLAYER	STEALS*
1985-86	Bryan Hughes	42
1986-87	Kevin Presto	44
1987-88	Dennis Burns	48
1988-89	Eric Brown	44
1989-90	Jake Morton	45
1990-91	Jerome Scott	70
1991-92	Jerome Scott	77
1992-93	Steven Edwards	56
1993-94	Torey McCormick	43
1994-95	Kevin Norris	49
1995-96	Kevin Norris	45
1996-97	Clifton Clark	47
1997-98	Kevin Norris	68
1998-99	Vernon Jennings	60
1999-00	Vernon Jennings	75
2000-01	John Salmons	57
2001-02	John Salmons	57
2002-03	James Jones	44
2003-04	Robert Hite	61
2004-05	Robert Hite	45
2005-06	Robert Hite	50
2006-07	Brian Asbury	46
2007-08	James Dews	28
2008-09	Dwayne Collins	31
2009-10	Durand Scott	41
2010-11	Durand Scott	43
2011-12	Shane Larkin	50
2012-13	Shane Larkin	71
2013-14	Garrison Adams	42
2014-15	Angel Rodriguez	59
2015-16	Angel Rodriguez	58
2016-17	Bruce Brown Jr.	49
2017-18	Anthony Lawrence II	46
2018-19	Zach Johnson	53
2019-20	Chris Lykes	28
2020-21	Isaiah Wong	30
2021-22	Charlie Moore	75

* Did not become an official NCAA statistic until 1985-86

BLOCKED SHOTS

YEAR	PLAYER	BLOCKS*
1985-86	Tim Harvey	46
1986-87	Tito Horford	45
1987-88	Tito Horford	80
1988-89	Dennis Burns	36
1989-90	Joe Wylie	32
1990-91	Joe Wylie	37
1991-92	Constantin Popa	64
1992-93	Constantin Popa	85
1993-94	Constantin Popa	59
1994-95	Constantin Popa	55
1995-96	Tim James	50
1996-97	Tim James	64
1997-98	Tim James	45
1998-99	Tim James	65
1999-00	Elton Tyler	34
2000-01	Dwayne Wimbley	48
2001-02	James Jones	78
2002-03	James Jones	50
2003-04	Gary Hamilton	26
2004-05	Anthony King	86
2005-06	Anthony King	65
2006-07	Brian Asbury	20
2007-08	Anthony King	48
2008-09	Jimmy Graham	36
2009-10	Dwayne Collins	32
2010-11	Reggie Johnson	45
2011-12	Kenny Kadji	51
2012-13	Julian Gamble	63
2013-14	Donnavan Kirk	46
2014-15	Tonye Jekiri	51
2015-16	Tonye Jekiri	35
2016-17	Dewan Huell/Ebuka Izundu	25
2017-18	Huell/Anthony Lawrence II	31
2018-19	Ebuka Izundu	39
2019-20	Sam Waardenburg	33
2020-21	Nysier Brooks	26
2021-22	Sam Waardenburg	47

* Did not become an official NCAA statistic until 1985-86

MIAMI 100-POINT GAMES

Date	Opponent	W/L	UM	Opp.	Date	Opponent	W/L	UM	Opp.
1/9/52	Florida Southern	W	106	43	1/19/67	Florida Southern	W	102	83
1/17/55	Tampa	W	103	76	3/1/67	Florida State	W	110	90
2/17/55	at Tampa	W	105	89	12/6/67	at Hawaii	W	102	83
1/24/57	Kentucky Wesleyan	W	100	95	12/12/67	Tampa	W	104	103
1/8/58	Stetson	W	103	80	12/27/67	Dartmouth	W	100	81
12/3/58	Rollins	W	104	87	12/28/67	New York University	W	102	91
12/5/58	Tampa	W	113	71	1/6/68	Pittsburgh	W	100	84
12/8/58	Florida Southern	W	107	80	2/10/68	Florida A&M	W	108	98
1/31/59	Western Kentucky	W	109	95	2/24/68	Creighton	W	106	93
2/23/59	Morehead State	W	102	85	1/5/70	Rhode Island	W	105	95
12/1/59	Rollins	W	110	86	1/23/70	at Florida Southern	W	103	92
12/3/59	Jacksonville	W	106	98	2/7/70	Florida A&M	W	118	111
12/28/59	Brigham Young	W	110	93	2/17/70	La Salle	W	103	96
1/2/60	[15] South Carolina	W OT	107	106	1/8/71	at Florida State	L	106	114
2/18/60	[10] Florida Southern	W	121	85	2/27/71	Florida State	W	100	94
2/22/60	[10] Kentucky Wesleyan	W	104	95	1/31/86	vs. Brooklyn College	W	102	93
2/27/60	[9] Florida State	W	107	89	1/9/87	vs. PR-Rio Piedras	W	111	64
1/4/61	Miami (Ohio)	W 2OT	102	100	2/18/87	Florida International	W	102	81
2/1/61	Rollins	W	103	75	2/28/87	Coppin State	W	115	76
2/18/61	at Tampa	W	108	99	12/21/87	Alabama State	W	110	107
1/6/62	Oklahoma City	L OT	113	118	12/29/87	vs. American	W	104	70
12/13/62	Florida Southern	W	116	93	3/5/88	UCF	W	100	80
1/9/63	at Jacksonville	W	103	91	11/25/88	Maryland Eastern Shore	W	108	80
1/30/63	[18] at Rollins	W	120	72	11/28/88	Oral Roberts	W	108	103
2/5/63	[18] Jacksonville	W	112	105	12/10/88	Duke	L	102	117
2/9/63	Louisville	W	112	84	12/16/88	Long Island University	W	102	66
2/12/63	Rollins	W	144	75	12/28/88	vs. Pennsylvania	W	102	69
2/18/63	Tampa	W	112	91	1/28/89	Marquette	W	106	90
12/3/63	Tampa	W	101	95	2/4/89	Brigham Young	W	107	86
12/12/63	at St. Mary's	W	101	86	2/6/89	South Florida	W 2OT	106	104
12/19/63	Rollins	W	108	90	2/8/89	Tennessee Tech	W	111	101
1/4/64	Rhode Island	W	105	88	2/22/89	at Texas	L	104	123
1/23/64	La Salle	W	121	99	3/2/89	Savannah State	W	107	98
1/28/64	at Rollins	W	127	85	1/1/90	at George Mason	W OT	101	91
1/29/64	at Tampa	W	134	104	1/18/90	Florida State	W 2OT	101	97
2/4/64	Jacksonville	W	117	92	2/16/99	[16/21] Villanova	W	103	82
2/18/64	Florida Southern	W	120	79	11/30/99	[25] Bethune-Cookman	W	102	75
12/1/64	Tampa	W	136	119	1/19/02	[24/20] Providence	W 2OT	102	96
1/13/65	Florida Southern	W	124	93	1/3/04	Savannah State	W	105	65
1/16/65	Jacksonville	W	127	99	11/9/07	Florida Southern	W	104	61
1/23/65	[t-19] at Rollins	W	128	92	11/16/09	Nova Southeastern	W	108	58
1/30/65	Oklahoma City	W	115	92	11/19/15	vs. Mississippi State	W	105	79
2/2/65	Miami (Ohio)	W	115	95	2/19/20	at Virginia Tech	W 3OT	102	95
2/9/65	Tampa	W	141	110					
2/13/65	Loyola (N.O.)	W	115	86					
2/20/65	[t-19] Houston	W	103	91					
2/23/65	[17] Rollins	W	148	79					
12/1/65	Tampa	W	120	91					
12/18/65	Ohio University	W	105	100					
1/28/66	at Florida Southern	W	101	80					
2/12/66	Jacksonville	W	117	104					
2/28/66	Florida State	W	112	90					
3/5/66	La Salle	W	108	102					
1/10/67	Oklahoma City	W	111	109					
1/14/67	Jacksonville	W	106	86					

OPPONENT 100-POINT GAMES

Date	Opponent	W/L	UM	Opp.	Date	Opponent	W/L	UM	Opp.
1/25/52	Western Kentucky	L	74	102	2/26/87	at Florida State	L	84	108
12/21/53	Ohio State	L	81	106	11/27/87	vs. #9 Michigan	L	76	109
2/11/54	at Stetson	L	56	108	12/21/87	Alabama State	W	110	107
2/20/56	Morehead State	L	89	102	12/30/87	vs. #11 Purdue	L	82	110
12/3/56	Kentucky	L	75	114	1/6/88	at #9 Duke	L	69	107
12/8/56	at Akron	L	80	106	2/27/88	DePaul	L	82	101
2/5/59	at Stetson	L	97	110	11/28/88	Oral Roberts	W	108	103
1/2/60	South Carolina	W OT	107	106	12/10/88	#1 Duke	L	102	117
3/8/60	[8] vs. Western Kentucky	L	84	107	12/19/88	at Florida	L	81	101
12/10/60	at Brigham Young	L	80	112	1/7/89	at #5 Georgetown	L	79	112
1/4/61	Miami (Ohio)	W 2OT	102	100	1/24/89	#20 Providence	L	91	106
12/4/61	at Morehead State	L	81	107	2/1/89	New Mexico	L	93	110
1/6/62	Oklahoma City	L OT	113	118	2/6/89	USF	W 2OT	106	104
1/30/62	at Tampa	L	95	113	2/8/89	Tennessee Tech	W	111	101
2/10/62	Loyola (N.O.)	L	70	113	2/22/89	at Texas	L	104	123
2/5/63	Jacksonville	W	112	105	1/10/90	#1 Kansas	L	73	100
3/19/63	vs. Providence	L	96	106	1/27/90	at Notre Dame	L	60	107
1/9/64	at Florida	L	91	114	2/21/90	at Providence	L	67	101
1/29/64	at Tampa	W	134	104	12/27/90	Miami (Ohio)	L 2OT	99	101
12/1/64	at Tampa	W	136	119	1/3/07	at #3 North Carolina	L	64	105
2/9/65	Tampa	W	141	110	1/27/18	[RV/24] at Florida St.	L OT	94	103
12/9/65	at #11 San Francisco	L	89	105					
12/18/65	Ohio University	W	105	100					
1/12/66	at Florida	L	66	111					
2/12/66	Jacksonville	W	117	104					
2/17/66	at Houston	L	96	111					
3/5/66	La Salle	W	108	102					
12/3/66	Florida	L	88	113					
1/10/67	Oklahoma City	W	111	109					
2/18/67	#7/8 Houston	L	86	105					
12/7/67	at Hawaii	L	76	110					
12/12/67	Tampa	W	104	103					
1/12/68	at Florida State	L	93	122					
2/15/68	at #1 Houston	L	64	106					
12/6/68	vs. Florida State	L	84	111					
12/7/68	vs. Florida	L	62	111					
12/12/69	at #2 UCLA	L	69	127					
1/9/70	at Florida State	L	63	114					
1/10/70	at #7 Jacksonville	L	87	121					
1/24/70	at Stetson	L	88	116					
1/29/70	at Tulane	L	90	105					
2/7/70	Florida A&M	W	118	111					
2/12/70	at Centenary	L	86	107					
2/14/70	at #13 Houston	L	98	118					
2/28/70	#9 Florida State	L	96	112					
3/4/70	#6 Jacksonville	L	97	108					
12/29/70	at Maryland	L	77	111					
1/8/71	at Florida State	L	106	114					
1/9/71	at #7 Jacksonville	L	82	124					
1/23/71	at Creighton	L	84	104					
2/6/71	Loyola (N.O.)	L	88	107					
12/21/85	at UCLA	L	64	109					
2/19/86	at #2 Duke	L	82	102					
2/22/86	#14 Notre Dame	L	73	126					
12/6/86	at #1 North Carolina	L	77	122					

OVERTIME GAMES

Overall: 44-50

1OT: 34-43

2OT: 9-7

3OT: 1-0

Home: 22-25

1OT: 15-21 (3-6 ACC)

2OT: 7-4 (2-2 ACC)

ACC play: 5-8

Vs. ranked: 2-7 (1-5 ACC; 2-4 1OT, 0-3 2OT)

Miami ranked: 5-0 (1-0 ACC; 4-0 1OT, 1-0 2OT)

Away: 16-16

1OT: 14-15 (5-7 ACC)

2OT: 1-1

3OT: 1-0 (1-0 ACC)

ACC play: 6-7

Vs. ranked: 2-3 (2-2 ACC; 2-3 1OT)

Miami ranked: 1-2 (0-2 ACC; 1-2 1OT)

Neutral: 6-9

1OT: 5-7

2OT: 1-2

ACC Tournament: 2-1 (2-1 1OT)

Vs. ranked: 0-1 (0-1 2OT)

Miami ranked: n/a

ACC play: 11-15

1OT: 8-13

2OT: 2-2

3OT: 1-0

Postseason: 4-2

1OT: 4-2

NIT: 0-1 (0-1 1OT)

ACC Tournament: 2-1 (2-1 1OT)

BIG EAST Tournament: 2-0 (2-0 1OT)

No games involving a ranked team

Vs. ranked: 4-11

1OT: 4-7 (3-4 ACC)

2OT: 0-4 (0-2 ACC)

ACC play: 3-7

Miami ranked: 6-2

1OT: 5-2 (1-2 ACC)

2OT: 1-0

ACC play: 1-2

Both teams ranked: n/a

Under Larranaga: 12-12

1OT: 8-11 (5-6 ACC)

2OT: 3-1 (2-1 ACC)

3OT: 1-0 (1-0 ACC)

ACC play: 8-7

Postseason: 1-1 (1-0 ACCT, 0-1 NIT, 1-1 1OT)

Non-conf. regular season: 3-4 (2-4 1OT, 1-0 2OT)

UM ranked: 2-1 (2-1 1OT)

Vs. ranked: 2-5 (2-4 1OT, 0-1 2OT)

Both teams ranked: n/a

Date	Opponent	W/L	Score
12/29/48	Princeton	L 2OT	55-62
1/12/51	Tampa	L OT	75-77
2/6/51	La Salle	W OT	77-75
2/13/54	at Florida Southern	W 2OT	77-70
12/30/58	Miami (Ohio)	L OT	87-89
1/2/60	[15] South Carolina	W OT	107-106
1/13/60	[15] at Jacksonville	W OT	78-70
1/4/61	Miami (Ohio)	W 2OT	102-100
1/13/61	at Jacksonville	W OT	93-84
1/6/62	Oklahoma City	L OT	113-118
11/30/62	Florida	W OT	91-87
1/12/63	at Florida State	L OT	74-77
12/14/63	at Nevada	W OT	81-78
12/28/63	vs. Syracuse	L OT	85-86
2/15/64	at Loyola (N.O.)	W OT	97-90
12/28/65	Louisville	L OT	84-85
2/1/69	Morehead State	W OT	92-91
3/1/69	Florida State	L OT	86-89
12/13/69	at Pepperdine	L OT	90-93
12/19/70	vs. Oklahoma City	L OT	91-94
1/29/71	at Florida Southern	L OT	95-96

Program Rebirth

1/18/86	Arizona	L OT	74-81
12/29/86	vs. Yale	W OT	78-75
1/24/87	Marquette	W OT	91-89
1/31/87	at San Diego State	W OT	83-82
2/1/88	vs. Marist	W OT	79-76
2/4/88	Monmouth	L OT	62-64
1/3/89	at Rutgers	W OT	99-94
2/6/89	USF	W 2OT	106-104
1/1/90	at George Mason	W OT	101-91
1/18/90	Florida State	W 2OT	101-97
12/19/90	at SMU	L 2OT	88-93
12/27/90	vs. Miami (Ohio)	L 2OT	99-101
2/11/91	Memphis	L OT	82-83

Joined BIG EAST

3/4/92	#22 Seton Hall **	L OT	82-90
2/25/95	at Boston College **	W OT	77-71
2/28/95	Pittsburgh **	W OT	76-68
12/23/95	Clemson	L OT	52-66
2/20/96	St. John's **	W 2OT	96-91
1/18/97	Georgetown **	W OT	68-65
3/5/97	at St. John's +	W OT	76-68
1/20/99	Connecticut **	L OT	68-70
3/5/00	#18/21 St. John's **	W OT	74-70
1/22/01	at St. John's **	L OT	63-67
1/15/02	[24/20] Pittsburgh **	W OT	76-69
1/19/02	[24/20] Providence **	W 2OT	102-96
3/7/02	vs. Georgetown +	W OT	84-76
12/3/02	at Florida Atlantic	L OT	73-74
12/21/02	vs. #13 Florida	L 2OT	93-94
1/4/03	North Carolina	W OT	64-61
1/11/03	at #3 Connecticut **	L OT	80-83
2/8/03	Villanova **	L OT	67-72
1/10/04	#15 Pittsburgh **	L 2OT	80-84
1/31/04	Georgetown **	L OT	80-87

OVERTIME GAMES

Date	Opponent	W/L	Score
2/4/04	at Rutgers **	L OT	70-72
2/11/04	Boston College **	L OT	72-74
Joined ACC			
11/27/04	vs. Xavier	L OT	70-83
2/5/05	#22/24 Maryland *	W OT	75-73
1/29/06	at Florida State *	W OT	84-78
2/8/06	#16/15 NC State *	L 2OT	77-86
2/28/07	at Clemson *	L OT	70-74
3/3/07	Florida State *	L OT	90-98
3/9/07	vs. Boston College ^	L OT	71-74
1/19/08	[21/24] at NC State *	L OT	77-79
3/8/08	at Florida State *	L OT	72-75
1/25/09	Virginia Tech *	L OT	83-88
1/27/09	at NC State *	L OT	81-84
2/7/09	at #4/3 Duke *	L OT	75-78
2/5/11	at Virginia *	W OT	70-68
3/10/11	vs. Virginia ^	W OT	69-62
Larrañaga Arrived			
11/25/11	at Ole Miss	L OT	61-64
12/17/11	vs. Florida Atlantic	W 2OT	93-90
2/1/12	Maryland *	W 2OT	90-86
2/5/12	at #7/5 Duke *	W OT	78-74
12/25/12	vs. Indiana State	L OT	55-57
11/08/13	St. Francis Brooklyn	L OT	62-66
11/11/13	Georgia Southern	W OT	81-80
11/28/13	vs. George Washington	L OT	63-71
12/8/13	Virginia Tech *	L OT	60-61
2/5/14	#25/22 Pittsburgh *	L OT	55-59
1/3/15	#3 Virginia *	L 2OT	80-89
2/16/15	Boston College *	W 2OT	89-86
4/2/15	vs. Stanford \$	L OT	64-66
12/1/16	[21] Nebraska	W OT	77-72
2/20/17	at #18/19 Virginia *	W OT	54-48
1/24/18	[RV/24] Louisville *	W OT	78-75
1/27/18	[RV/24] at Florida State *	L OT	94-103
2/9/19	at #8 North Carolina *	L OT	85-88
12/31/19	at Clemson *	W OT	73-68
1/18/20	#9 Florida State *	L OT	79-83
2/19/20	at Virginia Tech *	W 3OT	102-95
3/7/20	Syracuse *	W OT	69-65
2/6/21	#16 Virginia Tech *	L OT	76-80
3/10/22	vs. Boston College ^	W OT	71-69

* ACC game

** BIG EAST game

^ ACC Tournament

+ BIG EAST Tournament

\$ NIT



SEASON OPENERS

Season Openers All-Time*	57-14
at home	48-10 (1-1 1OT)
on the road	7-2
at a neutral site	2-2
in overtime	1-1 (1-1 1OT)
vs. ranked teams	0-2
at home	0-1
at a neutral site	0-1
as a ranked team	2-0
at home	2-0
longest winning streak	20 (1993-94 to 2012-13)
longest losing streak	3 (1939-40 to 1941-42)

Season Openers Since Rebirth	32-5
at home	26-4 (0-1 1OT)
on the road	4-0
at a neutral site	2-1
in overtime	0-1 (0-1 1OT)
vs. ranked teams	0-2
at home	0-1
as a ranked team	2-0
at home	2-0

Season Openers Since Joining ACC	16-2
at home	15-2 (0-1 1OT)
at a neutral site	1-0
in overtime	0-1 (0-1 1OT)
vs. ranked teams	0-1
at home	0-1
as a ranked team	2-0
at home	2-0

Season Openers Under Jim Larrañaga	9-2
at home	9-2 (0-1 1OT)
in overtime	0-1 (0-1 1OT)
vs. ranked teams	0-1
at home	0-1
as a ranked team	1-0
at home	1-0

Home Openers All-Time*	59-12
in overtime	1-1 (1-1 1OT)
vs. ranked teams	0-2
as a ranked team	3-0
longest winning streak	20 (1993-94 to 2012-13)
longest losing streak	3 (1939-40 to 1941-42)

Home Openers Since Rebirth	33-4
in overtime	0-1 (0-1 1OT)
vs. ranked teams	0-1
as a ranked team	3-0

Home Openers Since Joining ACC	16-2
in overtime	0-1 (0-1 1OT)
vs. ranked teams	0-1
as a ranked team	2-0

Home Openers Under Jim Larrañaga	9-2
in overtime	0-1 (0-1 1OT)
vs. ranked teams	0-1
as a ranked team	1-0

Road Openers All-Time*^A	30-40
in overtime	1-2 (1-2 1OT)
vs. ranked teams	3-8
as a ranked team	3-0 (1-0 1OT)
with both teams ranked	1-1
longest winning streak	5 (1997-98 to 2001-02)
longest losing streak [#]	8 (1985-86 to 1992-93)

Road Openers Since Rebirth	18-19
in overtime	1-2 (1-2 1OT)
vs. ranked teams	3-4
as a ranked team	3-0 (1-0 1OT)
with both teams ranked	1-0

Road Openers Since Joining ACC	11-7
in overtime	1-1 (1-1 1OT)
vs. ranked teams	3-2
as a ranked team	3-0 (1-0 1OT)
with both teams ranked	1-0

Road Openers Under Jim Larrañaga	7-4
in overtime	1-1 (1-1 1OT)
vs. ranked teams	2-1
as a ranked team	2-0 (1-0 1OT)
with both teams ranked	1-0

Neutral-Site Openers All-Time*	28-28
in overtime	2-4 (1-2 1OT, 1-2 2OT)
vs. ranked teams	0-5 (0-1 2OT)
as a ranked team	3-0
longest winning streak	7 (1959-60 to 1965-66)
longest losing streak	4 (1987-88 to 1990-91)

Neutral-Site Openers Since Rebirth	18-19
in overtime	2-4 (1-2 1OT, 1-2 2OT)
vs. ranked teams	0-5 (0-1 2OT)
as a ranked team	3-0

Neutral-Site Openers Since Joining ACC	12-6
in overtime	1-2 (1-0 2OT, 0-2 1OT)
vs. ranked teams	0-1
as a ranked team	2-0

Neutral-Site Openers Under Jim Larrañaga	8-3
in overtime	1-1 (1-0 2OT, 0-1 1OT)
vs. ranked teams	0-1
as a ranked team	1-0

* 1931-32 is excluded, as schedule is unavailable and Miami played no senior colleges

^A Miami played no road games in 1926-27, its first season

[#] Miami also lost its last five road openers prior to the program rebirth, making it a non-continuous streak of 13

NOTE: Lone season opener in league play was Nov. 5, 2019, at home against #5/5 Louisville (L, 87-74)

ACC OPENERS

ACC Openers (joined in 2004-05)	7-11
at home	5-6 (0-1 1OT, 0-1 2OT)
on the road	2-5
in overtime	0-2 (0-1 1OT, 0-1 2OT)
vs. ranked teams	1-8 (0-1 2OT)
at home	1-4 (0-1 2OT)
on the road	0-4
as a ranked team	3-0
at home	2-0
on the road	1-0
with both teams ranked	0-0
longest winning streak	3 (2015-16 to 2017-18)
longest losing streak	4 (2008-09 to 2011-12)

ACC Openers Under Jim Larrañaga	5-6
at home	3-5 (0-1 1OT, 0-1 2OT)
on the road	2-1
in overtime	0-2 (0-1 1OT, 0-1 2OT)
vs. ranked teams	0-4 (0-1 2OT)
at home	0-3 (0-1 2OT)
on the road	0-1
as a ranked team	2-0
at home	1-0
on the road	1-0
with both teams ranked	0-0

ACC Home Openers	12-6
in overtime	0-2 (0-1 1OT, 0-1 2OT)
vs. ranked teams	4-4 (0-1 2OT)
as a ranked team	3-0
with both teams ranked	1-0
longest winning streak	4 (2004-05 to 2007-08)
longest losing streak	3 (2018-19 to 2020-21)

ACC Home Openers Under Jim Larrañaga	6-5
in overtime	0-2 (0-1 1OT, 0-1 2OT)
vs. ranked teams	1-3 (0-1 2OT)
as a ranked team	2-0
with both teams ranked	1-0

ACC Road Openers	7-11
in overtime	0-0
vs. ranked teams	4-7
as a ranked team	1-2
with both teams ranked	0-1
longest winning streak	1, 7x (last: 2021-22)
longest losing streak	3 (2009-10 to 2011-12)

ACC Road Openers Under Jim Larrañaga	5-6
in overtime	0-0
vs. ranked teams	2-4
as a ranked team	1-1
with both teams ranked	0-1

NOTE: ranking notations include the Associated Press and/or USA TODAY Coaches Poll

RECORDS BY MONTH (SINCE REBIRTH)

November	124-39
since joining ACC	81-28
under Jim Larrañaga	49-17
December	163-87
since joining ACC	85-27
under Jim Larrañaga	50-15
January	135-162
since joining ACC	66-74
under Jim Larrañaga	41-44
February	139-146
since joining ACC	70-66
under Jim Larrañaga	49-39
March	81-79
since joining ACC	53-46
under Jim Larrañaga	37-25
April	0-1
since joining ACC	0-1
under Jim Larrañaga	0-1



WATSCO CENTER RECORDS

[OPENED JAN. 4, 2003]

INDIVIDUAL - MIAMI

Points	43	Darius Rice vs. Connecticut, 1/20/03
FGM	16	Darius Rice vs. Connecticut, 1/20/03
FGA	27	Darius Rice vs. Connecticut, 1/20/03
FG Pct.	1.000 (6-6)	Sheldon McClellan vs. South Alabama, 11/28/14
3FGM	7	4x, last Jack McClinton vs. N. Carolina, 2/15/09
3FGA	12	Jack McClinton vs. N. Carolina, 2/15/09
		Jack McClinton vs. Virginia Tech, 1/25/09
		Jack McClinton vs. Virginia, 3/1/08
3FG Pct.	1.000 (4-4)	 Jack McClinton vs. Ohio State, 12/2/08
		Anthony Lawrence II vs. Notre Dame, 2/3/16
FTM	16	Jack McClinton vs. NC State, 3/7/09
FTA	16	Jack McClinton vs. NC State, 3/7/09
		 Dwayne Collins vs. Florida Atlantic, 1/5/09
FT Pct.	1.000 (16-16)		..Jack McClinton vs. NC State, 3/7/09
Rebounds	19		Ebuka Izundu vs. Stephen F. Austin, 11/13/18
Assists	11	Angel Rodriguez vs. Duke, 1/25/16
Steals	6	Jordan Miller vs. Syracuse, 1/5/22
		Angel Rodriguez vs. Syracuse, 1/2/16
Blocks	13	Anthony King vs. Fla. Atlantic, 11/29/04
Turnovers	10	Durand Scott vs. Georgia Tech, 2/3/11

INDIVIDUAL - OPPONENT

Points	45	Al Thornton, Florida State, 3/3/07
FGM	16	Al Thornton, Florida State, 3/3/07
FGA	23	Jarrell Eddie, Virginia Tech, 12/8/13
FG Pct.	1.000 (11-11)	Hakim Warrick, Syracuse, 2/14/04
3FGM	7	Joseph Girard III, Syracuse, 1/5/22
		Michael Devoe, Georgia Tech, 2/20/21
		Toney Douglas, Florida State, 1/21/09
3FGA	17	..	Carter Hendricksen, North Florida, 11/29/20
3FG Pct.	1.000 (4-4)	Leaky Black, North Carolina, 1/5/21
		Isaac McGlone, Eastern Kentucky, 12/19/14
FTM	15	Zabian Dowdell, Virginia Tech, 1/23/07
		Tyler Hansbrough, North Carolina, 1/23/08
FTA	18	Zabian Dowdell, Virginia Tech, 1/23/07
FT Pct.	1.000 (11-11)	Jon Scheyer, Duke, 1/14/07
		Al Thornton, Florida State, 3/3/07
Rebs	18	Gani Lawal, Georgia Tech, 2/10/10
Assists	12	Markell Johnson, NC State, 2/5/20
Steals	6	..	Nickeil Alexander-Walker, Va. Tech, 1/30/19
		Chris Jones, Louisville, 2/3/15
		Jeremy Chappell, Robert Morris, 12/14/08
Blocks	6	Joakim Noah, Florida, 12/22/05
Turnovers	9	Tavarus Alston, NC A&T, 12/21/09
		Rakim Sanders, Boston College, 3/5/08
		Jason Willis, NC A&T, 12/23/07

TEAM - MIAMI

Pts (Game)	108	vs. Nova Southeastern, 11/16/09
Pts (Half)	61	vs. Nova Southeastern (1H), 11/16/09
Comb. Pts	191	Miami 96, Duke 95, 2/20/08
FGM	41	vs. Florida Southern, 11/9/07
FGA	78	vs. Florida Southern, 11/9/07
FG Pct	.667 (30-45)	...	vs. Birmingham Southern, 12/3/05
3FGM	18	vs. Coppin State, 12/21/19
3FGA	38	vs. Coppin State, 12/21/19
3FG Pct	.727 (8-11)	vs. Louisville, 2/27/16
FTM	32	vs. North Florida, 12/31/08
FTA	42	vs. North Florida, 12/31/08
		vs. Alabama State, 11/28/07
FT Pct.*	.933 (14-15)	vs. Boston College, 1/15/11
Rebounds	56	vs. Florida Southern, 11/15/08
Assists	29	vs. Florida Southern, 11/9/07
Steals	16	vs. Virginia Tech, 2/26/22
Blocks	14	vs. North Carolina, 1/4/03
Turnovers	24	vs. Florida State, 1/18/20

* Minimum 10 attempts

TEAM - OPPONENT

Pts (Game)	98	North Carolina, 1/23/08
		Florida State, 3/3/07
Pts (Half)	59	Duke (2H), 2/20/08
FGM	40	Duke, 1/4/20
FGA	79	South Alabama, 11/28/14
FG Pct.	.644 (38-59)	Syracuse, 2/14/04
3FGM	17	Syracuse, 1/5/22
3FGA	40	North Florida, 11/29/20
3FG Pct.	.571 (4-7)	NC State, 2/27/10
FTM	34	Virginia Tech, 1/23/07
FTA	42	Virginia Tech, 1/23/07
FT Pct.	1.000 (16-16)	Georgia Southern, 11/11/13
			1.000 (15-15)Clemson, 2/13/19
Rebs	47	Morgan State, 11/24/07
Assists	26	North Carolina, 1/19/19
Steals	17	Georgia Tech, 2/3/11
Blocks	10	Florida, 12/22/05
		Florida State, 1/18/20
Turnovers	28	Georgia Tech, 2/3/11

HOME ATTENDANCE

TOP 10 HOME ATTENDANCE FIGURES

Att	Opponent	Site	Result	Score	Date
15,147	Connecticut	Miami Arena	L	70-68 (OT)	1/20/99
11,263	Connecticut	Miami Arena	L	75-67	3/4/95
11,051	Ohio State	National Car Rental Center	W	72-64	12/27/98
10,896	Georgetown	Miami Arena	L	75-58	2/15/92
10,497	Rutgers	Miami Arena	W	68-63	2/27/99
10,419	Georgetown	Miami Arena	W	68-65 (OT)	1/18/97
10,231	Connecticut	Miami Arena	L	77-58	1/18/92
10,140	North Carolina	National Car Rental Center	L	78-68	12/18/99
10,135	Connecticut	Miami Arena	W	68-66	2/2/02
10,037	Notre Dame	Miami Arena	L	90-77	2/23/02

TOP THREE HOME STUDENT ATTENDANCE FIGURES

Att	Opponent	Site	Result	Score	Date
1,986	Notre Dame	Watsco Center	L	68-64	2/2/22
1,682	Florida State	Watsco Center	L	61-70	1/22/22
1,667	Minnesota	BankUnited Center	W	63-58	12/2/09

YEARLY HOME ATTENDANCE (since rebirth)

Year	Site	Total	Games	Avg.	Conference Games		
					Total	Games	Avg.
1985-86	Knight Center	54,544	18	3,030	—	—	—
1986-87	Knight Center	43,129	17	2,537	—	—	—
1987-88	Knight Center	41,343	18	2,297	—	—	—
1988-89	Miami Arena	48,968	17	2,880	—	—	—
1989-90	Miami Arena	33,505	16	2,094	—	—	—
1990-91	Miami Arena	33,406	15	2,227	—	—	—

Joined BIG EAST

1991-92	Miami Arena	56,677	14	4,048	46,380	9	5,153
1992-93	Miami Arena	51,262	15	3,417	41,169	9	4,574
1993-94	Miami Arena	38,219	15	2,548	28,154	9	3,128
1994-95	Miami Arena	53,953	15	3,597	43,630	9	4,848
1995-96	Miami Arena	46,150	16	2,884	34,186	9	3,798
1996-97	Miami Arena	60,517	15	4,034	48,093	9	5,344
1997-98	Miami Arena	65,958	14	4,711	47,132	9	5,236
1998-99	Miami Arena	75,560	13	5,812	57,609	9	6,401
1999-00	Miami Arena	63,920	16	3,995	33,268	8	4,159
2000-01	Miami Arena	46,364	16	2,898	26,718	8	3,340
2001-02	Miami Arena	65,466	15	4,364	51,248	8	6,406
2002-03	Miami Arena/CC*	50,397	14	3,600	35,203	8	4,400
2003-04	Convocation Center	45,813	18	2,545	26,160	8	3,270

Joined ACC

2004-05	Convocation Center	68,842	16	4,303	51,027	8	6,378
2005-06	BankUnited Center&	68,247	16	4,265	46,091	8	5,761
2006-07	BankUnited Center	51,974	15	3,465	34,065	8	4,258
2007-08	BankUnited Center	69,152	16	4,322	49,115	8	6,139
2008-09	BankUnited Center	72,599	16	4,537	45,155	8	5,644
2009-10	BankUnited Center	75,411	16	4,713	44,319	8	5,540
2010-11	BankUnited Center	80,963	17	4,763	47,048	8	5,881

Under Jim Larrañaga

2011-12	BankUnited Center	70,854	18	3,936	39,981	8	4,998
2012-13	BankUnited Center	87,212	15	5,814	65,646	9	7,294
2013-14	BankUnited Center	92,424	16	5,776	56,957	9	6,329
2014-15	BankUnited Center	91,991	18	5,111	55,322	9	6,147
2015-16	BankUnited Center	112,110	16	7,007	64,313	9	7,146
2016-17	Watsco Center+	113,701	16	7,106	65,480	9	7,276
2017-18	Watsco Center	99,639	14	7,117	65,138	9	7,238
2018-19	Watsco Center	106,316	16	6,645	61,189	9	6,799
2019-20	Watsco Center	79,415	14	5,673	59,753	10	5,975
2020-21 [^]	Watsco Center	0	15	0	0	10	0
2021-22	Watsco Center	64,383	15	4,292	50,039	10	5,004
Totals		2,380,384	582	4,198[^]	1,419,588	269	5,481[^]

* Played the first five home games of the season at Miami Arena and the final nine at the Convocation Center & Convocation Center name changed to BankUnited Center before the 2016-17 season

+ BankUnited Center name changed to Watsco Center before the 2016-17 season

[^] No tickets were sold due to the COVID-19 pandemic and that season is excluded from the "Avg." calculation

TOP ATTENDANCES AT WATSCO CENTER / HOME RECORDS BY VENUE

Date	Opponent	Total	Result
Sellouts			
1/22/22	Florida State	7,972	L, 61-60
1/15/18	[25/23] #5/5 Duke	7,972	L, 75-83
2/25/17	#10/11 Duke	7,972	W, 55-50
1/12/17	#20 Notre Dame	7,972	L, 62-67
1/25/16	[15/13] #24/20 Duke	7,972	W, 80-69
1/9/16	[12/11] Florida State	7,972	W, 72-59
12/8/15	[17/20] Florida	7,972	W, 66-55
2/28/15	#15/18 North Carolina	7,972	L, 64-73
1/22/14	#18 Duke	7,972	L, 46-67
3/9/13	[6/7] Clemson	7,972	W, 62-49
2/19/13	[2/2] Virginia	7,972	W, 54-50
2/9/13	[8/11] North Carolina	7,972	W, 87-61
1/27/13	[25] Florida State	7,972	W, 71-47
1/23/13	[25] #1 Duke	7,972	W, 90-63
2/13/11	#5 Duke	7,972	L, 71-81

Date	Opponent	Total	Result
2/15/09	#3 North Carolina	7,200	L, 65-69
1/12/19	Wake Forest	7,197	W, 76-65
1/24/18	Louisville	7,190	W, 78-75 OT
11/25/17	North Florida	7,189	W, 86-65
1/31/10	Virginia Tech	7,189	W, 82-75
1/31/18	Pitt	7,169	W, 69-57
3/3/18	Virginia Tech	7,164	W, 69-68
1/19/19	#13/15 North Carolina	7,131	L, 76-85
1/27/19	#RV/23 Florida State	7,122	L, 66-78
1/25/14	#2 Syracuse	7,122	L, 52-64
11/10/17	Gardner-Webb	7,073	W, 77-45
2/15/12	#8/7 North Carolina	7,071	L, 64-73
1/4/20	#2 Duke	7,049	L, 62-95
3/6/10	Florida State	7,014	L, 60-61
2/24/18	Boston College	7,010	W, 79-78
1/23/08	#5/4 North Carolina	7,000	L, 82-98
1/12/08	[25] Georgia Tech	7,000	W, 78-68
12/3/06	#21/25 Georgia Tech	7,000	W, 90-82
2/12/06	#23/24 North Carolina	7,000	L, 70-80
1/18/06	Clemson	7,000	W, 62-38
12/22/05	#5 Florida	7,000	L, 67-77
2/26/05	Georgia Tech	7,000	L, 72-76
2/15/05	#5 Wake Forest	7,000	L, 63-68
2/5/05	#22/24 Maryland	7,000	W, 75-73 OT
1/19/05	#4 Duke	7,000	L, 83-92

Date	Opponent	Total	Result
Other Crowds of 7,000+			
1/7/18	Florida State	7,647	W, 80-74
11/5/19	#5 Louisville	7,576	L, 74-87
2/27/13	[5/7] Virginia Tech	7,434	W, 76-58
1/15/14	Florida State	7,413	L, 53-63
3/6/13	[6/7] Georgia Tech	7,394	L, 69-71
2/13/18	#1/3 Virginia	7,333	L, 50-59
2/26/12	#15/16 Florida State	7,261	W, 78-62

MIAMI'S RECORD AT ...

Year	Home Site	Home	(Site Total)	Away	Neutral	Total
1985-86	Knight Center	12-6		1-8	1-0	14-14
1986-87	Knight Center	9-8		1-6	5-2	15-16
1987-88	Knight Center	11-7	(32-21)	3-5	3-2	17-14
1988-89	Miami Arena	12-5		2-6	5-1	19-12
1989-90	Miami Arena	11-5		2-8	0-2	13-15
1990-91	Miami Arena	8-7		0-11	1-1	9-19
1991-92	Miami Arena	4-10		0-11	4-3	8-24
1992-93	Miami Arena	10-5		0-10	0-2	10-17
1993-94	Miami Arena	5-10		2-9	0-1	7-20
1994-95	Miami Arena	11-4		4-8	0-1	15-13
1995-96	Miami Arena	12-4		2-8	1-1	15-13
1996-97	Miami Arena	12-3		3-9	1-1	16-13
1997-98	Miami Arena	11-3		7-5	0-2	18-10
1998-99	Miami Arena	11-2		10-3	2-2	23-7
1999-00	Miami Arena	11-4		8-2	4-5	23-11
2000-01	Miami Arena	12-4		4-8	0-1	16-13
2001-02	Miami Arena	13-2		5-4	6-2	24-8
2002-03	Miami Arena	5-0	(148-68)			
	Convocation Center	4-5	first game Jan. 4, 2003	2-10	0-2	11-17
2003-04	Convocation Center	10-8		3-6	1-2	14-16
2004-05	Convocation Center	11-5		5-6	0-2	16-13
2005-06	BankUnited Center	11-5		4-8	3-3	18-16
2006-07	BankUnited Center	8-7		3-9	1-4	12-20
2007-08	BankUnited Center	14-2		4-6	5-3	23-11
2008-09	BankUnited Center	12-4		5-7	2-2	19-13
2009-10	BankUnited Center	12-4		2-8	6-1	20-13
2010-11	BankUnited Center	13-4		4-9	4-2	21-15
2011-12	BankUnited Center	14-4		5-8	1-1	20-13
2012-13	BankUnited Center	14-1		10-3	5-3	29-7
2013-14	BankUnited Center	8-8		7-6	2-2	17-16
2014-15	BankUnited Center	12-6		8-4	5-3	25-13
2015-16	BankUnited Center	15-1		6-5	6-2	27-8
2016-17	Watsco Center	14-2		4-6	3-4	21-12
2017-18	Watsco Center	11-3		8-4	3-3	22-10
2018-19	Watsco Center	11-5		0-10	3-3	14-18
2019-20	Watsco Center	9-5		4-8	2-3	15-16
2020-21	Watsco Center	7-8		1-8	2-1	10-17
2021-22	Watsco Center	10-5	(220-92)	10-2	6-4	26-11
Totals		400-181		149-254	93-79	642-514



RESULTS

Regular Season Tournaments/Events.....	246-248
Series Records	249-251
All-Time Series Results	252-269
Year-by-Year Results	270-295

REGULAR SEASON TOURNAMENTS/EVENTS

ALL-TOURNAMENT TEAMS

2001 Virgin Islands Paradise Jam

John Salmons Tournament MVP
Darius Rice All-Tournament Team

2001 Orange Bowl Basketball Classic

James Jones Game MVP

2007 O'Reilly Auto Parts Puerto Rico Tip-Off

Jack McClinton All-Tournament Team

2011 Orange Bowl Basketball Classic

Kenny Kadji Game MVP

2014 Gildan Charleston Classic

Angel Rodriguez Most Valuable Player
Tonye Jekiri All-Tournament Team

2015 Puerto Rico Tip Off

Angel Rodriguez Most Outstanding Player
Sheldon McClellan All-Tournament Team
Tonye Jekiri All-Tournament Team

2016 Hoophall Miami Invitational

Kamari Murphy Tournament MVP

2017 Diamond Head Classic

Dewan Huell All-Tournament Team

2018 Wooden Legacy

Zach Johnson All-Tournament Team

1954-55

Blue Gray Tournament (Montgomery, Ala.)
12/17 vs. Tennessee L, 89-80
12/18 vs. Washington & Lee W, 80-75

1955-56

Orange Bowl Classic (Miami, Fla.)
12/29 vs. Tulane W, 86-75
12/30 vs. West Virginia L, 83-78
Senior Bowl Classic (Mobile, Ala.)
1/04 vs. Memphis State L, 79-71
1/05 vs. Clemson L, 98-76

1956-57

Orange Bowl Classic (Miami, Fla.)
12/27 vs. Connecticut L, 74-70
12/28 vs. Valparaiso L, 81-76
12/29 vs. Seton Hall L, 92-80

1957-58

Montgomery Classic (Montgomery, Ala.)
12/13 vs. Mississippi L, 66-64
12/14 vs. Texas Christian L, 82-59

1958-59

Steel Bowl Classic (Pittsburgh, Pa.)
12/12 vs. Pittsburgh L, 69-65
12/13 vs. Clemson L, 66-61
The Citadel Invitational (Charleston, S.C.)
12/20 vs. The Citadel L, 93-77
Hurricane Classic
12/29 vs. Tulane W, 94-74
12/30 vs. Miami (Ohio) L, 89-87 (OT)

1959-60

Hurricane Classic
12/28 vs. Brigham Young W, 110-93
12/29 vs. Xavier W, 87-69

1960-61

Hurricane Classic
12/28 vs. Army W, 82-75
12/29 vs. Holy Cross W, 77-71

1961-62

Hurricane Classic
12/28 vs. Miami (Ohio) W, 83-73
12/29 vs. Temple L, 85-67

1962-63

Hurricane Classic
12/27 vs. Cornell W, 94-85
12/28 vs. Pittsburgh W, 86-85

1963-64

Hurricane Classic
12/27 vs. Army W, 79-71
12/28 vs. Syracuse L, 86-85 (OT)

1964-65

Steel Bowl (Pittsburgh, Pa.)
12/4 vs. Duquesne W, 99-95
12/5 vs. Pittsburgh W, 85-71
Hurricane Classic
12/28 vs. Yale W, 86-71
12/29 vs. Maryland W, 80-73

1965-66

Hurricane Classic
12/27 vs. Boston W, 81-60
12/28 vs. Louisville L, 86-84 (OT)

1966-67

Volunteer Classic
12/16 vs. Clemson L, 73-64
12/17 vs. Auburn W, 87-73
Hurricane Classic
12/27 vs. Pennsylvania W, 82-78
12/28 vs. #17 Western Kentucky L, 94-89

1967-68

Hurricane Classic
12/27 vs. Dartmouth W, 100-81
12/28 vs. NYU W, 102-91

1968-69

Sunshine State Classic (Jacksonville, Fla.)
12/6 vs. Florida State L, 111-84
12/7 vs. Florida L, 111-62
Marshall Tournament (Huntington, W.Va.)
12/20 vs. Yale W, 77-71
12/21 vs. Maryland L, 95-92
Hurricane Classic
12/27 vs. Pittsburgh W, 72-70
12/28 vs. Illinois L, 86-76

REGULAR SEASON TOURNAMENTS/EVENTS

1969-70

Steel Bowl (Pittsburgh, Pa.)	
12/5 vs. Pittsburgh	W, 85-67
12/6 vs. Duquesne	L, 94-88
Hurricane Classic	
12/29 vs. Seton Hall	L, 76-69
12/30 vs. #5 Ohio	L, 99-74

1970-71

Husker Classic (Lincoln, Neb.)	
12/18 vs. Nebraska	L, 85-58
12/19 vs. Oklahoma City	L, 94-91 (OT)

1985-86

AMI Classic (Miami, Fla.)	
11/29 vs. Georgia State	W, 82-77
11/30 vs. Georgia	W, 81-78
Orange Bowl Tournament (Miami, Fla.)	
12/27 vs. Brown	L, 62-61
12/28 vs. Manhattan	W, 79-61

1986-87

AMI Classic (Miami, Fla.)	
11/28 vs. Central Florida	W, 64-54
11/29 vs. Penn State	L, 74-61
Palm Beach Hurricane Classic (Fla.)	
12/29 vs. Yale	W, 78-75 (OT)
12/30 vs. Stanford	W, 71-58
Puerto Rico Tournament (P.R.)	
1/8 vs. Bayamon (P.R.)	W, 75-54
1/9 vs. Rio Piedras (P.R.)	W, 111-64
1/10 vs. Radford	W, 66-62

1987-88

Great Alaska Shootout (Anchorage, Alaska)	
11/27 vs. #9 Michigan	L, 109-76
11/28 vs. Duquesne	W, 84-73
11/29 vs. Alaska Anchorage	L, 78-77
City of Miami Classic (Miami, Fla.)	
12/4 vs. Colgate	W, 96-68
12/5 vs. South Carolina	L, 76-63
Eastern Airlines Palm Beach Classic (Fla.)	
12/29 vs. American	W, 104-70
12/30 vs. #11 Purdue	L, 110-82

1988-89

Chaminade Classic (Honolulu, Hawaii)	
12/23 vs. Saint Louis	L, 86-73
12/24 vs. Eastern Illinois	W, 83-68
12/25 vs. Old Dominion	W, 77-76
Eastern Airlines Palm Beach Classic (Fla.)	
12/28 vs. Penn	W, 102-69
12/30 vs. Wichita State	W, 81-59

1989-90

Eastern Airlines Palm Beach Classic (Fla.)	
12/27 vs. Lehigh	L, 83-59
12/29 vs. Boston College	L, 69-60

1990-91

Eastern Airlines Palm Beach Classic (Fla.)	
12/27 vs. Miami (Ohio)	L, 101-99
12/28 vs. Mississippi St.	W, 74-67

1991-92

San Juan Shootout (San Juan, Puerto Rico)	
11/29 vs. Maine	W, 62-57
11/30 vs. Eastern Kentucky	L, 66-61
12/1 vs. Tennessee	W, 72-60
Palm Beach Classic (Palm Beach, Fla.)	
12/27 vs. Marshall	W, 70-55
12/29 vs. George Washington	L, 78-64

1994-95

Orange Bowl Classic (Miami, Fla. - Miami Arena)	
12/28 vs. UNLV	L, 56-55

1995-96

Orange Bowl Classic (Miami, Fla. - Miami Arena)	
12/27 vs. Tennessee	L, 56-54

1996-97

Orange Bowl Classic (Miami, Fla. - Miami Arena)	
12/28 vs. DePaul	W, 61-45

1997-98

Orange Bowl Classic (Miami, Fla. - Miami Arena)	
12/27 vs. #23 Georgia Tech	L, 69-61

1998-99

Orange Bowl Classic (Sunrise, Fla.)	
12/27 vs. Ohio State	W, 72-64

1999-00

Orange Bowl Classic (Sunrise, Fla.)	
12/18 vs. #7/9 North Carolina	L, 78-68
San Juan Shootout (San Juan, Puerto Rico)	
12/20 vs. UL-Lafayette	L, 66-60
12/21 vs. Detroit-Mercy	W, 68-64
12/22 vs. Illinois State	L, 87-78

2000-01

Orange Bowl Classic (Sunrise, Fla.)	
12/16 vs. Nebraska	L, 72-64

2001-02

Paradise Jam (U.S. Virgin Islands)	
11/18 vs. Eastern Michigan	W, 93-56
11/19 vs. UAB	W, 81-79
11/20 vs. Clemson	W, 67-65
Orange Bowl Classic (Miami, Fla. - AA Arena)	
12/15 vs. #21/24 Indiana	W, 58-53

2002-03

Orange Bowl Classic (Miami, Fla. - AA Arena)	
12/21 vs. #13 Florida	L, 94-93 (2OT)

2003-04

Las Vegas Tournament (Coral Gables, Fla.)	
11/21 vs. Lubbock Christian	W, 86-66
11/23 vs. UL-Monroe	W, 78-60
Las Vegas Tournament (Las Vegas, Nev.)	
11/25 vs. Rhode Island	L, 54-53
11/26 vs. Bradley	L, 83-82
Orange Bowl Classic (Miami, Fla. - AA Arena)	
12/20 vs. Temple	W, 72-66

REGULAR SEASON TOURNAMENTS/EVENTS

2004-05

Orange Bowl Classic (Miami, Fla. - AA Arena)
11/27 vs. Xavier L, 83-70 (OT)

2005-06

BCA Classic (Seattle, Wash.)
11/13 vs. Texas-Arlington W, 76-65
11/14 vs. Air Force L, 57-53
11/15 vs. Wisc.-Green Bay W, 80-54
Orange Bowl Classic (Sunrise, Fla.)
12/31 vs. Louisville L, 58-43

2006-07

American Youth Classic (Evansville, Ind.)
11/17 vs. Evansville W, 74-69
11/18 vs. Buffalo L, 60-57
11/19 vs. Cleveland State L, 78-67
Orange Bowl Classic (Sunrise, Fla.)
12/30 vs. Nebraska L, 82-67

2007-08

Puerto Rico Tip-Off (San Juan, Puerto Rico)
11/15 vs. Marist W, 85-61
11/16 vs. VCU W, 69-63
11/18 vs. Providence W, 64-58
Orange Bowl Classic (Sunrise, Fla.)
12/29 vs. [19] Winthrop L, 76-70

2008-09

Paradise Jam (U.S. Virgin Islands)
11/21 [17/16] vs. Southern Miss W, 70-60
11/23 [17/16] vs. #2 Connecticut L, 76-63
11/24 [22/21] vs. San Diego W, 80-45

2009-10

Charleston Classic (Charleston, S.C.)
11/19 vs. Tulane W, 74-54
11/20 vs. UNC Wilmington W, 67-60
11/22 vs. South Carolina W, 85-70
Orange Bowl Classic (Sunrise, Fla.)
12/19 vs. Florida Atlantic W, 87-69

2010-11

Las Vegas Holiday Hoops Classic (Coral Gables, Fla.)
12/12 Stetson W, 68-54
Las Vegas Holiday Hoops Classic (Las Vegas)
12/21 vs. Oral Roberts W, 69-56
12/22 vs. Rice W, 73-67
12/23 vs. Akron W, 69-61
Orange Bowl Classic (Sunrise, Fla.)
12/18 vs. UCF L, 84-78

2011-12

Orange Bowl Classic (Sunrise, Fla.)
12/17 vs. Florida Atlantic W, 93-90 (2OT)

2012-13

Diamond Head Classic (Honolulu, Hawaii)
12/22 at Hawai'i W, 73-58
12/23 vs. #4/5 Arizona L, 69-50
12/25 vs. Indiana State L, 57-55 (OT)

2013-14

Wooden Legacy
11/18 at College of Charleston W, 70-54
Wooden Legacy (Anaheim, Calif.)
11/28 vs. George Washington L, 71-63 (OT)
11/29 at Cal St. Fullerton W, 48-46
12/1 vs. Arizona State W, 60-57

2014-15

Charleston Classic (Charleston, S.C.)
11/20 vs. Drexel W, 66-46
11/21 vs. Akron W, 79-51
11/23 vs. Charlotte W, 77-58
Charleston Classic
11/25 at Charlotte W, 77-74
Brooklyn Holiday Hoops Invitational (Brooklyn, N.Y.)
12/22 vs. Providence L, 76-62

2015-16

Puerto Rico TipOff (San Juan, P.R.)
11/19 vs. Mississippi State W, 105-79
11/20 vs. #16 Utah W, 90-66
11/22 vs. #22/20 Butler W, 85-75

2016-17

AdvoCare Invitational (Orlando, Fla.)
11/24 vs. Stanford W, 67-53
11/25 vs. #21/22 Iowa State L, 73-56
11/27 vs. Florida L, 65-56
Hoophall Miami Invitational (Miami, Fla. - AA Arena)
12/3 vs. Wofford W, 74-57

2017-18

Hoophall Miami Invitational (Miami, Fla. - AA Arena)
12/2 vs. Princeton W, 80-52
Hawaiian Airlines Diamond Head Classic
12/23 at Hawai'i W, 75-57
12/23 vs. New Mexico State L, 63-54
12/25 vs. Middle Tennessee W, 84-81

2018-19

Wooden Legacy (Fullerton, Calif.)
11/22 vs. La Salle W, 85-49
11/23 vs. Fresno State W, 78-76
11/25 vs. Seton Hall L, 83-81
Hoophall Miami Invitational (Miami, Fla. - AA Arena)
12/1 vs. Yale L, 77-73

2019-20

Charleston Classic (Charleston, S.C.)
11/21 vs. Missouri State W, 74-70
11/22 vs. Florida L, 78-58
11/24 vs. Connecticut L, 80-55
Air Force Reserve Basketball HOF Invitational (Brooklyn, N.Y.)
12/17 vs. Temple W, 78-77

2021-22

ESPN Events Invitational (Kissimmee, Fla.)
11/25 vs. Dayton L, 76-60
11/26 vs. North Texas W, 69-63
11/28 vs. #10/9 Alabama L, 96-64
Basketball Hall of Fame Invitational (Brooklyn, N.Y.)
12/12 vs. Fordham W, 72-66

SERIES RECORDS

Opponent	Record	1st Mtg.	Last Mtg.	Opponent	Record	1st Mtg.	Last Mtg.
Agoga	2-0	1928-29	1928-29	Cleveland State	0-1	11/19/06	11/19/06
Air Force	0-1	11/14/05	11/14/05	Coast Guard	2-0	1/11/46	1/26/46
Akron	2-1	12/8/56	11/21/14	Colgate	1-0	12/4/87	12/4/87
Alabama	1-3	12/13/68	11/28/21	College of Charleston	4-0	1946-47	12/19/15
Alabama A&M	1-0	12/14/19	12/14/19	Colorado	0-1	1/3/57	1/3/57
UAB	1-0	11/19/01	11/19/01	Columbia	3-1	12/18/52	12/28/16
Alabama State	2-1	12/21/87	11/28/07	Connecticut	8-17	12/27/56	11/24/19
Alaska-Anchorage	0-1	11/29/87	11/29/87	Coppin State	3-0	2/28/87	12/21/19
Albany Ga. Blues	0-1	1938-39	1938-39	Cornell	1-0	12/27/62	12/27/62
Alcorn State	1-0	11/14/06	11/14/06	Creighton	3-2	12/10/64	3/20/06
Alumni	1-0	1941-42	1941-42	Culver-Stockton	1-0	1951-52	1951-52
American	2-1	2/13/71	12/29/87	Dartmouth	3-1	12/27/50	12/17/90
Appalachian State	2-0	12/30/04	12/23/12	Davidson	3-1	2/27/89	2/1/92
Arizona	0-3	1/18/86	12/23/12	Dayton	1-8	12/5/56	11/25/21
Arizona State	1-2	1/20/90	12/1/13	DePaul	1-6	2/27/88	12/28/96
Arkansas	1-0	3/17/00	3/17/00	Detroit-Mercy	2-0	12/21/99	11/24/12
Arkansas-Pine Bluff	1-0	12/18/02	12/18/02	Drexel	1-0	11/20/14	11/20/14
Armstrong State	1-0	2/16/87	2/16/87	Duke	9-23	12/21/62	3/11/22
Army West Point	3-0	2/8/58	12/27/63	Duquesne	2-1	12/4/64	11/28/88
Auburn	2-1	12/17/66	3/20/22	Eastern Airlines	1-0	1939-40	1939-40
Banana River A.F.	1-0	2/28/47	2/28/47	Eastern Illinois	2-1	3/7/49	12/18/00
Baptist	2-0	1/23/71	12/1/89	Eastern Kentucky	2-2	12/16/67	12/19/14
Barry	2-0	11/23/91	12/11/92	Eastern Michigan	1-0	11/18/01	11/18/01
Bethune-Cookman	6-0	12/5/88	11/17/18	Eglin Field	0-1	2/24/53	2/24/53
Binghamton	0-1	12/20/06	12/20/06	Elon	0-1	2/6/40	2/6/40
Birmingham-Southern	1-0	12/3/05	12/3/05	Evansville	1-0	11/17/06	11/17/06
Boca Chica	1-0	1951-52	1951-52	Fairfield	0-1	1/2/86	1/2/86
Boca Raton AAF	1-2	1/25/46	1/29/47	Fairleigh Dickinson	1-1	2/10/87	1/4/88
Boston College	28-27	12/4/62	3/10/22	Florida	24-47	2/15/28	11/22/19
Boston University	2-0	12/27/65	12/5/17	Florida A&M	9-0	2/10/68	11/21/21
Bowling Green	0-1	2/1/52	2/1/52	Florida Atlantic	25-1	2/14/89	11/16/21
Boynton	1-0	1939-40	1939-40	FGCU	3-2	2009-10	12/12/20
Bradley	1-1	12/22/55	11/26/03	FIU	12-1	2/18/87	12/12/08
Brandeis	0-1	1/4/54	1/4/54	Florida Southern	60-8	1/25/28	11/15/08
Brighton Young	2-2	12/28/59	2/4/89	Florida State	36-53	12/19/50	1/22/22
Brooklyn College	3-0	1/31/86	1/12/90	Fordham	2-1	12/22/70	12/12/21
Brown	1-1	12/19/67	12/27/85	Ft. Lauderdale NAS	0-1	2/4/46	2/4/46
Bucknell	2-0	1/4/69	1/3/70	Fresno State	1-0	11/23/18	11/23/18
Buffalo	3-1	12/19/93	3/17/16	Furman	0-2	1/4/52	1/3/55
Butler	1-0	11/22/15	11/22/15	Gardner-Webb	1-0	11/10/17	11/10/17
Cal State Fullerton	1-0	11/29/13	11/29/13	George Mason	1-1	11/1/90	11/23/90
Campbell	1-0	12/29/18	12/29/18	George Washington	2-3	2/11/71	12/16/17
Canisius	1-0	11/9/21	11/9/21	Georgetown	12-19	1/24/55	2/7/04
Caribbean A.S.	1-0	1945-46	1945-46	Georgia	1-3	1938-39	12/22/92
Centenary	2-2	12/10/59	2/12/70	Georgia Southern	1-0	11/11/13	11/11/13
Central Connecticut St.	1-0	2/15/90	2/15/90	Georgia State	3-0	11/29/85	12/18/98
UCF	8-3	11/28/86	11/13/21	Georgia Tech	16-12	1/3/53	2/9/22
Charlotte	7-4	11/21/97	12/5/15	Hartford	3-1	3/3/86	12/11/99
Checker Cab	1-0	1948-49	1948-49	Havana	5-1	2/3/28	1/8/49
Church League All-Stars	1-0	1928-29	1928-29	Hawai'i	4-1	12/6/67	12/22/17
The Citadel	1-1	12/20/58	11/22/85	Hofstra	1-0	1/4/86	1/4/86
Cincinnati	1-0	2/6/47	2/6/47				
City Hall	1-0	1928-29	1928-29				
Clemson	15-17	1/5/56	12/4/21				

SERIES RECORDS

Opponent	Record	1st Mtg.	Last Mtg.	Opponent	Record	1st Mtg.	Last Mtg.
Holy Cross	1-0	12/29/61	12/29/61	Middle Tennessee	1-0	12/25/18	12/25/18
Houston	5-9	1/25/56	2/20/71	Minnesota	2-1	12/2/09	11/29/17
Houston Baptist	1-0	12/19/18	12/19/18	Mississippi	3-1	12/21/49	11/25/11
Howard	2-1	12/6/91	11/14/14	Mississippi College	1-0	1/19/56	1/19/56
				Mississippi State	3-2	12/13/57	11/19/15
Illinois	3-1	12/28/69	12/2/19	Missouri	0-1	3/14/02	3/14/02
Illinois State	0-1	12/22/99	12/22/99	Missouri State	2-0	3/14/02	11/21/19
Indiana State	0-1	12/25/12	12/25/12	Monmouth	1-1	2/4/88	11/23/99
Indiana	1-0	12/15/01	12/15/01	Morehead State	4-3	1/18/47	2/1/71
Iona	1-0	1/7/60	1/7/60	Morgan State	2-0	11/19/05	11/24/07
Iowa State	1-1	11/25/16	3/25/22	Mount St. Mary's	1-0	12/8/66	12/8/66
				Muffetts	2-0	12/14/48	12/6/49
Jacksonville Navy	1-2	1941-42	1941-42	Murray State	2-1	1/30/53	12/8/61
Jacksonville	28-6	12/2/57	12/19/20				
Jewish Prog. AA-Atlanta	0-1	1938-39	1938-39	Navy	1-1	11/12/17	11/12/17
Junior C. of C.	1-1	1928-29	1928-29	Navy Rec. Barracks	0-1	1/16/46	1/16/46
				Nebraska	2-4	11/30/51	12/1/15
Kansas	1-4	1/17/87	3/27/22	Nevada	1-1	12/14/63	12/11/66
Kentucky	1-3	12/3/56	12/6/08	New Hampshire	1-0	11/23/02	11/23/02
Kentucky Wesleyan	4-1	1/31/56	2/22/60	New Mexico	0-2	1/29/87	2/1/89
Key West Navy	1-0	1951-52	1951-52	New Mexico State	0-1	12/23/18	12/23/18
				New Orleans	0-2	1/7/86	2/15/86
Lafayette	4-1	1/11/71	11/25/06	New York University	1-1	12/29/54	12/28/67
La Salle	9-9	2/5/51	11/22/18	Niagara	1-0	12/10/64	12/10/64
Lehigh	7-1	12/4/70	11/9/18	Norfolk State	2-0	1/2/05	2/1/14
Lipscomb	1-0	12/8/21	12/8/21	North Carolina	9-26	1/13/50	1/18/22
Long Island	1-0	12/16/88	12/16/88	North Carolina A&T	4-0	12/22/03	12/21/09
Louisiana	1-1	12/20/99	11/16/15	UNC Asheville	1-0	12/1/93	12/1/93
Louisiana Monroe	1-0	11/23/03	11/23/03	NC Central	4-0	1/3/09	3/17/15
LSU	3-1	12/11/50	12/27/01	NC State	13-15	1939-40	12/29/21
Louisville	6-13	1/5/51	2/16/22	UNC Greensboro	2-0	2/15/11	1/2/12
Loyola Chicago	0-1	3/15/18	3/15/18	UNC Wilmington	1-1	12/29/92	11/20/09
Loyola (MD)	1-0	12/30/13	12/30/13	North Florida	6-0	12/20/07	11/29/20
Loyola (N.O.)	9-7	12/10/52	12/10/52	North Texas	1-0	11/26/21	11/26/21
Lubbock Christian	1-0	11/21/03	11/21/03	Northeastern	2-1	1/31/91	11/27/15
				Northeastern Illinois	2-0	11/25/94	11/24/95
Maine	1-0	11/29/91	11/29/91	Northern Iowa	1-0	11/27/98	11/27/98
Manhattan	1-0	12/28/85	12/28/85	Northwestern	0-1	11/28/06	11/28/06
Marist	2-1	2/1/88	11/15/07	Notre Dame	12-15	2/22/86	2/2/22
Marquette	2-3	3/5/86	3/28/13	Nova Southeastern	1-0	11/16/09	11/16/09
Marshall	2-1	1941-42	12/27/91				
<i>Maryland</i>	13-9	1/28/49	1/29/14	Ohio State	2-2	12/21/53	12/2/08
UMBC	3-0	1/11/88	12/9/03	Ohio	1-1	12/21/53	12/30/69
Maryland Eastern Shore	3-0	2/12/86	11/25/88	Oklahoma City	5-4	2/10/58	1/22/71
Massachusetts	4-0	12/12/04	12/1/12	Oklahoma State	1-0	3/15/06	3/15/06
McDill Field	2-0	2/19/46	1/31/48	Old Dominion	1-0	12/26/88	12/26/88
McNeese State	1-0	11/24/10	11/24/10	Oral Roberts	2-1	11/28/88	12/21/10
Mediterranean A.S.	1-0	1945-46	1945-46	Oregon State	0-1	12/1/69	12/1/69
Memphis	5-8	1/4/56	12/6/11				
Mercer	1-1	1938-39	2/3/90	Pacific	1-0	3/22/13	3/22/13
Miami Beach	1-0	1928-29	1928-89	Penn	6-4	1/2/48	12/4/18
Miami Beach All-Stars	1-0	12/3/52	12/3/52	Penn State	1-4	11/29/86	12/1/22
Miami Beach Canoe Club	2-0	2/21/28	2/23/28	Pensacola NAS	2-0	2/14/47	2/15/47
Miami (Ohio)	5-4	1/17/47	12/27/90	Pepperdine	2-1	12/13/69	12/30/10
Michigan	0-4	11/27/87	3/22/06	Pi Chi	2-0	1939-40	12/30/10
Michigan State	1-1	11/28/12	3/17/17	Pittsburgh	25-20	12/26/47	2/22/22

SERIES RECORDS

Opponent	Record	1st Mtg.	Last Mtg.	Opponent	Record	1st Mtg.	Last Mtg.
Ponce de Leon	0-1	1928-29	1928-29	Tampa	44-10	1939-40	2/18/69
Princeton	3-1	12/28/48	12/2/17	Teachers College of Conn.	1-0	12/15/50	12/15/50
Providence	15-16	12/8/62	12/22/14	Temple	3-2	12/29/61	12/17/19
Purdue	1-3	12/30/87	12/8/20	Tennessee	1-3	12/17/54	12/22/96
Purdue Fort Wayne	1-0	12/30/03	12/30/03	Tennessee-Martin	1-0	12/29/00	12/29/00
Quinnipiac	2-0	12/29/99	11/16/19	Tennessee Tech	5-0	3/7/47	11/11/11
Radford	1-0	1/10/87	1/10/87	Texas	1-2	12/19/87	3/23/08
Redland	1-0	1928-29	1928-29	Texas A&M	3-0	12/19/56	11/26/02
Rhode Island	4-1	1/3/62	11/25/03	Texas Arlington	1-0	11/13/05	11/13/05
Rice	1-0	12/22/10	12/22/10	Texas Christian	0-1	12/14/57	12/14/57
Richmond	1-0	3/24/15	3/24/15	Texas Rio Grande Valley	1-0	11/13/15	11/13/15
Rider	1-0	12/18/85	12/18/85	Texas Southern	1-0	11/14/13	11/14/13
Rio Grande	0-1	12/19/53	12/19/53	Texas Tech	1-0	12/22/52	12/22/52
Robert Morris	2-0	11/30/94	12/14/08	Toledo	1-0	12/6/56	12/6/56
Rollins	36-13	1/14/28	2/23/65	Toronto	1-0	1/8/59	1/8/59
Rutgers	10-6	1/3/89	11/28/18	Towson	1-0	1/11/86	1/11/86
Sacred Heart	1-0	1/2/06	1/2/06	Tulane	5-4	1/22/47	11/19/09
St. Francis Brooklyn	1-1	3/16/63	11/8/13	Tulsa	1-1	2/22/62	3/24/00
St. Francis (PA)	2-0	1/5/87	12/30/01	Turner's Sports Shop	2-2	1928-29	1930-31
St. John's	14-16	1/3/63	12/27/08	UCLA	0-4	12/12/69	3/13/98
St. Joseph's (PA)	1-3	1/20/51	2/6/91	UNLV	0-2	12/28/94	11/29/96
<i>Saint Louis</i>	0-2	3/16/61	12/23/88	Utah	2-0	1/3/66	11/20/15
St. Mary's (CA)	5-0	12/12/63	3/21/08	Valparaiso	1-1	12/28/56	3/14/12
St. Peter's	1-0	1/19/63	1/19/63	Villanova	10-14	2/18/92	3/24/16
St. Thomas	2-0	12/3/69	12/17/87	Virginia	12-15	2/10/66	2/19/22
Sam Houston State	1-0	12/17/93	12/17/93	VCU	3-1	2/22/88	11/16/07
San Diego	1-0	11/24/08	11/24/08	Virginia Tech	25-20	1/10/01	2/26/22
San Diego State	1-1	1/31/87	2/6/88	Volks A.C.	0-1	2/10/28	2/10/28
San Francisco	2-1	12/8/60	12/9/65	Wagner	0-1	12/29/93	12/29/93
Santa Clara	0-3	12/6/60	12/7/65	Wake Forest	14-13	2/5/40	2/12/22
Savannah State	5-0	3/2/89	12/08/14	Washington	0-3	12/1/67	1/15/90
Sebring A.C.	1-0	2/16/28	2/16/28	Washington & Lee	1-0	12/18/54	12/18/54
Sebring Firemen	1-0	1930-31	1930-31	West Virginia	7-8	12/30/55	12/10/11
Seton Hall	8-16	12/29/56	11/25/18	Western Carolina	1-0	11/11/16	11/11/16
Seventh Naval District	0-1	1/17/46	1/17/46	Western Kentucky	1-13	3/8/47	12/28/66
Shenandoah Presb.	1-0	1940-41	1940-41	Wichita State	2-0	12/30/88	3/19/16
South Alabama	1-0	11/28/14	11/28/14	William & Mary	1-0	2/2/66	2/2/66
South Carolina	6-3	12/17/48	11/22/09	Winthrop	2-2	12/14/86	12/29/07
South Carolina State	2-1	11/23/04	12/6/16	Wisconsin	0-2	12/7/85	12/8/86
South Carolina Upstate	1-0	11/28/09	11/28/09	Wisconsin-Green Bay	2-2	12/9/85	12/06/14
Southern Cal	1-2	12/1/90	3/18/22	Wofford	3-0	11/20/04	12/3/16
USF	6-2	1/23/88	2/25/91	Xavier	2-1	2/2/56	11/27/04
Southern Illinois	1-0	11/14/97	11/14/97	Yale	4-3	12/29/50	12/1/18
SMU	0-2	12/19/90	12/19/90	YMHA	2-0	1940-41	12/15/48
Southern Miss	2-1	12/1/55	11/21/08	Definite 2022-23 Opponents listed in Bold			
Southwest Texas State	0-1	12/4/92	12/4/92	Possible 2022-23 Opponents listed in <i>Italics</i>			
Spring Hill College	0-2	12/14/55	12/14/55				
Stanford	2-2	12/30/86	11/24/16				
Stephen F. Austin	1-0	11/13/18	11/13/18				
Stetson	51-33	1/20/28	12/20/21				
Syracuse	11-20	11/28/63	3/5/22				

ALL-TIME SERIES RESULTS DATE / UM RANK / OPPONENT RANK / RESULT / LOCATION

AGOGA (2-0)

Home: 2-0 Away: 0-0
 Neutral: 0-0 Under Coach L: 0-0
 Since rebirth in 1985: 0-0
 1928-29 W 49-19 H
 1928-29 W 63-33 H

AIR FORCE (0-1)

Home: 0-0 Away: 0-0
 Neutral: 0-1 Under Coach L: 0-0
 Since rebirth in 1985: 0-1
 11/14/05 L 57-53 N

AKRON (2-1)

Home: 0-0 Away: 0-1
 Neutral: 2-0 Under Coach L: 1-0
 Since rebirth in 1985: 2-0
 12/8/56 L 106-80 A
 12/23/10 W 69-61 N
 11/21/14 W 79-51 N

ALABAMA (1-3)

Home: 1-0 Away: 0-2
 Neutral: 0-1 Under Coach L: 1-1
 Since rebirth in 1985: 1-3
 12/13/68 L 85-72 A
 3/23/11 L 79-64 A+
 3/21/15 W 73-66 H+
 11/28/21 - 10/9 L 96-64 N
 + NIT

UAB (1-0)

Home: 0-0 Away: 0-0
 Neutral: 1-0 Under Coach L: 0-0
 Since rebirth in 1985: 1-0
 11/19/01 W 81-79 N

ALABAMA A&M (1-0)

Home: 1-0 Away: 0-0
 Neutral: 0-0 Under Coach L: 1-0
 Since rebirth in 1985: 1-0
 12/14/19 W 88-74 H

ALABAMA STATE (2-1)

Home: 2-1 Away: 0-0
 Neutral: 0-0 Under Coach L: 0-0
 Since rebirth in 1985: 2-1
 12/21/87 W 110-107 H
 12/16/89 L 98-81 H
 11/28/07 W 83-74 H

ALASKA ANCHORAGE (0-1)

Home: 0-0 Away: 0-1
 Neutral: 0-0 Under Coach L: 0-0
 Since rebirth in 1985: 0-1
 11/29/87 L 78-77 A

ALBANY GA. BLUES (0-1)

Home: 0-1 Away: 0-0
 Neutral: 0-0 Under Coach L: 0-0
 Since rebirth in 1985: 0-0
 1938-39 L 53-35 H

ALCORN STATE (1-0)

Home: 1-0 Away: 0-0
 Neutral: 0-0 Under Coach L: 0-0
 Since rebirth in 1985: 1-0
 11/14/06 W 96-57 H

ALUMNI (1-0)

Home: 1-0 Away: 0-0
 Neutral: 0-0 Under Coach L: 0-0
 Since rebirth in 1985: 0-0
 1941-42 W 52-32 H

AMERICAN (2-1)

Home: 1-0 Away: 0-1
 Neutral: 1-0 Under Coach L: 0-0
 Since rebirth in 1985: 2-0
 2/13/71 L 93-82 A
 2/26/86 W 73-64 H
 12/29/87 W 104-70 N

APPALACHIAN STATE (2-0)

Home: 2-0 Away: 0-0
 Neutral: 0-0 Under Coach L: 1-0
 Since rebirth in 1985: 2-0
 12/30/04 W 80-63 H
 12/30/11 W 84-54 H

ARIZONA (0-3)

Home: 0-1 Away: 0-1
 Neutral: 0-1 Under Coach L: 0-1
 Since rebirth in 1985: 0-3
 1/18/86 L 81-74 OT H
 12/19/89 - 20 L 83-53 A
 12/23/12 - 4/5 L 69-50 N

ARIZONA STATE (1-2)

Home: 0-1 Away: 0-1
 Neutral: 1-0 Under Coach L: 1-0
 Since rebirth in 1985: 1-2
 1/20/90 L 62-58 H
 12/23/91 L 62-57 A
 12/1/13 W 60-57 N

ARKANSAS (1-0)

Home: 0-0 Away: 0-0
 Neutral: 1-0 Under Coach L: 0-0
 Since rebirth in 1985: 1-0
 3/17/00 23/25 - W 75-71 N\$
 \$ NCAA Tournament

ARKANSAS-PINE BLUFF (1-0)

Home: 1-0 Away: 0-0
 Neutral: 0-0 Under Coach L: 0-0
 Since rebirth in 1985: 1-0
 12/18/02 W 79-42 H

ARMSTRONG STATE (1-0)

Home: 1-0 Away: 0-0
 Neutral: 0-0 Under Coach L: 0-0
 Since rebirth in 1985: 1-0
 2/16/87 W 97-47 H

ARMY WEST POINT (3-0)

Home: 3-0 Away: 0-0
 Neutral: 0-0 Under Coach L: 0-0
 Since rebirth in 1985: 0-0
 2/8/58 W 92-82 H
 12/28/60 W 82-75 H
 12/27/63 W 79-71 H

AUBURN (2-1)

Home: 0-0 Away: 0-1
 Neutral: 2-0 Under Coach L: 1-0
 Since rebirth in 1985: 1-1
 12/17/66 W 87-73 N
 3/14/01 L 60-58 A+
 3/20/22 - 8/7 W 79-61 N\$
 + NIT
 \$ NCAA Tournament

BANANA RIVER A.F. (1-0)

Home: 1-0 Away: 0-0
 Neutral: 0-0 Under Coach L: 0-0
 Since rebirth in 1985: 0-0
 2/28/47 W 68-48 H

BAPTIST (2-0)

Home: 2-0 Away: 0-0
 Neutral: 0-0 Under Coach L: 0-0
 Since rebirth in 1985: 2-0
 1/23/86 W 71-60 H
 12/1/89 W 77-67 H

BARRY (2-0)

Home: 2-0 Away: 0-0
 Neutral: 0-0 Under Coach L: 0-0
 Since rebirth in 1985: 2-0
 11/23/91 W 80-67 H
 12/11/92 W 81-64 H

BETHUNE-COOKMAN (6-0)

Home: 6-0 Away: 0-0
 Neutral: 0-0 Under Coach L: 1-0
 Since rebirth in 1985: 6-0
 12/5/88 W 88-72 H
 2/4/93 W 78-54 H
 12/10/93 W 82-54 H
 11/30/99 /25 - W 102-75 H
 12/30/09 W 73-55 H
 11/17/18 W 78-70 H

BINGHAMTON (0-1)

Home: 0-1 Away: 0-0
 Neutral: 0-0 Under Coach L: 0-0
 Since rebirth in 1985: 0-1
 12/20/06 L 79-74 H

BIRMINGHAM-SOUTHERN (1-0)

Home: 1-0 Away: 0-0
 Neutral: 0-0 Under Coach L: 0-0
 Since rebirth in 1985: 1-0
 12/3/05 W 82-55 H

BOCA CHICA (1-0)

Home: 1-0 Away: 0-0
 Neutral: 0-0 Under Coach L: 0-0
 Since rebirth in 1985: 0-0
 1951-52 W 90-53 H



ALL-TIME SERIES RESULTS DATE / UM RANK / OPPONENT RANK / RESULT / LOCATION

BOCA RATON AAF (1-2)

Home: 0-2 Away: 1-0
 Neutral: 0-0 Under Coach L: 0-0
 Since rebirth in 1985: 0-0

1/25/46	L 55-40	H
2/5/46	L 48-41	H
1/29/47	W 61-43	A

BOSTON COLLEGE (28-27)

Home: 15-11 Away: 11-14
 Neutral: 2-2 Under Coach L: 15-3
 Since rebirth in 1985: 27-27

12/4/62	W 72-69	A
12/29/69	L 69-60	N
1/21/92	L 51-50	H
2/22/92	L 55-49	A
2/10/93	W 75-71	H
2/27/93	L 70-58	A
1/15/94	- 20/20 L 69-49	A
2/16/94	L 79-63	H
1/21/95	W 69-68	H
2/25/95	W 77-71	OT A
2/10/96	- 22/21 L 62-58	H
1/2/97	- 25/25 L 65-62	A
2/19/97	L 59-57	H
1/28/98	W 67-57	A
12/8/98	W 77-64	H
1/24/99	25 - W 75-67	A
1/22/00	W 62-54	H
1/7/01	L 73-72	H
1/13/01	- 24 L 82-73	A
1/29/02	15/16 - L 70-65	H
2/10/02	12/11 - L 76-63	A
2/15/03	L 76-65	A
3/1/03	L 72-68	H
2/11/04	L 74-72	OT H
1/21/06	- 21/21 L 65-61	H
2/16/06	- 13/15 L 65-54	A
1/16/07	L 82-63	A
2/7/07	L 75-68	H
3/9/07	L 74-71	OT N#
1/15/08	21/24 - L 76-66	A
3/5/08	W 74-61	H
1/10/09	- 24/17 W 77-71	A
2/21/09	W 69-58	H
12/6/09	L 61-60	A
1/19/10	L 79-75	H
1/15/11	W 72-71	H
2/23/11	W 73-64	A
1/29/12	W 76-54	A
3/3/12	W 77-56	H
1/16/13	W 60-59	A
2/5/13	8/11 - W 72-50	H
3/15/13	9/10 - W 69-58	N#
2/22/14	W 69-42	H
1/10/15	W 60-56	H
2/16/15	W 89-86	2OT A
1/20/16	15/14 - W 67-53	A
1/25/17	W 78-77	H
2/10/18	25/25 - L 72-70	A
2/24/18	W 79-78	H
2/17/19	L 64-57	A
2/12/20	W 85-58	H
1/12/21	L 82-64	A
3/5/21	W 80-76	H
3/2/22	W 81-70	A
3/10/22	W 71-69	OT N#

ACC Tournament

BOSTON UNIVERSITY (2-0)

Home: 2-0 Away: 0-0
 Neutral: 0-0 Under Coach L: 1-0
 Since rebirth in 1985: 1-0

12/27/65	W 81-60	H
12/5/17	10/11 - W 69-54	H

BOWLING GREEN (0-1)

Home: 0-1 Away: 0-0
 Neutral: 0-0 Under Coach L: 0-0
 Since rebirth in 1985: 0-0

2/1/52	L 78-67	H
--------	---------	---

BOYNTON (1-0)

Since rebirth in 1985: 0-0
 1939-40 W 41-29

BRADLEY (1-1)

Home: 1-0 Away: 0-0
 Neutral: 0-1 Under Coach L: 0-0
 Since rebirth in 1985: 0-1

12/22/55	W 80-73	H
11/26/03	L 83-82	N

BRANDEIS (0-1)

Home: 0-1 Away: 0-0
 Neutral: 0-0 Under Coach L: 0-0
 Since rebirth in 1985: 0-0

1/4/54	L 68-48	H
--------	---------	---

BRIGHAM YOUNG (2-2)

Home: 2-1 Away: 0-1
 Neutral: 0-0 Under Coach L: 0-0
 Since rebirth in 1985: 1-1

12/28/59	W 110-93	H
12/10/60	L 112-80	A
2/9/88	- 8 L 99-86	H
2/4/89	W 107-86	H

BROOKLYN COLLEGE (3-0)

Home: 2-0 Away: 0-0
 Neutral: 1-0 Under Coach L: 0-0
 Since rebirth in 1985: 3-0

1/31/86	W 102-93	N
3/7/87	W 83-64	H
1/12/90	W 94-61	H

BROWN (1-1)

Home: 1-1 Away: 0-0
 Neutral: 0-0 Under Coach L: 0-0
 Since rebirth in 1985: 0-1

12/19/67	W 72-71	H
12/27/85	L 62-61	H

BUCKNELL (2-0)

Home: 2-0 Away: 0-0
 Neutral: 0-0 Under Coach L: 0-0
 Since rebirth in 1985: 0-0

1/4/69	W 89-84	H
1/3/70	W 93-88	H

BUFFALO (3-1)

Home: 1-0 Away: 1-0
 Neutral: 1-1 Under Coach L: 1-0
 Since rebirth in 1985: 3-1

12/19/93	W 63-57	A
11/22/96	W 78-61	H

11/18/06 L 60-57 N
 3/17/16 10/11 - W 79-72 N\$
 \$ NCAA Tournament

BUTLER (1-0)

Home: 0-0 Away: 0-0
 Neutral: 1-0 Under Coach L: 1-0
 Since rebirth in 1985: 1-0

11/22/15	- 22/20 W 85-75	N
----------	-----------------	---

CAL STATE FULLERTON (1-0)

Home: 0-0 Away: 0-0
 Neutral: 1-0 Under Coach L: 1-0
 Since rebirth in 1985: 1-0

11/29/13	W 48-46	N
----------	---------	---

CAMPBELL (1-0)

Home: 1-0 Away: 0-0
 Neutral: 0-0 Under Coach L: 1-0
 Since rebirth in 1985: 1-0

12/29/18	W 73-62	H
----------	---------	---

CANISIU (1-0)

Home: 1-0 Away: 0-0
 Neutral: 0-0 Under Coach L: 1-0
 Since rebirth in 1985: 1-0

11/9/21	W 77-67	H
---------	---------	---

CARIBBEAN A.S. (1-0)

Home: 1-0 Away: 0-1
 Neutral: 0-0 Under Coach L: 0-0
 Since rebirth in 1985: 0-0

1945-46	W 46-41	H
---------	---------	---

CENTENARY (2-2)

Home: 2-0 Away: 0-2
 Neutral: 0-0 Under Coach L: 0-0
 Since rebirth in 1985: 0-0

12/10/59	L 84-77	A
1/26/61	W 86-74	H
1/15/70	W 94-78	H
2/12/70	L 107-86	A

CENTRAL CONN. STATE (1-0)

Home: 1-0 Away: 0-0
 Neutral: 0-0 Under Coach L: 0-0
 Since rebirth in 1985: 1-0

2/15/90	W 62-40	H
---------	---------	---

UCF (8-3)

Home: 4-2 Away: 4-0
 Neutral: 0-1 Under Coach L: 2-2
 Since rebirth in 1985: 8-3

11/28/86	W 64-54	H
3/5/88	W 100-80	H
12/11/98	W 66-56	H
11/19/99	W 87-54	A
12/9/00	W 83-72	H
12/27/02	W 62-51	A
12/18/10	L 84-78	N
12/18/12	W 72-50	A
11/21/13	L 63-58	H
11/12/19	W 79-70	A
11/13/21	L 95-89	H

ALL-TIME SERIES RESULTS

DATE / UM RANK / OPPONENT RANK / RESULT / LOCATION

CHARLOTTE (7-4)

Home: 5-1 Away: 1-3
 Neutral: 1-0 Under Coach L: 5-0
 Since rebirth in 1985: 7-4
 11/21/97 - 17/17 W 89-72 H
 11/23/98 L 66-59 A
 12/7/99 L 75-65 H
 11/28/00 L 95-63 A
 12/22/01 W 64-56 H
 12/15/02 L 69-64 A
 12/22/11 W 76-61 A
 12/14/12 W 77-46 H
 11/23/14 W 77-58 N
 11/25/14 17/20 - W 77-74 A
 12/05/15 21 - W 88-60 H

1/18/12 W 76-73 H
 2/17/13 3/4 - W 45-43 A
 3/9/13 6/7 - W 62-49 H
 3/4/14 L 58-54 A
 2/8/15 W 56-45 H
 1/16/16 8/9 - L 76-65 A
 2/18/17 W 71-65 H
 1/13/18 18/19 19/17 L 72-63 A
 2/17/19 W 65-64 H
 12/31/19 W 73-68 OT A
 3/11/20 L 69-64 N#
 1/2/21 L 66-65 H
 2/27/21 L 66-58 H
 3/10/21 W 67-64 N#
 12/4/21 W 80-75 H

2/13/93 L 88-72 A
 2/5/94 - 5/6 L 73-57 A
 2/22/94 - 5 L 74-49 H
 1/31/95 L 82-57 A
 3/4/95 - 4/5 L 75-67 H
 1/6/96 - 7/6 L 73-52 A
 1/22/97 W 69-46 H
 2/15/97 L 72-52 A
 1/6/98 - 8/8 W 76-67 H
 1/20/99 25 1/1 L 70-68 OT H
 2/20/99 16/21 2/2 W 73-71 A
 2/19/00 - 18/18 W 63-57 A
 1/20/01 - 15/15 W 77-74 H
 2/24/01 L 60-53 A
 1/5/02 21/21 - L 76-75 A
 2/2/02 15/16 17/22 W 68-66 H
 1/11/03 - 3/3 L 83-80 OT A
 1/20/03 - 11/8 W 77-76 H
 2/18/04 - 8/8 L 76-63 A
 11/23/08 17/16 2/2 L 76-63 N
 11/24/19 L 80-55 N

CHECKER CAB (1-0)

Home: 1-0 Away: 0-0
 Neutral: 0-0 Under Coach L: 0-0
 Since rebirth in 1985: 0-0
 1948-49 W 73-33 H

CLEVELAND STATE (0-1)
 Home: 0-0 Away: 0-0
 Neutral: 0-1 Under Coach L: 0-0
 Since rebirth in 1985: 0-1
 11/19/06 L 78-67 N

COPPIN STATE (3-0)

Home: 3-0 Away: 0-0
 Neutral: 0-0 Under Coach L: 1-0
 Since rebirth in 1985: 3-0
 2/28/87 W 115-76 H
 1/20/88 W 64-54 H
 12/21/19 W 91-60 H

CHURCH LEAGUE ALL-STARS (1-0)

Home: 1-0 Away: 0-0
 Neutral: 0-0 Under Coach L: 0-0
 Since rebirth in 1985: 0-0
 1928-29 W 68-23 H

COAST GUARD (2-0)
 Home: 2-0 Away: 0-0
 Neutral: 0-0 Under Coach L: 0-0
 Since rebirth in 1985: 0-0
 1/11/46 W 46-45 H
 1/26/46 W 52-45 H

CORNELL (1-0)

Home: 1-0 Away: 0-0
 Neutral: 0-0 Under Coach L: 0-0
 Since rebirth in 1985: 0-0
 12/27/62 W 94-74 H

THE CITADEL (1-1)

Home: 1-0 Away: 0-1
 Neutral: 0-0 Under Coach L: 0-0
 Since rebirth in 1985: 1-0
 12/20/58 L 93-77 A
 11/22/85 W 85-77 H

COLGATE (1-0)
 Home: 1-0 Away: 0-0
 Neutral: 0-0 Under Coach L: 0-0
 Since rebirth in 1985: 1-0
 12/4/87 W 96-68 H

CINCINNATI (1-0)

Home: 1-0 Away: 0-0
 Neutral: 0-0 Under Coach L: 0-0
 Since rebirth in 1985: 0-0
 2/6/47 W 57-54 H

COLLEGE OF CHARLESTON (4-0)
 Home: 2-0 Away: 1-0
 Neutral: 1-0 Under Coach L: 3-0
 Since rebirth in 1985: 3-0
 3/6/47 W 56-52 N
 11/18/13 W 70-54 A
 12/30/14 W 67-40 H
 12/19/15 15/19 - W 85-63 H

CREIGHTON (3-2)

Home: 2-1 Away: 1-1
 Neutral: 0-0 Under Coach L: 0-0
 Since rebirth in 1985: 1-0
 2/10/64 L 124-94 H
 2/5/66 W 91-81 H
 2/24/68 W 106-93 H
 1/23/71 L 104-84 A
 3/20/06 W 53-52 A+
 + NIT

CITY HALL (1-0)

Home: 1-0 Away: 0-0
 Neutral: 0-0 Under Coach L: 0-0
 Since rebirth in 1985: 0-0
 1928-29 W 28-20 H

COLORADO (0-1)
 Home: 0-1 Away: 0-0
 Neutral: 0-0 Under Coach L: 0-0
 Since rebirth in 1985: 0-0
 1/3/57 L 73-66 H

CULVER-STOCKTON (1-0)

Home: 1-0 Away: 0-0
 Neutral: 0-0 Under Coach L: 0-0
 Since rebirth in 1985: 0-0
 1951-52 W 68-54 H

CLEMSON (15-17)

Home: 9-4 Away: 3-9
 Neutral: 3-4 Under Coach L: 9-6
 Since rebirth in 1985: 15-14
 1/5/56 L 98-96 N
 12/13/58 L 66-61 N
 12/16/66 L 73-64 N
 12/20/94 L 75-55 A
 12/23/95 L 66-52 OT H
 11/20/01 W 67-65 N
 1/26/05 W 69-65 H
 2/12/05 W 83-77 A
 1/18/06 W 65-61 H
 3/9/06 W 66-63 N#
 2/28/07 L 74-70 OT A
 1/27/08 W 75-72 H
 2/27/08 - /25 L 79-69 A
 12/21/08 - 25/25 L 91-72 H
 2/13/10 L 74-66 A
 1/8/11 L 79-72 A
 12/8/11 L 63-59 H

COLUMBIA (3-1)
 Home: 3-1 Away: 0-0
 Neutral: 0-0 Under Coach L: 1-0
 Since rebirth in 1985: 3-0
 12/18/52 L 65-59 H
 12/29/95 W 69-62 H
 11/21/00 W 65-41 H
 12/28/16 W 78-67 H

DARTMOUTH (3-1)

Home: 3-1 Away: 0-0
 Neutral: 0-0 Under Coach L: 0-0
 Since rebirth in 1985: 1-1
 12/27/50 W 61-52 H
 12/27/67 W 100-81 H
 12/20/86 L 88-86 H
 12/17/90 W 72-60 H

CONNECTICUT (8-17)
 Home: 6-5 Away: 2-10
 Neutral: 0-2 Under Coach L: 0-1
 Since rebirth in 1985: 8-16
 12/27/56 L 74-70 H
 1/2/92 - 5 L 85-62 A
 1/18/92 - 8 L 77-58 H
 1/26/93 W 80-65 H

DAVIDSON (3-1)

Home: 2-0 Away: 1-1
 Neutral: 0-0 Under Coach L: 0-0
 Since rebirth in 1985: 3-1
 2/27/89 W 90-78 H
 2/10/90 W 72-64 A

ALL-TIME SERIES RESULTS

DATE	UM RANK	OPPONENT RANK	RESULT	LOCATION
2/2/91	W 79-67	H		
2/1/92	L 66-62	A		
DAYTON (1-8)				
Home: 1-2		Away: 0-5		
Neutral: 0-1		Under Coach L: 0-1		
Since rebirth in 1985: 1-4				
12/5/56	L 87-48	A		
2/21/67	L 80-79	H		
2/1/68	L 98-60	A		
12/11/70	L 91-77	A		
2/8/86	L 79-68	A		
2/14/87	L 92-78	H		
3/8/88	L 90-89	A		
12/6/90	W 87-82	H		
11/25/21	L 76-60	N		
DEPAUL (1-6)				
Home: 1-3		Away: 0-3		
Neutral: 0-0		Under Coach L: 0-0		
Since rebirth in 1985: 1-6				
2/27/88	L 101-82	H		
2/11/89	L 87-79	A		
1/31/90	L 76-48	A		
2/12/90	L 66-49	H		
2/23/91	- 25	L 66-53	H	
3/6/91	L 75-58	A		
12/28/96	W 61-45	H		
DETROIT-MERCY (2-0)				
Home: 1-0		Away: 0-0		
Neutral: 1-0		Under Coach L: 1-0		
Since rebirth in 1985: 2-0				
12/21/99	W 68-64	N		
11/24/12	W 77-62	H		
DREXEL (1-0)				
Home: 0-0		Away: 0-0		
Neutral: 1-0		Under Coach L: 1-0		
Since rebirth in 1985: 1-0				
11/20/14	W 66-46	N		
DUKE (9-23)				
Home: 6-9		Away: 3-11		
Neutral: 0-3		Under Coach L: 7-8		
Since rebirth in 1985: 8-23				
12/21/62	- 2	W 71-69	H	
2/19/86	- 2	L 104-82	A	
12/22/86	- -	L 74-67	H	
1/6/88	- 9	L 107-69	A	
12/10/88	- 1	L 117-102	H	
1/19/05	- 4/4	L 92-83	H	
3/3/05	- 6/6	L 83-59	A	
2/19/06	- 2/2	L 92-71	A	
3/10/06	- 3/3	L 80-76	N#	
1/14/07	- 11/11	L 85-63	H	
2/2/08	- 3/3	L 88-73	A	
2/20/08	- 5/4	W 96-95	H	
2/7/09	- 4/3	L 78-75	OT A	
2/17/10	- 6/6	L 74-81	H	
3/13/10	- 4/4	L 77-74	N#	
1/2/11	- 1/1	L 74-63	A	
2/13/11	- 5/5	L 81-71	H	
2/5/12	- 7/5	W 78-74	OT A	
1/23/13	25 1/1	W 90-63	H	
3/2/13	5/7 3/3	L 79-76	A	
1/22/14	- 18/18	L 67-46	H	
1/13/15	- 4/4	W 90-74	A	
1/25/16	15/16 24/20	W 80-69	H	
1/21/17	- 18/18	L 70-58	A	
2/25/17	- 10/11	W 55-50	H	
1/15/18	25/23 5/5	L 83-75	H	
3/2/19	- 3/2	L 87-57	A	
1/4/20	- 2/2	L 95-62	H	
1/21/20	- 8/8	L 89-59	A	
2/1/21		W 77-75	H	
1/8/22	- 2/2	W 76-74	A	
3/11/22	- 7/7	L 80-76	N#	
<i># ACC Tournament</i>				
DUQUESNE (2-1)				
Home: 0-0		Away: 1-1		
Neutral: 1-0		Under Coach L: 0-0		
Since rebirth in 1985: 1-0				
12/4/64	W 99-95	A		
12/6/69	L 94-88	A		
11/28/87	W 84-73	N		
EASTERN AIRLINES (1-0)				
1939-40	W 30-25			
EASTERN ILLINOIS (2-1)				
Home: 1-0		Away: 0-0		
Neutral: 1-1		Under Coach L: 0-0		
Since rebirth in 1985: 2-0				
3/7/49	L 89-73	N		
12/24/88	W 83-68	N		
12/18/00	W 83-73	H		
EASTERN KENTUCKY (2-2)				
Home: 2-1		Away: 0-0		
Neutral: 0-1		Under Coach L: 0-1		
Since rebirth in 1985: 1-2				
12/16/67	W 93-87	H		
11/30/91	L 66-61	N		
11/24/97	W 86-64	H		
12/19/14	18/19 -	L 72-44	H	
EASTERN MICHIGAN (1-0)				
Home: 0-0		Away: 0-0		
Neutral: 1-0		Under Coach L: 0-0		
Since rebirth in 1985: 1-0				
11/18/01	W 93-56	N		
EGLIN FIELD (0-1)				
Home: 0-0		Away: 0-1		
Neutral: 0-0		Under Coach L: 0-0		
Since rebirth in 1985: 0-0				
2/24/53	L 66-64	A		
ELON (0-1)				
Home: 0-0		Away: 0-1		
Neutral: 0-0		Under Coach L: 0-0		
Since rebirth in 1985: 0-0				
2/6/40	L 58-30	A		
EVANSVILLE (1-0)				
Home: 0-0		Away: 1-0		
Neutral: 0-0		Under Coach L: 0-0		
Since rebirth in 1985: 1-0				
11/17/06	W 74-69	A		
FAIRFIELD (0-1)				
Home: 0-1		Away: 0-0		
Neutral: 0-0		Under Coach L: 0-0		
Since rebirth in 1985: 0-1				
1/2/86	L 56-47	H		
FAIRLEIGH DICKINSON (1-1)				
Home: 1-0		Away: 0-0		
Neutral: 0-1		Under Coach L: 0-0		
Since rebirth in 1985: 1-1				
12/10/87	L 73-70	N		
1/4/88	W 81-68	H		
FLORIDA (24-47)				
Home: 17-15		Away: 7-29		
Neutral: 0-3		Under Coach L: 2-2		
Since rebirth in 1985: 4-11				
2/15/28	W 40-39	A		
1939-40	L 36-23	A		
1939-40	L 53-26	A		
1940-41	L 48-35	H		
1940-41	L 62-50	H		
1941-42	L 47-31	A		
1941-42	L 37-34	A		
12/20/46	W 36-33	H		
12/21/46	W 39-35	H		
1/3/47	L 42-28	A		
1/4/47	L 61-28	A		
12/19/47	W 67-50	H		
12/20/47	L 58-55	H		
2/20/48	L 72-50	A		
2/21/48	W 52-49	A		
1/14/49	W 75-65	H		
1/15/49	W 44-42	H		
2/22/49	L 90-56	A		
2/23/49	W 60-50	A		
12/10/49	L 60-53	H		
2/18/50	L 66-46	A		
2/2/51	L 78-71	H		
2/13/51	L 71-61	A		
12/17/51	L 69-65	A		
2/18/52	W 76-68	H		
12/16/52	W 75-73	H		
2/2/53	L 78-56	A		
12/12/53	W 85-75	H		
1/15/54	L 75-52	A		
12/16/54	L 70-61	H		
1/13/55	L 80-68	A		
12/19/55	L 74-69	H		
1/13/56	L 87-85	A		
12/15/56	L 89-65	H		
1/10/57	L 98-63	A		
12/21/57	L 73-64	H		
1/16/58	L 75-70	A		
12/17/58	W 92-82	H		
1/15/59	L 85-70	A		
12/19/59	W 79-77	H		
1/14/60	15 -	W 70-65	A	
12/17/60	W 93-74	H		
1/11/61	L 81-73	A		
12/16/61	W 66-61	H		
1/11/62	L 74-62	A		
11/30/62	W 91-87	OT H		
1/10/63	W 86-77	A		
12/7/63	W 95-79	H		
1/9/64	L 114-91	A		
12/19/64	W 67-58	H		
1/21/65	t-19 -	L 86-69		

ALL-TIME SERIES RESULTS

DATE / UM RANK / OPPONENT RANK / RESULT / LOCATION

12/4/65	L	77-66	H	
1/12/66	L	111-66	A	
12/3/66	L	113-88	H	
2/8/67	L	73-57	A	
12/7/68	L	111-62	H	
12/17/85	L	81-64	H	
1/27/86	L	75-53	A	
2/21/87	- 18	L	99-60	A
2/15/88	L	83-73	H	
12/19/88	L	101-81	A	
2/19/90	W	62-59	H	
12/30/90	L	62-60	A	
12/21/02	- 13/13	L	94-93	2OT N
12/04/04	- 19/18	W	72-65	A
12/22/05	- 5/5	L	77-67	H
3/20/09	L	74-60	A+	
11/17/14	- 8/7	W	69-67	A
12/8/15	17/20 -	W	66-55	H
11/27/16	L	65-56	N	
11/22/19	L	78-58	N	
+ NIT				

FLORIDA A&M (9-0)

Home: 9-0		Away: 0-0		
Neutral: 0-0		Under Coach L: 2-0		
Since rebirth in 1985: 6-0				
2/10/68	W	108-98	H	
2/8/69	W	94-91	H	
2/7/70	W	118-111	H	
12/4/93	W	91-47	H	
12/10/94	W	67-53	H	
12/9/95	W	77-53	H	
12/18/01	W	90-62	H	
11/16/17	11/12 -	W	90-59	H
11/21/21	W	86-59	H	

FLORIDA ATLANTIC (25-1)

Home: 16-0		Away: 6-1	
Neutral: 3-0		Under Coach L: 5-0	
Since rebirth in 1985: 25-1			
2/14/89	W	79-74	N
11/25/91	W	83-53	H
12/19/92	W	84-61	H
11/26/93	W	85-53	H
1/4/94	W	79-62	A
11/28/94	W	76-59	H
3/2/95	W	80-70	A
11/27/95	W	76-56	A
12/20/95	W	61-51	H
11/24/96	W	83-74	H
11/16/97	W	69-47	H
11/13/98	W	97-73	A
12/27/99	W	89-52	H
11/18/00	W	76-59	A
11/26/01	W	74-48	H
12/3/02	L	74-73	OT A
12/27/03	W	76-51	H
11/29/04	W	84-68	H
1/5/09	W	85-69	H
12/19/09	W	87-69	N
3/16/11	W	85-62	H+
12/17/11	W	93-90	2OT N
12/16/16	W	76-56	H
12/22/18	W	75-55	H
11/8/19	W	74-60	H
11/16/21	W	68-66	A
+ NIT			

FGCU (3-2)

Home: 2-1		Away: 1-1	
Neutral: 0-0		Under Coach L: 1-2	
Since rebirth in 1985: 3-2			
11/25/09	W	77-58	H
11/27/10	W	87-75	A
11/22/11	W	60-50	H
11/13/12	L	63-51	A
12/12/20	L	66-62	H

FIU (12-1)

Home: 10-1		Away: 2-0		
Neutral: 0-0		Under Coach L: 0-0		
Since rebirth in 1985: 12-1				
2/18/87	W	102-81	H	
3/12/88	W	92-76	H	
3/6/89	W	89-82	H	
3/6/90	W	83-55	H	
3/4/91	W	87-65	H	
3/2/92	W	68-63	H	
12/1/92	L	72-64	H	
12/3/01	W	77-59	H	
12/6/03	W	89-72	H	
12/07/04	W	80-67	A	
11/11/06	W	73-50	H	
12/8/07	W	67-53	A	
12/12/08	/25 -	W	76-50	H

FLORIDA SOUTHERN (60-8)

Home: 31-3		Away: 29-5	
Neutral: 0-0		Under Coach L: 0-0	
Since rebirth in 1985: 2-0			
1/25/28	L	40-26	A
2/18/28	W	38-18	H
1928-29	L	39-15	A
1928-29	W	36-29	H
1930-31	W	27-24	H
1930-31	L	40-21	A
1939-40	W	43-42	A
1939-40	W	37-30	A
1940-41	W	57-43	A
1940-41	W	41-33	H
1940-41	L	50-38	H
1941-42	W	41-21	H
1941-42	W	40-25	H
1941-42	W	41-34	A
1941-42	W	38-32	A
2/11/46	W	45-40	H
2/12/46	W	53-47	H
2/20/46	W	46-43	A
12/13/46	W	38-25	H
12/14/46	L	41-37	H
2/7/47	W	55-43	A
2/8/47	W	61-43	A
2/6/48	L	59-50	A
2/7/48	W	52-43	A
2/27/48	W	76-44	H
2/28/48	W	59-42	H
2/8/49	W	68-47	A
2/9/49	W	68-57	A
1/20/50	W	69-59	H
1/21/50	W	59-49	H
12/9/50	W	64-61	A
2/9/51	W	79-65	H
1/9/52	W	106-43	H
2/7/52	W	58-41	A
12/1/52	W	83-60	H
2/13/54	W	77-70	2OT A

12/13/54	W	58-44	H	
2/16/55	W	73-71	A	
12/3/55	W	92-80	H	
2/10/56	W	91-90	A	
12/1/56	W	84-69	H	
2/8/57	L	95-85	A	
2/5/58	W	84-69	A	
2/17/58	W	76-58	H	
12/8/58	W	107-80	H	
2/2/59	W	79-76	A	
2/6/60	W	88-71	A	
2/18/60	10 -	W	121-85	H
12/15/60	W	87-54	H	
2/4/61	W	92-80	A	
12/14/61	W	96-67	H	
2/3/62	W	82-73	A	
12/13/62	W	116-93	H	
2/2/63	18 -	W	99-83	A
2/1/64	W	85-78	A	
2/18/64	W	120-79	H	
1/13/65	W	124-93	H	
2/5/65	W	94-82	A	
1/15/66	W	89-66	H	
1/28/66	W	101-80	A	
1/19/67	W	102-72	H	
1/27/67	W	55-49	A	
1/27/68	W	94-76	A	
1/28/69	W	87-73	A	
1/23/70	W	103-92	A	
1/29/71	L	96-95	OT H	
11/9/07	W	104-61	H	
11/15/08	17/16 -	W	96-60	H

FLORIDA STATE (36-53)

Home: 28-17		Away: 8-34		
Neutral: 0-2		Under Coach L: 8-15		
Since rebirth in 1985: 15-30				
12/19/50	W	80-61	H	
1/1/52	W	93-56	H	
2/11/52	W	76-73	A	
2/28/52	L	73-70	N	
1/9/53	W	93-65	H	
2/23/53	L	81-75	A	
1/9/54	W	78-61	H	
2/5/54	L	76-69	A	
12/20/54	L	71-66	A	
2/25/55	L	86-80	H	
1/7/56	L	78-76	A	
2/25/56	W	91-85	H	
1/12/57	W	85-77	A	
2/23/57	W	98-82	H	
1/18/58	L	71-70	A	
2/22/58	W	86-66	H	
12/19/58	W	85-79	H	
1/17/59	L	93-69	A	
2/28/59	W	92-85	H	
1/16/60	15 -	W	93-91	A
2/27/60	9 -	W	107-89	H
1/14/61	L	89-78	A	
2/25/61	W	75-73	H	
1/13/62	L	65-60	A	
2/24/62	L	83-80	H	
1/12/63	L	77-74	OT A	
2/23/63	W	99-70	H	
1/11/64	L	80-78	A	
2/29/64	W	82-80	H	
1/9/65	L	67-66	A	
3/1/65	/17 -	W	82-75	H

ALL-TIME SERIES RESULTS

1/7/66		L 78-62	A
2/28/66		W 112-90	H
1/7/67		L 61-60	A
3/1/67		W 110-90	H
1/12/68		L 122-93	A
3/1/68		W 96-84	H
12/6/68		L 111-84	H
1/10/69		L 86-81	A
3/1/69		L 89-86	H
1/9/70		L 104-63	A
2/28/70	- 9	L 112-96	H
1/8/71		L 114-106	A
2/27/71		W 100-94	H
1/20/86		W 83-75	H
2/3/86		L 90-72	A
2/4/87		W 63-57	H
2/26/87		L 108-84	A
1/18/90		W 101-97	2OT H
2/17/90		L 92-73	A
12/8/02		L 72-55	A
12/14/03		L 67-58	H
1/15/05		W 64-63	H
2/22/05		W 65-49	A
1/29/06		W 84-78	OT A
3/5/06		L 64-61	H
1/20/07		L 86-67	A
3/3/07		L 98-90	OT H
2/6/08		L 62-55	H
3/8/08		L 75-72	OT A
1/21/09		W 75-69	H
2/18/09		L 80-67	A
2/6/10		L 71-65	A
3/6/10		L 61-60	H
1/19/11		L 55-53	H
2/26/11		L 65-59	A
2/11/12	- 15/17	L 64-59	A
2/26/12	- 15/16	W 78-62	H
3/9/12	- 17/17	L 82-71	N#
1/27/13	25 -	W 71-47	H
2/13/13	3/4 -	W 74-68	A
1/15/14		L 63-53	H
2/10/14		W 77-73	A
2/1/15		L 55-54	A
2/25/15	23/23 -	W 81-77	H
1/9/16	12/11 -	W 72-59	H
2/14/16	12/11 -	W 67-65	A
2/1/17	- 15/16	L 75-57	H
3/4/17	25/25 15/17	L 66-57	A
1/7/18	15/17 24/RV	W 80-74	H
1/27/18	RV/24 -	L 103-94	OT A
1/9/19	- 13/13	L 68-62	A
1/27/19	- RV/23	L 78-66	H
1/18/20	- 9/9	L 83-79	OT H
2/8/20	- 8/8	L 99-81	A
1/27/21	- 16/16	L 81-59	A
2/24/21	- 11/9	L 88-71	H
1/11/22		L 65-64	A
1/22/22		L 61-60	H

ACC Tournament

FORDHAM (2-1)

Home: 1-1 Away: 0-0
 Neutral: 1-0 Under Coach L: 1-0
 Since rebirth in 1985: 2-0

12/22/70		L 85-83	H
12/30/94		W 55-43	H
12/12/21		W 72-66	N

FORT LAUDERDALE NAS (0-1)

Home: 0-1 Away: 0-0
 Neutral: 0-0 Under Coach L: 0-0
 Since rebirth in 1985: 0-0

2/4/46		L 32-31	H
--------	--	---------	---

FRESNO STATE (1-0)

Home: 0-0 Away: 0-0
 Neutral: 1-0 Under Coach L: 1-0
 Since rebirth in 1985: 1-0

11/23/18		W 78-76	N
----------	--	---------	---

FURMAN (0-2)

Home: 0-2 Away: 0-0
 Neutral: 0-0 Under Coach L: 0-0
 Since rebirth in 1985: 0-0

1/4/52		L 55-53	H
1/3/55		L 91-74	H

GARDNER-WEBB (1-0)

Home: 1-0 Away: 0-0
 Neutral: 0-0 Under Coach L: 1-0
 Since rebirth in 1985: 1-0

11/10/18	13/12	W 77-45	H
----------	-------	---------	---

GEORGE MASON (1-1)

Home: 0-1 Away: 1-0
 Neutral: 0-0 Under Coach L: 0-0
 Since rebirth in 1985: 1-1

1/1/90		W 101-91	OT A
11/23/90		L 97-91	H

GEORGE WASHINGTON (2-3)

Home: 1-0 Away: 1-1
 Neutral: 0-2 Under Coach L: 2-1
 Since rebirth in 1985: 2-2

2/11/71		L 83-81	A
12/29/91		L 78-64	N
11/28/13		L 71-63	OT N
12/22/16		W 72-64	H
12/16/17	6/8 -	W 59-50	A

GEORGETOWN (12-19)

Home: 7-5 Away: 3-8
 Neutral: 2-6 Under Coach L: 0-0
 Since rebirth in 1985: 11-19

1/24/55		W 84-81	H
1/2/88	- 18	L 82-78	H
1/7/89	- 5	L 112-79	A
1/25/92		L 60-40	A
2/15/92		L 75-58	H
3/13/92	- 21	L 77-64	N [^]
1/2/93	- 10	W 80-69	H
3/3/93		L 82-64	A
3/11/93		L 67-40	N [^]
12/7/93		L 61-47	H
1/29/94		L 77-40	A
1/7/95	- 12/13	L 71-64	A
2/4/95	- 13/13	W 67-61	H
3/10/95	- 24	L 69-58	N [^]
1/13/96	- 5/5	L 72-67	A
3/7/96	- 6/6	L 92-62	N [^]
1/4/97		W 69-67	A
1/18/97		W 68-65	OT H
3/6/97		L 63-59	N [^]
12/6/97		W 66-56	H
3/4/98		L 62-56	N [^]
12/30/98		W 64-63	A

2/6/99	25 -	W 71-58	H
3/4/99	9/10 -	W 65-54	N [^]
1/15/00		L 65-61	A
2/7/00		W 77-55	H
1/2/02	21/21 23/24	W 79-71	A
3/7/02	21/21	W 84-76	OT N [^]
2/22/03		L 74-72	H
1/31/04		L 87-80	OT H
2/7/04		L 80-64	A

[^] BIG EAST Tournament

GEORGIA (1-3)

Home: 1-1 Away: 0-2
 Neutral: 0-0 Under Coach L: 0-0
 Since rebirth in 1985: 1-2

1938-39		L 41-19	A
11/3/85		W 81-78	H
12/14/90	- 11	L 78-60	H
12/22/92		L 69-67	A

GEORGIA SOUTHERN (1-0)

Home: 1-0 Away: 0-0
 Neutral: 0-0 Under Coach L: 1-0
 Since rebirth in 1985: 1-0

11/11/13		W 81-80	OT H
----------	--	---------	------

GEORGIA STATE (3-0)

Home: 2-0 Away: 1-0
 Neutral: 0-0 Under Coach L: 0-0
 Since rebirth in 1985: 3-0

11/29/85		W 82-72	H
12/12/97		W 80-64	H
12/18/98		W 76-55	A

GEORGIA TECH (16-12)

Home: 8-5 Away: 7-6
 Neutral: 1-1 Under Coach L: 9-6
 Since rebirth in 1985: 15-11

1/3/53		W 82-60	H
2/27/67		L 90-84	A
12/27/97	- /23	L 9-61	H
1/06/05	- 9/10	L 80-69	A
2/26/05		L 76-72	H
2/4/06		W 70-53	A
12/3/06	- 21/25	W 90-82	H
1/12/08	25 -	W 78-68	H
2/17/08		W 64-63	A
3/4/09		L 78-68	A
2/10/10	- 20/20	W 64-62	H
2/3/11		W 59-57	H
3/6/11		L 66-57	A
1/24/12		W 64-49	A
3/8/12		W 54-36	N#
1/5/13		W 62-49	A
3/6/13	6/7 -	L 71-69	H
1/18/14		W 56-42	A
1/28/15	23/23 -	L 70-50	H
2/7/16	17/15 -	W 75-68	A
2/15/17		W 70-61	H
1/3/18	15/17 -	L 64-54	A
2/23/19		W 80-65	H
2/29/20		L 63-57	A
2/20/21		L 87-60	H
3/11/21		L 70-66	N#
1/29/22		W 73-62	A
2/9/22		W 79-70	H

ACC Tournament

ALL-TIME SERIES RESULTS DATE / UM RANK / OPPONENT RANK / RESULT / LOCATION

HARTFORD (3-1)

Home: 3-1 Away: 0-0
 Neutral: 0-0 Under Coach L: 0-0
 Since rebirth in 1985: 3-1
 3/3/86 W 66-62 H
 2/27/90 L 62-58 H
 12/13/96 W 74-58 H
 12/11/99 W 97-61 H

HAVANA (5-1)

Home: 5-1 Away: 0-0
 Neutral: 0-0 Under Coach L: 0-0
 Since rebirth in 1985: 0-0
 2/3/28 W 38-14 H
 1928-29 L 26-22 H
 1938-39 W 38-34 H
 1938-39 W 46-40 H
 1/7/49 W 73-57 H
 1/8/49 W 66-53 H

HAWAII (4-1)

Home: 1-0 Away: 3-1
 Neutral: 0-0 Under Coach L: 2-0
 Since rebirth in 1985: 2-0
 12/6/67 W 102-83 A
 12/7/67 L 110-76 A
 1/31/69 W 84-82 H
 12/22/12 W 73-58 A
 12/23/17 6/7 - W 75-57 A

HOFSTRA (1-0)

Home: 1-0 Away: 0-0
 Neutral: 0-0 Under Coach L: 0-0
 Since rebirth in 1985: 1-0
 1/4/86 W 70-63 H

HOLY CROSS (1-0)

Home: 1-0 Away: 0-0
 Neutral: 0-0 Under Coach L: 0-0
 Since rebirth in 1985: 0-0
 12/29/61 W 77-71 H

HOUSTON (5-9)

Home: 4-5 Away: 1-4
 Neutral: 0-0 Under Coach L: 0-0
 Since rebirth in 1985: 0-0
 1/25/56 L 95-77 H
 12/22/56 W 67-63 H
 12/9/59 W 72-63 A
 1/23/60 11 - L 88-79 H
 1/21/61 W 89-78 H
 2/8/62 L 80-69 H
 1/24/63 W 71-70 H
 2/13/64 L 93-83 A
 2/20/65 t19 - W 103-91 H
 2/17/66 L 111-96 A
 2/18/67 - 7/8 L 105-86 H
 2/15/68 - 1 L 106-64 A
 2/14/70 - 13 L 118-98 A
 2/20/71 L 99-93 H

HOUSTON BAPTIST (1-0)

Home: 1-0 Away: 0-0
 Neutral: 0-0 Under Coach L: 1-0
 Since rebirth in 1985: 1-0
 12/19/18 W 80-73 H

HOWARD (2-1)

Home: 2-1 Away: 0-0
 Neutral: 0-0 Under Coach L: 1-0
 Since rebirth in 1985: 2-1
 12/6/91 L 64-55 H
 11/29/01 W 87-71 H
 11/14/14 W 84-49 H

ILLINOIS (3-1)

Home: 1-1 Away: 1-0
 Neutral: 1-0 Under Coach L: 3-0
 Since rebirth in 1985: 3-0
 12/28/69 L 86-76 H
 3/24/13 5/4 - W 63-59 NS
 12/2/14 15/15 24/25 W 70-61 H
 12/2/19 W 81-79 A
\$ NCAA Tournament

ILLINOIS STATE (0-1)

Home: 0-0 Away: 0-0
 Neutral: 0-1 Under Coach L: 0-0
 Since rebirth in 1985: 0-1
 12/22/99 L 87-78 N

INDIANA (1-0)

Home: 0-0 Away: 0-0
 Neutral: 1-0 Under Coach L: 0-0
 Since rebirth in 1985: 1-0
 12/15/01 - 21/24 W 58-53 N

INDIANA STATE (0-1)

Home: 0-0 Away: 0-0
 Neutral: 0-1 Under Coach L: 0-1
 Since rebirth in 1985: 0-1
 12/25/12 L 57-55 OT N

IONA (1-0)

Home: 0-0 Away: 1-0
 Neutral: 0-0 Under Coach L: 0-0
 Since rebirth in 1985: 0-0
 1/7/60 14 - W 69-67 A

IOWA STATE (1-1)

Home: 0-0 Away: 0-0
 Neutral: 1-1 Under Coach L: 1-1
 Since rebirth in 1985: 1-1
 11/25/16 - 21/22 L 56-73 N
 3/25/22 W 70-56 NS
\$ NCAA Tournament

JACKSONVILLE (27-7)

Home: 16-2 Away: 11-4
 Neutral: 0-0 Under Coach L: 2-0
 Since rebirth in 1985: 5-0
 12/2/57 W 89-87 H
 1/17/58 L 86-72 A
 1/16/59 W 64-62 A
 2/14/59 W 95-93 H
 12/3/59 W 106-98 H
 1/13/60 15 - W 78-70 OT A
 1/13/61 W 93-84 OT A
 2/20/61 W 96-80 H
 12/2/61 W 93-80 H
 1/10/62 W 90-89 A
 1/9/63 W 103-91 A
 2/5/63 18 - W 112-105 H
 1/8/64 W 97-92 A
 2/4/64 W 117-92 H

1/7/65 W 86-82 A
 1/16/65 W 127-99 H
 1/8/66 L 71-69 A
 2/12/66 W 117-104 H
 1/6/67 W 75-70 A
 1/14/67 W 106-86 H
 1/13/68 W 72-67 A
 1/18/68 W 76-75 H
 1/11/69 W 94-87 A
 2/25/69 W 95-86 H
 1/10/70 - 7 L 121-87 A
 3/4/70 - 6 L 108-97 H
 1/9/71 - 7 L 124-82 A
 3/2/71 - 9 L 94-75 H
 12/18/96 W 74-57 H
 11/29/97 W 74-70 A
 11/12/10 W 89-77 H
 11/16/12 W 73-57 H
 12/19/20 W 73-64 H

JACKSONVILLE NAVY (1-1)

Home: 1-0 Away: 0-1
 Neutral: 0-0 Under Coach L: 0-0
 Since rebirth in 1985: 0-0
 1941-42 W 44-18 H
 1941-42 L 46-25 A

JEWISH PROG. ATLANTA (0-1)

Home: 0-1 Away: 0-0
 Neutral: 0-0 Under Coach L: 0-0
 Since rebirth in 1985: 0-0
 1938-39 L 39-24 H

JUNIOR C. OF C. (1-1)

Home: 1-1 Away: 0-0
 Neutral: 0-0 Under Coach L: 0-0
 Since rebirth in 1985: 0-0
 1928-29 W 25-24 H
 1928-29 L 28-23 H

KANSAS (1-4)

Home: 1-1 Away: 0-2
 Neutral: 0-1 Under Coach L: 0-1
 Since rebirth in 1985: 1-4
 1/17/87 - 20 L 82-47 A
 1/12/89 - 12 W 87-86 H
 1/10/90 - 1 L 100-73 H
 1/16/91 L 73-60 A
 3/27/22 - 3/3 L 76-50 NS
\$ NCAA Tournament

KENTUCKY (1-3)

Home: 0-1 Away: 1-2
 Neutral: 0-0 Under Coach L: 0-0
 Since rebirth in 1985: 1-2
 12/3/56 L 114-75 A
 12/5/98 - 8/8 L 74-65 A
 1/29/00 - 16/18 L 60-57 H
 12/6/08 21/22 - W 73-67 A

ALL-TIME SERIES RESULTS

KENTUCKY WESLEYAN (4-1)

Home: 3-1 Away: 1-0
 Neutral: 0-0 Under Coach L: 0-0
 Since rebirth in 1985: 0-0
 1/31/56 L 86-82 H
 1/24/57 W 100-95 H
 12/16/57 W 96-78 A
 1/26/59 W 69-64 H
 2/22/60 10 - W 104-95 H

KEY WEST NAVY (1-0)

Home: 1-0 Away: 0-0
 Neutral: 0-0 Under Coach L: 0-0
 Since rebirth in 1985: 0-0
 1951-52 W 85-55 H

LAFAYETTE (4-1)

Home: 3-1 Away: 0-0
 Neutral: 1-0 Under Coach L: 0-0
 Since rebirth in 1985: 3-1
 1/11/71 W 78-75 H
 1/14/91 L 73-57 H
 3/12/99 10/12 - W 75-54 NS
 11/24/01 W 79-69 H
 11/25/06 W 98-66 H
\$ NCAA Tournament

LA SALLE (9-9)

Home: 7-3 Away: 1-6
 Neutral: 1-0 Under Coach L: 5-0
 Since rebirth in 1985: 5-0
 2/5/51 L 95-84 H
 2/6/51 W 77-75 OT H
 1/7/61 L 88-74 A
 1/25/62 L 73-61 H
 1/4/63 L 78-76 A
 1/23/64 W 121-99 H
 12/8/64 L 90-86 A
 3/5/66 W 108-102 H
 12/7/66 L 99-82 H
 1/2/68 L 92-84 H
 12/11/68 L 96-71 A
 2/17/70 W 103-96 H
 12/9/70 L 97-77 A
 1/2/13 W 76-59 H
 12/22/13 W 71-58 H
 12/22/15 13/16 - W 95-49 A
 11/22/17 11/11 - W 57-46 N
 11/22/18 W 85-49 N

LEHIGH (7-1)

Home: 7-0 Away: 0-0
 Neutral: 0-1 Under Coach L: 1-0
 Since rebirth in 1985: 6-1
 12/4/70 W 74-67 H
 12/27/89 L 83-59 N
 1/9/91 W 99-67 H
 12/30/96 W 68-32 H
 12/27/00 W 71-52 H
 12/30/02 W 68-62 H
 12/9/06 W 79-58 H
 11/9/18 W 83-62 H

LIPSCOMB (1-0)

Home: 1-0 Away: 0-0
 Neutral: 0-0 Under Coach L: 1-0
 Since rebirth in 1985: 1-0
 12/8/21 W 76-59 H

LONG ISLAND (1-0)

Home: 1-0 Away: 0-0
 Neutral: 0-0 Under Coach L: 0-0
 Since rebirth in 1985: 1-0
 12/16/88 W 102-66 H

LOUISIANA (1-1)

Home: 1-0 Away: 0-0
 Neutral: 0-1 Under Coach L: 1-0
 Since rebirth in 1985: 1-1
 12/20/99 L 66-60 N
 11/16/15 W 93-77 H

LOUISIANA MONROE (1-0)

Home: 1-0 Away: 0-0
 Neutral: 0-0 Under Coach L: 0-0
 Since rebirth in 1985: 1-0
 11/23/03 W 78-60 H

LSU (3-1)

Home: 1-0 Away: 1-1
 Neutral: 1-0 Under Coach L: 0-0
 Since rebirth in 1985: 1-0
 12/11/50 W 68-62 H
 12/11/52 L 86-58 A
 12/11/57 W 73-65 A
 12/27/01 24/23 - W 68-61 N

LOUISVILLE (6-13)

Home: 5-6 Away: 1-6
 Neutral: 0-1 Under Coach L: 4-6
 Since rebirth in 1985: 4-8
 1/5/51 L 73-60 H
 12/29/52 L 84-74 H
 1/31/57 L 89-60 H
 1/30/61 - 7 W 71-69 H
 12/6/61 L 77-59 A
 2/9/63 W 94-84 H
 12/28/65 L 85-84 OT H
 12/31/05 - 10/10 L 58-43 N
 12/23/06 L 82-59 A
 2/3/15 - 9/8 L 63-55 H
 2/21/15 - 12/12 L 55-53 A
 2/27/16 12/11 11/- W 73-65 H
 2/11/17 - 4/4 L 71-66 A
 1/24/18 RV/24 - W 78-75 OT H
 1/6/19 L 90-73 A
 11/5/19 - 5/5 L 87-74 H
 1/7/20 - 13/11 L 74-58 A
 1/16/21 - 16/18 W 78-72 H
 2/16/22 W 70-63 A

LOYOLA CHICAGO (0-1)

Home: 0-0 Away: 0-0
 Neutral: 0-1 Under Coach L: 0-1
 Since rebirth in 1985: 0-1
 3/15/18 22/24 - L 64-62 NS
\$ NCAA Tournament

LOYOLA (MD) (1-0)

Home: 1-0 Away: 0-0
 Neutral: 0-0 Under Coach L: 1-0
 Since rebirth in 1985: 1-0
 12/30/13 W 71-48 H

LOYOLA (N.O.) (9-7)

Home: 6-3 Away: 3-4
 Neutral: 0-0 Under Coach L: 0-0
 Since rebirth in 1985: 0-0
 12/10/52 L 71-54 A
 12/10/55 W 83-82 A
 12/10/57 L 76-52 H
 1/25/58 W 89-82 H
 2/16/59 W 93-84 H
 12/12/59 W 86-70 A
 2/11/61 W 65-61 H
 2/10/62 L 113-70 H
 2/15/64 W 97-90 OT A
 2/13/65 W 115-86 H
 2/19/66 L 89-76 A
 2/11/67 W 68-66 H
 2/17/68 L 86-84 A
 2/15/69 W 89-80 H
 1/31/70 L 98-84 A
 2/6/71 L 107-88 H

LUBBOCK CHRISTIAN (1-0)

Home: 1-0 Away: 0-0
 Neutral: 0-0 Under Coach L: 0-0
 Since rebirth in 1985: 1-0
 11/21/03 W 86-66 H

MAINE (1-0)

Home: 0-0 Away: 0-0
 Neutral: 1-0 Under Coach L: 0-0
 Since rebirth in 1985: 1-0
 11/29/91 W 62-57 N

MANHATTAN (1-0)

Home: 1-0 Away: 0-0
 Neutral: 0-0 Under Coach L: 0-0
 Since rebirth in 1985: 1-0
 12/28/85 W 79-61 H

MARIST (2-1)

Home: 0-1 Away: 1-0
 Neutral: 1-0 Under Coach L: 0-0
 Since rebirth in 1985: 2-1
 2/1/88 W 79-76 OT A
 2/18/88 L 73-62 H
 11/15/07 W 85-61 N

MARQUETTE (2-3)

Home: 2-0 Away: 0-2
 Neutral: 0-1 Under Coach L: 0-1
 Since rebirth in 1985: 2-3
 3/5/86 L 84-62 A
 1/24/87 W 91-89 OT H
 1/16/88 L 65-51 A
 1/28/89 W 106-90 H
 3/28/13 5/4 15/16 L 71-61 NS
\$ NCAA Tournament

MARSHALL (2-1)

Home: 1-1 Away: 0-0
 Neutral: 1-0 Under Coach L: 0-0
 Since rebirth in 1985: 1-0
 1941-42 L 37-33 H
 2/23/71 W 89-88 H
 12/27/91 W 70-55 N

ALL-TIME SERIES RESULTS

DATE / UM RANK / OPPONENT RANK / RESULT / LOCATION

MARYLAND (13-9)

Home: 10-4 Away: 1-5
 Neutral: 2-0 Under Coach L: 2-2
 Since rebirth in 1985: 9-5

1/28/49	L	43-42	H
1/29/49	W	58-48	H
2/1/54	L	63-57	H
1/22/62	L	71-68	H
12/29/64	W	80-73	H
1/30/68	W	93-73	H
12/21/68	W	92-85	N
12/29/70	L	111-77	H
2/5/05	- 22/24	W 75-73	OT H
1/7/06	- 14/12	W 84-70	H
3/1/06	L	65-61	A
1/10/07	- /25	W 63-58	A
3/8/07	- 17/21	W 67-62	N#
2/23/08	W	78-63	H
1/14/09	W	62-60	H
1/31/09	L	73-68	A
1/26/10	L	81-59	A
3/2/11	W	80-66	H
2/1/12	W	90-86	2OT H
2/21/12	L	75-70	A
1/13/13	W	54-47	H
1/29/14	L	74-71	A

ACC Tournament

UMBC (3-0)

Home: 3-0 Away: 0-0
 Neutral: 0-0 Under Coach L: 0-0
 Since rebirth in 1985: 3-0

1/11/88	W	75-56	H
11/27/89	W	91-74	H
12/9/03	W	61-52	H

MARYLAND EASTERN SHORE (3-0)

Home: 3-0 Away: 0-0
 Neutral: 0-0 Under Coach L: 0-0
 Since rebirth in 1985: 3-0

2/12/86	W	77-55	H
1/14/87	W	88-66	H
11/25/88	W	108-80	H

MASSACHUSETTS (4-0)

Home: 2-0 Away: 2-0
 Neutral: 0-0 Under Coach L: 2-0
 Since rebirth in 1985: 4-0

12/12/04	W	80-53	H
1/2/07	W	72-71	A
12/3/11	W	83-75	H
12/1/12	W	75-62	A

MCDILL FIELD (2-0)

Home: 0-0 Away: 2-0
 Neutral: 0-0 Under Coach L: 0-0
 Since rebirth in 1985: 0-0

2/19/46	W	54-50	A
1/31/48	W	67-48	A

MCNEESE STATE (1-0)

Home: 1-0 Away: 0-0
 Neutral: 0-0 Under Coach L: 0-0
 Since rebirth in 1985: 1-0

11/24/10	W	79-59	H
----------	---	-------	---

MEMPHIS (5-8)

Home: 3-2 Away: 2-5
 Neutral: 0-1 Under Coach L: 0-1
 Since rebirth in 1985: 3-5

1/4/56	L	79-71	N
1/18/64	W	78-69	H
2/15/66	L	86-72	A
2/2/67	W	88-63	H
2/13/68	L	67-44	A
1/21/91	L	80-72	A
2/11/91	L	83-82	OT H
12/22/97	W	65-57	A
12/22/98	W	80-64	A
12/4/99	L	82-72	A
12/21/00	W	66-57	H
11/15/10	- 19/19	L 72-68	A
12/6/11	- 21/20	L 71-54	H

MERCER (1-1)

Home: 1-0 Away: 0-1
 Neutral: 0-0 Under Coach L: 0-0
 Since rebirth in 1985: 1-0

1938-39	L	56-37	A
2/3/90	W	53-47	H

MIAMI BEACH (1-0)

Home: 1-0 Away: 0-0
 Neutral: 0-0 Under Coach L: 0-0
 Since rebirth in 1985: 0-0

1928-29	W	66-18	H
---------	---	-------	---

MIAMI BEACH ALL-STARS (1-0)

Home: 1-0 Away: 0-0
 Neutral: 0-0 Under Coach L: 0-0
 Since rebirth in 1985: 0-0

12/3/52	W	70-45	H
---------	---	-------	---

MIAMI BEACH CANOE CLUB (2-0)

Home: 2-0 Away: 0-0
 Neutral: 0-0 Under Coach L: 0-0
 Since rebirth in 1985: 0-0

2/21/28	W	52-21	H
2/23/28	W	18-9	H

MIAMI (OHIO) (5-4)

Home: 4-2 Away: 1-1
 Neutral: 0-1 Under Coach L: 0-0
 Since rebirth in 1985: 0-1

1/17/47	L	60-44	A
1/10/55	L	75-73	H
12/30/58	L	89-87	OT H
12/21/59	W	83-78	A
1/4/61	W	102-100	2OT H
12/28/61	W	83-73	H
2/2/65	- 20	W 100-85	H
2/22/69	W	74-68	H
12/27/90	L	101-99	2OT N

MICHIGAN (0-4)

Home: 0-0 Away: 0-3
 Neutral: 0-1 Under Coach L: 0-0
 Since rebirth in 1985: 0-4

11/27/87	- 9	L 109-76	N
3/13/97	L	76-63	A+
11/29/05	L	74-53	A
3/22/06	L	71-65	A+

+ NIT

MICHIGAN STATE (1-1)

Home: 1-0 Away: 0-0
 Neutral: 0-1 Under Coach L: 1-1
 Since rebirth in 1985: 1-1

11/28/12	- 13/14	W 67-59	H
3/17/17	L	58-78	N\$

\$ NCAA Tournament

MIDDLE TENNESSEE (1-0)

Home: 0-0 Away: 0-0
 Neutral: 1-0 Under Coach L: 1-0
 Since rebirth in 1985: 1-0

12/25/17	6/7 -	W 84-81	N
----------	-------	---------	---

MINNESOTA (2-1)

Home: 1-1 Away: 1-0
 Neutral: 0-0 Under Coach L: 1-1
 Since rebirth in 1985: 2-1

12/2/09	W	63-58	H	
3/19/12	L	78-60	H+	
11/29/17	10/13	12/12	W 86-81	A

+ NIT

MISSISSIPPI (3-1)

Home: 3-0 Away: 0-1
 Neutral: 0-0 Under Coach L: 0-1
 Since rebirth in 1985: 1-1

12/21/49	W	82-67	H
12/22/49	W	55-43	H
11/30/10	W	86-73	H
11/25/11	L	64-61	OT A

MISSISSIPPI COLLEGE (1-0)

Home: 1-0 Away: 0-0
 Neutral: 0-0 Under Coach L: 0-0
 Since rebirth in 1985: 0-0

1/19/56	W	89-84	H
---------	---	-------	---

MISSISSIPPI STATE (3-2)

Home: 0-1 Away: 1-0
 Neutral: 2-1 Under Coach L: 1-0
 Since rebirth in 1985: 3-1

12/13/57	L	66-64	N
12/28/90	W	74-67	N
12/11/06	L	70-52	H
12/13/07	W	64-58	A
11/19/15	W	105-79	N

MISSOURI (0-1)

Home: 0-0 Away: 0-0
 Neutral: 0-1 Under Coach L: 0-0
 Since rebirth in 1985: 0-1

3/14/02	21/21 -	L 93-80	N\$
---------	---------	---------	-----

\$ NCAA Tournament

MISSOURI STATE (2-0)

Home: 1-0 Away: 0-0
 Neutral: 1-0 Under Coach L: 1-0
 Since rebirth in 1985: 2-0

3/21/11	W	81-72	H+
11/21/19	W	74-70	N

+ NIT

ALL-TIME SERIES RESULTS

MONMOUTH (1-1)

Home: 1-1 Away: 0-0
 Neutral: 0-0 Under Coach L: 0-0
 Since rebirth in 1985: 1-1

2/4/88 L 64-62 OT H
 11/23/99 /24 - W 67-46 H

MOREHEAD STATE (4-3)

Home: 3-2 Away: 1-1
 Neutral: 0-0 Under Coach L: 0-0
 Since rebirth in 1985: 0-0

1/18/47 W 61-56 A
 2/20/56 L 102-89 H
 2/23/59 W 102-85 H
 2/23/61 W 85-70 H
 12/4/61 L 107-81 A
 2/1/69 W 92-91 OT H
 2/1/71 L 76-75 H

MORGAN STATE (2-0)

Home: 2-0 Away: 0-0
 Neutral: 0-0 Under Coach L: 0-0
 Since rebirth in 1985: 2-0

11/19/05 W 83-51 H
 11/24/07 W 55-51 H

MOUNT ST. MARY'S (1-0)

Home: 0-0 Away: 1-0
 Neutral: 0-0 Under Coach L: 0-0
 Since rebirth in 1985: 0-0

12/8/66 W 86-83 A

MUFFETS (2-0)

Home: 2-0 Away: 0-0
 Neutral: 0-0 Under Coach L: 0-0
 Since rebirth in 1985: 0-0

12/14/48 W 69-51 H
 12/6/49 W 78-37 H

MURRAY STATE (2-1)

Home: 1-1 Away: 1-0
 Neutral: 0-0 Under Coach L: 0-0
 Since rebirth in 1985: 0-0

1/30/53 L 69-65 H
 12/14/59 W 92-80 H
 12/8/61 W 69-67 A

NAVY (1-1)

Home: 1-0 Away: 0-0
 Neutral: 0-1 Under Coach L: 1-0
 Since rebirth in 1985: 1-1

2/7/87 L 78-62 N
 11/12/18 W 89-55 H

NAVY REC. BARRACKS (0-1)

Home: 0-0 Away: 0-0
 Neutral: 0-0 Under Coach L: 0-0
 Since rebirth in 1985: 0-0

1/16/46 L 46-43 H

NEBRASKA (2-4)

Home: 1-1 Away: 1-2
 Neutral: 0-1 Under Coach L: 1-1
 Since rebirth in 1985: 1-3

12/22/51 W 70-60 H
 12/18/71 L 85-58 A
 12/16/00 L 72-64 N
 12/30/06 L 82-67 H

12/4/13 L 60-49 A
 12/1/15 21 - W 77-72 OT A

NEVADA (1-1)

Home: 0-0 Away: 1-1
 Neutral: 0-0 Under Coach L: 0-0
 Since rebirth in 1985: 0-0

12/14/63 W 81-78 OT A
 12/11/66 L 89-79 A

NEW HAMPSHIRE (1-0)

Home: 1-0 Away: 0-0
 Neutral: 0-0 Under Coach L: 0-0
 Since rebirth in 1985: 1-0

11/23/02 W 93-58 H

NEW MEXICO (0-2)

Home: 0-1 Away: 0-1
 Neutral: 0-0 Under Coach L: 0-0
 Since rebirth in 1985: 0-2

1/29/87 L 87-78 A
 2/1/89 L 110-93 H

NEW MEXICO STATE (0-1)

Home: 0-0 Away: 0-0
 Neutral: 0-1 Under Coach L: 0-1
 Since rebirth in 1985: 0-1

12/23/17 6/7 - L 63-54 N

NEW ORLEANS (0-2)

Home: 0-1 Away: 0-1
 Neutral: 0-0 Under Coach L: 0-0
 Since rebirth in 1985: 0-2

1/7/86 L 64-57 A
 2/15/86 L 85-75 H

NEW YORK UNIVERSITY (1-1)

Home: 1-1 Away: 0-0
 Neutral: 0-0 Under Coach L: 0-0
 Since rebirth in 1985: 0-0

12/29/54 L 74-67 H
 12/28/67 W 102-91 H

NIAGARA (1-0)

Home: 0-0 Away: 1-0
 Neutral: 0-0 Under Coach L: 0-0
 Since rebirth in 1985: 0-0

12/10/64 W 74-67 A

NORFOLK STATE (2-0)

Home: 2-0 Away: 0-0
 Neutral: 0-0 Under Coach L: 1-0
 Since rebirth in 1985: 2-0

1/2/05 W 76-58 H
 2/1/14 W 64-49 H

NORTH CAROLINA (9-26)

Home: 4-10 Away: 4-12
 Neutral: 1-4 Under Coach L: 7-10
 Since rebirth in 1985: 9-24

1/13/50 L 55-53 H
 1/14/50 L 66-51 H
 12/6/86 - 1 L 122-77 A
 2/5/90 - 25 L 87-74 A
 12/18/99 - 7/9 L 78-68 N
 12/4/00 - 14/12 L 67-45 A
 1/4/03 W 64-61 OT H
 1/7/04 - 12/13 L 89-64 A

1/22/05 - 6/6 L 87-67 A
 1/14/06 - 20/20 W 81-70 A

2/12/06 - 23/24 L 80-70 H
 1/31/07 - 3/3 L 105-64 A

1/23/08 - 5/4 L 98-82 H
 1/17/09 - 5/6 L 82-65 A

2/15/09 - 3/3 L 69-65 H
 3/2/10 L 69-62 A

1/26/11 L 74-71 H
 3/11/11 - 6/7 L 61-59 N#

1/10/12 - 3/3 L 73-56 A
 2/15/12 - 8/7 L 73-64 H

1/10/13 W 68-59 A
 2/9/13 8/11 - W 87-61 H

3/17/13 9/10 - W 87-77 N#
 1/8/14 W 63-57 A

2/28/15 - 15/18 L 73-64 H
 2/20/16 11/10 5/4 L 96-71 A

1/28/17 - 9/6 W 77-62 H
 3/9/17 - 6/6 L 78-53 N#

2/27/18 - 9/9 W 91-88 A
 3/8/18 24/25 12/11 L 82-65 N#

1/19/19 - 13/15 L 85-76 H
 2/9/19 - 8/8 L 88-85 OT A

1/25/20 L 94-71 A
 1/5/21 L 67-65 H

1/18/22 W 85-57 H

ACC Tournament

NORTH CAROLINA A&T (4-0)

Home: 4-0 Away: 0-0
 Neutral: 0-0 Under Coach L: 0-0
 Since rebirth in 1985: 4-0

12/22/03 W 81-62 H
 11/22/05 W 87-62 H

12/23/07 22/22 - W 95-64 H
 12/21/09 W 80-59 H

UNC ASHEVILLE (1-0)

Home: 1-0 Away: 0-0
 Neutral: 0-0 Under Coach L: 0-0
 Since rebirth in 1985: 1-0

12/1/93 W 82-60 H

NC CENTRAL (4-0)

Home: 4-0 Away: 0-0
 Neutral: 0-0 Under Coach L: 1-0
 Since rebirth in 1985: 4-0

1/3/09 W 76-42 H
 11/14/09 W 83-53 H

11/19/10 W 88-65 H
 3/17/15 W 75-71 H+

+ NIT

UNC GREENSBORO (2-0)

Home: 1-0 Away: 1-0
 Neutral: 0-0 Under Coach L: 1-0
 Since rebirth in 1985: 2-0

2/15/11 W 78-58 A
 1/2/12 W 99-89 H

NC STATE (13-15)

Home: 6-6 Away: 5-8
 Neutral: 2-1 Under Coach L: 9-8
 Since rebirth in 1985: 13-14

1939-40 L 46-35 A
 1/9/05 - /24 W 67-66 H
 12/18/05 - 2/19 L 81-69 H

ALL-TIME SERIES RESULTS

DATE / UM RANK / OPPONENT RANK / RESULT / LOCATION

2/8/06	- 16/15	L	86-77	2OT	H
2/10/07		W	80-65		H
1/19/08	21/24	-	L	79-77	OT A
3/13/08		W	63-50		N#
1/27/09		L	84-81	OT	A
3/7/09		W	72-64		H
2/27/10		L	71-66		H
1/23/11		L	72-70		A
1/22/12		L	78-73		H
2/29/12		L	77-73		A
2/2/13	14/15 19/19	W	79-78		A
3/16/13	9/10	-	W	81-71	N#
2/8/14		L	56-55		H
3/1/14		W	80-65		A
3/13/14		L	67-58		N#
1/22/15		W	65-60		H
1/30/16	15/13	-	L	85-69	A
12/31/16		W	81-63		H
2/4/17		W	84-79		A
1/21/18	25/23	-	W	86-81	A
1/3/19	- 18/19	L	87-82		H
1/15/20		L	80-63		A
2/5/20		L	83-72		H
1/9/21		W	64-59		A
12/29/21		W	91-83		H

UNC WILMINGTON (1-1)

Home:	0-1	Away:	0-0	
Neutral:	1-0	Under Coach L:	0-0	
Since rebirth in 1985:	1-1			
12/29/92		L	88-73	H
11/20/09		W	67-60	N

NORTH FLORIDA (6-0)

Home:	5-0	Away:	1-0		
Neutral:	0-0	Under Coach L:	4-0		
Since rebirth in 1985:	6-0				
12/20/07	22/22	-	W	85-63	H
12/31/08		W	94-41	H	
11/19/11		W	75-62	H	
11/16/16		W	94-56	A	
11/25/18	11/11	-	W	86-65	H
11/29/20		W	77-59	H	

NORTH TEXAS (1-0)

Home:	0-0	Away:	0-0	
Neutral:	1-0	Under Coach L:	1-0	
Since rebirth in 1985:	1-0			
11/26/21		W	69-63	N

NORTHEASTERN (3-0)

Home:	3-0	Away:	0-0		
Neutral:	0-0	Under Coach L:	1-0		
Since rebirth in 1985:	3-0				
1/31/91		W	79-63	H	
11/25/00		W	92-86	H	
11/27/15	15/19	-	L	78-77	H

NORTHEASTERN ILLINOIS (2-0)

Home:	2-0	Away:	0-0	
Neutral:	0-0	Under Coach L:	0-0	
Since rebirth in 1985:	2-0			
11/25/94		W	66-48	H
11/24/95		W	81-58	H

NORTHERN IOWA (1-0)

Home:	1-0	Away:	0-0	
Neutral:	0-0	Under Coach L:	0-0	
Since rebirth in 1985:	1-0			
11/27/98		W	78-69	H

NORTHWESTERN (0-1)

Home:	0-0	Away:	0-1	
Neutral:	0-0	Under Coach L:	0-0	
Since rebirth in 1985:	0-1			
11/28/06		L	61-59	A

NOTRE DAME (12-14)

Home:	6-6	Away:	5-7		
Neutral:	1-1	Under Coach L:	5-6		
Since rebirth in 1985:	12-14				
2/22/86	- 14	L	126-73	H	
3/5/87	- 20	L	65-49	A	
1/27/90		L	107-60	A	
1/12/91		L	60-52	H	
1/23/96		W	72-64	H	
2/28/96		W	71-59	A	
2/25/97		L	69-60	A	
2/14/98		W	66-57	H	
2/22/98		W	65-59	A	
1/9/99		L	71-68	H	
1/25/00		W	63-49	A	
2/26/00		W	55-52	H	
3/9/00	23	-	W	61-58	N^
2/23/02	17/13	L	90-77	H	
1/28/04		L	72-62	A	
2/19/14		W	71-64	H	
1/17/15	- 12/12	L	70-75	A	
3/12/15	- 11/9	L	63-70	N#	
2/3/16	17/15	-	W	79-70	H
3/2/16	7	-	W	68-50	A
1/12/17	20/20	L	62-67	H	
2/19/18		W	77-74	A	
2/6/19		W	62-47	H	
2/23/20		L	87-71	A	
1/24/21		L	73-59	H	
2/14/21		L	71-61	A	

NOVA SOUTHEASTERN (1-0)

Home:	1-0	Away:	0-0	
Neutral:	0-0	Under Coach L:	0-0	
Since rebirth in 1985:	1-0			
11/16/09		W	108-58	H

OHIO STATE (2-2)

Home:	1-2	Away:	0-0		
Neutral:	1-0	Under Coach L:	0-0		
Since rebirth in 1985:	2-1				
12/21/53		L	106-81	H	
12/27/98		W	72-64	H	
3/19/00	23/25 8/8	W	75-62	N\$	
12/2/08	21/22	-	L	73-68	H

OHIO (1-1)

Home:	1-1	Away:	0-0	
Neutral:	0-0	Under Coach L:	0-0	
Since rebirth in 1985:	0-0			
12/18/65		W	105-100	H
12/30/69	- 5	L	99-74	H

OKLAHOMA CITY (5-4)

Home:	5-2	Away:	0-1		
Neutral:	1-0	Under Coach L:	0-0		
Since rebirth in 1985:	0-0				
2/10/58		W	83-66	H	
1/29/60	11	-	W	97-84	H
1/6/62		L	118-113	OTH	
1/30/65		W	115-92	H	
1/10/67		W	111-109	H	
2/26/70		L	91-90	H	
12/19/70		L	94-91	OT N	
1/2/71		W	90-87	H	
1/22/71		L	88-75	A	

OKLAHOMA STATE (1-0)

Home:	1-0	Away:	0-0	
Neutral:	0-0	Under Coach L:	0-0	
Since rebirth in 1985:	1-0			
3/15/06		W	62-59	H+

OLD DOMINION (1-0)

Home:	0-0	Away:	0-0	
Neutral:	1-0	Under Coach L:	0-0	
Since rebirth in 1985:	1-0			
12/26/88		W	77-76	N

ORAL ROBERTS (2-1)

Home:	1-0	Away:	0-1	
Neutral:	1-0	Under Coach L:	0-0	
Since rebirth in 1985:	2-1			
11/28/88		W	108-103	H
2/25/89		L	99-92	A
12/21/10		W	69-56	N

OREGON STATE (0-1)

Home:	0-1	Away:	0-0	
Neutral:	0-0	Under Coach L:	0-0	
Since rebirth in 1985:	0-0			
12/1/69		L	86-81	H

PACIFIC (1-0)

Home:	0-0	Away:	0-0		
Neutral:	1-0	Under Coach L:	1-0		
Since rebirth in 1985:	1-0				
3/22/13	5/4	-	W	78-49	N\$

PENN (6-4)

Home:	5-3	Away:	0-1	
Neutral:	1-0	Under Coach L:	1-1	
Since rebirth in 1985:	3-1			
1/2/48		L	53-46	H
12/29/49		W	64-62	H
12/30/49		W	53-51	H
12/29/51		L	89-64	H
12/28/53		L	67-54	H
12/27/66		W	82-78	H
12/28/88		W	102-69	N
1/2/08		W	88-62	H
11/19/16		W	74-62	H
12/4/18		L	89-75	A

PENN STATE (1-4)

Home:	0-2	Away:	1-2	
Neutral:	0-0	Under Coach L:	1-0	
Since rebirth in 1985:	1-4			
11/29/86		L	74-61	H

ALL-TIME SERIES RESULTS

11/27/90	L 93-67	A
1/25/91	L 69-57	H
3/15/95	L 62-56	A+
12/1/22	W 63-58	A
+ NIT		

PENSACOLA NAS (2-0)

Home: 2-0	Away: 0-0	
Neutral: 0-0	Under Coach L: 0-0	
Since rebirth in 1985: 0-0		
2/14/47	W 69-50	H
2/15/47	W 64-36	H

PEPPERDINE (2-1)

Home: 1-0	Away: 1-1	
Neutral: 0-0	Under Coach L: 0-0	
Since rebirth in 1985: 2-0		
12/13/69	L 93-90	OT A
1/3/10	W 86-63	A
12/30/10	W 94-59	H

PI CHI (2-0)

Home: 0-0	Away: 0-0	
Neutral: 2-0	Under Coach L: 0-0	
Since rebirth in 1985: 0-0		
1939-40	W 42-29	N
1940-41	W 45-27	N

PITTSBURGH (25-20)

Home: 14-8	Away: 9-10		
Neutral: 2-2	Under Coach L: 9-3		
Since rebirth in 1985: 17-16			
12/26/47	W 43-40	A	
12/21/48	W 58-52	H	
12/22/48	L 80-48	H	
1/18/51	L 81-56	A	
2/9/55	L 78-72	H	
12/12/58	L 69-65	A	
12/28/62	W 86-85	H	
12/5/64	W 85-71	A	
1/6/68	W 100-84	H	
12/27/68	W 72-70	H	
12/5/69	W 85-67	A	
1/29/92	L 82-52	A	
2/4/92	L 77-55	H	
3/12/92	W 83-71	N ⁺	
1/6/93	- 24	L 85-78	A
1/23/93	- 20	L 86-84	H
1/12/94	L 83-55	A	
2/1/94	L 80-71	H	
2/18/95	L 67-61	A	
2/25/95	W 76-68	OT H	
1/20/96	W 66-57	H	
1/8/97	L 76-72	A	
2/5/97	W 78-63	H	
1/3/98	W 73-65	A	
1/30/99	23/25 -	L 60-54	A
2/23/99	11/13 -	W 85-52	H
2/1/00	W 64-60	H	
2/31/00	W 74-66	A	
1/8/01	L 62-51	A	
3/7/01	L 78-69	N ⁺	
1/15/02	24/20 -	W 76-69	OT H
3/8/02	21/21 7/7	L 76-71	N ⁺
1/10/04	- 1/10	L 84-80	2OT H
2/5/14	- 25/22	L 59-55	OT H
3/4/15	W 67-63	A	
2/9/16	12/11 -	W 65-63	H

1/14/17	W 72-46	A	
12/30/17	15/16 -	W 67-53	A
1/31/18	W 69-57	H	
3/5/19	W 76-63	H	
1/12/20	W 66-58	H	
2/2/20	L 62-57	A	
12/16/20	L 70-55	H	
3/9/21	W 79-73	N#	
2/22/22	W 85-64	A	
^ BIG EAST Tournament			
# ACC Tournament			

PONCE DE LEON (0-1)

Home: 0-1	Away: 0-0	
Neutral: 0-0	Under Coach L: 0-0	
Since rebirth in 1985: 0-0		
1928-29	L 12-11	H

PRINCETON (3-1)

Home: 2-1	Away: 0-0		
Neutral: 1-0	Under Coach L: 2-0		
Since rebirth in 1985: 2-0			
12/28/48	W 37-35	H	
12/29/48	L 62-55	2OT H	
12/29/15	13/15 -	W 76-64	H
12/21/17	10/13 -	W 80-52	N

PROVIDENCE (15-16)

Home: 7-6	Away: 7-8		
Neutral: 1-2	Under Coach L: 0-1		
Since rebirth in 1985: 14-15			
12/8/62	W 82-75	A	
3/19/63	L 106-96	N+	
1/20/87	L 92-88	H	
1/27/88	W 83-77	A	
1/24/89	- 20	L 106-91	H
2/21/90	L 101-67	A	
2/12/92	L 73-51	H	
3/7/92	L 62-57	A	
1/19/93	W 75-66	H	
2/16/93	L 75-60	A	
1/8/94	L 81-59	A	
2/26/94	L 88-60	H	
1/18/95	W 81-75	A	
2/11/95	W 69-63	H	
2/14/96	L 77-54	A	
3/2/96	W 66-59	H	
1/15/97	W 71-69	H	
2/4/98	W 64-54	H	
2/18/98	L 59-57	A	
2/13/99	16/21 -	W 69-65	A
2/16/00	L 47-45	H	
1/16/01	W 78-64	A	
1/20/01	L 80-70	H	
1/19/02	24/20 -	W 102-96	OT H
2/26/02	22/18 -	W 81-65	A
1/29/03	W 60-57	H	
2/18/03	L 73-63	A	
2/21/04	- 19/17	L 70-57	A
11/18/07	W 64-58	N	
3/18/09	W 78-66	A+	
12/22/14	L 76-62	N	
+ NIT			

PURDUE (1-3)

Home: 1-0	Away: 0-1		
Neutral: 0-2	Under Coach L: 1-1		
Since rebirth in 1985: 1-3			
12/30/87	- 11	L 110-82	N
3/14/99	10/12 -	L 73-63	N\$
11/29/11	L 76-65	A	
12/8/20	W 58-54	H	
\$ NCAA Tournament			

PURDUE FORT WAYNE (1-0)

Home: 1-0	Away: 0-0	
Neutral: 0-0	Under Coach L: 0-0	
Since rebirth in 1985: 1-0		
12/30/03	W 75-52	H

QUINNIPIAC (2-0)

Home: 2-0	Away: 0-0	
Neutral: 0-0	Under Coach L: 1-0	
Since rebirth in 1985: 2-0		
12/29/99	W 80-66	H
11/16/19	W 80-52	H

RADFORD (1-0)

Home: 0-0	Away: 0-0	
Neutral: 1-0	Under Coach L: 0-0	
Since rebirth in 1985: 1-0		
1/10/87	W 66-62	N

REDLAND (1-0)

Home: 1-0	Away: 0-0	
Neutral: 0-0	Under Coach L: 0-0	
Since rebirth in 1985: 0-0		
1928-29	W 42-11	H

RHODE ISLAND (4-1)

Home: 3-0	Away: 1-0	
Neutral: 0-1	Under Coach L: 0-0	
Since rebirth in 1985: 0-1		
1/3/62	W 80-70	H
12/6/62	W 88-80	A
1/4/64	W 105-88	H
1/5/70	W 105-95	H
11/25/03	L 54-53	N

RICE (1-0)

Home: 0-0	Away: 0-0	
Neutral: 1-0	Under Coach L: 0-0	
Since rebirth in 1985: 1-0		
12/22/10	W 73-67	N

RICHMOND (1-0)

Home: 0-0	Away: 1-0	
Neutral: 0-0	Under Coach L: 1-0	
Since rebirth in 1985: 1-0		
3/24/15	W 63-61	A+
+ NIT		

RIDER (1-0)

Home: 1-0	Away: 0-0	
Neutral: 0-0	Under Coach L: 0-0	
Since rebirth in 1985: 1-0		
12/18/85	W 81-58	H

RIO GRANDE (0-1)

Home: 0-1	Away: 0-0	
Neutral: 0-0	Under Coach L: 0-0	
Since rebirth in 1985: 0-0		
12/19/53	L 89-88	H

ALL-TIME SERIES RESULTS

DATE / UM RANK / OPPONENT RANK / RESULT / LOCATION

ROBERT MORRIS (2-0)

Home: 2-0 Away: 0-0
Neutral: 0-0 Under Coach L: 0-0
Since rebirth in 1985: 2-0

11/30/94	W 66-51	H
12/14/08	125 - W 70-62	H

ROLLINS (36-13)

Home: 20-4 Away: 16-9
Neutral: 0-0 Under Coach L: 0-0
Since rebirth in 1985: 0-0

1/14/28	W 52-15	H
1/23/28	L 32-21	A
1928-29	W 34-15	H
1928-29	W 34-13	A
1930-31	L 32-22	H
1930-31	W 41-39	H
1930-31	L 39-36	A
1930-31	L 26-22	A
1938-39	W 48-29	H
1938-39	L 49-45	H
1938-39	W 52-39	A
1938-39	L 42-28	A
1939-40	L 51-50	H
1939-40	L 38-25	H
1939-40	L 56-49	A
1939-40	W 50-49	A
1940-41	W 55-29	H
1940-41	W 57-41	H
1940-41	W 44-35	A
2/11/50	W 70-54	A
12/7/50	L 59-58	A
1/10/51	W 79-54	H
12/15/51	L 78-63	A
2/15/52	W 98-61	H
2/5/53	W 68-60	A
2/12/53	W 95-69	H
2/4/54	L 85-71	A
1/8/55	W 93-76	H
2/12/55	W 77-69	A
1/21/56	W 86-72	H
2/9/56	W 89-82	A
1/19/57	W 63-51	H
2/7/57	W 93-86	A
1/13/58	W 90-71	H
1/30/58	L 72-68	A
12/3/58	W 104-87	H
2/6/59	W 84-81	A
12/1/59	W 110-86	H
2/2/60	11 - W 90-79	A
12/1/60	W 80-62	A
2/1/61	W 103-75	H
1/31/62	W 89-67	A
2/19/62	W 92-54	H
1/30/63	18 - W 120-72	A
2/12/63	W 144-75	H
12/19/63	W 108-90	H
1/28/64	W 127-85	A
2/23/65	11-19 - W 128-95	A
2/23/65	1/17 W 148-79	H

RUTGERS (10-6)

Home: 6-1 Away: 3-5
Neutral: 1-0 Under Coach L: 2-1
Since rebirth in 1985: 10-6

1/3/89	W 99-94	OT A
2/25/96	L 71-55	A
2/6/96	W 77-67	N ⁺

2/2/97	L 60-59	A
2/8/97	W 53-50	H
12/2/97	W 63-55	H
1/13/99	W 74-62	A
2/27/99	11/13 - W 68-63	H
2/5/00	W 58-52	A
2/17/02	13/11 - L 64-61	A
1/21/04	W 73-63	H
2/4/04	L 72-70	OT A
11/21/10	L 61-45	A
11/15/11	W 72-57	H
11/30/16	W 73-61	H
11/28/18	L 57-54	H

^ BIG EAST Tournament

SACRED HEART (1-0)

Home: 1-0 Away: 0-0
Neutral: 0-0 Under Coach L: 0-0
Since rebirth in 1985: 1-0

1/2/06	W 63-57	H
--------	---------	---

ST. FRANCIS BROOKLYN (1-1)

Home: 0-1 Away: 0-0
Neutral: 1-0 Under Coach L: 0-1
Since rebirth in 1985: 0-1

3/16/63	W 71-70	N ⁺
11/8/13	L 66-62	OT H

+ NIT

ST. FRANCIS (PA) (2-0)

Home: 2-0 Away: 0-0
Neutral: 0-0 Under Coach L: 0-0
Since rebirth in 1985: 2-0

1/5/87	W 85-82	H
12/30/01	24/23 - W 71-48	H

ST. JOHN'S (14-16)

Home: 8-5 Away: 6-11
Neutral: 0-0 Under Coach L: 0-0
Since rebirth in 1985: 13-14

1/3/63	W 67-59	A
12/12/64	- 10/13 L 79-77	H
2/25/67	- 17 L 97-70	A
1/4/92	L 83-69	A
1/14/92	- 17 W 45-42	H
1/16/93	L 78-74	A
2/20/93	- 25 W 82-77	H
1/22/94	L 75-63	H
2/8/94	L 78-63	A
1/11/95	W 82-79	A
2/13/95	W 71-69	H
2/20/96	W 96-91	2OT H
12/3/96	L 61-57	H
2/22/97	L 77-73	A
3/5/97	W 76-68	OT A [^]
1/13/98	L 73-64	A
1/6/99	- 10/9 W 84-79	H
2/3/99	25 9/10 W 73-70	A
3/5/99	9/10 10/9 L 62-59	A [^]
3/5/00	- 18/21 W 74-70	H
3/10/00	23 19/20 L 58-57	A [^]
1/22/01	L 67-63	OT A
2/10/01	L 85-79	2OT H
1/8/02	21/20 L 71-60	A
2/13/02	13/11 W 79-56	H
2/2/03	L 77-74	A
3/8/03	L 76-73	H
1/14/04	W 70-64	A

12/2/07	W 66-47	H
12/27/08	W 70-56	A

^ BIG EAST Tournament

ST. JOSEPH'S (PA) (1-3)

Home: 1-0 Away: 0-2
Neutral: 0-1 Under Coach L: 0-0
Since rebirth in 1985: 1-1

1/20/51	L 58-47	A
3/12/64	L 86-76	N ⁺
1/3/91	L 92-79	A
2/6/91	W 87-64	H

+ NIT

SAINT LOUIS (0-2)

Home: 0-0 Away: 0-0
Neutral: 0-2 Under Coach L: 0-0
Since rebirth in 1985: 0-1

3/16/61	L 58-56	N ⁺
12/23/88	L 86-71	N

+ NIT

ST. MARY'S (CA) (5-0)

Home: 4-0 Away: 1-0
Neutral: 0-0 Under Coach L: 0-0
Since rebirth in 1985: 1-0

12/12/63	W 101-86	A
12/15/64	W 89-77	H
12/4/67	W 77-70	H
12/19/69	W 91-84	H
3/21/08	W 78-64	N\$

\$ NCAA Tournament

ST. PETER'S (1-0)

Home: 1-0 Away: 0-0
Neutral: 0-0 Under Coach L: 0-0
Since rebirth in 1985: 0-0

1/19/63	W 91-75	H
---------	---------	---

ST. THOMAS (2-0)

Home: 2-0 Away: 0-0
Neutral: 0-0 Under Coach L: 0-0
Since rebirth in 1985: 1-0

12/3/69	W 62-60	H
12/17/87	W 71-47	H

Formerly Biscayne College

SAM HOUSTON STATE (1-0)

Home: 1-0 Away: 0-0
Neutral: 0-0 Under Coach L: 0-0
Since rebirth in 1985: 1-0

12/17/93	W 73-58	H
----------	---------	---

SAN DIEGO (1-0)

Home: 0-0 Away: 0-0
Neutral: 1-0 Under Coach L: 0-0
Since rebirth in 1985: 1-0

11/24/08	22/21 - W 80-45	N
----------	-----------------	---

SAN DIEGO STATE (1-1)

Home: 0-1 Away: 1-0
Neutral: 0-0 Under Coach L: 0-0
Since rebirth in 1985: 1-1

1/31/87	W 83-82	OT A
2/6/88	L 56-49	H

ALL-TIME SERIES RESULTS

DATE / UM RANK / OPPONENT RANK / RESULT / LOCATION

SAN FRANCISCO (2-1)

Home: 1-0 Away: 1-1
 Neutral: 0-0 Under Coach L: 0-0
 Since rebirth in 1985: 0-0
 12/8/60 W 68-56 A
 12/17/63 W 95-83 H
 12/9/65 - 11 L 105-89 A

SANTA CLARA (0-3)

Home: 0-0 Away: 0-3
 Neutral: 0-0 Under Coach L: 0-0
 Since rebirth in 1985: 0-0
 12/6/60 L 66-65 A
 12/10/63 L 86-77 A
 12/7/65 L 78-74 A

SAVANNAH STATE (5-0)

Home: 4-0 Away: 1-0
 Neutral: 0-0 Under Coach L: 2-0
 Since rebirth in 1985: 5-0
 3/2/89 W 107-98 H
 11/30/02 W 91-57 H
 1/3/04 W 105-65 H
 12/19/13 W 68-51 A
 12/8/14 20/21 - W 70-39 H

SEBRING A.C. (1-0)

Home: 0-0 Away: 1-0
 Neutral: 0-0 Under Coach L: 0-0
 Since rebirth in 1985: 0-0
 2/16/28 W 36-23 A

SEBRING FIREMEN (1-0)

Home: 0-0 Away: 1-0
 Neutral: 0-0 Under Coach L: 0-0
 Since rebirth in 1985: 0-0
 1930-31 W 38-35 A

SETON HALL (8-16)

Home: 5-7 Away: 3-6
 Neutral: 0-3 Under Coach L: 0-1
 Since rebirth in 1985: 7-14
 12/29/56 L 92-80 H
 12/29/69 L 93-90 H
 1/4/71 W 89-81 H
 1/7/92 - 18 L 64-52 A
 3/4/92 - 22 L 90-82 OT H
 12/7/92 - 6 L 65-56 A
 2/23/93 - 14 L 85-73 H
 1/26/94 L 77-48 H
 2/19/94 L 85-63 A
 3/10/94 L 69-51 N^A
 1/2/95 L 72-54 A
 2/22/95 W 61-57 H
 12/2/95 W 80-70 H
 1/10/96 L 66-63 A
 2/10/97 W 61-51 A
 12/31/97 W 78-65 A
 2/24/98 L 76-71 H
 1/27/99 23/25 - W 77-71 H
 1/11/00 W 71-64 A
 2/1/01 - 22/25 W 72-66 H
 1/18/03 L 76-53 A
 3/12/03 L 67-52 N^A
 2/24/04 L 76-66 H
 11/25/18 L 83-81 N

^A BIG EAST Tournament

SHENANDOAH PRESB. (1-0)

Under Coach L: 0-0
 Since rebirth in 1985: 0-0
 1940-41 W 50-36

SOUTH ALABAMA (1-0)

Home: 1-0 Away: 0-0
 Neutral: 0-0 Under Coach L: 1-0
 Since rebirth in 1985: 1-0
 11/28/14 17/20 - W 87-75 H

SOUTH CAROLINA (6-3)

Home: 5-2 Away: 0-1
 Neutral: 1-0 Under Coach L: 0-0
 Since rebirth in 1985: 1-2
 12/17/48 W 59-40 H
 12/18/48 W 65-64 H
 12/14/49 W 64-54 H
 12/15/49 W 57-56 H
 2/5/55 L 83-77 H
 1/2/60 15 - W 107-106 OT H
 12/5/87 L 76-63 H
 3/15/05 L 69-67 A+
 11/22/09 W 85-70 N
 + NIT

SOUTH CAROLINA STATE (2-1)

Home: 2-1 Away: 0-0
 Neutral: 0-0 Under Coach L: 1-0
 Since rebirth in 1985: 2-1
 11/23/04 L 60-50 H
 12/12/09 W 91-54 H
 12/6/16 W 82-46 H

SOUTH CAROLINA UPSTATE (1-0)

Home: 1-0 Away: 0-0
 Neutral: 0-0 Under Coach L: 0-0
 Since rebirth in 1985: 1-0
 11/28/09 W 70-41 H

USF (6-2)

Home: 4-0 Away: 2-2
 Neutral: 0-0 Under Coach L: 0-0
 Since rebirth in 1985: 6-2
 1/23/88 W 80-75 H
 3/1/88 W 92-71 A
 2/6/89 W 106-104 2OT H
 2/18/89 W 85-78 A
 1/6/90 L 93-77 A
 2/24/90 W 81-73 H
 12/5/90 L 79-71 A
 2/25/91 W 67-58 H

SOUTHERN CAL (1-2)

Home: 0-0 Away: 0-1
 Neutral: 1-1 Under Coach L: 1-0
 Since rebirth in 1985: 1-2
 12/1/90 L 92-71 A
 12/27/92 L 86-66 N
 3/18/22 - 21/22 W 68-66 N\$
 \$ NCAA Tournament

SOUTHERN ILLINOIS (1-0)

Home: 0-0 Away: 1-0
 Neutral: 0-0 Under Coach L: 0-0
 Since rebirth in 1985: 1-0
 11/14/97 W 73-61 A

SMU (0-2)

Home: 0-1 Away: 0-1
 Neutral: 0-0 Under Coach L: 0-0
 Since rebirth in 1985: 0-2
 12/19/90 L 93-88 2OT A
 12/20/91 L 69-60 H

SOUTHERN MISS (2-1)

Home: 1-0 Away: 0-1
 Neutral: 1-0 Under Coach L: 0-0
 Since rebirth in 1985: 1-0
 12/1/55 L 63-61 A
 2/16/57 W 85-78 H
 11/21/08 17/16 - W 70-60 N
 Formerly Mississippi Southern

SOUTHWEST TEXAS STATE (0-1)

Home: 0-1 Away: 0-0
 Neutral: 0-0 Under Coach L: 0-0
 Since rebirth in 1985: 0-0
 12/4/92 L 60-57 H

SPRING HILL COLLEGE (0-2)

Home: 0-1 Away: 0-1
 Neutral: 0-0 Under Coach L: 0-0
 Since rebirth in 1985: 0-0
 12/14/55 L 79-71 A
 2/2/57 L 84-75 H

STANFORD (2-2)

Home: 0-0 Away: 0-1
 Neutral: 2-1 Under Coach L: 1-1
 Since rebirth in 1985: 2-2
 12/30/86 W 71-58 N
 1/16/89 L 93-59 A
 4/2/15 L 66-64 OT N+
 11/24/16 W 67-53 N
 + NIT

STEPHEN F. AUSTIN (1-0)

Home: 1-0 Away: 0-0
 Neutral: 0-0 Under Coach L: 1-0
 Since rebirth in 1985: 1-0
 11/13/18 W 96-58 H

STETSON (51-33)

Home: 32-13 Away: 19-20
 Neutral: 0-0 Under Coach L: 3-0
 Since rebirth in 1985: 11-0
 1/20/28 W 33-25 H
 1/24/28 L 32-26 A
 1928-29 W 35-13 H
 1928-29 L 20-13 A
 1930-31 L 36-16 H
 1930-31 L 37-15 A
 1939-40 L 33-29 H
 1939-40 L 39-27 H
 1939-40 L 48-42 A
 1939-40 L 46-37 A
 1940-41 L 46-29 H
 1940-41 L 51-41 H
 1940-41 L 45-40 A
 1940-41 W 40-35 A
 1941-42 L 47-42 A
 1941-42 L 42-34 A
 1941-42 L 44-37 H
 1941-42 W 46-36 H
 1/24/47 L 53-46 H

ALL-TIME SERIES RESULTS

DATE / UM RANK / OPPONENT RANK / RESULT / LOCATION

1/25/47	W 74-50	H	SYRACUSE (11-20)				2/11/56	W 94-74	A	
2/21/47	W 54-41	A	Home: 6-10 Away: 4-10				12/11/56	W 97-84	H	
2/22/47	W 44-38	A	Neutral: 1-0 Under Coach L: 6-6				2/9/57	W 78-77	A	
1/16/48	L 49-46	A	Since rebirth in 1985: 11-19				12/5/57	W 69-67	H	
1/17/48	W 59-39	A	12/28/63	L 86-85	OT	H	1/31/58	W 90-84	A	
2/14/48	L 41-36	H	1/11/92	- 20	L 73-57	A	12/5/58	W 113-71	H	
2/5/49	W 53-42	H	2/29/92	- 22	L 68-63	H	2/3/59	W 86-84	A	
2/11/49	W 81-46	A	1/9/93	- 21	L 89-81	A	12/5/59	W 98-65	H	
2/12/49	W 70-58	A	2/6/93		W 81-74	H	2/3/60	W 74-73	A	
1/7/50	W 65-58	H	12/22/93	- 21/18	L 81-52	A	12/3/60	W 93-64	H	
2/8/50	W 88-61	A	3/1/94	- 14	L 71-69	H	2/18/61	W 108-99	A	
2/9/50	W 82-63	A	12/6/94	- 19/19	L 83-65	H	1/30/62	L 113-95	A	
1/24/51	W 82-55	H	1/28/95	- 6/6	L 76-51	A	2/17/62	W 96-81	H	
2/14/51	W 78-66	A	1/3/96	- 11/12	W 75-66	H	1/29/63	W 78-76	A	
1/14/52	W 88-57	H	2/1/96	- 18/16	L 72-51	A	2/18/63	W 112-91	H	
2/9/52	W 80-74	A	12/7/96	- 19/17	W 67-63	H	12/3/63	W 101-95	H	
1/12/53	W 71-70	H	1/18/98	- 15/15	L 85-67	A	1/29/64	W 134-104	A	
2/4/53	L 80-77	A	2/10/98	- 23/20	L 72-63	H	12/1/64	W 136-119	A	
1/18/54	L 85-63	H	2/8/99	16/21	18/17	W 76-63	A	2/9/65	W 141-110	H
2/11/54	L 108-56	A	1/8/00	- 7/8	L 67-55	H	12/1/65	W 120-91	H	
2/14/55	L 89-85	A	2/13/01	- 10/7	W 68-57	A	1/29/66	W 83-71	A	
2/22/55	W 79-77	H	1/26/03		L 54-49	H	12/1/66	W 72-63	A	
1/16/56	W 85-79	H	2/14/04	- 12/5	L 91-74	H	1/16/67	W 97-86	H	
2/8/56	L 91-84	A	1/4/14	- 2/2	L 49-44	A	12/12/67	W 104-103	H	
1/7/57	W 89-81	H	1/25/14	- 2/2	L 64-52	H	1/10/68	L 78-76	A	
2/6/57	L 95-93	A	1/24/15		W 66-62	A	1/6/69	L 62-61	A	
1/8/58	W 103-80	H	1/2/16	13/15	-	W 64-51	H	2/18/69	W 95-79	H
2/15/58	W 92-85	A	1/4/17		L 70-55	A	TEACHERS COLL. OF CONN. (1-0)			
2/5/59	L 110-97	A	3/8/17		W 62-57	N#	Home: 1-0	Away: 0-0		
2/19/59	W 99-81	H	2/17/18		L 62-55	H	Neutral: 0-0	Under Coach L: 0-0		
2/5/60	W 94-86	A	1/24/19		L 73-53	A	Since rebirth in 1985: 0-0			
2/11/60	10 - L 73-72	H	3/7/20		W 69-65	OT	12/15/50	W 60-48	H	
2/3/61	L 76-68	A	1/19/21		L 83-57	A	TEMPLE (3-2)			
2/15/61	W 91-84	H	1/5/22		W 88-87	H	Home: 0-1	Away: 0-1		
2/2/62	W 79-70	A	3/5/22		W 75-72	A	Neutral: 3-0	Under Coach L: 2-0		
2/13/62	W 86-78	H	# ACC Tournament				Since rebirth in 1985: 3-1			
2/1/63	18 - L 66-64	A	TAMPA (44-10)				12/29/61	L 85-67	H	
2/26/63	W 75-60	H	Home: 24-3	Away: 20-7			12/20/03	W 72-66	N	
1/31/64	W 81-75	A	Neutral: 0-0	Under Coach L: 0-0			12/27/05	L 73-56	A	
2/22/64	W 87-70	H	Since rebirth in 1985: 0-0				3/31/15	W 60-57	N+	
2/4/65	W 86-84	A	1939-40	W 39-31	A		12/17/19	W 78-77	N	
2/16/65	W 95-84	H	1941-42	W 38-34	H		+ NIT			
1/27/66	W 89-78	A	1941-42	W 52-38	H		TENNESSEE (1-3)			
2/24/66	W 86-77	H	2/18/46	W 44-23	A		Home: 0-1	Away: 0-1		
1/26/67	L 56-53	A	1/10/47	W 53-27	H		Neutral: 1-1	Under Coach L: 0-0		
2/14/67	W 95-84	H	1/11/47	W 52-34	H		Since rebirth in 1985: 1-2			
1/26/68	W 72-67	A	1/31/47	W 53-25	A		12/17/54	L 89-80	N	
2/20/68	W 88-71	H	2/1/47	W 82-36	A		12/1/91	W 72-60	N	
1/29/69	W 98-90	A	12/12/47	L 47-35	H		12/27/95	L 56-54	H	
2/4/69	L 87-83	H	12/13/47	W 58-46	H		12/22/96	L 78-65	A	
1/24/70	L 116-88	A	2/3/48	W 60-55	A		TENNESSEE-MARTIN (1-0)			
2/21/70	L 95-86	H	2/4/48	W 86-67	A		Home: 1-0	Away: 0-0		
1/30/71	L 90-74	A	2/19/49	W 74-57	H		Neutral: 0-0	Under Coach L: 0-0		
2/8/71	L 91-76	H	2/25/49	L 81-58	A		Since rebirth in 1985: 1-0			
12/2/03	W 91-70	H	1/6/50	W 76-61	H		12/29/00	W 70-54	H	
12/18/04	W 81-50	H	2/6/50	L 67-55	A		TENNESSEE TECH (4-0)			
12/27/05	W 65-56	H	1/12/51	L 77-75	OT	H	Home: 3-0	Away: 0-0		
12/16/06	W 89-64	H	2/24/51	L 94-74	A		Neutral: 1-0	Under Coach L: 1-0		
12/17/07	22/22 - W 89-53	H	1/18/52	W 87-61	H		Since rebirth in 1985: 3-0			
11/29/08	22/21 - W 79-65	H	2/23/52	W 87-78	A		3/7/47	W 55-51	N	
12/16/09	W 69-49	A	1/16/53	L 72-65	H		2/8/89	W 111-101	H	
12/12/10	W 68-54	H	2/21/53	L 86-84	A		12/23/04	W 69-57	H	
11/9/12	W 87-79	H	2/12/54	W 69-65	A		11/11/11	W 69-58	H	
12/4/20	W 82-60	H	2/22/54	W 67-59	H					
12/20/21	W 82-72	H	1/17/55	W 103-76	H					
			2/17/55	W 105-89	A					
			12/6/55	W 96-59	H					

ALL-TIME SERIES RESULTS DATE / UM RANK / OPPONENT RANK / RESULT / LOCATION

TEXAS (1-2)

Home: 1-0 Away: 0-1
 Neutral: 0-1 Under Coach L: 0-0
 Since rebirth in 1985: 1-2
 12/19/87 W 85-56 H
 2/22/89 L 123-104 A
 3/23/08 - 7/7 L 75-72 N\$
\$ NCAA Tournament

TEXAS A&M (3-0)

Home: 2-0 Away: 1-0
 Neutral: 0-0 Under Coach L: 0-0
 Since rebirth in 1985: 2-0
 12/19/56 W 86-80 H
 12/9/01 W 64-55 A
 11/26/02 W 78-72 H

TEXAS ARLINGTON (1-0)

Home: 0-0 Away: 0-0
 Neutral: 1-0 Under Coach L: 0-0
 Since rebirth in 1985: 1-0
 11/13/05 W 76-65 N

TEXAS CHRISTIAN (0-1)

Home: 0-0 Away: 0-0
 Neutral: 0-1 Under Coach L: 0-0
 Since rebirth in 1985: 0-0
 12/14/57 L 82-59 N

TEXAS RIO GRANDE VALLEY (1-0)

Home: 1-0 Away: 0-0
 Neutral: 0-0 Under Coach L: 1-0
 Since rebirth in 1985: 1-0
 11/13/15 W 86-59 H

TEXAS SOUTHERN (1-0)

Home: 1-0 Away: 0-0
 Neutral: 0-0 Under Coach L: 1-0
 Since rebirth in 1985: 1-0
 11/14/13 W 84-69 H

TEXAS TECH (1-0)

Home: 1-0 Away: 0-0
 Neutral: 0-0 Under Coach L: 0-0
 Since rebirth in 1985: 0-0
 12/22/52 W 79-64 H

TOLEDO (1-0)

Home: 0-0 Away: 1-0
 Neutral: 0-0 Under Coach L: 0-0
 Since rebirth in 1985: 0-0
 12/6/56 W 68-67 A

TORONTO (1-0)

Home: 1-0 Away: 0-0
 Neutral: 0-0 Under Coach L: 0-0
 Since rebirth in 1985: 0-0
 1/8/59 W 97-75 H

TOWSON (1-0)

Home: 1-0 Away: 0-0
 Neutral: 0-0 Under Coach L: 0-0
 Since rebirth in 1985: 1-0
 1/11/86 W 71-66 H

TULANE (5-4)

Home: 4-2 Away: 0-2
 Neutral: 1-0 Under Coach L: 0-0
 Since rebirth in 1985: 2-0
 1/22/47 L 60-39 H
 12/29/55 W 86-75 H
 12/29/58 W 94-72 H
 2/3/68 L 99-88 A
 1/16/69 L 90-79 H
 1/29/70 L 105-90 A
 1/16/71 W 74-71 H
 3/3/90 W 93-60 H
 11/19/09 W 74-54 N

TULSA (1-1)

Home: 1-0 Away: 0-0
 Neutral: 0-1 Under Coach L: 0-0
 Since rebirth in 1985: 0-1
 2/22/62 W 83-66 H
 3/24/00 23/25 18/19 L 80-71 N\$
\$ NCAA Tournament

TURNER'S SPORTS SHOP (2-2)

Home: 2-2 Away: 0-0
 Neutral: 0-0 Under Coach L: 0-0
 Since rebirth in 1985: 0-0
 1928-29 W 43-23 H
 1928-29 W 36-17 H
 1928-29 L 36-27 H
 1930-31 L 33-24 H

UCLA (0-4)

Home: 0-1 Away: 0-2
 Neutral: 0-1 Under Coach L: 0-0
 Since rebirth in 1985: 0-3
 12/12/69 - 2 L 127-69 A
 12/21/85 L 109-64 A
 12/1/88 L 91-66 H
 3/13/98 - 19/20 L 65-62 N\$
\$ NCAA Tournament

UNLV (0-2)

Home: 0-1 Away: 0-1
 Neutral: 0-0 Under Coach L: 0-0
 Since rebirth in 1985: 0-2
 12/28/94 L 56-55 H
 11/29/96 L 55-43 A

UTAH (2-0)

Home: 1-0 Away: 0-0
 Neutral: 1-0 Under Coach L: 1-0
 Since rebirth in 1985: 1-0
 1/3/66 W 88-87 H
 11/20/15 - 16 W 90-66 N

VALPARAISO (1-1)

Home: 1-1 Away: 0-0
 Neutral: 0-0 Under Coach L: 1-0
 Since rebirth in 1985: 1-0
 12/28/56 L 81-76 H
 3/14/12 W 66-50 H+
 + NIT

VILLANOVA (10-14)

Home: 5-6 Away: 5-7
 Neutral: 0-1 Under Coach L: 0-1
 Since rebirth in 1985: 10-14
 2/18/92 L 74-50 A

2/25/92 L 61-50 H
 1/30/93 L 82-69 A
 3/6/93 W 77-76 H
 2/12/94 L 77-58 H
 3/5/94 L 83-63 A
 1/25/95 - 22/25 L 92-62 H
 2/7/95 - 16/18 L 73-63 A
 12/5/95 - 2/2 L 70-68 H
 1/27/96 - 7/7 L 90-62 A
 1/11/97 - 8/7 W 61-59 A
 1/22/98 W 78-63 H
 1/31/98 L 78-75 A
 2/16/99 16/21 - W 103-82 H
 1/11/00 W 67-66 A
 2/17/01 W 80-62 A
 3/3/01 W 65-53 H
 1/24/02 22/19 - W 76-58 H
 2/5/02 12/11 - W 65-56 A
 2/8/03 L 72-67 OT H
 1/25/03 L 75-56 A
 1/25/04 L 76-69 H
 3/2/04 W 59-56 A
 3/24/16 10/11 6/6 L 92-69 N\$
\$ NCAA Tournament

VIRGINIA (12-15)

Home: 7-4 Away: 4-9
 Neutral: 1-2 Under Coach L: 3-11
 Since rebirth in 1985: 10-15
 2/10/66 W 80-75 H
 12/10/66 W 80-78 A
 1/12/05 W 91-80 A
 3/10/05 L 66-65 N#
 1/24/06 L 71-51 A
 2/3/07 L 81-70 A
 2/21/07 - 24/19 W 68-60 H
 3/1/08 W 95-93 H
 2/26/09 W 62-55 A
 1/16/10 23 - L 75-57 A
 2/23/10 W 74-62 H
 2/5/11 W 70-68 OT H
 3/10/11 W 69-62 OT N#
 1/7/12 - 21/23 L 52-51 A
 2/19/13 2/2 - W 54-50 H
 2/26/14 - 12/11 L 65-40 A
 1/3/15 - 3/3 L 89-80 2OT H
 1/12/16 8/9 13/11 L 66-58 A
 2/22/16 12/11 3 W 64-61 H
 3/11/16 11 4 L 73-68 N#
 2/20/17 - 18/19 W 54-48 OT A
 2/13/18 - 1/3 L 59-50 H
 2/2/19 - 3/3 L 56-46 A
 3/4/20 - 22/22 L 46-44 H
 3/1/21 - 21/20 L 62-51 A
 2/5/22 L 71-58 A
 2/19/22 L 74-71 H
ACC Tournament

VCU (3-1)

Home: 1-1 Away: 1-0
 Neutral: 1-0 Under Coach L: 0-0
 Since rebirth in 1985: 3-1
 2/22/88 W 96-93 A
 1/9/89 L 87-77 H
 2/9/91 W 73-58 H
 11/16/07 W 69-63 N

ALL-TIME SERIES RESULTS

DATE / UM RANK / OPPONENT RANK / RESULT / LOCATION

VIRGINIA TECH (25-20)

Home: 12-7 Away: 9-10

Neutral: 4-3 Under Coach L: 15-10

Since rebirth in 1985: 25-20

1/10/01	L	85-74	A
2/6/01	W	86-61	H
1/12/02	21/20 -	W 77-68	A
3/2/02	22/18 -	W 83-77	H
2/11/03		W 85-65	H
3/5/03		W 79-71	A
1/17/04		W 65-59	A
2/2/05		L 73-63	H
2/19/05		L 71-58	A
2/22/06		W 70-59	H
1/23/07	- 24/23	L 92-85	H
2/24/07		L 73-57	A
2/9/08		W 74-71	A
3/14/08		L 63-49	N#
1/25/09		L 88-83	OT H
3/12/09		L 65-47	N#
1/13/10	23 -	L 81-66	A
1/31/10		W 82-75	H
3/12/10		W 70-65	N#
1/30/11		L 72-68	A
2/9/12		W 65-49	H
1/30/13	14/15 -	W 73-64	A
2/27/13	5/7 -	W 76-58	H
12/8/13		L 61-60	OT H
2/15/14		L 52-45	A
3/12/14		W 57-53	N#
2/18/15		W 76-52	H
3/7/15		W 82-61	A
3/11/15		W 59-49	N#
2/17/16	11/10 -	W 65-49	H
3/5/16	7 -	L 77-62	A
3/10/16	11 -	W 88-82	N#
2/8/17	- -	W 74-68	H
2/27/17	25/25 -	L 66-61	A
2/3/18		W 84-75	A
3/3/18		W 69-68	H
1/30/19	- 12/11	L 82-70	H
3/8/19	- 15/16	L 84-70	A
3/13/19	- 16/15	L 71-56	N#
1/28/20		W 71-61	H
2/19/20		W 102-95	3OT A
12/29/20	- 24/RV	L 80-78	A
2/6/21	- 16/16	L 80-76	OT H
1/26/22		W 78-75	A
2/26/22		L 71-70	H

ACC Tournament

VOLKS A.C. (0-1)

Home: 1-0 Away: 0-0

Neutral: 0-0 Under Coach L: 0-0

Since rebirth in 1985: 0-0

2/10/28	L	42-26	H
---------	---	-------	---

WAGNER (0-1)

Home: 0-1 Away: 0-0

Neutral: 0-0 Under Coach L: 0-0

Since rebirth in 1985: 0-1

12/29/93	L	57-55	H
----------	---	-------	---

WAKE FOREST (14-13)

Home: 10-2 Away: 2-11

Neutral: 2-0 Under Coach L: 9-5

Since rebirth in 1985: 14-12

1/5/40	L	46-17	A
--------	---	-------	---

1/28/91		L 72-66	A
1/29/05	- 5/5	L 94-82	A
2/15/05	- 5/5	L 68-63	H
1/31/06		W 78-69	H
1/6/07		L 59-58	H
2/17/07		L 74-69	A
1/29/08		L 70-68	A
2/4/09	- 7/6	W 79-52	H
1/9/10		W 67-66	H
2/2/10		L 62-53	A
3/11/10		W 83-62	N#
2/9/11		W 74-73	A
2/18/12		W 74-56	H
2/23/13	2/2 -	L 80-65	A
3/8/14		W 69-56	H
2/11/15		L 72-70	A
1/23/16	15/14 -	W 77-63	H
1/18/17		L 96-79	A
2/7/18	25/25 -	W 87-81	H
1/12/19		W 76-65	H
2/26/19		L 76-75	A
3/12/19		W 79-71	N#
2/15/20		W 71-54	H
1/30/21		L 66-54	A
1/1/22		W 92-84	H
2/12/22	- /25	W 76-72	A

WASHINGTON (0-3)

Home: 0-0 Away: 0-3

Neutral: 0-0 Under Coach L: 0-0

Since rebirth in 1985: 0-1

12/1/67	L	96-54	A
12/2/67	L	81-80	A
1/15/90	L	83-67	A

WASHINGTON & LEE (1-0)

Home: 0-0 Away: 0-0

Neutral: 1-0 Under Coach L: 0-0

Since rebirth in 1985: 0-0

12/18/54	W	80-75	N
----------	---	-------	---

WEST VIRGINIA (7-8)

Home: 5-3 Away: 2-5

Neutral: 0-0 Under Coach L: 0-1

Since rebirth in 1985: 7-7

12/30/55	L	83-78	H
1/5/91	L	71-67	A
2/6/96	W	68-65	H
2/17/96	L	72-69	A
3/1/97	L	82-54	H
1/10/98	- 25/21	L 98-84	A
2/28/98	- 19/19	W 70-66	H
1/16/99		W 64-55	A
1/5/00		W 66-58	H
2/22/00		W 68-50	A
2/28/01		W 73-66	H
1/7/03		L 68-63	A
3/6/04		L 58-53	H
12/4/10		W 79-76	H
12/10/11		L 77-66	A

WESTERN CAROLINA (1-0)

Home: 1-0 Away: 0-0

Neutral: 0-0 Under Coach L: 1-0

Since rebirth in 1985: 1-0

11/11/16	W	92-43	H
----------	---	-------	---

WESTERN KENTUCKY (1-13)

Home: 1-8 Away: 0-4

Neutral: 0-1 Under Coach L: 0-0

Since rebirth in 1985: 0-0

3/8/47	L	55-46	A
1/21/49	L	78-45	H
1/22/49	L	63-47	H
1/27/50	L	65-61	H
1/28/50	L	78-61	H
2/15/50	L	79-57	A
2/16/50	L	83-47	A
1/16/51	L	89-47	A
1/26/51	L	68-64	H
1/25/52	L	102-74	H
1/22/53	L	98-56	H
1/31/59	W	109-95	H
3/8/60	8 -	L 107-84	N+
12/28/66	- 17	L 94-89	H

WICHITA STATE (2-0)

Home: 0-0 Away: 0-0

Neutral: 2-0 Under Coach L: 1-0

Since rebirth in 1985: 2-0

12/30/88	W	81-59	N
3/19/16	10/11 -	W 65-57	N\$

\$ NCAA Tournament

WILLIAM & MARY (1-0)

Home: 1-0 Away: 0-0

Neutral: 0-0 Under Coach L: 0-0

Since rebirth in 1985: 0-0

2/2/66	W	88-66	H
--------	---	-------	---

WINTHROP (2-2)

Home: 2-1 Away: 0-0

Neutral: 0-1 Under Coach L: 0-0

Since rebirth in 1985: 2-2

12/14/86	L	63-55	H
1/9/88	W	62-60	H
12/16/96	W	81-56	H
12/29/07	19/19 -	L 76-70	N

WISCONSIN (0-2)

Home: 0-1 Away: 0-1

Neutral: 0-0 Under Coach L: 0-0

Since rebirth in 1985: 0-2

12/7/85	L	88-66	A
12/8/86	L	65-54	H

WISCONSIN GREEN BAY (2-2)

Home: 0-2 Away: 1-0

Neutral: 1-0 Under Coach L: 0-1

Since rebirth in 1985: 2-2

12/9/85	W	67-63	A
1/3/87	L	62-45	H
11/15/05	W	80-54	N
12/6/14	15/15 -	L 68-55	H

WOFFORD (3-0)

Home: 2-0 Away: 0-0

Neutral: 1-0 Under Coach L: 1-0

Since rebirth in 1985: 3-0

11/20/04	W	67-64	H
12/10/05	W	71-40	H
12/3/16	W	74-57	N

ALL-TIME SERIES RESULTS

DATE / UM RANK / OPPONENT RANK / RESULT / LOCATION

XAVIER (2-1)

Home: 2-0 Away: 0-0
 Neutral: 0-1 Under Coach L: 0-0
 Since rebirth in 1985: 0-1
 2/2/56 W 77-75 H
 12/29/59 W 87-69 H
 11/27/04 L 83-70 OT N

YALE (4-3)

Home: 2-2 Away: 0-0
 Neutral: 2-1 Under Coach L: 0-1
 Since rebirth in 1985: 1-1
 12/29/50 L 78-62 H
 12/27/51 L 70-68 H
 12/27/55 W 92-90 H
 12/28/64 W 86-71 H
 12/20/68 W 77-71 N
 12/29/86 W 78-75 OT N
 12/1/18 L 77-73 N

YMHA (2-0)

Home: 2-0 Away: 0-0
 Neutral: 0-0 Under Coach L: 0-0
 Since rebirth in 1985: 0-0
 1940-41 W 48-39 H
 12/15/48 W 61-46 H

7TH NAVAL DISTRICT (0-1)

Home: 0-1 Away: 0-0
 Neutral: 0-0 Under Coach L: 0-0
 Since rebirth in 1985: 0-0
 1/17/46 L 53-19 H

\$ NCAA Tournament

+ NIT

ACC Tournament

^ BIG EAST Tournament

The 1926-27 season, the first in program history, is excluded from all series records/results because Miami only played freshman teams.





YEAR-BY-YEAR RESULTS

[] MIAMI RANK #OPPONENT RANK

1926-27

Record: 7-1 (all against freshman teams)

Art Webb, Head Coach

1/8	Rollins	W	45-20
	YMCA	W	55-11
	St. Petersburg	W	45-23
	Havana	L	23-28
	Oglethorpe	W	49-26
	Stetson	W	38-18
	Florida Southern	W	54-24
	Florida	W	39-20
Season Totals:			348-170

1927-28

Record: 8-4

Art Webb, Head Coach

1/14	Rollins	W	52-15
1/20	Stetson	W	33-25
1/23	at Rollins	L	21-32
1/24	at Stetson	L	26-32
1/25	at Florida Southern	L	26-40
2/3	Havana	W	38-14
2/10	Volks AC	L	26-42
2/15	at Florida	W	40-39
2/16	at Sebring AC	W	36-23
2/18	Florida Southern	W	38-18
2/21	Mia Beach Canoe Club	W	52-21
2/23	Mia Beach Canoe Club	W	18-9
Season Totals:			406-310

1928-29

Record: 13-6

Tom McCann, Head Coach

	Rollins	W	34-15
	Havana	L	22-26
	Ponce de Leon	L	11-12
	Miami Beach	W	66-18
	Stetson	W	35-13
	Agoga	W	49-19
	at Rollins	W	34-13
	at Florida Southern	L	15-39
	at Stetson	L	13-20
	Church League All-Stars	W	68-23
	Turner's Sports Shop	W	43-17
	Turner's Sports Shop	W	36-17
	Florida Southern	W	36-29
	Junior C. of C.	W	25-24
	Agoga	W	63-33
	Junior C. of C.	L	23-28

	Redland	W	42-11
	City Hall	W	28-20
	Turner's Sports Shop	L	27-36
Season Totals:			670-419

No team in 1929-30

1930-31

Record: 3-7

Art Webb, Head Coach

	Turner's Sports Shop	L	24-33
	Rollins	L	22-32
	Rollins	W	41-39
	Florida Southern	W	27-24
	Stetson	L	16-36
	at Sebring Fireman	W	38-35
	at Stetson	L	15-37
	at Florida Southern	L	21-40
	at Rollins	L	26-29
	at Rollins	L	22-26
Season Totals:			252-331

1931-32

Record: 17-1

Tom McCann, Head Coach

Won South Florida AAU title

No team from 1932-33 to 1937-38

1938-39

Record: 4-6

Hart Morris, Head Coach

	Havana	W	38-34
	Havana	W	46-40
	Rollins	W	48-29
	Rollins	L	45-49
	at Rollins	W	52-39
	at Rollins	L	28-42
	at Mercer	L	37-56
	at Georgia	L	19-41
	Jewish Progressive AA, Atlanta	L	24-39
	Albany Ga. Blues	L	35-53
Season Totals:			372-422

YEAR-BY-YEAR RESULTS

[] MIAMI RANK

#OPPONENT RANK

1939-40

Record: 8-12

Hart Morris, Head Coach

	Stetson	L	29-33
	Stetson	L	27-39
	Rollins	L	50-51
	Rollins	L	25-38
	at NC State	L	35-46
2/5	at Wake Forest	L	17-46
	at Elon	L	30-58
2/8	at Florida	L	23-36
2/9	at Florida	L	26-53
	at Tampa	W	39-31
	at Florida Southern	W	43-42
	at Rollins	L	49-56
	at Rollins	W	50-49
	at Stetson	L	43-48
	at Stetson	L	37-46
	at Florida Southern	W	37-30
	Eastern Air Lines	W	30-25
	Boynton%	W	41-29
	Pi Chi%	W	42-29
	Freshmen%	W	43-39
Season Totals:			716-824
% Gold Ball Tournament			

1940-41

Record: 10-6

Hart Morris, Head Coach

	Stetson	L	29-46
	Stetson	L	41-51
	YMHA	W	48-39
	Rollins	W	55-29
	Rollins	W	57-41
	at Florida Southern	W	57-43
	at Rollins	W	44-35
	at Stetson	L	40-45
	at Stetson	W	40-35
	Florida Southern	W	41-33
	Florida Southern	L	38-50
2/21	Florida	L	35-48
2/22	Florida	L	50-62
	Pi Chi%	W	45-27
	Shenandoah Presbyterian%	W	50-36
	Freshmen%	W	37-34
Season Totals:			707-654
% Gold Ball Tournament			

1941-42

Record: 9-7

Hart Morris, Head Coach

	Marshall	L	33-37
	Jacksonville Navy	W	44-18
	Florida Southern	W	41-21
	Florida Southern	W	40-25
	Alumni	W	52-32
2/5	at Florida	L	31-47
2/6	at Florida	L	34-37
	at Florida Southern	W	41-34
	at Florida Southern	W	38-32
	at Stetson	L	42-47
	at Stetson	L	34-42
	Tampa	W	38-34
	Tampa	W	52-38
	at Jacksonville Navy	L	25-46
	Stetson	L	37-44
	Stetson	W	46-36
Season Totals:			628-570

No team from 1942-43 to 1944-45

1945-46

Record: 8-5

W.H. Steers, Head Coach

1/11	Coast Guard	W	46-45
1/16	Navy Rec. Barracks	L	43-46
1/17	7th Navy District	L	19-53
1/25	Boca Raton AAF	L	40-55
1/26	Coast Guard	W	54-45
2/4	Ft. Lauderdale NAS	L	31-32
2/5	Boca Raton AAF	L	41-48
2/9	Caribbean A.S.	W	46-41
2/11	Florida Southern	W	45-40
2/12	Florida Southern	W	53-47
2/18	at Tampa	W	44-23
2/19	at McDill Field	W	54-50
2/20	at Florida Southern	W	46-43
Season Totals:			560-568

1946-47

Record: 20-7

Hart Morris, Head Coach

12/13	Florida Southern	W	38-25
12/14	Florida Southern	L	25-41
12/20	Florida	W	36-33
12/21	Florida	W	39-35
1/3	at Florida	L	28-42

YEAR-BY-YEAR RESULTS

[] MIAMI RANK #OPPONENT RANK

1/4	at Florida	L	28-61
1/10	Tampa	W	53-27
1/11	Tampa	W	52-34
1/17	at Miami (Ohio)	L	44-60
1/18	at Morehead State	W	61-56
1/22	Tulane	L	39-60
1/24	Stetson	L	46-53
1/25	Stetson	W	74-50
1/29	at Boca Raton AAF	W	61-43
1/31	at Tampa	W	53-25
2/1	at Tampa	W	82-36
2/6	Cincinnati	W	57-54
2/7	at Florida Southern	W	55-43
2/8	at Florida Southern	W	61-43
2/14	Pensacola NAS	W	69-50
2/15	Pensacola NAS	W	64-36
2/21	at Stetson	W	54-41
2/22	at Stetson	W	44-38
2/28	Banana River AF	W	68-48
3/6	City Coll. of Charleston	W	56-52
3/7	Tennessee Tech	W	55-51
3/8	Western Kentucky	L	46-55
Season Totals:			1400-1192
> 100th program victory			

1947-48

Record: 11-7

Hart Morris, Head Coach

12/12	Tampa	L	35-47
12/13	Tampa	W	58-46
12/19	Florida	W	67-50
12/20	Florida	L	55-58
12/26	Pittsburgh	W	43-40
1/2	Penn	L	46-53
1/16	at Stetson	L	46-49
1/17	at Stetson	W	59-39
1/31	at McDill Field	W	67-38
2/3	at Tampa	W	60-55
2/4	at Tampa	W	86-67
2/6	at Florida Southern	L	50-59
2/7	at Florida Southern	W	52-43
2/14	Stetson	L	36-41
2/20	at Florida	L	50-72
2/21	at Florida	W	52-49
2/27	Florida Southern	W	76-44
2/28	Florida Southern	W	59-42
Season Totals:			997-902

1948-49

Record: 19-8

Hart Morris, Head Coach

??	Checker Cab	W	73-33
12/14	Muffets	W	69-51
12/15	YMHA	W	61-46
12/17	South Carolina	W	59-40
12/18	South Carolina	W	65-64
12/21	Pittsburgh	W	58-52
12/22	Pittsburgh	L	48-80
12/28	Princeton	W	37-35
12/29	Princeton	L 2OT	55-62
1/7	Havana	W	73-57
1/8	Havana	W	66-53
1/14	Florida	W	75-65
1/15	Florida	W	44-42
1/21	Western Kentucky	L	45-78
1/22	Western Kentucky	L	47-63
1/28	Maryland	L	42-43
1/29	Maryland	W	58-48
2/5	Stetson	W	53-42
2/8	at Florida Southern	W	68-47
2/9	at Florida Southern	W	68-57
2/11	at Stetson	W	81-46
2/12	at Stetson	W	70-58
2/19	Tampa	W	74-57
2/22	at Florida	L	56-90
2/23	at Florida	W	60-50
2/25	at Tampa	L	58-81
3/7	vs. Eastern Illinois\$	L	73-89
Season Totals:			1633-1515
\$ NAIB Tournament (Kansas City, Mo.)			

1949-50

Record: 14-9

Hart Morris, Head Coach

12/7	Muffets	W	78-37
12/10	Florida	L	53-60
12/14	South Carolina	W	64-54
12/15	South Carolina	W	57-56
12/21	Mississippi	W	82-67
12/22	Mississippi	W	55-43
12/29	Penn	W	64-62
12/30	Penn	W	53-51
1/6	Tampa	W	76-61
1/7	Stetson	W	65-58
1/13	North Carolina	L	53-55
1/14	North Carolina	L	51-66
1/20	Florida Southern	W	69-59

YEAR-BY-YEAR RESULTS

[] MIAMI RANK #OPPONENT RANK

1/21	Florida Southern	W	59-49
1/27	Western Kentucky	L	61-65
1/28	Western Kentucky	L	61-78
2/6	at Tampa	L	55-67
2/8	at Stetson	W	88-61
2/9	at Stetson>	W	82-63
2/11	Rollins	W	70-54
2/15	at Western Kentucky	L	57-79
2/16	at Western Kentucky	L	47-83
2/18	at Florida	L	46-66
Season Totals:			1446-1393
> 150th program victory			

1950-51

Record: 10-12

Hart Morris, Head Coach

12/7	at Rollins	L	58-59
12/9	at Florida Southern	W	64-61
12/11	LSU	W	68-62
12/15	Teachers Coll. of CT	W	60-48
12/19	Florida State	W	80-61
12/27	Dartmouth	W	61-52
12/29	Yale University	L	62-78
1/5	Louisville	L	60-73
1/10	Rollins	W	79-54
1/12	Tampa	L OT	75-77
1/16	at Western Kentucky	L	47-89
1/18	at Pittsburgh	L	56-81
1/20	at St. Joseph's (Pa.)	L	47-58
1/24	Stetson	W	82-55
1/26	Western Kentucky	L	64-68
2/2	Florida	L	71-78
2/5	La Salle	L	84-95
2/6	La Salle	W OT	77-75
2/9	Florida Southern	W	79-65
2/13	at Florida	L	61-71
2/14	at Stetson	W	78-66
2/24	at Tampa	L	74-94
Season Totals:			1487-1520

1951-52

Record: 14-8

Hart Morris, Head Coach

	Boca Chica	W	90-53
	Key West Navy	W	85-55
12/12	Culver-Stockton	W	68-54
12/15	at Rollins	L	63-78
12/17	at Florida	L	65-69
12/22	Nebraska	W	70-60

12/27	Yale	L	68-70
12/29	Penn	L	64-89
1/4	Furman	L	53-55
1/9	Florida Southern	W	106-43
1/11	Florida State	W	93-56
1/14	Stetson	W	88-57
1/18	Tampa	W	87-61
1/25	Western Kentucky	L	74-102
2/1	Bowling Green	L	67-78
2/7	at Florida Southern	W	58-41
2/9	at Stetson	W	80-74
2/11	at Florida State	W	76-63
2/15	Rollins	W	98-61
2/18	Florida	W	76-68
2/23	at Tampa	W	87-78
2/28	vs. Florida State\$	L	70-73

Season Totals: 1633-1515

\$ NAIB District Tournament (DeLand, Fla.)

1952-53

Record: 8-12

Dave Wike, Head Coach

12/1	Florida Southern	W	83-60
12/3	Miami Beach All-Stars	W	70-45
12/10	at Loyola (N.O.)	L	54-71
12/11	at LSU	L	58-86
12/16	Florida	W	75-73
12/18	Columbia	L	59-65
12/22	Texas Tech	W	79-64
12/29	Louisville	L	74-84
1/3	Georgia Tech	W	82-60
1/9	Florida State	W	93-65
1/12	Stetson	W	71-70
1/16	Tampa	L	65-72
1/22	Western Kentucky	L	56-98
1/30	Murray State	L	65-69
2/2	at Florida	L	56-78
2/4	at Stetson	L	77-80
2/5	at Rollins	W	68-60
2/12	Rollins	W	95-69
2/21	at Tampa	L	84-86
2/23	at Florida State	L	75-81
2/24	at Eglin Field	L	64-66
Season Totals:			1433-1457

YEAR-BY-YEAR RESULTS

[] MIAMI RANK #OPPONENT RANK

1953-54

Record: 5-10

Dave Wike, Head Coach

12/12 Florida	W	85-75
12/19 Rio Grande	L	88-98
12/21 Ohio State	L	81-106
12/28 Penn	L	54-67
1/4 Brandeis	L	48-68
1/9 Florida State	W	78-61
1/15 at Florida	L	52-75
1/18 Stetson	L	63-85
2/1 Maryland	L	57-63
2/4 at Rollins	L	71-85
2/5 at Florida State	L	69-76
2/11 at Stetson	L	56-108
2/12 at Tampa	W	69-65
2/13 at Fla. Southern	W 2OT	77-70
2/22 Tampa	W	67-59
Season Totals:		1015-1161

1954-55

Record: 9-11

Bruce Hale, Head Coach

12/13 Florida Southern	W	58-44
12/16 Florida	L	61-70
12/17 vs. Tennessee%	L	80-89
12/18 vs. Washington & Lee%	W	80-75
12/20 at Florida State	L	66-71
12/29 New York University	L	67-74
1/3 Furman	L	74-91
1/8 Rollins	W	93-76
1/10 Miami (Ohio)	L	73-75
1/13 at Florida	L	68-80
1/17 Tampa	W	103-76
1/24 Georgetown	W	84-81
2/5 South Carolina	L	77-83
2/9 Pittsburgh	L	72-78
2/12 at Rollins	W	77-69
2/14 at Stetson	L	85-89
2/16 at Florida Southern	W	73-71
2/17 at Tampa	W	105-89
2/22 Stetson	W	79-77
2/25 Florida State	L	80-86
Season Totals:		1642-1619
% Blue Gray Tournament (Montgomery, Ala.)		

1955-56

Record: 14-12

Bruce Hale, Head Coach

12/3 Florida Southern	W	92-80
12/6 Tampa>	W	96-59
12/10 at Southern Miss	L	61-63
12/12 at Loyola (N.O.)	W	83-82
12/14 at Spring Hill College	L	71-79
12/19 Florida	L	69-74
12/22 Bradley	W	80-73
12/27 Yale	W	92-90
12/29 Tulane+	W	86-75
12/30 West Virginia+	L	78-83
1/4 vs. Memphis State%	L	71-79
1/5 vs. Clemson%	L	96-98
1/7 at Florida State	L	76-78
1/9 Mississippi College	W	89-84
1/13 at Florida	L	85-87
1/16 Stetson	W	85-79
1/21 Rollins	W	86-72
1/25 Houston	L	77-95
1/31 Kentucky Wesleyan	L	82-86
2/2 Xavier	W	77-75
2/8 at Stetson	L	84-91
2/9 at Rollins	W	89-82
2/10 at Florida Southern	W	91-90
2/11 at Tampa	W	94-74
2/20 Morehead State	L	89-102
2/25 Florida State	W	91-85
Season Totals:		2170-2115
+ Orange Bowl Classic (Miami, Fla.)		
% Senior Bowl Classic (Mobile, Ala.)		
> 200th program victory		

1956-57

Record: 13-13

Bruce Hale, Head Coach

12/1 Florida Southern	W	84-69
12/3 Kentucky	L	75-114
12/5 at Dayton	L	48-87
12/6 at Toledo	W	68-67
12/8 at Akron	L	80-106
12/11 Tampa	W	97-84
12/15 Florida	L	65-89
12/19 Texas A&M	W	86-80
12/22 Houston	W	67-63
12/27 Connecticut+	L	70-74
12/28 Valparaiso+	L	76-81
12/29 Seton Hall+	L	80-92

YEAR-BY-YEAR RESULTS

[] MIAMI RANK #OPPONENT RANK

1/3	Colorado	L	66-73
1/7	Stetson	W	89-81
1/10	at Florida	L	63-98
1/12	at Florida State	W	85-77
1/19	Rollins	W	63-51
1/24	Kentucky Wesleyan	W	100-95
1/31	Louisville	L	60-89
2/2	Spring Hill	L	75-84
2/6	at Stetson	L	93-95
2/7	at Rollins	W	93-86
2/8	at Florida Southern	L	85-95
2/9	at Tampa	W	78-77
2/26	Southern Miss	W	85-78
2/23	Florida State	W	98-82
Season Totals:			2029-2167
+ Orange Bowl Classic			

1957-58

Record: 14-8

Bruce Hale, Head Coach

12/2	Jacksonville	W	89-87
12/5	Tampa	W	69-67
12/10	Loyola (N.O.)	L	62-76
12/11	at LSU	W	73-65
12/13	vs. Mississippi State%	L	64-66
12/14	vs. Texas Christian%	L	59-82
12/16	at Kentucky Wesleyan	W	96-78
12/21	Florida	L	64-73
1/8	Stetson	W	103-80
1/13	Rollins	W	90-71
1/16	at Florida	L	70-75
1/17	Jacksonville	L	72-86
1/18	at Florida State	L	70-71
1/25	Loyola (N.O.)	W	89-82
1/30	at Rollins	L	68-72
1/31	at Tampa	W	90-84
2/5	at Florida Southern	W	84-69
2/8	Army West Point	W	92-82
2/10	Oklahoma City	W	83-66
2/15	at Stetson	W	92-85
2/17	Florida Southern	W	76-58
2/22	Florida State	W	86-66
Season Totals:			1741-1652
% Montgomery Classic (Montgomery, Ala.)			

1958-59

Record: 18-7

Bruce Hale, Head Coach

12/3	Rollins	W	104-87
12/5	Tampa	W	113-71
12/8	Florida Southern	W	107-80
12/12	vs. Pittsburgh%	L	65-69
12/13	vs. Clemson%	L	61-66
12/17	Florida	W	92-82
12/19	Florida State	W	85-79
12/20	vs. The Citadel^	L	77-93
12/29	Tulane!	W	94-72
12/30	Miami (Ohio)!	L OT	87-89
1/8	Toronto	W	97-55
1/15	at Florida	L	70-85
1/16	at Jacksonville	W	64-62
1/17	at Florida State	L	69-93
1/26	Kentucky Wesleyan	W	69-64
1/31	Western Kentucky	W	109-95
2/2	at Florida Southern>	W	79-76
2/3	at Tampa	W	86-84
2/5	at Stetson	L	97-110
2/6	at Rollins	W	84-81
2/14	Jacksonville	W	95-93
2/16	Loyola (N.O.)	W	93-84
2/19	Stetson	W	99-81
2/23	Morehead State	W	102-85
2/28	Florida State	W	92-85
Season Totals:			2190-2029
% Steel Bowl Classic (Pittsburgh, Pa.)			
^ The Citadel Invitational (Charleston, S.C.)			
! Hurricane Classic			
> 250th program victory			

1959-60

Record: 23-4

NCAA Tournament

Bruce Hale, Head Coach

12/1	Rollins	W	110-86
12/3	Jacksonville	W	106-98
12/5	Tampa	W	98-65
12/9	at Houston	W	72-63
12/10	at Centenary	L	77-84
12/12	at Loyola (N.O.)	W	86-70
12/14	Murray State	W	92-80
12/19	Florida	W	79-77
12/21	at Miami (Ohio)	W	83-78
12/28	Brigham Young!	W	110-93
12/29	Xavier!	W	87-69



YEAR-BY-YEAR RESULTS

[] MIAMI RANK #OPPONENT RANK

1/2	[15] South Carolina	W OT	107-106
1/7	[14] at Iona	W	69-67
1/13	[15] at Jacksonville	W OT	78-70
1/14	[15] at Florida	W	70-65
1/16	[15] at Florida State	W	93-91
1/23	[11] Houston	L	79-88
1/29	[11] Oklahoma City	W	97-84
2/2	[11] at Rollins	W	90-79
2/3	[11] at Tampa	W	74-73
2/4	[11] at Stetson	W	94-86
2/6	[11] at Florida Southern	W	88-71
2/11	[10] Stetson	L	72-73
2/18	[10] Florida Southern	W	121-85
2/22	[10] Kentucky Wesleyan	W	104-95
2/27	[9] Florida State	W	107-89
3/8	[8] vs. Western Kentucky	L	84-107

Season Totals: 2427-2192

! Hurricane Classic

\$ NCAA Tournament (Lexington, Ky.)

1960-61

Record: 20-7

NIT

Bruce Hale, Head Coach

12/1	at Rollins	W	80-62
12/3	Tampa	W	93-64
12/6	at Santa Clara	L	65-66
12/8	at San Francisco	W	68-56
12/10	at Brigham Young	L	80-112
12/15	Florida Southern	W	87-54
12/17	Florida	W	93-74
12/28	Army West Point!	W	82-75
12/29	Holy Cross!	W	77-71
1/4	Miami (Ohio)	W2OT	102-100
1/7	at La Salle	L	74-88
1/11	at Florida	L	73-81
1/13	at Jacksonville	W OT	93-84
1/14	at Florida State	L	78-89
1/21	Houston	W	89-78
1/26	Centenary	W	86-74
1/30	#7 Louisville	W	71-69
2/1	Rollins	W	103-75
2/3	at Stetson	L	68-76
2/4	at Florida Southern	W	92-80
2/11	Loyola (N.O.)	W	65-61
2/15	Stetson	W	91-84
2/18	at Tampa	W	108-99
2/20	Jacksonville	W	96-80
2/23	Morehead State	W	85-70

2/25	Florida State>	W	75-73
3/16	vs. Saint Louis\$	L	56-58

Season Totals: 2230-2036

! Hurricane Classic
\$ NIT (New York, N.Y.)
> 300th program victory

1961-62

Record: 14-12

Bruce Hale, Head Coach

12/2	Jacksonville	W	93-80
12/4	at Morehead State	L	81-107
12/6	at Louisville	L	59-77
12/8	at Murray State	W	69-67
12/14	Florida Southern	W	96-67
12/16	Florida	W	66-61
12/28	Miami (Ohio)!	W	83-73
12/29	Temple!	L	67-85
1/3	Rhode Island	W	80-70
1/6	Oklahoma City	L OT	113-118
1/10	at Jacksonville	W	90-89
1/11	at Florida	L	62-74
1/13	at Florida State	L	60-65
1/22	Maryland	L	68-71
1/25	La Salle	L	61-73
1/30	at Tampa	L	95-113
1/31	at Rollins	W	89-67
2/2	at Stetson	W	79-70
2/3	at Florida Southern	W	82-73
2/8	Houston	L	69-80
2/10	Loyola (N.O.)	L	70-113
2/13	Stetson	W	86-78
2/17	Tampa	W	96-81
2/19	Rollins	W	92-54
2/22	Tulsa	W	83-66
2/24	Florida State	L	80-83

Season Totals: 2069-2045

! Hurricane Classic

1962-63

Record: 23-5

NIT

Bruce Hale, Head Coach

11/30	Florida	W OT	91-87
12/4	at Boston College	W	72-69
12/6	at Rhode Island	W	88-80
12/8	at Providence	W	82-75
12/13	Florida Southern	W	116-93
12/21	#2/2 Duke	W	71-69

RESULTS

YEAR-BY-YEAR RESULTS

[] MIAMI RANK

#OPPONENT RANK

12/27	Cornell!	W	94-85
12/28	Pittsburgh!	W	86-85
1/3	[15] at St. John's	W	67-59
1/4	[15] at La Salle	L	76-78
1/9	at Jacksonville	W	103-91
1/10	at Florida	W	86-77
1/12	at Florida State	L OT	74-77
1/19	St. Peter's	W	99-75
1/24	Houston	W	71-70
1/29	at Tampa	W	78-76
1/30	[18] at Rollins	W	120-72
2/1	[18] at Stetson	L	64-66
2/2	[18] at Florida Southern	W	99-83
2/5	[18] Jacksonville	W	112-105
2/9	Louisville	W	112-84
2/12	Rollins	W	144-75
2/16	Loyola (N.O.)	L	77-84
2/18	Tampa	W	112-81
2/23	Florida State	W	99-70
2/26	Stetson	W	75-60
3/16	vs. St. Francis Brooklyn\$	W	71-70
3/19	vs. Providence\$	L	96-106
Season Totals:			2505-2212
! Hurricane Classic			
\$ NIT (New York, N.Y.)			

1963-64

Record: 20-7

NIT

Bruce Hale, Head Coach

12/3	Tampa	W	101-95
12/7	Florida	W	95-79
12/10	at Santa Clara	L	77-86
12/12	at St. Mary's (CA)	W	101-86
12/14	at Nevada	W OT	81-78
12/17	San Francisco	W	95-83
12/19	Rollins	W	108-90
12/27	Army West Point!	W	79-71
12/28	Syracuse!	L OT	85-86
1/4	Rhode Island	W	105-88
1/8	Jacksonville	W	97-92
1/9	at Florida	L	91-114
1/11	at Florida State	L	78-80
1/18	Memphis State	W	78-69
1/23	La Salle	W	121-99
1/28	at Rollins	W	127-85
1/29	at Tampa>	W	134-104
1/31	at Stetson	W	81-75
2/1	at Florida Southern	W	85-78

2/4	Jacksonville	W	117-92
2/10	Creighton	L	94-124
2/13	at Houston	L	83-93
2/15	at Loyola (N.O.)	W OT	97-90
2/18	Florida Southern	W	120-79
2/22	Stetson	W	87-70
2/29	Florida State	W	82-80
3/12	vs. St. Joseph's (Pa.)\$	L	76-86
Season Totals:			2575-2352

! Hurricane Classic
\$ NIT (New York, N.Y.)
> 350th program victory

1964-65

Record: 22-4

Bruce Hale, Head Coach

12/1	at Tampa	W	136-119
12/4	vs. Duquesne%	W	99-95
12/5	vs. Pittsburgh%	W	85-71
12/8	at La Salle	L	86-90
12/10	at Niagra	W	74-67
12/12	#10/13 St. John's	L	77-79
12/15	St. Mary's (CA)	W	89-77
12/19	Florida	W	67-58
12/28	Yale!	W	86-71
12/29	Maryland!	W	80-73
1/7	at Jacksonville	W	86-82
1/9	at Florida State	L	66-67
1/13	Florida Southern	W	124-93
1/16	Jacksonville	W	127-99
1/21	[/t-19] at Florida	L	69-86
1/23	[/t-19] at Rollins	W	128-92
1/30	Oklahoma City	W	115-92
2/2	#/20Miami (Ohio)	W	100-85
2/4	at Stetson	W	86-84
2/5	at Florida Southern	W	94-82
2/9	Tampa	W	141-110
2/13	Loyola (N.O.)	W	115-86
2/16	Stetson	W	95-84
2/20	[/t-19] Houston	W	103-91
2/23	[/17] Rollins	W	148-79
3/1	[/17] Florida State	W	82-75
Season Totals:			2558-2190
% Steel Bowl (Pittsburgh, Pa.)			
! Hurricane Classic			

YEAR-BY-YEAR RESULTS

[] MIAMI RANK #OPPONENT RANK

1965-66

Record: 15-11

Bruce Hale, Head Coach

12/1	Tampa	W	120-91
12/4	Florida	L	66-77
12/7	at Santa Clara	L	74-78
12/9	at #11 San Francisco	L	89-105
12/11	at Nevada	L	79-89
12/18	Ohio	W	105-100
12/27	Boston University!	W	81-60
12/28	Louisville!	L OT	84-85
1/3	Utah	W	88-87
1/7	at Florida State	L	62-78
1/8	at Jacksonville	L	69-71
1/12	at Florida	L	66-111
1/15	Florida Southern	W	89-66
1/27	at Stetson	W	89-78
1/28	at Florida Southern	W	101-80
1/29	at Tampa	W	83-71
2/2	William & Mary	W	88-66
2/5	Creighton	W	91-81
2/10	Virginia	W	80-75
2/12	Jacksonville	W	117-104
2/15	at Memphis State	L	72-86
2/17	at Houston	L	96-111
2/19	at Loyola (N.O.)	L	76-89
2/24	Stetson	W	86-77
2/28	Florida State	W	112-90
3/5	La Salle	W	108-102
Season Totals:			2271-2208

! Hurricane Classic

1966-67

Record: 15-11

Bruce Hale, Head Coach

12/1	at Tampa	W	72-63
12/3	Florida	L	88-113
12/7	at La Salle	L	82-99
12/8	at Mount St. Mary's	W	86-83
12/10	at Virginia	W	80-78
12/16	vs. Clemson%	L	64-73
12/17	vs. Auburn%	W	87-73
12/27	Penn!	W	82-78
12/28	#/17 Western Kentucky!	L	89-94
1/6	at Jacksonville>	W	75-70
1/7	at Florida State	L	60-61
1/10	Oklahoma City	W	111-109
1/14	Jacksonville	W	106-86
1/16	Tampa	W	97-86

1/19	Florida Southern	W	102-73
1/26	at Stetson	L	53-56
1/27	at Florida Southern	W	55-49
2/2	Memphis State	W	88-63
2/8	at Florida	L	57-73
2/11	Loyola (N.O.)	W	68-66
2/14	Stetson	W	95-84
2/18	#7/8 Houston	L	86-105
2/21	Dayton	L	79-80
2/25	at #17 St. John's	L	70-97
2/27	at Georgia Tech	L	84-90
3/1	Florida State	W	110-90
Season Totals:			2126-2091
% Volunteer Classic (Knoxville, Tenn.)			
! Hurricane Classic			
> 400th program victory			

1967-68

Record: 17-11

Ron Godfrey, Head Coach

12/1	at Washington	L	54-96
12/2	at Washington	L	80-81
12/4	at St. Mary's (CA)	W	77-70
12/6	at Hawai'i	W	102-83
12/7	at Hawai'i	L	76-110
12/12	Tampa	W	104-103
12/16	Eastern Kentucky	W	93-87
12/19	Brown	W	72-71
12/27	Dartmouth!	W	100-81
12/28	New York University!	W	102-91
1/2	La Salle	L	84-92
1/6	Pittsburgh	W	100-84
1/10	at Tampa	L	76-78
1/12	at Florida State	L	93-122
1/13	at Jacksonville	W	72-67
1/18	Jacksonville	W	76-75
1/26	at Stetson	W	72-67
1/27	at Florida Southern	W	94-76
1/30	Maryland	W	93-73
2/1	at Dayton	L	60-98
2/3	at Tulane	L	88-99
2/10	Florida A&M	W	108-98
2/13	at Memphis State	L	44-67
2/15	at #1 Houston	L	64-106
2/17	at Loyola (N.O.)	L	84-86
2/20	Stetson	W	88-71
2/24	Creighton	W	106-93
3/1	Florida State	W	96-84
Season Totals:			2368-2419
! Hurricane Classic			

YEAR-BY-YEAR RESULTS

[] MIAMI RANK

#OPPONENT RANK

1968-69

Record: 14-10

Ron Godfrey, Head Coach

12/6 vs. Florida State+	L	84-111
12/7 vs. Florida+	L	62-111
12/11 at La Salle	L	71-96
12/13 at Alabama	L	72-85
12/20 vs. Yale%	W	77-71
12/21 vs. Maryland%	W	92-85
12/27 Pittsburgh!	W	72-70
12/28 Illinois!	L	76-86
1/4 Bucknell	W	89-84
1/6 at Tampa	L	61-62
1/10 at Florida State	L	81-86
1/11 at Jacksonville	W	94-87
1/16 Tulane	L	79-90
1/28 at Florida Southern	W	87-83
1/29 at Stetson	W	98-90
1/31 Hawai'i	W	84-82
2/1 Morehead State	W OT	92-91
2/4 Stetson	L	83-87
2/8 Florida A&M	W	94-91
2/15 Loyola (N.O.)	W	89-80
2/18 Tampa	W	95-79
2/22 Miami (Ohio)	W	74-68
2/25 Jacksonville	W	95-86
3/1 Florida State	L OT	86-89
Season Totals:		1985-2048

+ Sunshine State Classic (Jacksonville, Fla.)

% Marshall Tournament (Huntington, W.Va.)

! Hurricane Classic

1969-70

Record: 9-17

Ron Godfrey, Head Coach

12/1 Oregon State	L	81-86
12/3 Biscayne	W	62-60
12/5 vs. Pittsburgh%	W	85-67
12/6 vs. Duquesne%	L	88-94
12/12 at #2 UCLA	L	69-127
12/13 at Pepperdine	L OT	90-93
12/19 at St. Mary's (CA)	W	91-84
12/29 Seton Hall!	L	69-76
12/30 #5 Ohio!	L	74-99
1/3 Bucknell	W	93-88
1/5 Rhode Island	W	105-95
1/9 at Florida State	L	63-114
1/10 at #7 Jacksonville	L	87-121
1/15 Centenary	W	94-78

1/23 at Florida Southern	W	103-92
1/24 at Stetson	L	88-116
1/29 at Tulane	L	90-105
1/31 at Loyola (N.O.)	L	84-98
2/7 Florida A&M	W	118-111
2/12 at Centenary	L	86-107
2/14 at #13 Houston	L	98-118
2/17 La Salle	W	103-96
2/21 Stetson	L	86-95
2/26 Oklahoma City	L	90-91
2/28 #9 Florida State	L	96-112
3/4 #6 Jacksonville	L	97-108
Season Totals:		2290-2521

% Steel Bowl (Pittsburgh, Pa.)

! Hurricane Classic

1970-71

Record: 7-19

Ron Godfrey, Head Coach

12/4 Lehigh>	W	74-67
12/9 at La Salle	L	77-97
12/11 at Dayton	L	77-91
12/18 vs. Nebraska%	L	58-85
12/19 vs. Oklahoma City%	L OT	91-94
12/22 Fordham	L	83-85
12/29 at Maryland	L	77-111
1/2 Oklahoma City	W	90-87
1/4 Seton Hall	W	89-81
1/8 at Florida State	L	106-114
1/9 at #7 Jacksonville	L	82-124
1/11 Lafayette	W	78-75
1/16 Tulane	W	74-71
1/22 at Oklahoma City	L	75-88
1/23 at Creighton	L	84-104
1/29 at Florida Southern	L OT	95-96
1/30 at Stetson	L	74-90
2/1 Morehead State	L	75-76
2/6 Loyola (N.O.)	L	88-107
2/8 Stetson	L	76-91
2/11 at George Washington	L	81-83
2/13 at American	L	82-93
2/20 Houston	L	93-99
2/23 Marshall	W	89-88
2/27 Florida State	W	100-94
3/2 #9 Jacksonville	L	75-94
Season Totals:		2143-2373

% Husker Classic (Lincoln, Neb.)

> 450th program victory

YEAR-BY-YEAR RESULTS

[] MIAMI RANK #OPPONENT RANK

No team from 1971-72 to 1984-85

1985-86

Record: 14-14

Bill Foster, Head Coach

11/22 The Citadel	W	85-77
11/29 Georgia State%	W	82-72
11/30 Georgia%	W	81-78
12/7 at Wisconsin	L	66-88
12/9 at Wisconsin Green Bay	W	67-63
12/17 Florida	L	64-81
12/18 Rider	W	81-58
12/21 at UCLA	L	64-109
12/27 Brown+	L	61-62
12/28 Manhattan+	W	79-61
1/2 Fairfield	L	47-56
1/4 Hofstra	W	70-63
1/7 at New Orleans	L	57-64
1/11 Towson State	W	71-66
1/18 Arizona	L OT	74-81
1/20 Florida State	W	83-75
1/23 Baptist	W	71-60
1/27 at Florida	L	53-75
1/31 vs. Brooklyn College^	W	102-93
2/3 at Florida State	L	72-90
2/8 at Dayton	L	68-79
2/12 Maryland Eastern Shore	W	77-55
2/15 New Orleans	L	75-85
2/19 at #2 Duke	L	82-104
2/22 #14 Notre Dame	L	73-126
2/26 American	W	73-64
3/3 Hartford	W	66-62
3/5 at Marquette	L	62-84

Season Totals: 2006-2131

% AMI Classic (Knight Center, Miami, Fla.)

+ Orange Bowl Tournament (Knight Center, Miami, Fla.)

^ West Palm Beach Auditorium

1986-87

Record: 15-16

Bill Foster, Head Coach

11/28 UCF%	W	64-54
11/29 Penn State%	L	61-74
12/6 at #1 North Carolina	L	77-122
12/8 Wisconsin	L	54-65
12/14 Winthrop	L	55-63
12/20 Dartmouth	L	86-88
12/22 Duke	L	67-74
12/29 vs. Yale!	W OT	78-75

12/30 vs. Stanford!	W	71-58
1/3 Wisconsin-Green Bay	L	45-62
1/5 St. Francis (Pa.)	W	85-82
1/8 vs. PR-Bayamon^	W	74-54
1/9 vs. PR-Rio Piedras^	W	111-64
1/10 vs. Radford^	W	66-62
1/14 Maryland Eastern Shore	W	88-66
1/17 at #20 Kansas	L	47-82
1/20 Providence	L	88-92
1/24 Marquette	W OT	91-89
1/29 at New Mexico	L	78-87
1/31 at San Diego State	W OT	83-82
2/4 Florida State	W	63-57
2/7 vs. Navy+	L	62-78
2/10 at Farleigh Dickinson@	L	70-73
2/14 Dayton	L	78-92
2/16 Armstrong State	W	97-47
2/18 FIU	W	102-81
2/21 at #18 Florida	L	60-99
2/26 at Florida State	L	84-108
2/28 Coppin State	W	115-76
3/5 #20 Notre Dame	L	49-65
3/7 Brooklyn College	W	83-64
Season Totals:		2332-2335

% AMI Classic (Miami, Fla.)

! Palm Beach Hurricane Classic

^ Puerto Rico Tournament

+ Baltimore Arena (Baltimore, Md.)

@ at Meadowlands (East Rutherford, N.J.)

1987-88

Record: 17-14

Bill Foster, Head Coach

11/27 vs. #9 Michigan^	L	76-109
11/28 vs. Duquesne^	W	84-73
11/29 vs. Alaska Anchorage^	L	77-78
12/4 Colgate%	W	96-68
12/5 South Carolina%	L	63-76
12/17 St. Thomas	W	71-47
12/19 Texas	W	86-85
12/21 Alabama State	W	110-107
12/29 vs. American!	W	104-70
12/30 vs. #11 Purdue!	L	82-110
1/2 #18 Georgetown	L	78-82
1/4 Farleigh Dickinson	W	81-68
1/6 at #9 Duke	L	69-107
1/9 Winthrop	W	62-60
1/11 UMBC	W	75-56
1/16 at Marquette	L	51-65
1/20 Coppin State	W	64-54

YEAR-BY-YEAR RESULTS

[] MIAMI RANK

#OPPONENT RANK

1/23	USF	W	80-75
1/27	at Providence	W	83-77
2/1	Marist@	W OT	79-76
2/4	Monmouth	L OT	62-64
2/6	San Diego State	L	49-56
2/9	at #8 Brigham Young	L	86-99
2/15	Florida	L	73-83
2/18	Marist	L	62-72
2/22	at VCU	W	96-93
2/27	DePaul	L	82-101
3/1	at USF>	W	92-71
3/5	UCF	W	100-80
3/8	at Dayton	L	89-90
3/12	FIU	W	92-76
Season Totals:			2006-2131

^ Great Alaska Shootout (Anchorage, Alaska)

% City of Miami Classic

! Eastern Airlines Palm Beach Classic

@ at Madison Square Garden (New York, N.Y.)

> 500th program victory

1988-89

Record: 19-12

Bill Foster, Head Coach

11/25	Maryland Eastern Shore	W	108-80
11/28	Oral Roberts	W	108-103
12/1	UCLA	L	66-91
12/5	Bethune-Cookman	W	88-72
12/10	#1 Duke	L	102-117
12/16	Long Island	W	102-66
12/19	at Florida	L	81-101
12/23	vs. Saint Louis^	L	71-86
12/24	vs. Eastern Illinois^	W	83-68
12/25	vs. Old Dominion^	W	77-76
12/28	vs. Penn!	W	102-69
12/30	vs. Wichita State!	W	81-59
1/3	at Rutgers	W OT	99-94
1/7	at #5 Georgetown	L	79-112
1/9	VCU	L	77-87
1/12	#12 Kansas	W	87-86
1/16	at Stanford	L	59-93
1/24	#20 Providence	L	91-106
1/28	Marquette	W	106-90
2/1	New Mexico	L	93-110
2/4	Brigham Young	W	107-86
2/6	USF	W2OT	106-104
2/8	Tennessee Tech	W	111-101
2/11	at DePaul	L	79-87
2/14	vs. Florida Atlantic@	W	79-74
2/18	at USF	W	85-78

2/22	at Texas	L	104-123
2/25	at Oral Roberts	L	92-99
2/27	Davidson	W	90-78
3/2	Savannah State	W	107-98
3/6	FIU	W	89-82
Season Totals:			2809-2778

^ Chaminade Classic (Honolulu, Hawaii)

! Eastern Airlines Palm Beach Classic

@ at West Palm Beach Auditorium

1989-90

Record: 13-15

Bill Foster, Head Coach

11/27	UMBC	W	91-74
12/1	Baptist	W	77-67
12/6	Dayton	W	87-82
12/16	Alabama State	L	81-98
12/19	at #20 Arizona	L	53-83
12/27	vs. Lehigh!	L	59-83
12/29	vs. Boston College!	L	60-69
1/1	at George Mason	W OT	101-91
1/6	at USF	L	77-93
1/10	#1 Kansas	L	73-100
1/12	Brooklyn College	W	94-61
1/15	at Washington	L	67-83
1/18	Florida State	W 2OT	101-97
1/20	Arizona State	L	58-62
1/27	at Notre Dame	L	60-107
1/31	at DePaul	L	48-76
2/3	Mercer	W	53-47
2/5	at #25 North Carolina	L	74-87
2/10	at Davidson	W	72-64
2/12	DePaul	L	49-66
2/15	Central Conn. State	W	62-40
2/17	at Florida State	L	73-92
2/19	Florida	W	62-59
2/21	at Providence	L	67-101
2/24	USF	W	81-73
2/27	Hartford	L	58-62
3/3	Tulane	W	93-60
3/6	FIU	W	83-55
Season Totals:			2014-2132

! Eastern Airlines Palm Beach Classic

1990-91

Record: 9-19

Leonard Hamilton, Head Coach

11/23	George Mason	L	91-97
11/27	at Penn State	L	67-93

YEAR-BY-YEAR RESULTS

[] MIAMI RANK #OPPONENT RANK

12/1	at Southern Cal	L	71-92
12/5	at USF	L	71-79
12/14	#11 Georgia	L	60-78
12/17	Dartmouth	W	72-60
12/19	at SMU	L 2OT	88-93
12/27	vs. Miami (Ohio)!	L 2OT	99-101
12/28	vs. Mississippi State!	W	74-67
12/30	at Florida	L	60-62
1/3	at St. Joseph's (Pa.)	L	79-92
1/5	at West Virginia	L	67-71
1/9	Lehigh	W	99-67
1/12	Notre Dame	L	52-60
1/14	Lafayette	L	57-73
1/16	at Kansas	L	60-73
1/21	at Memphis State	L	72-80
1/25	Penn State	L	57-69
1/28	at Wake Forest	L	66-72
1/31	Northeastern	W	79-63
2/2	Davidson	W	79-67
2/6	St. Joseph's (Pa.)	W	87-64
2/9	VCU	W	73-58
2/11	Memphis State	L OT	82-83
2/23	DePaul	L	53-66
2/25	USF	W	67-58
3/4	FIU	W	87-65
3/6	at #25 DePaul	L	58-75

Season Totals: 2027-2078

! Eastern Airlines Palm Beach Classic

1991-92

Record: 8-24, 1-17 BIG EAST

Leonard Hamilton, Head Coach

11/23	Barry	W	80-67
11/25	Florida Atlantic	W	83-53
11/29	vs. Maine^	W	62-57
11/30	vs. Eastern Kentucky^	L	61-66
12/1	vs. Tennessee^	W	72-60
12/6	Howard	L	55-64
12/20	SMU	L	60-69
12/23	at Arizona State	L	57-62
12/27	vs. Marshall!	W	70-55
12/29	vs. George Washington!	L	64-78
1/2	at #5 Connecticut*	L	62-85
1/4	at St. John's*	L	69-83
1/7	at #18 Seton Hall*	L	52-64
1/11	at #20 Syracuse*	L	57-73
1/14	#17 St. John's*	W	45-42
1/18	#8 Connecticut*	L	58-77
1/21	Boston College*	L	50-51
1/25	at Georgetown*	L	40-60

1/29	at Pittsburgh*	L	52-82
2/1	at Davidson	L	62-66
2/4	Pittsburgh*	L	55-77
2/12	Providence*	L	51-73
2/15	Georgetown*	L	58-75
2/18	at Villanova*	L	50-74
2/22	at Boston College*	L	49-55
2/25	Villanova*	L	50-61
2/29	#22 Syracuse*	L	63-68
3/2	FIU	W	68-63
3/4	#22 Seton Hall*	L OT	82-90
3/7	at Providence*	L	57-62
3/12	vs. Pittsburgh#>	W	83-71
3/13	vs. #21 Georgetown#	L	64-77

Season Totals: 1941-2160

^ San Juan Shootout (San Juan, P.R.)

! Palm Beach Classic

* BIG EAST game

BIG EAST Tournament (New York, N.Y.)

> 550th program victory

1992-93

Record: 10-17, 7-11 BIG EAST

Leonard Hamilton, Head Coach

12/1	FIU	L	64-72
12/4	Southwest Texas State	L	57-60
12/7	at #6 Seton Hall*	L	56-65
12/11	Barry	W	81-64
12/19	Florida Atlantic	W	84-61
12/22	at Georgia	L	67-69
12/27	vs. Southern Cal+	L	66-86
12/29	UNC Wilmington	L	73-88
1/2	#10 Georgetown*	W	80-69
1/6	at #24 Pittsburgh*	L	78-85
1/9	at #21 Syracuse*	L	81-89
1/16	at St. John's*	L	74-78
1/19	Providence*	W	75-66
1/23	#20 Pittsburgh*	L	84-86
1/26	Connecticut*	W	80-65
1/30	at Villanova*	L	69-82
2/4	Bethune-Cookman	W	78-54
2/6	Syracuse*	W	81-74
2/10	Boston College*	W	75-71
2/13	at Connecticut*	L	72-88
2/16	at Providence*	L	60-75
2/20	#25 St. John's*	W	82-77
2/23	#14 Seton Hall*	L	73-85
2/27	at Boston College*	L	58-70
3/3	at Georgetown*	L	64-82
3/6	Villanova*	W	77-76

YEAR-BY-YEAR RESULTS

[] MIAMI RANK

#OPPONENT RANK

3/11 vs. Georgetown#	L	40-67
Season Totals:		1929-2004
* BIG EAST game		
+ West Palm Beach, Fla.		
# BIG EAST Tournament (New York, N.Y.)		

1993-94

Record: 7-20, 0-18 BIG EAST

Leonard Hamilton, Head Coach

11/26 Florida Atlantic	W	85-53
12/1 UNC Asheville	W	82-60
12/4 Florida A&M	W	91-47
12/7 Georgetown*	L	47-61
12/10 Bethune-Cookman	W	82-54
12/17 Sam Houston State	W	73-58
12/19 at Buffalo	W	63-57
12/22 at #21/18 Syracuse*	L	52-81
12/29 Wagner	L	55-57
1/4 at Florida Atlantic	W	79-62
1/8 at Providence*	L	59-81
1/12 at Pittsburgh*	L	55-83
1/15 at #20/20 Boston College*	L	49-69
1/22 St. John's*	L	63-75
1/26 Seton Hall*	L	48-77
1/29 at Georgetown*	L	40-77
2/1 Pittsburgh*	L	71-80
2/5 at #5/6 Connecticut*	L	57-73
2/8 at St. John's*	L	63-78
2/12 Villanova*	L	58-77
2/16 Boston College*	L	63-79
2/19 at Seton Hall*	L	63-85
2/22 #5 Connecticut*	L	49-74
2/26 Providence*	L	60-88
3/1 #14 Syracuse*	L	69-71
3/5 at Villanova*	L	63-83
3/10 vs. Seton Hall#	L	51-69
Season Totals:		1690-1909

* BIG EAST game
BIG EAST Tournament (New York, N.Y.)

1994-95

Record: 15-13, 9-9 BIG EAST

NIT

Leonard Hamilton, Head Coach

11/25 Northeastern Illinois	W	66-48
11/28 Florida Atlantic	W	76-59
11/30 Robert Morris	W	66-51
12/6 #19/19 Syracuse*	L	65-83
12/10 Florida A&M	W	67-53

12/20 at Clemson	L	55-75
12/28 UNLV+	L	55-56
12/30 Fordham	W	55-43
1/2 at Seton Hall*	L	54-72
1/7 at #12/13 Georgetown*	L	64-71
1/11 at St. John's*	W	82-79
1/18 at Providence*	W	81-75
1/21 Boston College*	W	69-68
1/25 #22/25 Villanova*	L	62-92
1/28 at #6/6 Syracuse*	L	51-76
1/31 at #4/5 Connecticut*	L	57-82
2/4 #13/13 Georgetown*	W	67-61
2/7 at #16/18 Villanova*	L	63-73
2/11 Providence*	W	69-63
2/13 St. John's*	W	71-69
2/18 at Pittsburgh*	L	61-67
2/22 Seton Hall*	W	61-57
2/25 at Boston College*	W OT	77-71
2/28 Pittsburgh*	W OT	76-68
3/2 at Florida Atlantic	W	80-70
3/4 #4/5 Connecticut*	L	67-75
3/10 vs. #24 Georgetown #	L	58-69
3/15 at Penn State\$	L	56-62
Season Totals:		1831-1888

+ Orange Bowl Classic (Miami, Fla. – Miami Arena)
* BIG EAST game
BIG EAST Tournament (New York, N.Y.)
\$ NIT (University Park, Pa.)

1995-96

Record: 15-13, 8-10 BIG EAST

Leonard Hamilton, Head Coach

11/24 Northeastern Illinois	W	81-58
11/27 at Florida Atlantic	W	76-56
12/2 Seton Hall*	W	80-70
12/5 #2/2 Villanova*	L	68-70
12/9 Florida A&M	W	77-53
12/16 Winthrop	W	81-56
12/20 Florida Atlantic	W	61-51
12/23 Clemson	L OT	52-66
12/27 Tennessee+	L	54-56
12/29 Columbia	W	69-62
1/3 #11/12 Syracuse*	W	75-66
1/6 at #7/6 Connecticut*	L	52-73
1/10 at Seton Hall*	L	63-66
1/13 at #5/5 Georgetown*	L	67-72
1/20 Pittsburgh*	W	66-57
1/23 Notre Dame*	W	72-64
1/27 at #7/7 Villanova*	L	62-90
2/1 at #18/16 Syracuse*	L	51-77

YEAR-BY-YEAR RESULTS

[] MIAMI RANK #OPPONENT RANK

2/6	West Virginia*	W	68-65
2/10	#22/21 Boston College*	L	58-62
2/14	at Providence*	L	54-77
2/17	at West Virginia*	L	69-72
2/20	St. John's*	W 2OT	96-91
2/25	at Rutgers*	L	55-71
2/28	at Notre Dame*	W	71-59
3/2	Providence*	W	66-59
3/6	vs. Rutgers #	W	77-67
3/7	vs. #6/6 Georgetown#	L	62-92

Season Totals: 1883-1873
 + Orange Bowl Classic (Miami, Fla. – Miami Arena)
 * BIG EAST game
 # BIG EAST Tournament (New York, N.Y.)

1996-97

Record: 16-13, 9-9 BIG EAST

NIT

Leonard Hamilton, Head Coach

11/22	Buffalo	W	78-61
11/24	Florida Atlantic	W	83-74
11/29	at UNLV	L	43-55
12/3	St. John's*	L	57-61
12/7	#19/17 Syracuse*	W	67-63
12/13	Hartford	W	74-58
12/18	Jacksonville	W	74-57
12/22	at Tennessee	L	65-78
12/28	DePaul+	W	61-45
12/30	Lehigh	W	68-32
1/2	at #25/25 Boston College*	L	62-65
1/4	at Georgetown*	W	69-67
1/8	at Pittsburgh*	L	72-76
1/11	at #8/7 Villanova*	W	61-59
1/15	Providence*	W	71-69
1/18	Georgetown*	W OT	68-65
1/22	Connecticut*	W	69-46
2/2	at Rutgers*	L	59-60
2/5	Pittsburgh*	W	78-63
2/8	Rutgers*	W	53-50
2/10	at Seton Hall*	W	61-51
2/15	at Connecticut*	L	52-72
2/19	Boston College*	L	57-59
2/22	at St. John's*	L	73-77
2/25	at Notre Dame*	L	60-69
3/1	West Virginia*	L	54-82
3/5	at St. John's#	W OT	76-68
3/6	vs. Georgetown#	L	59-63
3/13	at Michigan\$	L	63-76
Season Totals:			1105-1126

+ Orange Bowl Classic (Miami, Fla. – Miami Arena)
 * BIG EAST game
 # BIG EAST Tournament (New York, N.Y.)
 \$ NIT (Ann Arbor, Mich.)
 > 600th program victory

1997-98

Record: 18-10, 11-7 BIG EAST

NCAA Tournament

Leonard Hamilton, Head Coach

11/14	at Southern Illinois	W	73-61
11/16	Florida Atlantic	W	69-47
11/21	#17/17 Charlotte	W	89-72
11/24	Eastern Kentucky	W	86-64
11/29	at Jacksonville	W	74-70
12/2	Rutgers*	W	63-55
12/6	Georgetown*	W	66-56
12/12	Georgia State	W	80-64
12/22	at Memphis	W	65-57
12/27	#/23 Georgia Tech+	L	61-69
12/31	at Seton Hall*	W	78-65
1/3	at Pittsburgh*	W	73-65
1/6	#8/8 Connecticut*	W	76-67
1/10	at #25/21 West Virginia*	L	84-98
1/13	at St. John's*	L	64-73
1/18	at #15/15 Syracuse*	L	67-85
1/22	Villanova*	W	78-63
1/28	at Boston College*	W	67-57
1/31	at Villanova*	L	75-78
2/4	Providence*	W	64-54
2/10	#23/20 Syracuse*	L	63-72
2/14	Notre Dame*	W	66-57
2/18	at Providence*	L	57-59
2/22	at Notre Dame*	W	65-59
2/24	Seton Hall*	L	71-76
2/28	#19/19 West Virginia*	W	70-66
3/4	vs. Georgetown#	L	56-62
3/13	vs. #19/20 UCLA\$	L	62-65
Season Totals:			1962-1836
+ Orange Bowl Classic (Miami, Fla. – Miami Arena)			
* BIG EAST game			
# BIG EAST Tournament (New York, N.Y.)			
\$ NCAA Tournament (Atlanta, Ga.)			

YEAR-BY-YEAR RESULTS

[] MIAMI RANK

#OPPONENT RANK

1998-99

Record: 23-7, 15-3 BIG EAST

NCAA Tournament

Leonard Hamilton, Head Coach

11/13	at Florida Atlantic	W	97-73
11/23	at Charlotte	L	59-66
11/27	Northern Iowa	W	78-69
12/5	at #8/8 Kentucky	L	65-74
12/8	Boston College*	W	77-64
12/11	UCF	W	66-56
12/18	at Georgia State	W	76-55
12/22	Memphis	W	80-64
12/27	Ohio State+	W	72-64
12/30	at Georgetown*	W	64-63
1/6	#10/9 St. John's*	W	84-79
1/9	Notre Dame*	L	68-71
1/13	at Rutgers*	W	74-62
1/16	at West Virginia*	W	64-55
1/20	[25/25] #1 Connecticut*	L OT	68-70
1/24	[25/25] at Boston College*	W	75-67
1/27	[23/25] Seton Hall*	W	77-71
1/30	[23/25] at Pittsburgh*	L	54-60
2/3	[25/25] at #9/10 St. John's*	W	73-70
2/6	[25/25] Georgetown*	W	71-58
2/8	[16/21] at #18/17 Syracuse*	W	76-63
2/13	[16/21] at Providence*	W	69-65
2/16	[16/21] Villanova*	W	103-82
2/20	[16/21] at #2 Connecticut*	W	73-71
2/23	[11/13] Pittsburgh*	W	85-52
2/27	[11/13] Rutgers*	W	68-63
3/4	[9/10] vs. Georgetown#	W	65-54
3/5	[9/10] at #10/9 St. John's#	L	59-62
3/12	[10/12] vs. Lafayette\$	W	75-54
3/14	[10/12] vs. Purdue\$	L	63-73

Season Totals: 2178-1950

+ Orange Bowl Classic (Sunrise, Fla.)

* BIG EAST game

BIG EAST Tournament (New York, N.Y.)

\$ NCAA Tournament (Boston, Mass.)

1999-2000

Record: 23-11, 13-3 BIG EAST

BIG EAST Regular Season Co-Champions

NCAA Sweet 16

Leonard Hamilton, Head Coach

11/19	at UCF	W	81-54
11/23	[24] Monmouth	W	67-46
11/30	[25] Bethune-Cookman	W	102-75
12/4	at Memphis	L	72-82

12/7	Charlotte	L	65-75
12/11	Hartford	W	97-61
12/18	vs. #7/9 North Carolina+	L	78-68
12/20	vs. Louisiana^	L	60-66
12/21	vs. Detroit Mercy^	W	68-64
12/22	vs. Illinois State^	L	78-87
12/27	Florida Atlantic	W	89-52
12/29	Quinnipiac	W	80-66
1/5	West Virginia*	W	66-58
1/8	#7/8 Syracuse*	L	55-67
1/11	at Seton Hall*	W	71-64
1/15	at Georgetown*	L	61-65
1/17	at Villanova*	W	67-66
1/22	Boston College*	W	62-54
1/25	at Notre Dame*	W	63-49
1/29	#16/18 Kentucky	L	57-60
2/1	Pittsburgh*	W	64-60
2/5	at Rutgers*	W	58-52
2/7	Georgetown*	W	77-55
2/16	Providence*	L	45-47
2/19	at #18/18 Connecticut*	W	63-57
2/22	at West Virginia*	W	68-50
2/26	Notre Dame*	W	55-52
2/29	at Pittsburgh*	W	74-66
3/5	#18/21 St. John's*	W OT	74-70
3/9	[23/23] vs. Notre Dame#	W	61-58
3/10	[23/23] at #19/20 St. John's#	L	57-58
3/17	[23/25] vs. Arkansas\$	W	75-71
3/19	[23/25] vs. #8/8 Ohio State\$	W	75-62
3/24	[23/25] vs. #18/19 Tulsa\$\$	L	71-80
Season Totals:			2346-2127

+ Orange Bowl Classic (Sunrise, Fla.)

^ San Juan Shootout (San Juan, P.R.)

* BIG EAST game

BIG EAST Tournament (New York, N.Y.)

\$ NCAA Tournament (Nashville, Tenn.)

\$\$ NCAA Tournament (Austin, Texas)

2000-01

Record: 16-13, 8-8 BIG EAST

NIT

Perry Clark, Head Coach

11/18	at Florida Atlantic	W	76-59
11/21	Columbia	W	65-41
11/25	Northeastern	W	92-86
11/28	at Charlotte	L	63-95
12/4	at #14/12 North Carolina	L	45-67
12/9	UCF	W	83-72

YEAR-BY-YEAR RESULTS

[] MIAMI RANK # OPPONENT RANK

12/16 vs. Nebraska+	L	64-72
12/18 Eastern Illinois	W	83-73
12/21 Memphis	W	66-57
12/27 Lehigh	W	71-52
12/29 Tennessee-Martin	W	70-54
1/3 at Pittsburgh*	L	51-62
1/7 Boston College*	L	72-73
1/10 at Virginia Tech*	L	74-85
1/13 at #24 Boston College*	L	73-82
1/16 at Providence*	W	78-64
1/20 #15/15 Connecticut*	W	77-74
1/22 at St. John's*	L OT	63-67
1/28 Providence*	L	70-80
2/1 #22/25 Seton Hall*	W	72-66
2/6 Virginia Tech*	W	86-61
2/10 St. John's*	L 2OT	79-85
2/13 at #10/7 Syracuse*	W	68-57
2/17 at Villanova*	W	80-62
2/24 at Connecticut*	L	53-60
2/28 West Virginia*	W	73-66
3/3 Villanova*	W	65-53
3/7 vs. Pittsburgh#	L	69-78
3/14 at Auburn\$	L	58-60
Season Totals:		2039-1963

+ Orange Bowl Classic (Sunrise, Fla.)
 * BIG EAST game
 # BIG EAST Tournament (New York, N.Y.)
 \$ NIT (Auburn, Ala.)

2001-02

Record: 24-8, 10-6 BIG EAST

NCAA Tournament

Perry Clark, Head Coach

11/18 vs. Eastern Michigan^	W	93-56
11/19 vs. UAB^	W	81-79
11/20 vs. Clemson^	W	67-65
11/24 Lafayette	W	79-69
11/26 Florida Atlantic	W	74-48
11/29 Howard>	W	87-71
12/3 FIU	W	77-59
12/8 at Texas A&M	W	64-55
12/15 vs. #21/24 Indiana+	W	58-53
12/18 Florida A&M	W	90-62
12/22 Charlotte	W	64-56
12/27 [24/23] at LSU	W	68-61
12/30 [24/23] St. Francis (Pa.)	W	71-48
1/2 [21/21] at #23/24 Georgetown*	W	79-71
1/5 [21/21] at Connecticut*	L	75-76
1/8 [21/20] at St. John's*	L	60-71

1/12 [21/20] at Virginia Tech*	W	77-68
1/15 [24/20] Pittsburgh*	W 2OT	76-69
1/19 [24/20] Providence*	W OT	102-96
1/24 [22/19] Villanova*	W	76-58
1/29 [15/16] Boston College*	L	65-70
2/2 [15/16] #17/22 Connecticut*	W	68-66
2/5 [12/11] at Villanova*	W	65-56
2/10 [12/11] at Boston College*	L	63-76
2/13 [13/11] St. John's*	W	79-56
2/17 [13/11] at Rutgers*	L	61-64
2/23 [17/13] Notre Dame*	L	77-90
2/26 [22/18] at Providence*	W	81-65
3/2 [22/18] Virginia Tech*	W	83-77
3/7 [21/21] vs. Georgetown#	W OT	84-76
3/8 [21/21] vs. #7/7 Pittsburgh#	L	71-76
3/14 [21/21] vs. Missouri\$	L	80-93
Season Totals:		2395-2156

^ Virgin Islands Paradise Jam (St. Thomas, U.S.V.I.)
 + Orange Bowl Classic (Miami, Fla. – AA Arena)
 * BIG EAST game
 # BIG EAST Tournament (New York, N.Y.)
 \$ NCAA Tournament (Albuquerque, N.M.)
 > 700th program victory

2002-03

Record: 11-17, 4-12 BIG EAST

Perry Clark, Head Coach

11/23 New Hampshire	W	93-58
11/26 Texas A&M	W	78-72
11/30 Savannah State	W	91-57
12/3 at Florida Atlantic	L OT	73-74
12/8 at Florida State	L	55-72
12/15 at Charlotte	L	64-69
12/18 Arkansas-Pine Bluff	W	79-42
12/21 vs. #13/13 Florida+	L 2OT	93-94
12/27 at UCF	W	62-51
12/30 Lehigh	W	68-62
1/4 North Carolina@	W OT	64-61
1/7 at West Virginia*	L	63-68
1/11 at #3/3 Connecticut*	L OT	80-83
1/18 at Seton Hall*	L	53-76
1/20 #11/8 Connecticut*	W	77-76
1/26 Syracuse*	L	49-54
1/29 Providence*	W	60-57
2/2 at St. John's*	L	74-77
2/8 Villanova*	L OT	67-72
2/11 Virginia Tech*	W	85-65
2/15 at Boston College*	L	65-76
2/18 at Providence*	L	63-73
2/22 Georgetown*	L	72-74

YEAR-BY-YEAR RESULTS

[] MIAMI RANK #OPPONENT RANK

2/25	at Villanova*	L	56-75
3/1	Boston College*	L	68-72
3/5	at Virginia Tech*	W	79-71
3/8	St. John's*	L	73-76
3/12	vs. Seton Hall#	L	52-67

Season Totals: 1956-1924

+ Orange Bowl Classic (Miami, Fla. – AA Arena)

* BIG EAST game

@ First game at Convocation Center (now Watsco)

BIG EAST Tournament (New York, N.Y.)

2003-04

Record: 14-16, 4-12 BIG EAST

Perry Clark, Head Coach

11/21	Lubbock Christian^	W	86-66
11/23	Louisiana Monroe^	W	78-60
11/25	vs. Rhode Island &	L	53-54
11/26	vs. Bradley &	L	82-83
12/2	Stetson	W	91-70
12/6	FIU	W	89-72
12/9	UMBC	W	61-52
12/14	Florida State	L	58-67
12/20	vs. Temple+	W	72-66
12/22	North Carolina A&T	W	81-62
12/27	Florida Atlantic	W	76-51
12/30	IPFW	W	75-52
1/3	Savannah State	W	105-65
1/7	at #12/13 North Carolina	L	64-89
1/10	#15/15 Pittsburgh*	L 2OT	84-80
1/14	at St. John's*	W	70-64
1/17	at Virginia Tech*	W	65-59
1/21	Rutgers*	W	73-63
1/25	Villanova*	L	69-76
1/28	at Notre Dame*	L	62-72
1/31	Georgetown*	L OT	80-87
2/4	at Rutgers*	L OT	70-72
2/7	at Georgetown*	L	64-80
2/11	Boston College*	L OT	72-74
2/14	#-/25 Syracuse*	L	74-91
2/18	at #8/8 Connecticut*	L	63-76
2/21	at #19/17 Providence*	L	57-70
2/24	Seton Hall*	L	66-76
3/2	at Villanova*	W	59-56
3/6	West Virginia*	L	53-58

Season Totals: 2148-2067

^ Las Vegas Tournament (Coral Gables, Fla.)

& Las Vegas Tournament (Las Vegas, Nev.)

+ Orange Bowl Classic (Miami, Fla. – AA Arena)

* BIG EAST game

2004-05

Record: 16-13, 7-9 ACC

NIT

Frank Haith, Head Coach

11/20	Wofford	W	67-64
11/23	South Carolina State	L	50-60
11/27	vs. Xavier+	L OT	70-83
11/29	Florida Atlantic	W	84-68
12/4	at #19/18 Florida	W	72-65
12/7	at FIU	W	80-67
12/12	Massachusetts	W	80-53
12/18	Stetson	W	81-50
12/23	Tennessee Tech>	W	69-57
12/30	Appalachian State	W	80-63
1/2	Norfolk State	W	76-58
1/6	at #9/10 Georgia Tech*	L	69-80
1/9	#RV/24 NC State*	W	67-66
1/12	at Virginia*	W	91-80
1/15	Florida State*	W	64-63
1/19	#4/4 Duke*	L	83-92
1/22	at #6/6 North Carolina*	L	67-87
1/26	Clemson*	W	69-65
1/29	at #5/5 Wake Forest*	L	82-94
2/2	Virginia Tech*	L	63-73
2/5	#22/24 Maryland*	W OT	75-73
2/12	at Clemson*	W	83-77
2/15	#5/5 Wake Forest*	L	63-68
2/19	at Virginia Tech*	L	58-71
2/22	at Florida State*	W	65-49
2/26	Georgia Tech*	L	72-76
3/3	at #6/6 Duke*	L	59-83
3/10	vs. Virginia#	L	65-66
3/15	at South Carolina\$	L	67-69

Season Totals: 2071-2020

+ Orange Bowl Classic (Miami, Fla. – AA Arena)

* ACC Game

ACC Tournament (Washington, D.C.)

\$ NIT (Columbia, S.C.)

> 750th program victory

2005-06

Record: 18-16, 7-9 ACC

NIT

Frank Haith, Head Coach

11/13	vs. Texas Arlington^	W	76-65
11/14	vs. Air Force^	L	53-57
11/15	vs. Green Bay^	W	80-54
11/19	Morgan State	W	83-51
11/22	North Carolina A&T	W	87-62

YEAR-BY-YEAR RESULTS

[] MIAMI RANK #OPPONENT RANK

11/27 at Temple	L	56-73
11/29 at Michigan@	L	53-74
12/3 Birmingham-Southern	W	82-55
12/10 Wofford	W	71-40
12/18 at #21/19 NC State*	L	69-81
12/22 #5/5 Florida	L	67-77
12/27 Stetson	W	65-56
12/31 vs. #10/10 Louisville+	L	43-58
1/2 Sacred Heart	W	63-57
1/7 #14/12 Maryland*	W	84-70
1/14 at #20/20 North Carolina*	W	81-70
1/18 Clemson*	W	62-38
1/21 #21/21 Boston College*	L	61-65
1/24 at Virginia*	L	51-71
1/29 at Florida State*	W OT	84-78
1/31 Wake Forest*	W	78-69
2/4 at Georgia Tech*	W	70-53
2/8 #16/15 NC State*	L 2OT	77-86
2/12 #23/24 North Carolina*	L	70-80
2/16 at #13/15 Boston College*	L	54-65
2/19 at #2/2 Duke*	L	71-92
2/22 Virginia Tech*	W	70-59
3/1 at Maryland*	L	61-65
3/5 Florida State*	L	64-67
3/9 vs. Clemson#	W	66-63
3/10 vs. #3/3 Duke#	L	76-80
3/15 Oklahoma State\$	W	62-59
3/20 at Creighton\$\$	W	53-52
3/22 at Michigan\$\$\$	L	65-71
Season Totals:		2308-2213

^ BCA Classic (Seattle, Wash.)
 @ ACC/Big Ten Challenge
 + Orange Bowl Classic (Sunrise, Fla.)
 * ACC Game
 # ACC Tournament (Greensboro, N.C.)
 \$ NIT (Coral Gables, Fla.)
 \$\$ NIT (Omaha, Neb.)
 \$\$\$ NIT (Ann Arbor, Mich.)

2006-07

Record: 12-20, 4-12 ACC

Frank Haith, Head Coach

11/11 FIU	W	73-50
11/14 Alcorn State	W	96-57
11/17 at Evansville^	W	74-69
11/18 vs. Buffalo^	L	57-60
11/19 vs. Cleveland State^	L	67-78
11/25 Lafayette	W	98-66
11/28 at Northwestern@	L	59-61

12/3 #21/25 Georgia Tech*	W	90-82
12/9 Lehigh	W	79-58
12/11 Mississippi State	L	52-70
12/16 Stetson	W	89-64
12/20 Binghamton	L	74-79
12/23 at Louisville	L	59-82
12/30 vs. Nebraska+	L	67-82
1/2 at Massachusetts	W	72-71
1/6 Wake Forest*	L	58-59
1/10 at #RV/25 Maryland*	W	63-58
1/14 #11/11 Duke*	L	63-85
1/16 at Boston College*	L	63-82
1/20 at Florida State*	L	67-86
1/23 #24/23 Virginia Tech*	L	85-92
1/31 at #3/3 North Carolina*	L	64-105
2/3 at Virginia*	L	70-81
2/7 Boston College*	L	68-75
2/10 NC State*	W	80-65
2/17 at Wake Forest*	L	69-74
2/21 #24/19 Virginia*	W	68-60
2/24 at Virginia Tech*	L	57-73
2/28 at Clemson*	L OT	70-74
3/3 Florida State*	L OT	90-98
3/8 vs. #17/21 Maryland#	W	67-62
3/9 vs. Boston College#	L OT	71-74
Season Totals:		2279-2332

^ American Youth Classic (Evansville, Ill.)
 @ ACC/Big Ten Challenge
 + Orange Bowl Classic (Sunrise, Fla.)
 * ACC Game
 # ACC Tournament (Tampa, Fla.)

2007-08

Record: 23-11, 8-8 ACC

NCAA Tournament

Frank Haith, Head Coach

11/9 Florida Southern	W	104-61
11/15 vs. Marist^	W	85-61
11/16 vs. VCU^	W	69-63
11/18 vs. Providence^	W	64-58
11/24 Morgan State	W	55-51
11/28 Alabama State	W	83-74
12/2 St. John's	W	66-47
12/8 at FIU	W	67-53
12/13 at Mississippi State	W	64-58
12/17 [22/22] Stetson	W	89-53
12/20 [22/22] North Florida>	W	85-63
12/23 [22/22] North Carolina A&T	W	95-64
12/29 [19/19] vs. Winthrop+	L	70-76

YEAR-BY-YEAR RESULTS

[] MIAMI RANK

#OPPONENT RANK

1/2	Penn	W	88-62
1/12	[25/RV] Georgia Tech*	W	78-68
1/15	[21/24] at Boston College*	L	66-76
1/19	[21/24] at NC State*	L OT	77-79
1/23	#5/4 North Carolina*	L	82-98
1/27	#RV/25 Clemson*	W	75-72
1/29	at Wake Forest*	L	68-70
2/2	at #3/3 Duke*	L	73-88
2/6	Florida State*	L	55-62
2/9	at Virginia Tech*	W	74-71
2/17	at Georgia Tech*	W	64-63
2/20	#5/4 Duke*	W	96-95
2/23	Maryland*	W	78-63
2/27	at Clemson*	L	69-79
3/1	Virginia*	W	95-93
3/5	Boston College*	W	74-61
3/8	at Florida State*	L OT	72-75
3/13	vs. NC State #	W	63-50
3/14	vs. Virginia Tech#	L	49-63
3/21	vs. St. Mary's (CA)\$	W	78-64
3/23	vs. #7/7 Texas\$	L	72-75
Season Totals:			2542-2309

^ Puerto Rico Tip-Off Classic (San Juan, P.R.)

+ Orange Bowl Classic (Sunrise, Fla.)

* ACC Game

ACC Tournament (Charlotte, N.C.)

\$ NCAA Tournament (Little Rock, Ark.)

> 800th program victory

2008-09

Record: 19-13, 7-9 ACC

NIT

Frank Haith, Head Coach

11/15	[17/16] Florida Southern	W	96-60
11/21	[17/16] vs. Southern Miss^	W	70-60
11/23	[17/16] vs. #2/2 Connecticut^	L	63-76
11/24	[22/21] vs. San Diego^	W	80-45
11/29	[22/21] Stetson	W	79-65
12/2	[21/22] Ohio State@	L	68-73
12/6	[21/22] at Kentucky	W	73-67
12/12	[RV/25] FIU	W	76-50
12/14	[RV/25] Robert Morris	W	70-62
12/21	#25/25 Clemson*	L	72-91
12/27	at St. John's	W	70-56
12/31	North Florida	W	94-41
1/3	NC Central	W	76-42
1/5	Florida Atlantic	W	85-69
1/10	at #24/17 Boston College*	W	77-71
1/14	Maryland*	W	62-60

1/17	at #5/6 North Carolina*	L	65-82
1/21	Florida State*	W	75-69
1/25	Virginia Tech*	L OT	83-88
1/27	at NC State*	L OT	81-84
1/31	at Maryland*	L	68-73
2/4	#7/6 Wake Forest*	W	79-52
2/7	at #4/3 Duke*	L OT	75-78
2/15	#3/3 North Carolina*	L	65-69
2/18	at Florida State*	L	67-80
2/21	Boston College*	W	69-58
2/26	at Virginia*	W	62-55
3/4	at Georgia Tech*	L	68-78
3/7	NC State*	W	72-64
3/12	vs. Virginia Tech#	L	47-65
3/18	at Providence\$	W	78-66
3/20	at Florida\$\$	L	60-74
Season Totals:			2325-2123

^ Paradise Jam (St. Thomas, U.S.V.I.)

@ ACC/Big Ten Challenge

* ACC Game

ACC Tournament (Atlanta, Ga.)

\$ NIT (Providence, R.I.)

\$\$ NIT (Gainesville, Fla.)

2009-10

Record: 20-13, 4-12 ACC

Frank Haith, Head Coach

11/14	NC Central	W	83-53
11/16	Nova Southeastern	W	108-58
11/19	vs. Tulane^	W	74-54
11/20	vs. UNC Wilmington^	W	67-60
11/22	vs. South Carolina^	W	85-70
11/25	FGCU	W	77-58
11/28	USC Upstate	W	70-41
12/2	Minnesota@	W	63-58
12/6	at Boston College*	L	60-61
12/12	South Carolina State	W	91-54
12/16	at Stetson	W	69-49
12/19	vs. Florida Atlantic+	W	87-69
12/21	North Carolina A&T	W	80-59
12/30	Bethune-Cookman	W	73-55
1/3	at Pepperdine	W	86-63
1/9	Wake Forest*	W	67-66
1/13	[23/RV] at Virginia Tech*	L	66-81
1/16	[23/RV] at Virginia*	L	57-75
1/19	Boston College*	L	75-79
1/26	at Maryland*	L	59-81
1/31	Virginia Tech*	W	82-75
2/2	at Wake Forest*	L	53-62

YEAR-BY-YEAR RESULTS

[] MIAMI RANK #OPPONENT RANK

2/6	at Florida State*	L	65-71
2/10	#20/20 Georgia Tech*	W	64-62
2/13	at Clemson*	L	66-74
2/17	#6/6 Duke*	L	74-81
2/23	Virginia*	W	74-62
2/27	NC State*	L	66-71
3/2	at North Carolina*	L	62-69
3/6	Florida State*	L	60-61
3/11	vs. Wake Forest#	W	83-62
3/12	vs. Virginia Tech#	W	70-65
3/13	vs. #4/4 Duke#	L	74-77

Season Totals: 2390-2136

^ Charleston Classic (Charleston, S.C.)

@ Big Ten/ACC Challenge

+ Orange Bowl Classic (Sunrise, Fla.)

* ACC Game

ACC Tournament (Greensboro, N.C.)

2010-11

Record: 21-15, 6-10 ACC

NIT

Frank Haith, Head Coach

11/12	Jacksonville	W	89-77
11/15	at #19/19 Memphis	L	68-72
11/19	NC Central	W	88-65
11/21	at Rutgers	L	45-61
11/24	McNeese State	W	79-59
11/27	at FGCU	W	87-75
11/30	Ole Miss	W	86-73
12/4	West Virginia	W	79-76
12/12	Stetson	W	68-54
12/18	vs. UCF+	L	78-84
12/21	vs. Oral Roberts^	W	69-56
12/22	vs. Rice^	W	73-67
12/23	vs. Akron^	W	69-61
12/30	Pepperdine	W	94-59
1/2	at #1/1 Duke*	L	63-74
1/8	at Clemson*	L	72-79
1/15	Boston College*	W	72-71
1/19	Florida State*	L	53-55
1/23	at NC State*	L	70-72
1/26	North Carolina*	L	71-74
1/30	at Virginia Tech*	L	68-72
2/3	Georgia Tech*	W	59-57
2/5	Virginia*	W OT	70-68
2/9	at Wake Forest*	W	74-73
2/13	#5/5 Duke*	L	71-81
2/15	at UNC Greensboro	W	78-58
2/20	Clemson*	L	59-63

2/23	at Boston College*	W	73-64
2/26	at Florida State*	L	59-65
3/2	Maryland*	W	80-66
3/6	at Georgia Tech*	L	57-66
3/10	vs. Virginia#	W OT	69-62
3/11	vs. #6/7 North Carolina#	L	59-61
3/16	Florida Atlantic\$	W	85-62
3/21	Missouri State\$	W	81-72
3/23	at Alabama\$\$	L	64-79
Season Totals:			2579-2433

^ Las Vegas Holiday Hoops Classic

+ Orange Bowl Classic (Sunrise, Fla.)

* ACC Game

ACC Tournament (Atlanta, Ga.)

\$ NIT (Coral Gables, Fla.)

\$\$ NIT (Tuscaloosa, Ala.)

2011-12

Record: 20-13, 9-7 ACC

NIT

Jim Larrañaga, Head Coach

11/11	Tennessee Tech	W	69-58
11/15	Rutgers	W	72-57
11/19	North Florida	W	75-62
11/22	FGCU	W	60-50
11/25	at Ole Miss	L OT	61-64
11/29	at Purdue@	L	65-76
12/3	Massachusetts	W	83-75
12/6	#21/20 Memphis	L	54-71
12/10	at West Virginia	L	66-77
12/17	vs. Florida Atlantic+	W 2OT	93-90
12/22	at Charlotte	W	76-61
12/30	Appalachian State	W	84-54
1/2	UNC Greensboro	W	99-89
1/7	at #21/23 Virginia*	L	51-52
1/10	at #3/3 North Carolina*	L	56-73
1/18	Clemson*	W	76-73
1/22	NC State*	L	73-78
1/24	at Georgia Tech*	W	64-49
1/29	at Boston College*	W	76-54
2/1	Maryland*	W 2OT	90-86
2/5	at #7/5 Duke*	W OT	78-74
2/9	Virginia Tech*	W	65-49
2/11	at #15/17 Florida State*	L	59-64
2/15	#8/7 North Carolina*	L	64-73
2/18	Wake Forest*	W	74-56
2/21	at Maryland*	L	70-75
2/26	#15/16 Florida State*	W	78-62
2/29	at NC State*	L	73-77

YEAR-BY-YEAR RESULTS

[] MIAMI RANK #OPPONENT RANK

3/3	Boston College*	W	77-56
3/8	vs. Georgia Tech#	W	54-36
3/9	vs. #17/17 Florida State#	L	71-82
3/14	Valparaiso\$	W	66-50
3/19	Minnesota\$	L	60-78
Season Totals:			2332-2181

@ ACC/Big Ten Challenge
 + Orange Bowl Classic (Sunrise, Fla.)
 * ACC game
 # ACC Tournament (Atlanta, Ga.)
 \$ NIT (Coral Gables, Fla.)

2012-13

Record: 29-7, 15-3 ACC

ACC Champions

NCAA Sweet 16

Jim Larrañaga, Head Coach

11/9	Stetson	W	87-79
11/13	at FGCU	L	51-63
11/16	Jacksonville	W	73-57
11/24	Detroit	W	77-62
11/28	#13/14 Michigan State@	W	67-59
12/1	at Massachusetts	W	75-62
12/14	Charlotte	W	77-46
12/18	at UCF	W	72-50
12/22	at Hawai'i^>	W	73-58
12/23	vs. #4/5 Arizona^	L	50-69
12/25	vs. Indiana State^	L OT	55-57
1/2	La Salle	W	76-59
1/5	at Georgia Tech*	W	62-49
1/10	at North Carolina*	W	68-59
1/13	Maryland*	W	54-47
1/16	at Boston College*	W	60-59
1/23	[25/RV] #1/1 Duke*	W	90-63
1/27	[25/RV] Florida State*	W	71-47
1/30	[14/15] at Virginia Tech*	W	73-64
2/2	[14/15] at #19/19 NC State*	W	79-78
2/5	[8/11] Boston College*	W	72-50
2/9	[8/11] North Carolina*	W	87-61
2/13	[3/4] at Florida State*	W	74-68
2/17	[3/4] at Clemson*	W	45-43
2/19	[2/2] Virginia*	W	54-50
2/23	[2/2] at Wake Forest*	L	65-80
2/27	[5/7] Virginia Tech*	W	76-58
3/2	[5/7] at #3/3 Duke*	L	76-79
3/6	[6/7] Georgia Tech*	L	69-71
3/9	[6/7] Clemson*	W	62-49
3/15	[9/10] vs. Boston College#	W	69-58
3/16	[9/10] vs. NC State#	W	81-71

3/17	[9/10] vs. North Carolina#	W	87-77
3/22	[5/4] vs. Pacific\$	W	78-49
3/24	[5/4] vs. Illinois\$	W	63-59
3/28	[5/4] vs. #15/16 Marquette\$\$	L	61-71
Season Totals:			2509-2181

* ACC Game
 @ Big Ten/ACC Challenge
 ^ Diamond Head Classic (Honolulu, Hawai'i)
 # ACC Tournament (Greensboro, N.C.)
 \$ NCAA Tournament (Austin, Texas)
 \$\$ NCAA Sweet 16 (Washington, D.C.)
 > 900th program victory

2013-14

Record: 17-16, 7-11 ACC

Jim Larrañaga, Head Coach

11/8	St. Francis Brooklyn	L OT	62-66
11/11	Georgia Southern	W OT	81-80
11/14	Texas Southern	W	84-69
11/18	at College of Charleston &	W	70-54
11/21	UCF	L	58-63
11/28	vs. George Washington^	L OT	63-71
11/29	vs. Cal State Fullerton^	W	48-46
12/1	vs. Arizona State^	W	60-57
12/4	at Nebraska@	L	49-60
12/8	Virginia Tech*	L OT	60-61
12/19	at Savannah State	W	68-51
12/22	La Salle	W	71-58
12/30	Loyola (MD)	W	71-48
1/4	at #2/2 Syracuse*	L	44-49
1/8	at North Carolina*	W	63-57
1/15	Florida State*	L	53-63
1/18	at Georgia Tech*	W	56-42
1/22	#18/18 Duke*	L	46-67
1/25	#2/2 Syracuse*	L	52-64
1/29	at Maryland*	L	71-74
2/1	Norfolk State	W	64-49
2/5	#25/22 Pittsburgh*	L OT	55-59
2/8	NC State*	L	55-56
2/10	at Florida State*	W	77-73
2/15	at Virginia Tech*	L	45-52
2/19	Notre Dame*	W	71-64
2/22	Boston College*	W	69-42
2/26	at #12/11 Virginia*	L	40-65
3/1	at NC State*	W	80-65
3/4	at Clemson*	L	54-58
3/8	Wake Forest*	W	69-56
3/12	vs. Virginia Tech#	W	57-53
3/13	vs. NC State#	L	58-67

YEAR-BY-YEAR RESULTS

[] MIAMI RANK #OPPONENT RANK

Season Totals: 2209-1964
 & Wooden Legacy (Charleston, S.C.)
 ^ Wooden Legacy (Anaheim, Calif.)
 @ Big Ten/ACC Challenge
 * ACC Game
 # ACC Tournament (Greensboro, N.C.)

2014-15

Record: 25-13, 10-8 ACC

NIT Championship Game

Jim Larrañaga, Head Coach

11/14	Howard	W	84-49
11/17	at #8/7 Florida	W	69-67
11/20	vs. Drexel^	W	66-46
11/21	vs. Akron^	W	79-51
11/23	vs. Charlotte^	W	77-58
11/25 [17/20]	at Charlotte &	W	77-74
11/28 [17/20]	South Alabama	W	87-75
12/2 [15/15]	#24/25 Illinois@	W	70-61
12/6 [15/15]	Green Bay	L	55-68
12/8 [20/21]	Savannah State	W	70-39
12/19 [18/19]	Eastern Kentucky	L	44-72
12/22	vs. Providence%	L	62-76
12/30	College of Charleston	W	67-40
1/3 #3/3	Virginia*	L 2OT	80-89
1/10	Boston College*	W	60-56
1/13	at #4/4 Duke*	W	90-74
1/17	at #12/12 Notre Dame*	L	70-75
1/22	NC State*	W	65-60
1/24	at Syracuse*	W	66-62
1/28 [23/23]	Georgia Tech*	L	50-70
2/1 [23/23]	at Florida State*	L	54-55
2/3 #9/8	Louisville*	L	55-63
2/8	Clemson*	W	56-45
2/11	at Wake Forest*	L	70-72
2/16	at Boston College*	W 2OT	89-86
2/18	Virginia Tech*	W	76-52
2/21	at #12/12 Louisville*	L	53-55
2/25	Florida State*	W	81-77
2/28	#15/18 North Carolina*	L	64-73
3/4	at Pittsburgh*	W	67-63
3/7	at Virginia Tech*	W	82-61
3/11	vs. Virginia Tech#	W	59-49
3/12	vs. #11/9 Notre Dame#	L	63-70
3/17	NC Central\$	W	75-71
3/21	Alabama\$	W	73-66
3/24	at Richmond\$\$	W	63-61
3/31	vs. Temple\$\$\$	W	60-57
4/2	vs. Stanford\$\$\$	L OT	64-66

Season Totals: 2592-2404
 ^ Gildan Charleston Classic (Charleston, S.C.)
 & Gildan Charleston Classic (Charlotte, N.C.)
 @ ACC/Big Ten Challenge
 % Brooklyn Holiday Hoops Invitational (Brooklyn, N.Y.)
 * ACC Game
 # ACC Tournament (Greensboro, N.C.)
 \$ NIT (Coral Gables, Fla.)
 \$\$ NIT (Richmond, Va.);\$\$\$ NIT (New York, N.Y.)

2015-16

Record: 27-8, 13-5 ACC

NCAA Sweet 16

Jim Larrañaga, Head Coach

11/13	UT Rio Grande Valley	W	86-59
11/16	Louisiana	W	93-77
11/19	vs. Mississippi State^	W	105-79
11/20	vs. #16/16 Utah^	W	90-66
11/22	vs. #22/20 Butler^	W	85-75
11/27 [15/19]	Northeastern	L	77-78
12/1 [21/21]	at Nebraska@	W OT	77-72
12/5 [21/21]	Charlotte	W	88-60
12/8 [17/20]	Florida	W	66-55
12/19 [15/19]	College of Charleston	W	85-63
12/22 [13/16]	at La Salle	W	95-49
12/29 [13/15]	Princeton	W	76-64
1/2 [13/15]	Syracuse*	W	64-51
1/9 [12/11]	Florida State*	W	72-59
1/12 [8/9]	at #13/11 Virginia*	L	58-66
1/16 [8/9]	at Clemson*	L	65-76
1/20 [15/14]	at Boston College*	W	67-53
1/23 [15/14]	Wake Forest*	W	77-63
1/25 [15/13]	#24/20 Duke*	W	80-69
1/30 [15/13]	at NC State*	L	69-85
2/3 [17/15]	Notre Dame*	W	79-70
2/7 [17/15]	at Georgia Tech*	W	75-68
2/9 [12/11]	Pittsburgh*	W	65-63
2/14 [12/11]	at Florida State*	W	67-65
2/17 [11/10]	Virginia Tech*	W	65-49
2/20 [11/10]	at #5/4 North Carolina*	L	71-96
2/22 [12/11]	#3/3 Virginia*	W	64-61
2/27 [12/11]	#11/- Louisville*	W	73-65
3/2 [7/7]	at Notre Dame*	W	68-50
3/5 [7/7]	at Virginia Tech*	L	62-77
3/10 [11/11]	vs. Virginia Tech#	W	88-82
3/11 [11/11]	vs. #4/4 Virginia#	L	68-73
3/17 [10/11]	vs. Buffalo\$	W	79-72
3/19 [10/11]	vs. Wichita State\$	W	65-57
3/24 [10/11]	vs. #6/6 Villanova\$\$	L	69-92

YEAR-BY-YEAR RESULTS

[] MIAMI RANK

#OPPONENT RANK

Season Totals: 2633-2359

^ Puerto Rico Tip-Off (San Juan, P.R.)

@ Big Ten/ACC Challenge

* ACC Game

ACC Tournament (Washington, D.C.)

\$ NCAA Tournament (Providence, R.I.)

\$\$ NCAA Tournament (Louisville, Ky.)

* ACC Game

ACC Tournament (Brooklyn, N.Y.)

\$ NCAA Tournament (Tulsa, Okla.)

> 1,000th program victory

2016-17

Record: 21-12, 10-8 ACC

NCAA Tournament

Jim Larrañaga, Head Coach

11/11	Western Carolina	W	92-43
11/16	at North Florida	W	94-56
11/19	Penn	W	74-62
11/24	vs. Stanford^	W	67-53
11/25	vs. #21/22 Iowa State^	L	56-73
11/27	vs. Florida^	L	56-65
11/30	Rutgers@	W	73-61
12/3	vs. Wofford%	W	74-57
12/6	South Carolina State	W	82-46
12/16	Florida Atlantic	W	76-56
12/22	George Washington>	W	72-64
12/28	Columbia	W	78-67
12/31	NC State*	W	81-63
1/4	at Syracuse*	L	55-70
1/12	#20/20 Notre Dame*	L	62-67
1/14	at Pittsburgh*	W	72-46
1/18	at Wake Forest*	L	79-96
1/21	at #18/18 Duke*	L	58-70
1/25	Boston College*	W	78-77
1/28	#9/6 North Carolina*	W	77-62
2/1	#15/16 Florida State*	L	57-75
2/4	at NC State*	W	84-79
2/8	Virginia Tech*	W	74-68
2/11	at #4/4 Louisville*	L	66-71
2/15	Georgia Tech*	W	70-61
2/18	Clemson*	W	71-65
2/20	at #18/19 Virginia*	W OT	54-48
2/25	#10/11 Duke*	W	55-50
2/27	[25/25] at Virginia Tech*	L	61-66
3/4	[25/25] at #15/17 Florida State*L	L	57-66
3/8	vs. Syracuse#	W	62-57
3/9	vs. #6/6 North Carolina#	L	53-78
3/17	vs. Michigan State\$	L	58-78

Season Totals: 2278-2116

^ AdvoCare Invitational, Orlando, Fla.

@ ACC/Big Ten Challenge

% Hoophall Miami Invitational (Miami, Fla. –AAArena)

2017-18

Record: 22-10, 11-7 ACC

NCAA Tournament

Jim Larrañaga, Head Coach

11/10	[13/12] Gardner-Webb	W	77-45
11/12	[13/12] Navy	W	89-55
11/16	[11/12] Florida A&M	W	90-59
11/22	[11/11] vs. La Salle!	W	57-46
11/25	[11/11] North Florida	W	86-65
11/29	[10/13] at #12/12 Minnesota@	W	86-81
12/2	[10/13] vs. Princeton%	W	80-52
12/5	[10/11] Boston University	W	69-54
12/16	[6/8] at George Washington	W	59-50
12/22	[6/7] at Hawai'i^	W	75-57
12/23	[6/7] vs. New Mexico State^	L	54-63
12/25	[15/16] vs. Middle Tennessee^	W	84-81
12/30	[15/16] at Pittsburgh*	W	67-53
1/3	[15/17] at Georgia Tech*	L	54-64
1/7	[15/17] #24/RV Florida State*	W	80-74
1/13	[18/19] at #19/17 Clemson*	L	63-72
1/15	[25/23] #5 Duke*	L	75-83
1/21	[25/23] at NC State*	W	86-81
1/24	[RV/24] Louisville*	W OT	78-75
1/27	[RV/24] at Florida State*	L OT	94-103
1/31	Pittsburgh*	W	69-57
2/3	at Virginia Tech*	W	84-75
2/7	[25/25] Wake Forest*	W	87-81
2/10	[25/25] at Boston College*	L	70-72
2/13	#1/3 Virginia*	L	50-59
2/17	Syracuse*	L	55-62
2/19	at Notre Dame*	W	77-74
2/24	Boston College*	W	79-78
2/27	at #9/9 North Carolina*	W	91-88
3/3	Virginia Tech*	W	69-68
3/8	[24/25] vs. #12/11 N. Carolina#	L	65-82
3/15	[22/25] vs. Loyola Chicago\$	L	62-64

Season Totals: 2361-2173

! Reading, Pa.

@ Big Ten/ACC Challenge

% Hoophall Miami Invitational (Miami, Fla. –AAArena)

^ Diamond Head Classic (Honolulu, Hawai'i)

* ACC Game

ACC Tournament (Brooklyn, N.Y.)

\$ NCAA Tournament (Dallas, Texas)

YEAR-BY-YEAR RESULTS

[] MIAMI RANK #OPPONENT RANK

2018-19

Record: 14-18, 5-13 ACC

Jim Larrañaga, Head Coach

11/9	Lehigh	W	83-62
11/13	Stephen F. Austin	W	96-58
11/17	Bethune-Cookman	W	78-70
11/22	vs. La Salle^	W	85-49
11/23	vs. Fresno State^	W	78-76
11/25	vs. Seton Hall^	L	81-83
11/28	Rutgers@	L	54-57
12/1	vs. Yale%	L	54-57
12/4	at Penn	L	75-89
12/19	Houston Baptist	W	80-73
12/22	Florida Atlantic	W	75-55
12/29	Campbell	W	73-62
1/3	#18/19 NC State*	L	82-87
1/6	at Louisville*	L	73-90
1/9	at #13/13 Florida State*	L	62-68
1/12	Wake Forest*	W	76-65
1/19	#13/15 North Carolina*	L	76-85
1/24	at Syracuse*	L	53-73
1/27	#RV/23 Florida State*	L	66-78
1/30	#12/11 Virginia Tech*	L	70-82
2/2	at #3 Virginia*	L	46-56
2/6	Notre Dame*	W	62-47
2/9	at #8 North Carolina*	L OT	85-88
2/13	Clemson*	W	65-64
2/17	at Boston College*	L	57-64
2/23	Georgia Tech*	W	80-65
2/26	at Wake Forest*	L	75-76
3/2	at #3/2 Duke*	L	57-87
3/5	Pittsburgh*	W	76-63
3/8	at #15/16 Virginia Tech*	L	70-84
3/12	Wake Forest#	W	79-71
3/13	#16/15 Virginia Tech#	L	56-71
Season Totals:			2297-2275

@ ACC/Big Ten Challenge

% Hoophall Miami Invitational (Miami, Fla. –AAArena)

^ Wooden Legacy (Fullerton, Calif.)

* ACC Game

ACC Tournament (Charlotte, N.C.)

2019-20

Record: 15-16, 7-13 ACC

Jim Larrañaga, Head Coach

11/5	#5/5 Louisville*	L	74-87
11/8	Florida Atlantic	W	74-60
11/12	at UCF	W	79-70
11/16	Quinnipiac	W	80-52

11/21	vs. Missouri State^	W	74-70
11/22	vs. Florida^	L	58-78
11/24	vs. Connecticut^	L	55-80
12/2	at Illinois@	W	81-79
12/14	Alabama A&M	W	88-74
12/17	vs. Temple%	W	78-77
12/21	Coppin State	W	91-60
12/31	at Clemson*	W OT	73-68
1/4	#2/2 Duke*	L	62-95
1/7	at 13/11 Louisville*	L	58-74
1/12	Pittsburgh*	W	66-58
1/15	at NC State*	L	63-80
1/18	#9/9 Florida State*	L OT	79-83
1/21	at #8/8 Duke*	L	59-89
1/25	at North Carolina*	L	71-94
1/28	Virginia Tech*	W	71-61
2/2	at Pittsburgh*	L	57-62
2/5	NC State*	L	72-83
2/8	at #8/8 Florida State*	L	81-99
2/12	Boston College*	W	85-58
2/15	Wake Forest*	W	71-54
2/19	at Virginia Tech*	W 3OT	102-95
2/23	at Notre Dame*	L	71-87
2/29	at Georgia Tech*	L	57-63
3/4	#22/22 Virginia*	L	44-46
3/7	Syracuse*	W OT	69-65
3/11	vs. Clemson#	L	64-69

Season Totals: 2207-2270

* ACC Game

^ Charleston Classic (Charleston, S.C.)

@ Big Ten/ACC Challenge

% Air Force Reserve Basketball Hall of Fame

Invitational (Brooklyn, N.Y.)

ACC Tournament (Greensboro, N.C.)

2020-21

Record: 10-17, 4-15 ACC

Jim Larrañaga, Head Coach

11/29	North Florida	W	77-59
12/4	Stetson	W	82-60
12/8	Purdue@	W	58-54
12/12	FGCU	L	62-66
12/16	Pittsburgh*	L	55-70
12/19	Jacksonville	W	73-64
12/29	at #24/RV Virginia Tech*	L	78-80
1/2	Clemson*	L	65-66
1/5	North Carolina*	L	65-67
1/9	at NC State*	W	64-59
1/12	at Boston College*	L	62-84
1/16	#16/18 Louisville*	W	78-72

YEAR-BY-YEAR RESULTS

[] MIAMI RANK #OPPONENT RANK

1/19	at Syracuse*	L	57-83
1/24	Notre Dame*	L	59-73
1/27	at #16/16 Florida State*	L	59-81
1/30	at Wake Forest*	L	54-66
2/1	Duke*	W	77-75
2/6	#16/16 Virginia Tech*	L OT	76-80
2/14	at Notre Dame*	L	61-71
2/20	Georgia Tech*	L	60-87
2/24	#11/9 Florida State*	L	71-88
2/27	at Clemson*	L	58-66
3/1	at #21/20 Virginia*	L	51-62
3/5	Boston College*	W	80-76
3/9	vs. Pittsburgh#	W	79-73
3/10	vs. Clemson#	W	67-64
3/11	vs. Georgia Tech#	L	66-70

Season Totals: 1794-1916

@ ACC/Big Ten Challenge

* ACC Game

ACC Tournament (Greensboro, N.C.)

2021-22

Record: 26-11, 14-6 ACC

NCAA Elite Eight

Jim Larrañaga, Head Coach

11/9	Canisius	W	77-67
11/13	UCF	L	89-95
11/16	at Florida Atlantic	W	68-66
11/21	Florida A&M	W	86-59
11/25	vs. Dayton^	L	60-76
11/26	vs. North Texas^	W	69-63
11/28	vs. #10/9 Alabama^	L	64-96
12/1	at Penn State@	W	63-58
12/4	Clemson*	W	80-75
12/8	Lipscomb	W	76-59
12/12	vs. Fordham%	W	72-66
12/20	Stetson	W	82-72
12/29	NC State*	W	91-83
1/1	Wake Forest*	W	92-84
1/5	Syracuse*	W	88-87
1/8	at #2/2 Duke*	W	76-74
1/11	at Florida State*	L	64-65
1/18	North Carolina*	W	85-57
1/22	Florida State*	L	60-61
1/26	at Virginia Tech*	W	78-75
1/29	at Georgia Tech*	W	73-62
2/2	Notre Dame*	L	64-68
2/5	at Virginia*	L	58-71
2/9	Georgia Tech*	W	79-70
2/12	at #RV/25 Wake Forest*	W	76-72

2/16	at Louisville*	W	70-63
2/19	Virginia*	W	71-74
2/22	at Pittsburgh*	W	85-64
2/26	Virginia Tech*	L	70-71
3/2	at Boston College*<	W	81-70
3/5	at Syracuse	W	75-72
3/10	vs. Boston College#	W OT	71-69
3/11	vs. #7/7 Duke#	L	76-80
3/18	vs. #21/22 Southern Cal\$	W	68-66
3/20	vs. #8/7 Auburn\$	W	79-61
3/25	vs. Iowa State\$\$	W	70-56
3/27	vs. #3/3 Kansas\$\$	L	50-76

Season Totals: 2736-2603

^ ESPN Events Invitational (Kissimmee, Fla.)

@ Big Ten/ACC Challenge

* ACC Game

% Basketball Hall of Fame Invitational (Brooklyn, N.Y.)

< Jim Larrañaga's 221st win at Miami (program record)

ACC Tournament (Brooklyn, N.Y.)

\$ NCAA Tournament (Greenville, S.C.)

\$\$ NCAA Tournament (Chicago, Ill.)



2022-23

MIAMI HURRICANES

MEN'S BASKETBALL SCHEDULE

OCT 30	<i>IUP (EXHIBITION)</i>
NOV 7	LAFAYETTE
NOV 11	UNC GREENSBORO
NOV 15	FLORIDA A&M
NOV 19	VS. PROVIDENCE
NOV 20	VS. MARYLAND/SAINT LOUIS
NOV 23	ST. FRANCIS BROOKLYN
NOV 27	AT UCF
NOV 30	RUTGERS
DEC 4	AT LOUISVILLE
DEC 7	CORNELL
DEC 10	NC STATE
DEC 17	ST. FRANCIS (PA)
DEC 20	VIRGINIA
DEC 28	VERMONT
DEC 30	AT NOTRE DAME
JAN 4	AT GEORGIA TECH
JAN 11	BOSTON COLLEGE
JAN 14	AT NC STATE
JAN 16	SYRACUSE
JAN 21	AT DUKE
JAN 24	AT FLORIDA STATE
JAN 28	AT PITTSBURGH
JAN 31	VIRGINIA TECH
FEB 4	AT CLEMSON
FEB 6	DUKE
FEB 11	LOUISVILLE
FEB 13	AT NORTH CAROLINA
FEB 18	WAKE FOREST
FEB 21	AT VIRGINIA TECH
FEB 25	FLORIDA STATE
MAR 4	PITTSBURGH



HOME

AWAY

NEUTRAL

