



# 2022-23 @CANESHOOPS GAME NOTES

Miami Athletics Communications • 5821 San Amaro Drive • Coral Gables, FL 33146 • MiamiHurricanes.com  
Director of Communications: Alex Schwartz • Email: alexschwartz@miami.edu • Phone: 609-802-3674/305-284-3249  
Twitter: @CanesHoops | Instagram: @CanesHoops | Facebook: /CanesHoops

## RUN, MIAMI, RUN

**1.20** Per Synergy Sports, Miami's 1.20 PPP in transition ranked second nationally, behind Western Kentucky's 1.205 mark.

## RARE AIR

**4** Four (4) coaches own at least 150 wins at three-plus DI schools: Jim Larrañaga, John Calipari, Lefty Driesell and Cliff Ellis.

## HIGH-FLYING HURRICANES

**9** After Miami averaged 2.24 dunks per game in 2021-22, five Hurricanes combined for nine (9) dunks in the exhibition win.

## NOT ONCE, NOT TWICE

**18** Miami is the only DI team to win three games in the last two years in which it trailed by 18-plus points: 12/8/20 vs. Purdue (20), 1/5/22 vs. Syracuse (18) and 3/5/22 at Syracuse (18).

## SENSATIONAL 2021-22 SEASON

**26** At 26-11, Miami logged its third-most wins ever, trailing only the Coach L-led 2012-13 (29-7) and 2015-16 (27-8) campaigns.

## QUALITY QUARTET (MORE ON PAGE 7)

**60.6** Jordan Miller, Norchad Omier, Nijel Pack and Isaiah Wong combined to average 60.6 points per game last year.

## ALL ALONE

**100** Jim Larrañaga is the only coach in NCAA history with 100-plus conference wins in three DI leagues and/or at three DI schools.

## SIGNIFICANT STRIDES

**105** After going 43-69 (.384) in ACC play from 2004-11, Miami is 105-96 (.522) in Jim Larrañaga's 11 seasons, good for the fifth-most ACC wins of any team in the league over that span.

## WINNING WAYS

**696** Sporting a 696-475 career record, Jim Larrañaga is ninth in victories among active DI coaches and No. 34 all-time (min. 10 years at DI school). *More on pages 17-18*

## 2022-23 SCHEDULE

DATE	OPPONENT	TIME/SCORE (TV)
OCT. 30	[RV/RV] IUP (EXHIB.)	W, 89-55 (ACCNX)
NOV. 7	[RV/RV] LAFAYETTE	7:30 p.m. (ACCNX)
NOV. 11	[RV/RV] UNC GREENSBORO	7 p.m. (ACCNX)
NOV. 15	FLORIDA A&M	7 p.m. (ACCNX)
Nov. 19	vs. Providence <sup>A</sup>	4 p.m. (ESPNNews)
Nov. 20	vs. Maryland/Saint Louis <sup>A</sup>	1/3 p.m. (ESPN/2/U)
NOV. 23	ST. FRANCIS BROOKLYN	6:30 p.m. (ACCN)
Nov. 27	at UCF	5 p.m. (ESPNU)
NOV. 30	RUTGERS+	7:15 p.m. (ESPN/2/U)
Dec. 4	at Louisville*	1 p.m. (ACCN)
DEC. 7	CORNELL	7 p.m. (RSN)
DEC. 10	NC STATE*	2 p.m. (RSN)
DEC. 17	ST. FRANCIS (PA)	12 p.m. (RSN)
DEC. 20	VIRGINIA*	8:30 p.m. (ACCN)
DEC. 28	VERMONT	8 p.m. (ACCN)
Dec. 30	at Notre Dame*	TBD (TBD)
Jan. 4	at Georgia Tech*	7 p.m. (RSN)
JAN. 11	BOSTON COLLEGE*	7 p.m. (ESPN/2/U)
Jan. 14	at NC State*	12 p.m. (RSN)
JAN. 16	SYRACUSE*	7 p.m. (ACCN)
Jan. 21	at Duke*	12 p.m. (ESPN)
Jan. 24	at Florida State*	7 p.m. (ESPN/2/U)
Jan. 28	at Pittsburgh*	4 p.m. (ESPNU)
JAN. 31	VIRGINIA TECH*	7 p.m. (ESPNU)
Feb. 4	at Clemson*	3 p.m. (ACCN)
FEB. 6	DUKE*	7 p.m. (ESPN)
FEB. 11	LOUISVILLE*	7 p.m. (ACCN)
Feb. 13	at North Carolina*	7 p.m. (ESPN)
FEB. 18	WAKE FOREST*	2 p.m. (RSN)
Feb. 21	at Virginia Tech*	7 p.m. (ESPN/2/U/ACCN)
FEB. 25	FLORIDA STATE*	2/4 p.m. (ESPN/2)
MARCH 4	PITTSBURGH*	6 p.m. (ACCN)
March 7-11	ACC Tournament (Greensboro, N.C.)	TBD (TBD)

**BOLD CAPS** - home game, played at the Watsco Center in Coral Gables, Fla.  
\* - ACC game  
<sup>A</sup> - Naismith Basketball Hall of Fame Tip-Off Tournament (Uncasville, Conn.)  
+ - ACC/Big Ten Challenge (Coral Gables, Fla.)  
[XX/XX] - Miami ranking  
*All times Eastern and subject to change*

## GAME 1 | NOV. 7, 2022 • 7:30 P.M. ET • CORAL GABLES, FLA.



### RV/RV MIAMI HURRICANES (0-0, 0-0 ACC)

Head Coach: Jim Larrañaga (Providence, 1971)  
Record at UM: 226-141 (12th season), Career Record: 696-475 (39th season)

VS



### LAFAYETTE LEOPARDS (0-0, 0-0 PL)

Head Coach: Mike Jordan (Penn., 2000)  
Record at LC: 0-0 (first season), Career Record: 0-0 (first season)

### SERIES HISTORY

**All-Time:** 4-1 (3-1 since rebirth) | **Home:** 3-1 | **Away:** 0-0 | **Neutral:** 1-0 | **Coach L:** 0-0 (0-0 at UM)  
**Streak:** Won 3 | **Last Meeting:** 98-66 home win (Nov. 25, 2006) | **First Meeting:** 78-75 home win (Jan. 11, 1971)

### BROADCAST INFORMATION

**ACCNX** • Play-by-Play: Kyle Sielaff • Color: Murray Jarman | es.pn/3UjqWdP  
**FM 96.5 HD-2** • Joe Zagacki • Danny Rabinowitz | audacy.com/hardrock965/listen  
**FM 90.5 WVUM** • Wyatt Kopelman • John Reynolds | wvum.org

## NEWS & NOTES

### HIGH PRAISE

Miami finished fourth in the ACC preseason poll, behind only North Carolina, Duke and Virginia. The slot is tied for the highest mark in program history, matching the 2017-18 and 2008-09 seasons. The Hurricanes earned two first-place votes, tied with Duke for third-most. It marked the first time Miami ever logged multiple first-place nods.

### ELITE ENDING

After reaching the Elite Eight for the first time in program history in 2021-22, the Hurricanes finished No. 16 in the Ferris Mowers Coaches Poll, earning 264 points in the balloting to tie eight-time NCAA champion Kentucky. It marked the fourth-highest final Coaches Poll ranking in program history, trailing the eighth-place finish in 2015-16, the No. 10 spot in 2012-13 and the co-No. 12 position in 1998-99.

### TAKING THE SHOW ON THE ROAD

Miami (16-6) was one of just eight DI teams with 16-plus non-home wins, alongside Kansas (18), Villanova (18), Duke (17), Arizona (16), Houston (16), Murray State (16) and South Dakota State (16). The Hurricanes went 10-2 on the road to tie for fifth in such victories, with Villanova (10-5) the only other Power Six team to reach double figures. Of the 10 DI teams with 10-plus road wins, only Miami and Murray State (11-1) had fewer than three losses.

### TWO TOP-10 TRIUMPHS

The Hurricanes logged two top-10 wins last season, notching a 76-74 triumph at No. 2 Duke and taking down No. 8/7 Auburn, 79-61, in the NCAA Tournament Round of 32. Miami was one of 22 teams with multiple wins over AP top-10 teams, including one of 17 with two top-eight victories. The Hurricanes were one of only six teams with two AP top-10 wins away from home, alongside Duke, North Carolina (three), Oregon, St. Peter's and Virginia Tech. Only the Hurricanes, Tar Heels and Ducks had two non-home wins versus AP top-eight foes.

### HURRICANE HERO

Jim Larrañaga, who will enter the UM Sports HOF in 2023, is first at Miami with 226 victories and third with a .616 winning percentage. His seven 20-win seasons are the most by a Miami coach and over a third of the program's total (19). Coach L has led The U to all four of its 25-win years, five of its 11 NCAA Tournament bids, seven of its 11 wins in the NCAA field, three of its four Sweet 16 trips, its lone Elite Eight berth and a sweep of the 2013 ACC titles.

### LAFAYETTE

The Leopards, who went 10-20 (7-11 PL) last year, are under the direction of a new coach, Mike Jordan. Picked No. 10 in the Patriot League preseason poll, Lafayette's leading returning scorer is junior forward Kyle Jenkins (10.5 ppg).

## PROJECTED STARTERS

	ISIAH WONG	CAREER HIGHS	NOTES
<b>3</b>	4Yr Jr.   G   6-4   184 Piscataway, N.J.	Pts: 30 Stl: 3 Reb: 12 Blk: 2 Ast: 6 Min: 42	2x Preseason First Team All-ACC; 10+ in 45 of last 53 games (15+ 31x, 20+ 16x)
<b>11</b>	JORDAN MILLER 5Yr Jr.   G   6-7   195 Middleburg, Va.	Pts: 30 Stl: 7 Reb: 15 Blk: 3 Ast: 5 Min: 48	No. 43 in 2P% (65.5; 128/197), per KenPom last year; 13.6p & 6.6r in last eight outings
<b>15</b>	NORCHAD OMIER 3Yr So.   F   6-7   248 Bluefields, Nicaragua	Pts: 35 Stl: 5 Reb: 26 Blk: 6 Ast: 3 Min: 39	2022 Sun Belt POY & DPOY; Top-eight last year in RPG, D-Ds (20), FG% (63.2)
<b>24</b>	NIJEL PACK 3Yr So.   G   6-0   184 Indianapolis, Ind.	Pts: 35 Stl: 4 Reb: 8 Blk: 2 Ast: 9 Min: 42	2021-22 First Team All-Big 12; Fifth in NCAA with a 43.6 3P% last year
<b>55</b>	WOOGA POPLAR 2Yr So.   G   6-5   192 Philadelphia, Pa.	Pts: 12 Stl: 2 Reb: 6 Blk: 0 Ast: 4 Min: 20	Scored 12 points in third collegiate game; Career-high six boards in win at No. 2 Duke



## NUMERICAL ROSTER

NO.	NAME	POS.	HT.	WT.	YR.	CL.	HOMETOWN / LAST SCHOOL
0	AJ Casey	F	6-9	213	1Yr	Fr.	Chicago, Ill. / Whitney Young
1	Anthony Walker	F	6-9	215	4Yr	Jr.	Baltimore, Md. / Brewster Academy (N.H.)
2	Isaiah Wong	G	6-4	184	4Yr	Jr.	Piscataway, N.J. / Monsignor Bonner (Pa.)
3	Christian Watson	G	6-7	209	1Yr.	Fr.	Lanham, Md. / St. John's College HS (D.C.)
4	Bensley Joseph	G	6-2	207	2Yr.	So.	Arlington, Mass. / Putnam Science Academy (Conn.)
5	Harlond Beverly	G	6-6	200	4Yr	Jr.	Detroit, Mich. / Montverde Academy (Fla.)
10	Filippos Gkogkos	G	6-4	200	4Yr	Jr.	Athens, Greece / International School of Bucharest (Romania)
11	Jordan Miller	G	6-7	195	5Yr	Sr.	Middleburg, Va. / George Mason / Loudoun Valley
12	Favour Aire	C	6-11	215	1Yr.	Fr.	Ekpoma, Nigera / Bishop McNamara (Md.)
13	Jakai Robinson	G	6-5	208	2Yr	RFr.	Ossining, N.Y. / Rock Creek Christian Academy (Md.)
15	Norchad Omier	F	6-7	248	3Yr.	So.	Bluefields, Nicaragua / Arkansas State / Miami Prep (Fla.)
23	Danilo Jovanovich	F	6-8	219	1Yr.	Fr.	Milwaukee, Wis. / Whitnall
24	Nijel Pack	G	6-0	184	3Yr.	So.	Indianapolis, Ind. / Kansas State / Lawrence Central
32	Thomas Oosterbroek	F	6-8	215	2Yr	So.	Amsterdam, Netherlands / Brentwood School (Calif.)
55	Wooga Poplar	G	6-5	192	2Yr	So.	Philadelphia, Pa. / Math, Civics and Sciences Charter School

## ALPHABETICAL ROSTER

NO.	NAME	POS.	HT.	WT.	YR.	CL.	HOMETOWN / LAST SCHOOL
12	Favour Aire	C	6-11	215	1Yr.	Fr.	Ekpoma, Nigera / Bishop McNamara (Md.)
5	Harlond Beverly	G	6-6	200	4Yr	Jr.	Detroit, Mich. / Montverde Academy (Fla.)
0	AJ Casey	F	6-9	213	1Yr	Fr.	Chicago, Ill. / Whitney Young
10	Filippos Gkogkos	G	6-4	200	4Yr	Jr.	Athens, Greece / International School of Bucharest (Romania)
4	Bensley Joseph	G	6-2	207	2Yr.	So.	Arlington, Mass. / Putnam Science Academy (Conn.)
23	Danilo Jovanovich	F	6-8	219	1Yr.	Fr.	Milwaukee, Wis. / Whitnall
11	Jordan Miller	G	6-7	195	5Yr	Sr.	Middleburg, Va. / George Mason / Loudoun Valley
15	Norchad Omier	F	6-7	248	3Yr.	So.	Bluefields, Nicaragua / Arkansas State / Miami Prep (Fla.)
32	Thomas Oosterbroek	F	6-8	215	2Yr	So.	Amsterdam, Netherlands / Brentwood School (Calif.)
24	Nijel Pack	G	6-0	184	3Yr.	So.	Indianapolis, Ind. / Kansas State / Lawrence Central
55	Wooga Poplar	G	6-5	192	2Yr	So.	Philadelphia, Pa. / Math, Civics and Sciences Charter School
13	Jakai Robinson	G	6-5	208	2Yr	RFr.	Ossining, N.Y. / Rock Creek Christian Academy (Md.)
1	Anthony Walker	F	6-9	215	4Yr	Jr.	Baltimore, Md. / Brewster Academy (N.H.)
3	Christian Watson	G	6-7	209	1Yr.	Fr.	Lanham, Md. / St. John's College HS (D.C.)
2	Isaiah Wong	G	6-4	184	4Yr	Jr.	Piscataway, N.J. / Monsignor Bonner (Pa.)

NOTE: "YR." indicates number of years as a college student and "CL." indicates athletic class without the 2020-21 season counting towards eligibility

## COACHING STAFF

**Head Coach:** Jim Larrañaga (Providence '71, 12th season)

**Associate Head Coach:** Bill Courtney (Bucknell '92, fourth season)

**Assistant Coach:** DJ Irving (Boston University '14, second season)

**Assistant Coach:** Kotie Kimble (Coastal Carolina '07, first season)

**Director of Basketball Operations:** Jeff Dyer (Delaware '14, sixth season, second as DOBO)

**Associate Director of Basketball Operations:** Joe Gimbel (Temple '18, second season)

**Operations Specialist:** Jimmy Polisi (Temple '20, first season)

**Strength & Conditioning Coach:** Preston Greene (Clemson '99, first season)

**Athletic Trainer:** Sam Johnson (Grand Valley State [Mich.] '14, second season)

**Physical Therapist:** Tommy Otley (Asbury [Ky.] '17, first season)

## PRONUNCIATION GUIDE

**Jim Larrañaga:** Lare-Uh-NAY-Guh

**Joe Gimbel:** GIMM-Bull

**Favour Aire:** FAY-Vurr (like "Favor") EYE-Ray

**Filippos Gkogkos:** Fill-EEP-Ose GO-Gose

**Danilo Jovanovich:** DAHN-Ih-Low Yo-VAHN-Uh-Vich

**Norchad Omier:** Oh-MEER

**Thomas Oosterbroek:** OAST-Uhr-Brook

**Nijel Pack:** NYE-Juhl (like "Nigel")

**Wooga Poplar:** WUH-Guh POP-Lurr

**Jakai Robinson:** Juh-KYE

## RETURNERS (9)

- No. 1 Anthony Walker
- No. 2 Isaiah Wong\*
- No. 5 Harlond Beverly
- No. 4 Bensley Joseph
- No. 10 Filippos Gkogkos
- No. 11 Jordan Miller\*
- No. 13 Jakai Robinson
- No. 32 Thomas Oosterbroek
- No. 55 Wooga Poplar

\* returning starter

## FRESHMEN (5)

- No. 0 AJ Casey
- No. 3 Christian Watson
- No. 12 Favour Aire
- No. 13 Jakai Robinson (RFr.)
- No. 23 Danilo Jovanovich

## SOPHOMORES (5)

- No. 4 Bensley Joseph
- No. 15 Norchad Omier (3rd year)
- No. 24 Nijel Pack (3rd year)
- No. 32 Thomas Oosterbroek
- No. 55 Wooga Poplar

## JUNIORS (4)

- No. 1 Anthony Walker (4th year)
- No. 2 Isaiah Wong (4th year)
- No. 5 Harlond Beverly (4th year)
- No. 10 Filippos Gkogkos (4th year)

## SENIORS (1)

- No. 11 Jordan Miller (5th year)

## BY LOCATION

### MARYLAND (2)

- No. 1 Anthony Walker
- No. 3 Christian Watson

### NEW YORK (1)

- No. 13 Jakai Robinson

### ILLINOIS (1)

- No. 0 AJ Casey

### INDIANA (1)

- No. 24 Nijel Pack

### MASSACHUSETTS (1)

- No. 4 Bensley Joseph

### MICHIGAN (1)

- No. 5 Harlond Beverly

### NEW JERSEY (1)

- No. 2 Isaiah Wong

### PENNSYLVANIA (1)

- No. 55 Wooga Poplar

### VIRGINIA (1)

- No. 11 Jordan Miller

### WISCONSIN (1)

- No. 23 Danilo Jovanovich

### INTERNATIONAL (4)

- No. 10 Filippos Gkogkos (Greece)
- No. 32 Thomas Oosterbroek (Netherlands)
- No. 15 Norchad Omier (Nicaragua)
- No. 12 Favour Aire (Nigeria)



# PLAYER SPOTLIGHTS




**#0 AJ CASEY**  
1Yr Fr. • F • 6-9 • 213  
Chicago, Ill.

	GP-GS	PPG	RPG	APG	MPG
2021-22	-	-	-	-	-
CAREER	-	-	-	-	-



**#1 ANTHONY WALKER**  
4Yr Jr. • F • 6-9 • 215  
Baltimore, Md.

	GP-GS	PPG	RPG	APG	MPG
2021-22	37-2	4.9	2.5	0.6	14.0
CAREER	88-18	5.8	3.0	0.6	17.2



**#2 ISAIAH WONG**  
4Yr Jr. • G • 6-4 • 184  
Piscataway, N.J.

	GP-GS	PPG	RPG	APG	MPG
2021-22	37-36	15.3	4.3	2.0	33.8
CAREER	95-75	13.3	4.0	1.8	30.2



**#3 CHRISTIAN WATSON**  
1Yr Fr. • G • 6-7 • 209  
Lanham, Md.

	GP-GS	PPG	RPG	APG	MPG
2021-22	-	-	-	-	-
CAREER	-	-	-	-	-



**#4 BENSLEY JOSEPH**  
2Yr So. • G • 6-2 • 207  
Arlington, Mass.

	GP-GS	PPG	RPG	APG	MPG
2021-22	36-0	2.3	1.6	0.8	13.4
CAREER	36-0	2.3	1.6	0.8	13.4



**#5 HARLOND BEVERLY**  
4Yr Jr. • G • 6-6 • 200  
Detroit, Mich.

	GP-GS	PPG	RPG	APG	MPG
2021-22	4-0	0.5	1.8	1.3	9.3
CAREER	54-20	6.6	3.0	2.6	22.2



**#10 FILIPPOS GKOGKOS**  
4Yr Jr. • G • 6-4 • 200  
Athens, Greece

	GP-GS	PPG	RPG	APG	MPG
2021-22	6-0	0.0	0.2	0.0	1.0
CAREER	17-0	0.0	0.3	0.0	1.5



**#11 JORDAN MILLER**  
5Yr Sr. • G • 6-7 • 195  
Middleburg, Va.

	GP-GS	PPG	RPG	APG	MPG
2021-22	36-31	10.0	5.9	1.1	30.8
CAREER	105-97	12.0	5.9	1.3	31.5



**#12 FAVOUR AIRE**  
1Yr Fr. • C • 6-11 • 215  
Ekpoma, Nigeria

	GP-GS	PPG	RPG	APG	MPG
2021-22	-	-	-	-	-
CAREER	-	-	-	-	-



**#13 JAKAI ROBINSON**  
2Yr RFr. • G • 6-5 • 208  
Ossining, N.Y.

	GP-GS	PPG	RPG	APG	MPG
2021-22	-	-	-	-	-
CAREER	-	-	-	-	-



**#15 NORCHAD OMIER**  
3Yr So. • F • 6-7 • 248  
Bluefields, Nicaragua

	GP-GS	PPG	RPG	APG	MPG
2021-22	29-28	17.9	12.2	1.2	28.9
CAREER	52-50	15.6	12.2	1.0	27.9




**#23 DANILO JOVANOVIĆ**  
1Yr Fr. • F • 6-8 • 219  
Milwaukee, Wis.

	GP-GS	PPG	RPG	APG	MPG
2021-22	-	-	-	-	-
CAREER	-	-	-	-	-




**#24 NIJEL PACK**  
3Yr So. • G • 6-0 • 184  
Indianapolis, Ind.

	GP-GS	PPG	RPG	APG	MPG
2021-22	29-28	17.4	3.8	2.2	33.0
CAREER	53-52	15.3	3.7	2.9	33.3



**#32 THOMAS OOSTERBROEK**  
2Yr So. • F • 6-8 • 215  
Amsterdam, Netherlands

	GP-GS	PPG	RPG	APG	MPG
2021-22	4-0	0.3	0.0	0.0	1.0
CAREER	4-0	0.3	0.0	0.0	1.0



**#55 WOOGA POPLAR**  
2Yr So. • G • 6-5 • 192  
Philadelphia, Pa.

	GP-GS	PPG	RPG	APG	MPG
2021-22	34-0	2.3	1.4	0.3	8.6
CAREER	34-0	2.3	1.4	0.3	8.6



# THE LAST TIME IT HAPPENED...

## Player Scored 40+ Points

**Miami** Darius Rice (43), vs. Connecticut, 1/20/03  
**Opponent** Sean Singletary (41), vs. Virginia, 3/1/08

## Player Scored 35+ Points

**Miami** Jack McClinton (35), vs. North Carolina, 3/15/09  
**Opponent** Xavier Rathan-Mayes (35), vs. Florida State, 2/25/15

## Player Scored 30+ Points

**Miami** Isaiah Wong (30), vs. Louisville, 1/16/21  
**Opponent** Buddy Boeheim (30), at Syracuse, 3/5/22

## Two Players Scored 20 Points

**Miami** Isaiah Wong (21), Kameron McGusty (20), vs. Auburn in NCAA Tournament, 3/20/22  
**Opponent** Buddy Boeheim (23), Joseph Girard III (23), at Syracuse, 1/19/21

## Three Players Scored 20+ Points

**Miami** Isaiah Wong (25), Sam Waardenburg (21), Kameron McGusty (20), vs. North Carolina, 1/18/22  
**Opponent** Joseph Girard III (26), Jesse Edwards (22), Cole Swider (20), Syracuse, 1/5/22

## Five (not 5+) Players Scored in Double Figures

**Miami** Kameron McGusty (15), Isaiah Wong (14), Charlie Moore (12), Anthony Walker (11), Sam Waardenburg (10), vs. Virginia Tech, 2/26/22  
**Opponent** Quinten Post (14), Brevin Galloway (12), Jaden Zackery (11), James Karnik (10), DeMarr Langford Jr. (10), vs. Boston College in ACC Tour., 3/10/22

## Six (not 6+) Players Scored in Double Figures

**Miami** Chris Lykes (18), Ja'Quan Newton (15), Dewan Huell (14), Lonnie Walker IV (13), Ebuka Izundu (12), DJ Vasiljevic (10), at North Carolina, 2/27/18  
**Opponent** James Karnik (15), Makai Ashton-Langford (13), Frederick Scott (11), Kamari Williams (11), CJ Felder (10), Jay Heath (10), vs. Boston College, 3/5/21

## Seven+ Players Scored in Double Figures

**Miami** Sheldon McClellan (18), Ja'Quan Newton (15), James Palmer (14), Ebuka Izundu (11), Angel Rodriguez (11), Ivan Cruz Uceda (10), Anthony Lawrence II (10), vs. Mississippi State, 11/19/15

## Player Grabbed 15+ Rebounds

**Miami** Nysier Brooks (15), vs. FGCU, 12/8/20  
**Opponent** Jabari Smith (15), vs. Auburn in NCAA Tournament, 3/20/22

## Player Grabbed 20+ Rebounds

**Miami** Reggie Johnson (20), vs. Florida Atlantic, 3/16/11  
**Opponent** Kelly Wise (21), vs. Memphis, 12/21/00

## Two Players Grabbed 10+ Rebounds

**Miami** Nysier Brooks (11) & Elijah Olaniyi (10), vs. Louisville, 1/16/21  
**Opponent** Paolo Banchemo (11) & Mark Williams (10), vs. Duke in ACC Tour., 3/11/22

## Three Players Grabbed 10+ Rebounds

**Miami** Mark Richardson (11), Eric Brown (10), Joe Wylie (10) vs. FIU, 3/6/89  
**Opponent** Matt Harpring (12), Dion Glover (10), Michael Maddox (10), Georgia Tech, 12/27/97

## Player Had 10+ Assists

**Miami** Bruce Brown, Jr. (10), vs. Gardner-Webb, 11/10/17  
**Opponent** Reece Beekman (10), at Virginia, 2/5/22

## Player Had 10+ Blocks

**Miami** Anthony King (10), vs. Florida Atlantic, 11/29/04  
**Opponent** Jarvis Varnado (10), Mississippi State, 12/13/07

## Player Had a Double-Double

**Miami** Jordan Miller (17 pts, 13 reb), vs. Duke in ACC Tournament, 3/11/22  
**Opponent** Jabari Smith (10 pts, 15 reb), vs. Auburn in NCAA Tournament, 3/20/22

## Player Had a Triple-Double

**Miami** Bruce Brown, Jr. (10 pts, 11 reb, 11 ast), vs. Gardner-Webb, 11/10/17  
**Opponent** Brendan Haywood (18 pts, 14 reb, 10 blk), North Carolina, 12/4/00

## Two Players Had Double-Doubles

**Miami** Keith Stone (12 pts, 18 reb) & Isaiah Wong (27 pts, 12 reb), at Virginia Tech, 2/19/20  
**Opponent** RaiQuan Gray (10 pts, 11 reb) & Malik Osborne (11 pts, 10 reb), at Florida State, 1/27/21

## Hit Last-Second Shot to Win

**Miami** Jordan Miller, vs. Boston College in ACC Tournament, fast-break layup at the buzzer off a 50-foot pass to win, 71-69 (OT), 3/10/22  
**Opponent** RayQuan Evans, at Florida State, two free throws with 0.8 seconds remaining to win, 65-64, 1/11/22

## Team Scored 100+ Points

**Miami** 102, at Virginia Tech (3OT), 2/19/20 | In regulation: 105, vs. Mississippi State, 11/19/15  
**Opponent** 103, at Florida State (OT), 1/27/18 | In regulation: 105, at North Carolina, 1/3/07

## Team Scored 90-99 Points

**Miami** 92, vs. Wake Forest, 1/1/22  
**Opponent** 96, vs. Alabama in ESPN Events Invitational, 11/28/21

## Team Scored 50 Points in a Half

**Miami** 58, second half, vs. Syracuse, 1/5/22  
**Opponent** 63, second half, vs. Alabama in ESPN Events Invitational, 11/28/21

## Team Shot 50 Percent in Both Halves

**Miami** .577 (15-26) / .500 (12-24), vs. Boston College in ACC Tournament, 3/10/22  
**Opponent** .519 (14-27) / .564 (13-23), vs. Boston College in ACC Tournament, 3/10/22

## Team Shot 60 Percent in a Half

**Miami** .633 (19-30), second half, at Syracuse, 3/5/22  
**Opponent** .696 (16-23), second half, vs. USC in NCAA Tournament, 3/18/22

## Team Shot 70 Percent in a Half

**Miami** .720 (18-25), second half, vs. Middle Tennessee in Diamond Head Classic, 12/25/17

## Team Shot 60 Percent in a Game

**Miami** .615 (32-52), vs. Wake Forest, 1/1/22  
**Opponent** .600 (30-50), at Virginia, 2/5/22

## Team Shot Under 30 Percent in a Game

**Miami** .279 (17-61), at Louisville, 1/7/20  
**Opponent** .288 (15-52), vs. La Salle in Reading, Pa., 11/22/17

## Team Shot 60 Percent on 3-Pointers in a Game

**Miami** .611 (11-18), at Virginia Tech, 1/26/22  
**Opponent** .600 (12-20), vs. Florida State, 1/27/19

## Team Won by 50+ Points

**Miami** 50, vs. Nova Southeastern (108-58), 11/16/09  
**Opponent** 53, vs. Notre Dame (126-73), 2/22/86

## Team won by 40-49 Points

**Miami** 49, vs. Western Carolina (92-43), 11/11/16  
**Opponent** 41, at North Carolina (105-64), 1/31/07

## Team Won by 30-39 Points

**Miami** 31, vs. Coppin State (91-60), 12/21/19  
**Opponent** 32, vs. Alabama in ESPN Events Invitational (96-64), 11/28/21

## Overtime

Miami won in overtime 71-69 (OT), vs. Boston College in ACC Tournament, 3/10/22  
Miami lost in overtime 80-76 (OT), vs. Virginia Tech, 2/6/21

## Rankings

Miami defeated a ranked opponent 79-61, vs. No. 8/7 Auburn in NCAA Tournament, 3/20/22  
Miami lost to a ranked opponent 76-50, vs. No. 3 Kansas in NCAA Tournament, 3/27/22  
Miami defeated a top-10 opponent 79-61, vs. No. 8/7 Auburn in NCAA Tournament, 3/20/22  
Miami lost to a top-10 opponent 76-50, vs. No. 3 Kansas in NCAA Tournament, 3/27/22  
Miami defeated a top-five opponent 76-74, at No. 2 Duke, 1/8/22  
Miami lost to a top-five opponent 76-50, vs. No. 3 Kansas in NCAA Tournament, 3/27/22

## Comebacks

Miami won when down 10+ points 75-72 (down 18), at Syracuse, 3/5/22  
Miami lost when up 10+ points 80-76 (up 11), vs. No. 7 Duke in ACC Tour., 3/11/22  
Miami won when down 15+ points 75-72 (down 18), at Syracuse, 3/5/22  
Miami lost when up 15+ points 90-73 (up 15), at Louisville, 1/6/19  
Miami won when down 20+ points 58-54 (down 20), vs. Purdue, 12/8/20  
Miami won when down at halftime 75-72 (down 11), at Syracuse, 3/5/22  
Miami lost when up at halftime 76-50 (up 6), vs. No. 3 Kansas in NCAA Tour., 3/27/22  
Miami won when down 10+ at halftime 75-72 (down 11), at Syracuse, 3/5/22  
Miami lost when up 10+ at halftime 77-73 (up 10), vs. Yale at AmericanAirlines Arena, 12/11/18

# THE LAST TIME A MIAMI FRESHMAN...

**Scored 30 Points:** Bruce Brown Jr. (30), vs. North Carolina, 1/28/17  
**Scored 20+ Points:** Isaiah Wong (27), at Virginia Tech, 2/19/20  
**Perfect from Field (5+ att):** Reggie Johnson (RS), 8-of-8, vs. Wake Forest, 3/11/10  
**Perfect from 3-Pt (3+ att):** Anthony Lawrence II, 4-of-4, vs. Notre Dame, 2/3/16  
**Perfect from FT Line (5+ att):** Isaiah Wong, 14-of-14, at Virginia Tech, 2/19/20  
**10+ Rebounds:** Isaiah Wong, 12, at Virginia Tech, 2/19/20  
**10+ Assists:** Bruce Brown, Jr., 10, vs. South Carolina State, 12/6/16  
**5-9 Assists:** Earl Timberlake, 5, vs. North Carolina, 1/5/21  
**5+ Steals:** Earl Timberlake, 5, vs. North Carolina, 1/5/21  
**4+ Blocks:** Raphael Akpejiori, 4, McNeese State, 11/24/10  
**Double-Double:** Isaiah Wong (27 pts, 12 reb), at Virginia Tech, 2/19/20  
**Triple-Double:** Bruce Brown Jr. (11 pts, 11 reb, 10 ast), vs. South Carolina State, 12/6/16



## UPCOMING CAREER MILESTONES

**Bensley Joseph** is 20 minutes away from 500 ... **Jordan Miller** is five blocks away from 50 ... **Nijel Pack** is two rebounds away from 200 ... **Wooga Poplar** is three rebounds away from 50 ... **Anthony Walker** is three made free throws away from 100, four free-throw attempts from 150 and five made field goals from 200 ... **Isaiah Wong** is eight free-throw attempts away from 350.

## TEAM STREAKS (\* = INCLUDES PRIOR SEASON[S])

<b>Overall</b>	Lost 1	<b>Non-Con</b>	Lost 1	<b>Making More 3Ps</b>	Won 1
<b>Home</b>	Lost 2	<b>Non-Con Home</b>	Won 3	<b>Making Fewer 3Ps</b>	Lost 1
<b>Away</b>	Won 5	<b>Non-Con Away</b>	Won 4*	<b>Outrebounding Opp.</b>	Won 10*
<b>Neutral</b>	Lost 1	<b>vs. Ranked</b>	Lost 1	<b>Opp. Outrebounds</b>	Lost 1
<b>ACC</b>	Won 2	<b>Overtime</b>	Won 1	<b>Scoring 70-Plus</b>	Won 2
<b>ACC Home</b>	Lost 2	<b>Up at Half</b>	Lost 1	<b>Allowing 70-Plus</b>	Lost 2
<b>ACC Away</b>	Won 5	<b>Down at Half</b>	Won 3	<b>4-Plus Score 10-Plus</b>	Won 4

## 2021-22 STARTING LINEUPS (5)

- ~ McGusty/J. Miller/Moore/Waardenburg/Wong: 28x, 19-9 record, most recent: 3/27/22
- ~ McGusty/R. Miller Jr./Moore/Waardenburg/Wong: 3x, 2-1 record, most recent: 11/25/21
- ~ Gak/McGusty/J. Miller/Moore/Wong: 3x, 3-0 record, most recent: 1/5/22
- ~ McGusty/Moore/Waardenburg/Walker/Wong: 2x, 2-0 record, most recent: 2/12/22
- ~ Gak/McGusty/R. Miller Jr./Moore/Waardenburg: 1x, 0-1 record, most recent: 2/26/22

## BEATING THE BLUE BLOODS (MORE ON PAGE 9)

During Jim Larrañaga's 11 seasons, the Hurricanes are 14-18 against Duke (7-8) and North Carolina (7-10), tied for the second-most wins—Virginia is 16-16 and Duke is 14-12—by any school against those two teams since 2011-12. Miami has a win over at least one of them in nine of Coach L's 11 years, including each of the first seven, topping both in 2012-13 (four total), 2016-17 and 2021-22. Before his arrival, Miami was 4-31 all-time (2-20 in its ACC era) against the two. The Hurricanes are the only team with at least seven victories over those schools by double digits since 2011-12 (only Duke [six] and Virginia have five) and one of two teams, alongside Duke, with six road wins against the two since then. Miami is also the only team with at least five triumphs by 15-plus (just Louisville and North Carolina have even three), the only team with three decisions by 20-plus (only Ohio State has even two) and the only team with three wins by 25-plus (no one else has two). Duke's most lopsided loss of the last 11 years is to Miami (90-63 on 1/23/13) and it is the third-largest loss ever for an AP No. 1 team. North Carolina's third- and fifth-most lopsided defeats of that stretch are to the Hurricanes (85-57 on 1/18/22 and 87-61 on 2/9/13). In 2012-13, Miami became the first team to beat both schools by 20-plus since Maryland did so in 1974-75.

## QUITE THE COACH

Jim Larrañaga is one of 20 active coaches with 650 victories, including one of 13 at the DI level. He is the 64th of 71 NCAA coaches all-time to reach 650, including the 39th of 45 with DI experience and the 38th of 44 with at least 10 years at that level. Coach L is No. 13 all-time in total victories while serving as an ACC head coach with 226, co-No. 13 in ACC victories (regular season and ACC Tournament) with 117 and No. 12 in ACC league wins with 105, all third-most among active coaches. In addition, Larrañaga, John Calipari, Lefty Driesell and Cliff Ellis are the only four coaches in history with 150-plus wins at three DI schools, while just 24 coaches (eight active) have logged even 100-plus victories at three DI schools (entering 2022-23). Coach L is also among the 16 coaches (seven active) with 200-plus wins at two DI institutions. One of just 22 active DI head coaches who has led a program to the Final Four, Larrañaga (12-10) is among just 32 active head coaches with multiple NCAA Tournament berths and a winning percentage over .500, just 18 of whom have double-digit such appearances.

## THE U TO THE LEAGUE

Miami is one of 27 schools—six are in the ACC—with both four-plus NBA Draft choices over the past six years and a player picked in at least three of those five drafts. In 2017, Davon Reed went No. 32 to the Phoenix Suns. In 2018—the third time Miami has had two players selected, along with 1968 and 1970—Lonnie Walker IV went No. 18 to the San Antonio Spurs and Bruce Brown Jr., went No. 42 to the Detroit Pistons. In 2019, Dewan Hernandez went No. 59 to Toronto Raptors, then the reigning NBA champions.

## MIAMI'S RECORD WHEN...

Record	2021-22		Larrañaga	
	All	ACC	At UM	ACC
All games	26-11	14-6	226-141	105-96
Home	10-5	6-4	125-48	63-38
Away	10-2	8-2	61-64	42-58
Neutral	6-4	—	40-29	—
November	4-3	—	49-17	0-1
December	6-0	2-0	50-15	5-3
January	6-2	6-2	41-44	39-44
February	4-4	4-4	49-39	48-39
March	6-2	3-0	37-25	13-9
April	—	—	0-1	0-0

vs. Top-10 opponents	2-3	1-0	10-27	8-20
vs. Top-25 (includes top-10)	4-3	2-0	24-60	16-46
vs. RV opponents	2-2	2-2	19-14	11-8
vs. Teams over .500 on gameday	14-10	8-6	140-122	74-82
vs. Teams under .500 on gameday	7-1	5-0	56-14	24-12
vs. Teams at .500 on gameday	5-0	1-0	30-5	7-2
While UM in Top 10	—	—	21-10	9-7
While UM in Top 25 (includes top 10)	—	—	58-25	29-17
While UM is RV (only)	9-6	9-6	59-24	29-15
In Top-25 matchups	—	—	8-10	6-6
In Top-10 matchups	—	—	0-3	0-2

Note: above rankings records include teams that were top-25/top-10/RV in either poll, with precedence given to the team's higher ranking

Leading at halftime	17-4	7-3	168-28	72-21
Trailing at halftime	8-6	6-3	47-102	28-69
Tied at halftime	1-1	1-0	11-11	5-6
In overtime games	1-0	—	12-12	8-7
Single overtime	—	—	7-11	5-6
Double overtime	—	—	3-1	2-1
Triple overtime	—	—	1-0	1-0
Leading w/2:00 left in regulation	24-2	12-2	207-16	93-11
Trailing w/2:00 left in regulation	2-9	2-4	15-121	10-81
Tied w/2:00 left in regulation	—	—	4-4	2-4

UM shoots 50% or better from field	11-2	7-2	91-11	34-6
UM shoots 40-49.9% from field	14-6	7-3	111-55	60-42
UM shoots under 40% from field	1-3	0-1	24-75	11-48
Opp. shoots 50% or better from field	5-7	4-2	21-54	13-33
Opp. shoots 40-49.9% from field	14-4	8-4	99-65	52-48
Opp. shoots under 40% from field	7-0	2-0	106-22	40-15
UM shoots 70% or better from line	19-6	12-3	145-77	71-56
UM shoots under 70% from line	7-5	2-3	81-64	34-40
UM makes more 3-point FGs	11-5	7-4	124-49	58-39
UM makes fewer 3-point FGs	13-6	7-2	77-72	36-50
3-point FGs are even	2-0	—	25-20	11-7
4+ Canes in double figures	15-3	11-2	120-38	53-29
3 Canes in double figures	11-5	3-3	83-55	42-34
2 or fewer Canes in double figures	0-3	0-1	23-48	10-33

Outrebounding opponent	7-0	2-0	135-39	55-26
Opponent outrebounds UM	17-11	11-6	81-100	45-68
Tied in rebounds	2-0	1-0	10-2	5-2
UM records 10 or more steals	12-4	7-3	38-18	16-14
UM records fewer than 10 steals	14-7	7-3	188-123	89-82
UM records 15 or more assists	15-4	9-3	86-14	41-12
UM records fewer than 15 assists	11-7	5-3	140-127	64-84
UM commits fewer than 15 turnovers	25-11	13-6	195-118	92-77
UM commits 15 or more turnovers	1-0	1-0	31-23	13-19
UM commits fewer turnovers than opp.	20-7	11-4	138-61	61-41
UM commits more turnovers than opp.	3-1	2-0	70-58	34-40
Tied in turnovers	3-3	1-2	18-22	10-15

Games decided by 3 points or fewer	7-4	4-4	36-28	20-20
Games decided by 4-9 points	9-3	6-1	68-46	41-33
Games decided by 10-19 points	7-2	2-1	77-46	31-30
Games decided by 20-29 points	3-1	2-0	31-17	13-10
Games decided by 30-39 points	0-1	—	12-4	0-3
Games decided by 40+ points	—	—	2-0	—
Playing in morning	2-0	—	6-1	—
Playing in afternoon (12:4-59 p.m.)	6-5	4-2	76-54	41-36
Playing in evening (5 p.m. or later)	18-6	10-4	144-86	64-60

Note: above game times are based off local time at game location

UM scores 49 points or fewer	—	—	2-8	1-6
UM scores 50-59 points	0-2	0-1	12-53	6-35
UM scores 60-69 points	4-5	0-3	52-43	28-24
UM scores 70-79 points	13-3	7-2	93-30	43-26
UM scores 80-89 points	7-1	5-0	49-6	20-4
UM scores 90-99 points	2-0	2-0	16-1	6-1
UM scores 100 or more points	—	—	2-0	1-0
Opponent scores 39 points or fewer	—	—	2-0	—
Opponent scores 40-49 points	—	—	29-2	14-2
Opponent scores 50-59 points	5-0	1-0	67-12	24-9
Opponent scores 60-69 points	10-3	3-3	66-39	34-25
Opponent scores 70-79 points	8-5	7-3	47-49	24-30
Opponent scores 80-89 points	3-1	3-0	13-29	8-23
Opponent scores 90-99 points	0-2	—	2-9	1-6
Opponent scores 100 or more points	—	—	0-1	0-1

## 2022-23 ACC PRESEASON POLL

Miami finished fourth in the ACC preseason poll, tied with 2017-18 and 2008-09 for the highest mark in program history. It also earned multiple first-place votes for the first time ever. The full predicted order of finish is below, with first-place votes in parenthesis.

1. North Carolina (90), 1504	6. Notre Dame, 971	11. Clemson, 528
2. Duke (2), 1339	7. Virginia Tech (1), 921	12. Louisville, 477
3. Virginia (6), 1310	8. Syracuse, 700	13. Boston College, 368
<b>4. Miami (2), 1138</b>	9. Wake Forest, 672	14. Pittsburgh, 320
5. Florida State, 1064	10. NC State, 548	15. Georgia Tech, 260

## NOT MANY LIKE LARRAÑAGA

Jim Larrañaga is among the 14 active DI head coaches with coach of the year honors at three-plus DI schools. Of those, he is one of nine with at least five total honors. The full list, noted with total honors, is below.

~ Dana Altman, Oregon, 7x total	~ Chris Holtmann, Ohio State, 3x total
~ Rick Barnes, Tennessee, 6x total	~ Bob Huggins, West Virginia, 5x total
~ John Calipari, Kentucky, 10x total	~ <b>Jim Larrañaga, Miami, 5x total</b>
~ Mick Cronin, UCLA, 3x total	~ Thad Matta, Butler, 5x total
~ Kermit Davis, Ole Miss, 4x total	~ Bruce Pearl, Auburn, 6x total
~ Ed DeChellis, Navy, 4x total	~ Rick Pitino, Iona, 5x total
~ Cliff Ellis, Coastal Carolina, 5x total	~ Herb Sendek, Santa Clara, 3x total

Thirteen of these 14 individuals—all except Bruce Pearl—have claimed recognitions in three different leagues, as has Georgia's Mike White, making Larrañaga one of 14 active DI head coaches to do so.

## COACHING COORDINATORS

Jim Larrañaga's assistant coaching staff is set up in a coordinator system. Associate head coach Bill Courtney, in his fourth season at Miami, is the offensive coordinator. Kotie Kimble, in his first year with the Hurricanes, is the defensive coordinator. DJ Irving, in his second season at The U, handles the scout for every opponent.

## PERFECTION

The Miami men's basketball team posted its first perfect Graduate Success Rate (GSR) in 2018 and then repeated the feat in 2019, 2020 and 2021. The Hurricanes' 100 score was at least 12 points above the national average, regardless of sport, each year. In addition, University of Miami student-athletes as a whole tallied a 91 in 2021, the ninth time in 10 years and sixth in a row the Hurricanes posted a figure of 90-plus.

## 10 COMMITMENTS OF MIAMI BASKETBALL

Prior to each practice, 10 poster boards are placed on the baseline, each featuring one commitment of Miami basketball. The 10 are as follows:

- ~ We will set our defense every time.
- ~ We will pressure the man with the ball.
- ~ We will pack the lane to prevent penetration.
- ~ We will contest all shots, hands high. Without fouling.
- ~ We will block out, rebound and run.
- ~ We will run for layups and open threes.
- ~ We will share the ball.
- ~ We will penetrate the defense.
- ~ We will create good shots both inside and outside.
- ~ We will attack the offensive boards.

## EXCEEDING EXPECTATIONS

Other than an injury-riddled 2020-21 campaign, Miami has never finished more than one spot lower than it was picked in the ACC preseason poll during Jim Larrañaga's tenure, including overachieving in eight of the 11.

Year	Pre	Final	Mar.	Year	Pre	Final	Mar.
<b>2021-22</b>	12th	4th	+8	<b>2015-16</b>	5th	t-2nd	+3
<b>2020-21</b>	7th	13th	-6	<b>2014-15</b>	10th	t-6th	+4
<b>2019-20</b>	9th	t-10th	-1	<b>2013-14</b>	12th	10th	+2
<b>2018-19</b>	10th	t-11th	-1	<b>2012-13</b>	5th	1st	+4
<b>2017-18</b>	4th	t-3rd	+1	<b>2011-12</b>	5th	t-4th	+1
<b>2016-17</b>	9th	t-7th	+2				

## HERE TO STAY

Miami, per Stadium's Jeff Goodman, was one of nine DI programs that did not have a scholarship player enter the transfer portal during/after the 2021-22 season, alongside Army West Point, Gonzaga, Grambling State, Kansas, LIU Brooklyn, Rutgers, St. John's and Texas A&M-Corpus Christi. Only three of them (Miami, Army West Point and Gonzaga) also had no scholarship transfers in women's basketball.

It also marked the fifth time in six years (2016-22) no Miami scholarship letter winner—a player who appeared in a game—transferred to another school. Among ACC schools, Florida State has even had three such occurrences, while only Louisville, North Carolina and Virginia have even two. Just five Hurricane scholarship letter winners have transferred over the past six years, tied with Florida State for the fewest among ACC schools. Nine of the other 13 teams had 10-plus transfers, including four with 16-plus. The average ACC school has lost 11.9 scholarship letter winners to transfer over the past six years, greater than double Miami's mark.

## CARDIAC GAMES

The Hurricanes notched 13 wins when trailing in the second half last season, all of which are listed below. In nine of those games, Miami, at some point, faced a deficit of seven-plus points, including a deficit of 13-plus in five.

Date	Opponent	Halftime	Top Deficit	Final
11/26/21	vs. North Texas	28-40 (-12)	14 (1H, 0:58)	W, 69-63
12/1/21	at Penn State	29-23 (+6)	5 (2H, 12:14)	W, 63-58
12/4/21	Clemson*	34-40 (-6)	9 (2H, 5:02)	W, 80-75
12/12/21	vs. Fordham	35-37 (-2)	4 (2H, 18:57)	W, 72-66
12/29/21	NC State*	40-41 (-1)	8 (2H, 12:27)	W, 91-83
1/5/22	Syracuse*	30-44 (-14)	18 (1H, 0:59)	W, 88-87
1/8/22	at #2 Duke*	32-32 (0)	8 (1H, 14:49)	W, 76-74
1/26/22	at Virginia Tech*	36-31 (+5)	6 (2H, 6:35)	W, 78-75
2/9/22	Georgia Tech*	34-36 (-2)	14 (1H, 5:56)	W, 79-70
2/12/22	at RV/#25 Wake*	33-40 (-7)	13 (1H, 3:11)	W, 76-72
3/5/22	at Syracuse*	26-37 (-11)	18 (2H, 17:32)	W, 75-72
3/10/22	vs. Boston Coll.	34-32 (+2)	7 (1H, 15:41)	W, 71-69 (OT)
3/18/22	vs. #21/22 USC	31-20 (+11)	4 (2H, 14:42)	W, 68-66

In addition, the Hurricanes trailed Florida State (1/22/22) by 24 at halftime and by 26 in the second half before losing by one, 61-60, to finish just shy of breaking the ACC's largest comeback record (23, thrice).

## LARRAÑAGA'S LONGEVITY

Jim Larrañaga is tied for No. 19 all-time (min. 10 years at a DI school) with 39 years as a head coach and is one of just 21 total individuals to reach that figure. Just four of five coaches are active, as Larrañaga trails just Jim Boeheim (47), Cliff Ellis (45) and Bob Huggins (41), while Greg Kampe is also in his 39th year. In addition, Larrañaga's 1,171 games coached entering the 2022-23 season place him No. 14 all-time (min. 10 years at a DI school). That mark is good for fourth among active DI coaches, behind only Boeheim (1,424), Ellis (1,357) and Huggins (1,315).

## PRIME PROGRAM

During Jim Larrañaga's tenure at Miami (2011-22), the Hurricanes have the fifth-most victories (226) of any team in the ACC for that full stretch. In addition, Miami has the fourth-most road wins (62) and the fourth-most victories away from home (102) of any such program. In conference play only, the Hurricanes own the fifth-most total triumphs (105) and co-fourth-most road wins (42) during that 11-year span.

## QUALITY QUARTET (CONTINUED FROM PAGE 1)

Miami enters 2022-23 with four players who have a 30-point showing in their careers: Jordan Miller (one), Norchad Omier (three), Nijel Pack (three) and Isaiah Wong (one). The only other ACC school with four such individuals is NC State.

Miller (10.0), Omier (17.9), Pack (17.4) and Wong (15.3) all averaged 10-plus points per game last season. North Carolina, NC State and Virginia are the only other ACC teams with four players who averaged double figures at the DI level last year, while Boston College has four total with one doing so for a DII team.

In addition, Miami is the lone team in the ACC that has three players on its roster who averaged 15-plus points per game in 2021-22 and the only ACC team with two players who averaged 17-plus points per contest.

## MAJOR MINUTES

Jordan Miller (105/95) is one of nine ACC players who enter 2022-23 with at least 100 appearances and 95 starts as a collegian. The rest of the list is below, sorted by total starts.

- ~ Virginia's Kihei Clark (128/108)
- ~ North Carolina's Leaky Black (128/97)
- ~ Wake Forest's Tyree Appleby (122/98)
- ~ Virginia Tech's Justyn Mutts (119/107)
- ~ Virginia's Jayden Gardner (116/114)
- ~ NC State's Jarkel Joiner (114/101)
- ~ Pittsburgh's Nike Sibande (111/103)
- ~ North Carolina's Armando Bacot (100/99)

## ATHLETIC ACCOMPLISHMENTS

Norchad Omier, who is a team-best plus-4.5 in his wingspan (6-11.5), has a max bench press of 275 pounds, 15 more than any other Hurricane. Second place, at 260, is Jordan Miller who paces the team in standing vertical jump (36), one-step vertical jump (41) and high touch (11-11.5). Anthony Walker leads the way in max power clean (240), while tying with Bensley Joseph atop the list in max front squat (250). Favour Aire tops the team in height (6-11), wingspan (7-3) and reach (110), while Wooga Poplar owns a max-rep chin-up count of 23 to pace the Hurricanes.

## 2021-22 NATIONAL STATISTICAL RANKINGS

Miami finished top-30 in the nation last year in seven statistical categories, including top-20 in five and top-10 in three. The Hurricanes paced the ACC in four of those seven areas.

5. Total Steals	328	led ACC
6. Turnovers Per game	9.5	led ACC
8. Turnover Margin	+4.41	led ACC
15. Assist/Turnover Ratio	1.49	second in ACC
16. Steals Per Game	8.9	led ACC
29. Total Assists	524	fourth in ACC
30. Field-Goal Percentage	47.3	third in ACC

## HAPPY AT HOME

The Hurricanes are 125-48 (.723) at the Watsco Center in Jim Larrañaga's 11 seasons at the helm, including 75-28 (.728) over their last 103 outings. A year-by-year breakdown is below. As a whole, Miami is 220-92 (.705) at the Watsco Center, which opened as the Miami Convocation Center Jan. 4, 2003. Prior to Coach L's arrival, the Hurricanes were 95-44 (.683) there.

Year	Overall	Non-Conf	ACC
2011-12	14-4 (.778)	8-2 (.800)	6-2 (.750)
2012-13	14-1 (.933)	6-0 (1.000)	8-1 (.889)
2013-14	8-8 (.500)	5-2 (.714)	3-6 (.333)
2014-15	12-6 (.667)	7-2 (.778)	5-4 (.556)
2015-16	15-1 (.938)	6-1 (.857)	9-0 (1.000)
2016-17	14-2 (.875)	7-0 (1.000)	7-2 (.778)
2017-18	11-3 (.786)	5-0 (1.000)	6-3 (.667)
2018-19	11-5 (.688)	6-1 (.857)	5-4 (.556)
2019-20	9-5 (.643)	4-0 (1.000)	5-5 (.500)
2020-21	7-8 (.467)	4-1 (.800)	3-7 (.300)
2021-22	10-5 (.667)	4-1 (.800)	6-4 (.600)
2022-23	-	-	-
<b>Totals</b>	<b>125-48 (.723)</b>	<b>62-10 (.862)</b>	<b>63-38 (.624)</b>

## 2022-23 PRO CANES (25)

### NBA (3)

Name	Letter Years	Team
Bruce Brown Jr.*	2016-18	Denver Nuggets
Davon Reed*	2013-17	Denver Nuggets
Lonnie Walker IV*	2017-18	Los Angeles Lakers

### International (22)

Name	Letter Years	Team	Country
Rion Brown*	2010-14	Nanterre 92	Italy
Ivan Cruz Uceda*	2014-16	Lenovo Tenerife	Spain
Guillermo Diaz	2003-06	Cangrejeros de Santurce	Puerto Rico
Deng Gak*	2018-22	Valmiera Glass Vidzemes Augstskola	Latvia
Julian Gamble*	2008-11; 12-13	Bnei Ofek Dist Herzliya	Israel
Gary Hamilton	2002-06	Sendai 89ers	Japan
Dewan Hernandez*	2016-18	Wonju DB Promy	South Korea
Ebuka Izundu*	2015-19	KK FMP Belgrade	Serbia
Tonye Jekiri*	2012-16	Fenerbahçe Basketbol	Turkey
DeQuan Jones*	2008-12	Nishinomiya Storks	Japan
Kenny Kadji*	2011-13	Hapoel Unet Holon	Israel
Shane Larkin*	2011-13	Anadolu Efes S.K.	Turkey
Anthony Lawrence II*	2015-19	Seahorses Mikawa	Japan
Sheldon Mac*	2014-16	Gladiadores de Anzoátegui	Venezuela
Kameron McGusty*	2019-22	UCC Assigeco Piacenza	Italy
Trey McKinney Jones*	2011-13	Gunma Crane Thunders	Japan
Charlie Moore*	2021-22	Belfius Mons-Hainaut	Belgium
Kamari Murphy*	2015-17	GTK Gliwice	Poland
Angel Rodriguez*	2014-16	Vaqueros de Bayamon	Puerto Rico
Keith Stone*	2019-20	Elitzur Shomron	Israel
DJ Vasiljevic*	2016-20	Sydney Kings	Australia
Sam Waardenburg*	2017-20; 21-22	Cairns Taipans	Australia

\* asterisk indicates the individual played for Jim Larrañaga at Miami

Four former Miami players won league titles in 2020-21, led by Shane Larkin doing so in both Turkey and the prestigious EuroLeague. Trey McKinney Jones claimed playoff MVP in his team's run to a Japanese crown, while Rion Brown (Slovenia) and Julian Gamble (Italy) also earned trophies. The following year, in 2021-22, three Miami alumni claimed championships, with Larkin again winning the EuroLeague title, while Angel Rodriguez (Puerto Rico) and DJ Vasiljevic (Australia) doing so in their native domestic leagues.

## TWENTY-ONE OF A KIND

In 2022, No. 10-seeded Miami and No. 15-seeded St. Peter's became the 20th and 21st double-digit seeds to reach the Elite Eight since the field expanded to 64 teams in 1985. That is an average of 0.59 such teams per tournament.

## MAN OF MARCH

After guiding George Mason to the 2006 Final Four as a No. 11-seed, Jim Larrañaga led No. 10-seeded Miami to the 2022 Elite Eight. According to ESPN Stats & Info, he is the first coach in NCAA history to take two different Division I schools to the Elite Eight as a double-digit seed.

## BELOW AVERAGE TO ELITE

Miami, coming off a 10-17 season, became just the second team since the 1985 field expansion to reach the Elite Eight one year after winning 10 games or fewer. The only prior team to do so was Ohio State in 1998-99, as the Buckeyes made the Final Four following an 8-22 campaign.

## TOP-THREE TAKEDOWNS

The Hurricanes won two games last year against teams that finished the year in the top three of the Ferris Mowers Coaches Poll. Miami posted a four-point victory at Duke (1/8/22) and logged a 28-point win over North Carolina (1/18/22) in an 11-day span. The Blue Devils and Tar Heels finished third and second, respectively, in the country. Miami was one of just three schools to tally two decisions over year-end top-three teams, alongside Kentucky and Virginia Tech.

## THREE THIEVES

Three of the four individuals in the ACC who averaged at least 1.75 steals per game last season played for Miami. Virginia's Reece Beekman (2.09) led the conference, but Hurricanes finished 2-3-4 behind him in Charlie Moore (2.03), Kameron McGusty (1.81) and Jordan Miller (1.75).

## INJURY IMPROVEMENT

After nine players combined to miss 113 games due to injury in 2020-21, the highest total of any Power Six team in the country, Miami had just three players combine to miss 33 games in 2021-22. Of those 33 games, 30 came from Harlond Beverly, whose season ended in early December due to a lingering back injury. Rodney Miller Jr., missed two games and Jordan Miller missed one. The Hurricanes had 80 fewer games missed due to injury despite playing 10 more contests in 2021-22 (37) than in 2020-21 (27).

## 2021-22 DUNK COUNTER (83)

Name	Total	Single-Game High
Sam Waardenburg	26	2* (most recent vs. Auburn in NCAA, 3/20/22)
Jordan Miller	19	2* (most recent vs. Iowa State in NCAA, 3/25/22)
Anthony Walker	15	3 (vs. Georgia Tech, 2/9/22)
Isaiah Wong	11	2 (at Louisville, 2/16/22)
Kameron McGusty	6	1* (most recent at Wake Forest, 2/12/22)
Deng Gak	3	1* (most recent at Wake Forest, 2/12/22)
Wooga Poplar	2	1* (most recent at Duke, 1/8/22)
Harlond Beverly	1	1 (vs. Dayton in Kissimmee, Fla., 11/25/21)

## 2021-22 FINAL ACC STANDINGS

After being picked No. 12 in the ACC preseason poll, Miami finished fourth in the league in 2021-22. The plus-eight increase tied Wake Forest for the largest jump of any team in the conference. Below are the year-end ACC standings, with the higher-seeded team listed first in the case of ties.

1.	Duke	16-4	ACC regular season champion
T-2.	Notre Dame	15-5	
T-2.	North Carolina	15-5	
4.	Miami	14-6	
5.	Wake Forest	13-7	
6.	Virginia	12-8	
7.	Virginia Tech	11-9	ACC Tournament champion
8.	Florida State	10-10	
9.	Syracuse	9-11	
10.	Clemson	8-12	
T-11.	Louisville	6-14	
T-11.	Pittsburgh	6-14	
T-11.	Boston College	6-14	
14.	Georgia Tech	5-15	
15.	NC State	4-16	

## THRICE IN TWO DECADES

In five of the last eight years, different schools won the ACC regular season and ACC Tournament titles. The 2021-22 Miami Hurricanes were the only team in those five seasons to win on the road against both ACC champions, as they tallied victories at Duke (regular season) and Virginia Tech (tournament). Over the last 20 seasons (2002-03 to 2021-22), the only other teams to do this were 2011-12 Duke (at North Carolina and Florida State) and 2003-04 Georgia Tech (at Duke and Maryland). Including years where the same school swept the titles, Miami is still the first team to beat both champions on the road since 2017-18 Virginia Tech, which won at Virginia.

## SPECTACULAR STUDENT SHOWINGS

A total of 1,682 students attended Miami's game against Florida State on 1/22/22 to break the record of 1,667 set 12/2/09 versus Minnesota. Then, in the Hurricanes' next home game on 2/2/22 against Notre Dame, the record fell once again, as 1,986 students came to the Watsco Center.

## BEATING THE BEST

Miami finished with a 7-5 record against Quad 1 teams last year, one of just 24 schools in the nation with at least seven such victories. Of those 24, the Hurricanes were among just 15 to fare better than .500 against Quad 1 foes.

## DYNAMIC DEFENSE

The Hurricanes recorded double-digit steals 16 times (12-4) in 2021-22, including in 13 (10-3) of the final 23 games. During Jim Larrañaga's first 10 years at the helm, Miami had 10-plus takeaways 40 times (26-14), an average of 4.0 per season.

## DISHING OUT DIMES

Miami had 20 assists on 29 made field goals in its 2021-22 opener versus Canisius (11/29/21) and also logged 20 assists on 28 makes in the victory over Stetson (12/20/21). Then, over three months later, it posted 21 assists on 26 makes in the NCAA Tournament victory against Iowa State (3/25/22). Miami has tallied 20-plus assists 18 times in Jim Larrañaga's tenure (17-1).



## DOWN GOES DUKE . . . AGAIN

Miami notched a 76-74 road victory at second-ranked Duke on 1/8/22. The win continued the Hurricanes' string of success against the Blue Devils under Jim Larrañaga. During his 11-year tenure at The U, since the start of the 2011-12 campaign, the Hurricanes are 7-8 against Duke, including 7-7 in ACC play, 4-3 at home, 3-4 on the road and 0-1 in the ACC Tournament. During that stretch, Miami is...

- ~ one of only two teams with seven-plus wins over the Blue Devils, joining North Carolina (12-14)
- ~ one of only two teams with at least three road wins at Cameron Indoor Stadium, alongside North Carolina (five)
- ~ one of only two teams with three-plus double-digit wins over Duke, joining North Carolina (four)
- ~ one of only two teams with multiple 15-point victories over the Blue Devils, alongside North Carolina (four)
- ~ one of only two teams with at least a .500 record in ACC play versus Duke, joining Louisville (.500 at 5-5)

With the most recent win over the Blue Devils, Larrañaga became just the fifth coach with multiple road wins over an AP top-five Duke team, per ESPN Stats & Info. He joins Dean Smith (five), Gary Williams (three), Roy Williams (three) and Dave Odom (two) on that list. In his third road win at Duke, the Blue Devils were ranked No. 7 in the AP Poll and No. 5 in the Coaches Poll.

Duke's largest loss of the last 13 seasons, since the start of the 2009-10 campaign, was a 27-point setback, 90-63, at Miami on 1/23/13. It is the third-largest loss ever by an AP No. 1 team and marked the Hurricanes' first win over a top-ranked team in program history.

Before Larrañaga got to Miami, the Hurricanes were just 2-15 (.118) versus Duke, including 0-7 at Cameron Indoor Stadium.

## TOP-TWO TRIUMPH

With its win over Duke, Miami became the first team in the country this season to defeat a top-two team on the road. It became just the second to do so against a top-three foe, following only then-No. 23 Wisconsin's 74-69 triumph at then-third-ranked Purdue on 1/3/22.

The win tied for the highest-ranked road victory in program history, matching a 73-71 result at second-ranked Connecticut in Storrs, Conn., on 2/20/99 when Miami was ranked No. 16/21.

Miami now has five AP top-three wins, including three under Coach L and three over Duke. Four of those wins are versus top-two foes, including two under Larrañaga and three against Duke.

The decision marked the second time Miami has ever beat a top-three team while unranked, joining a 71-69 win over second-ranked Duke on 12/21/62.

The victory marked the 21st over an AP top-10 foe in Miami history, nine of which—including eight in ACC play—have come under Jim Larrañaga.

Miami now has seven AP top-five wins in program history, including four under Larrañaga and five over Duke. Miami also won, 78-74 in overtime, at No. 7/5 Duke on 2/5/12, giving the Hurricanes eight top-five wins regardless of poll, including five under Coach L and six versus Duke.

The victory was Miami's first over a top-10 team since a 91-88 triumph at ninth-ranked North Carolina on 2/27/18 and its first over a top-five team since a 64-61 home result against third-ranked Virginia on 2/22/16.

## SNATCHING STEALS

Miami recorded 15 steals in the 1/8/22 victory at Duke, tied for its then-most ever in ACC play and its highest such mark since 1/22/05 at sixth-ranked North Carolina. The Hurricanes logged 11 steals in the first half alone, a program record in any half since joining the ACC (2004-05). Miami finished the night with a 17-2 edge in points off turnovers.

Charlie Moore totaled a career-best seven steals in the win over the Blue Devils. That figure set a school record in ACC play, as well as equaled the second-highest total by a Hurricane in any game and matched the second-highest tally ever by a visiting player at Cameron Indoor Stadium. Under a month later, Jordan Miller matched that seven-steal total at Virginia (2/5/22), tying the John Paul Jones Arena record and setting the top mark by a visitor.

## TOPPLING THE TAR HEELS . . . AGAIN

The Hurricanes tallied an 85-57 win over North Carolina on 1/18/22. They led by as many as 33 points and held an edge of 22-plus the entire second half. The triumph furthered Miami's strong run versus the Tar Heels under Jim Larrañaga. During his 11-year tenure at The U, since the start of the 2011-12 campaign, Miami is 7-10 versus North Carolina. During that stretch, Miami is...

- ~ one of only three teams with seven-plus wins over North Carolina, joining Duke (14-11) and Virginia (11-7)
- ~ one of three teams with at least four double-digit victories against the Tar Heels, alongside Duke (six) and Virginia (five)
- ~ the only team with three 15-point wins over North Carolina (only Duke, Louisville and Wake Forest have even two)
- ~ the only team with two victories against the Tar Heels by 25-plus or even by 20-plus
- ~ responsible for two of North Carolina's three ACC regular season defeats by 23-plus points (26 and 28)
- ~ responsible for two of the Tar Heels' five overall losses by over 25 points

Miami's 27-point halftime margin, 49-22, tied North Carolina's largest halftime deficit of the last 25 years, per ESPN's Bryan Ives, matching Duke's 53-26 edge on 3/6/10 at Cameron Indoor Stadium.

The loss was North Carolina's first by 25-plus in ACC play since 2/9/13, also at Miami (87-61). It was the Tar Heels' largest loss in ACC play since 1/14/12 at Florida State (90-57).

The Hurricanes had three 20-point scorers in the win, their first time doing so in a regulation game in over 16 years, since 1/7/06 against No. 14/12 Maryland. Miami had a 30-5 edge in points off turnovers and committed just four giveaways, the latter tied for its third-lowest mark ever in ACC play.

Before Larrañaga arrived in Coral Gables, Miami was just 2-16 (.111) against North Carolina, including 1-8 at the Dean E. Smith Center.

## 2021-22 ACC LEADERBOARDS

**SCORING:** 4. Kameron McGusty (17.78) | 13. Isaiah Wong (15.30)  
**FIELD GOALS MADE:** 4. Kameron McGusty (235) | 9. Isaiah Wong (207)  
**ASSISTS:** 3. Charlie Moore (4.65)  
**FIELD GOAL PCT:** 13. Kameron McGusty (.476)  
**FREE THROW PCT:** 6. Kameron McGusty (.814) | 11. Isaiah Wong (.748)  
**FREE THROWS MADE:** 6. Kameron McGusty (127) | 9. Isaiah Wong (104)  
**STEALS:** 2. C. Moore (2.03) | 3. K. McGusty (1.81) | 4. J. Miller (1.75)  
**BLOCKED SHOTS:** 7. Sam Waardenburg (1.34)  
**ASSIST/TURNOVER RATIO:** 4. Charlie Moore (2.23)  
**OFFENSIVE REBOUNDING:** 10. Jordan Miller (2.08)  
**20-POINT GAMES:** T-3. Kameron McGusty (14) | T-10. Isaiah Wong (10)

# 2021-22 CBB REFERENCE NOTES

## JORDAN MILLER SEASON STATS

Jordan Miller was the sixth ACC player in the last 30 years to average at least 10.0 points and 1.5 steals per game while shooting over 56.0 percent from the field in a season. The other five went on to be top-five NBA Draft picks.

~ **Jordan Miller, Miami, 2021-22**

- ~ Zion Williamson, Duke, 2018-19, No. 1 overall in 2019
- ~ Shelden Williams, Duke, 2005-06, No. 5 overall in 2006
- ~ Elton Brand, Duke, 1998-99, No. 1 overall in 1999
- ~ Joe Smith, Maryland, 1994-95, No. 1 overall in 1995
- ~ Grant Hill, Duke, 1992-93, No. 3 overall in 1994

In addition, Miller was one of just three Division I players who hit all those figures in 2021-22, alongside a pair of conference player of the year honorees, one of whom was the national designee.

~ **Jordan Miller, Miami**

- ~ Norchad Omier, Arkansas State, Sun Belt POY (*transferred to Miami*)
- ~ Oscar Tshiebwe, Kentucky, SEC POY & consensus NPOY

Miller also tied for eighth nationally with three five-steal outings in 2021-22. The only other ACC player to match that mark last season was Virginia's Reece Beekman.

## JORDAN MILLER SINGLE-GAME STATS

In the win over Lipscomb on 12/8/21, Jordan Miller became the first player to log at least 12 points, seven rebounds, five steals, three blocks and two assists with no turnovers against a Division I foe in nearly a decade, since Charleston Southern's Kelvin Martin did so on 12/17/11 versus the College of Charleston. No other Division I player did so in 2021-22.

Miller notched 11 points, eight rebounds and six steals on 1/5/22 in the win against Syracuse. He was one of just 14 Division I players to hit all those marks in a game this season. The only two other Power Six players to do so were South Carolina's Erik Stevenson (11/12/21 vs. Princeton) and Arkansas' Jaylin Williams (1/22/22 vs. Texas A&M).

Miller registered 25 points and 13 rebounds in the victory at Syracuse on 3/5/22, while shooting 10-of-13 (76.9 percent) from the field and 5-of-5 (100 percent) at the line. He was one of only eight players to log 25-plus points, 13-plus rebounds, double-digit made field goals and a perfect free-throw percentage on multiple attempts against a Division I foe. The only other Power Six player to do so was the national player of the year, Kentucky's Oscar Tshiebwe, who hit those figures on the same date, at Florida.

## MIAMI FIRSTS BY JORDAN MILLER

Since the 1985-86 program rebirth, Jordan Miller (10.0p/1.8s/56.1%) was the first Miami player to average at least 10.0 points and 1.5 steals in a season while shooting over 55 percent from the floor. Only Dennis Burns in 1987-88 did so while shooting above even 50 percent (50.8).

## NIJEL PACK SINGLE-GAME STATS

Nijel Pack scored 35 points on 12-of-18 shooting, including an 8-of-12 clip from deep, against Kansas on 1/22/22. He was one of four Division I players to post 35 points, 12 made field goals and eight made 3-pointers in a game while hitting two-thirds of his overall and long-range shots. The others were Jacksonville State's Jalen Gibbs (11/27/21 at Elon), Hofstra's Omar Silverio (2/15/22 at Elon) and Western Michigan's Lamar Norman (3/1/22 at Eastern Michigan).

## ISAIAH WONG SEASON STATS

Isaiah Wong was the second ACC player in the last 15 years to post multiple seasons averaging at least 15.0 points, 4.0 rebounds and 2.0 assists with fewer than 2.0 turnovers per game.

~ **Isaiah Wong, Miami, 2021-22 & 2020-21**

- ~ Wayne Ellington, North Carolina, 2008-09 & 2007-08

In addition, Wong was one of just two Division I players who hit all of those figures in each of the last two seasons, alongside South Dakota State's Baylor Scheierman, who since transferred to Creighton.

## ISAIAH WONG SINGLE-GAME STATS

In the win at Boston College on 3/2/22, Isaiah Wong posted a season-high 27 points and seven rebounds while shooting 9-of-16 from the floor (56.3 percent), 5-of-9 from 3-point range (55.6 percent) and 4-of-4 at the line (100 percent). He was one of just 11 players in 2021-22 to reach each of those makes and percentage categories in the same game while logging 27-plus points and seven-plus rebounds versus a Division I foe. The only other Power Six players to do so last year were Rutgers' Ron Harper Jr. (12/9/21 vs. Purdue) and Creighton's Alex O'Connell (1/19/22 vs. St. John's).

## NIJEL PACK SEASON STATS

Nijel Pack was the fourth Big 12 player in the last 15 years to average at least 17.0 points per game on 43.0 percent 3-point shooting.

~ **Nijel Pack, Kansas State, 2021-22**

- ~ Jeffrey Carroll, Oklahoma State, 2016-17
- ~ Frank Mason, Kansas, 2016-17
- ~ Buddy Hield, Oklahoma, 2015-16

In addition, Pack was one of just six Division I players (min. 15 GP and 1 3PM per game) who hit both of those figures in 2021-22.

~ **Nijel Pack, Kansas State**

- ~ Justin Bean, Utah State
- ~ Ryan Davis, Vermont
- ~ David Roddy, Colorado State
- ~ Jake Stephens, VMI
- ~ Jeenathan Williams, Buffalo

In addition, Nijel Pack was the 17th Power Six player (min. 15 GP and 1 3PM per game) to average 17.0 points per game while shooting 45.0 percent from the floor, 43.0 percent from deep and 84.0 percent at the line.

~ **Nijel Pack, Kansas State, 2021-22**

- ~ Mikal Bridges, Villanova, 2017-18
- ~ Luke Kennard, Duke, 2016-17
- ~ Buddy Hield, Oklahoma, 2015-16
- ~ Denzel Valentine, Michigan State, 2015-16
- ~ Doug McDermott, Creighton, 2013-14
- ~ Jerome Randle, Cal, 2008-09
- ~ Chris Lofton, Tennessee, 2005-06
- ~ Steve Novak, Marquette, 2005-06
- ~ John Lucas III, Oklahoma State, 2004-05
- ~ Salim Stoudemire, Arizona, 2004-05
- ~ Luke Jackson, Oregon, 2003-04
- ~ Hollis Price, Oklahoma, 2002-03
- ~ Trajan Langdon, Duke, 1998-99
- ~ Shawn Respert, Michigan State, 1994-95 & 1993-94
- ~ Fred Hoiberg, Iowa State, 1993-94
- ~ Bill McCaffrey, Vanderbilt, 1992-93

# CBB REF. NOTES CONT.

## NORCHAD OMIER SEASON STATS

Norchad Omier became the first Division I player in the last 30 years to average at least 17.5 points, 12.0 rebounds, 1.5 steals and 1.5 blocks per game while shooting over 60 percent from the floor in a season. Only Louisiana Tech's Paul Millsap (2005-06) did so while at even 55 percent clip.

Omier also became just the eighth Division I player in the last 30 years to average 17.0 points and 12.0 rebounds per game while shooting at least 60.0 percent from the floor. All six who exhausted their eligibility were NBA Draft picks, with five going first-round, four in the top 10 and three first overall.

~ **Norchad Omier, Arkansas State, 2021-22**

~ Oscar Tshiebwe, Kentucky, 2021-22

~ Kenneth Faried, Morehead State, 2010-11, No. 22 overall in 2011

~ Blake Griffin, Oklahoma, 2008-09, No. 1 overall in 2009

~ Andrew Bogut, Utah, 2004-05, No. 1 overall in 2005

~ Chris Kaman, Central Michigan, 2002-03, No. 6 overall in 2003

~ Tim Duncan, Wake Forest, 1996-97, No. 1 overall in 1997

~ Marcus Mann, Mississippi Valley State, 1995-96, No. 40 overall in 1996

Omier, Tshiebwe and Utah Valley's Fardaws Aimaq were the only Division I players to average 17.0 points and 12.0 rebounds per game regardless of shooting percentage. They were the first individuals to do so since UNC Wilmington's Devontae Cacok in 2017-18, as no one did so in any of the prior three years.

In addition, Omier became the 21st DI player—23rd occurrence—with 500 points, 350 rebounds, 50 blocks and 40 steals in a season over the past 30 years. Just seven of those individuals hit all of those numbers while shooting at least 60.0 percent from the floor. All five who exhausted their eligibility were first round picks, with three going first overall.

~ **Norchad Omier, Arkansas State, 2021-22**

~ Oscar Tshiebwe, Kentucky, 2021-22

~ Brice Johnson, North Carolina, 2015-16, No. 25 overall in 2016

~ Anthony Davis, Kentucky, 2011-12, No. 1 overall in 2012

~ Kenneth Faried, Morehead State, 2010-11, No. 22 overall in 2011

~ Elton Brand, Duke, 1998-99, No. 1 overall in 1999

~ Chris Webber, Michigan, 1992-93, No. 1 overall in 1993

## NORCHAD OMIER SINGLE-GAME STATS

Norchad Omier posted the second-highest single-game rebounding total of any Division I player in 2021-22 and the co-fourth-highest mark by any player against a Division I foe in the last 12 seasons (2010-22).

1. Kendall Gray, Delaware State, 30, 3/5/15 at Coppin State

2. Oscar Tshiebwe, Kentucky, 28, 12/22/21 vs. Western Kentucky

3. Tyrn Flowers, LIU Brooklyn, 27, 2/8/20 vs. Merrimack

**T-4. Norchad Omier, Arkansas State, 26, 2/3/22 vs. UL Monroe**

T-4. Derrick Griffin, Texas Southern, 26, 12/10/16 at Louisville

In the same game, Omier also scored 23 points to become the fourth player with a 20-point, 25-rebound performance against a Division I foe in the past 12 seasons (2010-22). Gray and Flowers also did so in their aforementioned outings, while Gardner-Webb's Tyrell Nelson (2/5/14 vs. VMI) had the other instance.

Additionally, Omier recorded 23 points, 15 rebounds, three assists, five steals and five blocks on 2/23/22 versus Coastal Carolina. He is the only Division I player in the last 25 years to register that stat line.

## SWEET SWEEP

Miami went 5-0 against the ACC's four North Carolina schools in the 2021-22 regular season, including winning at second-ranked Duke and at RV/No. 25 Wake Forest. It was the first time it beat Duke, North Carolina, NC State and Wake Forest in the same regular season without losing to any of them.

## DOUBLING DOWN

Miami twice beat Syracuse after trailing by 18 points in 2021-22, becoming the first team in 12 years, per KenPom, to rally for such a win against the same foe twice in a season. The last team do so was Farleigh Dickinson in 2009-10, topping Sacred Heart and trailing by 22 and 19, the latter win in OT.

## TAKING (AND NOT GIVING) IT AWAY

Miami forced 515 turnovers and committed just 352 last season, good for a +4.41 margin to lead the ACC and rank eighth in the country. Only four times did the Hurricanes log more turnovers than their foe, just once did they post 15-plus turnovers and they recorded a 614-337 edge in points off giveaways, a +7.49 margin. Miami placed seventh nationally in offensive turnover percentage (14.0), per KenPom. After logging 14-plus steals twice in its first 296 all-time ACC games, it did so back-to-back versus Syracuse (14) and Duke (15). Then, 13 outings later, Miami tallied 16 steals, setting a program record in ACC play, against Virginia Tech.

## FINDING A WAY

The Hurricanes won the rebounding battle just seven times during the 2021-22 season, finishing 7-28-2 on the glass. Offensively, Miami got outrebounded by over 100, 375-269, good for an average of -2.86 offensive boards per game. Contrastly, the Hurricanes forced over 150 more turnovers than they committed, 515-352, good for a +4.41 average per game. Thus, Miami logged a +1.54 net average in possessions gained on the year. In ACC play, the Hurricanes finished 2-17-1 on the glass and got outrebounded by a 206-140 margin on the offensive end, good for a -3.3 average. However, they committed nearly 100 fewer turnovers than they forced, 285-187, good for a +4.9 average. Thus, Miami logged a +1.6 net average in possessions gained in conference action.

## SEVEN-STEAL SHOWINGS

Miami (Jordan Miller and Charlie Moore) was one of just three DI teams to have a player log seven-plus steals in a game multiple times in 2021-22, including one of only two to have multiple players do so. Arkansas' JD Notae did it twice, while Jaelen House and Taryn Todd each did so for New Mexico.

## CONSISTENT GANES

Miami has finished top-50 nationally in KenPom in seven of Jim Larrañaga's 11 years at the helm. In the prior 11 years before his arrival, the Hurricanes placed top-50 in the year-end rankings just three times.

## HIGH-SCORING HURRICANES

Miami averaged 75.8 points per game in ACC play last year, a program record for conference action since joining the league in 2004-05. The prior top mark was 74.8 in 2007-08, while the previous high number in ACC play during Jim Larrañaga's tenure was 73.8 in 2017-18.

# TERRIFIC TURNAROUND

## WIN IMPROVEMENT

After going 10-17 (.370) in 2020-21, Miami finished 26-11 (.703) in 2021-22. Miami was one of 20 schools to increase its win total by 15-plus year over year, including one of only 12 to do so by 16-plus games. Just six Power Six schools had an improvement of 16-plus victories.

Rank	School	Increase	2020-21	2021-22
T-1.	Middle Tennessee	+21	5-18	26-11
T-1.	Towson	+21	4-14	25-9
T-3.	Iowa State	+20	2-22	22-13
T-3.	UNC Wilmington	+20	7-10	27-9
T-5.	Duke	+19	13-11	32-7
T-5.	Texas A&M	+19	8-10	27-13
T-5.	Wake Forest	+19	6-16	25-10
T-8.	Murray State	+18	13-13	31-3
T-8.	Texas A&M-Corpus Christi	+18	5-19	23-12
T-8.	Vermont	+18	10-5	28-6
<b>T-11.</b>	<b>Miami</b>	<b>+16</b>	<b>10-17</b>	<b>26-11</b>
T-11.	Arizona	+16	17-9	33-4
T-13.	Auburn	+15	13-14	28-6
T-13.	Boston University	+15	7-11	22-13
T-13.	Cal State Fullerton	+15	6-10	21-11
T-13.	Delaware	+15	7-8	22-13
T-13.	Howard	+15	1-4	16-13
T-13.	Kentucky	+15	9-16	26-8
T-13.	New Mexico State	+15	12-8	27-7
T-13.	Samford	+15	6-13	21-11

## WINNING PERCENTAGE IMPROVEMENT

The Hurricanes were one of 17 teams to increase their winning percentage by over 30 points from 2020-21 to 2021-22, including one of 16 to do so by at least 33 points. Only six Power Six programs tallied an increase of at least 33 percentage points.

Rank	School	Increase	2020-21	2021-22
1.	Iowa State	+54.6%	2-22 (.083)	22-13 (.629)
2.	Towson	+51.3%	4-14 (.222)	25-9 (.735)
3.	Middle Tennessee	+48.6%	5-18 (.217)	26-11 (.703)
4.	Texas A&M-Corpus Christi	+44.9%	5-19 (.208)	23-12 (.657)
5.	Wake Forest	+44.1%	6-16 (.273)	25-10 (.714)
6.	South Carolina State	+42.8%	1-17 (.056)	15-16 (.484)
7.	Murray State	+41.2%	13-13 (.500)	31-3 (.912)
8.	Kentucky	+40.5%	9-16 (.360)	26-8 (.765)
9.	Longwood	+37.4%	12-17 (.414)	26-7 (.788)
10.	Fordham	+35.7%	2-12 (.143)	16-16 (.500)
11.	Howard	+35.2%	1-4 (.200)	16-13 (.552)
12.	Auburn	+34.3%	13-14 (.481)	28-6 (.824)
13.	Samford	+34.0%	6-13 (.316)	21-11 (.656)
14.	Washington	+33.9%	5-21 (.192)	17-15 (.531)
15.	UNC Wilmington	+33.8%	7-10 (.412)	27-9 (.750)
<b>16.</b>	<b>Miami</b>	<b>+33.3%</b>	<b>10-17 (.370)</b>	<b>26-11 (.703)</b>
17.	Providence	+31.8%	13-13 (.500)	27-6 (.818)

## CHECKING BOTH BOXES

Miami is one of just 10 schools in each of the above lists, alongside Auburn, Iowa State, Kentucky, Middle Tennessee, Murray State, Texas A&M-Corpus Christi, Towson, UNC Wilmington and Wake Forest. Of those 10, just eight—all except Auburn and Kentucky—of them met both the 16-win and 33-percent thresholds.

## YEAR-OVER-YEAR TURNAROUND

The NCAA defines annual turnaround as the following: win increase + loss decrease ÷ two. Using that metric, the Hurricanes were one of 14 teams with a double-digit year-over-year improvement, including one of 11 with an 11-plus mark. Only six Power Six institutions registered an 11-win improvement.

Rank	School	Increase	2020-21	2021-22
1.	Iowa State	+14.5	2-22	22-13
T-2.	Middle Tennessee	+14	5-18	26-11
T-2.	Murray State	+14	13-13	31-3
4.	Towson	+21	4-14	25-9
T-5.	Kentucky	+12.5	9-16	26-8
T-5.	Texas A&M-Corpus Christi	+12.5	5-19	23-12
T-5.	Wake Forest	+12.5	6-16	25-10
8.	Longwood	+12	12-17	26-7
T-9.	Auburn	+11.5	13-14	28-6
T-9.	Duke	+11.5	13-11	32-7
<b>11.</b>	<b>Miami</b>	<b>+11</b>	<b>10-17</b>	<b>26-11</b>
T-12.	Arizona	+10.5	17-9	33-4
T-12.	Providence	+10.5	13-13 (.500)	27-6 (.818)
T-12.	UNC Wilmington	+10.5	7-10	27-9

## SUPER SEVEN

Miami was one of seven schools to increase its win total by 16-plus, its winning percentage by 33-plus and its NCAA turnaround by 11-plus. The other teams were Iowa State, Middle Tennessee, Murray State, Texas A&M-Corpus Christi, Towson and Wake Forest. Just three of those seven programs are from a Power Six league: Miami, Iowa State and Wake Forest.

## PRESEASON PLAUDITS

Jon Rothstein tabbed Isaiah Wong as a Preseason Third Team All-American and he was one of 20 players on the NABC Player of the Year Watch List. Wong claimed Preseason First Team All-ACC and Jerry West Award Watch List recognitions for the second year in a row, while Field of 68 labeled him the nation's No. 19th player. Field of 68 put Nijel Pack at No. 34 on the list, making Miami one of eight schools with multiple top-35 players, joining Baylor, Duke, Gonzaga, Houston, Kansas, North Carolina and UCLA. In addition, Norchad Omier made the Karl Malone Award Watch List.

## SELECT SELECTIONS

A 1971 sixth-round pick of the Detroit Pistons, Jim Larrañaga is one of just 32 active DI head coaches selected in the NBA Draft. The group accounts for fewer than 10 percent of all DI head coaches and includes three others from the ACC: Virginia's Tony Bennett (1992), North Carolina's Hubert Davis (1992) and Louisville's Kenny Payne (1989).

## MIAMI CAREER LEADERBOARDS

Scoring Rank	Name	Years	Games	Total
1.	Rick Barry	1962-65	77 GP	2,298 PTS
...20.	John Salmons	1998-2002	124 GP	1,287 PTS
21.	Kameron McGusty	2019-pres.	85 GP	1,273 PTS
22.	DJ Vasiljevic	2016-20	128 GP	1,271 PTS
23.	<b>Isaiah Wong</b>	<b>2019-pres.</b>	<b>95 GP</b>	<b>1,268 PTS</b>

Field-Goal Percentage (min. 4 FGM per game)	Name	Years	FGM-FGA	Pct.
1.	Jordan Miller	2021-pres.	147-262	.561
2.	Eric Brown	1985-89	805-1504	.535

## QUICK FACTS

### UNIVERSITY INFORMATION

Location	Coral Gables, Fla.
Enrollment	19,397
Founded	1925
Nickname	Hurricanes
Colors	Orange (PMS 1665), Green (PMS 3435) and White
President	Dr. Julio Frenk
Vice President / Director of Athletics	Dan Radakovich
Faculty Athletics Representative	Dr. Marvin Dawkins
Conference	Atlantic Coast Conference (joined in 2004)
Arena / Capacity	Watsco Center / 7,972
Ticket Office Phone	1-800-GO-CANES
Press Row Phone	305-284-2111
Website	MiamiHurricanes.com
Mailing Address	5821 San Amaro Drive, Coral Gables, FL 33146

### COACHING STAFF

Head Coach	Jim Larrañaga (Providence, 1971)
Record at Miami	226-141, 105-96 ACC (12th season)
Career Record	696-475 (39th season)
Associate Head Coach	Bill Courtney (Bucknell '92, fourth season)
Assistant Coach	DJ Irving (Boston University '14, second season)
Assistant Coach	Kotie Kimble (Coastal Carolina '07, first season)
Director of Basketball Operations	Jeff Dyer (Delaware '14, sixth season, second as DOBO)
Associate Director of Basketball Operations	Joe Gimbel (Temple '18, second season)
Operations Specialist	Jimmy Polisi (Temple '20, first season)
Strength & Conditioning Coach	Preston Greene (Clemson '99, first season)
Athletic Trainer	Sam Johnson (Grand Valley State [Mich.] '14, second season)
Physical Therapist	Tommy Otley (Asbury [Ky.] '17, first season)

## PROGRAM INFORMATION

First Year of Basketball	1926-27 (no team from 1971-72 to 1984-85)
All-Time Record	1,098-810 (.575)
All-Time ACC Record	148-165 (.473)   93-64 H (.592)   55-101 A (.353)
NCAA Tournament Appearances	11 (1960, '98, '99, 2000, '02, '08, '13, '16, '17, '18, '21 ... 11-10 record)
Last NCAA Tournament Opponent	USC, 2022 (W, 68-66, First Round)
NIT Appearances	12 (1961, '63, '64, '95, '97, 2001, '05, '06, '09, '11, '12, '15 ... 11-12 record)
Last NIT Opponent	Stanford, 2015 (L, 66-64 [OT], Final)

2021-22 Overall Record	26-11
Home / Away / Neutral	10-5 H / 10-2 A / 6-4 N
ACC Record / Finish	14-6 / 4th
Letter Winners Returning / Lost	8 / 5
Starters Returning / Lost	2 / 3
Newcomers	6

RET. STARTERS	CL	POS	GP-GS	PPG	RPG	APG
Jordan Miller	5Yr Sr.	G	36-31	10.0	5.9	1.1
Isaiah Wong	4Yr Jr.	G	37-36	15.3	4.3	2.0

LOSSES	POS	GP-GS	PPG	RPG	APG
Kameron McGusty (graduation)	G	37-37	17.8	4.9	2.4
Deng Gak (graduation)	F	26-4	0.9	0.7	0.2
Rodney Miller Jr. (graduation)	C	18-4	1.5	0.6	0.1
Sam Waardenburg (graduation)	F	35-34	8.5	4.3	2.1
Charlie Moore (graduation)	G	37-37	12.4	2.6	4.6

RETURNING NUMBERS	AVG/NUM	PCT
Points	34.4	.465
Rebounds (excludes team rebounds)	15.6	.558
Assists	4.9	.345
Blocks	1.4	.432
Steals	4.2	.470
Starts	67 of 185	.362

NEWCOMERS	POS	HT	WT	CL
Favour Aire	C	6-11	215	Fr.
AJ Casey	F	6-9	213	Fr.
Norchad Omier	F	6-7	248	3Yr. So.
Nijel Pack	G	6-0	184	3Yr. So.
Danilo Jovanovich	F	6-8	219	Fr.
Christian Watson	G	6-7	209	Fr.

## ATHLETICS COMMUNICATIONS

Director of Communications (MBB Primary)	Alex Schwartz
Phone	C: 609-802-3674 / O: 305-284-3249
Email / Twitter	alexschwartz@miami.edu / @AlexJSchwartz
Twitter	@CanesHoops   @MiamiHurricanes
Instagram	@CanesHoops   @MiamiHurricanes
Facebook	/CanesHoops   /MiamiHurricanes
Athletics YouTube	/CanesAllAccess
Jim Larrañaga Twitter	@CanesCoachL
Dan Radakovich Twitter	@DanRadakpvh

## WINNINGEST COACHES OF ALL-TIME

Minimum 10 head coaching seasons in Division I

All coaches with 600+ career victories are listed; Coaches in bold are still active

List includes games played through the 2021-22 season

Rank	Name	Schools	Wins
1.	Mike Krzyzewski	Army West Point, Duke	1,202
2.	<b>Jim Boeheim</b>	<b>Syracuse</b>	<b>998</b>
3.	Jim Calhoun	Northeastern, UConn, St. Joseph (CT)	920
4.	<b>Bob Huggins</b>	<b>Walsh (OH), Akron, Cincinnati, Kansas St., West Virginia</b>	<b>916</b>
5.	Roy Williams	Kansas, North Carolina	903
6.	Bob Knight	Army West Point, Indiana, Texas Tech	902
7.	Dean Smith	North Carolina	879
8.	Adolph Rupp	Kentucky (2x)	876
9.	Jim Phelan	Mount St. Mary's	830
10.	<b>Cliff Ellis</b>	<b>South Alabama, Clemson, Auburn, Coastal Carolina</b>	<b>817</b>
11.	Rollie Massimino	Stony Brook, Villanova, UNLV, Cleveland St., Keiser (FL)	816
12.	Eddie Sutton	Creighton, Arkansas, Kentucky, Oklahoma St., San Francisco	806
13.	Rick Byrd	Maryville (TN), Lincoln Memorial, Belmont	805
14.	Lefty Driesell	Davidson, Maryland, James Madison, Georgia State	786
15.	Lute Olson	Long Beach State, Iowa, Arizona	781
16.	Lou Henson	Hardin-Simmons (TX), New Mexico St. (2x), Illinois	779
17.	<b>John Calipari</b>	<b>UMass, Memphis, Kentucky</b>	<b>768</b>
18.	<b>Bill Self</b>	<b>Oral Roberts, Tulsa, Illinois, Kansas</b>	<b>763</b>
19.	Bo Ryan	Wisconsin-Platteville, Milwaukee, Wisconsin	762
20.	Ed Diddle	Western Kentucky	759
21.	Henry Iba	Northwest Missouri State, Colorado, Oklahoma State	755
22.	<b>Rick Barnes</b>	<b>George Mason, Providence, Clemson, Texas, Tennessee</b>	<b>754</b>
23.	John Beilein	six schools	753
24.	Phog Allen	Baker (KS) (2x), Kansas (3x), Haskell (KS), Central Missouri	746
25.	John Chaney	Cheyney (PA), Temple	741
26.	Norm Stewart	Northern Iowa, Missouri	729
	Jerry Tarkanian	Long Beach State, UNLV, Fresno State	729
28.	Ray Meyer	DePaul	724
29.	Jerry Sloum	Nyack (NY), Geneva (PA), Gannon (PA), Youngstown St.	723
30.	Don Haskins	UTEP	719
31.	<b>Dana Altman</b>	<b>Marshall, Kansas State, Creighton, Oregon</b>	<b>710</b>
32.	Larry Hunter	Wittenberg, Ohio, Western Carolina	702
33.	<b>Kelvin Sampson</b>	<b>Montana Tech, Washington St. Oklahoma, Indiana, Houston</b>	<b>699</b>
34.	<b>Jim Larrañaga</b>	<b>American Intl (MA), Bowling Green, George Mason, Miami</b>	<b>696</b>
35.	<b>Rick Pitino</b>	<b>six schools (currently at Iona)</b>	<b>684</b>
36.	Mike Montgomery	Montana, Stanford, California	677
37.	Denny Crum	Louisville	675
38.	Lon Kruger	UTRGV, Kansas State, Florida, Illinois, UNLV, Oklahoma	674
39.	Gary Williams	American, Boston College, Ohio State, Maryland	668
40.	<b>Tom Izzo</b>	<b>Michigan State</b>	<b>666</b>
41.	John Wooden	Indiana State, UCLA	664
42.	<b>Greg Kampe</b>	<b>Oakland</b>	<b>662</b>
43.	<b>Mark Few</b>	<b>Gonzaga</b>	<b>658</b>
44.	Ralph Miller	Wichita State, Iowa, Oregon State	657
45.	Tom Penders	seven schools	649
46.	Gene Bartow	six schools	647
47.	Jay Wright	Hofstra, Villanova	642
	Tubby Smith	seven schools	642
49.	Billy Tubbs	Southwestern (TX), Lamar (2x), Oklahoma, TCU	641
50.	Homer Drew	Bethel (IN), Indiana-South Bend, Valparaiso	640
51.	Marv Harshman	Pacific Lutheran (WA), Washington St., Washington	637
52.	<b>Steve Alford</b>	<b>six schools (currently at Nevada)</b>	<b>635</b>
53.	Bob McKillop	Davidson	634
54.	Hugh Durham	Florida State, Georgia, Jacksonville	633
55.	Norm Sloan	Presbyterian, The Citadel, Florida (2x), NC State	624
56.	Stew Morrill	Montana, Colorado State, Utah State	620
57.	Ben Braun	Siena Heights (MI), Eastern Michigan, California, Rice	615
58.	<b>Bruce Pearl</b>	<b>Southern Indiana, Milwaukee, Tennessee, Auburn</b>	<b>614</b>

## TERRIFIC TENURE

In his first 11 seasons, Jim Larrañaga has led Miami to 25 more wins (226) than it had in any prior 11-year stretch (201 twice). His seven 20-win campaigns are well over half the program's previous total (12) and his four 25-win seasons are Miami's only ones ever. The five NCAA Tournament trips under Coach L, who broke the program wins record on 3/2/22, are one shy of Miami's previous total (six) and the seven NCAA Tournament wins nearly double the prior mark (four). The two-time ACC Coach of the Year has led Miami to three of its four Sweet 16 berths, its first Elite Eight bid and a sweep of the 2013 ACC titles.

2011-12: 20-13 (9-7 ACC; T4th); NIT Second Round

2012-13: 29-7 (15-3 ACC; 1st), NCAA Tournament Sweet 16

2013-14: 17-16 (7-11 ACC; 10th), no postseason

2014-15: 25-13 (10-8 ACC; T6th), NIT Final

2015-16: 27-8 (13-5 ACC; T2nd), NCAA Tournament Sweet 16

2016-17: 21-12 (10-8; T7th), NCAA Tournament First Round

2017-18: 22-10 (11-7; T3rd), NCAA Tournament First Round

2018-19: 14-18 (5-13 ACC; T11th), no postseason

2019-20: 15-16 (7-13 ACC; T10th), postseason play canceled due to COVID-19

2020-21: 10-17 (4-15 ACC, 13th), no postseason

2021-22: 26-11 (14-6 ACC, 4th), NCAA Tournament Elite Eight



# HEAD COACH JIM LARRAÑAGA

## 12TH SEASON AT MIAMI | 39TH SEASON OVERALL

Alma Mater: Providence, 1971 | Hometown: Bronx, N.Y.

### LARRAÑAGA'S CAREER

1971-76	Davidson Assistant Coach
1976-77	Geronemo BC Player/Coach
1977-79	American Int'l Head Coach
1979-86	Virginia Assistant Coach
1986-97	Bowling Green Head Coach
1997-2011	George Mason Head Coach
2011-pres.	Miami Head Coach

### EDUCATION

Archbishop Molloy High School, 1967  
Providence College, 1971 (B.A. Economics)

### NCAA APPEARANCES

- 1999 - George Mason - First Round
- 2001 - George Mason - First Round
- 2006 - George Mason - Final Four
- 2008 - George Mason - First Round
- 2011 - George Mason - Second Round
- 2013 - Miami - Sweet 16
- 2016 - Miami - Sweet 16
- 2017 - Miami - First Round
- 2018 - Miami - First Round
- 2022 - Miami - Elite Eight

### NIT APPEARANCES

- 1990 - Bowling Green - First Round
- 1991 - Bowling Green - First Round
- 1997 - Bowling Green - First Round
- 2002 - George Mason - Opening Round
- 2004 - George Mason - Round of 16
- 2009 - George Mason - First Round
- 2012 - Miami - Round of 16
- 2015 - Miami - Final

### CIT APPEARANCES

- 2010 - George Mason - First Round

### PLAYING CAREER

Archbishop Molloy High School, 1963-67  
Providence College, 1968-71  
1971 NBA Draft sixth-round pick (Detroit)  
Geronemo BC (Belgium), 1976-77

### NATIONAL COACHING HONORS

Associated Press - 2013  
Naismith - 2013  
Rupp - 2013  
USBWA Henry Iba - 2013  
Clair Bee - 2006

### REGION COACHING HONORS

USBWA District IV - 2016, 2013 (2x)  
NABC All-District II - 2013

### CONFERENCE COACHING HONORS

ACC - 2016, 2013 (2x)  
CAA - 2011, 1999 (2x)  
MAC - 1997

### TEAM SUCCESS

- 19 postseason appearances (seven at Miami)
- 10 NCAA Tournament berths (five at Miami)
- Eight NIT appearances (two at Miami)
- Six 25-win seasons (four at Miami)
- 13 20-win campaigns (seven at Miami)
- 22 10-win conference seasons (seven at Miami)

In his 11 seasons at the University of Miami, head coach Jim Larrañaga has led the Hurricanes to five NCAA Tournament appearances, including three trips to the Sweet 16. He guided the Hurricanes to the 2022 Elite Eight, the first such berth in program history, as well as to the 2013 ACC regular-season and tournament titles, also its first such crowns. He has been named the Associated Press, Naismith, USBWA and Henry Iba National Coach of the Year, twice was both the ACC and USBWA District Coach of the Year and was the 2013 NABC District Coach of the Year.

The winningest coach in program history, Larrañaga has posted four 25-win seasons at UM – the only Miami coach to do so even once – and six in his career. He also has recorded seven 20-win campaigns at Miami and 13 in his career. In conference action, the Canes have won nine or more league games in seven of 11 seasons, while prior to Larrañaga's arrival, Miami had never won more than eight ACC games in a season. Larrañaga has helped the Canes to 24 postseason victories, including seven in the NCAA Tournament (five appearances), 12 in the ACC Tournament (11) and five in the NIT (two). He ranks top-35 all-time among Division I coaches with 696 victories, including top-10 among active coaches.

Miami's 62 total road wins in the past 11 seasons are fourth-most among ACC teams during Larrañaga's tenure and its 102 total victories away from home also place fourth. During that same stretch, the Hurricanes are fifth in overall ACC wins (105), as well as tied for fourth in both ACC road victories (42) and ACC Tournament triumphs (11), plus sixth in ACC home wins (63). In the six years prior to Larrañaga's arrival, when the ACC had only 12 teams, Miami was tied for ninth in ACC victories (36) and won just 10 total ACC road games. In eight of Larrañaga's 11 years, the team has finished higher in the ACC final standings than it was picked in the preseason poll.

The Hurricanes have a combined 14 wins over Duke (seven) and North Carolina (seven) under Larrañaga, tied for the second-most of any team during his 11-year tenure, after going 4-31 versus those two programs before his arrival. Seven of those victories are by double digits and six are on the road, the former the most of any team during that stretch and the latter tied for the most. Miami's 27-point win over the Blue Devils on Jan. 23, 2013, is the third-largest ever against the AP No. 1 team in the nation. It is one 24 victories over a top-25 foe under Larrañaga, including 10—two of which came in 2021-22—versus a top-10 opponent.

Miami has seen unprecedented fan interest in the program under Larrañaga. In 2017-18, for the third straight season, the Hurricanes sold out their season-ticket allotment at the Watsco Center. The 2015-16 campaign marked the first time in UM history that any team sold out of season tickets. In 2021-22, the Miami single-game student attendance record fell on two separate occasions.

From 2017-19, Miami was one of two ACC programs, alongside Duke, to have a player selected in each NBA Draft. Four total Hurricanes were picked in that span, including Lonnie Walker IV going No. 18 in 2018.

In the most recent season, 2021-22, Larrañaga led the Hurricanes to one of the finest campaigns in program history. Picked No. 12 in the ACC preseason poll, Miami made the Elite Eight for the first time ever, finishing 26-11 (14-6 ACC) overall, placing fourth in the ACC and taking the No. 16 spot in the year-end Coaches Poll. Miami earned two wins over top-10 teams, notching a road victory against second-ranked Duke and an NCAA Tournament triumph over No. 8/7 Auburn. It also beat two eventual Final Four teams in Duke and North Carolina, the latter of which it topped by 28 points at the Watsco Center, where the student attendance record fell twice during ACC play.

During the most recent 2021-22 campaign, Larrañaga steered Miami to one of its finest seasons in program history despite being picked No. 12 in the ACC preseason poll. The Hurricanes went 26-11 overall, good for their third-most wins ever, and 14-6 in ACC play to place fourth in the league. Miami earned a No. 10 seed in the NCAA Tournament and, once there, rattled off three victories to advance to the Elite Eight for the first time ever.

Miami earned two top-10 wins away from home (at second-ranked Duke and against No. 8/7 Auburn) and beat two NCAA semifinalists in Duke and North Carolina, the latter by 28 points, on the way to finishing the season ranked No. 16 nationally. Larrañaga set the program wins record with his 221st victory at The U on March 2, 2022, at Boston College, just weeks after a Feb. 9, 2022, triumph over Georgia Tech made him the first coach in NCAA history with 100 league wins at three DI schools and/or in three DI conferences.

On an individual level, Kameron McGusty turned in one of the best years in program history, claiming First Team All-ACC, NABC First Team All-District 2, ACC All-Tournament First Team, NCAA Tournament All-Midwest Region and Senior CLASS Award finalist accolades.

Miami played in its fourth NCAA Tournament in the past six years in 2017-18, claiming a No. 6 seed in the South Region. The Hurricanes tied for third in the ACC and finished the season with a 22-10 mark, including an 11-7 record in conference play. The Canes were nationally ranked for 15 weeks, reaching as high as No. 6 in the polls.

Freshman Lonnie Walker IV was named Honorable Mention All-ACC, becoming the first freshman all-

### LARRAÑAGA'S CAREER RECORDS

School	Years	Overall	Conf.
American International	1977-79 (2)	27-26	n/a
Bowling Green	1986-97 (11)	170-144	101-85
George Mason	1997-2011 (14)	273-164	165-79
Miami	2011-pres. (11)	226-141	105-96
<b>Overall</b>	<b>38</b>	<b>696-475</b>	<b>371-260</b>

### WINNINGEST ACTIVE COACHES AT DIVISION I SCHOOLS (600+ VICTORIES)

Minimum 10 head coaching seasons in Division I

Rank	Name	School	Wins
1.	Jim Boeheim	Syracuse	998
2.	Bob Huggins	West Virginia	916
3.	Cliff Ellis	Coastal Carolina	817
4.	John Calipari	Kentucky	768
5.	Bill Self	Kansas	763
6.	Rick Barnes	Tennessee	754
7.	Dana Altman	Oregon	710
8.	Kelvin Sampson	Houston	699
9.	<b>Jim Larrañaga</b>	<b>Miami</b>	<b>696</b>
10.	Rick Pitino	Iona	684
11.	Tom Izzo	Michigan State	666
12.	Greg Kampe	Oakland	662
13.	Mark Few	Gonzaga	658
14.	Steve Alford	Nevada	635
15.	Brue Pearl	Auburn	614

List includes games played through the 2021-22 season



conference honoree in program history. He also was named to the ACC All-Freshman Team. Miami earned road wins over then-No. 12 Minnesota and then-No. 9 North Carolina, the fourth straight year and the sixth time in Larrañaga's seven seasons that the Canes defeated two or more top-15 teams.

The 2015-16 Hurricanes played their way into the NCAA Tournament's Sweet 16 for the second time in four seasons, and just the third time in school history.

In 2012-13, Larrañaga helped Miami to a No. 2 national ranking by both the AP and USA TODAY and a No. 2 seed in the NCAA tournament. At the time, he was the 10th coach in the last 10 years to lead two top-10 programs, as Miami was No. 2 on Feb. 18, 2013, and George Mason was No. 8 in the final Top 25 poll in 2006.

Individually, Shane Larkin earned the ACC Player of the Year and Lute Olson National Player of the Year awards, as well as All-American status and finalist nods for the Bob Cousy, John Wooden and James Naismith player of the year honors before declaring early for the 2013 NBA Draft. Larkin was also the ACC Tournament MVP, on the ACC All-Defensive Team and a Defensive All-American. Durand Scott was the ACC Defensive Player of the Year.

Larrañaga came to Miami after serving as the head coach at George Mason for 14 seasons. He guided the program to five NCAA Tournament appearances (1999, 2001, 2006, 2008, 2011), including an unprecedented run to the 2006 Final Four that captured the nation's attention, as the Patriots defeated Michigan State, North Carolina, Wichita State and UConn along the way. Following that run, Larrañaga was selected the 2006 Clair Bee National Coach of the Year.

Larrañaga built the George Mason program into a perennial contender in the highly-regarded Colonial Athletic Association, winning more games than any other coach in program and conference history (273) en route to three conference titles (1999, 2001, 2008).

In 2006, Larrañaga became the first coach at a mid-major school to take his team to the Final Four in 27 years and earned the CAA's first NCAA tournament at-large berth in 20 years. Along the way, he led Mason to a school record in wins, its first-ever national ranking, its first-ever appearance in the Top 10 and its first wins over Top 10 teams.

Larrañaga served as the head coach at Bowling Green for 11 seasons (1986-1997) and at Division II American International for two seasons (1977-79).

At Bowling Green, he made an immediate impact in his first season. In 1986-87, the Falcons were the nation's most improved team under a first-year head coach that took over a program with a losing record, posting a 15-14 record for an eight-game improvement over the previous season. Larrañaga went on to record a 170-144 mark in 11 years at Bowling Green, earning 1997 Mid-American Conference Coach of the Year honors after leading Bowling Green to a 22-10 record, a conference regular season co-championship and a berth in the NIT. The 22 victories were the most by a Bowling Green team in 47 years and the 13 conference wins were the second-highest total in BGSU history.

Larrañaga's 170 victories at Bowling Green ranked second all-time on the Falcons' coaching list and he was only the second coach to record consecutive postseason appearances. Larrañaga led his squad to NIT berths in 1990 (18-11) and again in 1991 (17-13), the first time the Falcons enjoyed back-to-back postseason appearances since the early '60s. Bowling Green won better than 60 percent of its games in Larrañaga's last four years, recording a 70-44 mark during that stretch. The Falcons finished fourth or better in the MAC in five of Larrañaga's 11 seasons and he is among the winningest coaches in MAC history.

Larrañaga received his first head coaching position in 1977 when he was named to the post at American International, a Division II program in Springfield, Mass. Taking over a team that had suffered through five consecutive losing seasons prior to his arrival, Larrañaga turned AIC into a winning program in his first year and compiled a 28-25 mark in two seasons.

Larrañaga's first coaching opportunity came at Davidson College from 1971-76, serving as an assistant coach to Terry Holland. Davidson captured three Southern Conference regular-season championships and an NIT berth in his five years there, and he compiled a 47-12 record doubling as the freshman team coach. In 1976, he left Davidson and spent one season as player-coach for the Geronimo Basketball Club in Belgium.

After his two-year stint at American International, Larrañaga was reunited with Holland at the University of Virginia in April 1979. An assistant coach under Holland at UVA for seven seasons from 1979-86, he helped the Cavaliers reach the NCAA Final Four on two occasions (1981 and 1984), finish in the top five of the AP and UPI polls and average more than 24 victories per season. The Cavaliers were 169-62, won three regular-season Atlantic Coast Conference championships and made four NCAA Tournament appearances in that span. Virginia also made a pair of NIT appearances, winning the NIT Championship in 1980. Larrañaga was on the staff during the careers of three-time National Player of the Year Ralph Sampson and NBA first-round draft choice Olden Polynice.

A 1971 graduate of Providence College with a degree in economics, Larrañaga was a four-year letterman for the Friars. As the team captain in his senior season, he led Providence to a 20-8 record and an NIT appearance. He graduated as the school's fifth all-time leading scorer with 1,258 points and was selected in the sixth round of the draft by the Detroit Pistons of the National Basketball Association. He was the team's top scorer as a sophomore and junior and was named New England's Division I Sophomore of the Year in 1969. He was inducted into the Providence College Hall of Fame in 1991.

Larrañaga and his wife, Liz, have two sons and four grandchildren. Their son, Jay, played for his father at Bowling Green, was the head coach of the NBDL's Erie Bayhawks and is now an assistant coach with the Boston Celtics. Jon was a member of his father's George Mason teams from 1999-2003, earning first team Academic All-America honors for NCAA Division I-AAA schools.

## LARRAÑAGA YEAR-BY-YEAR

Year	School	Overall W-L	Conf. W-L	Finish	Post-Season
1977-78	American Int'l	14-13			
1978-79	American Int'l	13-13			
1986-87	Bowling Green	15-14	10-6	3	
1987-88	Bowling Green	12-16	7-9	t-5	
1988-89	Bowling Green	13-15	6-10	t-6	
1989-90	Bowling Green	18-11	9-7	t-3	NIT 0-1
1990-91	Bowling Green	17-13	9-7	t-4	NIT 0-1
1991-92	Bowling Green	14-15	8-8	5	
1992-93	Bowling Green	11-16	8-10	t-6	
1993-94	Bowling Green	18-10	12-6	t-2	
1994-95	Bowling Green	16-11	10-8	t-5	
1995-96	Bowling Green	14-13	9-9	t-6	
1996-97	Bowling Green	22-10	13-5	t-1	NIT 0-1
1997-98	George Mason	9-18	6-10	6	
1998-99	George Mason	19-11	13-3	1	NCAA 0-1
1999-2000	George Mason	19-11	12-4	t-1	
2000-01	George Mason	18-12	11-5	3	NCAA 0-1
2001-02	George Mason	19-10	13-5	2	NIT 0-1
2002-03	George Mason	16-12	11-7	4	
2003-04	George Mason	23-10	12-6	3	NIT 2-1
2004-05	George Mason	16-13	10-8	6	
2005-06	George Mason	27-8	15-3	t-1	NCAA 4-1
2006-07	George Mason	18-15	9-9	5	
2007-08	George Mason	23-11	12-6	2	NCAA 0-1
2008-09	George Mason	22-11	13-5	2	NIT 0-1
2009-10	George Mason	17-15	12-6	4	CIT 0-1
2010-11	George Mason	27-7	16-2	1	NCAA 1-1
2011-12	Miami	20-13	9-7	t-4	NIT 1-1
2012-13	Miami	29-7	15-3	1	NCAA 2-1
2013-14	Miami	17-16	7-11	10	
2014-15	Miami	25-13	10-8	t-6	NIT 4-1
2015-16	Miami	27-8	13-5	t-2	NCAA 2-1
2016-17	Miami	21-12	10-8	t-7	NCAA 0-1
2017-18	Miami	22-10	11-7	t-3	NCAA 0-1
2018-19	Miami	14-18	5-13	t-11	
2019-20	Miami	15-16	7-13	t-10	n/a (COVID)
2020-21	Miami	10-17	4-15	13	
2021-22	Miami	26-11	14-6	4	NCAA 3-1
2022-23	Miami				
<b>Overall</b>		<b>696-475</b>	<b>371-260</b>		<b>19-19 total 12-10 NCAA</b>

## STUDENT-ATHLETE HONORS

### AT MIAMI

- One All-American
- One USBWA All-District IV selection
- One ACC Player of the Year
- One ACC Defensive Player of the Year
- One ACC Skip Prosser Award winner (*ACC scholar-athlete of the year*)
- One ACC Tournament MVP
- One NCAA Tour. All-Region Team selection
- Two ACC All-Rookie Team members
- Two USBWA All-District picks
- Four NABC All-District choices
- Five Preseason All-ACC honorees
- Five Senior CLASS Award candidates
- Seven ACC-All-Defensive Team members
- Seven ACC All-Tournament team honorees
- Eight ACC Rookie of the Week selections
- Nine ACC Player of the Week choices
- Eight NBA players (five drafted)
- 10 NABC Honors Court designees
- 15 All-ACC Academic Team selections
- 21 All-ACC honorees

### PRIOR TO MIAMI

- Two All-Americans
- Two MAC Freshman of the Year designees
- Three Dean Ehlers Award winners (*academic achievement, leadership and community service*)
- Four MAC All-Freshman Team selections
- Eight CAA All-Rookie Team honorees
- Nine CAA All-Defensive Team picks
- 12 All-MAC honorees
- 28 All-CAA selections

## NBA PLAYERS/DRAFTEES COACHED

Name	School
Lance Blanks	Virginia
Frank Booker	Bowling Green
Bruce Broun Jr.	Miami
Rick Carlisle	Virginia
Antonio Daniels	Bowling Green
Dewan Hernandez	Miami
DeQuan Jones	Miami
Jeff Jones	Virginia
Andrew Kennedy	Virginia
Jeff Lamp	Virginia
Shane Larkin	Miami
Lewis Latimore	Virginia
Sheldon Mac	Miami
Trey McKinney Jones	Miami
Jason Miskiri	George Mason
Olden Polynice	Virginia
Lee Raker	Virginia
Davon Reed	Miami
Ralph Sampson	Virginia
Tom Sheehy	Virginia
Clinton Venable	Bowling Green
Lonnie Walker IV	Miami
Othell Wilson	Virginia



# FAVOUR AIRE

FIRST-YEAR FRESHMAN | CENTER | 6-11 | 215

# #12

Ekpoma, Nigeria | Bishop McNamara (Md.)

- Has a lot of potential; will get bigger, stronger and faster
- As he develops, will become a major contributor
- Owns a very nice jump hook and a beautiful shooting touch, but needs to stay out of foul trouble
- Posseses a 7-3 wingspan, the longest on the team
- Increased his max bench press by 55 pounds (155 to 210) and his power clean by 40 pounds (165 to 205) between his June 2022 arrival at Miami and September 2022, while also gaining over 11 pounds

Opposition	2022-23		
	P	R	A
Lafayette	-	-	-
UNC Greensboro	-	-	-
Florida A&M	-	-	-
vs. Providence	-	-	-
vs. TBD	-	-	-
St. Francis Brooklyn	-	-	-
at UCF	-	-	-
Rutgers	-	-	-
at Louisville	-	-	-
Cornell	-	-	-
NC State	-	-	-
St. Francis (PA)	-	-	-
Virginia	-	-	-
Vermont	-	-	-
at Notre Dame	-	-	-
at Georgia Tech	-	-	-
Boston College	-	-	-
at NC State	-	-	-
Syracuse	-	-	-
at Duke	-	-	-
at Florida State	-	-	-
at Pittsburgh	-	-	-
Virginia Tech	-	-	-
at Clemson	-	-	-
Duke	-	-	-
Louisville	-	-	-
at North Carolina	-	-	-
Wake Forest	-	-	-
at Virginia Tech	-	-	-
Florida State	-	-	-
Pittsburgh	-	-	-
vs. TBD	-	-	-

**High School:** Graduated from Bishop McNamara High School ... Consensus four-star prospect ... Ranked as the third-best recruit in Maryland by Rivals and fourth-best by both 247Sports and ESPN ... Slotted at No. 61 nationally, including No. 11 among centers, by Rivals ... Finished No. 112 in the 247Sports Composite rankings, good for No. 19 at his position ... McDonald's All-American Game nominee ... Named to *The Washington Post* First Team All-Met as a senior ... Averaged 16.0 points per game and amassed 24 double-doubles ... Grabbed 231 total rebounds to lead the elite WCAC, notching 51 more than the second-place finisher ... Served as a team captain and led McNamara to the WCAC title game ... *WaPo* Honorable Mention All-Met as a sophomore ... Played for New World Basketball on the AAU circuit ... Member of the honor roll ... Marcus Thornton, the 2015 CAA Player of the Year at William & Mary, and former NFL wide receiver Brandon Coleman also graduated from McNamara.

**Personal:** Full name is Onosedeba Favour Aire ... Name is pronounced On-Err-Seh-DAY-Bah FAY-Vurr EYE-Ray ... Goes by Favour and nickname is Fav ... Born July 21, 2003, in Abuja, Nigeria ... Parents are Chris and Gladys Aire ... Father is a medical lab scientist and mother is a teacher ... Has two older sisters, Miracle and Precious, and one younger brother, David ... Intends to major in computer engineering ... Counts Giannis Antetokounmpo, Joel Embiid and Pascal Siakam as his favorite athletes, followed by Kevin Durant, Anthony Davis, Hakeem Olajuwon, David Robinson and Kobe Bryant ... Best sports memory is beating DeMatha in the 2021 WCAC semifinals ... Committed to Miami over offers from Georgetown, Rutgers and USC ... Chose Miami because of the family feeling and his belief the coaching staff had his best interests at heart.

### AIRE CAREER / SEASON HIGHS

#### Points

Career: N/A

Season: N/A

ACC: N/A

#### Rebounds

Career: N/A

Season: N/A

ACC: N/A

#### Assists

Career: N/A

Season: N/A

ACC: N/A

#### Steals

Career: N/A

Season: N/A

ACC: N/A

#### Blocked Shots

Career: N/A

Season: N/A

ACC: N/A

#### Field Goals Made

Career: N/A

Season: N/A

ACC: N/A

#### Field Goal Attempts

Career: N/A

Season: N/A

ACC: N/A

#### 3-Point Field Goals Made

Career: N/A

Season: N/A

ACC: N/A

#### 3-Point Field Goal Attempts

Career: N/A

Season: N/A

ACC: N/A

#### Free Throws Made

Career: N/A

Season: N/A

ACC: N/A

#### Free Throw Attempts

Career: N/A

Season: N/A

ACC: N/A

#### Minutes

Career: N/A

Season: N/A

ACC: N/A

\* Recorded more than once with most recent listed


CAREER STATISTICS			Total			3-Point			Free Throws			Rebounds				Scoring									
Year	GP	GS	Min	Avg	FG	FGA	Pct	FG	FGA	Pct	FT	FTA	Pct	Off	Def	Tot	Avg	PF	FO	Ast	TO	Blk	Stl	Pts	Avg
2022-23	-	-	-	-	-	-	-	-	-	-	-	-	-	-	-	-	-	-	-	-	-	-	-	-	-
TOTAL	-	-	-	-	-	-	-	-	-	-	-	-	-	-	-	-	-	-	-	-	-	-	-	-	-







# 0



# AJ CASEY

FIRST-YEAR FRESHMAN | FORWARD | 6-9 | 213

Chicago, Ill. | Whitney Young

- Perhaps Miami's most accomplished and versatile frontcourt player in the freshman class
- Has the size, strength and athletic ability to play the three, four and five
- Can shoot 3-pointers, fill the lane on a fast break and guard multiple positions at the other end
- Will only see a glimpse of his potential as a freshman, but his ceiling is very high
- Between his June 2022 arrival at Miami and September 2022, gained 13 pounds (200 to 213), as well as increased his max bench press by 30 pounds (160 to 190) and his one-step vertical jump by 5.5 inches (30.5 to 36), the latter mark giving him a high touch of 11-9
- Enters the season with the second-highest max front squat on the team (245) after improving his mark by 20 pounds following his arrival at Miami

2022-23			
Opposition	P	R	A
Lafayette	-	-	-
UNC Greensboro	-	-	-
Florida A&M	-	-	-
vs. Providence	-	-	-
vs. TBD	-	-	-
St. Francis Brooklyn	-	-	-
at UCF	-	-	-
Rutgers	-	-	-
at Louisville	-	-	-
Cornell	-	-	-
NC State	-	-	-
St. Francis (PA)	-	-	-
Virginia	-	-	-
Vermont	-	-	-
at Notre Dame	-	-	-
at Georgia Tech	-	-	-
Boston College	-	-	-
at NC State	-	-	-
Syracuse	-	-	-
at Duke	-	-	-
at Florida State	-	-	-
at Pittsburgh	-	-	-
Virginia Tech	-	-	-
at Clemson	-	-	-
Duke	-	-	-
Louisville	-	-	-
at North Carolina	-	-	-
Wake Forest	-	-	-
at Virginia Tech	-	-	-
Florida State	-	-	-
Pittsburgh	-	-	-
vs. TBD	-	-	-

### CASEY CAREER / SEASON HIGHS

<b>Points</b>
Career: N/A
Season: N/A
ACC: N/A
<b>Rebounds</b>
Career: N/A
Season: N/A
ACC: N/A
<b>Assists</b>
Career: N/A
Season: N/A
ACC: N/A
<b>Steals</b>
Career: N/A
Season: N/A
ACC: N/A
<b>Blocked Shots</b>
Career: N/A
Season: N/A
ACC: N/A
<b>Field Goals Made</b>
Career: N/A
Season: N/A
ACC: N/A
<b>Field Goal Attempts</b>
Career: N/A
Season: N/A
ACC: N/A
<b>3-Point Field Goals Made</b>
Career: N/A
Season: N/A
ACC: N/A
<b>3-Point Field Goal Attempts</b>
Career: N/A
Season: N/A
ACC: N/A
<b>Free Throws Made</b>
Career: N/A
Season: N/A
ACC: N/A
<b>Free Throw Attempts</b>
Career: N/A
Season: N/A
ACC: N/A
<b>Minutes</b>
Career: N/A
Season: N/A
ACC: N/A

\* Recorded more than once with most recent listed

**High School:** Graduated from Whitney M. Young Magnet High School ... Consensus four-star recruit ... Tabbed the premier recruit in Illinois by Rivals, as well as third-best by ESPN and fourth-best by 247Sports ... Ranked No. 50 in the country by Rivals and No. 55 by ESPN, both placing him sixth among power forwards ... Finished No. 73 in the 247Sports Composite rankings, good for No. 12 among power forwards ... McDonald's All-American Game nominee ... Four-time all-state pick, three-time *Chicago Sun Times All-Area* designee and two-year team captain ... Put up 19.0 points, 10.0 rebounds, 5.0 assists, 3.0 steals and 3.0 blocks per game as a senior ... Unanimous first team all-state selection ... Named to the City of Palms First Team and the Bass Pro Shops Tournament of Champions First Team ... Guided his team to a 25-10 record, a city title, a conference crown and a state finals berth ... Averaged 16.0 points, 10.0 rebounds, 4.0 assists, 3.0 steals and 2.0 blocks per game as a junior ... Led his team to a 15-1 record and a league title ... Attended Tinley Park High School as a sophomore and eclipsed the career 1,000-point mark ... Played at Simeon Career Academy as a freshman, earning MaxPreps Freshman All-America Honorable Mention status ... Attended four USA Basketball camps: Oct. 2018 Junior National Team (Colorado Springs, Colo.), April 2019 Junior National Team (Minneapolis), May 2019 U16 National Team (Fort Lauderdale, Fla.) and July 2019 Junior National Team (Colorado Springs) ... Helped Meanstreets reach the 2021 Nike EYBL Peach Jam semifinals ... Four-year high school honor roll student graduated with a 3.6 GPA ... Notable Whitney Young graduates include Missouri head basketball coach Dennis Gates, 1991 No. 1 NFL Draft pick Russell Maryland (Miami alumnus), former First Lady Michelle Obama, 2015 top-three NBA Draft pick Jahlil Okafor, 13-year NBA player Quentin Richardson and actor Craig Robinson.

**Personal:** Full name is Andre Thomas Casey Jr. ... Goes by AJ ... Born Jan. 26, 2004 ... Parents are Andre Casey Sr., and Chermere Lanier-Casey ... Has a younger brother, A'mere ... Majoring in communication with an undeclared track ... Favorite athlete is LeBron James because of how he carries himself, his work ethic and the things he does both on and off the court ... Best sports memory is winning the city championship as a senior ... Played football in middle school ... Committed to Miami over DePaul, Gonzaga, Memphis, Michigan and Ohio State, among many others ... Chose Miami because he felt it was the best fit.

CAREER STATISTICS			Total			3-Point			Free Throws			Rebounds				Scoring									
Year	GP	GS	Min	Avg	FG	FGA	Pct	FG	FGA	Pct	FT	FTA	Pct	Off	Def	Tot	Avg	PF	FO	Ast	TO	Blk	Stl	Pts	Avg
2022-23	-	-	-	-	-	-	-	-	-	-	-	-	-	-	-	-	-	-	-	-	-	-	-	-	-
TOTAL	-	-	-	-	-	-	-	-	-	-	-	-	-	-	-	-	-	-	-	-	-	-	-	-	-



# FILIPPOS GKOGKOS

FOURTH-YEAR JUNIOR | GUARD | 6-4 | 200

# #10

Athens, Greece | International School of Bucharest (Romania)

- A brilliant student who brings an energetic personality to the team
- Solid shooter and ball-handler
- Grew one inch and added five pounds in advance of the 2022-23 season
- Six of the 11 minutes he played over his first two seasons as a Hurricane came against North Carolina (1/25/20) at the Dean E. Smith Center
- Made his first NCAA Tournament appearance in Miami's Round of 32 win over second-seeded Auburn (3/20/22)

### As a Third-Year Sophomore (2021-22): NABC Honors Court

Appeared in six games, including two in the NCAA Tournament ... Grabbed one board in six total minutes of play ... Season debut came in Kissimmee, Fla., against No. 10/9 Alabama (11/28) ... Pulled down a rebound in the win over eventual NCAA runner-up North Carolina (1/18) ... Appeared in the Hurricanes' NCAA Tournament Round of 32 triumph over No. 8/7 Auburn (3/20) ... Played the final 100 seconds of the season versus the eventual national champion, third-ranked Kansas (3/27), in the Elite Eight.

**As a Sophomore (2020-21):** Season did not count towards eligibility due to COVID-19 pandemic ... Played in four games, all against conference foes ... Finished the year with one rebound in seven minutes of action ... Took classes remotely from Romania during the fall and returned to Miami in January, rejoining the team in advance of its win over No. 16/18 Louisville (1/6/21) ... Made his season debut at No. 16 Florida State (1/27) ... Also earned playing time versus Georgia Tech (2/20) and No. 11/9 Florida State (2/24), as well as on the road against the reigning national champion, No. 21/20 Virginia (3/1).

**As a Freshman (2019-20):** Joined the team as a walk-on ... Appeared in seven games, including five in ACC play ... Totaled three rebounds and one steal in 14 minutes of action ... Made his Miami debut against Quinnipiac (11/16) ... Grabbed two rebounds versus Coppin State (12/21) ... Played a season-high six minutes at North Carolina (1/25) and recorded his first steal ... Pulled down a rebound at eighth-ranked Florida State (2/8).

**High School:** Graduated from the International School of Bucharest in Romania ... Played for Ka Sam Basketball Club ... Aided his team to a third-place finish in the Romanian Basketball Federation tournament in 2019 ... Ranked as a top-five player in the league after averaging 23 points, 12 rebounds and four assists per game ... Helped his team finish second in 2018 after tallying 20 points, 11 boards and five assists per contest ... Finished in fourth place in Romania in 2017 and took second in 2016 ... Competed in national and international fencing tournaments, including winning the Romanian U16 title in 2017 and U17 crown in 2018, as well as the Greek U20 championship in 2018 ... High school prefect and high honors receipt for his academic success.

**Personal:** Full name is Filippos Gkogkos ... Name is pronounced Fill-EEP-Ose GO-Gose ... Goes by Filip ... Born June 16, 2001 ... Parents are Anargyros Gkogkos and Theano Milla ... Father is a business executive and mother owns a company ... Has an older brother, Alexandros ... Double-majoring in business analytics and finance, with a minor in political economy business ... Favorite athlete is LeBron James because of his athletic ability, accomplishments, community involvement and personality ... Best sports memory is winning the Romanian national title in 2015, the year before starting high school ... Chose Miami because of its great business school, receiving an academic scholarship and the opportunities the University provides ... Also considered attending Drexel, Hofstra, North Carolina and San Diego.

2022-23				
Opposition	P	R	A	
Lafayette	-	-	-	
UNC Greensboro	-	-	-	
Florida A&M	-	-	-	
vs. Providence	-	-	-	
vs. TBD	-	-	-	
St. Francis Brooklyn	-	-	-	
at UCF	-	-	-	
Rutgers	-	-	-	
at Louisville	-	-	-	
Cornell	-	-	-	
NC State	-	-	-	
St. Francis (PA)	-	-	-	
Virginia	-	-	-	
Vermont	-	-	-	
at Notre Dame	-	-	-	
at Georgia Tech	-	-	-	
Boston College	-	-	-	
at NC State	-	-	-	
Syracuse	-	-	-	
at Duke	-	-	-	
at Florida State	-	-	-	
at Pittsburgh	-	-	-	
Virginia Tech	-	-	-	
at Clemson	-	-	-	
Duke	-	-	-	
Louisville	-	-	-	
at North Carolina	-	-	-	
Wake Forest	-	-	-	
at Virginia Tech	-	-	-	
Florida State	-	-	-	
Pittsburgh	-	-	-	
vs. TBD	-	-	-	

2021-22				
Opposition	P	R	A	
Canisius	-	-	-	
UCF	-	-	-	
at Florida Atlantic	-	-	-	
Florida A&M	-	-	-	
vs. Dayton	-	-	-	
vs. North Texas	-	-	-	
vs. Alabama	0	0	0	
at Penn State	-	-	-	
Clemson	-	-	-	
Lipscomb	0	0	0	
vs. Fordham	-	-	-	
Stetson	-	-	-	
NC State	-	-	-	
Wake Forest	-	-	-	
Syracuse	-	-	-	
at Duke	-	-	-	
at Florida State	-	-	-	
North Carolina	0	1	0	
Florida State	-	-	-	
at Virginia Tech	-	-	-	
at Georgia Tech	-	-	-	
Notre Dame	-	-	-	
at Virginia	-	-	-	
Georgia Tech	-	-	-	
at Wake Forest	-	-	-	
at Louisville	-	-	-	
Virginia	-	-	-	
at Pittsburgh	0	0	0	
Virginia Tech	-	-	-	
at Boston College	-	-	-	
at Syracuse	-	-	-	
vs. Boston College	-	-	-	
vs. Duke	-	-	-	
vs. USC	-	-	-	
vs. Auburn	0	0	0	
vs. Iowa State	-	-	-	
vs. Kansas	0	0	0	

2020-21				
Opposition	P	R	A	
North Florida	-	-	-	
Stetson	-	-	-	
Purdue	-	-	-	
FGCU	-	-	-	
Pittsburgh	-	-	-	
Jacksonville	-	-	-	
at Virginia Tech	-	-	-	
Clemson	-	-	-	
North Carolina	-	-	-	
at NC State	-	-	-	
at Boston College	-	-	-	
Louisville	-	-	-	
at Syracuse	-	-	-	
Notre Dame	-	-	-	
at Florida State	0	0	0	
at Wake Forest	-	-	-	
Duke	-	-	-	
Virginia Tech	-	-	-	
at Notre Dame	-	-	-	
Georgia Tech	0	0	0	
Florida State	0	1	0	
at Clemson	-	-	-	
at Virginia	0	0	0	
Boston College	-	-	-	
vs. Pittsburgh	-	-	-	
vs. Clemson	-	-	-	
vs. Georgia Tech	-	-	-	

2019-20				
Opposition	P	R	A	
Louisville	-	-	-	
Florida Atlantic	-	-	-	
at UCF	-	-	-	
Quinnipiac	0	0	0	
vs. Missouri State	-	-	-	
vs. Florida	-	-	-	
vs. UConn	-	-	-	
at Illinois	-	-	-	
Alabama A&M	-	-	-	
vs. Temple	-	-	-	
Coppin State	0	2	0	
at Clemson	-	-	-	
Duke	-	-	-	
at Louisville	-	-	-	
Pittsburgh	-	-	-	
at NC State	0	0	0	
Florida State	-	-	-	
at Duke	0	0	0	
at North Carolina	0	0	0	
Virginia Tech	-	-	-	
at Pittsburgh	-	-	-	
at Clemson	-	-	-	
at Florida State	0	1	0	
Boston College	0	0	0	
Wake Forest	-	-	-	
at Virginia Tech	-	-	-	
at Notre Dame	-	-	-	
at Georgia Tech	-	-	-	
Virginia	-	-	-	
Syracuse	-	-	-	
vs. Clemson	-	-	-	

### GKOGKOS CAREER / SEASON HIGHS

<b>Points</b>
Career: N/A
Season: N/A
ACC: N/A
<b>Rebounds</b>
Career: 2, vs. Coppin State, 12/21/19
Season: 1, vs. North Carolina, 1/18/22
ACC: 1*, vs. North Carolina, 1/18/22
<b>Assists</b>
Career: N/A
Season: N/A
ACC: N/A
<b>Steals</b>
Career: 1, at North Carolina, 1/25/20
Season: N/A
ACC: 1, at North Carolina, 1/25/20
<b>Blocked Shots</b>
Career: N/A
Season: N/A
ACC: N/A
<b>Field Goals Made</b>
Career: N/A
Season: N/A
ACC: N/A
<b>Field Goal Attempts</b>
Career: 2, at North Carolina, 1/25/20
Season: 1~, vs. Alabama, 11/28/21
ACC: 2, at North Carolina, 1/25/20
<b>3-Point Field Goals Made</b>
Career: N/A
Season: N/A
ACC: N/A
<b>3-Point Field Goal Attempts</b>
Career: 1~, vs. Alabama, 11/28/21
Season: 1~, vs. Alabama, 11/28/21
ACC: N/A
<b>Free Throws Made</b>
Career: N/A
Season: N/A
ACC: N/A
<b>Free Throw Attempts</b>
Career: N/A
Season: N/A
ACC: N/A
<b>Minutes</b>
Career: 6, at North Carolina, 1/25/20
Season: 2~, vs. Alabama, 11/28/21
ACC: 6, at North Carolina, 1/25/20

\* Recorded more than once with most recent listed  
~ Regular season game at neutral site

Year	CAREER STATISTICS				Total			3-Point			Free Throws			Rebounds				Scoring							
	GP	GS	Min	Avg	FG	FGA	Pct	FG	FGA	Pct	FT	FTA	Pct	Off	Def	Tot	Avg	PF	FO	Ast	TO	Blk	Stl	Pts	Avg
2019-20	7	0	14	2.0	0	3	.000	0	0	.000	0	0	.000	1	2	3	0.4	1	0	0	0	0	1	0	0.0
2020-21	4	0	6	1.5	0	1	.000	0	0	.000	0	0	.000	1	0	1	0.3	0	0	0	0	0	0	0	0.0
2021-22	6	0	6	1.0	0	1	.000	0	1	.000	0	0	.000	0	1	1	0.2	0	0	0	0	0	0	0	0.0
2022-23	-	-	-	-	-	-	-	-	-	-	-	-	-	-	-	-	-	-	-	-	-	-	-	-	-
<b>TOTAL</b>	<b>17</b>	<b>0</b>	<b>26</b>	<b>1.5</b>	<b>0</b>	<b>5</b>	<b>.000</b>	<b>0</b>	<b>1</b>	<b>.000</b>	<b>0</b>	<b>0</b>	<b>.000</b>	<b>2</b>	<b>3</b>	<b>5</b>	<b>0.3</b>	<b>1</b>	<b>0</b>	<b>0</b>	<b>0</b>	<b>0</b>	<b>1</b>	<b>0</b>	<b>0.0</b>



# #4



# BENSLEY JOSEPH

SECOND-YEAR SOPHOMORE | GUARD | 6-2 | 207

Arlington, Mass. | Putnam Science Academy (Conn.)

- True point guard with strong knowledge of how to quarterback his team on the offensive end
- Miami's best perimeter defender can put great pressure on the ball and guard multiple positions
- Possesses excellent strength and athletic ability
- Grew one inch and added 12 pounds (195 to 207) in advance of the 2022-23 season
- Between May 2022 and September 2022, increased his front squat by 25 pounds, from 225 to a co-team-high 250
- During the same timeframe, upped both his max bench press (200 to 230) and max power clean (195 to 225) by 30 pounds, as well as nearly doubled his max-rep chin-up count (eight to 15) and increased his standing vertical jump by three inches (30.5 to 33.5)
- Connected on seven of his first nine 3-pointers as collegian, including making at least one in each of his first four ACC outings
- Hit two 3-pointers against Syracuse (1/5/22), including the go-ahead shot, during Miami's 24-4 run that turned an 18-point deficit into a two-point lead
- Grabbed a career-high-tying six rebounds and notched his second collegiate blocked shot in the win at Boston College (3/2/22), just eight miles away from his hometown of Arlington, Mass.
- Notched his first collegiate NCAA Tournament rebound and points in the final minute of the Hurricanes' two-point victory over seventh-seeded USC (3/18/22) in the Round of 64
- One of just 13 DI players (min. 20 GP & 20 3PA) in 2021-22 to shoot at least 39 percent from deep and under 30 percent on 2-pointers

2022-23				
Opposition	P	R	A	
Lafayette	-	-	-	
UNC Greensboro	-	-	-	
Florida A&M	-	-	-	
vs. Providence	-	-	-	
vs. TBD	-	-	-	
St. Francis Brooklyn	-	-	-	
at UCF	-	-	-	
Rutgers	-	-	-	
at Louisville	-	-	-	
Cornell	-	-	-	
NC State	-	-	-	
St. Francis (PA)	-	-	-	
Virginia	-	-	-	
Vermont	-	-	-	
at Notre Dame	-	-	-	
at Georgia Tech	-	-	-	
Boston College	-	-	-	
at NC State	-	-	-	
Syracuse	-	-	-	
at Duke	-	-	-	
at Florida State	-	-	-	
at Pittsburgh	-	-	-	
Virginia Tech	-	-	-	
at Clemson	-	-	-	
Duke	-	-	-	
Louisville	-	-	-	
at North Carolina	-	-	-	
Wake Forest	-	-	-	
at Virginia Tech	-	-	-	
Florida State	-	-	-	
Pittsburgh	-	-	-	
vs. TBD	-	-	-	

2021-22				
Opposition	P	R	A	
Canisius	-	-	-	
UCF	3	1	1	
at Florida Atlantic	4	1	0	
Florida A&M	0	3	1	
vs. Dayton	8	1	1	
vs. North Texas	0	0	1	
vs. Alabama	0	3	0	
at Penn State	0	2	1	
Clemson	3	2	0	
Lipscomb	0	4	2	
vs. Fordham	0	0	1	
Stetson	5	2	1	
NC State	7	1	1	
Wake Forest	4	0	1	
Syracuse	6	1	1	
at Duke	0	0	0	
at Florida State	0	0	0	
North Carolina	5	3	2	
Florida State	3	0	0	
at Virginia Tech	0	0	0	
at Georgia Tech	5	5	2	
Notre Dame	5	2	2	
at Virginia	2	1	1	
Georgia Tech	4	6	4	
at Wake Forest	2	4	2	
at Louisville	0	2	0	
Virginia	2	2	0	
at Pittsburgh	6	0	0	
Virginia Tech	0	0	0	
at Boston College	2	6	0	
at Syracuse	2	1	0	
vs. Boston College	0	0	0	
vs. Duke	0	1	0	
vs. USC	2	1	1	
vs. Auburn	0	2	0	
vs. Iowa State	0	0	1	
vs. Kansas	2	1	1	

### JOSEPH CAREER / SEASON HIGHS

Points
Career: 8-, vs. Dayton, 11/25/21
Season: 8-, vs. Dayton, 11/25/21
ACC: 7, vs. NC State, 12/29/21
Rebounds
Career: 6*, at Boston College, 3/2/22
Season: 6*, at Boston College, 3/2/22
ACC: 6*, at Boston College, 3/2/22
Assists
Career: 4, vs. Georgia Tech, 2/9/22
Season: 4, vs. Georgia Tech, 2/9/22
ACC: 4, vs. Georgia Tech, 2/9/22
Steals
Career: 2*, vs. Virginia Tech, 2/26/22
Season: 2*, vs. Virginia Tech, 2/26/22
ACC: 2*, vs. Virginia Tech, 2/26/22
Blocked Shots
Career: 1+*, vs. Iowa State, 3/25/22
Season: 1+*, vs. Iowa State, 3/25/22
ACC: 1*, at Boston College, 3/2/22
Field Goals Made
Career: 3-, vs. Dayton, 11/25/21
Season: 3-, vs. Dayton, 11/25/21
ACC: 2*, at Pittsburgh, 2/22/22
Field Goal Attempts
Career: 10, vs. Virginia, 2/19/22
Season: 10, vs. Virginia, 2/19/22
ACC: 10, vs. Virginia, 2/19/22
3-Point Field Goals Made
Career: 2*, at Pittsburgh, 2/22/22
Season: 2*, at Pittsburgh, 2/22/22
ACC: 2*, at Pittsburgh, 2/22/22
3-Point Field Goal Attempts
Career: 6, vs. Syracuse, 1/5/22
Season: 6, vs. Syracuse, 1/5/22
ACC: 6, vs. Syracuse, 1/5/22
Free Throws Made
Career: 4, at Florida Atlantic, 11/16/21
Season: 4, at Florida Atlantic, 11/16/21
ACC: 2*, vs. Georgia Tech, 2/9/22
Free Throw Attempts
Career: 4, at Florida Atlantic, 11/16/21
Season: 4, at Florida Atlantic, 11/16/21
ACC: 3, at Georgia Tech, 1/29/22
Minutes
Career: 28, vs. Georgia Tech, 2/9/22
Season: 28, vs. Georgia Tech, 2/9/22
ACC: 28, vs. Georgia Tech, 2/9/22

\* Recorded more than once with most recent listed + NCAA Tournament

**As a Freshman (2021-22):** Appeared in the final 36 games of the season ... Averaged 2.3 points and 1.6 rebounds per game while shooting 39.5 percent (18-of-39) from 3-point range and 83.3 percent (15-of-18) at the line ... Made nine of his first 13 3-point attempts, including seven of his first nine ... After not playing in the season opener, debuted with three points in 17 minutes against UCF (11/13) ... Shot 4-of-4 on free throws, a season high in each area, at Florida Atlantic (11/16) in his first road action ... Posted a season-best eight points on 3-of-4 shooting, including a 2-of-3 clip from deep, against Dayton (11/25) in Kissimmee, Fla. ... Recorded seven points in 19 minutes versus NC State (12/29) ... Scored six points on a pair of 3-pointers, the latter giving Miami the lead after trailing by 18, in the win over Syracuse (1/5) ... Notched five points and two assists in 19 minutes in the victory against eventual NCAA runner-up North Carolina (1/18) ... Finished with five points, five rebounds and two assists in 22 minutes at Georgia Tech (1/29), hitting his lone 3-pointer ... Logged five points and two assists in 19 minutes versus Notre Dame (2/2) ... Set season highs in rebounds (six), assists (four) and minutes (28) against Georgia Tech (2/9), his third multi-assist outing in a four-game stretch after posting just two prior ... Scored six points and made both his 3-pointers at Pittsburgh (2/22) ... Tied his season high with six boards in 20 minutes in a homecoming game at Boston College (3/2) ... Appeared in all four NCAA Tournament games, including notching 15 minutes in the first-round win over No. 21/22 USC (3/18) and 17 in the Elite Eight game against the eventual national champion, third-ranked Kansas (3/27).

**High School:** Graduated from Putnam Science Academy (Conn.) ... Consensus top-150 recruit, unanimously considered the best prospect in Connecticut ... Considered a four-star recruit by ESPN, 247Sports and the 247Sports Composite ... Ranked No. 80 overall and No. 14 among point guards by ESPN ... Placed No. 126 in the 247 rankings, including No. 19 at his position ... Tabbed as the No. 103 recruit, including No. 16 among point guards, by the 247Sports Composite ... Also finished No. 148 in the Rivals rankings, good for No. 27 at his position ... Missed his entire senior season with a left ankle injury sustained in a scrimmage ... Attended Cushing Academy (Mass.) as a junior and served as the team captain ... Averaged 15.4 points, 7.2 rebounds and 6.8 assists per game, en route to Class AA All-NEPSAC honors ... Went to his hometown Arlington High School (Mass.) for two years ... Played on the soccer team as a sophomore ... The Detroit Pistons' Hamidou Diallo also graduated from Putnam, while the Milwaukee Bucks' Pat Connaughton also hails from Arlington, Mass.

**Personal:** Full name is Bensley Ralph Joseph ... Goes by Benz ... Born Feb. 18, 2002, in Miami ... Lived in Miami for the first eight months of his life, before moving to Massachusetts ... Mother is Rachel Lamonge, who is originally from Haiti ... Does not have any siblings ... Majoring in exploratory arts & sciences ... Favorite athlete is Damian Lillard because he is a realist on and off the court, as well as a reliable late-game player ... Best sports memory is hitting a buzzer-beating jump-shot against Canterbury School as a junior and getting mobbed by his teammates ... Committed to Miami over Boston College, Georgetown, Marquette and Providence ... Chose Miami because he felt the staff valued his game and showed the most interest.

CAREER STATISTICS	Total				3-Point			Free Throws			Rebounds			Scoring											
	Year	GP	GS	Min	Avg	FG	FGA	Pct	FG	FGA	Pct	FT	FTA	Pct	Off	Def	Tot	Avg	PF	FO	Ast	TO	Blk	Stl	Pts
2021-22	36	0	480	13.3	26	75	.347	15	38	.395	15	18	.833	10	48	58	1.6	42	0	28	25	3	16	82	2.3
2022-23	-	-	-	-	-	-	-	-	-	-	-	-	-	-	-	-	-	-	-	-	-	-	-	-	-
<b>TOTAL</b>	<b>36</b>	<b>0</b>	<b>480</b>	<b>13.3</b>	<b>26</b>	<b>75</b>	<b>.347</b>	<b>15</b>	<b>38</b>	<b>.395</b>	<b>15</b>	<b>18</b>	<b>.833</b>	<b>10</b>	<b>48</b>	<b>58</b>	<b>1.6</b>	<b>42</b>	<b>0</b>	<b>28</b>	<b>25</b>	<b>3</b>	<b>16</b>	<b>82</b>	<b>2.3</b>



# DANILO JOVANOVIĆ

FIRST-YEAR FRESHMAN | FORWARD | 6-8 | 219

# # 23

Milwaukee, Wis. | Whitnall

- Has the size and skill to play multiple frontcourt positions
- Freshman year will be an important time for his continued growth
- Owns a high basketball IQ that makes him fun to play with and makes a lot of good decisions at both ends of the floor
- Upped his max bench press by 25 pounds (175 to 200) and his front squat by 20 pounds (205 to 225) between his June 2022 arrival at Miami and September 2022

Opposition	2022-23		
	P	R	A
Lafayette	-	-	-
UNC Greensboro	-	-	-
Florida A&M	-	-	-
vs. Providence	-	-	-
vs. TBD	-	-	-
St. Francis Brooklyn	-	-	-
at UCF	-	-	-
Rutgers	-	-	-
at Louisville	-	-	-
Cornell	-	-	-
NC State	-	-	-
St. Francis (PA)	-	-	-
Virginia	-	-	-
Vermont	-	-	-
at Notre Dame	-	-	-
at Georgia Tech	-	-	-
Boston College	-	-	-
at NC State	-	-	-
Syracuse	-	-	-
at Duke	-	-	-
at Florida State	-	-	-
at Pittsburgh	-	-	-
Virginia Tech	-	-	-
at Clemson	-	-	-
Duke	-	-	-
Louisville	-	-	-
at North Carolina	-	-	-
Wake Forest	-	-	-
at Virginia Tech	-	-	-
Florida State	-	-	-
Pittsburgh	-	-	-
vs. TBD	-	-	-

**High School:** Graduated from Whitnall High School ... Labeled a four-star recruit by ESPN and a three-star player by 247Sports and Rivals ... Considered the third-best prospect in Wisconsin by 247Sports and fifth-best by ESPN ... Placed No. 186 in the 247Sports Composite rankings, good for No. 43 among small forwards ... Ranked No. 27 at the power forward position by ESPN ... McDonald's All-American Game nominee ... Two-time unanimous conference player of the year ... Led his team to two conference titles and a regional crown ... Named *Associated Press* First Team All-State as a senior after averaging 29.0 points and 11.0 rebounds per game ... Helped his team to a 21-4 record, including a perfect 12-0 mark in league play ... Tallied 23.0 points and 8.0 rebounds per game as a junior ... First Team All-Conference pick as a sophomore, first of three such honors, after posting 21.0 points per game ... Varsity letter winner as a freshman ... Competing for Phenom University – Team Herro, averaged 15.5 points and 6.8 rebounds per game during the 2021 Nike EYBL slate ... Miami Heat guard Tyler Herro and former Wisconsin quarterback Joel Stave also attended Whitnall.

**Personal:** Full name is Danilo Jovanovich ... Name is pronounced DAHN-Ih-Low Yo-VAHN-Uh-Vich ... Nickname is “DL0” ... Born Oct. 9, 2003 ... Parents are Milan and Bozana Jovanovich ... Has an older sister, Marina Pavlik, and an older brother, Dimitrije Jovanovich ... Majoring in business with an undeclared track... Favorite athlete is Dwyane Wade because of the inspiration provided by watching him play as a child ... Best sports memory is winning the regional championship as a senior ... Pregame superstition is a 30-minute nap followed by a cold shower ... Committed to Miami over offers from DePaul, Illinois, UIC, Milwaukee, Penn State, USC and Wake Forest ... Chose Miami because of the family environment, the quality of the program and the great coaching staff.

### JOVANOVIĆ CAREER / SEASON HIGHS

<b>Points</b>
Career: N/A
Season: N/A
ACC: N/A
<b>Rebounds</b>
Career: N/A
Season: N/A
ACC: N/A
<b>Assists</b>
Career: N/A
Season: N/A
ACC: N/A
<b>Steals</b>
Career: N/A
Season: N/A
ACC: N/A
<b>Blocked Shots</b>
Career: N/A
Season: N/A
ACC: N/A
<b>Field Goals Made</b>
Career: N/A
Season: N/A
ACC: N/A
<b>Field Goal Attempts</b>
Career: N/A
Season: N/A
ACC: N/A
<b>3-Point Field Goals Made</b>
Career: N/A
Season: N/A
ACC: N/A
<b>3-Point Field Goal Attempts</b>
Career: N/A
Season: N/A
ACC: N/A
<b>Free Throws Made</b>
Career: N/A
Season: N/A
ACC: N/A
<b>Free Throw Attempts</b>
Career: N/A
Season: N/A
ACC: N/A
<b>Minutes</b>
Career: N/A
Season: N/A
ACC: N/A

\* Recorded more than once with most recent listed

CAREER STATISTICS			Total			3-Point			Free Throws			Rebounds			Scoring										
Year	GP	GS	Min	Avg	FG	FGA	Pct	FG	FGA	Pct	FT	FTA	Pct	Off	Def	Tot	Avg	PF	FO	Ast	TO	Blk	Stl	Pts	Avg
2022-23	-	-	-	-	-	-	-	-	-	-	-	-	-	-	-	-	-	-	-	-	-	-	-	-	-
<b>TOTAL</b>	-	-	-	-	-	-	-	-	-	-	-	-	-	-	-	-	-	-	-	-	-	-	-	-	-





# JORDAN MILLER

# # 11

(min. 6 FGM) and co-second-highest rebound total in program history, with 75.0 (6-of-8) and 13 marks, respectively ... Finished fourth in the ACC in steals per game (No. 86 in NCAA) and No. 10 in offensive rebounding ... In ACC-only action, placed second in field-goal percentage (60.5), fourth in steals (1.95), No. 10 in offensive rebounding (2.2) and No. 18 in rebounding (5.8) ... Tied for the most steals in a game (seven) by an ACC player all season ... Tied for eighth in the nation with three five-steals outings, one of only two ACC players to post that many ... First Hurricane since the 1985-86 program rebirth to average at least 10.0 points and 1.5 steals per game while shooting over 55 percent from the field ... Sixth ACC player in the last 30 years—the other five were all top-five NBA Draft picks—to average at least 10.0 points and 1.5 steals per game while shooting over 56 percent from the field, as well as one of three DI players—joining Oscar Tshiebwé and Norchad Omier—to do so in 2021-22 ... Scored in double figures 17 times, all in the last 29 outings—including nine of the final 12 games—with Miami going 15-2 in those contests ... Posted 15-plus points on nine occasions and reached 25 twice ... Grabbed five-plus rebounds 27 times, with seven-plus in 12 games and 11-plus in three ... Posted multiple steals in 19 contests, with three-plus six times and five-plus a team-high thrice ... Blocked multiple shots in five appearances ... Played 30-plus minutes 25 times, including in 24 of his last 28 outings, surpassing 35 on eight occasions ... Registered two double-doubles ... Led or co-led Miami in steals 13 times, in rebounding a team-best 12 times, in blocks nine times, in scoring twice and in assists twice ... Amassed the two highest single-game rebounding totals (13 twice) by a Miami player on the year and tied for the highest single-game steal total (seven) ... Notched the most single-game makes without a miss (six) by a Hurricane all season, as well as tied for the second-most made free throws without a miss (five). *Additional season information available on [MiamiHurricanes.com](http://MiamiHurricanes.com) website bio page.*

### As a Junior at George Mason (2020-21): *Third Team All-Atlantic 10 ... DC Paradise Jam All-Tournament Team*

Played in 20 of 22 games, logging 18 starts ... Led the team in points (15.8), rebounds (6.1) and minutes (32.9) per outing, while placing third in both assists (2.0) and steals (1.0) ... Finished sixth in the A-10 in offensive rebounds per game (2.4), as well as No. 10 in scoring and No. 11 in field goal percentage (46.3) ... Scored in double figures 17 times, with 15-plus on 13 occasions and 20-plus thrice ... Grabbed five boards in 13 games, with eight-plus in seven of them, reaching double digits twice ... Played 30-plus minutes 16 times, with 35-plus in nine games and over 40 twice ... Compiled two double-doubles ... Posted 19 points, nine rebounds and a career-high-tying nine steals against Belmont (11/27), shooting 8-of-15 ... Set career highs in points (30) and made 3-pointers, while tying a career best in made field goals, against Howard (11/27), finishing 8-of-10 from deep after making his first six attempts and going 10-of-15 overall, as well as logging eight rebounds ... Notched 26 points, eight rebounds and a career-best five assists in a then-career-high 41 minutes at UMass (12/30), finishing 10-of-15 at the line to set a career high in attempts ... Scored 15 points at Dayton (1/2) ... Logged 10 points and eight boards against La Salle (1/13) ... Recorded 22 points at Rhode Island (1/16), shooting 9-of-17 overall and 4-of-8 on 3-pointers ... Tallied 17 points and six boards in a career-best 48 minutes against St. Joseph's (1/20) ... Notched 18 points in 38 minutes at St. Joseph's (1/23) ... Scored 19 points in 13 minutes at St. Bonaventure (1/30) ... Put up 16 points at Dayton (2/5) ... Compiled 16 points on 7-of-11 shooting against Fordham (2/10) ... Registered 15 points, nine rebounds and three steals in 36 minutes during an overtime win at VCU (2/20) ... Logged a double-double with 14 points and a career-best 15 rebounds versus George Washington (2/24) ... Notched 13 points, a career-high-tying five assists and three steals against La Salle (2/27) to end the regular season ... Tallied a 19-point, 10-rebounds double-double in an A-10 Tournament first-round matchup with George Washington (3/4) ... Capped the season with a 15-point showing versus Davidson (3/5) in the A-10 Tournament quarterfinals, marking his 11th straight game with 13-plus points.

### As a Sophomore at George Mason (2019-20): *Cayman Islands Classic All-Tournament Team*

Lone player to start all 32 games for the Patriots ... Led the team in minutes (32.4), while placing second in scoring (12.7) and third in both rebounding (5.3) and steals (1.1), as well as fourth in assists (1.4) ... Scored double-digit points in 23 games, with 15-plus in 10 and 20-plus in three ... Pulled down five-plus boards 18 times, with eight-plus in seven appearances and double figures twice ... Played at least 30 minutes in 24 games, reaching 35 in 16 of them and 38 in four ... Amassed two double-doubles ... Logged a then-career-best 25 points, shooting 10-of-18 to set a career high in makes, five rebounds and two blocks against LIU (11/13) ... Recorded 23 points and eight rebounds in 35 minutes versus Loyola (MD) (11/19), shooting 11-of-13 from the stripe to set a career best in makes and then-career-best in attempts ... Scored 20 points on 7-of-11 shooting against Nebraska (11/26), adding eight boards ... Tallied 19 points on 8-of-13 shooting, including a 3-of-4 clip from deep, versus Jacksonville State (12/3) ... Put up 17 points on 7-of-11 shooting against UMBC (12/21), adding three steals in 35 minutes ... Scored 15 points at TCU (12/30) ... Posted 13 points at La Salle (1/11) ... Recorded 12 points and six boards in 36 minutes at George Washington (1/15) ... Notched 11 points and seven rebounds against Rhode Island (1/28), the first of 12 straight double-digit showings to end the year ... Registered 15 points, eight rebounds and a season-high four assists in 38 minutes at St. Bonaventure (2/1) ... Compiled 11 points and nine boards in 36 minutes at Richmond (2/18) ... Amassed 10 points, six boards and a co-season-best four assists versus St. Joseph's (2/22) ... Tallied a 13-point, 10-rebound double-double against fourth-ranked Dayton (2/25) ... Followed that with another double-double at Duquesne (2/29), totaling 19 points and a then-career-high 11 rebounds in a then-career-best 39 minutes ... Notched 13 points and five boards against Saint Louis (3/4) ... Scored 17 points on 6-of-10 shooting in a then-career-high-tying 39 minutes at Fordham (3/7) to cap the regular season ... Totaled 19 points and seven rebounds against St. Joseph's (3/11) in the A-10 Tournament opener, shooting 8-of-13 in 38 minutes.

**As a Freshman at George Mason (2018-19):** Appeared the final 17 games of the season, starting the last 16 ... Did not play in the first 16 contests due to an initial redshirt plan ... Led the team in rebounding (7.1), offensive rebounding (3.8) and field goal percentage (61.2), while placing third in scoring (10.4) ... Tallied double-digit points 10 times, with 15-plus twice ... Grabbed five-plus rebounds on 13 occasions, with eight-plus nine times and double digits five times ... Played 30-plus minutes in nine games, reaching 35 twice ... Amassed three double-doubles ... Debuted with a 14-point showing at Rhode Island (1/13), shooting 6-of-8 ... Earned his first start at UMass (1/16) and scored seven points ... Posted his first double-double with 14 points and a season-high 13 rebounds at VCU (2/2), shooting 6-of-8 ... Tallied 14 points on 7-of-8 shooting at Richmond (2/6), adding eight boards ... Recorded 10 points and six boards in a season-high 36 minutes against UMass (2/13) ... Had 10 points and five rebounds in 35 minutes at St. Bonaventure (2/17) ... Compiled nine points and 11 rebounds against Duquesne (2/23) ... Notched a 13-point, 10-rebound double-double against Richmond (2/27), shooting 6-of-9 ... Posted 15 points and 10 rebounds at Saint Louis (3/2), shooting 7-of-10 at the line to set season highs in both areas ... Registered an 11-point, 10-rebound double-double against VCU (3/5) ... Scored 17 points on 6-of-6 shooting at George Washington (3/9) in the regular season finale, adding nine boards ... Pulled down 10 rebounds in an A-10 Tournament first-round matchup with George Washington (3/14) ... Ended the year with a 13-point, eight-rebound showing against St. Bonaventure (3/15) in the A-10 Tournament quarterfinals.

**High School:** Graduated from Loudoun Valley High School ... Competed in the prestigious Capital Classic in 2018 ... Set his school's scoring record with over 1,700 career points ... Two-time VHSL all-state honoree ... Selected to *The Washington Post* First Team All-Met as a senior after helping his team to the state semifinals ... Named the VHSL 4A Player of the Year and a WaPo Second Team All-Met designee as a junior ... Led his team to a 30-1 record and the first state title in school history, notching a game-high 26 points in the championship ... Competed on the track & field team in the high jump and 200m ... Played on the AAU circuit with the D1SA Spartans.

**Personal:** Full name is Jordan Tyler Miller ... Born Jan. 23, 2000 in Anaheim, Calif., and moved to Virginia at age six ... Parents are Jeffery and Donna ... Has three older brothers: Jeffery Jr., Justyn and Jovon, the latter of whom played basketball at Ferrum College ... Majoring in communication studies with a minor in sport administration ... Favorite athlete is Kobe Bryant ... Best sports memory is winning a high school state title ... Chose Miami because he felt it was his best option and the staff showed him they really cared.

CAREER STATISTICS	Total				3-Point			Free Throws			Rebounds				Scoring										
	Year	GP	GS	Min	Avg	FG	FGA	Pct	FG	FGA	Pct	FT	FTA	Pct	Off	Def	Tot	Avg	PF	FO	Ast	TO	Blk	Stl	Pts
2018-19*	17	16	502	29.5	71	116	.612	6	18	.333	29	47	.617	64	56	110	7.1	41	1	11	19	13	14	177	10.4
2019-20*	32	32	1037	32.4	145	324	.448	33	100	.330	82	117	.701	70	98	168	5.3	71	2	46	59	5	34	405	12.7
2020-21*	20	18	660	33.0	118	255	.463	24	72	.333	55	71	.775	48	73	121	6.1	32	0	40	38	7	19	315	15.8
2021-22	36	31	1105	30.7	147	262	.561	19	65	.292	48	68	.706	75	139	214	5.9	73	2	40	31	20	63	361	10.0
2022-23	-	-	-	-	-	-	-	-	-	-	-	-	-	-	-	-	-	-	-	-	-	-	-	-	-
<b>GMU</b>	<b>69</b>	<b>66</b>	<b>2199</b>	<b>31.9</b>	<b>334</b>	<b>695</b>	<b>.481</b>	<b>63</b>	<b>190</b>	<b>.332</b>	<b>166</b>	<b>235</b>	<b>.706</b>	<b>182</b>	<b>227</b>	<b>409</b>	<b>5.9</b>	<b>144</b>	<b>3</b>	<b>97</b>	<b>116</b>	<b>25</b>	<b>67</b>	<b>897</b>	<b>13.0</b>
<b>MIAMI</b>	<b>36</b>	<b>31</b>	<b>1105</b>	<b>30.7</b>	<b>147</b>	<b>262</b>	<b>.561</b>	<b>19</b>	<b>65</b>	<b>.292</b>	<b>48</b>	<b>68</b>	<b>.706</b>	<b>75</b>	<b>139</b>	<b>214</b>	<b>5.9</b>	<b>73</b>	<b>2</b>	<b>40</b>	<b>31</b>	<b>20</b>	<b>63</b>	<b>361</b>	<b>10.0</b>
<b>TOTAL</b>	<b>105</b>	<b>97</b>	<b>3304</b>	<b>31.5</b>	<b>481</b>	<b>957</b>	<b>.503</b>	<b>82</b>	<b>255</b>	<b>.322</b>	<b>214</b>	<b>303</b>	<b>.706</b>	<b>257</b>	<b>366</b>	<b>623</b>	<b>5.9</b>	<b>215</b>	<b>5</b>	<b>137</b>	<b>147</b>	<b>45</b>	<b>130</b>	<b>1258</b>	<b>12.0</b>

\* - at George Mason University



# NORCHAD OMIER

THIRD-YEAR SOPHOMORE | FORWARD | 6-7 | 248

# #15

Bluefields, Nicaragua | Arkansas State | Miami Prep (Fla.)

- **30-Point Games:** Three (three in 2021-22)
- **20-Point Games:** 15 (12 in 2021-22)
- **10-Point Games:** 39 (24 in 2021-22)
- **20-Rebound Games:** Two (one in 2021-22)
- **10-Rebound Games:** 40 (21 in 2021-22)
- **Double-Doubles:** 35 (20 in 2021-22)
- Incredibly gifted athlete whose contagious energy and enthusiasm exceed even his own physical capability
- Instant leader in the Miami program is an outstanding defender, rebounder, scorer and teammate
- Will develop into a fan favorite because of his unique personality and limitless exuberance
- Owns a 6-11.5 wingspan, a 37.5-inch one-step vertical jump and an 11-10 high touch
- Between his May 2022 arrival at Miami and September 2022, increased his max power clean by 35 pounds (200 to 235) and his max bench press by 20 pounds (255 to team-high 275)
- One of three DI players, alongside Fardaws Aimaq and Armando Bacot, to post 800-plus points and 630-plus rebounds across the 2020-21 and 2021-22 seasons
- One of eight DI players in a three-decade span (1992-2022) to average 17.0 points and 12.0 rebounds per game while shooting at least 60.0 percent from the floor, alongside the 2021-22 National Player of the Year (Oscar Tshiebwe), three No. 1 overall NBA Draft choices (Blake Griffin in 2008-09, Andrew Bogut in 2004-05 and Tim Duncan in 1996-97), two other first-round picks (Kenneth Faried in 2010-11 and Chris Kaman in 2002-03) and another NBA draftee (Marcus Mann in 1995-96)
- Seventh DI player in three decades (1992-2022) to tally 500 points, 350 rebounds, 50 blocks and 40 steals in a season while shooting at least 60.0 percent, joining Oscar Tshiebwe, three No. 1 overall NBA Draft picks (Anthony Davis in 2011-12, Elton Brand in 1998-99 and Chris Webber in 1992-93) and two more first-round picks (Brice Johnson in 2015-16 and Kenneth Faried in 2010-11)
- Totaled 23 points, 15 rebounds, a co-career-high three assists, a career-best five steals and five blocks in 38 minutes against Coastal Carolina (2/23/22), becoming the first DI player in the last 25 years (1997-2022) with 20p/15r/3a/5s/5b in a game
- Tabbed the No. 11 player in the transfer portal by ESPN, No. 14 by Field of 68 and No. 15 by Stadium

2022-23				
Opposition	P	R	A	
Lafayette	-	-	-	
UNC Greensboro	-	-	-	
Florida A&M	-	-	-	
vs. Providence	-	-	-	
vs. TBD	-	-	-	
St. Francis Brooklyn	-	-	-	
at UCF	-	-	-	
Rutgers	-	-	-	
at Louisville	-	-	-	
Cornell	-	-	-	
NC State	-	-	-	
St. Francis (PA)	-	-	-	
Virginia	-	-	-	
Vermont	-	-	-	
at Notre Dame	-	-	-	
at Georgia Tech	-	-	-	
Boston College	-	-	-	
at NC State	-	-	-	
Syracuse	-	-	-	
at Duke	-	-	-	
at Florida State	-	-	-	
at Pittsburgh	-	-	-	
Virginia Tech	-	-	-	
at Clemson	-	-	-	
Duke	-	-	-	
Louisville	-	-	-	
at North Carolina	-	-	-	
Wake Forest	-	-	-	
at Virginia Tech	-	-	-	
Florida State	-	-	-	
Pittsburgh	-	-	-	
vs. TBD	-	-	-	

2021-22				
Opposition	P	R	A	
Harding	15	12	1	
at Illinois	4	5	0	
Central Baptist	16	6	0	
at SEMO	18	12	3	
Morehead State	9	8	1	
Kansas City	10	8	1	
Central Arkansas	19	13	1	
at Arkansas-Pine Bluff	14	12	3	
at Miss. Valley State	15	15	2	
at Texas Tech	5	7	1	
Air Force	22	16	0	
Lyon	31	10	1	
Georgia Southern	18	11	2	
at Louisiana	29	17	0	
at UL Monroe	24	11	1	
UT Arlington	18	16	2	
Texas State	23	13	1	
at Appalachian State	11	10	0	
at Coastal Carolina	22	10	1	
UL Monroe	23	26	0	
Louisiana	8	17	2	
at Troy	31	11	1	
at South Alabama	9	9	1	
at Texas State	14	9	1	
at UT Arlington	22	16	2	
Coastal Carolina	23	15	3	
Appalachian State	11	8	1	
vs. UL Monroe	35	13	1	
vs. Georgia State	21	17	1	

2020-21				
Opposition	P	R	A	
at Marshall	-	-	-	
at Morehead State	5	6	0	
at Memphis	6	5	1	
Crowley's Ridge	21	13	1	
Arkansas-Pine Bluff	21	19	3	
Central Baptist	16	10	3	
Champion Christian	14	16	1	
at UL Monroe	6	10	1	
at UL Monroe	9	10	0	
UL Monroe	8	12	0	
UL Monroe	22	17	0	
at Louisiana	13	10	0	
at Louisiana	15	13	0	
UT Arlington	15	20	0	
UT Arlington	14	10	1	
Louisiana	9	9	1	
Louisiana	14	10	1	
Little Rock	11	11	1	
at Little Rock	4	6	1	
Texas State	16	14	0	
at UT Arlington	15	14	0	
at UT Arlington	9	11	0	
vs. Georgia Southern	10	18	1	
vs. Georgia State	16	18	2	

### OMIER CAREER / SEASON HIGHS (includes two years at Arkansas State University) Points

Career: 35%, vs. UL Monroe, 3/3/22  
Season: 35%, vs. UL Monroe, 3/3/22  
ACC: N/A

### Rebounds

Career: 26, vs. UL Monroe, 2/3/22  
Season: 26, vs. UL Monroe, 2/3/22  
ACC: N/A

### Assists

Career: 3\*, vs. Coastal Carolina, 2/3/22  
Season: 3\*, vs. Coastal Carolina, 2/3/22  
ACC: N/A

### Steals

Career: 5, vs. Coastal Carolina, 2/3/22  
Season: 5, vs. Coastal Carolina, 2/3/22  
ACC: N/A

### Blocked Shots

Career: 6, vs. Air Force, 12/19/21  
Season: 6, vs. Air Force, 12/19/21  
ACC: N/A

### Field Goals Made

Career: 15, vs. Lyon, 12/15/21  
Season: 15, vs. Lyon, 12/15/21  
ACC: N/A

### Field Goal Attempts

Career: 21%, vs. UL Monroe, 3/3/22  
Season: 21%, vs. UL Monroe, 3/3/22  
ACC: N/A

### 3-Point Field Goals Made

Career: 1, at SEMO, 11/19/21  
Season: 1, at SEMO, 11/19/21  
ACC: N/A

### 3-Point Field Goal Attempts

Career: 1\*, at SEMO, 11/19/21  
Season: 1\*, at SEMO, 11/19/21  
ACC: N/A

### Free Throws Made

Career: 9%, vs. UL Monroe, 3/3/22  
Season: 9%, vs. UL Monroe, 3/3/22  
ACC: N/A

### Free Throw Attempts

Career: 12%, vs. UL Monroe, 3/3/22  
Season: 12%, vs. UL Monroe, 3/3/22  
ACC: N/A

### Minutes

Career: 39\*, at UL Monroe, 1/18/22  
Season: 39\*, at UL Monroe, 1/18/22  
ACC: N/A

\* Recorded more than once with most recent listed % Sun Belt Tournament

### As a Third-Year Sophomore (2022-23): Karl Malone Award Watch List

As a Second-Year Freshman at Arkansas State (2021-22): Sun Belt Player of the Year ... Sun Belt Defensive Player of the Year ... KenPom Sun Belt Player of the Year ... First Team All-Sun Belt ... NABC First Team All-District 23 ... Preseason Sun Belt Player of the Year ... Preseason First Team All-Sun Belt ... Four-time Sun Belt Player of the Week (12/21, 12/28, 1/11, 1/25)

Played in all 29 contests, starting 28 ... Averaged 17.9 points, 12.2 rebounds, 1.2 assists, 1.6 steals and 2.0 blocks in 28.9 minutes per game ... Shot 63.2 percent from the floor and 72.9 percent at the line ... Registered 20 double-doubles, including 10 in a row ... Led the team in scoring, made field goals (203), field-goal percentage, made free throws (113), free-throw attempts (155), rebounding, offensive rebounding (4.0), defensive rebounding (8.2) and blocked shots ... Placed second in steals and third in free-throw percentage ... Finished second all-time at Arkansas State in career rebounding average (12.2), fifth in career blocks (90) and sixth in career field-goal percentage (59.4) ... Set the Red Wolves' single-season offensive rebounding record (116), while placing second in total rebounds (353), eighth in rebounding average and eighth in total blocks (57) ... Fourth Sun Belt Player of the Year recipient—third individual—in Arkansas State history and first since 1998-99 ... Fourth Sun Belt Defensive Player of the Year designee—third individual—in program history and first since 2001-02 ... Fifth two-time First Team All-Sun Belt honoree at Arkansas State and first since 2001-02 ... Third player in league history to win Sun Belt Player of the Year and Defensive Player of the Year in the same season and first since 2003-04 ... Eighth underclassman ever to win Sun Belt Player of the Year ... Tied for the second-highest single-game rebounding total (26) in program history, grabbing the most by any Arkansas State player since 3/2/70 ... Tied for the sixth-most single-game made field goals without a miss (six) ever by a Red Wolf ... Recorded the 34th 35-point showing in school history ... Led the Sun Belt in double-doubles (sixth in NCAA), field-goal percentage (eighth in NCAA), rebounding (fourth in NCAA), offensive rebounding (third in NCAA) and defensive rebounding (seventh in NCAA) ... Finished second in scoring (No. 70 in NCAA), made field goals (No. 79 in NCAA) and block per game (No. 45 in NCAA), as well as third in made free throws (No. 124 in NCAA) and free-throw attempts (No. 97 in NCAA) ... Also placed seventh in steals per game (No. 147 in NCAA), No. 10 in free-throw percentage and No. 24 in minutes per game ... In league-only play, led the Sun Belt in field-goal percentage (63.4), rebounding (13.3), offensive rebounding (3.7) and defensive rebounding (9.5) ... Placed second in scoring (17.9), made free throws (64) and free-throw attempts (90), plus third in blocks (2.0), fifth in steals (1.7), No. 10 in minutes (33.0) and No. 13 in free-throw percentage (71.1) ... Posted four of the five highest single-game rebounding totals by a Sun Belt player, including the top mark (26) ... Logged the most single-game made field goals (15) by any player in the league and tied for the highest single-game block total (six) ... First player in league history to average 19.0 points and 13.0 rebounds in conference action ... Lone DI player in the last 30 years to average at least 17.5 points, 12.0 rebounds,





# NORCHAD OMIER

# #15

1.5 steals and 1.5 blocks per game while shooting over 60 percent from the floor in a season, with Louisiana Tech's Paul Millsap (2005-06) the only other one to do so at 55-percent ... Joined Utah Valley's Fardaws Aimaq and Kentucky's Oscar Tshiebwe as the only DI players to average 17.0 points and 12.0 rebounds per game in 2021-22, becoming the first individuals to do so since 2017-18 ... The 21st DI player—23rd occurrence—with 500p/350r/50b/40s in a season over the past 30 years, including one of seven to shoot over 60 percent, alongside Tshiebwe, North Carolina's Brice Johnson in 2015-16, Kentucky's Anthony Davis in 2011-12, Morehead State's Kenneth Faried in 2010-11, Duke's Elton Brand in 1998-99 and Michigan's Chris Webber in 1992-93 ... Posted the second-highest single-game rebounding total of any DI player in 2021-22 and the co-fourth-highest mark by any player against a DI foe in the last 12 seasons (2010-22) ... Scored double-digit points 24 times, with 15-plus nine times, 20-plus 12 times, 29-plus four times and 31-plus thrice ... Pulled down at least five rebounds in every game, with 10-plus in 21, 12-plus in 15, 15-plus in nine and 17-plus in four ... Distributed multiple assists eight times, with three thrice ... Recorded multiple steals 12 times, with three-plus six times and four-plus thrice ... Blocked a shot in 24 outings, with multiple in 15, three-plus in eight and five-plus in three ... Played 30-plus minutes 13 times, with 35-plus 10 times and 38-plus four times ... Solely paced the Red Wolves in rebounding 27 times and tied for the top mark in the other two games ... Led or co-led Arkansas State in blocks a team-best 22 times, including eight games in a row, as well as in scoring a team-best 17 times and in steals in 12 times ... Registered the 11 highest single-game rebounding totals by an Arkansas State player, the 10 highest single-game made field-goal figures, the eight top single-game block marks and the top four single-game point totals ... Also posted the most made field goals without a miss (six) and the co-highest single-game steals figure (five) ... Made the second-most free throws without a miss (seven) ... Averaged 20.8 points and 13.4 rebounds per game overall the final 19 contests, posting at least eight and eight in every one. *Additional season information available on MiamiHurricanes.com website bio page.*

**Nicaraguan National Team (Summer 2021):** Played in six of seven games, including four wins, during FIBA World Cup 2023 Americas Pre-Qualifiers ... Averaged 15.0 points, 11.8 rebounds, 2.0 assists, 1.7 blocks and 1.5 steals per contest, logging five double-doubles ... Helped Nicaragua advance to Phase B of the qualifiers with wins over Guyana, Jamaica and El Salvador in April in San Salvador, El Salvador ... Registered 14 points and 10 rebounds in opener against Guyana, 14 points and 13 rebounds versus Jamaica and then 13 points and five rebounds against El Salvador ... Posted a double-double in all three games of second-round qualifiers in July in Santiago, Chile ... Tallied 20 points and 13 rebounds in win over Paraguay, 11 points and 12 rebounds versus Bolivia and then 18 points and 18 rebounds against undefeated Chile.

**As a Freshman at Arkansas State (2020-21): Sun Belt Freshman of the Year ... First Team All-Sun Belt ... Collegelinsider.com Kyle Macy Freshman All-American ... NABC Second Team All-District 23**

Appeared in 23 of 24 games, starting his final 22 outings ... Averaged 12.6 points, 12.3 rebounds, 1.2 steals and 1.4 blocks in 26.7 minutes per game ... Shot 53.9 percent from the field ... Tallied 15 double-doubles ... Paced the team in made field goals (118), field-goal percentage, rebounding, offensive rebounding (4.0), defensive rebounding (8.3), blocks and steals ... Ranked second in scoring, as well as third in made free throws (53), free-throw attempts (77) and minutes ... Tied for the seventh-best single-season rebounding average in program history with the best mark since 1971-72 and tied for No. 10 in single-season total rebounds (282) ... Broke the school's single-season rebounding record that stood for 52 years and finished seventh in points (289) ... Second Sun Belt Freshman of the Year ever at Arkansas State ... Program's first player to earn First Team All-Sun Belt accolades since 2006-07 ... Third freshman in conference history to claim First Team All-Sun Belt honors (starting in 2002-03) and first since 2015-16 ... Posted the 31st 20-rebound performance in program history ... Led the Sun Belt in double-doubles (fifth in NCAA; first among freshmen), rebounding (third in NCAA) and defensive rebounding (seventh in NCAA) ... Ranked second in offensive rebounding (fifth in NCAA), third in field-goal percentage (No. 44 in NCAA), fourth in blocks per game (No. 86 in NCAA), No. 14 in made field goals and No. 21 in scoring ... In conference-only action, paced the league in rebounding (11.9) and offensive rebounding (4.0) ... Placed second in defensive rebounding (7.9), fourth in blocks (1.6), ninth in field-goal percentage (50.3), co-No. 11 in made field goals (76) and No. 22 in scoring (12.0) ... Tied for the highest single-game rebounding total (20) by a Sun Belt player ... Fourth DI freshman since 1992-93 to average at least 12.0 points and 12.0 rebounds per game, alongside Kansas State's Michael Beasley in 2007-08, Louisiana Tech's Paul Millsap in 2003-04 and Colgate's Adonal Foyle in 1994-95, as well as the 49th total DI player (min. 20 GP)—61st occurrence—and fourth from the Sun Belt to do so during that time ... Just the 16th player (min. 20 GP)—20th occurrence—of that group to also average a steal and a block, including the second freshman, alongside Beasley, and only Sun Belt player ... The 33rd DI freshman (min. 20 GP) since 1992-93 to average a double-double and first in the Sun Belt since Louisiana's Shawn Long in 2012-13 ... Scored in double figures 15 times, reaching 15 points nine times and eclipsing 20 thrice ... Grabbed five-plus rebounds in every game, with 10-plus 19 times, good for second-most in the country, while reaching 12-plus 11 times, 16-plus six times, 18-plus four times and 20 once ... Dished out multiple assists on three occasions ... Tallied multiple steals in eight games, with three-plus twice ... Blocked multiple shots 12 times, reaching three in four contests ... Played 30-plus minutes eight times, including 35-plus twice ... Solely led the team in rebounding 20 times and tied for the lead in two of his other three appearances ... Led or co-led the Red Wolves in blocks 16 times, including eight games in a row, as well as in steals 10 times, scoring eight times and assists once ... Amassed the top nine single-game rebounding totals by an Arkansas State player, as well as all five three-block outings and the lone four-steal performance ... Tied for the second-most made field goals in a single game (eight, three times) and for the third-highest single-game point total (22). *Additional season information available on MiamiHurricanes.com website bio page.*

**High School:** Attended nearby Miami Prep for a postgraduate year and recorded a double-double in all 46 appearances ... Averaged 26.7 points and 20.3 rebounds per game ... Led his team to a 41-5 record ... Tallied 40 points and 17 rebounds against renowned IMG Academy ... Graduated high school from Colegio Adventista de Bluefields ... During his junior year there, aided the team to an undefeated record and a national title ... Also won the CODICADER (Central America) tournament championship, claiming MVP honors ... Competed in baseball, soccer, swimming, track and volleyball during his high school tenure ... Three-year honor roll student.

**Personal:** Full name is Norchad Bascom Omier Rojas ... Last name is pronounced Oh-MEER ... Nickname is Chad ... Born Aug. 28, 2001 ... Majoring in sport administration with a minor in marketing ... Parents are Halstead Omier and Norma Rojas ... Father builds houses and mother is a nurse ... Has an older brother, Bezaleel and an older sister, Anesha ... Favorite athlete is Giannis Antetokounmpo because of his background and his inspiring success story ... Best sports memory is winning the Nicaraguan national championship and the CODICADER tournament with his high school team in 2018... First person from Nicaragua to attend a Division I school on a basketball scholarship ... Committed to Miami over Florida State, Georgetown, Texas Tech and others ... Chose Miami because of the caliber of the basketball program, to be close to his family and the Latin community in the area.

Year	CAREER STATISTICS				Total			3-Point			Free Throws			Rebounds				Scoring							
	GP	GS	Min	Avg	FG	FGA	Pct	FG	FGA	Pct	FT	FTA	Pct	Off	Def	Tot	Avg	PF	FO	Ast	TO	Blk	Stl	Pts	Avg
2020-21*	23	22	614	26.7	118	219	.539	0	3	.000	53	77	.688	92	190	282	12.3	72	2	18	41	33	28	289	12.6
2021-22*	29	28	839	28.9	203	321	.632	1	3	.333	113	155	.729	116	237	353	12.2	97	7	34	78	57	46	520	17.9
2022-23	-	-	-	-	-	-	-	-	-	-	-	-	-	-	-	-	-	-	-	-	-	-	-	-	-
<b>ASU</b>	<b>52</b>	<b>50</b>	<b>1453</b>	<b>27.9</b>	<b>321</b>	<b>540</b>	<b>.594</b>	<b>1</b>	<b>6</b>	<b>.167</b>	<b>166</b>	<b>232</b>	<b>.716</b>	<b>208</b>	<b>427</b>	<b>635</b>	<b>12.2</b>	<b>169</b>	<b>9</b>	<b>52</b>	<b>119</b>	<b>90</b>	<b>74</b>	<b>809</b>	<b>15.6</b>
<b>TOTAL</b>	<b>52</b>	<b>50</b>	<b>1453</b>	<b>27.9</b>	<b>321</b>	<b>540</b>	<b>.594</b>	<b>1</b>	<b>6</b>	<b>.167</b>	<b>166</b>	<b>232</b>	<b>.716</b>	<b>208</b>	<b>427</b>	<b>635</b>	<b>12.2</b>	<b>169</b>	<b>9</b>	<b>52</b>	<b>119</b>	<b>90</b>	<b>74</b>	<b>809</b>	<b>15.6</b>

\* - at Arkansas State University



# THOMAS OOSTERBROEK

SECOND-YEAR SOPHOMORE | FORWARD | 6-8 | 215

# #32

Amsterdam, Netherlands | Brentwood School (Calif.)

- Walk-on with size, strength and shooting ability is a great addition to the program
- Really helpful in practice and very popular amongst his teammates
- Grew one inch and lost 20 pounds (235 to 215) in advance of the 2022-23 season
- One of 11 DI players who dropped 20-plus pounds between 2021-22 and 2022-23, including one of three who did not do so as a transfer, per Ken Pomeroy
- Between June 2022 and September 2022, upped his max front squat by 40 pounds (185 to 225) and his max bench press by 30 pounds (165 to 195), as well as tripled his max-rep chin-up count (three to nine)
- Earned four Division I scholarship offers, but elected to attend Miami and walk on to the basketball team
- Scored the first point of his career on a free throw in the final minute of the win over North Carolina (1/18/22) in his first action in ACC play
- Made his NCAA Tournament debut in the Elite Eight matchup with Kansas (3/27/22)

2022-23			
Opposition	P	R	A
Lafayette	-	-	-
UNC Greensboro	-	-	-
Florida A&M	-	-	-
vs. Providence	-	-	-
vs. TBD	-	-	-
St. Francis Brooklyn	-	-	-
at UCF	-	-	-
Rutgers	-	-	-
at Louisville	-	-	-
Cornell	-	-	-
NC State	-	-	-
St. Francis (PA)	-	-	-
Virginia	-	-	-
Vermont	-	-	-
at Notre Dame	-	-	-
at Georgia Tech	-	-	-
Boston College	-	-	-
at NC State	-	-	-
Syracuse	-	-	-
at Duke	-	-	-
at Florida State	-	-	-
at Pittsburgh	-	-	-
Virginia Tech	-	-	-
at Clemson	-	-	-
Duke	-	-	-
Louisville	-	-	-
at North Carolina	-	-	-
Wake Forest	-	-	-
at Virginia Tech	-	-	-
Florida State	-	-	-
Pittsburgh	-	-	-
vs. TBD	-	-	-

2021-22			
Opposition	P	R	A
Canisius	-	-	-
UCF	-	-	-
at Florida Atlantic	-	-	-
Florida A&M	-	-	-
vs. Dayton	-	-	-
vs. North Texas	-	-	-
vs. Alabama	0	0	0
at Penn State	-	-	-
Clemson	-	-	-
Lipscomb	0	0	0
vs. Fordham	-	-	-
Stetson	-	-	-
NC State	-	-	-
Wake Forest	-	-	-
Syracuse	-	-	-
at Duke	-	-	-
at Florida State	-	-	-
North Carolina	1	0	0
Florida State	-	-	-
at Virginia Tech	-	-	-
at Georgia Tech	-	-	-
Notre Dame	-	-	-
at Virginia	-	-	-
Georgia Tech	-	-	-
at Wake Forest	-	-	-
at Louisville	-	-	-
Virginia	-	-	-
at Pittsburgh	-	-	-
Virginia Tech	-	-	-
at Boston College	-	-	-
at Syracuse	-	-	-
vs. Boston College	-	-	-
vs. Duke	-	-	-
vs. USC	-	-	-
vs. Auburn	-	-	-
vs. Iowa State	-	-	-
vs. Kansas	0	0	0

### OOSTERBROEK CAREER / SEASON HIGHS

**Points**  
 Career: 1, vs. North Carolina, 1/18/22  
 Season: 1, vs. North Carolina, 1/18/22  
 ACC: 1, vs. North Carolina, 1/18/22

### Rebounds

Career: N/A  
 Season: N/A  
 ACC: N/A

### Assists

Career: N/A  
 Season: N/A  
 ACC: N/A

### Steals

Career: N/A  
 Season: N/A  
 ACC: N/A

### Blocked Shots

Career: N/A  
 Season: N/A  
 ACC: N/A

### Field Goals Made

Career: N/A  
 Season: N/A  
 ACC: N/A

### Field Goal Attempts

Career: N/A  
 Season: N/A  
 ACC: N/A

### 3-Point Field Goals Made

Career: N/A  
 Season: N/A  
 ACC: N/A

### 3-Point Field Goal Attempts

Career: N/A  
 Season: N/A  
 ACC: N/A

### Free Throws Made

Career: 1, vs. North Carolina, 1/18/22  
 Season: 1, vs. North Carolina, 1/18/22  
 ACC: 1, vs. North Carolina, 1/18/22

### Free Throw Attempts

Career: 2, vs. North Carolina, 1/18/22  
 Season: 2, vs. North Carolina, 1/18/22  
 ACC: 2, vs. North Carolina, 1/18/22

### Minutes

Career: 2-, vs. Alabama, 11/28/21  
 Season: 2-, vs. Alabama, 11/28/21  
 ACC: 1, vs. North Carolina, 1/18/22

\* Recorded more than once with most recent listed  
 ~ Regular season game at neutral site

**As a Freshman (2021-22):** Joined the team as a walk-on ... Played in four games ... Totaled one point in four minutes of action ... Made his collegiate debut against No. 10/9 Alabama (11/28) in Kissimmee, Fla. ... Scored his first point on a free throw in the victory over eventual NCAA runner-up North Carolina (1/18) ... Played the final minute of the season in the Elite Eight matchup with the eventual national champion, third-ranked Kansas (3/27).

**High School:** Graduated from Brentwood School (Calif.) ... Averaged 21.0 points, 13.0 rebounds, 4.0 assists and 1.5 blocks per game as a senior ... Earned First Team All-Gold Coast League and team MVP recognition ... Led his team to the state playoffs ... Posted 9.3 points, 5.5 rebounds and 1.0 assist per game as a junior, helping his team reach the second round of the state playoffs ... Tra Holder, a former First Team All-Pac-12 guard at Arizona State, also attended Brentwood, as did Jonah Hill and Adam Levine ... Honor Roll student as both a junior and senior.

**Personal:** Full name is Thomas Jan Enoma William Oosterbroek ... Born Jan. 2, 2003, in Amsterdam and lived there until 2009 ... Lived in New York from 2009-13 and in Miami from 2013-15 before moving to Los Angeles ... Parents are April McDaniel and the late Norman Oosterbroek ... Mother is the founder of an events and corporate parties company ... Has an older brother, Brian, and a younger brother, Knox ... Majoring in exploratory arts & sciences with a minor in sport administration ... Favorite athlete is LeBron James because he is a great role model and a dominant player who makes others better ... Best sports memory is, as a senior, hitting a step-back corner 3-pointer to force overtime in an eventual win against Beverly Hills High School ... Received scholarship offers from UC Santa Barbara, Cal State Fullerton, Eastern Washington and Loyola Chicago, as well as interest from Montana State, Rutgers and Utah ... Chose to attend Miami because he previously lived in the area, he loved the campus and location and he wanted to part of a quality basketball program with excellent coaches.

CAREER STATISTICS				Total			3-Point			Free Throws			Rebounds				Scoring								
Year	GP	GS	Min	Avg	FG	FGA	Pct	FG	FGA	Pct	FT	FTA	Pct	Off	Def	Tot	Avg	PF	FO	Ast	TO	Blk	Stl	Pts	Avg
2021-22	4	0	5	1.3	0	0	.000	0	0	.000	1	2	.500	0	0	0	0.0	1	0	0	0	0	0	1	0.3
2022-23	-	-	-	-	-	-	-	-	-	-	-	-	-	-	-	-	-	-	-	-	-	-	-	-	-
<b>TOTAL</b>	<b>4</b>	<b>0</b>	<b>5</b>	<b>1.3</b>	<b>0</b>	<b>0</b>	<b>.000</b>	<b>0</b>	<b>0</b>	<b>.000</b>	<b>1</b>	<b>2</b>	<b>.500</b>	<b>0</b>	<b>0</b>	<b>0</b>	<b>0.0</b>	<b>1</b>	<b>0</b>	<b>0</b>	<b>0</b>	<b>0</b>	<b>0</b>	<b>1</b>	<b>0.3</b>



# NIJEL PACK

THIRD-YEAR SOPHOMORE | GUARD | 6-0 | 184

# #24

Indianapolis, Ind. | Kansas State | Lawrence Central

- **30-Point Games:** Three (three in 2021-22)
- **20-Point Games:** 10 (seven in 2021-22)
- **10-Point Games:** 44 (28 in 2021-22)
- **Five-Assist Games:** 15 (four in 2021-22)
- A proven scorer who is making the transition from the two to the one and did an outstanding job of doing so in the offseason
- An established 3-point shooter with unlimited range who can quarterback a team as a floor general
- Upped his max power clean by 30 pounds (145 to 175) between his his June 2022 arrival at Miami and Septemeber 2022
- One of six DI players with 150-plus made 3-pointers on at least a 40 percent clip over the 2020-21 and 2021-22 seasons, alongside Max Abmas, Collin Gillespie, Alex Hunter, Taijon Jones and Dru Kuxhausen
- Scored 35 points on 12-of-18 shooting, including an 8-of-12 clip from deep, against Kansas (1/22/22), becoming one of four DI players in 2021-22 to log 35 points, 12 made field goals and eight made 3-pointers in a game while hitting two-thirds of his overall and long-range shots
- Labeled the second-best player in the transfer portal by ESPN, as well as third-best by Stadium and fourth-best by both 247Sports and Field of 68

2022-23				
Opposition	P	R	A	
Lafayette	-	-	-	
UNC Greensboro	-	-	-	
Florida A&M	-	-	-	
vs. Providence	-	-	-	
vs. TBD	-	-	-	
St. Francis Brooklyn	-	-	-	
at UCF	-	-	-	
Rutgers	-	-	-	
at Louisville	-	-	-	
Cornell	-	-	-	
NC State	-	-	-	
St. Francis (PA)	-	-	-	
Virginia	-	-	-	
Vermont	-	-	-	
at Notre Dame	-	-	-	
at Georgia Tech	-	-	-	
Boston College	-	-	-	
at NC State	-	-	-	
Syracuse	-	-	-	
at Duke	-	-	-	
at Florida State	-	-	-	
at Virginia Tech	-	-	-	
at Clemson	-	-	-	
Duke	-	-	-	
Louisville	-	-	-	
at North Carolina	-	-	-	
Wake Forest	-	-	-	
at Virginia Tech	-	-	-	
Florida State	-	-	-	
Pittsburgh	-	-	-	
vs. TBD	-	-	-	

2021-22				
Opposition	P	R	A	
Florida A&M	18	3	3	
Omaha	15	0	5	
vs. Arkansas	14	2	2	
vs. Illinois	15	4	0	
North Dakota	16	3	2	
Albany	17	5	3	
at Wichita State	-	-	-	
Marquette	-	-	-	
Green Bay	6	1	1	
at Nebraska	15	8	5	
McNeese State	18	5	1	
at Oklahoma	17	2	2	
Texas	21	5	3	
at West Virginia	20	5	0	
TCU	10	4	2	
Texas Tech	14	7	1	
at Texas	16	1	2	
Kansas	35	4	2	
at Baylor	13	2	1	
at Ole Miss	18	2	1	
Oklahoma State	22	3	2	
at TCU	20	4	3	
Baylor	31	3	2	
at Iowa State	19	6	3	
West Virginia	13	6	5	
at Oklahoma State	16	8	1	
at Kansas	13	3	2	
Iowa State	32	2	1	
at Texas Tech	13	3	3	
Oklahoma	10	3	0	
vs. West Virginia	18	6	1	

2020-21				
Opposition	P	R	A	
Drake	9	1	5	
Colorado	12	2	1	
Kansas City	14	6	3	
UNLV	9	5	7	
Fory Hays State	6	5	5	
Milwaukee	12	6	5	
at Iowa State	8	2	2	
Baylor	4	5	5	
Jacksonville	16	6	5	
Omaha	9	2	1	
TCU	12	0	2	
at Texas Tech	17	1	2	
Oklahoma State	-	-	-	
at Texas	-	-	-	
at Oklahoma	-	-	-	
West Virginia	-	-	-	
at Baylor	11	5	5	
Texas A&M	26	3	5	
at Kansas	10	5	3	
Texas Tech	16	7	2	
Texas	22	5	2	
at Oklahoma State	14	1	3	
Kansas	6	4	5	
at TCU	12	3	5	
Oklahoma	9	4	9	
at West Virginia	-	-	-	
Iowa State	10	2	2	
vs. TCU	23	6	5	
vs. Baylor	18	2	2	

### PACK CAREER / SEASON HIGHS (includes two years at Kansas State University) Points

Career: 35, vs. Kansas, 1/22/22  
Season: 35, vs. Kansas, 1/22/22  
ACC: N/A

### Rebounds

Career: 8\*, at Oklahoma State, 2/19/22  
Season: 8\*, at Oklahoma State, 2/19/22  
ACC: N/A

### Assists

Career: 9, vs. Oklahoma, 2/23/21  
Season: 7, at Ole Miss, 1/29/22  
ACC: N/A

### Steals

Career: 4, at TCU, 2/5/22  
Season: 4, at TCU, 2/5/22  
ACC: N/A

### Blocked Shots

Career: 2, at Iowa State, 2/12/22  
Season: 2, at Iowa State, 2/12/22  
ACC: N/A

### Field Goals Made

Career: 12, vs. Kansas, 1/22/22  
Season: 12, vs. Kansas, 1/22/22  
ACC: N/A

### Field Goal Attempts

Career: 19, vs. Baylor, 2/9/22  
Season: 19, vs. Baylor, 2/9/22  
ACC: N/A

### 3-Point Field Goals Made

Career: 8\*, vs. Kansas, 1/22/22  
Season: 8, vs. Kansas, 1/22/22  
ACC: N/A

### 3-Point Field Goal Attempts

Career: 15, at West Virginia, 1/8/22  
Season: 15, at West Virginia, 1/8/22  
ACC: N/A

### Free Throws Made

Career: 7, vs. Baylor, 2/9/22  
Season: 7, vs. Baylor, 2/9/22  
ACC: N/A

### Free Throw Attempts

Career: 10, vs. Baylor, 2/9/22  
Season: 10, vs. Baylor, 2/9/22  
ACC: N/A

### Minutes

Career: 42, at Oklahoma State, 2/19/22  
Season: 42, at Oklahoma State, 2/19/22  
ACC: N/A

\* Recorded more than once with most recent listed

### As a Second-Year Freshman at Kansas State (2021-22): Big 12 Most Improved Player ... First Team All-Big 12 ... Associated Press First Team All-Big 12 ... NABC First Team All-District 8 ... USBWA All-District VI ... Two-time Big 12 Player of the Week (1/24 & 2/7)

Appeared in 29 of 31 games, missing two due to injury, and made 28 starts ... Averaged 17.4 points, 3.8 rebounds, 2.2 assists and 1.3 steals in 33.0 minutes per contest ... Shot 44.5 percent from the floor, 43.6 percent beyond the arc and 84.5 percent at the line ... Led the team in scoring, made field goals (175), field-goal percentage (min. 2 FGM per game), made 3-pointers (95), 3-point percentage, free-throw percentage (min. 1.5 FTM per game) and minutes ... Placed second in assists and steals, as well as third in made free throws (60), free-throw attempts (71) and rebounding ... Ended his Kansas State career third in 3-point percentage (42.3) and No. 10 in made 3-pointers (155) ... Set a school record by making a 3-pointer in 34 straight games, breaking the prior mark of 25 that stood for over 30 years, after connecting in all 29 outings of 2021-22 and the last five his rookie year ... Third-most single-season made 3-pointers in program history, including the most since Jacob Pullen in 2009-10 and the top mark ever by a sophomore ... Eighth-best single-season 3-point clip by a Wildcat ... Tied for the second-highest single-game made 3-pointers total (eight) in program history, matching the top mark in Big 12 play ... Sixth Wildcat named a First Team All-Big 12 designee and first to win Big 12 Most Improved Player ... Eighth player in school history to win multiple Big 12 Player of the Week accolades in the same season and first since Nino Williams in 2014-15 ... Scored in double figures the final 22 games of the year, including all 18 in Big 12 play, good for the longest stretch by a Kansas State player since 2010 ... Tallied the most 30-point games in a season (three) by a Wildcat since Rodney McGruder in 2011-12 ... Posted the seventh-highest single-game point total in Big 12 play (35) in program history ... Led the Big 12 in 3-point percentage (fifth in NCAA) and made 3-pointers per game (3.3; No. 14 in NCAA) ... Finished second in the Big 12 in made 3-pointers (No. 29 in NCAA), third in points per game (No. 88 in NCAA), fourth in field-goal percentage (No. 173 in NCAA), sixth in made field goals, seventh in minutes per game, No. 11 in steals per game and No. 18 in assists per game ... Ranked No. 29 in the NCAA in total made 3-pointers ... In Big 12-only action, paced the league in made field goals (116), made 3-pointers (61) and made 3-pointers per game (3.4) ... Ranked second in scoring (18.6) and 3-point percentage (43.3), plus fourth in both minutes per game (35.6) and field-goal percentage (45.3), as well as eighth in steals per game (1.5) and No. 19 in assists per game (1.9) ... Logged three of the eight instances of a Big 12 player surpassing 30 points, while no other player had more than one, and tallied the co-second-highest single-game point total (35) by any player in the conference ... Tied for the fourth-most single-game made field goals (12) by any player in the Big 12 ... Posted a Big 12-best four outings with six-plus made 3-pointers and tied for the most makes (eight) in a game by any player in the conference ... Tied for the third-highest single-game 3-point percentage (.800; 4-of-5) by a Big 12 player ... Tied for No. 13 nationally with three games scoring over 30 points and tied for eighth nationally with a trio of games logging 30-plus points, 10 made field goals and four made 3-pointers ... Among 64 DI players with at least 28 13-point performances ... Fourth Big 12 player in the last 15 years—alongside Kansas' Frank Mason in 2016-17, Oklahoma State's Jeffrey Carroll in 2016-17 and Oklahoma's Buddy Hield in 2015-16—to average 17.0 points per game on 43 percent 3-point shooting, as well as one of six DI players (min. 15 GP and 1 3PM per



# NIJEL PACK

# #24

game) to do so in 2021-22... Lone DI (min. 15 GP and 1 3PM per game) player in 2021-22 and the 17th Power Six player—18th occurrence—in the last 30 years to average 17.0 points per game while shooting 44 percent from the field, 43 percent beyond the arc and 84 percent at the line, including first since Villanova's Mikal Bridges in 2017-18 and the first Big 12 player since Oklahoma's Buddy Hield in 2015-16 ... Scored 30-plus points thrice, 20-plus seven times, 15-plus 20 times and 10-plus 28 times, all team bests ... Grabbed at least five rebounds 10 times, with seven-plus thrice ... Posted three-plus assists in 10 outings, with five-plus in four ... Notched multiple steals 10 times, with three-plus five times ... Made multiple 3-pointers 25 times, with four-plus 11 times and six-plus four times ... Played at least 35 minutes on 14 occasions, reaching 39-plus three times, all in a five-game span ... Led or co-led Kansas State in scoring a team-best 18 times, in steals nine times, in assists five times, in rebounding thrice and in blocks twice ... Recorded the team's three highest single-game scoring totals, as well as the top marks in made field goals (12) and made 3-pointers (eight) ... Posted two of the five instances of a Wildcat making five-plus free throws without a miss ... Averaged 18.5 points per game in 10 appearances against ranked foes and scored 13-plus in each outing, including posting 23.0 points per game in four contests versus top-10 foes ... Averaged 18.6 points per game in the final 19 contests, including 21.1 in an 11-game stretch from 1/22 to 2/26. *Additional season information available on MiamiHurricanes.com website bio page.*

## As a Freshman at Kansas State (2020-21): Academic All-Big 12 Rookie Team

Started 24 of 29 games and was unavailable for the other five ... Averaged 12.7 points, 3.7 rebounds, 3.8 assists and 1.2 steals in 33.6 minutes per game ... Shot 41.8 percent from the field, 40.5 percent on 3-pointers and 79.4 percent at the stripe ... Led the team in scoring, assists per game, 3-point percentage and free-throw percentage, while tying for first in made 3-pointers (60) ... Placed second in made field goals (109), steals per game and minutes ... Third true freshman to lead Kansas State in scoring, alongside Marcus Foster (2013-14) and Michael Beasley (2007-08) ... Placed top-10 all-time among Kansas State freshmen in nine categories: second in made 3-pointers, third in 3-point percentage, fifth in total assists (91), ninth in total points (305) and No. 10 each in made field goals (109), field-goal attempts (261), total steals (28), minutes (806) and starts (24) ... Tied for the second-highest single-game made 3-pointers total (eight) in program history, setting the record by a freshman and equaling the top mark in Big 12 play ... Posted the third-most single-game assists (nine) by a freshman in program history and marked the highest total since Clent Stewart on 3/5/05 ... Finished second in the Big 12 in 3-point percentage (No. 26 in NCAA), fourth in made 3-pointers per game (2.5; No. 81 in NCAA), fourth in assist-to-turnover ratio (1.83; No. 129 in NCAA) and eighth in made 3-pointers (No. 83 in NCAA) ... Also placed No. 10 in assists per game, No. 10 in minutes per game, No. 11 in steals per game and No. 19 in scoring ... In Big 12-only play, if qualified by playing enough games, would have ranked fourth in assist-to-turnover ratio (1.74), seventh in minutes per game (34.7), ninth in assists per game (3.6), No. 15 in made 3-pointers per game (1.8), No. 16 in steals per game (1.2) and No. 22 in scoring (11.6) ... Tied for the second-most made 3-pointers in a game by a Big 12 player, as well as tied for the third-best single-game 3-point percentage (83.3; 5-of-6) ... One of three true freshmen to finish top-20 in the league in scoring, alongside Oklahoma State's Cade Cunningham and TCU's Mike Miles ... Scored in double figures 16 times, including in 12 of his final 14 outings, with 16-plus points seven times and 22-plus thrice ... Pulled down five-plus boards on 11 occasions ... Distributed at least three assists in 14 appearances, with five-plus in 11 and seven-plus twice ... Tallied multiple steals in nine games ... Made multiple 3-pointers in 16 outings, with four-plus in six and six-plus twice ... Played at least 30 minutes 19 times, including in 13 of his last 14 appearances, and 35-plus 11 times ... Led or co-led Kansas State in assists 12 times, in scoring 11 times and in steals four times ... Registered all three instances of a Wildcat making five-plus 3-pointers, both outings with at least an 80 percent 3-point clip and the top single-game assist total ... Averaged 12.7 points per game in 10 matchups with a ranked team, scoring 10-plus points in seven of them ... Tallied 15.1 points per game in the last 11 outings of the year, reaching double figures nine times. *Additional season information available on MiamiHurricanes.com website bio page.*

**High School:** Graduated from Lawrence Central High School ... Tabbed a four-star recruit by ESPN and Rivals ... Considered the No. 90 overall player, including the third-best prospect in Indiana, by ESPN, as well as the No. 128 player and fifth-best recruit in Indiana by Rivals ... Finished No. 123 in the 247Sports Composite, good for fourth in Indiana and No. 22 among point guards ... Four-year letter winner totaled 1,085 points and 266 assists in his prep career, logging a 2.55:1 assist-to-turnover ratio ... Shot 50.7 percent (388-of-765) overall, 42.9 percent (149-of-347) from deep and 86.0 percent (160-of-186) on free throws ... Earned all-county and all-conference distinction as both a junior and senior ... Led his team to a cumulative 70-26 record ... Averaged 17.7 points, 4.0 rebounds, 4.2 assists and 2.0 steals per game as a senior ... Shot 49.7 percent from the field, 40.3 percent beyond the arc and 92.8 percent (64-of-69) at the line ... Scored 20-plus points eight times in a 22-3 campaign ... Named to the IBCA All-State Supreme 15 and to The Indianapolis Star Indiana All-Star Team ... As a junior, averaged 16.5 points, 4.0 rebounds, 4.1 assists and 2.0 steals per game ... Shot 52.4 percent overall, 43.2 percent on 3-pointers and 83.3 percent (50-of-60) from the stripe ... Scored in double figures in every game, reaching 20-plus five times, during a 22-4 season that included the school's first sectional title in seven years ... Tabbed to the IBCA Underclass All-State Supreme 15 and The Indianapolis Star's Indiana Junior All-Star Team ... Selected to the 2019 Nike All-EYBL Breakout Team after averaging 20.8 points, 8.2 assists and 6.2 rebounds per game for the Indy Heat in six Peach Jam outings, including logging a triple-double ... Kyle Guy, three-year teammate Jake LaRavia and Norm Sloan also attended Lawrence Central.

**Personal:** Full name is Nijel Christian Pack ... First name is pronounced NYE-Juhl, like "Nigel" ... Born May 22, 2001, in Oconomowoc, Wis. ... Parents, David and Robin Pack, own a consulting company ... Has an older brother, Ben Spaulding, and an older sister, Anjelica Pack ... Majoring in sport administration with a minor in marketing ... Favorite athlete is LeBron James because he feels he is the best player ever and respects what he does off the court ... Best sports memories are his Peach Jam triple-double, his game-winning shot against Oklahoma State and scoring 35 points versus Kansas ... Committed to Miami over Duke, Ohio State, Purdue and Tennessee ... Chose Miami because of its great basketball program, its winning culture, Jim Larrañaga, the excellent education and the location.

Year	CAREER STATISTICS				Total			3-Point			Free Throws			Rebounds				Scoring							
	GP	GS	Min	Avg	FG	FGA	Pct	FG	FGA	Pct	FT	FTA	Pct	Off	Def	Tot	Avg	PF	FO	Ast	TO	Blk	Stl	Pts	Avg
2020-21*	24	24	806	33.6	109	261	.418	60	148	.405	27	34	.794	14	74	88	3.7	49	0	91	49	0	28	305	12.7
2021-22*	29	28	958	33.0	175	385	.455	95	218	.436	60	71	.845	22	88	110	3.8	49	0	65	43	3	39	505	17.4
2022-23	-	-	-	-	-	-	-	-	-	-	-	-	-	-	-	-	-	-	-	-	-	-	-	-	-
<b>KSU</b>	<b>53</b>	<b>52</b>	<b>1764</b>	<b>33.3</b>	<b>284</b>	<b>646</b>	<b>.440</b>	<b>155</b>	<b>366</b>	<b>.423</b>	<b>87</b>	<b>105</b>	<b>.829</b>	<b>36</b>	<b>162</b>	<b>198</b>	<b>3.7</b>	<b>98</b>	<b>0</b>	<b>156</b>	<b>92</b>	<b>3</b>	<b>67</b>	<b>810</b>	<b>15.3</b>
<b>TOTAL</b>	<b>53</b>	<b>52</b>	<b>1764</b>	<b>33.3</b>	<b>284</b>	<b>646</b>	<b>.440</b>	<b>155</b>	<b>366</b>	<b>.423</b>	<b>87</b>	<b>105</b>	<b>.829</b>	<b>36</b>	<b>162</b>	<b>198</b>	<b>3.7</b>	<b>98</b>	<b>0</b>	<b>156</b>	<b>92</b>	<b>3</b>	<b>67</b>	<b>810</b>	<b>15.3</b>

\* - at Kansas State University



# WOOGA POPLAR

SECOND-YEAR SOPHOMORE | GUARD | 6-5 | 192

# #55

Philadelphia, Pa. | Math, Civics and Sciences Charter School

### - 10-Point Games: One (one in 2021-22)

- Possesses a tremendous offensive arsenal with a variety of ways to score
- Has deep shooting range, as well as a knack for getting to the basket and finishing with acrobatic layups
- Unlimited potential as a player if his defense catches up to his offense
- Between May 2022 and September 2022, increased his bench press by 45 pounds (180 to 225), his standing vertical jump by 5.5 inches (29 to 34.5) and his one-step vertical jump by 6.5 inches (32 to 38.5)
- Leads the team with a max-rep chin-up count of 23, three more than any other player
- Legal first name is Nisine, but wishes to be referred to by his nickname, Wooga, which he got from his aunt when he was a baby
- After playing four total minutes in the first two games of his career in 2021-22, tallied 12 points in 18 minutes at Florida Atlantic (11/16/21), finishing 4-of-5 from the field, 3-of-3 at the line and making his lone 3-pointer
- Led Miami with a career-best six rebounds in the victory at second-ranked Duke (1/8/22)

**As a Freshman (2021-22):** Played in 34 of 37 contests ... Averaged 2.3 points and 1.4 rebounds in 8.6 minutes per game ... Made his collegiate debut in the season opener against Canisius (11/9) ... Recorded a season-high 12 points in 18 minutes at Florida Atlantic (11/16), shooting 4-of-5 overall, 3-of-3 at the line and making his lone 3-pointer in his first road outing ... Tallied six points, five rebounds and a 4-of-4 mark at the stripe, setting season highs in makes and attempts, in 15 minutes of play against Florida A&M (11/21) ... Registered eight points in 18 minutes versus Dayton (11/25) in Kissimmee, Fla., and shot 4-of-4 on free throws for the second game in a row ... Played a season-high 21 minutes at Penn State (12/1) and scored four points ... Logged six points on 3-of-5 shooting, as well as two assists, against Clemson (12/4) in his first ACC outing ... Finished with five points, five rebounds and a season-best four assists in 15 minutes versus Lipscomb (12/8) ... Registered eight points on 3-of-5 shooting, adding a season-best two steals, against Stetson (12/20) ... Posted four points and a season-best six rebounds, the most of any Hurricane, in the victory at second-ranked Duke (1/8) ... Notched four points and five rebounds, connecting on his lone 3-pointer, in 16 minutes at Pittsburgh (2/22) ... Tallied his third multi-assist outing with two in the NCAA Tournament Round of 32 win against No. 8/7 Auburn (3/20) ... Grabbed four rebounds in 13 minutes in the Elite Eight against the eventual NCAA champion, third-ranked Kansas (3/27).

**High School:** Graduated from Math, Civics and Sciences Charter School (MCSCS) ... Labeled a four-star recruit by 247Sports and Rivals ... Considered the fifth-best recruit in Pennsylvania by Rivals and sixth-best by 247Sports ... Ranked No. 78 overall, including No. 18 among shooting guards, by Rivals ... Listed as the nation's No. 121 player by 247Sports, while finishing No. 123 the 247Sports Composite rankings ... Three-star prospect according to ESPN ... Three-time all-state pick ... Garnered 3A First Team All-State recognition and led MCSCS to the state semifinals as a senior ... Averaged 22.0 points and 5.0 rebounds per game as a junior, nabbing PIAA 2A Player of the Year and First Team All-Philadelphia Public League accolades ... Helped his team reach the 2A state quarterfinals before the remainder of the season was canceled ... Also led MCSCS to both its first Philadelphia Public League title game appearance and championship, tallying 23 points, six rebounds, three assists and two steals in the league final to earn MVP honors ... Averaged 14.5 points per game as a sophomore, receiving 2A Second Team All-State honors ... Guided his school to the state title, its first crown in eight years ... Started playing high school basketball as a sophomore and scored over 1,000 points before the end of his junior season ... Samir Doughty, a 2020 First Team All-SEC performer at Auburn, also attended MCSCS.

**Personal:** Full name is Nisine Hamir Poplar, but goes by Wooga ... Nickname is pronounced WUH-Guh, legal name is pronounced Niye-SEEN and last name is pronounced POP-Lurr ... Born Jan. 5, 2003 ... Parents are Hisine Poplar and Monica Solomon ... Has a younger brother, Niare ... Majoring in exploratory arts & sciences with a minor in sport administration ... Enjoys riding dirt bikes ... Favorite athlete is LeBron James because he is a leader on and off the court ... Best sports memory is winning a state championship ... Committed to Miami over offers from schools such as Auburn, Georgetown, Georgia, LSU, Marquette, Maryland, Penn State, Seton Hall, VCU, Virginia Tech and Wichita State, among others.

Opposition	2022-23		
	P	R	A
Lafayette	-	-	-
UNC Greensboro	-	-	-
Florida A&M	-	-	-
vs. Providence	-	-	-
vs. TBD	-	-	-
St. Francis Brooklyn	-	-	-
at UCF	-	-	-
Rutgers	-	-	-
at Louisville	-	-	-
Cornell	-	-	-
NC State	-	-	-
St. Francis (PA)	-	-	-
Virginia	-	-	-
Vermont	-	-	-
at Notre Dame	-	-	-
at Georgia Tech	-	-	-
Boston College	-	-	-
at NC State	-	-	-
Syracuse	-	-	-
at Duke	-	-	-
at Florida State	-	-	-
at Pittsburgh	-	-	-
Virginia Tech	-	-	-
at Clemson	-	-	-
Duke	-	-	-
Louisville	-	-	-
at North Carolina	-	-	-
Wake Forest	-	-	-
at Virginia Tech	-	-	-
Florida State	-	-	-
Pittsburgh	-	-	-
vs. TBD	-	-	-

Opposition	2021-22		
	P	R	A
Canisius	0	0	0
UCF	0	0	0
at Florida Atlantic	12	1	1
Florida A&M	6	5	0
vs. Dayton	8	1	0
vs. North Texas	0	0	0
vs. Alabama	3	0	0
at Penn State	4	3	0
Clemson	6	1	2
Lipscomb	5	5	4
vs. Fordham	4	1	0
Stetson	8	1	0
NC State	-	-	-
Wake Forest	0	0	0
Syracuse	2	0	0
at Duke	4	6	0
at Florida State	0	0	0
North Carolina	3	0	0
Florida State	1	2	0
at Virginia Tech	0	0	0
at Georgia Tech	0	0	0
Notre Dame	0	2	1
at Virginia	2	0	0
Georgia Tech	0	1	0
at Wake Forest	3	2	1
at Louisville	2	2	0
Virginia	0	0	0
at Pittsburgh	4	5	0
Virginia Tech	0	0	0
at Boston College	0	0	0
at Syracuse	0	1	0
vs. Boston College	-	-	-
vs. Duke	0	0	0
vs. USC	2	2	0
vs. Auburn	0	2	2
vs. Iowa State	0	0	0
vs. Kansas	0	4	0

### POPLAR CAREER / SEASON HIGHS

**Points**  
 Career: 12, at Florida Atlantic, 11/16/21  
 Season: 12, at Florida Atlantic, 11/16/21  
 ACC: 6, vs. Clemson, 12/4/21

**Rebounds**  
 Career: 6, at Duke, 1/8/22  
 Season: 6, at Duke, 1/8/22  
 ACC: 6, at Duke, 1/8/22

**Assists**  
 Career: 4, vs. Lipscomb, 12/8/21  
 Season: 4, vs. Lipscomb, 12/8/21  
 ACC: 2, vs. Clemson, 12/4/21

**Steals**  
 Career: 2, vs. Stetson, 12/20/21  
 Season: 2, vs. Stetson, 12/20/21  
 ACC: 1\*, at Pittsburgh, 2/22/22

**Blocked Shots**  
 Career: N/A  
 Season: N/A  
 ACC: N/A

**Field Goals Made**  
 Career: 4, at Florida Atlantic, 11/16/21  
 Season: 4, at Florida Atlantic, 11/16/21  
 ACC: 3, vs. Clemson, 12/4/21

**Field Goal Attempts**  
 Career: 7~, vs. Dayton, 11/25/21  
 Season: 7~, vs. Dayton, 11/25/21  
 ACC: 5, vs. Clemson, 12/4/21

**3-Point Field Goals Made**  
 Career: 1\*, at Pittsburgh, 2/22/22  
 Season: 1\*, at Pittsburgh, 2/22/22  
 ACC: 1\*, at Pittsburgh, 2/22/22

**3-Point Field Goal Attempts**  
 Career: 3\*, at Penn State, 12/1/21  
 Season: 3\*, at Penn State, 12/1/21  
 ACC: 2, vs. Clemson, 12/4/21

**Free Throws Made**  
 Career: 4~\*, vs. Dayton, 11/25/21  
 Season: 4~\*, vs. Dayton, 11/25/21  
 ACC: 2, vs. Syracuse, 1/5/22

**Free Throw Attempts**  
 Career: 4\*, vs. Syracuse, 1/5/22  
 Season: 4\*, vs. Syracuse, 1/5/22  
 ACC: 4, vs. Syracuse, 1/5/22

**Minutes**  
 Career: 20, at Penn State, 12/1/21  
 Season: 20, at Penn State, 12/1/21  
 ACC: 16, at Pittsburgh, 2/22/22

\* Recorded more than once with most recent listed  
 ~ Regular season game at neutral site

Year	CAREER STATISTICS				Total			3-Point			Free Throws			Rebounds				Scoring							
	GP	GS	Min	Avg	FG	FGA	Pct	FG	FGA	Pct	FT	FTA	Pct	Off	Def	Tot	Avg	PF	FO	Ast	TO	Blk	Stl	Pts	Avg
2021-22	34	0	293	8.6	28	68	.412	6	28	.214	17	26	.654	9	38	47	1.4	22	0	11	16	0	9	79	2.3
2022-23	-	-	-	-	-	-	-	-	-	-	-	-	-	-	-	-	-	-	-	-	-	-	-	-	-
<b>TOTAL</b>	<b>34</b>	<b>0</b>	<b>293</b>	<b>8.6</b>	<b>28</b>	<b>68</b>	<b>.412</b>	<b>6</b>	<b>28</b>	<b>.214</b>	<b>17</b>	<b>26</b>	<b>.654</b>	<b>9</b>	<b>38</b>	<b>47</b>	<b>1.4</b>	<b>22</b>	<b>0</b>	<b>11</b>	<b>16</b>	<b>0</b>	<b>9</b>	<b>79</b>	<b>2.3</b>



# JAKAI ROBINSON

SECOND-YEAR REDSHIRT FRESHMAN | GUARD | 6-5 | 208

# #13

Ossining, N.Y. | Rock Creek Christian Academy (Md.)

- Warrior on the court is a tough, hard-nosed defender
- True competitor at both ends of the floor who gives extreme effort every day in practice
- Owns an outstanding midrange pull-up jump-shot and is working to expand his shooting abilities to 3-point range
- Practiced quite hard and very well during the 2021-22 campaign while redshirting
- Grew one inch and added eight pounds (200 to 208) in advance of the 2022-23 season
- Between May 2022 and September 2022, added 40 pounds (185 to 225) to his max front squat
- Owns a max-rep chin-up count of 17, fourth-most on the team

**As a Freshman (2021-22):** Did not compete ... Redshirted to retain eligibility.

**High School:** Graduated from Rock Creek Christian Academy (Md.) ... Consensus four-star, top-100 prospect ... Labeled the third-best recruit in Maryland by 247Sports and Rivals, as well as fourth-best by ESPN ... Ranked No. 81 nationally, including No. 15 at the small forward spot, by 247Sports ... Tabbed No. 85 overall and No. 20 at his position by ESPN ... Listed as the No. 96 recruit, including No. 19 among small forwards, by Rivals ... Finished No. 84 overall in the 247Sports Composite rankings, good for No. 16 at his position ... Averaged 19.0 points and 8.0 rebounds per game as a senior ... Attended National Christian Academy (Md.), where Kevin Durant opened his high school career, for his first three seasons ... Capital Beltway League Player of the Year and scoring leader as both a sophomore and junior ... Named to *The Washington Post* Third Team All-Met as a junior after averaging 20.0 points, 7.0 rebounds and 3.0 assists per game and helping his team to a 24-7 record ... Eclipsed 1,600 career points by his junior year ... Garnered all-tournament accolades at the elite Saint James Invitational Tournament in 2020, alongside players such as Cade Cunningham, Scottie Barnes, Day'Ron Sharpe and Mark Williams ... Played for Team Takeover on the AAU circuit and helped his team reach the 2019 Nike EYBL Peach Jam U16 title game, scoring 28 points in a double-overtime loss ... Graduated as his class salutatorian with a 4.0 GPA.

Opposition	2022-23		
	P	R	A
Lafayette	-	-	-
UNC Greensboro	-	-	-
Florida A&M	-	-	-
vs. Providence	-	-	-
vs. TBD	-	-	-
St. Francis Brooklyn	-	-	-
at UCF	-	-	-
Rutgers	-	-	-
at Louisville	-	-	-
Cornell	-	-	-
NC State	-	-	-
St. Francis (PA)	-	-	-
Virginia	-	-	-
Vermont	-	-	-
at Notre Dame	-	-	-
at Georgia Tech	-	-	-
Boston College	-	-	-
at NC State	-	-	-
Syracuse	-	-	-
at Duke	-	-	-
at Florida State	-	-	-
at Pittsburgh	-	-	-
Virginia Tech	-	-	-
at Clemson	-	-	-
Duke	-	-	-
Louisville	-	-	-
at North Carolina	-	-	-
Wake Forest	-	-	-
at Virginia Tech	-	-	-
Florida State	-	-	-
Pittsburgh	-	-	-
vs. TBD	-	-	-

### ROBINSON CAREER / SEASON HIGHS

<b>Points</b>
Career: N/A
Season: N/A
ACC: N/A
<b>Rebounds</b>
Career: N/A
Season: N/A
ACC: N/A
<b>Assists</b>
Career: N/A
Season: N/A
ACC: N/A
<b>Steals</b>
Career: N/A
Season: N/A
ACC: N/A
<b>Blocked Shots</b>
Career: N/A
Season: N/A
ACC: N/A
<b>Field Goals Made</b>
Career: N/A
Season: N/A
ACC: N/A
<b>Field Goal Attempts</b>
Career: N/A
Season: N/A
ACC: N/A
<b>3-Point Field Goals Made</b>
Career: N/A
Season: N/A
ACC: N/A
<b>3-Point Field Goal Attempts</b>
Career: N/A
Season: N/A
ACC: N/A
<b>Free Throws Made</b>
Career: N/A
Season: N/A
ACC: N/A
<b>Free Throw Attempts</b>
Career: N/A
Season: N/A
ACC: N/A
<b>Minutes</b>
Career: N/A
Season: N/A
ACC: N/A


\* Recorded more than once with most recent listed

**Personal:** Full name is Jakai Nigel Robinson ... First name is pronounced Juh-KYE ... Born April 29, 2002 ... Parents are Sheldon Sealy and Junice Robinson ... Father is originally from St. Lucia ... Has an older sister, Jasmine Mason, a younger sister, Jordyn Robinson, and a younger brother, Michael Sealy ... Majoring in community and applied psychological studies with a minor in marketing ... Favorite athlete is Kevin Durant because of his demeanor and skill set ... Best sports memory is playing in the Peach Jam championship game ... Committed to Miami over Clemson, UConn, Georgetown, NC State and Seton Hall ... Chose Miami because he felt like a priority.

CAREER STATISTICS				Total			3-Point			Free Throws			Rebounds				Scoring								
Year	GP	GS	Min	Avg	FG	FGA	Pct	FG	FGA	Pct	FT	FTA	Pct	Off	Def	Tot	Avg	PF	FO	Ast	TO	Blk	Stl	Pts	Avg
2021-22	DNP																								
2022-23	-																								
TOTAL	-																								



# #1



# ANTHONY WALKER

FOURTH-YEAR JUNIOR | FORWARD | 6-9 | 215

Baltimore, Md. | Brewster Academy (N.H.)

- **10-Point Games:** 21 (six in 2021-22)
- **10-Rebound Games:** Five (zero in 2021-22)
- **Double-Doubles:** Four (zero in 2021-22)
- Has unique ability to score around the basket, but has extended his range and has become a very reliable 3-point shooter
- Played the best basketball of his career during the offseason in advance of 2022-23
- One of Miami's leaders, especially in practice, and has taken on the role of mentoring the young frontcourt freshmen
- Extremely gifted athlete working to use that ability every day in practice and games
- Between May 2022 and September 2022, upped his power clean by 40 pounds (200 to 240) and his front squat by 25 pounds (225 to 250) to notch team-high marks in both categories
- Also between May 2022 and September 2022, improved his bench press by 30 pounds (185 to 215) and his max-rep chin-up count by seven (11 to 18), the latter third-most on the team
- Wore No. 11 as a freshman in 2019-20
- As a freshman, set season highs in points (14), field goals made (four) and attempted (eight), free throws made (five) and attempted (five), 3-point attempts (four) and minutes (25) at North Carolina (1/25/20) in the Dean E. Smith Center
- Amassed five double-doubles in 2020-21, including one in his first collegiate start and later three in a five-game span, after never eclipsing seven rebounds as a freshman and only logging 10-plus points once
- Served as the primary defender on 2020-21 First Team All-ACC honoree Justin Champagnie in Miami's first-round ACC Tournament win over Pittsburgh (3/9/21) and, while playing 39 minutes, held him to a season-low 25.0 percent mark (5-of-20) from the floor
- Logged double-figure points in the first two games of 2021-22 and 11 of the final 14 games of 2021-22, giving him 10-plus points in 13 of 16 games after previously hitting that mark just four times
- Registered 11 points, all in the second half, on 4-of-4 shooting in Miami's win over NC State (12/29/21) after averaging 3.1 points per game in the prior eight contests
- Scored 12 points on 5-of-7 shooting, including a 2-of-2 clip from deep, against Notre Dame (2/2/22) to match his point total from the prior five games combined, adding a season-best eight rebounds to equal his total from the previous seven games combined
- Earned his first start of the 2021-22 season versus Georgia Tech (2/9/22) and, on his 21st birthday, posted 12 points and a season-high-tying eight rebounds, while shooting 6-of-10 from the floor to tie a career high in makes in a co-season-best 26 minutes
- Tied for second in 2021-22 ACC Sixth Man of the Year balloting, earning six votes

2022-23				
Opposition	P	R	A	
Lafayette	-	-	-	
UNC Greensboro	-	-	-	
Florida A&M	-	-	-	
vs. Providence	-	-	-	
vs. TBD	-	-	-	
St. Francis Brooklyn	-	-	-	
at UCF	-	-	-	
Rutgers	-	-	-	
at Louisville	-	-	-	
Cornell	-	-	-	
NC State	-	-	-	
St. Francis (PA)	-	-	-	
Virginia	-	-	-	
Vermont	-	-	-	
at Notre Dame	-	-	-	
at Georgia Tech	-	-	-	
Boston College	-	-	-	
at NC State	-	-	-	
Syracuse	-	-	-	
at Duke	-	-	-	
at Florida State	-	-	-	
at Pittsburgh	-	-	-	
Virginia Tech	-	-	-	
at Clemson	-	-	-	
Duke	-	-	-	
Louisville	-	-	-	
at North Carolina	-	-	-	
Wake Forest	-	-	-	
at Virginia Tech	-	-	-	
Florida State	-	-	-	
Pittsburgh	-	-	-	
vs. TBD	-	-	-	

2021-22				
Opposition	P	R	A	
Canisius	14	4	2	
UCF	12	1	1	
at Florida Atlantic	8	3	0	
Florida A&M	7	4	0	
vs. Dayton	5	4	2	
vs. North Texas	0	0	0	
vs. Alabama	2	0	0	
at Penn State	4	1	0	
Clemson	2	0	0	
Lipscomb	0	1	2	
vs. Fordham	8	2	0	
Stetson	4	4	1	
NC State	11	4	0	
Wake Forest	8	5	2	
Syracuse	4	2	0	
at Duke	6	3	0	
at Florida State	0	0	0	
North Carolina	1	1	0	
Florida State	0	0	0	
at Virginia Tech	4	0	1	
at Georgia Tech	7	2	0	
Notre Dame	12	8	0	
at Virginia	0	3	4	
Georgia Tech	12	8	2	
at Wake Forest	4	2	0	
at Louisville	6	2	1	
Virginia	4	4	1	
at Pittsburgh	7	6	1	
Virginia Tech	11	4	0	
at Boston College	0	0	0	
at Syracuse	0	1	1	
vs. Boston College	4	1	0	
vs. Duke	5	0	0	
vs. USC	3	2	1	
vs. Auburn	4	1	0	
vs. Iowa State	0	3	0	
vs. Kansas	3	5	0	

2020-21				
Opposition	P	R	A	
North Florida	8	3	2	
Stetson	6	4	1	
Purdue	4	2	0	
FGCU	12	4	0	
Pittsburgh	12	10	0	
Jacksonville	18	10	1	
at Virginia Tech	2	0	2	
Clemson	1	0	1	
North Carolina	9	3	0	
at NC State	0	0	0	
at Boston College	6	2	0	
Louisville	2	0	1	
at Syracuse	13	5	0	
Notre Dame	-	-	-	
at Florida State	13	2	1	
at Wake Forest	12	7	1	
Duke	16	3	2	
Virginia Tech	4	3	1	
at Notre Dame	14	10	0	
Georgia Tech	16	1	0	
Florida State	12	7	1	
at Clemson	13	10	1	
at Virginia	8	10	1	
Boston College	17	7	4	
vs. Pittsburgh	14	9	4	
vs. Clemson	15	6	2	
vs. Georgia Tech	2	4	2	

2019-20				
Opposition	P	R	A	
Louisville	9	5	0	
Florida Atlantic	4	2	1	
at UCF	6	2	1	
Quinnipiac	4	3	1	
vs. Missouri State	0	1	0	
vs. Florida	4	1	0	
vs. UConn	2	2	0	
at Illinois	0	0	0	
Alabama A&M	0	0	0	
vs. Temple	-	-	-	
Coppin State	3	2	0	
at Clemson	3	2	0	
Duke	0	0	0	
at Louisville	0	0	0	
Pittsburgh	-	-	-	
at NC State	-	-	-	
Florida State	2	3	0	
at Duke	4	4	0	
at North Carolina	14	3	0	
Virginia Tech	7	4	0	
at Pittsburgh	0	2	0	
NC State	6	7	0	
at Florida State	0	5	2	
Boston College	9	3	0	
Wake Forest	2	1	0	
at Virginia Tech	0	1	0	
at Notre Dame	4	1	0	
at Georgia Tech	-	-	-	
Virginia	-	-	-	
Syracuse	2	1	0	
vs. Clemson	0	0	0	

### WALKER CAREER / SEASON HIGHS

- Points**  
 Career: 18, vs. Jacksonville, 12/19/20  
 Season: 14, vs. Canisius, 11/9/21  
 ACC: 17, vs. Boston College, 3/5/21
- Rebounds**  
 Career: 10\*, at Virginia, 3/1/21  
 Season: 8\*, vs. Georgia Tech, 2/9/22  
 ACC: 10\*, at Virginia, 3/1/21
- Assists**  
 Career: 4\*, at Virginia, 2/5/22  
 Season: 4, at Virginia, 2/5/22  
 ACC: 4\*, at Virginia, 2/5/22
- Steals**  
 Career: 3\*, vs. Virginia Tech, 2/26/22  
 Season: 3\*, vs. Virginia Tech, 2/26/22  
 ACC: 3\*, vs. Virginia Tech, 2/26/22
- Blocked Shots**  
 Career: 3\*, vs. Canisius, 11/9/21  
 Season: 3, vs. Canisius, 11/9/21  
 ACC: 2\*, vs. NC State, 12/16/20
- Field Goals Made**  
 Career: 6\*, vs. Georgia Tech, 2/9/22  
 Season: 6, vs. Georgia Tech, 2/9/22  
 ACC: 6\*, vs. Georgia Tech, 2/9/22
- Field Goal Attempts**  
 Career: 15, at Notre Dame, 2/14/21  
 Season: 10\*, vs. Georgia Tech, 2/9/22  
 ACC: 15, at Notre Dame, 2/14/21
- 3-Point Field Goals Made**  
 Career: 2\*, vs. Notre Dame, 2/2/22  
 Season: 2, vs. Notre Dame, 2/2/22  
 ACC: 2\*, vs. Notre Dame, 2/2/22
- 3-Point Field Goal Attempts**  
 Career: 6, vs. Pittsburgh, 12/16/20  
 Season: 4, vs. Dayton, 11/25/21  
 ACC: 6, vs. Pittsburgh, 12/16/20
- Free Throws Made**  
 Career: 8, vs. Jacksonville, 12/19/20  
 Season: 5, vs. Canisius, 11/9/21  
 ACC: 6, vs. Boston College, 3/5/21
- Free Throw Attempts**  
 Career: 8\*, vs. Jacksonville, 12/19/20  
 Season: 7\*, vs. UCF, 11/13/21  
 ACC: 8, vs. Pittsburgh, 12/16/20
- Minutes**  
 Career: 39\*, vs. Pittsburgh, 3/9/21  
 Season: 26\*, vs. Georgia Tech, 2/9/22  
 ACC: 38, vs. Virginia Tech, 2/6/21

\* Recorded more than once with most recent listed  
^ ACC Tournament

**As a Third-Year Sophomore (2021-22):** One of four Hurricanes to play in all 37 games, notching two starts ... Averaged 4.9 points, 2.5 rebounds and 0.8 steals per game ... Finished third on the team in offensive rebounds (27) and blocked shots (17) ... Scored in double figures six times ... Led or co-led Miami in blocks on nine occasions, tied for second-most on the team, as well as in rebounding four times, in steals thrice and in assists twice ... Opened the year with a season-best 14 points in 22 minutes against Canisius (11/9), also setting season highs in free throws made (five), free throws attempted (seven) and blocks (three), adding two assists ... Logged 12 points and two steals in a season-high 26 minutes versus UCF (11/13) ... Scored eight points in 20 minutes at Florida Atlantic (11/16) ... Tallied eight points against Fordham (12/12) in Brooklyn, N.Y. ... Registered 11 points, shot 4-of-4 from the field and blocked two shots in 23 minutes versus NC State (12/29) ... Finished with eight points, five rebounds, two assists and two



# ANTHONY WALKER

# #1

steals in 23 minutes against Wake Forest (1/1) ... Tied a career best with three steals at Virginia Tech (1/26) ... Amassed 12 points on 5-of-7 shooting, including making both his 3-pointers, against Notre Dame (2/2), adding a season- and team-high eight rebounds ... Dished out a career-high-tying four assists at Virginia (2/5) ... In his first start of the year, against Georgia Tech (2/9), notched 12 points, a season-high-tying eight rebounds to co-lead all players and two assists in a season-high-tying 26 minutes, finishing 6-of-10 from the floor to set season bests in both categories ... Started in the win at RV/No. 25 Wake Forest (2/12) ... Compiled seven points, a team-best six boards and two steals in 20 minutes at Pittsburgh (2/22) ... Posted 11 points and a career-high-tying three steals against Virginia Tech (2/26) ... Led Miami with five boards in the Elite Eight against the eventual NCAA champion, third-ranked Kansas (3/27).

**As a Sophomore (2020-21):** Season did not count towards eligibility due to COVID-19 pandemic ... Appeared in 26 contests, missing one due to injury, and made 16 starts ... Averaged 9.6 points, 4.7 rebounds and 1.0 assist per game ... Ranked second on the team in blocked shots (22), as well as fourth in both scoring and rebounding ... Tied for ninth in the ACC in 10-rebound games (five) and double doubles (four) ... In ACC-only action, tied for sixth in the league in 10-rebound games (four) for eighth in double-doubles (three) ... Scored double-digit points 14 times, including in 12 of his final 15 appearances, with 15-plus on five occasions ... Pulled down five-plus rebounds 10 times, including in six of the last seven games ... Blocked multiple shots in five outings ... Eclipsed 30 minutes 12 times, including in six of the last seven contests, with 35-plus seven times ... Led Miami in rebounding in a team-best nine outings, as well as in blocks nine times to rank second, plus in steals five times and assists once ... Posted the most single-game made free throws without a miss (eight) by a Hurricane ... Logged 12 points and a career-best three blocks versus FGCU (12/12) ... In his first collegiate start, posted a 12-point, career-best 10-rebound double-double against Pittsburgh (12/16), adding two blocks in 35 minutes ... Scored a career-high 18 points, made a career-best eight free throws and tied career bests in rebounds (10), blocks (three) and free-throw attempts (eight) versus Jacksonville (12/19) ... Tallied 13 points and five boards at Syracuse (1/19) ... Did not play against Notre Dame (1/24) due to a right foot injury sustained in practice ... Scored 13 points and went 2-of-3 from deep in 36 minutes at No. 16 Florida State (1/27) ... Amassed 12 points, seven rebounds and two blocks at Wake Forest (1/30) ... Scored 16 points on 6-of-9 shooting in the victory over Duke, setting a career best in made field goals ... Recorded a 14-point, 10-rebound double-double at Notre Dame (2/14) ... Notched 16 points, shooting 6-of-11, against Georgia Tech (2/20) ... Totaled 12 points and seven rebounds versus No. 11/9 Florida State (2/24) ... Registered a 13-point, 10-rebound double-double in 38 minutes of action at Clemson (2/27) ... Posted eight points and 10 boards in 36 minutes at No. 21/20 Virginia (3/1) ... Stuffed the stat sheet with 17 points, seven rebounds, a career-high four assists, two steals and two blocks in 36 minutes in the regular season finale versus Boston College (3/5) ... Logged 14 points, nine rebounds and a career-high-tying four assists, while limiting Justin Champagnie to 5-of-20 shooting, in a career-best 39 minutes during the ACC Tournament opening round win over Pittsburgh (3/9) ... Posted 15 points, six rebounds and a career-high three steals in the victory against Clemson (3/10) in the ACC Tournament second round.


**As a Freshman (2019-20):** Played in 25 contests, averaging 3.3 points and 2.1 rebounds over 12.3 minutes per game ... Scored in double figures once, grabbed five-plus boards in three appearances, blocked multiple shots on three occasions and played 20-plus minutes five times ... Twice paced Miami in rebounding ... Opened his collegiate career by notching nine points and five rebounds against fifth-ranked Louisville (11/5), finishing 3-of-6 from the floor and hitting a 3-pointer ... Registered six points, two blocks and a season-high two steals in the road win at UCF (11/12) ... Set a season best with three blocked shots in 20 minutes of action against UConn (11/24) in the Charleston Classic ... Played 24 minutes at eighth-ranked Duke (1/21), notching four points and four boards ... Set season highs in points (14), field goals made (four) and attempted (eight), free throws made (five) and attempted (five), and minutes played (25) at North Carolina (1/25) ... Posted seven points and two blocks in the win over Virginia Tech (1/28) ... Recorded six points and a season-best seven rebounds in 21 minutes versus NC State (2/5) ... Grabbed five boards and dished out a season-high two assists in 21 minutes at eighth-ranked Florida State (2/8) ... Scored nine points on 4-of-7 shooting in the victory against Boston College (2/12).

**High School:** Graduated from Brewster Academy (N.H.) ... Listed as a four-star prospect by ESPN, as well as a three-star recruit by 247Sports and Rivals ... Tabbed as the No. 33 power forward in the country by both 247Sports and Rivals ... McDonald's All-American Game nominee ... Helped Brewster win the National Prep Championships and a region championship, as well as reach the NEPSAC AAA title game, during his lone year with the team ... Led Perry Hall (Md.) to 4A state crowns, the first two in school history, as a junior and sophomore ... Attended Hope Academy (Ga.) as a freshman and did not play basketball ... Member of multiple high schools honor rolls ... Numerous NBA players have attended Brewster, including Will Barton, Donovan Mitchell, Thomas Robinson and TJ Warren.

**Personal:** Full name is Anthony Edward Walker III ... Born Feb. 9, 2001 ... Parents are Anthony Walker Jr., and Towanda Hayes ... Has a younger brother, Darius ... Majoring in sociology with a minor in African studies ... Started playing competitive basketball as a 15-year-old sophomore ... Favorite athlete is Giannis Antetokounmpo ... Best sports memory is making a game-winning shot in the state playoffs as a junior ... Chose Miami because he felt was a great fit both basketball-wise and academically ... Committed to Miami over Kansas, Maryland, Pittsburgh, Seton Hall and VCU.

Year	CAREER STATISTICS				Total			3-Point			Free Throws			Rebounds				Scoring							
	GP	GS	Min	Avg	FG	FGA	Pct	FG	FGA	Pct	FT	FTA	Pct	Off	Def	Tot	Avg	PF	FO	Ast	TO	Blk	Stl	Pts	Avg
2019-20	25	0	308	12.3	32	79	.405	3	19	.158	15	23	.652	23	30	53	2.1	31	0	5	15	17	13	82	3.3
2020-21	26	16	686	26.4	91	214	.425	15	64	.234	52	73	.712	29	93	122	4.7	52	0	27	47	22	19	249	9.6
2021-22	37	2	520	14.1	72	156	.462	8	34	.235	30	50	.600	27	64	91	2.5	60	2	22	28	17	29	182	4.9
2022-23	-	-	-	-	-	-	-	-	-	-	-	-	-	-	-	-	-	-	-	-	-	-	-	-	-
<b>TOTAL</b>	<b>88</b>	<b>18</b>	<b>1514</b>	<b>17.2</b>	<b>195</b>	<b>449</b>	<b>.434</b>	<b>26</b>	<b>117</b>	<b>.222</b>	<b>97</b>	<b>146</b>	<b>.664</b>	<b>79</b>	<b>187</b>	<b>266</b>	<b>3.0</b>	<b>143</b>	<b>2</b>	<b>54</b>	<b>90</b>	<b>56</b>	<b>61</b>	<b>513</b>	<b>5.8</b>





# CHRISTIAN WATSON

FIRST-YEAR FRESHMAN | GUARD | 6-7 | 209

# # 3

Lanham, Md. | St. John's College HS (D.C.)

- Outstanding run-and-jump athlete whose size and skill give him the flexibility to play multiple positions
- In time, could become Miami's best perimeter defender because of his size, length and athletic ability
- Added 50 pounds (135 to 185) to his max power clean and 35 pounds to his max bench press (175 to 210) between his June 2022 arrival at Miami and September 2022

**High School:** Graduated from St. John's College High School (D.C.) ... Labeled a four-star, top-125 recruit by both ESPN and Rivals ... Listed as the top recruit in Washington, D.C., by 247Sports, ESPN and Rivals ... Ranked No. 92 nationally, including No. 26 among small forwards, by ESPN ... Slotted at No. 120 on the 247Sports list, including No. 29 at his position ... McDonald's All-American Game nominee ... Averaged 17.0 points, 6.0 rebounds and 4.0 assists per game as a senior and served as a team captain ... Named first team all-state, second team all-conference in the elite WCAC and *The Washington Post* All-Met Honorable Mention ... Led his team to the semifinals of both the state and conference tournaments ... Played just one game as a junior due to the COVID-19 pandemic and scored 25 points against eventual Miami teammate Favour Aire and Bishop McNamara (Md.) ... Started as a sophomore and helped his team to a 24-9 record ... Competing for DC Premier on the AAU circuit, scored 21 points against top-ranked Team Final the first time the Miami staff watched him play in person ... Villanova assistant coach Dwayne Anderson and UConn women's basketball standout Azzi Fudd, the No. 1 recruit in the class of 2021, both attended St. John's, the latter with Watson.

**Personal:** Full name is Christian Allen Watson ... Goes by Chris and nickname is "CWat" ... Born June 23, 2003 ... Parents are Kirk and Shirlevia Watson ... Father does computer IT for the government and mother works in customer service for a utilities company ... Has an older brother, Jaylon, and an older sister, Imani ... Majoring in business management ... Hopes to start his own business after his playing career ... Enjoys drawing and playing video games ... Favorite athlete is Kevin Durant because he tries to model his game after him due to their similarities and both being from Prince George's County, Md. ... Best sports memory is hitting a game-winning shot to lead his school to the WCAC semifinals as a sophomore ... Committed to Miami over Florida, Georgetown, Illinois, LSU, Marquette, NC State, Pittsburgh, Rutgers and South Carolina ... Chose Miami because he felt it was the best situation for him and his family, due to its combination of great education, athletics and environment.

Opposition	2022-23		
	P	R	A
Lafayette	-	-	-
UNC Greensboro	-	-	-
Florida A&M	-	-	-
vs. Providence	-	-	-
vs. TBD	-	-	-
St. Francis Brooklyn	-	-	-
at UCF	-	-	-
Rutgers	-	-	-
at Louisville	-	-	-
Cornell	-	-	-
NC State	-	-	-
St. Francis (PA)	-	-	-
Virginia	-	-	-
Vermont	-	-	-
at Notre Dame	-	-	-
at Georgia Tech	-	-	-
Boston College	-	-	-
at NC State	-	-	-
Syracuse	-	-	-
at Duke	-	-	-
at Florida State	-	-	-
at Pittsburgh	-	-	-
Virginia Tech	-	-	-
at Clemson	-	-	-
Duke	-	-	-
Louisville	-	-	-
at North Carolina	-	-	-
Wake Forest	-	-	-
at Virginia Tech	-	-	-
Florida State	-	-	-
Pittsburgh	-	-	-
vs. TBD	-	-	-

### WATSON CAREER / SEASON HIGHS

<b>Points</b>
Career: N/A
Season: N/A
ACC: N/A
<b>Rebounds</b>
Career: N/A
Season: N/A
ACC: N/A
<b>Assists</b>
Career: N/A
Season: N/A
ACC: N/A
<b>Steals</b>
Career: N/A
Season: N/A
ACC: N/A
<b>Blocked Shots</b>
Career: N/A
Season: N/A
ACC: N/A
<b>Field Goals Made</b>
Career: N/A
Season: N/A
ACC: N/A
<b>Field Goal Attempts</b>
Career: N/A
Season: N/A
ACC: N/A
<b>3-Point Field Goals Made</b>
Career: N/A
Season: N/A
ACC: N/A
<b>3-Point Field Goal Attempts</b>
Career: N/A
Season: N/A
ACC: N/A
<b>Free Throws Made</b>
Career: N/A
Season: N/A
ACC: N/A
<b>Free Throw Attempts</b>
Career: N/A
Season: N/A
ACC: N/A
<b>Minutes</b>
Career: N/A
Season: N/A
ACC: N/A

\* Recorded more than once with most recent listed

CAREER STATISTICS				Total			3-Point			Free Throws			Rebounds				Scoring								
Year	GP	GS	Min	Avg	FG	FGA	Pct	FG	FGA	Pct	FT	FTA	Pct	Off	Def	Tot	Avg	PF	FO	Ast	TO	Blk	Stl	Pts	Avg
2022-23	-	-	-	-	-	-	-	-	-	-	-	-	-	-	-	-	-	-	-	-	-	-	-	-	-
<b>TOTAL</b>	-	-	-	-	-	-	-	-	-	-	-	-	-	-	-	-	-	-	-	-	-	-	-	-	-





# ISAIAH WONG

# #2

- One of two DI players, alongside Baylor Scheierman, to average at least 15.0 points, 4.0 rebounds and 2.0 assists with fewer than 2.0 turnovers per game in both 2020-21 and 2021-22
- Second two-time Preseason All-ACC designee in program history, alongside Chris Lykes, and the only Hurricane with two such first-team recognitions

**As a Fourth-Year Junior (2022-23): NABC Player of the Year Watch List ... Preseason First Team All-ACC ... Jerry West Award Watch List**

**As a Third-Year Sophomore (2021-22): Third Team All-ACC ... Preseason First Team All-ACC ... Jerry West Award Watch List**

One of four Hurricanes to appear in all 37 contests, starting 36 ... Averaged 15.3 points, 4.3 rebounds, 2.0 assists and 0.9 steals in 33.8 minutes per game ... Shot 45.2 percent from the floor and 74.8 percent at the line ... Placed second among Hurricanes in scoring, made field goals (207), free-throw percentage, made free throws (104), free-throw attempts (139) and minutes ... Ranked third in rebounding, assists, made 3-pointers (48) and defensive rebounding (3.6) ... The 42nd 1,000-point scorer in program history and 27th to hit that mark in three or fewer seasons ... Logged the fourth-most single-season minutes (1,252) and co-fifth-most single-season starts in program history ... In ACC-only play, finished third on Miami's single-season leaderboard in minutes (679), fourth in made field goals (109), fifth in points (306), co-eighth in free-throw attempts (77) and ninth in made free throws (58) ... Set the program's career record for made free throws in ACC play (182) ... Made the fifth-most free throws (eight) in an NCAA Tournament game by a Hurricane ... Fifth Miami player to make five free throws in an NCAA Tournament contest without a miss (5-of-5) ... Fourth Hurricane to earn multiple All-ACC honors in a career, alongside Jack McClinton (2006-07, 2007-08 and 2008-09), Guillermo Diaz (2004-05 and 2005-06) and Kenny Kadji (2011-12 and 2012-13) ... Ranked fourth in the ACC in made field goals (No. 68 in NCAA), No. 10 in 20-point games (10), No. 11 in free-throw percentage and No. 13 in points per game ... In ACC-only action, finished No. 12 in free-throw percentage (75.3), co-No. 12 in made field goals (109) and No. 14 in scoring (15.3) ... Nationally, placed No. 17 among DI players in total minutes, No. 53 in field-goal attempts (458) and No. 83 in total points (566) ... First ACC player since Wayne Ellington (2007-09) to post a second straight season averaging 15-plus points, four-plus rebounds and two-plus assists with fewer than two turnovers per game ... One of 64 DI players with at least 28 13-point outings ... Scored in double digits 31 times, including in 19 straight games, with 15-plus on 20 occasions, including eight in a 10-game stretch ... Tallied 25-plus in four of his 10 20-point outings ... Snatched at least five rebounds 16 times, including five in a row, with seven-plus seven times, including four straight ... Distributed three-plus assists on 13 occasions, with five-plus twice ... Posted multiple steals in 11 games, including four in a row ... Played over 30 minutes in all but four games, with 35-plus 10 times and 39-plus three ... Led or co-led the Hurricanes in scoring 11 times, in rebounding six times, in assists six times, in steals six times and in blocks four times ... Tied for the second-most made field goals (11) and the third-most points (27) by a Miami player in a single game, as well as recorded two of the four instances with six-plus made free throws without a miss ... Notched 20 points, including 15 straight for Miami in just 3:50, on 7-of-10 shooting from the field and a 5-of-5 clip from the line versus UCF (11/13), adding five boards and three assists. *Additional season information available on MiamiHurricanes.com website bio page.*

**As a Sophomore (2020-21): Third Team All-ACC ... ACC All-Tournament Second Team**

Season did not count towards eligibility due to COVID-19 pandemic ... One of two Hurricanes to appear in all 27 games, leading the team with 26 starts ... Averaged 17.1 points, 4.8 rebounds, 2.4 assists and 1.1 steals per game ... Paced Miami in scoring and minutes (35.5) averages, while finishing third in rebounds, assists and steals per contest ... Second Hurricane—third occurrence—since the program rebirth (1985-86) to average at least 16.0 points 4.5 rebounds and 2.0 assists per game, alongside Eric Brown (twice) ... Seventh Miami player since the rebirth to average 35-plus minutes per game, tying for fifth place at 35.5 ... Finished top-10 on Miami's single-season ACC-only leaderboards in six categories: tied for second in made free throws (69), third in made field goals (104), third in free-throw attempts (84), tied for fourth in minutes per game (35.1), fifth in scoring (16.1) and tied for ninth in made 3-pointers (40) ... Tallied the most single-season 20-point games by a Hurricane in the Jim Larrañaga era and tied for the most 25-point showings ... Tied for the second-most made field goals by a Hurricane in an ACC game (12), becoming the third—fourth occurrence—to reach that number, including the first since Jack McClinton on 2/7/09 ... Fifth Hurricane to score 30 points in a game under Jim Larrañaga and first since Bruce Brown Jr., on 12/8/17 ... Just the third Hurricane with back-to-back 20-point games in the ACC Tournament, including the second, alongside Shane Larkin, to do so in the same year ... Runner-up in ACC Most Improved Player voting ... One of three ACC players with a trio of 28-point outings and one of four with at least four 25-point games ... Co-led the ACC with 11 20-point performances ... Led the ACC in total points (462; No. 47 in NCAA), made free throws (102; No. 61 in NCAA) and free throws attempted (127; No. 75 in NCAA) ... Placed fourth in the ACC in free-throw percentage (80.3), made field goals (155; No. 86 in NCAA) and total minutes (958; No. 54 in NCAA) ... Ranked fifth in the ACC in points per game (17.1) and minutes per game (35.5), plus ninth in made 3-pointers (50), No. 12 in field goal percentage (43.1) and No. 16 in total steals (30) ... In league-only action, led the ACC in free throws made (69) and attempted (84), as well as placed second in total points (317) and total minutes (666), plus tied for second in 20-point games (six) ... Also finished fourth in made field goals (104), sixth in points per game (16.7), sixth in free-throw percentage (82.1), seventh in made 3-pointers (40), eighth in minutes per game (35.1) and No. 14 in field-goal percentage (41.8) ... Tied for the fourth-most made field goals in a game by an ACC player, notching one of the only six instances of someone reaching 12-plus ... Posted a plus-9.4 scoring increase from 2019-20, the seventh-best improvement of any Power Five player—just eight reached 9.0—and tops in the ACC ... One of four Power Five players to average at least 17.1 points, 4.7 rebounds, 2.3 assists and 1.0 steal per game ... Scored double-figure points 23 times, with 15-plus 18 times, 20-plus 11 times, 25-plus four times and 30 once ... Notched five-plus rebounds 12 times, including in eight of the first 12 games, with eight-plus four times ... Dished out four assists six times, including in three of the last four outings ... Logged multiple steals nine times, including in four of the first five contests ... Tallied one double-double ... Played 30-plus minutes 24 times, 35-plus 20 times and all 40 twice ... Committed three-plus turnovers just seven times, with four only twice ... Led Miami in scoring a team-best 16 times, as well in assists nine times to rank second, plus placed first in steals six times, in blocks six times and in rebounding four times. *Additional season information available on MiamiHurricanes.com website bio page.*

**As a Freshman (2019-20): Two-time ACC Freshman of the Week (2/17, 2/24) ... College Sports Madness ACC Player of the Week (2/17)**

One of three Hurricanes to appear in all 31 games, earning starts in the final 13 ... Averaged 7.7 points, 3.0 rebounds and 1.0 assist in 21.2 minutes per contest ... Shot 82.9 percent from the free-throw line and 37.3 percent from 3-point range, both second-best on the team ... Fourth Hurricane to win multiple ACC Freshman of the Week honors and the second to do so back-to-back, joining Lonnie Walker IV (February 2018) ... Lone player to claim the accolade consecutively in 2019-20 and just the 14th in the nine seasons since Jim Larrañaga got to Miami ... Tied for seventh in ACC-only free-throw percentage with an 80.9 clip ... Tied for the most made free throws in a game (14) without a miss by an ACC player—the second-best mark at Miami since the program rebirth in 1985-96—and tied for the third-most made free throws ... Fourth of five DI players in the last 10 years to record a 27-point, 12-rebound game while hitting 14 free throws without a miss and the first Power Six player to do so since USC junior Nikola Vucevic on 12/29/10 ... First DI freshman in the last decade to notch a 25-point, 10-rebound game while making 10 free throws without a miss and one of just three players nationally to do so in 2019-20, joining Washington State sophomore CJ Elleby and Coastal Carolina sophomore DeVante' Jones ... First Miami freshman with a double-double since Bruce Brown Jr., on 12/22/16, first to do so in league play since Dwayne Collins on 2/21/07 and first to do so on the road since Collins on 1/16/07 ... Sixth Miami freshman (fifth true) since the program rebirth to notch back-to-back 20-point games, including the second in the ACC era and fourth in league play ... Fifth Miami freshman (fourth true) since the program rebirth with multiple 20-point road games and the second to do so in conference action, joining Darius Rice (2000-01 in the BIG EAST) ... One of 13 Miami freshmen (11 true) since the program rebirth with at least three 20-point showings, including the fourth of the ACC era, alongside Lonnie Walker IV (2017-18), Bruce Brown Jr. (2016-17) and Durand Scott (2009-10) ... Ninth freshman (eighth true) since the program rebirth to tally a 25-point performance, including the fifth (fourth true) to do so on the road ... Logged the second-best single-season free-throw percentage and third-most made free throws (63) by a Miami freshman in the ACC era, as well as played the second-most minutes (42) in a game by a Miami freshman in that time ... Shot 49-of-53 (92.5 percent) from the line in the last 13 games, making his final 28 attempts ... Posted the most (14) and tied for the second-most (eight) made free throws in a game by a Hurricane, as well as tied for the best single-game field goal clip (5-of-6), tallied three of the four perfect 3-point marks on multiple attempts and tied for the third-most points (27) in an outing ... Scored 10-plus points 10 times, all in the final 13 games, notching 15-plus in six outings and 20-plus thrice ... Logged five-plus assists on seven occasions, reaching double figures once, and played 30-plus minutes eight times, all in the last 13 games ... Led the Hurricanes in scoring in seven outings and in rebounding three times. *Additional season information available on MiamiHurricanes.com website bio page.*

**High School:** Graduated from Monsignor Bonner (Pa.) ... Consensus top-90, four-star recruit ... Ranked No. 78 nationally, including No. 12 among point guards, by Rivals ... Tabbed No. 83 in the country and No. 16 among shooting guards by ESPN ... Listed No. 87 overall, including No. 13 among combo guards, by 247Sports, as well as No. 79 nationally in its composite rankings ... McDonald's All-American Game nominee ... Helped Bonner go 22-6 and reach the 4A state finals his senior season, logging 29 points and eight rebounds in the title game ... Averaged 22.0 points and 7.4 rebounds per game, claiming a second straight Philadelphia Catholic League MVP distinction ... Posted 22.3 points and 6.9 boards per game as a junior, winning his first PCL MVP award ... Attended Notre Dame (N.J.) the first two years of his high school tenure ... Won the Mercer County Tournament title as a freshman ... Notable Bonner alumni include former NBA general managers John Nash and Ed Stefanski, former La Salle head men's basketball coach Ashley Howard, former 42-year Villanova head women's basketball coach Harry Perretta, 1973 Heisman Trophy winner John Cappelletti and 12-year NFL veteran Anthony Becht.

**Personal:** Full name is Isaiah Robert-Johan Wong ... Nickname is Zay ... Born Jan. 28, 2001 ... Parents are Terrence and Lachelle Wong ... Has two older brothers, Brian and Tyler, and a younger brother, Elijah ... Majoring in criminology with a minor in sport administration ... Favorite athlete is Kobe Bryant ... Best sports memory is making a game-winning shot against Roman Catholic in a league game as a senior ... Chose Miami because he felt it was a great opportunity and he could have a big role ... Committed to Miami over Clemson, Connecticut, Pittsburgh and Villanova.

Year	CAREER STATISTICS				Total			3-Point			Free Throws			Rebounds			Scoring								
	GP	GS	Min	Avg	FG	FGA	Pct	FG	FGA	Pct	FT	FTA	Pct	Off	Def	Tot	Avg	PF	FO	Ast	TO	Blk	Stl	Pts	Avg
2019-20	31	13	657	21.2	79	190	.416	19	51	.373	63	76	.829	33	59	92	3.0	43	0	32	52	11	15	240	7.7
2020-21	27	26	960	35.6	155	360	.431	50	144	.347	102	127	.803	22	107	129	4.8	44	0	64	48	13	30	462	17.1
2021-22	37	36	1252	33.8	207	458	.452	48	159	.302	104	139	.748	23	135	158	4.3	66	2	75	52	11	35	566	15.3
2022-23																									
<b>TOTAL</b>	<b>95</b>	<b>75</b>	<b>2869</b>	<b>30.2</b>	<b>441</b>	<b>1008</b>	<b>.438</b>	<b>117</b>	<b>354</b>	<b>.331</b>	<b>269</b>	<b>342</b>	<b>.787</b>	<b>78</b>	<b>301</b>	<b>379</b>	<b>4.0</b>	<b>153</b>	<b>2</b>	<b>171</b>	<b>152</b>	<b>35</b>	<b>80</b>	<b>1268</b>	<b>13.3</b>



Officials: Lee Cassell, Jeff Pon, Jemel Spearman

**Indiana (PA) - 55**

Record: 0-0

NO.	Name	Min	FG			Rebounds			Fouls		TP	AS	TO	ST	Blocks		+/-
			M-A	M-A	M-A	OR	DR	TOT	PF	FD					BS	BA	
10	Tomiwa Sulaiman	F 25:04	6-16	0-2	2-2	4	4	8	4	2	14	1	3	0	1	4	-33
11	Ethan Porterfield	F 31:37	2-8	2-5	2-2	1	5	6	0	1	8	0	2	0	0	0	-32
5	Dave Morris	G 36:26	4-12	1-7	5-6	0	3	3	3	4	14	2	2	2	0	2	-34
13	Shawndale Jones	G 33:00	4-11	2-3	5-7	3	4	7	1	4	15	1	3	1	0	1	-28
23	Kyle Polce	G 17:43	0-1	0-1	0-0	0	1	1	0	0	0	0	0	0	0	0	-14
2	KJ Rhodes	21:07	1-3	0-2	0-0	1	2	3	0	0	2	3	2	0	0	0	-11
3	Jaheim Bethea	24:30	0-6	0-0	0-0	0	2	2	1	0	0	2	3	0	0	2	-17
12	Damir Brooks	04:49	1-1	0-0	0-0	0	2	2	0	1	2	1	0	0	0	0	-2
1	Dallis Dillard	00:00	0-0	0-0	0-0	0	0	0	0	0	0	0	0	0	0	0	0
32	Nolan Burk	03:34	0-0	0-0	0-0	0	0	0	0	0	0	0	0	0	0	0	0
20	Callum MacNamara	02:10	0-2	0-0	0-0	2	0	2	1	0	0	0	0	0	0	1	1
Team						2	0	2			0			2			
<b>Totals</b>			18-60	5-20	14-17	13	23	36	10	12	55	10	17	3	1	10	-34

Shooting By Period		
1 <sup>st</sup> FG%	8-25	32.0%
3PT%	4-11	36.4%
FT%	9-11	81.8%
2 <sup>nd</sup> FG%	10-35	28.6%
3PT%	1-9	11.1%
FT%	5-6	83.3%
GM FG%	18-60	30.0%
3PT%	5-20	25.0%
FT%	14-17	82.4%

Dead Ball Rebounds: 3, 1

Technical Fouls: Polce 2<sup>nd</sup> 18:51

**Miami (FL) - 89**

Record: 0-0

NO.	Name	Min	FG			Rebounds			Fouls		TP	AS	TO	ST	Blocks		+/-
			M-A	M-A	M-A	OR	DR	TOT	PF	FD					BS	BA	
15	Norchad Omier	F 21:01	5-7	0-0	0-0	1	6	7	4	1	10	1	0	2	2	0	23
2	Isaiah Wong	G 31:36	6-10	3-3	4-5	0	2	2	1	2	19	3	0	0	2	1	20
11	Jordan Miller	G 29:26	8-10	1-2	2-2	3	4	7	0	1	19	2	0	2	1	0	32
24	Nijel Pack	G 30:37	5-14	1-7	0-0	1	5	6	0	1	11	6	1	2	1	0	31
55	Wooga Poplar	G 28:58	7-15	1-4	0-0	0	5	5	2	3	15	3	1	2	0	0	30
1	Anthony Walker	22:25	4-5	1-2	0-0	0	3	3	1	1	9	0	1	1	0	0	13
4	Bensley Joseph	16:06	1-2	0-1	0-0	0	1	1	3	0	2	3	2	2	0	0	15
5	Harlond Beverly	05:35	0-1	0-0	0-0	0	0	0	0	0	0	0	0	0	0	0	6
0	AJ Casey	03:34	0-2	0-1	0-0	0	0	0	0	0	0	0	0	0	0	0	0
12	Favour Aire	03:34	1-2	0-0	2-2	1	1	2	0	1	4	0	0	1	3	0	0
13	Jakai Robinson	03:34	0-0	0-0	0-0	0	0	0	0	0	0	0	0	0	0	0	0
23	Danilo Jovanovich	03:34	0-0	0-0	0-0	0	2	2	1	0	0	0	0	0	1	0	0
Team						1	0	1			0			0			
<b>Totals</b>			37-68	7-20	8-9	7	29	36	12	10	89	18	5	12	10	1	34

Shooting By Period		
1 <sup>st</sup> FG%	18-35	51.4%
3PT%	2-9	22.2%
FT%	4-4	100%
2 <sup>nd</sup> FG%	19-33	57.6%
3PT%	5-11	45.5%
FT%	4-5	80%
GM FG%	37-68	54.4%
3PT%	7-20	35.0%
FT%	8-9	88.9%

Dead Ball Rebounds: 1, 0

Technical Fouls: NONE

	IUP	MIA
Biggest lead	0 (1 <sup>st</sup> 20:00)	36 (2 <sup>nd</sup> 2:12)
Best Scoring Run	8 (1 <sup>st</sup> 14:54)	13 (1 <sup>st</sup> 16:35)
Lead Changes	0	
Times Tied	0	
Time with Lead	00:00	39:42

	IUP	MIA
Points from		
Turnovers	3	25
Paint	18	56
Second Chance	4	12
Fast Breaks	3	27
Bench	4	15

	Period by Period Scoring		
	1st	2nd	TOT
IUP	29	26	55
MIA	42	47	89













### SPECIALTY STATS

Date	Oppon.	W/L	Big.....Lead		Ties	Lead Chng	Lead...Time		Tied	Off.....Turn.		In.....Paint		2nd...Chan.		Fast.....Brk.		Bench...Pts	
			UM	OPP			UM	OPP		UM	OPP	UM	OPP	UM	OPP	UM	OPP	UM	OPP
11/9	Canisius	W	17	N/A	2	0	39:04	0:00	0:56	10	15	42	32	15	8	16	11	22	14
11/13	UCF	L	2	17	0	1	0:35	39:14	0:11	25	8	32	24	12	17	8	7	17	40
11/16	@ FAU	W	16	0	1	0	39:34	0:00	0:26	11	10	26	34	4	9	13	9	26	15
11/21	FAMU	W	30	0	0	0	38:58	0:00	1:02	13	11	36	32	20	14	11	15	24	7
11/25	v. Dayton	L	4	18	4	3	3:52	31:52	4:16	19	7	30	30	8	3	12	11	31	20
11/26	v. UNT	W	6	14	5	10	9:49	24:03	6:08	12	5	34	18	6	8	13	4	0	22
11/28	v. 'Bama	L	9	34	2	7	16:47	21:21	1:52	16	25	28	38	4	15	9	17	9	34
12/1	@ PSU	W	8	5	6	11	26:16	6:54	6:50	8	2	20	32	5	7	7	3	8	7
12/4	Clemson*	W	7	9	3	1	2:55	35:41	1:24	21	10	24	36	3	18	8	3	13	19
12/8	Lipscomb	W	19	3	3	6	33:11	3:18	3:31	17	13	44	30	5	7	12	18	5	28
12/12	v. Ford	W	14	4	6	11	29:11	6:23	4:26	11	10	34	26	6	9	12	15	14	16
12/20	Stetson	W	20	0	1	0	38:49	0:00	1:11	14	4	26	24	14	3	16	3	17	16
12/29	NC St.*	W	11	8	5	10	17:08	18:33	4:19	10	8	40	38	10	21	17	24	18	27
1/1	Wake*	W	15	0	0	0	39:20	0:00	0:40	17	11	38	48	6	14	7	4	12	14
1/5	'Cuse*	W	8	18	2	9	13:27	26:05	0:28	25	11	34	22	12	13	18	3	19	3
1/8	@Duke*	W	8	8	10	15	18:54	14:18	6:48	17	2	52	38	12	14	8	16	10	12
1/11	@FSU*	L	8	4	5	11	32:03	5:31	2:26	21	15	20	32	8	17	6	2	0	25
1/18	UNC*	W	33	3	1	1	36:42	2:32	0:46	30	5	24	30	11	11	13	4	10	21
1/22	FSU*	L	0	26	0	0	0:00	38:46	1:14	20	10	26	40	9	8	11	6	4	21
1/26	@VT*	W	11	6	9	14	23:22	9:40	6:58	23	8	30	20	10	8	16	3	4	23
1/29	@GT*	W	19	1	2	4	38:50	0:44	0:26	16	12	28	34	8	4	15	24	12	16
2/2	ND*	L	4	14	4	3	3:39	33:50	2:31	8	6	26	44	6	8	11	6	17	7
2/5	@UVA*	L	3	21	2	3	4:53	33:52	1:15	17	12	40	36	6	8	13	7	6	9
2/9	GT*	W	11	14	7	6	15:03	20:34	4:23	15	11	36	30	6	6	18	6	4	22
2/12	@Wake*	W	5	13	8	6	9:49	26:12	3:59	19	0	36	36	5	5	13	8	15	13
2/16	@UofL*	W	12	3	0	3	36:29	2:12	1:19	6	10	38	46	10	9	10	4	8	15
2/19	UVA*	L	10	9	6	5	19:32	16:36	3:52	10	3	42	24	6	7	15	1	6	21
2/22	@Pitt*	W	30	0	0	0	39:31	0:00	0:29	30	13	44	30	3	13	10	9	19	5
2/26	VT*	L	8	9	7	5	24:24	10:28	5:08	26	15	36	36	5	11	10	0	31	30
3/2	@BC*	W	19	2	1	1	37:10	1:40	1:10	21	12	36	36	8	12	12	6	2	13
3/5	@'Cuse*	W	5	18	1	2	1:31	36:58	1:31	15	10	42	16	10	15	9	8	2	1
3/10	v. BC	W	5	7	8	7	21:05	16:57	6:58	18	9	44	40	8	11	18	8	4	15
3/11	v. Duke	L	11	7	7	4	15:34	18:36	5:50	11	6	34	44	8	13	8	11	5	11
3/18	v. USC	W	13	4	5	12	30:22	4:51	4:47	22	4	28	26	3	7	12	4	7	22
3/20	v. Auburn	W	18	0	0	0	39:28	0:00	0:32	17	2	48	28	6	11	30	1	4	28
3/25	v. ISU	W	14	1	2	2	38:38	0:16	1:06	14	8	28	32	10	11	8	6	0	24
3/27	v. Kansas	L	6	26	8	12	14:19	22:14	3:27	9	14	20	42	0	17	10	17	5	21
n/a	<b>TOTALS</b>	<b>26-11</b>	<b>Hi 33</b>	<b>Hi 34</b>	<b>133</b>	<b>185</b>	<b>850:14</b>	<b>530:11</b>	<b>104:35</b>	<b>614</b>	<b>337</b>	<b>1,246</b>	<b>1,204</b>	<b>288</b>	<b>392</b>	<b>455</b>	<b>304</b>	<b>410</b>	<b>657</b>
n/a	<b>ACC</b>	<b>14-6</b>	<b>Hi 33</b>	<b>Hi 26</b>	<b>73</b>	<b>99</b>	<b>414:43</b>	<b>334:12</b>	<b>51:05</b>	<b>367</b>	<b>184</b>	<b>692</b>	<b>672</b>	<b>154</b>	<b>222</b>	<b>240</b>	<b>144</b>	<b>212</b>	<b>317</b>



**2021-22 Miami (FL) Men's Basketball  
Team Game-by-Game  
All games**

Opponent	Date	Score	W	Total		3-Pointers		Free throws		Rebounds				PF	A	TO	BLK	STL	PTS	AVG
				FG-FGA	PCT	3FG-3FGA	PCT	FT-FTA	PCT	OFF	DEF	TOT	AVG							
Canisius	11/09/2021	77-67	W	29-60	.483	5-17	.294	14-22	.636	11	31	42	42.0	17	20	13	6	10	77	77.0
UCF	11/13/2021	89-95	L	26-57	.456	6-26	.231	31-39	.795	9	14	23	32.5	24	11	9	1	11	89	83.0
at Fla. Atlantic	11/16/2021	68-66	W	18-51	.353	2-10	.200	30-38	.789	9	27	36	33.7	21	4	10	2	2	68	78.0
Florida A&M	11/21/2021	86-59	W	31-62	.500	10-27	.370	14-21	.667	16	33	49	37.5	16	17	13	6	6	86	80.0
vs Dayton	11/25/2021	60-76	L	23-60	.383	4-20	.200	10-12	.833	6	18	24	34.8	14	8	9	0	9	60	76.0
vs North Texas	11/26/2021	69-63	W	26-48	.542	4-12	.333	13-16	.813	2	22	24	33.0	12	8	9	5	6	69	74.8
vs Alabama	11/28/2021	64-96	L	23-50	.460	4-17	.235	14-20	.700	4	19	23	31.6	16	6	13	2	8	64	73.3
at Penn St.	12/01/2021	63-58	W	25-58	.431	9-25	.360	4-5	.800	5	22	27	31.0	15	13	8	1	6	63	72.0
Clemson	12/04/2021	80-75	W	27-55	.491	11-25	.440	15-17	.882	4	17	21	29.9	14	18	8	6	7	80	72.9
Lipscomb	12/08/2021	76-59	W	33-64	.516	6-20	.300	4-5	.800	4	31	35	30.4	12	18	10	8	11	76	73.2
vs Fordham	12/12/2021	72-66	W	26-59	.441	5-16	.313	15-19	.789	10	31	41	31.4	15	8	11	0	4	72	73.1
Stetson	12/20/2021	82-72	W	28-62	.452	14-29	.483	12-20	.600	14	22	36	31.8	9	20	6	2	8	82	73.8
NC State	12/29/2021	91-83	W	31-56	.554	10-19	.526	19-26	.731	6	26	32	31.8	15	15	9	4	7	91	75.2
Wake Forest	01/01/2022	92-84	W	32-52	.615	9-18	.500	19-27	.704	3	21	24	31.2	16	19	9	2	9	92	76.4
Syracuse	01/05/2022	88-87	W	29-65	.446	11-30	.367	19-24	.792	13	21	34	31.4	13	16	10	2	14	88	77.1
at Duke	01/08/2022	76-74	W	32-70	.457	4-16	.250	8-11	.727	10	20	30	31.3	16	8	5	4	15	76	77.1
at Florida St.	01/11/2022	64-65	L	24-52	.462	9-21	.429	7-10	.700	6	19	25	30.9	17	15	11	5	10	64	76.3
North Carolina	01/18/2022	85-57	W	29-63	.460	13-28	.464	14-22	.636	8	31	39	31.4	13	16	4	1	10	85	76.8
Florida St.	01/22/2022	60-61	L	20-54	.370	7-25	.280	13-17	.765	8	19	27	31.2	15	9	10	4	7	60	75.9
at Virginia Tech	01/26/2022	78-75	W	29-53	.547	11-18	.611	9-10	.900	5	17	22	30.7	13	14	10	4	10	78	76.0
at Georgia Tech	01/29/2022	73-62	W	22-53	.415	8-25	.320	21-25	.840	7	31	38	31.0	17	13	16	0	8	73	75.9
Notre Dame	02/02/2022	64-68	L	26-60	.433	8-25	.320	4-6	.667	7	26	33	31.1	12	17	6	4	5	64	75.3
at Virginia	02/05/2022	58-71	L	27-50	.540	4-17	.235	0-0	.000	4	15	19	30.6	8	14	13	4	13	58	74.6
Georgia Tech	02/09/2022	79-70	W	27-56	.482	5-22	.227	20-26	.769	9	22	31	30.6	15	19	12	2	10	79	74.8
at Wake Forest	02/12/2022	76-72	W	30-58	.517	7-18	.389	9-14	.643	4	23	27	30.5	17	12	7	2	11	76	74.8
at Louisville	02/16/2022	70-63	W	28-61	.459	7-25	.280	7-9	.778	8	30	38	30.8	10	16	10	3	6	70	74.6
Virginia	02/19/2022	71-74	L	28-67	.418	6-17	.353	9-9	1.000	11	22	33	30.9	21	13	6	2	7	71	74.5
at Pittsburgh	02/22/2022	85-64	W	32-58	.552	9-20	.450	12-16	.750	6	24	30	30.8	17	15	12	2	12	85	74.9
Virginia Tech	02/26/2022	70-71	L	28-56	.500	6-16	.375	8-13	.615	8	13	21	30.5	12	16	9	1	16	70	74.7
at Boston College	03/02/2022	81-70	W	31-55	.564	10-21	.476	9-12	.750	7	21	28	30.4	12	15	10	1	9	81	74.9
at Syracuse	03/05/2022	75-72	W	29-56	.518	3-18	.167	14-18	.778	6	28	34	30.5	15	19	10	6	7	75	74.9
vs Boston College	03/10/2022	71-69	Wot	30-56	.536	6-19	.316	5-8	.625	7	21	28	30.4	13	14	13	3	8	71	74.8
vs Duke	03/11/2022	76-80	L	31-66	.470	8-21	.381	6-12	.500	11	20	31	30.5	21	17	6	2	6	76	74.8
vs Southern California	03/18/2022	68-66	W	24-56	.429	1-14	.071	19-25	.760	3	23	26	30.3	14	14	3	4	12	68	74.6
vs Auburn	03/20/2022	79-61	W	32-66	.485	3-15	.200	12-15	.800	6	33	39	30.6	11	19	4	6	10	79	74.7
vs Iowa St.	03/25/2022	70-56	W	26-56	.464	9-26	.346	9-14	.643	7	27	34	30.7	12	21	14	7	11	70	74.6
vs Kansas	03/27/2022	50-76	L	19-55	.345	3-21	.143	9-13	.692	5	23	28	30.6	20	7	14	4	7	50	73.9
<b>Total</b>		<b>2736</b>		<b>1011-2136</b>	<b>.473</b>	<b>257-759</b>	<b>.339</b>	<b>457-616</b>	<b>.742</b>	<b>269</b>	<b>863</b>	<b>1132</b>	<b>30.6</b>	<b>550</b>	<b>524</b>	<b>352</b>	<b>118</b>	<b>328</b>	<b>2736</b>	<b>73.9</b>
Opponents		2603		979-2135	.459	285-826	.345	360-530	.679	375	932	1307	35.3	570	563	515	126	190	2603	70.4

**Miami (FL) Averages**

Games Played	Points/game	FG Pct	3FG Pct	FT Pct	Rebounds/game	Assists/game	Turnovers/game	Assist/Turnover ratio	Steals/game	Blocks/game
37	73.9	47.3	33.9	74.2	30.6	14.2	9.5	1.5	8.9	3.2



**2021-22 Miami (FL) Men's Basketball  
Team High/Low Analysis  
All games**

**Miami (FL) - Game Highs**

<b>POINTS</b>	92		Wake Forest (01/01/2022)
	91		NC State (12/29/2021)
	89		UCF (11/13/2021)
	88		Syracuse (01/05/2022)
	86		Florida A&M (11/21/2021)
<b>FIELD GOALS MADE</b>	33		Lipscomb (12/08/2021)
	32		vs Auburn (N) (03/20/2022)
	32		at Pittsburgh (02/22/2022)
	32		at Duke (01/08/2022)
	32		Wake Forest (01/01/2022)
<b>FIELD GOAL ATTEMPTS</b>	70		at Duke (01/08/2022)
	67		Virginia (02/19/2022)
<b>FIELD GOAL PERCENTAGE</b>	.615	(32-52)	Wake Forest (01/01/2022)
	.564	(31-55)	at Boston College (03/02/2022)
<b>3 PT FG MADE</b>	14		Stetson (12/20/2021)
	13		North Carolina (01/18/2022)
<b>3 PT FG ATTEMPTS</b>	30		Syracuse (01/05/2022)
	29		Stetson (12/20/2021)
<b>3 PT FG PERCENTAGE</b>	.611	(11-18)	at Virginia Tech (01/26/2022)
	.526	(10-19)	NC State (12/29/2021)
<b>FREE THROWS MADE</b>	31		UCF (11/13/2021)
	30		at Fla. Atlantic (11/16/2021)
<b>FREE THROW ATTEMPTS</b>	39		UCF (11/13/2021)
	38		at Fla. Atlantic (11/16/2021)
<b>FREE THROW PERCENTAGE</b>	1.000	(9-9)	Virginia (02/19/2022)
	.900	(9-10)	at Virginia Tech (01/26/2022)
<b>REBOUNDS</b>	49		Florida A&M (11/21/2021)
	42		Canisius (11/09/2021)
<b>ASSISTS</b>	21		vs Iowa St. (N) (03/25/2022)
	20		Stetson (12/20/2021)
	20		Canisius (11/09/2021)
<b>STEALS</b>	16		Virginia Tech (02/26/2022)
	15		at Duke (01/08/2022)
<b>BLOCKED SHOTS</b>	8		Lipscomb (12/08/2021)
	7		vs Iowa St. (N) (03/25/2022)
<b>TURNOVERS</b>	16		at Georgia Tech (01/29/2022)
	14		vs Kansas (N) (03/27/2022)
	14		vs Iowa St. (N) (03/25/2022)
<b>FOULS</b>	24		UCF (11/13/2021)
	21		vs Duke (N) (03/11/2022)
	21		Virginia (02/19/2022)
	21		at Fla. Atlantic (11/16/2021)



**2021-22 Miami (FL) Men's Basketball  
Player Highs Analysis  
All games**

**Miami (FL) - Individual Game Highs**

<b>POINTS</b>	29		Kameron McGusty vs Lipscomb (12/08/2021)
	28		Kameron McGusty vs UCF (11/13/2021)
	27		Kameron McGusty vs Iowa St. (N) (03/25/2022)
	27		Isaiah Wong at Boston College (03/02/2022)
	27		Kameron McGusty vs Stetson (12/20/2021)
<b>FIELD GOALS MADE</b>	12		Kameron McGusty vs Lipscomb (12/08/2021)
	11		Kameron McGusty vs Duke (N) (03/11/2022)
	11		Isaiah Wong vs Wake Forest (01/01/2022)
<b>FIELD GOAL ATTEMPTS</b>	19		Kameron McGusty vs Duke (N) (03/11/2022)
	19		Kameron McGusty vs Lipscomb (12/08/2021)
<b>FIELD GOAL PERCENTAGE (min 5 made)</b>	1.000	(6-6)	Jordan Miller vs Iowa St. (N) (03/25/2022)
	.857	(6-7)	Charlie Moore vs Wake Forest (01/01/2022)
<b>3 PT FG MADE</b>	6		Charlie Moore vs Syracuse (01/05/2022)
	6		Kameron McGusty vs Stetson (12/20/2021)
<b>3 PT FG ATTEMPTS</b>	10		Charlie Moore vs Syracuse (01/05/2022)
	9		Isaiah Wong at Boston College (03/02/2022)
	9		Isaiah Wong vs Stetson (12/20/2021)
<b>3 PT FG PERCENTAGE (min 2 made)</b>	1.000	(3-3)	Charlie Moore vs Wake Forest (01/01/2022)
	1.000	(2-2)	Bensley Joseph at Pittsburgh (02/22/2022)
	1.000	(2-2)	Anthony Walker vs Notre Dame (02/02/2022)
	1.000	(2-2)	Sam Waardenburg at Virginia Tech (01/26/2022)
<b>FREE THROWS MADE</b>	14		Kameron McGusty vs UCF (11/13/2021)
	12		Kameron McGusty at Fla. Atlantic (11/16/2021)
<b>FREE THROW ATTEMPTS</b>	17		Kameron McGusty vs UCF (11/13/2021)
	14		Kameron McGusty at Fla. Atlantic (11/16/2021)
<b>FREE THROW PERCENTAGE (min 3 made)</b>	1.000	(8-8)	Kameron McGusty at Georgia Tech (01/29/2022)
	1.000	(6-6)	Sam Waardenburg vs Georgia Tech (02/09/2022)
	1.000	(6-6)	Isaiah Wong vs Clemson (12/04/2021)
	1.000	(6-6)	Isaiah Wong vs Alabama (N) (11/28/2021)
	1.000	(5-5)	Isaiah Wong vs Auburn (N) (03/20/2022)
	1.000	(5-5)	Jordan Miller at Syracuse (03/05/2022)
	1.000	(5-5)	Kameron McGusty vs Virginia (02/19/2022)
	1.000	(5-5)	Isaiah Wong vs UCF (11/13/2021)
	1.000	(4-4)	Kameron McGusty vs Kansas (N) (03/27/2022)
	1.000	(4-4)	Isaiah Wong at Boston College (03/02/2022)
	1.000	(4-4)	Isaiah Wong at Wake Forest (02/12/2022)
	1.000	(4-4)	Jordan Miller at Duke (01/08/2022)
	1.000	(4-4)	Anthony Walker vs Syracuse (01/05/2022)
	1.000	(4-4)	Isaiah Wong at Penn St. (12/01/2021)
	1.000	(4-4)	Kameron McGusty vs Dayton (N) (11/25/2021)
	1.000	(4-4)	Wooga Poplar vs Dayton (N) (11/25/2021)
	1.000	(4-4)	Wooga Poplar vs Florida A&M (11/21/2021)
	1.000	(4-4)	Bensley Joseph at Fla. Atlantic (11/16/2021)
	1.000	(4-4)	Sam Waardenburg vs UCF (11/13/2021)
1.000	(3-3)	Sam Waardenburg at Boston College (03/02/2022)	
<b>REBOUNDS</b>	13		Jordan Miller vs Duke (N) (03/11/2022)
	13		Jordan Miller at Syracuse (03/05/2022)
<b>ASSISTS</b>	9		Charlie Moore vs Iowa St. (N) (03/25/2022)
	9		Charlie Moore vs Virginia Tech (02/26/2022)
<b>STEALS</b>	7		Jordan Miller at Virginia (02/05/2022)
	7		Charlie Moore at Duke (01/08/2022)



**2021-22 Miami (FL) Men's Basketball  
Player Highs Analysis  
All games**

**Miami (FL) - Individual Game Highs**

<b>BLOCKED SHOTS</b>	4	Sam Waardenburg vs Southern California (N) (03/18/2022)
	3	Sam Waardenburg vs Iowa St. (N) (03/25/2022)
	3	Sam Waardenburg vs Boston College (N) (03/10/2022)
	3	Sam Waardenburg at Louisville (02/16/2022)
	3	Sam Waardenburg vs Florida St. (01/22/2022)
	3	Sam Waardenburg at Florida St. (01/11/2022)
	3	Sam Waardenburg at Duke (01/08/2022)
	3	Jordan Miller vs Lipscomb (12/08/2021)
	3	Kameron McGusty vs Lipscomb (12/08/2021)
	3	Anthony Walker vs Canisius (11/09/2021)
3	Sam Waardenburg vs Canisius (11/09/2021)	
<b>TURNOVERS</b>	5	Charlie Moore vs Canisius (11/09/2021)
	4	Kameron McGusty vs Iowa St. (N) (03/25/2022)
	4	Isaiah Wong vs Boston College (N) (03/10/2022)
	4	Jordan Miller at Syracuse (03/05/2022)
	4	Charlie Moore vs Virginia Tech (02/26/2022)
	4	Charlie Moore at Virginia (02/05/2022)
	4	Kameron McGusty at Virginia (02/05/2022)
	4	Isaiah Wong at Georgia Tech (01/29/2022)
	4	Charlie Moore at Georgia Tech (01/29/2022)
	4	Charlie Moore vs Florida St. (01/22/2022)
4	Kameron McGusty vs Wake Forest (01/01/2022)	
4	Kameron McGusty vs Alabama (N) (11/28/2021)	
<b>FOULS</b>	5	Sam Waardenburg vs Kansas (N) (03/27/2022)
	5	Jordan Miller vs Kansas (N) (03/27/2022)
	5	Isaiah Wong vs Southern California (N) (03/18/2022)
	5	Isaiah Wong vs Duke (N) (03/11/2022)
	5	Charlie Moore at Georgia Tech (01/29/2022)
	5	Charlie Moore at Florida St. (01/11/2022)
	5	Anthony Walker vs Wake Forest (01/01/2022)
	5	Charlie Moore vs Stetson (12/20/2021)
	5	Anthony Walker vs UCF (11/13/2021)
5	Jordan Miller vs UCF (11/13/2021)	

**Individual Double-Doubles (as of Mar 27, 2022)  
All games**

Kameron McGusty	20 pts, 10 reb; CANISIUS, 11/09/21
Kameron McGusty	18 pts, 12 reb; vs North Texas, 11/26/21
Kameron McGusty	21 pts, 10 reb; vs Alabama, 11/28/21
Kameron McGusty	20 pts, 11 reb; NC STATE, 12/29/21
Kameron McGusty	20 pts, 10 reb; NORTH CAROLINA, 01/18/22
Jordan Miller	25 pts, 13 reb; at Syracuse, 03/05/22
Jordan Miller	17 pts, 13 reb; vs Duke, 03/11/22



**2021-22 Miami (FL) Men's Basketball  
Season Schedule/Results & Leaders  
All games**

**Game Records**

Record	Overall	Home	Away	Neutral
ALL GAMES	26-11	10-5	10-2	6-4
CONFERENCE	14-6	6-4	8-2	0-0
NON-CONFERENCE	12-5	4-1	2-0	6-4

**Team Results**

Date	Opponent		Score	Att.	High Points	High Rebounds
11/09/2021	Canisius	W	77-67	3234	(20) MCGUSTY, Kameron	(10) MCGUSTY, Kameron
11/13/2021	UCF	L	89-95	2950	(28) MCGUSTY, Kameron	(5) WONG, Isaiah
11/16/2021	at Fla. Atlantic	W	68-66	2772	(18) WONG, Isaiah	(8) MCGUSTY, Kameron
11/21/2021	Florida A&M	W	86-59	3175	(20) MOORE, Charlie	(8) WAARDENBURG, Sam
11/25/2021	vs Dayton	L	60-76	3514	(10) WONG, Isaiah	(5) MILLER, Jordan
11/26/2021	vs North Texas	W	69-63	3859	(21) WONG, Isaiah	(12) MCGUSTY, Kameron
11/28/2021	vs Alabama	L	64-96	3127	(21) MCGUSTY, Kameron	(10) MCGUSTY, Kameron
12/01/2021	at Penn St.	W	63-58	8221	(14) WAARDENBURG, Sam	(5) MILLER, Jordan (5) WONG, Isaiah
12/04/2021	Clemson	W	80-75	3388	(18) WAARDENBURG, Sam	(4) MCGUSTY, Kameron
12/08/2021	Lipscomb	W	76-59	2753	(29) MCGUSTY, Kameron	(7) MILLER, Jordan
12/12/2021	vs Fordham	W	72-66	6978	(18) MOORE, Charlie	(9) MILLER, Jordan
12/20/2021	Stetson	W	82-72	2232	(27) MCGUSTY, Kameron	(11) MILLER, Jordan
12/29/2021	NC State	W	91-83	3014	(25) MILLER, Jordan	(11) MCGUSTY, Kameron
01/01/2022	Wake Forest	W	92-84	3376	(25) WONG, Isaiah	(8) MCGUSTY, Kameron
01/05/2022	Syracuse	W	88-87	4506	(25) MOORE, Charlie	(8) MILLER, Jordan
01/08/2022	at Duke	W	76-74	9314	(18) MOORE, Charlie	(6) POPLAR, Wooga
01/11/2022	at Florida St.	L	64-65	10339	(20) MOORE, Charlie	(9) MCGUSTY, Kameron
01/18/2022	North Carolina	W	85-57	5979	(25) WONG, Isaiah	(10) MCGUSTY, Kameron
01/22/2022	Florida St.	L	60-61	7972	(22) WONG, Isaiah	(6) MILLER, Jordan
01/26/2022	at Virginia Tech	W	78-75	7086	(19) MCGUSTY, Kameron	(7) MILLER, Jordan (7) MCGUSTY, Kameron
01/29/2022	at Georgia Tech	W	73-62	5135	(20) MCGUSTY, Kameron	(8) MILLER, Jordan
02/02/2022	Notre Dame	L	64-68	6363	(18) WONG, Isaiah	(8) WALKER, Anthony
02/05/2022	at Virginia	L	58-71	14089	(21) MCGUSTY, Kameron	(5) WAARDENBURG, Sam (5) WONG, Isaiah
02/09/2022	Georgia Tech	W	79-70	3866	(19) WAARDENBURG, Sam	(8) WAARDENBURG, Sam (8) WALKER, Anthony
02/12/2022	at Wake Forest	W	76-72	7698	(22) MCGUSTY, Kameron	(7) WONG, Isaiah
02/16/2022	at Louisville	W	70-63	12065	(15) MOORE, Charlie (15) WONG, Isaiah	(9) WAARDENBURG, Sam
02/19/2022	Virginia	L	71-74	5596	(20) MCGUSTY, Kameron	(7) WAARDENBURG, Sam (7) WONG, Isaiah
02/22/2022	at Pittsburgh	W	85-64	7360	(19) MOORE, Charlie (19) MCGUSTY, Kameron	(6) WALKER, Anthony
02/26/2022	Virginia Tech	L	70-71	5979	(15) MCGUSTY, Kameron	(6) MILLER, Jordan
03/02/2022	at Boston College	W	81-70	4045	(27) WONG, Isaiah	(7) WONG, Isaiah
03/05/2022	at Syracuse	W	75-72	23108	(25) MILLER, Jordan	(13) MILLER, Jordan
03/10/2022	vs Boston College	Wot	71-69	11511	(16) MCGUSTY, Kameron	(9) WAARDENBURG, Sam
03/11/2022	vs Duke	L	76-80	15994	(24) MCGUSTY, Kameron	(13) MILLER, Jordan
03/18/2022	vs Southern California	W	68-66	14255	(22) WONG, Isaiah	(5) MCGUSTY, Kameron
03/20/2022	vs Auburn	W	79-61	14316	(21) WONG, Isaiah	(9) MOORE, Charlie
03/25/2022	vs Iowa St.	W	70-56	20857	(27) MCGUSTY, Kameron	(8) WAARDENBURG, Sam
03/27/2022	vs Kansas	L	50-76	20241	(18) MCGUSTY, Kameron	(5) WALKER, Anthony

**Attendance Summary**

	Games	Attend	Avg/Game
Home	15	64383	4292
Away	12	111232	9269
Neutral	10	114652	11465
<b>Total</b>	<b>37</b>	<b>290267</b>	<b>7845</b>



## 2021-22 Miami (FL) Men's Basketball Combined Team Statistics In Conference games

### Game Records

Record	Overall	Home	Away	Neutral
ALL GAMES	14-6	6-4	8-2	0-0
CONFERENCE	14-6	6-4	8-2	0-0
NON-CONFERENCE	0-0	0-0	0-0	0-0

### Score by Periods

Team	1st	2nd	OT	TOT
Miami (FL)	690	826	0	1516
Opponents	665	753	0	1418

### Team Box Score

No.	Player	Overall			Total		3-Point		F-Throw		Rebounds				Other				PTS		AVG	
		GP-GS	MIN	AVG	FG-FGA	FG%	3FG-3FGA	3FG%	FT-FTA	FT%	OFF	DEF	TOT	AVG	PF	DQ	A	TO	BLK	STL		
23	MCGUSTY, Kameron	20-20	688:32	34.4	118-262	.450	34-96	.354	65-78	.833	11	77	88	4.4	46	0	61	40	4	41	335	16.8
2	WONG, Isaiah	20-19	678:44	33.9	109-246	.443	30-91	.330	58-77	.753	10	77	87	4.4	36	0	41	26	6	19	306	15.3
3	MOORE, Charlie	20-20	654:19	32.7	100-212	.472	35-88	.398	29-40	.725	7	40	47	2.4	56	2	98	42	4	44	264	13.2
11	MILLER, Jordan	19-17	618:06	32.5	95-157	.605	16-44	.364	25-31	.806	41	70	111	5.8	31	0	25	13	10	37	231	12.2
21	WAARDENBURG, Sam	18-17	557:60	31.0	62-115	.539	26-57	.456	28-37	.757	13	64	77	4.3	40	0	37	19	24	18	178	9.9
1	WALKER, Anthony	20-2	286:32	14.3	41-73	.562	3-11	.273	14-23	.609	18	37	55	2.8	34	1	13	17	7	19	99	5.0
4	JOSEPH, Bensley	20-0	291:48	14.6	20-52	.385	11-28	.393	7-9	.778	7	29	36	1.8	24	0	16	14	2	11	58	2.9
55	POPLAR, Wooga	18-0	119:57	6.7	10-23	.435	3-9	.333	4-10	.400	3	19	22	1.2	10	0	4	8	0	3	27	1.5
32	OOSTERBROEK, Thomas	1-0	00:45	0.8	0-0	.000	0-0	.000	1-2	.500	0	0	0	0.0	1	0	0	0	0	0	1	1.0
22	GAK, Deng	15-4	89:25	6.0	5-9	.556	0-0	.000	3-3	1.000	3	7	10	0.7	7	0	4	1	2	1	13	0.9
14	MILLER JR., Rodney	7-1	12:28	1.8	1-1	1.000	0-0	.000	2-2	1.000	1	0	1	0.1	3	0	0	2	0	0	4	0.6
10	GKOGKOS, Filippos	2-0	01:24	0.7	0-0	.000	0-0	.000	0-0	.000	0	1	1	0.5	0	0	0	0	0	0	0	0.0
Team											26	25	51				5					
<b>Total</b>		<b>20</b>	<b>4000</b>		<b>561-1150</b>	<b>.488</b>	<b>158-424</b>	<b>.373</b>	<b>236-312</b>	<b>.756</b>	<b>140</b>	<b>446</b>	<b>586</b>	<b>29.3</b>	<b>288</b>	<b>3</b>	<b>299</b>	<b>187</b>	<b>59</b>	<b>193</b>	<b>1516</b>	<b>75.8</b>
<b>Opponents</b>		<b>20</b>	<b>4000</b>		<b>536-1140</b>	<b>.470</b>	<b>151-437</b>	<b>.346</b>	<b>195-272</b>	<b>.717</b>	<b>206</b>	<b>489</b>	<b>695</b>	<b>34.8</b>	<b>302</b>	<b>5</b>	<b>323</b>	<b>285</b>	<b>67</b>	<b>115</b>	<b>1418</b>	<b>70.9</b>

### Team Statistics

	MIAMI	OPP
<b>Scoring</b>	<b>1516</b>	<b>1418</b>
Points per game	75.8	70.9
Scoring margin	+4.9	-
<b>Field goals-att</b>	<b>561-1150</b>	<b>536-1140</b>
Field goal pct	.488	.470
<b>3 point fg-att</b>	<b>158-424</b>	<b>151-437</b>
3-point FG pct	.373	.346
3-pt FG made per game	7.9	7.6
<b>Free throws-att</b>	<b>236-312</b>	<b>195-272</b>
Free throw pct	.756	.717
F-Throws made per game	11.8	9.8
<b>Rebounds</b>	<b>586</b>	<b>695</b>
Rebounds per game	29.3	34.8
Rebounding margin	-5.5	-
<b>Assists</b>	<b>299</b>	<b>323</b>
Assists per game	15.0	16.2
<b>Turnovers</b>	<b>187</b>	<b>285</b>
Turnovers per game	9.4	14.3
Turnover margin	+4.9	-
Assist/turnover ratio	1.6	1.1
<b>Steals</b>	<b>193</b>	<b>115</b>
Steals per game	9.7	5.8
<b>Blocks</b>	<b>59</b>	<b>67</b>
Blocks per game	3.0	3.4
<b>Winning streak</b>	<b>2</b>	<b>-</b>
Home win streak	0	-
<b>Attendance</b>	<b>50039</b>	<b>100239</b>
Home games-Avg/Game	10-5004	10-10024
Neutral site-Avg/Game	-	0-0

### Team Results

Date	Opponent		Score	Att.
12/04/2021	Clemson	W	80-75	3388
12/29/2021	NC State	W	91-83	3014
01/01/2022	Wake Forest	W	92-84	3376
01/05/2022	Syracuse	W	88-87	4506
01/08/2022	at Duke	W	76-74	9314
01/11/2022	at Florida St.	L	64-65	10339
01/18/2022	North Carolina	W	85-57	5979
01/22/2022	Florida St.	L	60-61	7972
01/26/2022	at Virginia Tech	W	78-75	7086
01/29/2022	at Georgia Tech	W	73-62	5135
02/02/2022	Notre Dame	L	64-68	6363
02/05/2022	at Virginia	L	58-71	14089
02/09/2022	Georgia Tech	W	79-70	3866
02/12/2022	at Wake Forest	W	76-72	7698
02/16/2022	at Louisville	W	70-63	12065
02/19/2022	Virginia	L	71-74	5596
02/22/2022	at Pittsburgh	W	85-64	7360
02/26/2022	Virginia Tech	L	70-71	5979
03/02/2022	at Boston College	W	81-70	4045
03/05/2022	at Syracuse	W	75-72	23108



## 2021-22 Miami (FL) Men's Basketball Combined Team Statistics All games

### Game Records

Record	Overall	Home	Away	Neutral
ALL GAMES	26-11	10-5	10-2	6-4
CONFERENCE	14-6	6-4	8-2	0-0
NON-CONFERENCE	12-5	4-1	2-0	6-4

### Score by Periods

Team	1st	2nd	OT	TOT
Miami (FL)	1260	1470	6	2736
Opponents	1179	1420	4	2603

### Team Box Score

No.	Player	Overall			Total		3-Point		F-Throw		Rebounds				Other				PTS	AVG		
		GP-GS	MIN	AVG	FG-FGA	FG%	3FG-3FGA	3FG%	FT-FTA	FT%	OFF	DEF	TOT	AVG	PF	DQ	A	TO			BLK	STL
23	MCGUSTY, Kameron	37-37	1260:21	34.1	235-494	.476	61-172	.355	127-156	.814	24	157	181	4.9	77	0	89	69	10	67	658	17.8
2	WONG, Isaiah	37-36	1251:36	33.8	207-458	.452	48-159	.302	104-139	.748	23	135	158	4.3	66	2	75	52	11	35	566	15.3
3	MOORE, Charlie	37-37	1202:26	32.5	172-385	.447	59-162	.364	56-76	.737	12	86	98	2.6	100	3	172	77	5	75	459	12.4
11	MILLER, Jordan	36-31	1110:27	30.8	147-262	.561	19-65	.292	48-68	.706	75	139	214	5.9	73	2	40	31	20	63	361	10.0
21	WAARDENBURG, Sam	35-34	1057:04	30.2	105-199	.528	41-98	.418	45-64	.703	34	115	149	4.3	79	1	75	36	47	28	296	8.5
1	WALKER, Anthony	37-2	517:18	14.0	72-156	.462	8-34	.235	30-50	.600	27	64	91	2.5	60	2	22	28	17	29	182	4.9
55	POPLAR, Wooga	34-0	290:50	8.6	28-68	.412	6-28	.214	17-26	.654	9	38	47	1.4	22	0	11	16	0	9	79	2.3
4	JOSEPH, Bensley	36-0	481:44	13.4	26-75	.347	15-38	.395	15-18	.833	10	48	58	1.6	42	0	28	25	3	16	82	2.3
14	MILLER JR., Rodney	18-4	78:29	4.4	10-16	.625	0-0	.000	7-9	.778	2	8	10	0.6	13	0	2	3	1	2	27	1.5
22	GAK, Deng	26-4	127:30	4.9	8-15	.533	0-0	.000	7-8	.875	7	12	19	0.7	12	0	5	1	4	2	23	0.9
5	BEVERLY, Harlond	4-0	37:15	9.3	1-7	.143	0-2	.000	0-0	.000	1	6	7	1.8	5	0	5	2	0	2	2	0.5
32	OOSTERBROEK, Thomas	4-0	03:50	1.0	0-0	.000	0-0	.000	1-2	.500	0	0	0	0.0	1	0	0	0	0	0	1	0.3
10	GKOGKOS, Filippos	6-0	06:09	1.0	0-1	.000	0-1	.000	0-0	.000	0	1	1	0.2	0	0	0	0	0	0	0	0.0
Team											45	54	99				12					
<b>Total</b>		<b>37</b>	<b>7425</b>		<b>1011-2136</b>	<b>.473</b>	<b>257-759</b>	<b>.339</b>	<b>457-616</b>	<b>.742</b>	<b>269</b>	<b>863</b>	<b>1132</b>	<b>30.6</b>	<b>550</b>	<b>10</b>	<b>524</b>	<b>352</b>	<b>118</b>	<b>328</b>	<b>2736</b>	<b>73.9</b>
<b>Opponents</b>		<b>37</b>	<b>7425</b>		<b>979-2135</b>	<b>.459</b>	<b>285-826</b>	<b>.345</b>	<b>360-530</b>	<b>.679</b>	<b>375</b>	<b>932</b>	<b>1307</b>	<b>35.3</b>	<b>570</b>	<b>12</b>	<b>563</b>	<b>515</b>	<b>126</b>	<b>190</b>	<b>2603</b>	<b>70.4</b>

### Team Statistics

	MIAMI	OPP
<b>Scoring</b>	<b>2736</b>	<b>2603</b>
Points per game	73.9	70.4
Scoring margin	+3.6	-
<b>Field goals-att</b>	<b>1011-2136</b>	<b>979-2135</b>
Field goal pct	.473	.459
<b>3 point fg-att</b>	<b>257-759</b>	<b>285-826</b>
3-point FG pct	.339	.345
3-pt FG made per game	6.9	7.7
<b>Free throws-att</b>	<b>457-616</b>	<b>360-530</b>
Free throw pct	.742	.679
F-Throws made per game	12.4	9.7
<b>Rebounds</b>	<b>1132</b>	<b>1307</b>
Rebounds per game	30.6	35.3
Rebounding margin	-4.7	-
<b>Assists</b>	<b>524</b>	<b>563</b>
Assists per game	14.2	15.2
<b>Turnovers</b>	<b>352</b>	<b>515</b>
Turnovers per game	9.5	13.9
Turnover margin	+4.4	-
Assist/turnover ratio	1.5	1.1
<b>Steals</b>	<b>328</b>	<b>190</b>
Steals per game	8.9	5.1
<b>Blocks</b>	<b>118</b>	<b>126</b>
Blocks per game	3.2	3.4
<b>Winning streak</b>	<b>0</b>	<b>-</b>
Home win streak	0	-
<b>Attendance</b>	<b>64383</b>	<b>111232</b>
Home games-Avg/Game	15-4292	12-9269
Neutral site-Avg/Game	-	10-11465

### Team Results

Date	Opponent	Score	Att.
11/09/2021	Canisius	W 77-67	3234
11/13/2021	UCF	L 89-95	2950
11/16/2021	at Fla. Atlantic	W 68-66	2772
11/21/2021	Florida A&M	W 86-59	3175
11/25/2021	vs Dayton	L 60-76	3514
11/26/2021	vs North Texas	W 69-63	3859
11/28/2021	vs Alabama	L 64-96	3127
12/01/2021	at Penn St.	W 63-58	8221
12/04/2021	Clemson	W 80-75	3388
12/08/2021	Lipscomb	W 76-59	2753
12/12/2021	vs Fordham	W 72-66	6978
12/20/2021	Stetson	W 82-72	2232
12/29/2021	NC State	W 91-83	3014
01/01/2022	Wake Forest	W 92-84	3376
01/05/2022	Syracuse	W 88-87	4506
01/08/2022	at Duke	W 76-74	9314
01/11/2022	at Florida St.	L 64-65	10339
01/18/2022	North Carolina	W 85-57	5979
01/22/2022	Florida St.	L 60-61	7972
01/26/2022	at Virginia Tech	W 78-75	7086
01/29/2022	at Georgia Tech	W 73-62	5135
02/02/2022	Notre Dame	L 64-68	6363
02/05/2022	at Virginia	L 58-71	14089
02/09/2022	Georgia Tech	W 79-70	3866
02/12/2022	at Wake Forest	W 76-72	7698
02/16/2022	at Louisville	W 70-63	12065
02/19/2022	Virginia	L 71-74	5596
02/22/2022	at Pittsburgh	W 85-64	7360
02/26/2022	Virginia Tech	L 70-71	5979
03/02/2022	at Boston College	W 81-70	4045
03/05/2022	at Syracuse	W 75-72	23108
03/10/2022	vs Boston College	Wot 71-69	11511
03/11/2022	vs Duke	L 76-80	15994
03/18/2022	vs Southern California	W 68-66	14255
03/20/2022	vs Auburn	W 79-61	14316
03/25/2022	vs Iowa St.	W 70-56	20857
03/27/2022	vs Kansas	L 50-76	20241