



2022-23 PITT WOMEN'S BASKETBALL GAME NOTES

Women's Basketball Contact: Louie Spina | (716) 429-5464 | lspina@athletics.pitt.edu

GAME NOTES



THE MATCHUP

PITT PANTHERS

7-6 | 0-2 ACC

Head Coach: Lance White
Record at Pitt: 39-85 (.317) / 5th year
Career Record: 39-85 (.317) / 5th year
Against Miami: 0-4

VS

MIAMI HURRICANES

7-6 | 0-2 ACC

Head Coach: Katie Meier
Record at Miami: 331-217 (.604) / 18th year
Career Record: 407-262 (.608) / 22th year
Against Pitt: 9-1

GAME 14 | PITT vs. MIAMI - Jan. 1, 2023 | 2:00 PM ET | Pittsburgh, PA | Petersen Events Center

BREAKING DOWN THE MATCHUP



PITT	CATEGORY	MIAMI
67.0	Scoring Offense	77.2
64.3	Scoring Defense	63.5
41.9%	FG %	43.4%
37.3%	FG % Defense	42.1%
32.4%	3PT FG %	31.1%
31.8%	3PT FG % Defense	31.6%
38.8	Rebounds/Game	41.0
16.0	Turnovers/Game	16.3
8.5	Steals/Game	11.2



MIAMIHURRICANES.COM

FRONT PAGE NEWS

THE SERIES

- This meeting marks the 35th of all-time between the two teams with Miami owning the 25-9 lead in the series.
- The Hurricanes have won eight straight in the series including a 60-50 win last season.
- Pitt's last win in the series came on Feb. 1, 2015 at the Pete, 81-66.
- Miami is 7-6 all-time in games played in Pittsburgh.

A WIN WOULD...

- Be the Panthers' 10th all-time against Miami.
- Mark Pitt's sixth home win of the season.
- Give Pitt 161 wins inside the Petersen Events Center.
- Be the 656th in program history

STORYLINES

- Junior **Liatu King** has been the Panthers' best player all season long as she leads the squad averaging 11.5 points and 8.8 rebounds while shooting 45.8% from the floor. King ranks 6th in the ACC in rebounding while posting five games with 10+ boards this season.
- Senior captain **Amber Brown** led the Panthers in scoring last time out as she netted her second straight game in double figures. She finished with 12 points and six rebounds in the loss. Brown also became the first Panther since Chelsea Cole (2007-11) to record at least 800 points and 600 rebounds.

THE OPENING TIP

- The Panthers return home on New Year's Day as they welcome the Miami Hurricanes to the Pete for a 2pm game. Sunday's game will air on ACC Network Extra.
- The Pitt offense is averaging 70.6 points per game over their last five home games. Pitt scored 85 points in their last home game and they have posted two games from the floor in their last three home contests.
- The undersized forward duo of **Liatu King** and **Amber Brown** have combined to average 20.0 points and 14.3 rebounds while shooting 48.1% from the floor on the year.

PROBABLE STARTERS



#1

Dayshannette Harris
5-7 • SR • G

PPG	9.3
RPG	3.3
APG	1.9
SPG	1.4



#21

Maliyah Johnson
6-0 • SO • G

PPG	8.5
RPG	3.4
SPG	1.2
FG%	41.0%



#23

Avery Strickland
6-0 • FR • G/F

PPG	5.2
RPG	1.2
SPG	1.2
FG%	39.7%



#5

Amber Brown
6-0 • SR • F

PPG	8.5
RPG	5.5
APG	1.2
FG%	52.0%



#2

Liatu King
6-0 • JR • F

PPG	11.5
RPG	8.8
BPG	1.5
FG%	45.8%

2022-23 SCHEDULE

OVERALL: 7-6 | ACC: 0-2
Home: 5-3 | Away: 1-1 | Neutral: 1-2

Date	Opponent	Time/Result
Nov 7	at Coppin State	W, 56-41
NOV 12	GEORGE MASON	W, 63-45
NOV 16	BRYANT	W, 93-54
NOV 19	DUQUESNE	W, 61-45
Nov 25	vs. Towson &	W, 72-62
Nov 26	vs. DePaul &	L, 74-59
Nov 27	vs. #14 Maryland &	L, 87-63
NOV 30	ILLINOIS ^	L, 92-71
DEC 7	BALL STATE	W, 78-42
DEC 11	LOUISVILLE*	L, 68-66 (OT)
DEC 18	LOUISVILLE*	L, 77-53
DEC 21	NORTH ALABAMA	W, 85-83
Dec 29	at Wake Forest*	L, 66-51
JAN 1	MIAMI*	2:00 PM
Jan 5	at Syracuse*	6:00 pm
Jan 8	at Louisville*	2:00 pm
JAN 15	CLEMSON*	2:00 PM
JAN 19	VIRGINIA TECH*	6:00 PM
Jan 22	at Florida State*	2:00 pm
JAN 26	NORTH CAROLINA*	6:00 PM
Jan 29	at Boston College*	2:00 pm
Feb 2	at Duke*	6:00 pm
FEB 5	VIRGINIA*	2:00 PM
Feb 9	at Notre Dame*	6:00 pm
Feb 12	at Georgia Tech*	2:00 pm
FEB 16	BOSTON COLLEGE*	6:00 PM
FEB 19	NOTRE DAME*	2:00 PM
FEB 23	SYRACUSE*	6:00 PM
Feb 26	at NC State*	2:00 pm

All Times Eastern

ALL CAPS Games Played at Petersen Events Center in Pittsburgh, PA

* - ACC Game

& - Fort Myers Tip-Off (Fort Myers, FL)

^ - ACC/B1G Challenge

BROADCAST INFO



Pitt Sports Network

Channel: WJAS 1320 AM

Talent: Josh Rowntree, Play-by-Play

Stream: bit.ly/ListenPittWBB



Channel: ACC Network Extra

Stream: bit.ly/3GqHRa7

Talent: Jason Earle (Play-by-Play)
Brianna O'Rourke (Color)

QUICK FACTS

THE BASICS

Location	Pittsburgh, Pa.
Founded	1787
Conference	Atlantic Coast (ACC)
Enrollment	34,580
Colors	Blue (PMS 289) & Gold (PMS 4515)
Nickname	Panthers
Mascot	Roc
Chancellor	Patrick Gallagher
Director of Athletics	Heather Lyke
Sport Administrator	Jen Tuscano
Home Arena (Cap.)	Petersen Events Center (12,508)

COURT FACTS

PETERSEN EVENTS CENTER

Year Built	2002
Capacity	12,508
Record at The Pete	160-146 (.523), 19th season
Largest Crowd This Season	3,154 vs. Bryant

TEAM HISTORY

First Season of Basketball	1974-75
All-Time Overall Record	655-738 (49th season)
All-Time ACC Record	30 - 119 (9 seasons)
All-Time NCAA Tournament Record	6-4
All-Time ACC Tournament Record	2-8
NCAA Appearances/Last	4 / 2015
WNIT Appearances/Last	5 / 2010

COACHING STAFF

Head Coach	Lance White (Texas Tech '96)
Career Record/Year	39-85 (5th Season)
Record at Pitt/Year	39-85 (5th Season)
Assoc. Head Coach	Terri Mitchell (5th season)
Assistant Coach	Nick DiPillo (1st season)
Assistant Coach	Brianna Kiesel (2nd season)
Strength Coach	Hannah Danielsen (1st Season)
Dir. of Operations	Michael Palmer (1st season)
Director of Video	Jessica Wallace (1st season)
Asst. Dir. of Creative Content	Hannah Lewandoski (1st season)
Asst. Dir. of Recruiting Ops	Abby Anderson (1st season)
Athletic Trainer	Brittany Buchheit (4th season)
Academic Coordinator	Tilly Sheets (5th season)

STRATEGIC COMMUNICATIONS

Director of Media Relations	Louie Spina
Email	lspina@athletics.pitt.edu
Office Phone	(412) 648-7774
Cell Phone	(716) 429-5464
Media Relations Fax	(412) 648-8248
Press Row Phone	(412) 648-2318
Mailing Address	P.O. Box 7436, Pittsburgh, PA 15213-0436
Overnight Address	3719 Terrace St., Pittsburgh, PA 15261

MEDIA RELATIONS

Outlets interested in obtaining credentials to cover Pitt women's basketball home games should email Louie Spina at the following email address: lspina@athletics.pitt.edu.



PITT ROSTER

NO.	NAME	HT.	POS.	YR.	HOMETOWN / HIGH SCHOOL (LAST SCHOOL)
0	Sandrine Clesca	5-9	G	Jr.	Laval, Quebec, Canada / Winston-Salem Christian School
1	Dayshyanette Harris	5-7	G	Sr.	Youngstown, OH / Ursuline
2	Liatu King	6-0	F	Jr.	Washington, DC / Bishop McNamara
3	Taisha Exanor	6-0	G	Jr.	Chateaugay, Quebec, Canada / Dawson College
4	Emy Hayford	5-8	G	Sr.	Maastricht, Netherlands / Calandlyceum
5	Amber Brown	6-0	F	Sr.	Monroe, LA / Little Rock Christian Academy
10	Channise Lewis	5-8	G	Gr.	Miami, FL / Miami Country Day (Maryland)
11	Marley Washenitz	5-7	G	Fr.	Fairmont, WV / Fairmont
12	Aislin Malcolm	5-10	G	Fr.	Carnegie, PA / Chartiers Valley
13	Destiny Strother	5-9	G	Sr.	Flint, MI / Carman-Ainsworth (Marquette)
14	Cynthia Ezeja	6-2	F	R-Jr.	Athens, Greece / 20th High School of Athens
21	Maliyah Johnson	6-0	F	So.	Columbus, OH / Africentric Early College
22	Gabby Hutcherson	6-2	F	Jr.	Westerville, OH / Westerville South (Ohio State)
23	Avery Strickland	5-10	G	Fr.	Knoxville, TN / Farragut

PITT STAFF

Head Coach: Lance White (5th Season)
Associate Head Coach: Terri Mitchell (5th Season)
Assistant Coach: Nick DiPillo (1st Season)
Assistant Coach: Brianna Kiesel (2nd Season)
Athletic Trainer: Brittany Buchheit (4th Season)
Strength Coach: Hannah Danielsen (1st Season)
Director of Basketball Ops: Michael Palmer (1st Season)
Dir. of Video & Player Development: Jessica Wallace (1st Season)
Asst. Dir. of Recruiting Ops: Abby Anderson (1st Season)
Asst. Dir. of Creative Cont: Hannah Lewandoski (1st Season)

PRONUNCIATION GUIDE

Taisha Exanor	Tie - E - Shuh Ex - uh - nor
Cynthia Ezeja	Eh - zay - zuh
Emy Hayford	Amy
Liatu King	Lee - uh - two
Maliyah Johnson	Mah - lee - uh
Channise Lewis	Cha - niece
Aislin Malcolm	Ace - lin
Destiny Strother	STRUH - ther

SOCIAL



@Pitt_WBB




@pitt_wbb




Pitt Women's Basketball


COACHING STAFF




Lance White
Head Coach



Terri Mitchell
Associate HC



Nick DiPillo
Assistant Coach



Brianna Kiesel
Assistant Coach

BY THE NUMBERS

80+

The Panthers offense scored 85 points in the win over North Alabama. It marked their second game this season with 80+ points scored. Pitt is now 9-0 when scoring 80+ points under Coach White.

1

Liatu King had a huge double-double last time out as she is the only player in the NCAA this season to post at least 26 points, 16 rebounds and three blocks while shooting 50% or better from the floor.

30+

The Pitt bench netted 31 points Wednesday against North Alabama and they now have six games with 30+ bench points on the season. Last season, Pitt had four games with 30 or more bench points.

TEAM NOTES

LAST TIME OUT - AT WAKE FOREST

- » The Panthers came out slow Thursday night at Wake Forest and they weren't able to dig themselves out of the early hole as they fell 66-51.
- » Senior captain Amber Brown led the Panthers with 12 points, six rebounds and two steals while Gabby Hutcherson came off the bench and netted 11 points, three rebounds and two assists in the loss.
- » The Panthers were outscored by 12 in the first half as they couldn't recover from the slow offensive start.
- » As a team, Pitt shot just 34.5% from the floor and 10% from behind the arc while the Demon Deacons shot 38.9% from the floor and 30% from deep in the win.

KING OF THE COURT

- » Junior Liatu King has shown major growth so far this season as she is blossoming into a premier threat down low for the Panthers.
- » King has earned 12 starts for the Panthers this season and is averaging a team-high 11.5 points, 8.8 rebounds and 1.5 blocks while shooting 45.8% from the floor. She currently ranks 6th in the ACC in rebounding (8.8 rpg), 6th in blocks (1.5 bpg) and 10th in field goal percentage (45.8%).
- » Last time out, King posted nine points and five rebounds in the road loss to Wake Forest.
- » In the win over North Alabama, King exploded for the best game of her career as she finished off her seventh career double-double with a career-high 26 points, 16 rebounds, three blocks, two assists and a steal in 30 minutes of work against North Alabama.
- » King now has two double-doubles on the year with at least 25 points and 11 rebounds. She is the only player in the ACC with two such games this season.
- » She is the only player in the nation to

post a statline of at least 26 points, 16 rebounds and three blocks while shooting 50% from the floor.

- » King has grabbed at least 10 rebounds in five games this season while also posting three double-doubles. She now has seven career double-doubles for the Panthers.
- » Over her career, King has grabbed at least five rebounds in 35 of her 59 career games. She has led the Panthers in rebounding 20 times while snagging 10+ boards 12 times in her career.
- » The Washington, DC native has scored in double figures 18 times in her career (five this year) while scoring 20+ points three times (twice this year).
- » King grew up in a quiet household as both of her parents are deaf. Her first language was American Sign Language at 9 months old.
- » Each of the past two seasons, the Panthers have hosted an ASL Deaf Awareness Night to honor King and the deaf community. T-shirts were given away as well as in-game content to raise awareness for the deaf community and King's story.

BROWN RACKING UP THE NUMBERS

- » Senior Amber Brown has turned into one of the most consistent and reliable players on the Pitt roster over her strong four-year career.
- » The do-it-all player has started all 93 career games for the Panthers while averaging 27.8 minutes per game in her career. Making her 93rd straight start against Wake Forest, Brown has earned the most consecutive starts to begin a career for a Pitt player since Yacine Diop (2017-18) started 93 straight games.
- » With her third point and third rebound against Wake Forest, Brown became the first Panther since Chelsea Cole (2007-11) to record at least 800 career points and 600 career rebounds.
- » Last time out, Brown scored in double



SPECIALITY STATS

Opponent	In Paint	Off TO's	2nd Chance	Fast Break	Bench
Coppin St.	22	21	13	3	13
GEORGE MASON	30	14	14	11	18
BRYANT	42	17	12	19	33
DUQUESNE	22	18	14	9	21
Towson	34	11	10	19	29
DePaul	24	8	17	4	37
Maryland	22	5	4	8	33
ILLINOIS	26	18	7	6	25
LOYOLA (MD)	36	28	13	20	46
BALL STATE	44	16	9	6	13
LOUISVILLE	22	15	6	15	31
NORTH ALABAMA	50	17	22	14	31
Wake Forest	28	12	11	10	13
MIAMI	-	-	-	-	-
Syracuse	-	-	-	-	-
Louisville	-	-	-	-	-
CLEMSON	-	-	-	-	-
VIRGINIA TECH	-	-	-	-	-
Florida State	-	-	-	-	-
NORTH CAROLINA	-	-	-	-	-
BC	-	-	-	-	-
Duke	-	-	-	-	-
VIRGINIA	-	-	-	-	-
Notre Dame	-	-	-	-	-
Georgia Tech	-	-	-	-	-
BC	-	-	-	-	-
NOTRE DAME	-	-	-	-	-
SYRACUSE	-	-	-	-	-
NC State	-	-	-	-	-

FAST BREAK

The Panthers have been able to score the basketball at home this season as over their last five games they are averaging 70.6 points per game at the Petersen Events Center while shooting 43.9% from the floor.

THE OPPONENT

SCOUTING THE HURRICANES



2022-23 STAT LEADERS

SCORING	G-GS	Pts.	PPG
Destiny Harden	13-13	163	12.5
Haley Cavinder	13-13	155	11.9

REBOUNDING	G-GS	Rebs.	RPG
Destiny Harden	13-13	71	5.5
Haley Cavinder	13-13	64	4.9

ASSISTS	G-GS	Asts.	APG
Ja'Leah Williams	13-13	37	2.8
Haley Cavinder	13-13	36	2.8

BLOCKS	G-GS	Blks.	BPG
Latasha Lattimore	9-0	7	0.8
Lola Pendande	13-13	9	0.7

STEALS	G-GS	Stls.	SPG
Lashae Dwyer	13-0	29	2.2
Destiny Harden	13-13	26	2.0

MINUTES PLAYED	G-GS	Mins.	MPG
Haley Cavinder	13-13	374	28.8
Ja'Leah Williams	13-13	335	25.8

ABOUT MIAMI

- The Miami Hurricanes enter Sunday's game in Pittsburgh with a 7-6 overall record and an 0-2 ACC mark. The Hurricanes have dropped three straight including last time out against No. 5 Notre Dame, 66-63.
- Destiny Harden is leading the way for Miami as she is averaging 12.5 points, 5.5 rebounds and 2.2 assists while connecting on 47.1% of her field goals and 37.5% from behind the arc.
- Transfer Haley Cavinder has been great for the Hurricanes as she is averaging 11.9 points, 4.9 rebounds and 2.8 assists while connecting on a team-high 28 triples and shooting 42.4% from deep. Ja'Leah Williams is enjoying a nice start, averaging 9.8 points and 3.6 rebounds while shooting 43.9% from the floor.
- As a team, Miami is averaging 77.2 points per game while allowing just 63.5 points per contest.

figures for the second straight game as she led Pitt with 12 points, six rebounds and two steals in the road loss to Wake Forest.

- » Earlier this year against Ball State, Brown had the best game of her Pitt career as she finished with 20 points, 17 rebounds, three blocks and two assists across a career-high 42 minutes of work. The 20 points tied a career-high while the 17 rebounds and three blocks marked new career-highs for the senior. She finished the game going 7-for-10 from the floor and 6-for-8 from the free throw line.
- » Brown is one of two players this season (Alexis Markowski - Nebraska) to post at least 20 points, 17 rebounds and three blocks while shooting at least 70% from the floor. Her 17 rebounds are also tied for the most by an ACC player this season.
- » On the year, Brown is averaging 8.5 points, 5.5 rebounds and 1.2 assists while shooting a team-high 52.0% from the floor. She is currently tied for 5th in the ACC in field goal percentage (52.0%) while shooting over 50% from the floor in six of 13 games.
- » Against Coppin State, Brown became the fastest Panther (81 games) since Lorri Johnson in 1989-90 (59 games) to record at least 700 points, 500 rebounds and 100 assists.
- » For her career, Brown has scored 10+ points 41 times while grabbing 10+ rebounds 16 times. She has also secured at least five rebounds in 65 of her 93 career games.
- » She has racked up nine career double-doubles with five coming during her impressive freshman season.

HARRIS MOVING TOWARDS 1000 POINTS

- » Senior guard Dayshyanette Harris has been a great player over her career for Pitt but she will be looking to take an even bigger step forward this season. With the additions to the squad, Harris will move to the two guard spot and will be looked to as the number one scoring option for Pitt.
- » On the year, Harris is averaging 23.1 minutes, 9.3 points, 3.3 rebounds and 1.9 assists while shooting 40.2% from the floor.
- » Last time out, Harris finished with seven points, five rebounds, three assists and two steals in 30 minutes in the loss to Wake Forest.
- » Earlier this season in the win over Bryant as she netted a season-high 17 points, three rebounds and three steals in 23 minutes of work. She finished her afternoon going 6-for-10 from the floor and 4-for-7 from deep, a new career-high

INSIDE THE SERIES

SERIES BREAKDOWN - MIAMI

Series:	Miami leads, 25-9
at Pitt:	Miami leads, 7-6
at Miami:	Miami leads, 16-1
Neutral Site:	Series tied, 2-2

First Meeting:	Dec. 31, 1982, A, Pitt 75, UM 79 (20T)
Last Meeting:	Feb. 17, 2022, A, Pitt 50, UM 60

Last Pitt Win:	Feb. 1, 2015, H, Pitt 81, UM 66
Last Miami Win:	Feb. 17, 2022, A, Pitt 50, UM 60
Streak:	Miami, W8

LAST FIVE MEETINGS VS. WAKE FOREST

Date	Site	Result	Score
Feb. 17, 2022	A	L	60-50
Jan. 21, 2021	H	L	72-68
Mar. 1, 2020	A	L	73-54
Feb. 10, 2019	H	L	65-51
Feb. 15, 2018	A	L	82-58

ALL-TIME RECORD VS. OPPONENTS

Team	Record	Last Time
Coppin State	3-1	11/7/22 - W, 56-41, A
George Mason	3-0	11/12/22 - W, 63-45, H
Bryant	2-0	11/16/22 - W, 93-54, H
Duquesne	23-17	11/19/22 - W, 61-45, H
Towson	6-0	11/25/22 - W, 72-62, N
DePaul	4-10	11/26/22 - L, 74-59, N
Maryland	1-10	11/27/22 - L, 87-63, N
Illinois	0-1	11/30/22 - L, 92-71
Loyola (MD)	8-0	12/7/22 - W, 78-42, H
Ball State	4-1	12/11/22 - L, 68-66 (OT), H
Louisville	2-24	12/18/22 - L, 77-53, H
North Alabama	1-0	12/21/22 - W, 85-83, H
Wake Forest	5-8	12/29/22 - L, 66-51, A
Miami	9-25	2/17/22 - L, 60-50, A
Syracuse	19-49	2/13/22 - L, 67-65, H
Clemson	9-8	1/27/22 - W, 78-73 (OT), A
Virginia Tech	5-13	1/20/22 - L, 75-65, A
Florida State	0-8	12/20/20 - L, 67-53, A
North Carolina	6-6	2/10/22 - L, 64-54, A
Boston College	19-33	2/15/22 - L, 69-57, A
Duke	0-14	3/2/22 - L, 55-52, N
Virginia	5-6	2/20/22 - L, 74-65, A
Notre Dame	4-32	1/23/22 - L, 77-63, H
Georgia Tech	3-8	1/11/22 - L, 63-52, H
NC State	2-9	12/10/21 - L, 89-54, H

TEAM NOTES...

- for three-pointers made in a game.
- » For her career, she has a team-high 48 double digit scoring games including eight this season.
- » She has nine career games with 20+ points including two against Virginia Tech.
- » Harris is the fastest Pitt player to 800 career points (69 games) since assistant coach Brianna Kiesel netted her 800th career point in her 57th career game.
- » She also became the fastest Pitt player in program history to record at least 800 points, 250 rebounds and 175 assists (69 games).
- » Harris is just 52 points shy of becoming the 20th player in Pitt history to score 1,000 career points.

JOHNSON ENJOYING GREAT START

- » Sophomore guard Maliyah Johnson took a major step forward this offseason and it has earned her a spot in the starting lineup to begin the season.
- » Last time out, Johnson was held in check by Wake Forest as she scored only six points, four rebounds and a steal in a career-high 33 minutes.
- » So far this season, Johnson has started 10 of 13 games and is averaging a career-high 8.4 points and 3.4 rebounds while shooting 41.0% from the floor and 33.3% from behind the arc.
- » Johnson capped her Fort Myers Tip-Off Tournament averaging a team-high 10.0 points and 3.0 rebounds while shooting 41.7%

- from deep. She earned All-Tournament Team honors for her strong play in Fort Myers.
- » Earlier this season in the win over Bryant, Johnson exploded for a career-high 20 points, three rebounds, two assists and a steal in 20 minutes of work. She finished off her efficient game going 7-for-9 from the floor and 4-for-6 from behind the arc in the win.
- » The 20-point effort was a career-high and marked her first career game in double digits. The four three-pointers were also a career-high.
- » She has scored in double figures five times this season after not scoring 10+ in any game last season as a freshman.
- » Johnson has already connected on a career-high and team-high 17 triples so far this season.

EXANOR ON A ROLL OFF THE BENCH

- » Junior wing Taisha Exanor has continued to work her way into the lineup this season for the Panthers.
- » Last time out, Exanor came off the bench and provided two points, five rebounds and a steal in 12 minutes of work. Exanor posted a team-best +11 +/- rating in the loss.
- » The junior has now scored in double figures in two of her last three games off the bench.
- » Over her last two games, Exanor is averaging 16.0 minutes, 9.3 points, 4.7 rebounds, 1.3 steals and 1.0 assists while shooting 63.6% from the floor off the bench.

HIGHS & LOWS ANALYSIS...

Most First Quarter Points

Pitt	22	vs. Bryant
Opponent	19	2x; last at Wake Forest

Fewest First Quarter Points

Pitt	6	at Wake Forest
Opponent	8	vs. George Mason

Most Second Quarter Points

Pitt	25	vs. Bryant
Opponent	32	vs. Illinois

Fewest Second Quarter Points

Pitt	7	vs. Louisville
Opponent	5	at Coppin State

Most First Half Points

Pitt	47	vs. Bryant
Opponent	50	vs. Illinois

Fewest First Half Points

Pitt	19	vs. Louisville
Opponent	15	at Coppin State

Most Third Quarter Points

Pitt	25	vs. Illinois
Opponent	36	vs. #14 Maryland

Fewest Third Quarter Points

Pitt	10	at Wake Forest
Opponent	15	vs. Bryant

Most Fourth Quarter Points

Pitt	30	vs. Towson
Opponent	21	vs. DePaul

Fewest Fourth Quarter Points

Pitt	13	vs. Duquesne
Opponent	6	vs. Duquesne

Most Second Half Points

Pitt	48	vs. Towson
Opponent	54	vs. #14 Maryland

Fewest Second Half Points

Pitt	28	at Coppin State
Opponent	22	vs. Duquesne

PRODUCTION TRACKER

DOUBLE-DOUBLES

PLAYER	19-20	20-21	21-22	22-23	STRK	TOTAL
Amber Brown	5	-	3	1	-	9
Liatu King	-	-	4	3	-	7
Dayshyanette Harris	1	1	-	-	-	2
Channise Lewis	-	-	-	-	-	1

10+ POINTS SCORED

PLAYER	19-20	20-21	21-22	22-23	STRK	TOTAL
Dayshyanette Harris	16	11	13	8	-	48
Amber Brown	17	6	13	5	2	41
Liatu King	-	2	11	5	-	18
Channise Lewis	-	-	-	1	-	12
Destiny Strother	-	3	6	-	-	9
Taisha Exanor	-	-	4	2	-	6
Gabby Hutcherson	-	1	1	3	1	5
Maliyah Johnson	-	-	-	5	-	5
Emy Hayford	1	1	2	-	-	4
Sandrine Clesca	-	1	1	-	-	2
Marley Washenitz	-	-	-	2	-	2
Avery Strickland	-	-	-	1	-	1

20+ POINTS SCORED

PLAYER	19-20	20-21	21-22	22-23	STRK	TOTAL
Dayshyanette Harris	6	2	1	-	-	9
Liatu King	-	-	1	2	-	3
Amber Brown	-	-	1	1	-	2
Maliyah Johnson	-	-	-	1	-	1

10+ REBOUNDS

PLAYER	19-20	20-21	21-22	22-23	STRK	TOTAL
Amber Brown	9	2	4	1	-	16
Liatu King	-	1	6	5	-	12
Cynthia Ezeja	-	3	1	-	-	4
Dayshyanette Harris	-	1	1	-	-	2
Emy Hayford	-	1	-	-	-	1
Taisha Exanor	-	-	1	-	-	1

10+ ASSISTS

PLAYER	19-20	20-21	21-22	22-23	STRK	TOTAL
Channise Lewis	-	-	-	-	-	5

30+ MINUTES

PLAYER	19-20	20-21	21-22	22-23	STRK	TOTAL
Amber Brown	24	3	7	1	-	35
Dayshyanette Harris	13	6	11	3	1	33
Channise Lewis	-	-	-	1	-	24
Liatu King	-	-	4	4	-	8
Emy Hayford	3	1	3	-	-	7
Maliyah Johnson	-	-	-	5	2	5
Sandrine Clesca	-	1	2	-	-	3
Destiny Strother	-	-	1	-	-	1

40+ MINUTES

PLAYER	19-20	20-21	21-22	22-23	STRK	TOTAL
Channise Lewis	-	-	-	-	-	2
Amber Brown	-	-	-	1	-	1

LED IN POINTS

PLAYER	19-20	20-21	21-22	22-23	STRK	TOTAL
Dayshyanette Harris	13	5	10	2	-	30
Amber Brown	4	-	6	3	1	13
Liatu King	-	1	4	2	-	7
Destiny Strother	-	1	4	-	-	5
Emy Hayford	-	-	2	-	-	2
Maliyah Johnson	-	-	-	2	-	2
Gabby Hutcherson	-	-	-	1	-	1
Channise Lewis	-	-	-	1	-	1
Sandrine Clesca	-	1	-	-	-	1
Avery Strickland	-	-	-	1	-	1
Taisha Exanor	-	-	-	1	-	1

LED IN REBOUNDS

PLAYER	19-20	20-21	21-22	22-23	STRK	TOTAL
Amber Brown	15	6	8	2	1	31
Liatu King	-	4	8	8	-	20
Dayshyanette Harris	4	3	-	-	-	7
Cynthia Ezeja	-	4	3	-	-	7
Taisha Exanor	-	-	3	-	-	3
Gabby Hutcherson	-	-	-	2	-	2
Maliyah Johnson	-	-	-	1	-	1

LED IN ASSISTS

PLAYER	19-20	20-21	21-22	22-23	STRK	TOTAL
Dayshyanette Harris	16	11	15	5	1	47
Channise Lewis	-	-	-	2	-	43
Emy Hayford	3	4	7	3	1	17
Amber Brown	3	1	8	2	-	14
Sandrine Clesca	-	-	6	-	-	6
Liatu King	-	-	2	2	-	4
Marley Washenitz	-	-	-	4	-	4
Cynthia Ezeja	-	1	1	-	-	1
Gabby Hutcherson	-	-	-	1	-	1
Maliyah Johnson	-	-	-	1	-	1
Avery Strickland	-	-	-	1	-	1

TEAM NOTES...

» On the year, she is averaging a career-high 5.5 points and 2.7 rebounds while shooting 65.9% from the floor.

FRESHMEN MAKING IMPACT EARLY ON

- » The freshmen trio of Avery Strickland, Aislin Malcolm and Marley Washenitz have been a pleasant surprise early on this season for Pitt.
- » Strickland has appeared in all 13 games and is averaging 16.6 minutes, 5.2 points, 1.2 assists and 1.2 rebounds while shooting 39.7% from the floor and connecting on 11 triples.
- » In the win over Loyola (MD) last week, Strickland netted a career-high 17 points, two rebounds and two steals in 22 minutes of work. She finished off her night going 7-for-8 from the floor and 3-for-4 from behind the arc in the win.
- » Strickland became the first ACC freshman since Jackie Young (ND) in 2016 to come off the bench and score at least 15 points, make three triples, shoot 85% from the floor and record two steals.
- » Fellow freshman guard Marley Washenitz has earned four starts

at point guard for Pitt and is flourishing. So far this season, Washenitz is averaging 14.3 minutes, 3.6 points, 2.0 assists and 1.9 rebounds while also notching 12 steals.

- » Over her last nine games, she is averaging 4.6 points, 2.6 assists and 2.4 rebounds. In her four career starts, she has 14 assists for the Panthers.

BENCH CONTINUES TO CONTRIBUTE

- » The Pitt bench has made a big impact through the first 13 games this season.
- » Last time out, the Panthers were limited to just 13 points off the bench with 11 coming from junior Gabby Hutcherson in the road loss to Wake Forest.
- » In the win over North Alabama, Pitt netted 31 bench points for the second straight game. Pitt has scored 30+ bench points in back-to-back games twice this season after not doing that in back-to-back games last season.
- » In the win over Loyola (MD), Pitt netted a season-high 46 points from the bench. The 46 points were the most by the Panthers in a game

GETTING THE START

	G	G	G/F	F	F
N7 at Coppin State	Lewis	Harris	Johnson	Brown	Hutcherson
N12 GEORGE MASON	Lewis	Harris	Johnson	Brown	King
N16 BRYANT	Lewis	Harris	Johnson	Brown	King
N19 DUQUESNE	Hayford	Harris	Johnson	Brown	King
N25 vs Towson	Lewis	Harris	Johnson	Brown	King
N26 vs DePaul	Hayford	Harris	Johnson	Brown	King
N27 vs #14 Maryland	Hayford	Harris	Johnson	Brown	King
N30 ILLINOIS	Lewis	Harris	Johnson	Brown	King
D7 LOYOLA (MD)	Washenitz	Harris	Hayford	Brown	King
D11 BALL STATE	Washenitz	Hayford	Johnson	Brown	King
D18 LOUISVILLE*	Washenitz	Harris	Hayford	Brown	King
D21 N. ALABAMA	Washenitz	Harris	Strickland	Brown	King
D29 at Wake Forest*	Harris	Johnson	Strickland	Brown	King
J1 MIAMI*					
J5 at Syracuse*					
J8 at Louisville*					
J15 CLEMSON*					
J19 VIRGINIA TECH*					
J22 at Florida State*					
J26 NORTH CAROLINA*					
J29 at Boston College*					
F2 at Duke*					
F5 VIRGINIA*					
F9 at Notre Dame*					
F12 at Georgia Tech*					
F16 BOSTON COLLEGE*					
F19 NOTRE DAME*					
F23 SYRACUSE*					
F26 at NC State*					

^ - First Career Start
* - ACC Game

PANTHERS RECORD WHEN...

The Panthers Under White	21-22	22-23	Overall
Playing at home	7-8	5-3	24-40
Playing on the road	3-8	1-1	9-35
Playing at a neutral site	1-3	1-2	6-10
vs. Top 10 teams	0-3	0-0	0-12
vs. Top 25 teams	0-7	0-1	0-22
Games decided by 3 points or fewer	0-2	1-1	6-6
Games decided by 4-10 points	6-6	1-0	17-23
Games decided by 11-19 points	4-8	3-2	10-30
Games decided by 20 points or more	1-3	2-3	5-26
Leading at the half	8-4	5-0	24-10
Tied at the half	1-1	0-0	2-3
Trailing at the half	2-14	2-6	13-72
Leading with 5:00 remaining	11-2	7-0	36-6
Tied with 5:00 remaining	0-0	0-0	0-0
Trailing with 5:00 remaining	0-16	0-6	3-78
In overtime	1-1	0-0	2-3
Pitt scores fewer than 50 points	0-3	0-0	0-16
Pitt scores 50-59 points	1-9	1-3	6-44
Pitt scores 60-69 points	5-6	2-2	13-15
Pitt scores 70-79 points	3-1	2-1	11-8
Pitt scores 80 or more points	2-0	2-0	9-0
Opponent scores fewer than 50 points	1-0	4-0	9-0
Opponent scores 50-59 points	5-4	1-0	14-9
Opponent scores 60-69 points	4-6	1-2	9-27
Opponent scores 70-79 points	1-5	0-2	5-30
Opponent scores 80 or more points	0-4	1-2	2-20
Pitt shoots 45% or better	3-0	3-1	14-4
Pitt shoots less than 45%	8-19	4-5	25-81
Opponent shoots 45% or better	0-2	1-2	2-22
Opponent shoots less than 45%	11-17	6-4	37-63
Pitt shoots better than opponent	8-7	7-0	32-16
Opponent shoots better than (or ties) Pitt	3-12	0-6	7-69
Pitt out-rebounds opponent	8-8	5-1	29-27
Opponent out-rebounds (or ties) Pitt	3-11	2-5	10-58
Pitt commits fewer than 14 turnovers	4-2	1-0	8-10
Pitt commits 14 or more turnovers	7-17	6-6	31-75
Pitt makes at least five 3-pointers	5-9	7-4	27-53
Pitt makes four or fewer 3-pointers	6-10	0-2	12-42
Pitt records seven or more steals	6-10	5-3	26-41
Pitt records six or fewer steals	5-9	2-3	13-44
Wearing white uniforms	6-5	4-2	24-31
Wearing royal uniforms	3-10	1-3	10-38
Wearing gold uniforms	2-3	2-1	5-8
Wearing pink uniforms	0-1	0-0	0-8
Pitt scores first	8-7	3-3	22-36
Opponent scores first	3-12	4-3	17-49
On Monday	0-0	1-0	2-3
On Tuesday	1-2	0-0	5-4
On Wednesday	4-1	3-1	10-6
On Thursday	1-8	0-1	5-33
On Friday	2-1	1-0	6-3
On Saturday	2-1	2-1	7-7
On Sunday	1-6	0-3	4-29
In November	5-2	5-3	20-13
In December	4-2	2-3	11-14
In January	2-6	0-0	4-23
In February	0-8	0-0	3-29
In March	0-1	0-0	1-6

TEAM NOTES...

since Nov. 7, 2018 against New Orleans.

- » The Panthers bench is averaging 26.4 points per game so far this season. Pitt set a program record last season scoring an average of 22.4 points per game from their bench.
- » On the year, Pitt has six games with 30+ bench points after posting only four such games all last season. They have also scored 20+ bench points in nine of the past 11 games.

NON-CONFERENCE DOMINATION

- » The Panthers have been dominant in the non-conference portion of their schedule over the past couple seasons.
- » With the win over North Alabama, Pitt secured a winning non-conference record for the 18th time in the past 19 seasons.
- » They posted a 7-4 record against non-conference foes this season, marking the second straight season with at least seven non-conference wins (9 last season).
- » Pitt is now 66-36 (.647) against non-conference foes over the last nine seasons.
- » Pitt finished off the 2021-22 campaign with a 9-2 (.818) non-conference record. The .818 winning percentage marked the best for Pitt since 2009-10 (11-2, .846). They were a perfect 6-0 at

home last season against non-conference foes, outscoring them by nearly 20 points per game.

FROM DOWNTOWN

- » One of the biggest areas of improvement so far this season has been the Panthers three-point shooting.
- » So far this season, the Panthers are shooting 32.4% from behind the arc as a team. Pitt currently ranks 6th in the ACC in 3PT FG%. Pitt has made a 3.1% jump from deep from a season ago.
- » Sophomore Maliyah Johnson leads the Panthers with a career-high 17 three-pointers while shooting 33.3% from deep. Four total Panthers have made at least 11 triples so far this season.
- » Freshman sharpshooter Aislin Malcolm leads the team shooting 41.7% from behind the arc. She has connected on 12-of-28 triples over her last eight games played for the Panthers.
- » Pitt has also limited their opponents to just 31.8% from behind the arc on the year.
- » The Panthers held their first five opponents to 24% or less shooting from deep while holding two opponents to under 15% from behind the arc this season.

DEFENSE HOLDING STRONG

- » The Panthers have leaned on their strong defense to start the season and it earned them six double digit

CAREER MILESTONE WATCH

Dayshyanette Harris (SR/G)

Milestone	Currently	To Go
250 points	946	4
350 field goals made	342	8
350 rebounds	322	28
300 assists	253	47
250 free throws made	213	37
125 steals	110	15
50 three-pointers made	49	1

Amber Brown (SR/F)

Milestone	Currently	To Go
850 points	809	41
650 rebounds	603	47
300 field goals made	284	16
250 free throws made	241	9
150 assists	145	5
100 steals	85	15

Emy Hayford (SR/G)

Milestone	Currently	To Go
400 points	359	41
250 rebounds	218	32
200 assists	154	46
150 field goals made	129	21
75 free throws made	71	4
75 steals	66	9

Liatu King (JR/F)

Milestone	Currently	To Go
450 points	439	11
400 rebounds	387	13
200 field goals made	178	22
100 free throws made	83	17
50 blocks	47	3
50 steals	35	15

Channise Lewis (GR/G)

Milestone	Currently	To Go
400 points	394	6
400 assists	386	14
200 rebounds	162	38
150 field goals made	139	11
75 three-pointers made	58	17
75 steals	72	3



TEAM NOTES...

- wins to open the 2022-23 campaign.
- » Pitt is holding opponents to 37.3% shooting from the floor and 31.8% from behind the arc so far this season. They are allowing 64.3 points per game through 13 games.
- » Pitt held four of its first 13 opponents to 45 points or less for the first time in program history. The Panthers are one of just eight teams in the country to have four games with opponents scoring 45 points or less (South Carolina, Virginia Tech, USC, ETSU, Kansas State, Duke, Stanford).
- » Earlier this season, Pitt held Loyola (MD) to just 17.9% shooting in the win. It marked the lowest field goal percentage against the Panthers in over 15 years. There have only been nine games this season in the entire NCAA with a team shooting 17.9% or worse from the field.
- » Dating back to last season, the Panthers have now held 39 of their last 43 opponents to 45% or under shooting from the floor. Last season Pitt was one of two squads (South Carolina) to hold at least 29 opponents to 45% or less shooting.
- » The Panthers own a 23-9 record when they hold opponents to 59 points or less since Lance White took over the program in 2018-19.
- » The Pitt defense has been forcing turnovers at a high rate through 13 games as they have 111 total steals. It marks the most through 13 games by Pitt since 2016-17 (120).

» The Panthers opened the season allowing just 41 points at Coppin State which marked the lowest total against in a season opener since 2015-16.

SHOOTING FOR THE STARS

- » The Panthers are shooting 41.9% from the floor so far this season after shooting just 37.3% a season ago.
- » Pitt has shot 45% or better from the floor four times this season as they own a 3-1 record in those games.
- » They have also shot 50% or better in three games, winning all three of those games. The three games shooting 50% or better are the most in a single season for Pitt since Lance White took over the program in 2018-19.
- » Pitt is 14-4 under White when they shoot at least 45% from the floor while also owning a 32-16 record when they shoot a higher percentage from the floor than their opponent.

HOLDING A LEAD

- » One of the keys to success for the Panthers over the last couple seasons has been getting out to a lead and protecting that lead.
- » The Panthers have led at halftime and secured the win in five of their 13 games this season.
- » Overall, Pitt is 24-10 under Coach

ASSOCIATED PRESS PRESEASON POLL

1. South Carolina (28)	12-0	700
2. Stanford	13-1	672
3. Ohio State	13-0	632
4. Indiana	12-0	620
5. Notre Dame	10-1	591
6. NC State	11-1	531
7. Virginia Tech	11-1	508
8. UConn	9-2	499
9. LSU	12-0	442
10. UCLA	12-1	433
11. Utah	12-0	398
12. Iowa	10-3	374
13. North Carolina	9-2	373
14. Michigan	11-1	342
15. Iowa State	8-2	337
16. Maryland	10-3	304
17. Oregon	10-2	260
18. Arizona	10-1	238
19. Gonzaga	12-2	155
20. Oklahoma	10-1	139
21. Creighton	8-3	108
22. Kansas	10-1	94
23. Baylor	9-3	93
24. Arkansas	13-2	90
25. St. John's	12-0	75

BOLD - 2022-23 OPPONENT

PANTHERS LARGEST...

LEAD:	39 (4th) vs. Bryant, 11/16/22
DEFICIT:	32 (3rd) vs. Louisville, 12/18/22
MARGIN OF VICTORY:	39 vs. Bryant, 11/16/22
MARGIN OF DEFEAT:	24, 2x; last vs. Louisville, 12/18/22
HALFTIME LEAD:	18, 2x; last vs. Loyola (MD), 12/7/22
HALFTIME DEFICIT:	20, 2x; last vs. Louisville, 12/18/22
DEFICIT IN WIN:	10 vs. North Alabama, 12/21/22
HALFTIME DEFICIT IN WIN:	5, 2x; last vs. North Alabama, 12/21/22
LEAD IN LOSS:	10 vs. Ball State, 12/11/22
HALFTIME LEAD IN LOSS:	--

2022-23 PITT TEAM STATS (ACC RANK)

TEAM STATS	ACC ONLY	ALL GAMES
Scoring Offense	52.0	67.0 (13th)
Scoring Defense	71.5	64.3 (14th)
Scoring Margin	-19.5	+2.7 (15th)
FT Percentage	.720	.679 (11th)
FG Percentage	.342	.419 (13th)
FG Percentage Defense	.467	.373 (11th)
3-FG Percentage	.207	.324 (6th)
3-FG Pct. Defense	.406	.318 (12th)
Rebounding Offense	30.5	38.9 (13th)
Rebounding Defense	38.5	37.9 (12th)
Rebounding Margin	-8.0	+1.0 (15th)
Blocks/Game	1.0	4.0 (9th)
Assists/Game	10.5	14.2 (12th)
Steals/Game	8.5	8.5 (10th)
Turnover Margin	-1.1	+0.6 (13th)
Assist/TO Ratio	0.6	0.9 (12th)
Offensive Rebounds	10.5	12.8 (10th)
Defensive Rebounds	29.5	26.1 (12th)
3-FG Made/Game	3.0	6.2 (8th)

2022-23 INDIVIDUAL ACC STATS (ACC RANK)

Scoring		
Overall	Liatu King	11.5 ppg
ACC	Gabby Hutcherson	10.0 ppg
Rebounding		
Overall	Liatu King	8.8 rpg (6th)
ACC	Liatu King	5.5 rpg
Assists		
Overall	Emy Hayford	2.0 apg
ACC	Dayshyanette Harris	2.5 apg
Steals		
Overall	Dayshyanette Harris	1.4 spg
ACC	Marley Washenitz	2.0 spg (T-10th)
Blocks		
Overall	Liatu King	1.5 bpg (6th)
ACC	Liatu King	1.0 bpg
FG Percentage		
Overall	Amber Brown	.520 (5th)
ACC	Taisha Exanor	.636 (2nd)
FT Percentage		
Overall	Amber Brown	.727 (13th)
ACC	Dayshyanette Harris	.800 (9th)
3-FG Percentage		
Overall	Aislin Malcolm	.417 (6th)
ACC	Gabby Hutcherson	.286 (9th)

2022-23 ACC STANDINGS

Team	Conf.	Overall
Duke	2-0	12-1
Notre Dame	2-0	11-1
Florida State	2-0	13-2
Louisville	2-0	11-4
Virginia	2-1	13-1
NC State	1-1	11-2
Syracuse	1-1	10-3
Boston College	1-1	11-4
Clemson	1-1	10-4
Virginia Tech	1-2	11-2
Wake Forest	1-2	10-4
North Carolina	0-1	9-3
Georgia Tech	0-2	9-4
Miami	0-2	7-6
Pitt	0-2	7-6

White when taking a lead into halftime.

- » The Panthers have also been dominant when holding the lead with five minutes to play under coach White as they own a 36-6 record when doing so.

MAGIC OFFENSIVE NUMBER: 70

- » When the Panthers offense is able to net at least 70 points, they are pretty hard to beat since Lance White took over the program.
- » Pitt has scored 70+ points in five games so far this season and they own a 4-1 record in those games.
- » Since Coach White took over the program in 2018-19, Pitt is 20-8 (.714) when scoring 70 or more points.
- » When the Panthers score less than 70 points, they own a 16-75 (.176) record under White.

MAGIC DEFENSIVE NUMBER: 60

- » Pitt has turned into a strong defensive squad and they are really hard to beat when holding opponents to less than 60 points.
- » Since Lance White took over the program, the Panthers own a 23-9 record when their opponent scores under 60 points. Pitt is 5-0 so far this season as they have held all five opponents to under 55 points.
- » Under White, Pitt has held nine opponents (including four this year) to under 50 points scored, owning a 9-0 record in those games.
- » When opponents go over the 60-point plateau, Pitt is just 16-76 since White took over the program.

2022-23 ACC PRESEASON POLLS

Blue Ribbon Panel Predicted Order of Finish

#	Team	1st Place Votes	Points
1.	Louisville	31	1068
2.	Virginia Tech	17	984
3.	NC State	8	963
4.	Notre Dame	4	942
5.	North Carolina		895
6.	Miami		674
7.	Duke		627
8.	Georgia Tech		623
9.	Florida State		553
10.	Syracuse		379
11.	Virginia		303
12.	Clemson		275
13.	Boston College		271
14.	Wake Forest		256
15.	Pitt		187

REBOUNDING KEY TO VICTORIES FOR PITT

- » After closing out the 2021-22 campaign as the best rebounding team in the ACC, the Panthers have struggled a bit early on this season on the glass.
- » Last time out, Pitt was outrebounded 36-35 in the road loss to Wake Forest. Pitt is now 2-5 on the year when they get out-rebounded.
- » Pitt had their best rebounding effort of the season against Ball State as they grabbed a season-high 50 rebounds (15 offensive).
- » On the year, Pitt ranks 13th in the ACC in rebounding offense (38.9 rpg).
- » The Panthers have grabbed 40+ rebounds seven times this season while snagging 50 once. Last season, Pitt had an ACC-high seven games with 50+ rebounds. It marked the most in a single season for Pitt since 2008-09.
- » When the Panthers win the rebounding battle, they own a 5-1 record this season and a 29-27 record in Coach White's tenure.

2022-23 PRESEASON ALL-ACC

Blue Ribbon Panel Preseason All-ACC Team

Player	Pos.	Team
Elizabeth Kitley	C	Virginia Tech
Hailey Van Lith	G	Louisville
Olivia Miles	G	Notre Dame
Deja Kelly	G	North Carolina
Diamond Johnson	G	NC State
Jakia Brown-Turner	F	NC State
Jewel Spear	G	Wake Forest
Ashley Owusu	G	Virginia Tech
Morgan Jones	G	Louisville
Taylor Soule	G	Virginia Tech

Preseason Player of the Year

Elizabeth Kitley	C	Virginia Tech
------------------	---	---------------

2022-23 ACC PLAYER OF THE WEEK

Player of the Week

Date	Player	Pos.	Team
Nov. 15	Ta'Niya Latson	G	FSU
Nov. 22	Ta'Niya Latson	G	FSU
Nov. 28	Deja Kelly	G	UNC
Dec. 5	Olivia Miles	G	ND
Dec. 12	Elizabeth Kitley	C	VT
Dec. 19	Olivia Miles	G	ND
Dec. 27	Chrislyn Carr	G	Louisville

2022-23 ACC PLAYER OF THE WEEK

Player of the Week

Date	Player	Pos.	Team
Nov. 15	Ta'Niya Latson	G	FSU
Nov. 22	Ta'Niya Latson	G	FSU
Nov. 28	Ta'Niya Latson	G	FSU
Dec. 5	Ta'Niya Latson	G	FSU
Dec. 12	Ta'Niya Latson	G	FSU
Dec. 19	Ta'Niya Latson	G	FSU
Dec. 27	Ta'Niya Latson	G	FSU

LAST MEETING WITH MIAMI

CORAL GABLES, FL – The Pitt women's basketball team (11-15, 2-13 ACC) dropped the middle game of a three-game road swing Thursday night to the Miami Hurricanes, 60-50.

Pitt was led offensively by Liatu King who netted 15 points, eight rebounds and three assists while Amber Brown finished with 11 points, three rebounds and three assists. Junior Rita Igbokwe cleaned the glass for Pitt as she racked up 13 rebounds (four offensive) in the loss.

Emy Hayford opened the scoring for the Panthers with a quick release triple just over a minute into the game to give Pitt the early 3-2 lead. The Hurricanes didn't waste any time getting the lead back as they were able to go on a 14-2 run to take the 16-5 lead late in the first. The Panthers closed out the quarter with the final three points as King hit a jumper in the lane and Hayford finished off a free throw to make it 16-8 in favor of the home team through 10 minutes.

The Panthers were able to get within seven, 20-13, a couple minutes into the second quarter as Dayshyanette Harris knocked down a deep triple. Brown got her first bucket of the game right after the media timeout to make it 22-15 in favor of Miami but the Hurricanes ended the half with six straight to take the 31-16 lead into the locker room.

King started off the third quarter strong as she netted five of the first seven points in the quarter for the Panthers as they trailed the Hurricanes 36-23 just three minutes into the quarter. After a pair of Miami free throws gave them the 40-23 lead, the Panthers responded with six straight to force the Hurricanes into a timeout as Igbokwe, King and Maliyah Johnson each netted buckets to make it 40-29 in favor of the home side. After the timeout, Destiny Strother knocked down a corner three and King finished the quarter with a pair of free throws to cut the Pitt deficit to seven, 45-38, heading into the final quarter. Pitt outscored Miami 22-14 in the third.

The Panthers continued to fight their way back into the game to start the fourth as Brown finished off a three-point play and Igbokwe netted a free throw to make it 47-44 in favor of the Hurricanes with seven minutes to play. The Hurricanes wouldn't let the Panthers get any closer down the stretch as they went on an 8-1 run to take the 55-45 lead with three minutes to go. Sandrine Clesca netted a triple and King scored a bucket in the lane but it wasn't enough as the Panthers fell, 60-50.

As a team, the Panthers won the rebounding battle 41-35 but the Hurricanes outscored Pitt 24-22 inside the paint. Pitt shot 29.8% from the floor in the loss while Miami was able to shoot 40.4%.

Miami had four players score in double figures led by Ja'Leah Williams who netted 11 points, six rebounds and two assists. Jasmyne Roberts came off the bench and netted 10 points.

Official Basketball Box Score - Final
Pittsburgh at Miami (FL)
 02/17/22 Wilcoo Center, Coral Gables, Fla.
 2021-22 Women's Basketball
 Game Time: 6:00 PM
 Game Duration: 2:02
 Attendance: 1,298

Pittsburgh - 50													Miami - 60																		
Record: 11-15 (2-13)													Record: 15-10 (8-7)																		
NO.	Name	Min	FG	3P	FT	Rebounds			Fouls			TP	AS	TO	ST	Blocks		+/-	Shooting By Period												
			M-A	M-A	M-A	OR	DR	TOT	PF	FD						BS	BA		1st	2nd	3rd	4th	GM	FT%	3PT%	FG%					
5	Amber Brown	F 26:19	4-8	0-0	3-4	2	1	3	4	5	11	3	1	1	0	1	-7	1st	FG%	2-15	13.3%	3PT%	1-3	33.3%	FT%	3-4	75%				
23	Rita Igbokwe	F 33:23	1-4	0-0	4-6	4	9	13	1	3	6	0	3	0	2	0	-8	2nd	FG%	3-12	25.0%	3PT%	1-4	25.0%	FT%	1-2	50%				
1	Dayshyanette Harris	G 31:29	1-10	1-2	0-0	1	3	4	4	2	3	2	3	0	0	0	-10	3rd	FG%	8-17	47.1%	3PT%	1-2	50%	FT%	5-7	71.4%				
2	Liatu King	G 28:47	6-14	0-0	3-4	5	3	8	3	4	15	3	2	0	1	0	-3	4th	FG%	4-13	30.8%	3PT%	1-6	16.7%	FT%	3-5	60%				
4	Emy Hayford	G 21:18	1-5	1-2	2-4	0	0	0	0	3	5	2	1	1	0	0	-2	GM	FG%	17-57	29.8%	3PT%	4-15	26.7%	FT%	12-18	66.7%				
3	Taisha Exanor	06:43	0-2	0-1	0-0	0	1	1	2	0	0	0	4	0	0	1	-9														
14	Cynthia Ezeja	05:02	0-0	0-0	0-0	0	0	0	3	0	0	0	0	0	0	0	-3														
21	Malayah Johnson	10:55	1-6	0-3	0-0	0	2	2	0	1	2	0	2	0	0	0	-5														
0	Sandrine Clesca	24:22	2-4	1-3	0-0	0	2	2	1	0	5	2	1	1	0	0	-5														
31	Destiny Strother	11:42	1-4	1-4	0-0	0	1	1	2	0	3	0	1	0	0	0	2														
Team			3	4	7	0	0	0	0	4	0	0	0	0	0	0	0														
Totals		17:57	4-15	12-18	15	26	41	20	18	50	12	22	3	3	2	-10															

Miami (FL) - 60													Pittsburgh - 50																		
NO.	Name	Min	FG	3P	FT	Rebounds			Fouls			TP	AS	TO	ST	Blocks		+/-	Shooting By Period												
			M-A	M-A	M-A	OR	DR	TOT	PF	FD						BS	BA		1st	2nd	3rd	4th	GM	FT%	3PT%	FG%					
3	Destiny Harden	F 20:52	4-6	0-1	2-2	0	3	3	2	1	10	0	1	1	0	0	2	1st	FG%	5-10	50.0%	3PT%	2-6	33.3%	FT%	4-5	80%				
12	Lola Pendande	F 24:45	1-3	0-0	0-0	0	3	3	3	4	2	2	3	3	2	1	13	2nd	FG%	7-19	36.8%	3PT%	1-8	12.5%	FT%	0-2	0%				
21	Ja'Leah Williams	G 30:08	4-9	0-1	3-3	1	5	6	3	3	11	2	0	0	0	0	4	3rd	FG%	3-11	27.3%	3PT%	0-3	0.0%	FT%	8-9	88.9%				
20	Kelsey Marshall	G 27:49	3-9	1-5	3-4	0	2	2	3	3	10	3	1	0	0	0	14	4th	FG%	6-12	50.0%	3PT%	0-1	0.0%	FT%	3-4	75%				
25	Karia Erjavec	G 25:34	1-4	0-2	2-2	0	1	1	1	2	4	1	4	1	0	0	1	GM	FG%	21-52	40.4%	3PT%	3-18	16.7%	FT%	15-20	75.0%				
35	Naomi Mbandu	13:41	2-5	0-1	0-0	0	6	6	2	0	4	1	1	0	0	0	5														
5	Mykea Gray	13:14	1-4	0-1	4-5	0	1	1	1	3	6	0	2	1	0	0	0														
33	Mavea Djajdi-Tabdi	10:08	0-5	0-4	0-0	2	4	1	0	0	0	0	0	0	2	-3															
4	Jasmyne Roberts	20:25	4-5	1-1	1-2	0	4	4	1	1	10	0	1	1	0	0	12														
1	Moulayna Johnson Sidi Baba	10:56	1-1	1-1	0-0	0	0	0	1	2	3	1	0	0	0	0	3														
13	Lashae Dwyer	02:28	0-1	0-1	0-2	0	0	0	0	1	0	0	0	0	0	0	-1														
Team			3	2	5	0	0	0	0	1	0	0	0	0	0	0	0														
Totals		21:52	3-18	15-20	6	29	35	18	20	60	10	13	10	2	3	10															

	PIT	MIA	Points from	PIT	MIA	Turnovers	PIT	MIA	Period by Period Scoring					
			Paint						1st	2nd	3rd	4th	TOT	
Biggest lead	1 (1 st 8:03)	17 (3 rd 8:06)	Paint	22	24	Turnovers	7	22	PIT	8	8	22	12	50
Best Scoring Run	9 (3 rd 3:41)	9 (1 st 2:43)	Second Chance	11	0	Fast Breaks	4	16	MIA	16	15	14	15	60
Lead Changes	2	0	Bench	10	23									
Times Tied	0	0												
Time with Lead	01:20	37:15												

TEAM STATS (2/17/22) AT MIAMI

Pitt	Miami
17-57	21-52
29.8%	40.4%
4-15	3-18
26.7%	16.7%
41	35
12	10
22	13
3	2
3	10
7	22
11	0
22	24
4	16
10	23

GAME-BY-GAME BOX SCORES

>> Game 1 at Coppin State - 11/7/22 - W, 56-41

Official Basketball Box Score - Final Pittsburgh at Coppin St. Game Time: 7:00 PM. Game Duration: 1:50. Attendance: 516. Shooting By Period: 1st FG% 7-16 43.8%, 3PT% 2-5 40.0%, FT% 4-4 100%.

Coppin St. - 41 Record: 0-1. Shooting By Period: 1st FG% 4-12 33.3%, 3PT% 1-4 25.0%, FT% 1-2 50.0%. Technical Fouls: NONE. Dead Ball Rebounds: 0.1.

Summary table comparing Pitt and CSU. Includes columns for Biggest lead, Best Scoring Run, Lead Changes, Times Tied, and Time with Lead.

>> Game 2 vs. George Mason - 11/12/22 - W, 63-45

Official Basketball Box Score - Final George Mason at Pittsburgh. Game Time: 6:00 PM. Game Duration: 1:54. Attendance: 437. Shooting By Period: 1st FG% 3-11 27.3%, 3PT% 1-4 25.0%, FT% 1-2 50.0%.

Pittsburgh - 63 Record: 2-0. Shooting By Period: 1st FG% 4-16 25.0%, 3PT% 1-7 14.3%, FT% 2-5 40.0%. Technical Fouls: NONE. Dead Ball Rebounds: 5.1.

Summary table comparing GMU and Pitt. Includes columns for Biggest lead, Best Scoring Run, Lead Changes, Times Tied, and Time with Lead.

>> Game 3 vs. Bryant - 11/16/22 - W, 93-54

Official Basketball Box Score - Final Bryant at Pitt. Game Time: 11:00 AM. Game Duration: 1:41. Attendance: 3,154. Shooting By Period: 1st FG% 5-15 33.3%, 3PT% 2-8 25.0%, FT% 0-0 0%.

Pitt - 83 Record: 3-0. Shooting By Period: 1st FG% 9-20 45.0%, 3PT% 3-11 27.3%, FT% 1-2 50.0%. Technical Fouls: NONE. Dead Ball Rebounds: 4.0.

Summary table comparing Bryant and Pitt. Includes columns for Biggest lead, Best Scoring Run, Lead Changes, Times Tied, and Time with Lead.

>> Game 4 vs. Duquesne - 11/19/22 - W, 61-45

Official Basketball Box Score - Final Duquesne at Pittsburgh. Game Time: 6:00 PM. Game Duration: 1:45. Attendance: 1,513. Shooting By Period: 1st FG% 4-16 25.0%, 3PT% 3-12 25.0%, FT% 3-5 60%.

Pittsburgh - 61 Record: 4-0. Shooting By Period: 1st FG% 7-14 50.0%, 3PT% 0-1 0.0%, FT% 2-2 100%. Technical Fouls: NONE. Dead Ball Rebounds: 0.0.

Summary table comparing DUQ and Pitt. Includes columns for Biggest lead, Best Scoring Run, Lead Changes, Times Tied, and Time with Lead.

GAME-BY-GAME BOX SCORES

>> Game 13 at Wake Forest - L, 66-51



Official Basketball Box Score - Final
Pittsburgh at Wake Forest
 12/29/22 LHM Coliseum, Winston-Salem
 2022-23 Women's Basketball

Game Time: 6:00 PM
 Game Duration: 1:50
 Attendance: 858

Officials: Denise Brooks, Mark McClenney, Sal' Esho

Pittsburgh - 51													Record: 7-6 (0-2)		
NO.	Name	Min	FG	3P	FT	Rebounds	Fouls	TP	AS	TO	ST	Blocks	+/-		
			M-A	M-A	M-A	OR DR TOT	PF FD					BS BA			
5	Amber Brown	26:43	3-7	0-0	0-0	6-7	3 3 6	1	6	12	0	2 2 0	1 -10		
21	Maiyah Johnson	33:05	3-10	0-3	0-0	1 3 4	1 1 4	1	6	0	0	1 0	1 -5		
23	Avry Strickland	26:54	2-7	0-2	0-0	1 3 4	2 1 4	1	3	0	0	1 -9			
1	Dayshanette Harris	29:55	3-8	0-0	1-2	0 5 5	4 1 7	3	5	2	0	0 -10			
2	Liatu King	16:43	4-11	0-0	1-1	2 3 5	2 1 9	0	4	0	0	0 -13			
3	Taisha Exanor	12:57	1-4	0-0	0-0	3 2 5	4 1 2	0	1	1	0	0 11			
11	Marley Washenitz	06:22	0-1	0-0	0-0	0 0 0	1 1 0	0	0	0	1	0 -8			
4	Emy Hayford	15:32	0-1	0-0	0-0	0 1 1	2 1 0	3	1	0	0	0 -13			
22	Gabby Hutcherson	23:37	4-8	1-4	2-2	0 3 3	3 2 11	2	4	0	0	1 -18			
12	Aislin Malcolm	05:19	0-1	0-1	0-0	0 0 0	0 0 0	0	0	0	0	0 1			
13	Destiny Strother	02:53	0-0	0-0	0-0	0 1 1	0 0 0	0	0	0	0	0 -1			
Team						1 0 1						0 0			
Totals			20:58	1-10	10-12	11 24 35	20 15 51	9	20	7	0	4	-15		

Shooting By Period		
1 st	FG%	3-16 18.8%
	3PT%	0-3 0.0%
	FT%	0-0 0%
2 nd	FG%	5-13 38.5%
	3PT%	0-2 0.0%
	FT%	6-7 85.7%
3 rd	FG%	5-17 29.4%
	3PT%	0-3 0.0%
	FT%	0-0 0%
4 th	FG%	7-12 58.3%
	3PT%	1-2 50.0%
	FT%	4-5 80%
GM	FG%	20-58 34.5%
	3PT%	1-10 10.0%
	FT%	10-12 83.3%

Technical Fouls: Brown 1st:32
 Dead Ball Rebounds: 1.1

Wake Forest - 66													Record: 10-4 (1-2)		
NO.	Name	Min	FG	3P	FT	Rebounds	Fouls	TP	AS	TO	ST	Blocks	+/-		
			M-A	M-A	M-A	OR DR TOT	PF FD					BS BA			
20	Olivia Summiel	23:17	2-8	1-3	2-2	2 6 8	3 2 7	3	3	0	3	0 6			
25	Demeara Hinds	29:14	4-5	0-0	0-0	3 9 12	2 3 8	2	2	2	1	0 11			
2	Kara Harrison	36:24	1-5	1-3	8-8	0 2 2	1 6 11	3	5	0	0	0 21			
21	Eise Williams	35:26	5-12	0-2	2-3	1 1 2	4 3 12	2	5	6	0	0 14			
24	Jewel Spear	35:08	6-16	4-10	6-6	0 5 5	2 5 22	3	1	0	0	0 15			
32	Alexandria Scroggs	23:08	1-4	0-1	0-0	2 2 4	1 0 2	1	2	2	2	0 18			
0	Alyssa Andrews	09:05	2-4	0-1	0-0	0 1 1	1 0 4	0	1	1	1	0 -3			
14	Niyah Becker	04:10	0-0	0-0	0-0	0 0 0	1 0 0	0	0	0	0	0 -1			
13	Marta Morales	04:08	0-0	0-0	0-0	0 0 0	0 0 0	0	0	0	0	0 -6			
Team						1 1 2						0 0			
Totals			21:54	6-20	18-19	9 27 36	15 19 66	14	19	11	4	0 15			

Shooting By Period		
1 st	FG%	5-14 35.7%
	3PT%	1-3 33.3%
	FT%	8-8 100%
2 nd	FG%	7-16 43.8%
	3PT%	1-4 25.0%
	FT%	0-0 0%
3 rd	FG%	6-16 37.5%
	3PT%	4-10 40.0%
	FT%	1-1 100%
4 th	FG%	3-8 37.5%
	3PT%	0-3 0.0%
	FT%	9-10 90%
GM	FG%	21-54 38.9%
	3PT%	6-20 30.0%
	FT%	18-19 94.7%

Technical Fouls: NONE
 Dead Ball Rebounds: 0.1

	Pitt	Wake	Points from	Pitt	Wake
Biggest lead	2 (1 st 9:27)	22 (3 rd 6:35)	Turnovers	12	17
Best Scoring Run	7 (4 th 6:28)	9 (1 st 2:00)	Paint	28	30
Lead Changes	1		Second Chance	11	4
Times Tied	2		Fast Breaks	10	4
Time with Lead	01:10	37:25	Bench	13	6

Period by Period Scoring					
	1st	2nd	3rd	4th	TOT
Pitt	6	16	10	19	51
Wake	19	15	17	15	66

>> Game 14 vs. Miami - 1/1/23

>> Game 15 at Syracuse - 1/5/23

>> Game 16 at Louisville - 1/8/23

POINT DIFFERENTIAL CHART

MARGIN	1	2	3	4	5	6	7	8	9	10	11	12	13	14	15	16-19	20-29	30-39	40-49	50+
WINS	-	1	-	-	-	-	-	-	-	1	-	-	-	-	1	2	-	2	-	-
LOSSES	-	1	-	-	-	-	-	-	-	-	-	-	-	-	2	-	3	-	-	-

THE LAST TIME IT HAPPENED...

TEAM

Played a ranked team:	11/27/22 vs. No. 14 Maryland (L, 87-63)
Beat a ranked team:	3/21/15 vs. No. 17 Chattanooga (51-40)
Played a top-10 team:	2/24/22 vs. No. 4 Louisville (L, 66-55)
Beat a top-10 team:	1/8/15 vs. No. 8/6 North Carolina (84-59)
Played a top-5 team:	2/24/22 vs. No. 4 Louisville (L, 66-55)
Beat a top-5 team	Never
Won an overtime game:	1/27/22 at Clemson (78-73 OT)
Lost an overtime game:	12/11/22 vs. Ball State (68-66 OT)
Played two or more overtimes:	1/10/16 vs. NC State (78-76 3OT)
Played three overtimes:	1/10/16 vs. NC State (78-76 3OT)
Played four overtimes:	Never
Won an ACC home game:	1/16/22 vs. Wake Forest (65-57)
Won an ACC road game:	1/27/22 at Clemson (78-73 OT)
Won an ACC Tournament game:	3/4/20 vs. #10 Notre Dame (67-65)
Won a non-conference road game:	11/7/22 at Coppin State (56-41)
Won a non-conference neutral site game:	11/25/22 vs. Towson (72-62)
Lost a non-conference home game:	12/11/22 vs. Ball State (68-66 OT)
Scored 100+ points:	12/29/02 vs. Nork State (W, 104-78)
Scored 100+ points in regulation:	12/29/02 vs. Nork State (W, 104-78)
Allowed 100+ points:	1/3/19 at No. 2 Notre Dame (L, 100-44)
Scored 90+ points:	11/16/22 vs. Bryant (W, 93-54)
Allowed 90+ points:	11/30/22 vs. Illinois (L, 92-71)
Scored 80+ points:	12/21/22 vs. North Alabama (W, 85-83)
Allowed 80+ points:	12/21/22 vs. North Alabama (W, 85-83)
Scored 50 points or fewer:	2/17/22 at Miami (L, 60-50)
Allowed 50 points or fewer:	12/7/22 vs. Loyola (MD) (W, 78-42)
Scored 40 points or fewer:	2/3/22 vs. Duke (L, 54-39)
Allowed 40 points or fewer:	11/9/18 vs. New Orleans (W, 90-38)
Made 10+ 3-pointers:	11/16/22 vs. Bryant (12)
Allowed 10+ 3-pointers:	12/21/22 vs. North Alabama (14)
Made 20+ free throws:	11/26/21 vs. Northwestern (29)
Opponent made 20+ free throws:	11/27/22 vs. #14 Maryland (20)
Shot 60 percent from the field:	11/16/22 vs. Bryant (.607)
Opponent shot 60 percent from the field:	3/3/16 vs. Miami (.600)
Shot 50 percent from the field:	12/21/22 vs. North Alabama (.500)
Opponent shot 50 percent from field:	12/18/22 vs. Louisville (.547)
Shot less than 30 percent:	2/3/22 vs. Duke (.231)
Opponent shot less than 30 percent:	12/7/22 vs. Loyola (MD) (.179)
Shot less than 20 percent:	2/28/16 at Louisville (.192)
Opponent shot less than 20 percent:	12/7/22 vs. Loyola (MD) (.179)
Shot 60 percent from 3-point range:	2/28/19 at Wake Forest (.667)
Shot 50 percent from 3-point range:	11/16/22 vs. Bryant (.522)
Opponent shot 50 percent from 3-point range:	12/18/22 vs. Louisville (.583)
Shot 100 percent from the free throw line:	11/7/22 at Coppin State (10-10)
Shot 90 percent from the free throw line:	11/30/22 vs. Illinois (.929)
Had 50+ rebounds:	12/11/22 vs. Ball State (50)
Had 55+ rebounds:	1/30/22 at Syracuse (62)
Allowed 50+ rebounds:	1/27/22 at Clemson (53)
Had 25+ assists:	11/16/22 vs. Bryant (26)
Had 30+ assists:	11/23/16 vs. Slippery Rock (32)
Had five or fewer turnovers:	11/21/16 vs. Loyola Maryland (5)
Had 25+ turnovers:	1/16/22 at No. 3 Louisville (35)
Forced 25+ turnovers:	11/17/21 vs. LIU (27)
Had 10+ blocks:	12/7/21 vs. Coppin State (10)
Allowed 10+ blocks:	2/16/20 at Syracuse (10)
Had 15+ steals:	11/12/22 vs. George Mason (15)
Allowed 15+ steals:	1/16/22 at No. 3 Louisville (19)

INDIVIDUAL

40+ points:	12/21/08, Shavonte Zellous vs. Florida (42)
30+ points:	2/16/17, Brenna Wise vs. Virginia Tech (31)
20+ points:	12/21/22, Liatu King vs. North Alabama (26)
Two Panthers 20+ points:	1/20/22 at Virginia Tech Dayshyanette Harris (22), Jayla Everett (20)
Five+ Panthers 10+ points:	12/21/22 vs. North Alabama (5) Liatu King (26), Taisha Exanor (14), Amber Brown (12), Maliyah Johnson (11), Marley Washenitz (10)
Double-Double:	12/21/22, Liatu King vs. North Alabama 26 points, 16 rebounds
Double-Double (pts/assists):	2/28/19, Jasmine Whitney at Wake Forest 19 points, 12 assists
Two Panthers with double-doubles:	12/9/17 vs. UNCW Yacine Diop (22 pts, 10 rebs), Kalista Walters (12 pts, 11 rebs),
Three Panthers with double-doubles:	3/2/16 vs. North Carolina Brenna Wise (25P, 10R), Stasha Carey (15P, 10R), Yacine Diop (14P, 12R)
Triple-Double:	2/9/02, Laine Selwyn vs. St. John's 12 points, 11 rebounds, 10 assists
Opponent double-double:	12/21/22 vs. North Alabama Skyler Gill (10 points, 10 Rebounds)
Opponent triple-double:	2/3/19, Haley Gorecki, Duke 16 points, 10 rebounds, 10 assists
Opponent 40+ points:	12/5/19, Kamaria McDaniel, Penn State (40)
Opponent 30+ points:	2/20/22, Taylor Valladay, Virginia (30)
Opponent 20+ points:	12/28/22, Jewel Spear, Wake Forest (22)
15+ rebounds:	12/11/22, Amber Brown vs. Ball State (17)
Opponent 15+ rebounds:	11/26/22, Aneesah Morrow, DePaul (16)
10+ assists:	2/28/19, Jasmine Whitney at Wake Forest (12)
Opponent 10+ assists:	12/19/21, Olivia Miles, Notre Dame (11)
Seven or more blocks:	1/18/15, Monica Wignot at Georgia Tech (9)
Six or more blocks:	1/21/21, Rita Igbokwe vs. Miami (6)
Opponent six or more blocks:	12/29/18, Kadri-Ann Lass, Duquesne (6)
Five or more steals:	2/28/19, Cassidy Walsh at Wake Forest (5)
Two players with 5+ steals:	1/13/19, Jasmine Whitney (6), Kauai Bradley (5)
Opponent 5+ steals:	12/28/22, Elise Williams, Wake Forest (6)



Pitt secured just their second ACC Tournament win when they downed #10 Notre Dame, 67-65, behind a game-winning runner from freshman Dayshyanette Harris.

PLAYER SEASON & CAREER HIGHS

	2022-23	CAREER
0 - Sandrine Clesca		
Pts	3 vs. Loyola (MD) [12/7/22]	13 vs. LIU [11/17/21]
Rebs	5 vs. Duquesne [11/19/22]	9 vs. #4 Louisville [2/24/22]
Asts	2 vs. Bryant [11/16/22]	5 vs. LIU [11/17/21]
Blks	--	1, 3x; last vs. #4 Louisville [2/24/22]
Stls	--	3 vs. LIU [11/17/21]
Mins	22 vs. Duquesne [11/19/22]	35 vs. Florida State [2/27/22]

1 - Dayshyanette Harris		
Pts	17 vs. Bryant [11/16/22]	27 at Boston College [2/20/20]
Rebs	7 vs. Ball State [12/11/22]	10 vs. Notre Dame [3/4/20]
Asts	4 at Coppin State [11/7/22]	9 at Virginia Tech [12/10/20]
Blks	1, 3x; last vs. Maryland [11/27/22]	3 vs. Wake Forest [1/30/20]
Stls	4 vs. Loyola (MD) [12/7/22]	4, 2x; last vs. Loyola (MD) [12/7/22]
Mins	33 at Coppin State [11/7/22]	36, 2x; last at Clemson [1/27/22]

2 - Liatu King		
Pts	26 vs. North Alabama [12/21/22]	26 vs. North Alabama [12/21/22]
Rebs	16 vs. North Alabama [12/21/22]	19; 2x; last vs. Northwestern [11/26/21]
Asts	3 vs. Illinois [11/30/22]	4 vs. Radford [11/10/21]
Blks	4, 2x; last vs. Ball State [12/11/22]	4, 3x; last vs. Ball State [12/11/22]
Stls	4 vs. George Mason [11/12/22]	4, 2x; last vs. George Mason [11/12/22]
Mins	39 vs. Ball State [12/11/22]	39 vs. Ball State [12/11/22]

3 - Taisha Exanor		
Pts	14 vs. North Alabama [12/21/22]	14 vs. North Alabama [12/21/22]
Rebs	6 vs. North Alabama [12/21/22]	11 vs. LIU [11/17/21]
Asts	2 vs. North Alabama [12/21/22]	3 vs. Radford [11/10/21]
Blks	2 vs. Bryant [11/16/22]	2 vs. Bryant [11/16/22]
Stls	3 vs. Louisville [12/18/22]	3, 3x; last vs. Louisville [12/18/22]
Mins	20 vs. North Alabama [12/21/22]	28 at Georgia Tech [2/28/21]

4 - Emy Hayford		
Pts	7 vs. Loyola (MD) [12/7/22]	15 vs. Radford [11/10/21]
Rebs	5 vs. Ball State [12/11/22]	10 vs. FDU [11/19/19]
Asts	5 vs. Bryant [11/16/22]	6 vs. Lafayette [11/12/21]
Blks	--	1, 3x; last at Virginia Tech [1/9/20]
Stls	1, 5x; last vs. #14 Maryland [11/27/22]	4 vs. Boston College [3/3/21]
Mins	27 vs. Ball State [12/11/22]	33 vs. Duke [2/13/20]

5 - Amber Brown		
Pts	20 vs. Ball State [12/11/22]	20, 2x; last vs. Ball State [12/11/22]
Rebs	17 vs. Ball State [12/11/22]	17 vs. Ball State [12/11/22]
Asts	4 vs. Bryant [11/16/22]	5, 2x; last vs. Lafayette [11/12/21]
Blks	3 vs. Ball State [12/11/22]	3 vs. Ball State [12/11/22]
Stls	2, 3x; last at Wake Forest [12/28/22]	4 vs. Clemson [12/13/20]
Mins	42 vs. Ball State [12/11/22]	42 vs. Ball State [12/11/22]

10 - Channise Lewis		
Pts	11 at Coppin State [11/7/22]	12 vs. Indiana [1/16/18]
Rebs	4, 2x; last vs. George Mason [11/12/22]	9 vs. Georgia Tech [11/29/18]
Asts	5 vs. #14 Maryland [11/27/22]	12 vs. #10 South Carolina [11/18/18]
Blks	1 vs. Bryant [11/16/22]	2 vs. Ohio State [3/4/18]
Stls	2 vs. George Mason [11/12/22]	5 vs. Iowa [1/4/18]
Mins	31 vs. George Mason [11/12/22]	40, 2x; last vs. Georgia [11/24/18]

	2022-23	CAREER
11 - Marley Washenitz		
Pts	11 vs. Towson [11/25/22]	11 vs. Towson [11/25/22]
Rebs	5 vs. Towson [11/25/22]	5 vs. Towson [11/25/22]
Asts	5 vs. Loyola (MD) [12/7/22]	5 vs. Loyola (MD) [12/7/22]
Blks	2 vs. Loyola (MD) [12/7/22]	2 vs. Loyola (MD) [12/7/22]
Stls	3 vs. Louisville [12/18/22]	3 vs. Louisville [12/18/22]
Mins	27 vs. North Alabama [12/21/22]	27 vs. North Alabama [12/21/22]

12 - Aislin Malcolm		
Pts	9, 2x; last vs. DePaul [11/26/22]	9, 2x; last vs. DePaul [11/26/22]
Rebs	4 vs. Loyola (MD) [12/7/22]	4 vs. Loyola (MD) [12/7/22]
Asts	2 vs. Bryant [11/16/22]	2 vs. Bryant [11/16/22]
Blks	--	--
Stls	2 vs. DePaul [11/26/22]	2 vs. DePaul [11/26/22]
Mins	19 vs. Bryant [11/16/22]	19 vs. Bryant [11/16/22]

13 - Destiny Strother		
Pts	6 vs. Duquesne [11/19/22]	17 vs. LIU [11/17/21]
Rebs	4 vs. DePaul [11/26/22]	8 at Duquesne [11/20/21]
Asts	1 vs. DePaul [11/26/22]	4 vs. LIU [11/17/21]
Blks	--	1, 4x; last at #21 Notre Dame [12/19/21]
Stls	--	4, 2x; last at Syracuse [1/31/22]
Mins	9 vs. DePaul [11/26/22]	33 vs. #4 Louisville [2/24/22]

14 - Cynthia Ezeja		
Pts	1 vs. DePaul [11/26/22]	8 at Syracuse [1/31/22]
Rebs	3 vs. Bryant [11/16/22]	13 at Georgia Tech [2/28/21]
Asts	--	3 at #2 NC State [2/25/21]
Blks	1, 2x; last vs. DePaul [11/26/22]	3, 2x; last at Virginia Tech [1/20/22]
Stls	--	2, 2x; last vs. Notre Dame [2/22/21]
Mins	5 vs. Bryant [11/16/22]	27 at Georgia Tech [2/28/21]

21 - Maliyah Johnson		
Pts	20 vs. Bryant [11/16/22]	20 vs. Bryant [11/16/22]
Rebs	8 vs. George Mason [11/12/22]	8 vs. George Mason [11/12/22]
Asts	3 vs. Loyola (MD) [12/7/22]	3 vs. Loyola (MD) [12/7/22]
Blks	2 at Coppin State [11/7/22]	2 at Coppin State [11/7/22]
Stls	3, 2x; last vs. Ball State [12/11/22]	3, 3x; last vs. Ball State [12/11/22]
Mins	33, 2x; last at Wake Forest [12/28/22]	33, 2x; last at Wake Forest [12/28/22]

22 - Gabby Hutcherson		
Pts	12 vs. Loyola (MD) [12/7/22]	13 vs. Mount St. Mary's [12/7/21]
Rebs	8 at Coppin State [11/7/22]	8 at Coppin State [11/7/22]
Asts	2, 2x; last at Wake Forest [12/28/22]	2, 7x; last at Wake Forest [12/28/22]
Blks	4, 2x; last vs. Towson [11/25/22]	4, 2x; last vs. Towson [11/25/22]
Stls	3 at Coppin State [11/7/22]	3, 2x; last at Coppin State [11/7/22]
Mins	24 vs. Towson [11/25/22]	26 vs. Penn State [1/4/21]

23 - Avery Strickland		
Pts	17 vs. Loyola (MD) [12/7/22]	17 vs. Loyola (MD) [12/7/22]
Rebs	4 at Wake Forest [12/28/22]	4 at Wake Forest [12/28/22]
Asts	3 vs. Bryant [11/16/22]	3 vs. Bryant [11/16/22]
Blks	--	--
Stls	2 vs. Loyola (MD) [12/7/22]	2 vs. Loyola (MD) [12/7/22]
Mins	27 at Wake Forest [12/28/22]	27 at Wake Forest [12/28/22]



LANCE WHITE

HEAD COACH | 5TH SEASON | TEXAS TECH '96

Lance White enters his fifth season at the helm of the Panthers in 2022-23 after being named as the ninth head coach in Pitt women's basketball history on April 19, 2018.

The Panthers closed out their 2021-22 campaign with an 11-19 overall record and 2-16 ACC mark. Pitt dominated non-conference opponents as they earned a 9-2 record, their best record in the non-conference portion of their schedule since 2009-10 (11-2). Following the season Dayshanette Harris and Liatu King earned Academic All-ACC honors for their work in the classroom and court. Under White's tutelage, Pitt has placed seven on Academic All-ACC squads.

Much to the satisfaction of White, rebounding has become one of the Panthers' biggest strengths. Since White arrived at Pitt for the 2018-19 season, the Panthers have gone from 14th in the ACC (2017-18) in rebounding (33.1 rpg) to first in the ACC (43.9 rpg) last season. Overall, Pitt went from 325th in the NCAA in rebounding prior to White up to ninth in the NCAA last season, marking the biggest improvement in the nation across the four-year span. Pitt also led the ACC and ranked 14th in the NCAA in offensive rebounds per game (15.6 orpg). As a team, Pitt had six players averaging at least 3.1 rebounds per contest which was the most in the ACC.

The 2020-21 campaign was an interesting one for all involved but the Panthers continued to forge ahead on the court. White's offense continued their steady improvement as they finished the season averaging 64.3 points per game during ACC contests, their highest per game average since joining the conference in 2013-14. The offense also netted 70+ points five times and 80+ points twice, the most by Pitt since joining the ACC.

Junior transfer Jayla Everett was able to make an immediate impact for the Panthers as she led the team in scoring (15.4 ppg) and three-pointers [52]. Her 15.4 ppg was the highest per game average by a Pitt transfer in program history while also leading all ACC newcomers. Everett also earned Honorable Mention All-ACC honors, marking the first player under Coach White to earn All-Conference recognition and just the second in program history (Brianna Kiesel).

Off the court in 2020-21, sophomore Dayshanette Harris claimed her second straight Academic All-ACC award while the Panthers posted a 3.16 team GPA. Pitt also had eight ACC Honor Roll members, the most since 2016-17.

During the 2019-20 season, White's second season in charge, the Panthers showed growth in every part of the program and it was capped with an ACC Tournament victory over the defending ACC Champions, Notre Dame. The win over the Irish marked just the Panthers second ACC Tournament win in program history as freshman sensation Dayshanette Harris knocked down the game-winning jumper with just 2.7 seconds left in the game. With the win, Pitt handed Notre Dame just their second loss in ACC Tournament history.

The foundation for the Pitt program was laid in season two as White's "First Class" of seven student-athletes made huge impacts that will shape the program for years to come. The Pitt freshman class of Harris, Amber Brown, Emy Hayford and Rita Igbokwe was not only the best freshman class in the ACC but they were one of the best in the NCAA. The quartet averaged 31.0 points/game combined, the most ever by a Pitt freshman class.

The youthful Panthers roster during the 2019-20 campaign was able to gain loads of experience that will help down the road as Pitt was the only team in the ACC to start five newcomers, doing so in the final seven games of the season.

THE WHITE FILE

COACHING HIGHLIGHTS

- Earned first career victory as a head coach on Nov. 9, 2018 as Pitt downed New Orleans 90-38.
- Notched his first ACC of his head coaching career on Feb. 14, 2019 as the Panthers beat North Carolina, 91-78 at the Petersen Events Center.
- Led Panthers to just the second ACC Tournament win in program history on Mar. 4, 2020, downing defending champs Notre Dame, 67-65.
- Named WBCA National Assistant Coach of the Year in 2017.
- Made five appearances in the NCAA Sweet 16 as an assistant coach.
- Coached 10 WNBA draft picks and 38 All-ACC award winners in his coaching career.

COACHING EXPERIENCE

- Head Coach, Pitt, 2018-Pres.
- Associate HC, FSU, 2012-18
- Assistant coach, FSU, 2003-12
- Assistant coach, Texas Tech, 1998-03
- GA coach, Texas Tech, 1996-98
- Team manager, Texas Tech, 1992-96

EDUCATION

Undergraduate Degree: B.S. exercise & sport science

Graduate Degree: M.S. sports administration

Alma Mater: Texas Tech '96, '98

PERSONAL

Hometown: Spur, Texas

Family: Married to Melanie White; has two children: Vivian & Quentin

White came to Pitt after spending 15 years at Florida State, where he helped the Seminoles to a 350-145 (.707) record, including 12 seasons of 20+ wins.

During his final season at Florida State (2017-18), the Seminoles posted 25 or more wins for the fourth consecutive season, finishing with a 26-7 overall record and averaged the second-most points in a season in program history with 81.0 points per game. It was just the second time FSU averaged 80 or more points per game in a season. The team ranked in the Top 20 nationally in field goal percentage (20th), offensive rebounds per game (16th), rebound margin (sixth), rebounds per game (11th), scoring margin (10th) and scoring offense (13th). The Seminoles led the ACC in rebounding offense (42.8), rebounding margin (+10.0) and offensive rebounding percentage (41.4 percent).

During his time at FSU, 10 players were selected in the WNBA Draft, eight earned ACC All-Defensive team honors and 37 earned all-conference awards. He helped the Seminoles reach the NCAA Tournament in 13 of the past 14 years, while the team won at least one NCAA Tournament game in each of its past 15 appearances.

For his standout coaching efforts during the 2016-17 season, White was named the Women's Basketball Coaches Association (WBCA) National Assistant Coach of the Year.

White helped FSU reach new levels of success and brought an infectious energy to the program. He directed the Seminole defense and offense during his tenure in addition to being one of the country's top recruiters.

Florida State captured back-to-back regular season ACC co-titles in 2010 and 2011, and advanced to the 2010 NCAA Tournament Elite Eight. After serving as assistant coach for the first nine seasons in Tallahassee, White was promoted to associate head coach in advance of the 2012-13 campaign.

Prior to FSU, White spent 11 seasons at Texas Tech, including five years as an assistant coach with the Lady Raiders' top-10 program under legendary head coach Marsha Sharp. With White on staff, Texas Tech won three Big 12 championships and advanced to seven consecutive NCAA Tournaments, including five Sweet 16 and two Elite Eight appearances. He was a student assistant on Tech's 1993 national championship team and a graduate assistant coach for two seasons before being elevated to a full-time coach in 1998.

While in Lubbock, White worked with some of the best players the game has ever seen, including National Player of the Year and three-time WNBA MVP Sheryl Swoopes as well as Plenette Pierson, who was named 2007 WNBA Sixth Woman of the Year.

A 1996 graduate of Texas Tech, White earned his bachelor's degree in exercise and sports science. He went on to receive a master's degree in sports administration in August 1998. He attended Lubbock Christian University for three semesters before transferring to Texas Tech in January 1993.

As a high school athlete in Spur, he was a three-time All-District selection, two-time All-Region, and two-time third team all-state choice in basketball. His high school basketball and football teams advanced to the regional round both his junior and senior years. In addition to his football and basketball accolades, he was listed in the Spalding Top 100 tennis players in 1991.

He is married to the former Melanie Smith. The Whites are the proud parents of Quentin and Vivian.

WHITE YEAR-BY-YEAR

YEAR	OVERALL	PCT	CONF	PCT	POSTSEASON
1998-99	30-4	.882	14-2	.875	NCAA Sweet 16
1999-00	28-5	.848	13-3	.813	NCAA Elite Eight
2000-01	25-7	.781	13-3	.813	NCAA Sweet 16
2001-02	20-12	.625	8-8	.500	NCAA Sweet 16
2002-03	29-6	.829	13-3	.813	NCAA Elite Eight
2003-04	15-15	.500	7-9	.438	WNIT Second Round
2004-05	24-8	.750	9-5	.643	NCAA Second Round
2005-06	20-10	.667	10-4	.714	NCAA Second Round
2006-07	24-10	.706	10-4	.714	NCAA Sweet 16
2007-08	19-14	.576	7-7	.500	NCAA Second Round
2008-09	26-8	.765	12-2	.857	NCAA Second Round
2009-10	29-6	.829	12-2	.857	NCAA Elite Eight
2010-11	24-8	.750	11-3	.786	NCAA Second Round
2011-12	14-17	.452	6-10	.375	--
2012-13	23-10	.697	11-7	.611	NCAA Second Round
2013-14	21-12	.636	7-9	.438	NCAA Second Round
2014-15	32-5	.865	14-2	.875	NCAA Elite Eight
2015-16	25-8	.758	13-3	.813	NCAA Sweet 16
2016-17	28-7	.800	13-3	.813	NCAA Elite Eight
2017-18	26-7	.788	12-4	.750	NCAA Second Round
2018-19	10-21	.323	2-14	.125	--
2019-20	5-26	.161	1-17	.056	--
2020-21	5-14	.263	3-12	.200	--
2021-22	11-19	.367	2-16	.111	--
2022-23	7-6	.538	0-2	.000	--

BOLD - Head Coach at Pitt



ON THE PITT BENCH



TERRI MITCHELL

Associate Head Coach | Duquesne, 1989

- » Fifth season at Pitt serving as associate head coach under head coach Lance White. Runs the Pitt defense.
- » Came to Pittsburgh after 18 seasons (1996-2014) as head coach at Marquette. Finished her time with the Golden Eagles as the program's all-time winningest head coach with a 348 career victories and advanced to the postseason 15 times.
- » Inducted into the Wisconsin Basketball Coaches Association Hall of Fame on Sept. 25, 2021.
- » She is a Harrisburg, PA native and was a four-year letterwinner and co-captain at Duquesne from 1985-89.



NICK DIPILLO

Assistant Coach | Fairleigh Dickinson, 2003


- » First season at Pitt serving as assistant coach under head coach Lance White. Runs the Pitt offense.
- » Previously served as Head Coach at the University of Scranton where he posted a 58-8 overall record in three seasons.
- » Spent five seasons as assistant coach at Seton Hall (2014-19) and helped them post a 94-66 record during his time.
- » Prior to Seton Hall, DiPillo served as an assistant coach for the New York Liberty in the WNBA (2005-09).



BRIANNA KIESEL

Assistant Coach | Pitt, 2015

- » Second season at Pitt serving as assistant coach under head coach Lance White. Works with the Pitt point guards.
- » Wrapped up her six year professional playing career (WNBA & overseas) in 2021.
- » Returns to her alma mater after leading the Panthers to their last NCAA Tournament appearance (2015) as she averaged a career-high 18.4 ppg, 5.0 rpg and 4.5 apg while earning First Team All-ACC and All-ACC Defensive Team honors.
- » Finished her career ranked fifth in points (1,938) and assists (433) while having her name etched on the prestigious Varsity Walk.



BRITTANY BUCHHEIT

Athletic Trainer | California University of Pennsylvania, 2012

- » Fourth season at Pitt serving as athletic trainer under head coach Lance White.
- » Previously served as the athletic trainer for the Binghamton women's basketball team for the past four seasons.
- » Served as an intern athletic trainer at Binghamton before being promoted to full time in 2014.
- » She is a native of St. Mary's, PA and earned her graduate degree from California University of Pennsylvania in 2014.



MICHAEL PALMER

Director of Basketball Operations | Ohio State, 2012

- » First season at Pitt serving as the director of basketball operations under head coach Lance White.
- » Came to Pitt after four seasons at Illinois as the director of operations for the Illini softball program.
- » Prior to Illinois, he spent four seasons at the University of Houston as director of softball operations.
- » Prior to Houston, he was a softball graduate assistant manager at LSU.



JESSICA WALLACE

Director of Video & Player Development | IUP, 2013

- » First season at Pitt serving as director of video & player performance under head coach Lance White.
- » Spent the 2021-22 season as a volunteer assistant coach at Pitt.
- » Prior to Pitt, she had a pair of stints as the lead assistant coach at Simon Fraser University in Canada.
- » Played three seasons of college basketball at IUP.



ABBY ANDERSON

Assistant Director of Recruiting Operations | Scranton 2021

- » First season at Pitt serving as assistant director of recruiting operations under head coach Lance White.
- » Played her first three years of college basketball at St. Francis College before playing her last season at Scranton under current Pitt assistant coach Nick DiPillo.
- » Earned All-American honors at Scranton College after averaging 17.6 ppg, 9.2 rpg and 2.9 apg.

0 SANDRINE CLESCA

JR | Guard | 5-9 | Laval, Quebec, Canada
Winston-Salem Christian School



PRODUCTION TRACKER

	21-22	22-23	Streak	Career
Scored 5+ Points	5	-	-	9
Scored 10+ Points	1	-	-	2
Had Multiple Assists	13	1	-	17
Led Pitt in Assists	6	-	-	6
Had a Steal	9	-	-	12
Made a Three-Pointer	4	-	-	7
Played 20+ Minutes	7	1	-	10
Played 30+ Minutes	2	-	-	3



ABOUT CLESCA: High basketball IQ point guard who likes to create for others. Can get into the paint and distribute to teammates. Improving jumper will make her more difficult to guard.

SEASON/CAREER HIGHS

POINTS

Season 3 vs. Loyola (MD), 12/7/22
Career 13 vs. LIU, 11/17/21

REBOUNDS

Season 5 vs. Duquesne, 11/19/22
Career 9 vs. #4 Louisville, 2/24/22

ASSISTS

Season 2 vs. Bryant, 11/16/22
Career 5 vs. LIU, 11/17/21

BLOCKS

Season --
Career 1, 3x; last vs. #4 Louisville, 2/24/22

STEALS

Season --
Career 3 vs. LIU, 11/17/21

MINUTES

Season 22 vs. Duquesne, 11/19/22
Career 35 vs. Florida State, 2/27/22

FIELD GOALS MADE

Season 1, 3x; last vs. Loyola (MD), 12/7/22
Career 5 at NC State, 2/25/21

FIELD GOALS ATTEMPTED

Season 4 vs. Duquesne, 11/19/22
Career 9, 2x; last at Georgia Tech, 2/28/21

3PT FIELD GOALS MADE

Season --
Career 2 at NC State, 2/25/21

3PT FIELD GOALS ATTEMPTED

Season 3 vs. Duquesne, 11/19/22
Career 3, 5x; last vs. Duquesne, 11/19/22

FREE THROWS MADE

Season 1 vs. Loyola (MD), 12/7/22
Career 4, 2x; last vs. Northwestern, 11/26/21

FREE THROWS ATTEMPTED

Season 1 vs. Loyola (MD), 12/7/22
Career 4, 2x; last vs. Northwestern, 11/26/21

2022-23 GAME-BY-GAME STATS

Opponent	Date	GS	MIN	Total		3-Pointers		Free throws		Rebounds				PF	A	TO	BLK	STL	PTS	AVG
				FG-FGA	PCT	3FG-3FGA	PCT	FT-FTA	PCT	OFF	DEF	TOT	AVG							
George Mason	11/12/2022		01:22	0-0	.000	0-0	.000	0-0	.000	0	1	1	1.0	2	0	0	0	0	0	0.0
Bryant	11/16/2022		06:43	1-1	1.000	0-0	.000	0-0	.000	0	1	1	1.0	0	2	1	0	0	2	1.0
Duquesne	11/19/2022		21:31	1-4	.250	0-3	.000	0-0	.000	0	5	5	2.3	3	1	2	0	0	2	1.3
vs DePaul	11/26/2022		03:03	0-0	.000	0-0	.000	0-0	.000	0	0	0	1.8	1	0	0	0	0	0	1.0
Loyola Maryland	12/07/2022		05:07	1-1	1.000	0-0	.000	1-1	1.000	1	1	2	1.8	1	1	0	0	0	3	1.4
Totals		0	37:46	3-6	.500	0-3	.000	1-1	1.000	1	8	9	1.8	7	4	3	0	0	7	1.4

Player Averages

Games Played	Minutes/game	Points/game	FG Pct	3FG Pct	FT Pct	Rebounds/game	Assists/game	Turnovers/game	Assist/Turnover ratio	Steals/game	Blocks/game
5	7.6	1.4	50.0	0.0	100.0	1.8	0.8	0.6	1.3	0.0	0.0

CAREER STATS

SEASON	TEAM	GP-GS	MIN/AVG	FG-FGA	FG%	3FG-3FGA	3FG%	FT-FTA	FT%	OFF	DEF	TOT	AVG	PF-FO	A	TO	BLK	STL	PTS	AVG
2020-21	UP	11-3	130/11.8	14-35	.400	4-8	.500	2-4	.500	1	11	12	1.1	6-0	10	11	1	4	34	3.1
2021-22	UP	27-3	365/13.5	28-76	.368	4-18	.222	19-21	.905	7	36	43	1.6	34-0	46	38	2	13	79	2.9
2022-23	UP	5-0	38/7.6	3-6	.500	0-3	.000	1-1	1.000	1	8	9	1.8	7-0	4	3	0	0	7	1.4
TOTAL		43-6	532/12.4	45-117	.385	8-29	.276	22-26	.846	9	55	64	1.5	47-0	60	52	3	17	120	2.8

1 DAYSHANETTE HARRIS

SR | Guard | 5-7 | Youngstown, OH
Ursuline



SEASON/CAREER HIGHS

POINTS

Season 17 vs. Bryant, 11/16/22
Career 27 at Boston College, 2/20/20

REBOUNDS

Season 7 vs. Ball State, 12/11/22
Career 10 vs. Notre Dame, 3/4/20

ASSISTS

Season 4 at Coppin State, 11/7/22
Career 9 at Virginia Tech, 12/10/20

BLOCKS

Season 1, 4x; last vs. Ball State, 12/11/22
Career 3 vs. Wake Forest, 1/30/20

STEALS

Season 4 vs. Loyola (MD), 12/7/22
Career 4 at Penn State, 12/5/19

MINUTES

Season 33 at Coppin State, 11/7/22
Career 36, 3x; last at Clemson, 1/27/22

FIELD GOALS MADE

Season 6 vs. Bryant, 11/16/22
Career 10 at Penn State, 12/5/19

FIELD GOALS ATTEMPTED

Season 13 vs. George Mason, 11/12/22
Career 26 at Boston College, 2/20/20

3PT FIELD GOALS MADE

Season 4 vs. Bryant, 11/16/22
Career 4 vs. Bryant, 11/16/22

3PT FIELD GOALS ATTEMPTED

Season 7 vs. Bryant, 11/16/22
Career 8, 2x; last at Virginia, 2/20/22

FREE THROWS MADE

Season 7 vs. Louisville, 12/18/22
Career 8, 2x; last vs. #23 Texas A&M, 11/25/21

FREE THROWS ATTEMPTED

Season 9 vs. Ball State, 12/11/22
Career 11 vs. #23 Texas A&M, 11/25/21

PRODUCTION TRACKER

	21-22	22-23	Streak	Career
Scored 10+ Points	13	8	-	48
Scored 20+ Points	1	-	-	9
Led Pitt in Scoring	10	2	-	30
Had Multiple Assists	21	8	4	64
Led Pitt in Assists	15	6	1	48
Had Multiple Steals	5	6	1	34
Had 5+ Rebounds	7	4	1	35
Played 20+ Minutes	21	9	1	70
Played 30+ Minutes	11	3	1	34

ABOUT HARRIS: Athletic and strong guard with an uncanny ability to score the basketball. Loves to attack the rim and is great at finishing through contact. Continuing to improve outside shooting and pull up jumper.



2022-23 GAME-BY-GAME STATS

Opponent	Date	GS	MIN	Total		3-Pointers		Free throws		Rebounds				PF	A	TO	BLK	STL	PTS	AVG	
				FG-FGA	PCT	3FG-3FGA	PCT	FT-FTA	PCT	OFF	DEF	TOT	AVG								
at Coppin St.	11/07/2022	*	32:49	3-10	.300	1-2	.500	3-3	1.000	1	3	4	4.0	4	4	4	1	1	10	10.0	
George Mason	11/12/2022	*	25:45	4-13	.308	0-3	.000	4-5	.800	2	2	4	4.0	1	2	1	0	2	12	11.0	
Bryant	11/16/2022	*	22:31	6-10	.600	4-7	.571	1-2	.500	0	3	3	3.7	3	1	4	0	3	17	13.0	
Duquesne	11/19/2022	*	06:04	1-3	.333	0-1	.000	0-0	.000	0	0	0	2.8	1	0	0	0	0	2	10.3	
vs Towson	11/25/2022	*	27:39	5-10	.500	2-3	.667	2-3	.667	1	4	5	3.2	3	3	1	0	1	14	11.0	
vs DePaul	11/26/2022	*	23:40	3-8	.375	0-4	.000	0-0	.000	5	0	5	3.5	2	2	3	1	2	6	10.2	
vs Maryland	11/27/2022	*	16:41	0-3	.000	0-2	.000	0-2	.000	2	2	4	3.6	2	1	1	1	0	0	8.7	
Illinois	11/30/2022	*	26:32	5-10	.500	2-5	.400	4-4	1.000	0	1	1	3.3	4	1	1	0	2	16	9.6	
Loyola Maryland	12/07/2022	*	15:53	4-5	.800	1-1	1.000	1-2	.500	0	2	2	3.1	1	1	2	0	4	10	9.7	
Ball St.	12/11/2022		31:29	4-12	.333	0-3	.000	5-9	.556	3	4	7	3.5	2	3	2	1	1	13	10.0	
Louisville	12/18/2022	*	22:30	1-5	.200	1-1	1.000	7-8	.875	3	0	3	3.5	2	2	2	0	0	10	10.0	
North Ala.	12/21/2022	*	16:43	2-5	.400	0-2	.000	0-0	.000	0	0	0	3.2	2	2	0	0	0	4	9.5	
at Wake Forest	12/29/2022	*	29:55	3-8	.375	0-0	.000	1-2	.500	0	5	5	3.3	4	3	5	0	2	7	9.3	
Totals			12	298:12	41-102	.402	11-34	.324	28-40	.700	17	26	43	3.3	31	25	26	4	18	121	9.3

Player Averages

Games Played	Minutes/game	Points/game	FG Pct	3FG Pct	FT Pct	Rebounds/game	Assists/game	Turnovers/game	Assist/Turnover ratio	Steals/game	Blocks/game
13	22.9	9.3	40.2	32.4	70.0	3.3	1.9	2.0	1.0	1.4	0.3

CAREER STATS

SEASON	TEAM	GP-GS	MIN/AVG	FG-FGA	FG%	3FG-3FGA	3FG%	FT-FTA	FT%	OFF	DEF	TOT	AVG	PF-FO	A	TO	BLK	STL	PTS	AVG
2019-20	UP	30-24	832/27.7	139-400	.348	20-75	.267	82-126	.651	29	106	135	4.5	90-5	79	134	7	53	380	12.7
2020-21	UP	15-15	401/26.7	70-186	.376	2-19	.105	44-57	.772	13	52	65	4.3	40-2	70	63	3	20	186	12.4
2021-22	UP	27-19	690/25.5	92-275	.335	16-47	.340	59-78	.756	16	63	79	2.9	54-1	79	72	2	19	259	9.6
2022-23	UP	13-12	298/22.9	41-102	.402	11-34	.324	28-40	.700	17	26	43	3.3	31-0	25	26	4	18	121	9.3
TOTAL		85-70	2220/26.1	342-963	.355	49-175	.280	213-301	.708	75	247	322	3.8	215-8	253	295	16	110	946	11.1

2 LIATU KING

JR | Guard | 6-0 | Washington, D.C.
Bishop McNamara



PRODUCTION TRACKER

	21-22	22-23	Streak	Career
Scored 5+ Points	17	12	2	39
Scored 10+ Points	11	5	-	17
Had 5+ Rebounds	17	11	4	36
Had 10+ Rebounds	6	5	-	12
Led Pitt in Rebounds	8	8	-	20
Played 20+ Minutes	14	9	-	27
Played 30+ Minutes	4	4	-	8
Recorded a Double-Double	4	3	-	7



ABOUT KING: Super strong post player with a knack for finding the basketball. Solid defender with a good pull up jump shot game. Good rebounder who loves to attack the basket.

SEASON/CAREER HIGHS

POINTS

Season 26 vs. North Alabama, 12/21/22
Career 26 vs. North Alabama, 12/21/22

REBOUNDS

Season 16 vs. North Alabama, 12/21/22
Career 19, 2x; last vs. Northwestern, 11/26/21

ASSISTS

Season 3 vs. Illinois, 11/30/22
Career 4 vs. Radford, 11/10/21

BLOCKS

Season 4, 2x; last vs. Ball State, 12/11/22
Career 4, 3x; last vs. Ball State, 12/11/22

STEALS

Season 4 vs. George Mason, 11/12/22
Career 4, 2x; last vs. George Mason, 11/12/22

MINUTES

Season 39 vs. Ball State, 12/11/22
Career 39 vs. Ball State, 12/11/22

FIELD GOALS MADE

Season 10 vs. Duquesne, 11/19/22
Career 10 vs. Duquesne, 11/19/22

FIELD GOALS ATTEMPTED

Season 19 vs. Ball State, 12/11/22
Career 19 vs. Ball State, 12/11/22

3PT FIELD GOALS MADE

Season --
Career --

3PT FIELD GOALS ATTEMPTED

Season --
Career --

FREE THROWS MADE

Season 8 vs. North Alabama, 12/21/22
Career 9 vs. Northwestern, 11/26/21

FREE THROWS ATTEMPTED

Season 10 vs. North Alabama, 12/21/22
Career 12 vs. Northwestern, 11/26/21

2022-23 GAME-BY-GAME STATS

Opponent	Date	GS	MIN	Total		3-Pointers		Free throws		Rebounds				PF	A	TO	BLK	STL	PTS	AVG
				FG-FGA	PCT	3FG-3FGA	PCT	FT-FTA	PCT	OFF	DEF	TOT	AVG							
at Coppin St.	11/07/2022		21:41	3-6	.500	0-0	.000	3-3	1.000	4	3	7	7.0	0	2	3	2	1	9	9.0
George Mason	11/12/2022	*	30:01	3-8	.375	0-0	.000	1-4	.250	3	8	11	9.0	2	1	0	4	4	7	8.0
Bryant	11/16/2022	*	19:31	5-7	.714	0-0	.000	0-1	.000	5	9	14	10.7	1	2	2	0	1	10	8.7
Duquesne	11/19/2022	*	30:52	10-17	.588	0-0	.000	5-6	.833	2	9	11	10.8	2	0	0	3	1	25	12.8
vs Towson	11/25/2022	*	24:31	4-10	.400	0-0	.000	1-2	.500	2	6	8	10.2	2	2	0	0	1	9	12.0
vs DePaul	11/26/2022	*	23:13	2-8	.250	0-0	.000	2-4	.500	5	9	14	10.8	2	2	2	2	1	6	11.0
vs Maryland	11/27/2022	*	16:45	3-4	.750	0-0	.000	2-4	.500	1	3	4	9.9	2	1	3	0	1	8	10.6
Illinois	11/30/2022	*	23:59	5-10	.500	0-0	.000	1-2	.500	2	5	7	9.5	1	3	1	0	0	11	10.6
Loyola Maryland	12/07/2022	*	16:53	3-8	.375	0-0	.000	3-6	.500	2	2	4	8.9	3	0	0	0	1	9	10.4
Ball St.	12/11/2022	*	39:28	8-19	.421	0-0	.000	3-5	.600	4	3	7	8.7	1	0	1	4	0	19	11.3
Louisville	12/18/2022	*	17:53	1-6	.167	0-0	.000	0-0	.000	1	5	6	8.5	4	1	1	2	1	2	10.5
North Ala.	12/21/2022	*	29:53	9-17	.529	0-0	.000	8-10	.800	8	8	16	9.1	2	2	4	3	1	26	11.8
at Wake Forest	12/29/2022	*	16:43	4-11	.364	0-0	.000	1-1	1.000	2	3	5	8.8	2	0	4	0	0	9	11.5
Totals			12 311:22	60-131	.458	0-0	.000	30-48	.625	41	73	114	8.8	24	16	21	20	13	150	11.5

Player Averages

Games Played	Minutes/game	Points/game	FG Pct	3FG Pct	FT Pct	Rebounds/game	Assists/game	Turnovers/game	Assist/Turnover ratio	Steals/game	Blocks/game
13	24.0	11.5	45.8	0.0	62.5	8.8	1.2	1.6	0.8	1.0	1.5

CAREER STATS

SEASON	TEAM	GP-GS	MIN/AVG	Field Goals		3-Point		F-Throws		Rebounds				Scoring						
				FG-FGA	FG%	3FG-3FGA	3FG%	FT-FTA	FT%	OFF	DEF	TOT	AVG	PF-FO	A	TO	BLK	STL	PTS	AVG
2020-21	UP	19-0	273/14.3	41-89	.461	0-0	.000	13-22	.591	37	51	88	4.6	30-0	11	17	8	7	95	5.0
2021-22	UP	26-16	515/19.8	77-174	.443	0-0	.000	40-70	.571	76	109	185	7.1	47-2	27	43	19	15	194	7.5
2022-23	UP	13-12	311/24.0	60-131	.458	0-0	.000	30-48	.625	41	73	114	8.8	24-0	16	21	20	13	150	11.5
TOTAL		58-28	1099/18.9	178-394	.452	0-0	.000	83-140	.593	154	233	387	6.7	101-2	54	81	47	35	439	7.6

3 TAISHA EXANOR

JR | Guard | 6-0 | Chateauguy, Quebec, Canada
Dawson College



PRODUCTION TRACKER

	21-22	22-23	Streak	Career
Scored 5+ Points	11	4	-	18
Scored 10+ Points	4	2	-	6
Had 5+ Rebounds	9	2	2	11
Had an Assist	10	7	-	22
Had Multiple Steals	8	1	-	10
Made A Three-Pointer	6	-	-	12
Played 20+ Minutes	14	1	-	17
Played 30+ Minutes	-	-	-	-



ABOUT EXANOR: Athletic and super long guard with great range and shooting touch. Has a high basketball IQ and causes issues defensively because of her length. Improving off the dribble and rebounding.

SEASON/CAREER HIGHS

POINTS

Season 14 vs. North Alabama, 12/21/22
Career 14 vs. North Alabama, 12/21/22

REBOUNDS

Season 6 vs. North Alabama, 12/21/22
Career 11 vs. LIU, 11/17/21

ASSISTS

Season 2 vs. North Alabama, 12/21/22
Career 3 vs. Radford, 11/10/21

BLOCKS

Season 2 vs. Bryant, 11/16/22
Career 2 vs. Bryant, 11/16/22

STEALS

Season 3 vs. Louisville, 12/18/22
Career 3, 4x; last vs. Louisville, 12/18/22

MINUTES

Season 20 vs. North Alabama, 12/21/22
Career 28 at Georgia Tech, 2/28/21

FIELD GOALS MADE

Season 7 vs. North Alabama, 12/21/22
Career 7 vs. North Alabama, 12/21/22

FIELD GOALS ATTEMPTED

Season 11 vs. North Alabama, 12/21/22
Career 11 vs. North Alabama, 12/21/22

3PT FIELD GOALS MADE

Season --
Career 3 at Ball State, 12/4/21

3PT FIELD GOALS ATTEMPTED

Season 1, 3x; last vs. North Alabama, 12/21/22
Career 5 at Ball State, 12/4/21

FREE THROWS MADE

Season 2, 3x; last vs. #14 Maryland, 11/27/22
Career 3 vs. South Dakota, 11/27/21

FREE THROWS ATTEMPTED

Season 3, 2x; last vs. Bryant, 11/16/22
Career 4, 2x; last vs. South Dakota, 11/27/21

2022-23 GAME-BY-GAME STATS

Opponent	Date	GS	MIN	Total		3-Pointers		Free throws		Rebounds				PF	A	TO	BLK	STL	PTS	AVG
				FG-FGA	PCT	3FG-3FGA	PCT	FT-FTA	PCT	OFF	DEF	TOT	AVG							
George Mason	11/12/2022		14:04	2-6	.333	0-0	.000	2-3	.667	3	1	4	4.0	2	1	0	0	1	6	6.0
Bryant	11/16/2022		13:36	2-3	.667	0-0	.000	2-3	.667	0	5	5	4.5	1	0	1	2	0	6	6.0
Duquesne	11/19/2022		03:48	2-2	1.000	0-0	.000	0-0	.000	1	1	2	3.7	0	0	1	0	0	4	5.3
vs Towson	11/25/2022		04:25	0-0	.000	0-0	.000	0-0	.000	0	0	0	2.8	1	1	0	0	0	0	4.0
vs DePaul	11/26/2022		05:43	2-3	.667	0-0	.000	0-0	.000	0	0	0	2.2	0	1	0	1	0	4	4.0
vs Maryland	11/27/2022		10:38	1-3	.333	0-1	.000	2-2	1.000	3	1	4	2.5	0	1	0	0	0	4	4.0
Illinois	11/30/2022		14:32	2-2	1.000	0-0	.000	0-0	.000	2	0	2	2.4	0	1	0	1	0	4	4.0
Loyola Maryland	12/07/2022		19:05	3-4	.750	0-1	.000	0-0	.000	2	2	4	2.6	3	0	2	0	1	6	4.3
Ball St.	12/11/2022		00:59	0-0	.000	0-0	.000	0-0	.000	0	0	0	2.3	0	0	0	0	0	0	3.8
Louisville	12/18/2022		16:00	6-7	.857	0-0	.000	0-0	.000	1	2	3	2.4	1	1	0	0	3	12	4.6
North Ala.	12/21/2022		20:09	7-11	.636	0-1	.000	0-1	.000	4	2	6	2.7	1	2	1	1	0	14	5.5
at Wake Forest	12/29/2022		12:57	1-4	.250	0-0	.000	0-0	.000	3	2	5	2.9	4	0	1	0	1	2	5.2
Totals			0 135:57	28-45	.622	0-3	.000	6-9	.667	19	16	35	2.9	13	8	6	5	6	62	5.2

Player Averages

Games Played	Minutes/game	Points/game	FG Pct	3FG Pct	FT Pct	Rebounds/game	Assists/game	Turnovers/game	Assist/Turnover ratio	Steals/game	Blocks/game
12	11.3	5.2	62.2	0.0	66.7	2.9	0.7	0.5	1.3	0.5	0.4

CAREER STATS

SEASON	TEAM	GP-GS	MIN/AVG	Field Goals		3-Point		F-Throws		Rebounds				Scoring						
				FG-FGA	FG%	3FG-3FGA	3FG%	FT-FTA	FT%	OFF	DEF	TOT	AVG	PF-FO	A	TO	BLK	STL	PTS	AVG
2020-21	UP	16-0	151/9.4	14-47	.298	7-30	.233	1-2	.500	11	12	23	1.4	19-0	5	5	2	8	36	2.3
2021-22	UP	29-4	468/16.1	46-113	.407	8-34	.235	13-20	.650	32	67	99	3.4	44-0	15	55	7	26	113	3.9
2022-23	UP	12-0	136/11.3	28-45	.622	0-3	.000	6-9	.667	19	16	35	2.9	13-0	8	6	5	6	62	5.2
TOTAL		57-4	755/13.2	88-205	.429	15-67	.224	20-31	.645	62	95	157	2.8	76-0	28	66	14	40	211	3.7

4 EMY HAYFORD

SR | Guard | 5-8 | Maastricht, Netherlands
Calandlyceum



SEASON/CAREER HIGHS

POINTS

Season 7 vs. Loyola (MD), 12/7/22
Career 15 vs. Radford, 11/10/21

REBOUNDS

Season 5 vs. Ball State, 12/11/22
Career 10 vs. Fairleigh Dickinson, 11/19/19

ASSISTS

Season 5 vs. Bryant, 11/16/22
Career 6 vs. Lafayette, 11/12/21

BLOCKS

Season --
Career 1, 5x; last at Clemson, 1/27/22

STEALS

Season 2 vs. Ball State, 12/11/22
Career 4 vs. Boston College, 3/3/21

MINUTES

Season 27 vs. Ball State, 12/11/22
Career 33 vs. Duke, 2/13/20

FIELD GOALS MADE

Season 3 vs. Loyola (MD), 12/7/22
Career 7 vs. Radford, 11/10/21

FIELD GOALS ATTEMPTED

Season 3, 4x; last vs. Loyola (MD), 12/7/22
Career 10, 3x; last vs. #8 NC State, 1/23/20

3PT FIELD GOALS MADE

Season 1 vs. Loyola (MD), 12/7/22
Career 3 at Penn State, 12/5/19

3PT FIELD GOALS ATTEMPTED

Season 2 vs. DePaul, 11/26/22
Career 8 at Clemson, 1/16/20

FREE THROWS MADE

Season 3 vs. #14 Maryland, 11/27/22
Career 5, 2x; last at Boston College, 2/15/22

FREE THROWS ATTEMPTED

Season 4 vs. #14 Maryland, 11/27/22
Career 8 vs. Northwestern, 11/26/21

PRODUCTION TRACKER

	21-22	22-23	Streak	Career
Scored 5+ Points	13	2	-	38
Scored 10+ Points	2	-	-	4
Had Multiple Assists	18	8	2	45
Led Pitt in Assists	7	3	1	18
Had Multiple Steals	7	1	-	17
Led Pitt in Steals	6	-	-	15
Played 20+ Minutes	16	3	-	44
Played 30+ Minutes	3	-	-	7

ABOUT HAYFORD: Explosive guard with an knack for getting to the bucket. Her quickness makes her an asset in the open floor. Great court vision makes her dangerous passing the ball.



2022-23 GAME-BY-GAME STATS

Opponent	Date	GS	MIN	Total		3-Pointers		Free throws		Rebounds				PF	A	TO	BLK	STL	PTS	AVG
				FG-FGA	PCT	3FG-3FGA	PCT	FT-FTA	PCT	OFF	DEF	TOT	AVG							
at Coppin St.	11/07/2022		17:51	1-3	.333	0-1	.000	0-0	.000	0	1	1	1.0	1	1	1	0	0	2	2.0
George Mason	11/12/2022		10:37	1-2	.500	0-0	.000	0-1	.000	1	2	3	2.0	0	0	2	0	1	2	2.0
Bryant	11/16/2022		13:09	0-0	.000	0-0	.000	0-0	.000	0	2	2	2.0	2	5	2	0	1	0	1.3
Duquesne	11/19/2022	*	24:47	1-3	.333	0-0	.000	1-2	.500	3	1	4	2.5	2	4	1	0	0	3	1.8
vs Towson	11/25/2022		11:54	0-1	.000	0-1	.000	0-0	.000	0	3	3	2.6	4	2	3	0	1	0	1.4
vs DePaul	11/26/2022	*	19:49	0-3	.000	0-2	.000	0-0	.000	0	0	0	2.2	1	0	2	0	1	0	1.2
vs Maryland	11/27/2022	*	12:25	1-2	.500	0-0	.000	3-4	.750	1	1	2	2.1	1	4	1	0	1	5	1.7
Illinois	11/30/2022		04:34	0-0	.000	0-0	.000	0-0	.000	1	0	1	2.0	1	0	0	0	0	0	1.5
Loyola Maryland	12/07/2022	*	09:27	3-3	1.000	1-1	1.000	0-0	.000	1	1	2	2.0	4	3	2	0	0	7	2.1
Ball St.	12/11/2022	*	27:07	1-3	.333	0-1	.000	2-2	1.000	3	2	5	2.3	5	2	5	0	2	4	2.3
Louisville	12/18/2022	*	09:11	0-2	.000	0-0	.000	0-2	.000	0	0	0	2.1	0	0	3	0	0	0	2.1
North Ala.	12/21/2022		09:19	0-1	.000	0-0	.000	0-0	.000	0	0	0	1.9	3	2	1	0	0	0	1.9
at Wake Forest	12/29/2022		15:32	0-1	.000	0-0	.000	0-0	.000	0	1	1	1.8	2	3	1	0	0	0	1.8
Totals		6	185:43	8-24	.333	1-6	.167	6-11	.545	10	14	24	1.8	26	26	24	0	7	23	1.8

Player Averages

Games Played	Minutes/game	Points/game	FG Pct	3FG Pct	FT Pct	Rebounds/game	Assists/game	Turnovers/game	Assist/Turnover ratio	Steals/game	Blocks/game
13	14.3	1.8	33.3	16.7	54.5	1.8	2.0	1.8	1.1	0.5	0.0

CAREER STATS

SEASON	TEAM	GP-GS	MIN/AVG	FG-FGA	FG%	3FG-3FGA	3FG%	FT-FTA	FT%	OFF	DEF	TOT	AVG	PF-FO	A	TO	BLK	STL	PTS	AVG
2019-20	UP	31-11	684/22.1	53-192	.276	17-86	.198	24-41	.585	33	67	100	3.2	61-2	36	65	4	18	147	4.7
2020-21	UP	19-3	349/18.4	25-84	.298	2-19	.105	14-15	.933	16	28	44	2.3	32-1	39	49	0	16	66	3.5
2021-22	UP	29-19	579/20.0	43-129	.333	10-32	.313	27-43	.628	12	38	50	1.7	50-0	53	65	1	25	123	4.2
2022-23	UP	13-6	186/14.3	8-24	.333	1-6	.167	6-11	.545	10	14	24	1.8	26-1	26	24	0	7	23	1.8
TOTAL		92-39	1797/19.5	129-429	.301	30-143	.210	71-110	.645	71	147	218	2.4	169-4	154	203	5	66	359	3.9

5 AMBER BROWN

SR | Forward | 6-0 | Monroe, LA
Little Rock Christian Academy



SEASON/CAREER HIGHS

POINTS

Season 20 vs. Ball State, 12/11/22
Career 20, 2x; last vs. Ball State, 12/11/22

REBOUNDS

Season 17 vs. Ball State, 12/11/22
Career 17 vs. Ball State, 12/11/22

ASSISTS

Season 4 vs. Bryant, 11/16/22
Career 5, 2x; last vs. Lafayette, 11/12/21

BLOCKS

Season 3 vs. Ball State, 12/11/22
Career 3 vs. Ball State, 12/11/22

STEALS

Season 2, 3x; last at Wake Forest, 12/28/22
Career 4 vs. Clemson, 12/13/20

MINUTES

Season 42 vs. Ball State, 12/11/22
Career 42 vs. Ball State, 12/11/22

FIELD GOALS MADE

Season 7 vs. Ball State, 12/11/22
Career 7, 4x; last vs. Ball State, 12/11/22

FIELD GOALS ATTEMPTED

Season 10 vs. Ball State, 12/11/22
Career 14 at Penn State, 12/5/19

3PT FIELD GOALS MADE

Season --
Career --

3PT FIELD GOALS ATTEMPTED

Season --
Career 1 at Virginia Tech, 1/9/20

FREE THROWS MADE

Season 6, 3x; last at Wake Forest, 12/28/22
Career 8, 2x; last vs. Syracuse, 2/7/21

FREE THROWS ATTEMPTED

Season 8 vs. Ball State, 12/11/22
Career 14 vs. Notre Dame, 1/2/20

PRODUCTION TRACKER

	21-22	22-23	Streak	Career
Scored 5+ Points	27	9	2	74
Scored 10+ Points	13	5	2	41
Had 5+ Rebounds	17	7	1	64
Had 10+ Rebounds	4	1	-	16
Led Pitt in Rebounds	9	2	1	32
Played 20+ Minutes	27	12	10	87
Played 30+ Minutes	8	1	-	36
Recorded a Double-Double	3	1	-	9

ABOUT BROWN: Ferocious rebounder with a knack for finding the ball off the rim. Strong in the open court with a great ability to finish at the hoop through contact. Added speed and improved her jumper during the offseason.



2022-23 GAME-BY-GAME STATS

Opponent	Date	GS	MIN	Total		3-Pointers		Free throws		Rebounds				PF	A	TO	BLK	STL	PTS	AVG
				FG-FGA	PCT	3FG-3FGA	PCT	FT-FTA	PCT	OFF	DEF	TOT	AVG							
at Coppin St.	11/07/2022	*	26:33	3-3	1.000	0-0	.000	2-2	1.000	2	3	5	5.0	3	0	0	0	1	8	8.0
George Mason	11/12/2022	*	24:53	6-9	.667	0-0	.000	3-3	1.000	3	2	5	5.0	1	2	1	1	1	15	11.5
Bryant	11/16/2022	*	18:21	3-5	.600	0-0	.000	1-2	.500	3	0	3	4.3	1	4	1	0	1	7	10.0
Duquesne	11/19/2022	*	28:47	1-5	.200	0-0	.000	0-0	.000	0	8	8	5.3	1	0	1	0	1	2	8.0
vs Towson	11/25/2022	*	23:35	2-5	.400	0-0	.000	3-4	.750	2	5	7	5.6	0	2	1	0	0	7	7.8
vs DePaul	11/26/2022	*	23:39	2-3	.667	0-0	.000	0-4	.000	0	2	2	5.0	1	1	0	0	1	4	7.2
vs Maryland	11/27/2022	*	22:14	3-8	.375	0-0	.000	0-0	.000	1	2	3	4.7	3	0	3	0	0	6	7.0
Illinois	11/30/2022	*	25:20	2-6	.333	0-0	.000	6-6	1.000	1	3	4	4.6	2	1	3	0	2	10	7.4
Loyola Maryland	12/07/2022	*	22:29	2-4	.500	0-0	.000	0-0	.000	0	2	2	4.3	0	0	0	0	2	4	7.0
Ball St.	12/11/2022	*	41:59	7-10	.700	0-0	.000	6-8	.750	3	14	17	5.6	0	2	2	3	0	20	8.3
Louisville	12/18/2022	*	22:47	1-3	.333	0-0	.000	1-3	.333	1	4	5	5.5	1	3	0	0	1	3	7.8
North Ala.	12/21/2022	*	28:42	4-7	.571	0-0	.000	4-5	.800	0	4	4	5.4	0	1	3	0	1	12	8.2
at Wake Forest	12/29/2022	*	26:43	3-7	.429	0-0	.000	6-7	.857	3	3	6	5.5	1	0	2	0	2	12	8.5
Totals			13 336:02	39-75	.520	0-0	.000	32-44	.727	19	52	71	5.5	14	16	17	4	13	110	8.5

Player Averages

Games Played	Minutes/game	Points/game	FG Pct	3FG Pct	FT Pct	Rebounds/game	Assists/game	Turnovers/game	Assist/Turnover ratio	Steals/game	Blocks/game
13	25.8	8.5	52.0	0.0	72.7	5.5	1.2	1.3	0.9	1.0	0.3

CAREER STATS

SEASON	TEAM	GP-GS	MIN/AVG	FG-FGA	FG%	3FG-3FGA	3FG%	FT-FTA	FT%	OFF	DEF	TOT	AVG	PF-FO	A	TO	BLK	STL	PTS	AVG
2019-20	UP	31-31	987/31.8	106-255	.416	0-1	.000	69-115	.600	80	158	238	7.7	64-0	44	79	10	28	281	9.1
2020-21	UP	19-19	479/25.2	45-100	.450	0-0	.000	48-78	.615	40	75	115	6.1	44-2	28	32	2	15	138	7.3
2021-22	UP	30-30	784/26.1	94-199	.472	0-0	.000	92-142	.648	59	120	179	6.0	44-0	57	83	2	29	280	9.3
2022-23	UP	13-13	336/25.8	39-75	.520	0-0	.000	32-44	.727	19	52	71	5.5	14-0	16	17	4	13	110	8.5
TOTAL		93-93	2586/27.8	284-629	.452	0-1	.000	241-379	.636	198	405	603	6.5	166-2	145	211	18	85	809	8.7

10 CHANNISE LEWIS

GR | Guard | 5-8 | Graduate Student
Miami, Florida | Miami Country Day (Maryland)



PRODUCTION TRACKER

	21-22	22-23	Streak	Career
Scored 5+ Points	-	4	-	42
Scored 10+ Points	-	1	-	12
Had Multiple Assists	-	6	-	77
Had 10+ Assists	-	-	-	5
Had Multiple Steals	-	1	-	19
Made Multiple 3's	-	1	-	15
Played 20+ Minutes	-	4	-	61
Played 30+ Minutes	-	1	-	24



ABOUT LEWIS: Definition of a floor general. Has a very high basketball IQ and great leadership qualities. Great distributor who can shoot the deep ball or attack the hoop.

SEASON/CAREER HIGHS

POINTS

Season 11 at Coppin State, 11/7/22
Career 12 vs. Indiana, 1/16/18

REBOUNDS

Season 4, 2x; last vs. George Mason, 11/12/22
Career 9 vs. Georgia Tech, 11/29/18

ASSISTS

Season 5 vs. #14 Maryland, 11/27/22
Career 12 vs. #10 South Carolina, 11/18/18

BLOCKS

Season 1 vs. Bryant, 11/16/22
Career 2 vs. Ohio State, 3/4/18

STEALS

Season 2 vs. George Mason, 11/12/22
Career 5 vs. Iowa, 1/4/18

MINUTES

Season 31 vs. George Mason, 11/12/22
Career 40, 2x; last vs. Georgia, 11/24/18

FIELD GOALS MADE

Season 4 vs. #14 Maryland, 11/27/22
Career 5, 2x; last vs. Michigan, 3/9/19

FIELD GOALS ATTEMPTED

Season 9 vs. #14 Maryland, 11/27/22
Career 11 at Miami, 11/26/17

3PT FIELD GOALS MADE

Season 3 at Coppin State, 11/7/22
Career 3, 2x; last at Coppin State, 11/7/22

3PT FIELD GOALS ATTEMPTED

Season 4, 3x; last vs. #14 Maryland, 11/27/22
Career 7 at UConn, 11/19/17

FREE THROWS MADE

Season 3 vs. George Mason, 11/12/22
Career 5, 2x; last vs. Ohio State, 1/5/19

FREE THROWS ATTEMPTED

Season 3, 2x; last vs. Bryant, 11/16/22
Career 6, 3x; last at Rutgers, 12/14/20

2022-23 GAME-BY-GAME STATS

Opponent	Date	GS	MIN	Total		3-Pointers		Free throws		Rebounds				PF	A	TO	BLK	STL	PTS	AVG	
				FG-FGA	PCT	3FG-3FGA	PCT	FT-FTA	PCT	OFF	DEF	TOT	AVG								
at Coppin St.	11/07/2022	*	26:16	3-7	.429	3-4	.750	2-2	1.000	0	4	4	4.0	1	3	4	0	1	11	11.0	
George Mason	11/12/2022	*	31:08	1-5	.200	1-4	.250	3-3	1.000	0	4	4	4.0	2	2	2	0	2	6	8.5	
Bryant	11/16/2022	*	17:53	2-5	.400	1-3	.333	1-3	.333	0	1	1	3.0	0	3	0	1	0	6	7.7	
vs Towson	11/25/2022	*	12:56	0-4	.000	0-2	.000	0-0	.000	0	0	0	2.3	0	1	0	0	0	5.8		
vs Maryland	11/27/2022		24:35	4-9	.444	1-4	.250	0-0	.000	0	0	0	1.8	1	5	2	0	0	9	6.4	
Illinois	11/30/2022	*	22:08	0-2	.000	0-1	.000	0-0	.000	0	0	0	1.5	1	2	2	0	0	5.3		
Loyola Maryland	12/07/2022		09:51	0-1	.000	0-1	.000	0-0	.000	0	0	0	1.3	0	2	2	0	0	4.6		
Ball St.	12/11/2022		17:36	0-1	.000	0-0	.000	0-0	.000	0	1	1	1.3	1	0	2	0	0	4.0		
Louisville	12/18/2022		11:05	0-2	.000	0-1	.000	0-0	.000	0	0	0	1.1	0	1	0	0	0	3.6		
Totals			5	173:27	10-36	.278	6-20	.300	6-8	.750	0	10	10	1.1	6	19	14	1	3	32	3.6

Player Averages

Games Played	Minutes/game	Points/game	FG Pct	3FG Pct	FT Pct	Rebounds/game	Assists/game	Turnovers/game	Assist/Turnover ratio	Steals/game	Blocks/game
9	19.3	3.6	27.8	30.0	75.0	1.1	2.1	1.6	1.4	0.3	0.1

CAREER STATS

SEASON	TEAM	GP-GS	MIN/AVG	Field Goals		3-Point		F-Throws		Rebounds				Scoring						
				FG-FGA	FG%	3FG-3FGA	3FG%	FT-FTA	FT%	OFF	DEF	TOT	AVG	PF-FO	A	TO	BLK	STL	PTS	AVG
2017-18	MD	34-32	904/26.6	63-168	.375	32-81	.395	24-44	.545	8	57	65	1.9	64-1	160	64	9	40	182	5.4
2018-19	MD	34-13	893/26.3	53-138	.384	14-53	.264	23-34	.676	8	73	81	2.4	44-0	182	65	5	28	143	4.2
2020-21	MD	9-0	161/17.9	17-32	.531	7-13	.538	5-8	.625	1	5	6	0.7	15-0	31	11	0	1	46	5.1
2022-23	UP	9-5	173/19.3	10-36	.278	6-20	.300	6-8	.750	0	10	10	1.1	6-0	19	14	1	3	32	3.6
TOTAL FOR UP		9-5	173/19.3	10-36	.278	6-20	.300	6-8	.750	0	10	10	1.1	6-0	19	14	1	3	32	3.6
TOTAL		86-50	2131/24.8	143-374	.382	59-167	.353	58-94	.617	17	145	162	1.9	129-1	392	154	15	72	403	4.7

11 MARLEY WASHENITZ

FR | Guard | 5-7 | Fairmont, WV
Fairmont Senior



PRODUCTION TRACKER

	21-22	22-23	Streak	Career
Scored 5+ Points	-	4	-	4
Scored 10+ Points	-	2	-	2
Had Multiple Assists	-	7	-	7
Had Multiple Steals	-	1	-	1
Made a Three-Pointer	-	4	-	4
Played 10+ Minutes	-	8	-	8
Played 20+ Minutes	-	4	-	4



ABOUT WASHENITZ: The creative lefty has a knack for making plays at both ends of the court. High work rate and motor helps her create turnovers on defense. High basketball IQ with a great stroke from behind the arc.

SEASON/CAREER HIGHS

POINTS

Season 11 vs. Towson, 11/25/22
Career 11 vs. Towson, 11/25/22

REBOUNDS

Season 5 vs. Towson, 11/25/22
Career 5 vs. Towson, 11/25/22

ASSISTS

Season 5 vs. Loyola (MD), 12/7/22
Career 5 vs. Loyola (MD), 12/7/22

BLOCKS

Season 2 vs. Loyola (MD), 12/7/22
Career 2 vs. Loyola (MD), 12/7/22

STEALS

Season 3 vs. Louisville, 12/18/22
Career 3 vs. Louisville, 12/18/22

MINUTES

Season 27 vs. North Alabama, 12/21/22
Career 27 vs. North Alabama, 12/21/22

FIELD GOALS MADE

Season 4 vs. North Alabama, 12/21/22
Career 4 vs. North Alabama, 12/21/22

FIELD GOALS ATTEMPTED

Season 6, 4x; last vs. North Alabama, 12/21/22
Career 6, 4x; last vs. North Alabama, 12/21/22

3PT FIELD GOALS MADE

Season 2 vs. North Alabama, 12/21/22
Career 2 vs. North Alabama, 12/21/22

3PT FIELD GOALS ATTEMPTED

Season 4 vs. Loyola (MD), 12/7/22
Career 4 vs. Loyola (MD), 12/7/22

FREE THROWS MADE

Season 4 vs. Towson, 11/25/22
Career 4 vs. Towson, 11/25/22

FREE THROWS ATTEMPTED

Season 5 vs. Towson, 11/25/22
Career 5 vs. Towson, 11/25/22

2022-23 GAME-BY-GAME STATS

Opponent	Date	GS	MIN	Total		3-Pointers		Free throws		Rebounds				PF	A	TO	BLK	STL	PTS	AVG	
				FG-FGA	PCT	3FG-3FGA	PCT	FT-FTA	PCT	OFF	DEF	TOT	AVG								
at Coppin St.	11/07/2022		01:30	0-1	.000	0-0	.000	0-0	.000	0	0	0	0.0	2	0	0	0	1	0	0.0	
George Mason	11/12/2022		02:42	0-0	.000	0-0	.000	0-0	.000	0	0	0	0.0	0	0	0	0	0	0	0.0	
Bryant	11/16/2022		06:33	1-4	.250	0-0	.000	0-0	.000	0	1	1	0.3	2	1	0	0	1	2	0.7	
vs Towson	11/25/2022		16:41	3-6	.500	1-1	1.000	4-5	.800	2	3	5	1.5	2	4	2	1	1	11	3.3	
vs DePaul	11/26/2022		12:01	0-2	.000	0-1	.000	2-2	1.000	0	3	3	1.8	2	1	3	0	1	2	3.0	
vs Maryland	11/27/2022		14:57	2-4	.500	1-3	.333	0-0	.000	0	1	1	1.7	5	2	2	0	1	5	3.3	
Illinois	11/30/2022		19:32	2-5	.400	0-2	.000	0-0	.000	0	2	2	1.7	3	2	3	0	1	4	3.4	
Loyola Maryland	12/07/2022	*	24:47	1-6	.167	0-4	.000	0-0	.000	1	3	4	2.0	3	5	4	2	1	2	3.3	
Ball St.	12/11/2022	*	15:07	0-2	.000	0-1	.000	0-0	.000	0	1	1	1.9	5	3	3	0	0	2.9		
Louisville	12/18/2022	*	24:04	3-6	.500	1-3	.333	0-0	.000	1	1	2	1.9	2	3	4	0	3	7	3.3	
North Ala.	12/21/2022	*	27:24	4-6	.667	2-3	.667	0-0	.000	1	3	4	2.1	3	3	2	0	1	10	3.9	
at Wake Forest	12/29/2022		06:22	0-1	.000	0-0	.000	0-0	.000	0	0	0	1.9	1	0	0	0	1	0	3.6	
Totals			4	171:40	16-43	.372	5-18	.278	6-7	.857	5	18	23	1.9	30	24	23	3	12	43	3.6

Player Averages

Games Played	Minutes/game	Points/game	FG Pct	3FG Pct	FT Pct	Rebounds/game	Assists/game	Turnovers/game	Assist/Turnover ratio	Steals/game	Blocks/game
12	14.3	3.6	37.2	27.8	85.7	1.9	2.0	1.9	1.0	1.0	0.3

CAREER STATS

			Field Goals	3-Point	F-Throws	Rebounds				Scoring											
SEASON	TEAM	GP-GS	MIN/AVG	FG-FGA	FG%	3FG-3FGA	3FG%	FT-FTA	FT%	OFF	DEF	TOT	AVG	PF	FO	A	TO	BLK	STL	PTS	AVG
2022-23	UP	12-4	172/14.3	16-43	.372	5-18	.278	6-7	.857	5	18	23	1.9	30-2	24	23	3	12	43	3.6	
TOTAL		12-4	172/14.3	16-43	.372	5-18	.278	6-7	.857	5	18	23	1.9	30-2	24	23	3	12	43	3.6	



PRODUCTION TRACKER

	21-22	22-23	Streak	Career
Scored 5+ Points	-	6	-	6
Scored 10+ Points	-	-	-	-
Had Multiple Assists	-	1	-	1
Made Multiple Three-Pointers	-	4	-	4
Recorded a steal	-	4	-	4
Played 10+ Minutes	-	7	-	7
Played 20+ Minutes	-	1	-	1



ABOUT MALCOLM: The true definition of a winner who has a very high basketball IQ on the court. Elite shooting ability from behind the arc with an improving mid-range game. Has good length to help with getting deflections on the defensive end of the court.

SEASON/CAREER HIGHS

POINTS

Season 9, 2x; last vs. DePaul, 11/26/22
Career 9, 2x; last vs. DePaul, 11/26/22

REBOUNDS

Season 4 vs. Loyola (MD), 12/7/22
Career 4 vs. Loyola (MD), 12/7/22

ASSISTS

Season 2 vs. Bryant, 11/16/22
Career 2 vs. Bryant, 11/16/22

BLOCKS

Season --
Career --

STEALS

Season 2 vs. DePaul, 11/26/22
Career 2 vs. DePaul, 11/26/22

MINUTES

Season 22 vs. Louisville, 12/18/22
Career 22 vs. Louisville, 12/18/22

FIELD GOALS MADE

Season 3, 3x; last vs. DePaul, 11/26/22
Career 3, 3x; last vs. DePaul, 11/26/22

FIELD GOALS ATTEMPTED

Season 9, 2x; last vs. Louisville, 12/18/22
Career 9, 2x; last vs. Louisville, 12/18/22

3PT FIELD GOALS MADE

Season 3, 2x; last vs. DePaul, 11/26/22
Career 3, 2x; last vs. DePaul, 11/26/22

3PT FIELD GOALS ATTEMPTED

Season 8 vs. DePaul, 11/26/22
Career 8 vs. DePaul, 11/26/22

FREE THROWS MADE

Season --
Career --

FREE THROWS ATTEMPTED

Season --
Career --

2022-23 GAME-BY-GAME STATS

Opponent	Date	GS	MIN	Total		3-Pointers		Free throws		Rebounds				PF	A	TO	BLK	STL	PTS	AVG
				FG-FGA	PCT	3FG-3FGA	PCT	FT-FTA	PCT	OFF	DEF	TOT	AVG							
George Mason	11/12/2022		07:21	1-2	.500	1-2	.500	0-0	.000	0	1	1	1.0	1	0	0	0	0	3	3.0
Bryant	11/16/2022		19:29	3-5	.600	1-3	.333	0-0	.000	0	0	0	0.5	2	2	0	0	0	7	5.0
Duquesne	11/19/2022		13:56	1-4	.250	1-3	.333	0-0	.000	0	0	0	0.3	2	0	0	0	1	3	4.3
vs Towson	11/25/2022		15:41	3-4	.750	3-3	1.000	0-0	.000	0	3	3	1.0	1	1	1	0	1	9	5.5
vs DePaul	11/26/2022		16:37	3-9	.333	3-8	.375	0-0	.000	0	3	3	1.4	1	0	1	0	2	9	6.2
vs Maryland	11/27/2022		08:37	2-5	.400	1-2	.500	0-0	.000	1	1	2	1.5	2	0	1	0	0	5	6.0
Illinois	11/30/2022		07:51	1-3	.333	1-2	.500	0-0	.000	0	0	0	1.3	2	0	0	0	0	3	5.6
Loyola Maryland	12/07/2022		12:41	0-2	.000	0-2	.000	0-0	.000	0	4	4	1.6	2	1	1	0	0	0	4.9
Louisville	12/18/2022		22:22	2-9	.222	2-7	.286	0-0	.000	0	0	0	1.4	2	0	1	0	0	6	5.0
North Ala.	12/21/2022		14:59	2-3	.667	2-3	.667	0-0	.000	0	1	1	1.4	2	1	3	0	1	6	5.1
at Wake Forest	12/29/2022		05:19	0-1	.000	0-1	.000	0-0	.000	0	0	0	1.3	0	0	0	0	0	0	4.6
Totals			0 144:52	18-47	.383	15-36	.417	0-0	.000	1	13	14	1.3	17	5	8	0	5	51	4.6

Player Averages

Games Played	Minutes/game	Points/game	FG Pct	3FG Pct	FT Pct	Rebounds/game	Assists/game	Turnovers/game	Assist/Turnover ratio	Steals/game	Blocks/game
11	13.2	4.6	38.3	41.7	0.0	1.3	0.5	0.7	0.6	0.5	0.0

CAREER STATS

		Field Goals		3-Point		F-Throws		Rebounds				Scoring								
SEASON	TEAM	GP-GS	MIN/AVG	FG-FGA	FG%	3FG-3FGA	3FG%	FT-FTA	FT%	OFF	DEF	TOT	AVG	PF-FO	A	TO	BLK	STL	PTS	AVG
2022-23	UP	11-0	145/13.2	18-47	.383	15-36	.417	0-0	.000	1	13	14	1.3	17-0	5	8	0	5	51	4.6
TOTAL		11-0	145/13.2	18-47	.383	15-36	.417	0-0	.000	1	13	14	1.3	17-0	5	8	0	5	51	4.6

13 DESTINY STROTHER

SR | Guard | 5-9 | Flint, MI
Carmen-Ainsworth (Marquette)



PRODUCTION TRACKER

	21-22	22-23	Streak	Career
Scored 5+ Points	14	1	-	27
Scored 10+ Points	6	-	-	10
Had 5+ Rebounds	1	-	-	1
Had 5+ Assists	-	-	-	-
Made a Three-Pointer	21	3	-	42
Made Multiple Three-Pointers	13	1	-	24
Played 10+ Minutes	26	-	-	43
Played 20+ Minutes	14	-	-	22



ABOUT STROTHER: Athletic lefty who can really stroke it from behind the arc. Has a knack for scoring the basketball from deep or off the bounce. Very active on the defensive end of the court.

SEASON/CAREER HIGHS

POINTS

Season 6 vs. Duquesne, 11/19/22
Career 17 vs. LIU, 11/17/21

REBOUNDS

Season 4 vs. DePaul, 11/26/22
Career 8 at Duquesne, 11/20/21

ASSISTS

Season 1, 2x; last vs. North Alabama, 12/21/22
Career 4, 2x; last vs. Coppin State, 12/7/21

BLOCKS

Season --
Career 1, 3x; last vs. #2 NC State, 12/10/21

STEALS

Season --
Career 4, 2x; last at Syracuse, 1/30/22

MINUTES

Season 9 vs. DePaul, 11/26/22
Career 33 vs. #4 Louisville, 2/24/22

FIELD GOALS MADE

Season 2 vs. Duquesne, 11/19/22
Career 6, 2x; last vs. LIU, 11/17/21

FIELD GOALS ATTEMPTED

Season 2, 2x; last vs. Duquesne, 11/19/22
Career 15 vs. North Carolina, 2/14/21

3PT FIELD GOALS MADE

Season 2 vs. Duquesne, 11/19/22
Career 5 vs. LIU, 11/17/21

3PT FIELD GOALS ATTEMPTED

Season 3 vs. DePaul, 11/26/22
Career 14 vs. North Carolina, 2/14/21

FREE THROWS MADE

Season --
Career 4 vs. #2 NC State, 12/10/21

FREE THROWS ATTEMPTED

Season --
Career 6 at Virginia, 2/20/22

2022-23 GAME-BY-GAME STATS

Opponent	Date	GS	MIN	Total		3-Pointers		Free throws		Rebounds				PF	A	TO	BLK	STL	PTS	AVG	
				FG-FGA	PCT	3FG-3FGA	PCT	FT-FTA	PCT	OFF	DEF	TOT	AVG								
at Coppin St.	11/07/2022		07:13	0-1	.000	0-1	.000	0-0	.000	0	1	1	1.0	0	0	0	0	0	0	0.0	
George Mason	11/12/2022		01:39	0-2	.000	0-2	.000	0-0	.000	0	0	0	0.5	0	0	0	0	0	0	0.0	
Bryant	11/16/2022		06:16	0-0	.000	0-0	.000	0-0	.000	0	0	0	0.3	0	0	0	0	0	0	0.0	
Duquesne	11/19/2022		04:09	2-2	1.000	2-2	1.000	0-0	.000	0	1	1	0.5	1	0	0	0	0	6	1.5	
vs DePaul	11/26/2022		08:22	1-3	.333	1-3	.333	0-0	.000	0	4	4	1.2	0	1	0	0	0	3	1.8	
vs Maryland	11/27/2022		03:48	0-2	.000	0-1	.000	0-0	.000	1	0	1	1.2	0	0	0	0	0	0	1.5	
Loyola Maryland	12/07/2022		06:11	1-2	.500	1-1	1.000	0-0	.000	0	0	0	1.0	0	0	0	0	1	3	1.7	
Ball St.	12/11/2022		01:37	0-0	.000	0-0	.000	0-0	.000	0	0	0	0.9	0	0	0	0	0	0	1.5	
North Ala.	12/21/2022		01:41	0-0	.000	0-0	.000	0-0	.000	0	0	0	0.8	0	1	0	0	0	0	1.3	
at Wake Forest	12/29/2022		02:53	0-0	.000	0-0	.000	0-0	.000	0	1	1	0.8	0	0	0	0	0	0	1.2	
Totals			0	43:49	4-12	.333	4-10	.400	0-0	.000	1	7	8	0.8	1	2	0	0	1	12	1.2

Player Averages

Games Played	Minutes/game	Points/game	FG Pct	3FG Pct	FT Pct	Rebounds/game	Assists/game	Turnovers/game	Assist/Turnover ratio	Steals/game	Blocks/game
10	4.4	1.2	33.3	40.0	0.0	0.8	0.2	0.0	2.0	0.1	0.0

CAREER STATS

SEASON	TEAM	GP-GS	MIN/AVG	Field Goals		3-Point		F-Throws		Rebounds				Scoring						
				FG-FGA	FG%	3FG-3FGA	3FG%	FT-FTA	FT%	OFF	DEF	TOT	AVG	PF-FO	A	TO	BLK	STL	PTS	AVG
2019-20	Marq	17-0	46/2.7	5-12	.417	4-9	.444	0-2	.000	2	4	6	0.4	5-0	4	2	0	3	14	0.8
2020-21	UP	19-0	336/17.7	40-119	.336	29-97	.299	4-6	.667	7	25	32	1.7	14-0	6	13	2	7	113	5.9
2021-22	UP	30-6	552/18.4	53-177	.299	44-143	.308	9-14	.643	17	44	61	2.0	36-0	13	18	2	15	159	5.3
2022-23	UP	10-0	44/4.4	4-12	.333	4-10	.400	0-0	.000	1	7	8	0.8	1-0	2	0	0	1	12	1.2
TOTAL FOR UP		59-6	932/15.8	97-308	.315	77-250	.308	13-20	.650	25	76	101	1.7	51-0	21	31	4	23	284	4.8
TOTAL		76-6	978/12.9	102-320	.319	81-259	.313	13-22	.591	27	80	107	1.4	56-0	25	33	4	26	298	3.9

14 CYNTHIA EZEJA

R-JR | Forward | 6-3 | Athens, Greece
20th High School of Athens



PRODUCTION TRACKER

	21-22	22-23	Streak	Career
Scored 5+ Points	2	-	-	5
Scored 10+ Points	-	-	-	-
Had 5+ Rebounds	7	-	-	19
Had 10+ Rebounds	1	-	-	4
Led Pitt in Rebounding	3	-	-	7
Had a Blocked Shot	9	2	-	23
Played 20+ Minutes	1	-	-	5
Played 30+ Minutes	-	-	-	-



ABOUT EZEJA: Athletically gifted post player with an improving offensive game. Great rebounder, especially on the offensive glass, who attacks every ball off the rim. Physical on the defensive end of the court, making her hard to play against.

SEASON/CAREER HIGHS

POINTS

Season 1 vs. DePaul, 11/26/22
Career 8 at Syracuse, 1/30/22

REBOUNDS

Season 3 vs. Bryant, 11/16/22
Career 13 at Georgia Tech, 2/28/21

ASSISTS

Season --
Career 3 at NC State, 2/25/21

BLOCKS

Season 1, 2x; last vs. DePaul, 11/26/22
Career 3, 2x; last at Virginia Tech, 1/20/22

STEALS

Season --
Career 2, 2x; last vs. Notre Dame, 2/22/21

MINUTES

Season 5 vs. Bryant, 11/16/22
Career 26 at Georgia Tech, 2/28/21

FIELD GOALS MADE

Season --
Career 3, 3x; last at Syracuse, 1/30/22

FIELD GOALS ATTEMPTED

Season 2, 2x; last vs. #14 Maryland, 11/27/22
Career 6, 2x; last at Syracuse, 1/30/22

3PT FIELD GOALS MADE

Season --
Career --

3PT FIELD GOALS ATTEMPTED

Season --
Career --

FREE THROWS MADE

Season 1 vs. DePaul, 11/26/22
Career 2 at Syracuse, 1/30/22

FREE THROWS ATTEMPTED

Season 2 vs. DePaul, 11/26/22
Career 5 at Syracuse, 1/30/22

2022-23 GAME-BY-GAME STATS

Opponent	Date	GS	MIN	Total		3-Pointers		Free throws		Rebounds				PF	A	TO	BLK	STL	PTS	AVG
				FG-FGA	PCT	3FG-3FGA	PCT	FT-FTA	PCT	OFF	DEF	TOT	AVG							
George Mason	11/12/2022		01:11	0-0	.000	0-0	.000	0-0	.000	0	0	0	0.0	1	0	0	1	0	0	0.0
Bryant	11/16/2022		05:02	0-1	.000	0-0	.000	0-0	.000	0	3	3	1.5	1	0	0	0	0	0	0.0
vs DePaul	11/26/2022		03:29	0-2	.000	0-0	.000	1-2	.500	2	0	2	1.7	0	0	0	1	0	1	0.3
vs Maryland	11/27/2022		03:48	0-2	.000	0-0	.000	0-0	.000	1	1	2	1.8	1	0	0	0	0	0	0.3
Totals		0	13:30	0-5	.000	0-0	.000	1-2	.500	3	4	7	1.8	3	0	0	2	0	1	0.3

Player Averages

Games Played	Minutes/game	Points/game	FG Pct	3FG Pct	FT Pct	Rebounds/game	Assists/game	Turnovers/game	Assist/Turnover ratio	Steals/game	Blocks/game
4	3.4	0.3	0.0	0.0	50.0	1.8	0.0	0.0	0.0	0.0	0.5

CAREER STATS

SEASON	TEAM	GP-GS	MIN/AVG	Field Goals	3-Point	F-Throws	Rebounds	Scoring												
				FG-FGA	FG%	3FG-3FGA	3FG%	FT-FTA	FT%	OFF	DEF	TOT	AVG	PF-FO	A	TO	BLK	STL	PTS	AVG
2020-21	UP	17-4	289/17.0	23-47	.489	0-0	.000	4-22	.182	48	53	101	5.9	58-3	8	13	18	8	50	2.9
2021-22	UP	19-0	208/10.9	16-41	.390	0-0	.000	6-19	.316	37	38	75	3.9	43-1	1	13	16	4	38	2.0
2022-23	UP	4-0	13/3.4	0-5	.000	0-0	.000	1-2	.500	3	4	7	1.8	3-0	0	0	2	0	1	0.3
TOTAL		40-4	510/12.7	39-93	.419	0-0	.000	11-43	.256	88	95	183	4.6	104-4	9	26	36	12	89	2.2

21 MALIYAH JOHNSON

SO | G/F | 6-0 | Columbus, OH
Africentric Early College



PRODUCTION TRACKER

	21-22	22-23	Streak	Career
Scored 5+ Points	3	12	2	15
Scored 10+ Points	-	5	-	5
Had 5+ Rebounds	2	4	-	6
Made a Three-Pointer	4	10	-	14
Had Multiple Assists	-	5	-	5
Recorded a Steal	4	9	5	13
Played 20+ Minutes	2	9	2	11
Played 30+ Minutes	-	5	2	5

ABOUT JOHNSON: Athletic wing who likes to attack the rim and has a knack for scoring off the dribble. Has a good stroke from behind the arc and physical rebounding the ball.



SEASON/CAREER HIGHS

POINTS

Season 20 vs. Bryant, 11/16/22
Career 20 vs. Bryant, 11/16/22

REBOUNDS

Season 8 vs. George Mason, 11/12/22
Career 8 vs. George Mason, 11/12/22

ASSISTS

Season 3 vs. Loyola (MD), 12/7/22
Career 3 vs. Loyola (MD), 12/7/22

BLOCKS

Season 2 at Coppin State, 11/7/22
Career 2 at Coppin State, 11/7/22

STEALS

Season 3, 2x; last vs. Ball State, 12/11/22
Career 3, 3x; last vs. Ball State, 12/11/22

MINUTES

Season 33, 2x; last at Wake Forest, 12/28/22
Career 33, 2x; last at Wake Forest, 12/28/22

FIELD GOALS MADE

Season 7 vs. Bryant, 11/16/22
Career 7 vs. Bryant, 11/16/22

FIELD GOALS ATTEMPTED

Season 15 vs. Ball State, 12/11/22
Career 15 vs. Ball State, 12/11/22

3PT FIELD GOALS MADE

Season 4 vs. Bryant, 11/16/22
Career 4 vs. Bryant, 11/16/22

3PT FIELD GOALS ATTEMPTED

Season 7 vs. Ball State, 12/11/22
Career 7 vs. Ball State, 12/11/22

FREE THROWS MADE

Season 2, 3x; last vs. North Alabama, 12/21/22
Career 2, 3x; last vs. North Alabama, 12/21/22

FREE THROWS ATTEMPTED

Season 3 vs. Bryant, 11/16/22
Career 3 vs. Bryant, 11/16/22

2022-23 GAME-BY-GAME STATS

Opponent	Date	GS	MIN	Total		3-Pointers		Free throws		Rebounds				PF	A	TO	BLK	STL	PTS	AVG	
				FG-FGA	PCT	3FG-3FGA	PCT	FT-FTA	PCT	OFF	DEF	TOT	AVG								
at Coppin St.	11/07/2022	*	30:40	3-6	.500	1-2	.500	0-0	.000	1	5	6	6.0	4	1	1	2	0	7	7.0	
George Mason	11/12/2022	*	24:05	2-7	.286	1-5	.200	0-0	.000	2	6	8	7.0	1	2	2	0	3	5	6.0	
Bryant	11/16/2022	*	20:24	7-9	.778	4-6	.667	2-3	.667	1	2	3	5.7	0	2	0	0	1	20	10.7	
Duquesne	11/19/2022	*	32:43	3-7	.429	2-4	.500	0-0	.000	1	2	3	5.0	0	1	2	0	1	8	10.0	
vs Towson	11/25/2022	*	27:43	6-10	.600	0-2	.000	1-1	1.000	0	3	3	4.6	2	0	5	0	2	13	10.6	
vs DePaul	11/26/2022	*	17:30	2-8	.250	2-5	.400	0-0	.000	1	0	1	4.0	1	0	3	0	0	6	9.8	
vs Maryland	11/27/2022	*	28:29	4-10	.400	3-5	.600	0-0	.000	1	4	5	4.1	2	0	2	0	0	11	10.0	
Illinois	11/30/2022	*	23:38	3-6	.500	1-3	.333	2-2	1.000	0	1	1	3.8	2	1	2	0	0	9	9.9	
Loyola Maryland	12/07/2022		14:17	2-6	.333	1-3	.333	0-0	.000	0	0	0	3.3	1	3	2	0	1	5	9.3	
Ball St.	12/11/2022	*	32:04	4-15	.267	1-7	.143	1-2	.500	1	4	5	3.5	1	2	1	0	3	10	9.4	
Louisville	12/18/2022		15:09	0-1	.000	0-1	.000	0-0	.000	1	0	1	3.3	1	0	1	0	1	0	8.5	
North Ala.	12/21/2022		29:56	4-10	.400	1-5	.200	2-2	1.000	1	3	4	3.3	0	2	0	0	2	11	8.8	
at Wake Forest	12/29/2022	*	33:05	3-10	.300	0-3	.000	0-0	.000	1	3	4	3.4	1	0	0	0	1	6	8.5	
Totals			10	329:43	43-105	.410	17-51	.333	8-10	.800	11	33	44	3.4	16	14	21	2	15	111	8.5

Player Averages

Games Played	Minutes/game	Points/game	FG Pct	3FG Pct	FT Pct	Rebounds/game	Assists/game	Turnovers/game	Assist/Turnover ratio	Steals/game	Blocks/game
13	25.4	8.5	41.0	33.3	80.0	3.4	1.1	1.6	0.7	1.2	0.2

CAREER STATS

SEASON	TEAM	GP-GS		Field Goals		3-Point		F-Throws		Rebounds				Scoring								
		GP	GS	MIN	AVG	FG-FGA	FG%	3FG-3FGA	3FG%	FT-FTA	FT%	OFF	DEF	TOT	AVG	PF-FO	A	TO	BLK	STL	PTS	AVG
2021-22	UP	27	5	338	12.5	21-79	.266	5-32	.156	5-10	.500	15	34	49	1.8	12-0	8	17	1	6	52	1.9
2022-23	UP	13	10	330	25.4	43-105	.410	17-51	.333	8-10	.800	11	33	44	3.4	16-0	14	21	2	15	111	8.5
TOTAL		40-15		667	16.7	64-184	.348	22-83	.265	13-20	.650	26	67	93	2.3	28-0	22	38	3	21	163	4.1

22 GABBY HUTCHERSON

JR | Guard | 6-2 | Westerville, OH
Westerville South (Ohio State)



PRODUCTION TRACKER

	21-22	22-23	Streak	Career
Scored 5+ Points	5	8	1	19
Scored 10+ Points	1	3	1	5
Had 5+ Rebounds	3	3	-	9
Had a Blocked Shot	6	4	-	17
Made a Three-Pointer	7	7	1	23
Recorded a Steal	4	8	-	20
Played 10+ Minutes	9	11	1	29
Played 20+ Minutes	1	7	1	12

ABOUT HUTCHERSON: Long athletic post player who has the ability to shoot the ball from behind the arc. Great off the dribble and has a knack for making off balance shots. Lengthy on the defensive end of the court and her active hands force turnovers.



SEASON/CAREER HIGHS

POINTS

Season 12 vs. Loyola (MD), 12/7/22
Career 13 vs. Mount St. Mary's, 12/7/21

REBOUNDS

Season 8 at Coppin State, 11/7/22
Career 8 at Coppin State, 11/7/22

ASSISTS

Season 2, 3x; last at Wake Forest, 12/28/22
Career 2, 6x; last at Wake Forest, 12/28/22

BLOCKS

Season 4, 2x; last vs. Towson, 11/25/22
Career 4, 2x; last vs. Towson, 11/25/22

STEALS

Season 3 at Coppin State, 11/7/22
Career 3, 2x; last at Coppin State, 11/7/22

MINUTES

Season 24, 2x; last at Wake Forest, 12/28/22
Career 26 vs. Penn State, 1/4/21

FIELD GOALS MADE

Season 5 vs. Loyola (MD), 12/7/22
Career 5, 3x; last vs. Loyola (MD), 12/7/22

FIELD GOALS ATTEMPTED

Season 12 vs. Louisville, 12/18/22
Career 12 vs. Louisville, 12/18/22

3PT FIELD GOALS MADE

Season 2, 2x; last vs. Loyola (MD), 12/7/22
Career 3 vs. Mount St. Mary's, 12/7/21

3PT FIELD GOALS ATTEMPTED

Season 4, 2x; last at Wake Forest, 12/28/22
Career 5 vs. Alabama State, 12/15/21

FREE THROWS MADE

Season 2, 2x; last at Wake Forest, 12/28/22
Career 2, 6x; last at Wake Forest, 12/28/22

FREE THROWS ATTEMPTED

Season 4 vs. DePaul, 11/26/22
Career 4, 2x; last vs. DePaul, 11/26/22

2022-23 GAME-BY-GAME STATS

Opponent	Date	GS	MIN	Total		3-Pointers		Free throws		Rebounds				PF	A	TO	BLK	STL	PTS	AVG	
				FG-FGA	PCT	3FG-3FGA	PCT	FT-FTA	PCT	OFF	DEF	TOT	AVG								
at Coppin St.	11/07/2022	*	22:55	3-9	.333	1-1	1.000	0-0	.000	1	7	8	8.0	4	0	2	4	3	7	7.0	
George Mason	11/12/2022		10:39	1-3	.333	1-1	1.000	0-0	.000	0	1	1	4.5	3	1	3	0	1	3	5.0	
Bryant	11/16/2022		14:15	4-5	.800	1-1	1.000	0-0	.000	2	2	4	4.3	2	1	2	0	1	9	6.3	
Duquesne	11/19/2022		14:24	1-5	.200	0-2	.000	0-0	.000	1	3	4	4.3	0	1	1	0	1	2	5.3	
vs Towson	11/25/2022		24:17	3-10	.300	1-4	.250	0-0	.000	1	1	2	3.8	2	0	1	4	2	7	5.6	
vs DePaul	11/26/2022		22:07	4-8	.500	0-3	.000	2-4	.500	2	4	6	4.2	1	2	4	2	2	10	6.3	
vs Maryland	11/27/2022		19:49	2-8	.250	0-2	.000	0-0	.000	0	3	3	4.0	1	1	2	0	1	4	6.0	
Illinois	11/30/2022		16:09	2-6	.333	2-2	1.000	0-0	.000	0	0	0	3.5	0	0	1	0	0	6	6.0	
Loyola Maryland	12/07/2022		21:33	5-9	.556	2-3	.667	0-0	.000	1	4	5	3.7	2	2	2	1	0	12	6.7	
Ball St.	12/11/2022		07:34	0-2	.000	0-1	.000	0-0	.000	0	3	3	3.6	3	0	1	0	0	0	6.0	
Louisville	12/18/2022		23:20	4-12	.333	1-3	.333	0-0	.000	1	3	4	3.6	0	0	2	0	1	9	6.3	
North Ala.	12/21/2022		05:56	0-4	.000	0-2	.000	0-0	.000	1	2	3	3.6	0	0	0	0	0	0	5.8	
at Wake Forest	12/29/2022		23:37	4-8	.500	1-4	.250	2-2	1.000	0	3	3	3.5	3	2	4	0	0	11	6.2	
Totals			1	226:35	33-89	.371	10-29	.345	4-6	.667	10	36	46	3.5	21	10	25	11	12	80	6.2

Player Averages

Games Played	Minutes/game	Points/game	FG Pct	3FG Pct	FT Pct	Rebounds/game	Assists/game	Turnovers/game	Assist/Turnover ratio	Steals/game	Blocks/game
13	17.4	6.2	37.1	34.5	66.7	3.5	0.8	1.9	0.4	0.9	0.8

CAREER STATS

SEASON	TEAM	GP-GS	MIN/AVG	Field Goals		3-Point		F-Throws		Rebounds				Scoring						
				FG-FGA	FG%	3FG-3FGA	3FG%	FT-FTA	FT%	OFF	DEF	TOT	AVG	PF-FO	A	TO	BLK	STL	PTS	AVG
2020-21	OSU	18-0	207/11.5	20-51	.392	10-24	.417	5-8	.625	4	34	38	2.1	21-1	7	8	9	11	55	3.1
2021-22	OSU	18-0	184/10.2	23-59	.390	9-30	.300	5-8	.625	5	36	41	2.3	10-0	6	9	12	4	60	3.3
2022-23	UP	13-1	227/17.4	33-89	.371	10-29	.345	4-6	.667	10	36	46	3.5	21-0	10	25	11	12	80	6.2
TOTAL FOR UP	13-1	227/17.4	33-89	.371	10-29	.345	4-6	.667	10	36	46	3.5	21-0	10	25	11	12	80	6.2	
TOTAL	49-1	618/12.6	76-199	.382	29-83	.349	14-22	.636	19	106	125	2.6	52-1	23	42	32	27	195	4.0	

23 AVERY STRICKLAND

FR | Guard | 5-10 | Knoxville, TN
Farragut



PRODUCTION TRACKER

	21-22	22-23	Streak	Career
Scored 5+ Points	-	5	-	5
Scored 10+ Points	-	1	-	1
Had 5+ Rebounds	-	-	-	-
Made a Three-Pointer	-	6	-	6
Recorded a Steal	-	5	-	5
Had Multiple Assists	-	4	-	4
Played 10+ Minutes	-	13	13	13
Played 20+ Minutes	-	3	1	3



ABOUT STRICKLAND: Long and athletic player with a very high basketball IQ. Great decision maker who has range out behind the arc. Great off the dribble towards the hoop and has a knack for finding the ball off the glass or on the floor.

SEASON/CAREER HIGHS

POINTS

Season 17 vs. Loyola (MD), 12/7/22
Career 17 vs. Loyola (MD), 12/7/22

REBOUNDS

Season 3 vs. DePaul, 11/26/22
Career 3 vs. DePaul, 11/26/22

ASSISTS

Season 3 vs. Bryant, 11/16/22
Career 3 vs. Bryant, 11/16/22

BLOCKS

Season --
Career --

STEALS

Season 2 vs. Loyola (MD), 12/7/22
Career 2 vs. Loyola (MD), 12/7/22

MINUTES

Season 27 at Wake Forest, 12/28/22
Career 27 at Wake Forest, 12/28/22

FIELD GOALS MADE

Season 7 vs. Loyola (MD), 12/7/22
Career 7 vs. Loyola (MD), 12/7/22

FIELD GOALS ATTEMPTED

Season 8, 2x; last vs. Loyola (MD), 12/7/22
Career 8, 2x; last vs. Loyola (MD), 12/7/22

3PT FIELD GOALS MADE

Season 3 vs. Loyola (MD), 12/7/22
Career 3 vs. Loyola (MD), 12/7/22

3PT FIELD GOALS ATTEMPTED

Season 6 vs. DePaul, 11/26/22
Career 6 vs. DePaul, 11/26/22

FREE THROWS MADE

Season 2 vs. Duquesne, 11/19/22
Career 2 vs. Duquesne, 11/19/22

FREE THROWS ATTEMPTED

Season 4 vs. George Mason, 11/12/22
Career 4 vs. George Mason, 11/12/22

2022-23 GAME-BY-GAME STATS

Opponent	Date	GS	MIN	Total		3-Pointers		Free throws		Rebounds				PF	A	TO	BLK	STL	PTS	AVG
				FG-FGA	PCT	3FG-3FGA	PCT	FT-FTA	PCT	OFF	DEF	TOT	AVG							
at Coppin St.	11/07/2022		12:32	1-6	.167	0-4	.000	0-0	.000	0	0	0	0.0	2	0	0	0	1	2	2.0
George Mason	11/12/2022		14:33	1-6	.167	1-5	.200	1-4	.250	0	0	0	0.0	0	2	1	0	0	4	3.0
Bryant	11/16/2022		16:17	3-6	.500	1-3	.333	0-1	.000	1	1	2	0.7	1	3	1	0	1	7	4.3
Duquesne	11/19/2022		18:59	1-4	.250	0-1	.000	2-2	1.000	1	0	1	0.8	2	1	2	0	0	4	4.3
vs Towson	11/25/2022		10:38	1-2	.500	0-0	.000	0-0	.000	0	0	0	0.6	1	2	0	0	0	2	3.8
vs DePaul	11/26/2022		20:47	3-8	.375	2-6	.333	0-0	.000	2	1	3	1.0	1	0	1	0	1	8	4.5
vs Maryland	11/27/2022		17:14	2-6	.333	2-4	.500	0-0	.000	0	0	0	0.9	1	0	1	0	1	6	4.7
Illinois	11/30/2022		15:45	3-5	.600	2-3	.667	0-0	.000	1	0	1	0.9	0	2	1	0	0	8	5.1
Loyola Maryland	12/07/2022		21:46	7-8	.875	3-4	.750	0-0	.000	1	1	2	1.0	3	1	1	0	2	17	6.4
Ball St.	12/11/2022		09:59	0-2	.000	0-2	.000	0-0	.000	0	1	1	1.0	1	1	0	0	0	0	5.8
Louisville	12/18/2022		15:39	2-6	.333	0-3	.000	0-0	.000	0	0	0	0.9	1	1	0	0	0	4	5.6
North Ala.	12/21/2022	*	15:18	1-2	.500	0-0	.000	0-0	.000	0	1	1	0.9	0	1	0	0	0	2	5.3
at Wake Forest	12/29/2022	*	26:54	2-7	.286	0-2	.000	0-0	.000	1	3	4	1.2	2	1	3	0	0	4	5.2
Totals		2	216:21	27-68	.397	11-37	.297	3-7	.429	7	8	15	1.2	15	15	11	0	6	68	5.2

Player Averages

Games Played	Minutes/game	Points/game	FG Pct	3FG Pct	FT Pct	Rebounds/game	Assists/game	Turnovers/game	Assist/Turnover ratio	Steals/game	Blocks/game
13	16.6	5.2	39.7	29.7	42.9	1.2	1.2	0.8	1.4	0.5	0.0

CAREER STATS

SEASON	TEAM	GP-GS	MIN/AVG	Field Goals	3-Point	F-Throws	Rebounds	PF-FO				Assist/Turnover ratio	Steals	Blocks	PTS	AVG				
				FG-FGA	FG%	3FG-3FGA	3FG%	FT-FTA	FT%	OFF	DEF	TOT	AVG	A	TO	BLK	STL	PTS	AVG	
2022-23	UP	13-2	216/16.6	27-68	.397	11-37	.297	3-7	.429	7	8	15	1.2	15-0	15	11	0	6	68	5.2
TOTAL		13-2	216/16.6	27-68	.397	11-37	.297	3-7	.429	7	8	15	1.2	15-0	15	11	0	6	68	5.2

PITT GAME-BY-GAME STATISTICS



**2022-23 Pittsburgh Women's Basketball
Team Game-by-Game
All games**

Page 1/1
as of Dec 30, 2022

Opponent	Date	Score		Total		3-Pointers		Free throws		Rebounds										
				FG-FGA	PCT	3FG-3FGA	PCT	FT-FTA	PCT	OFF	DEF	TOT	AVG	PF	A	TO	BLK	STL	PTS	AVG
at Coppin St.	11/07/2022	56-41	W	20-52	.385	6-15	.400	10-10	1.000	9	28	37	37.0	21	11	16	9	9	56	56.0
George Mason	11/12/2022	63-45	W	22-63	.349	5-22	.227	14-23	.609	17	28	45	41.0	16	13	14	6	15	63	59.5
Bryant	11/16/2022	93-54	W	37-61	.607	12-23	.522	7-15	.467	13	30	43	41.7	16	26	16	3	10	93	70.7
Duquesne	11/19/2022	61-45	W	24-56	.429	5-16	.313	8-10	.800	9	32	41	41.5	14	8	11	3	5	61	68.3
vs Towson	11/25/2022	72-62	W	27-62	.435	7-16	.438	11-15	.733	10	31	41	41.4	18	18	15	5	9	72	69.0
vs DePaul	11/26/2022	59-74	L	22-65	.338	8-32	.250	7-16	.438	19	27	46	42.2	13	10	20	7	11	59	67.3
vs Maryland	11/27/2022	63-87	L	24-66	.364	8-24	.333	7-12	.583	15	22	37	41.4	21	15	18	1	5	63	66.7
Illinois	11/30/2022	71-92	L	25-55	.455	8-18	.444	13-14	.929	8	14	22	39.0	16	13	14	1	5	71	67.3
Loyola Maryland	12/07/2022	78-42	W	32-59	.542	9-21	.429	5-9	.556	11	26	37	38.8	23	19	18	3	13	78	68.4
Ball St.	12/11/2022	66-68	Lot	24-66	.364	1-15	.067	17-26	.654	15	35	50	39.9	19	13	17	8	6	66	68.2
Louisville	12/18/2022	53-77	L	20-59	.339	5-19	.263	8-13	.615	10	16	26	38.6	14	12	15	2	10	53	66.8
North Ala.	12/21/2022	85-83	W	33-66	.500	5-16	.313	14-18	.778	19	26	45	39.2	13	17	14	4	6	85	68.3
at Wake Forest	12/29/2022	51-66	L	20-58	.345	1-10	.100	10-12	.833	11	24	35	38.8	20	9	20	0	7	51	67.0
Total		871		330-788	.419	80-247	.324	131-193	.679	166	339	505	38.8	224	184	208	52	111	871	67.0
Opponents		836		293-785	.373	98-308	.318	152-200	.760	174	319	493	37.9	192	172	216	39	99	836	64.3

Pittsburgh Averages

Games Played	Points/game	FG Pct	3FG Pct	FT Pct	Rebounds/game	Assists/game	Turnovers/game	Assist/Turnover ratio	Steals/game	Blocks/game
13	67.0	41.9	32.4	67.9	38.8	14.2	16.0	0.9	8.5	4.0

OPPONENT GAME-BY-GAME STATISTICS



**2022-23 Pittsburgh Women's Basketball
Opponents Game-by-Game
All games**

Page 1/1
as of Dec 30, 2022

Opponent	Date	Score	W	Total		3-Pointers		Free throws		Rebounds										
				FG-FGA	PCT	3FG-3FGA	PCT	FT-FTA	PCT	OFF	DEF	TOT	AVG	PF	A	TO	BLK	STL	PTS	AVG
at Coppin St.	11/07/2022	56-41	W	13-51	.255	2-18	.111	13-15	.867	11	20	31	31.0	11	4	19	1	10	41	41.0
George Mason	11/12/2022	63-45	W	18-55	.327	4-20	.200	5-12	.417	13	27	40	35.5	21	11	22	5	6	45	43.0
Bryant	11/16/2022	93-54	W	21-59	.356	6-25	.240	6-8	.750	10	15	25	32.0	14	12	17	3	6	54	46.7
Duquesne	11/19/2022	61-45	W	15-57	.263	7-31	.226	8-11	.727	12	24	36	33.0	12	7	13	4	5	45	46.3
vs Towson	11/25/2022	72-62	W	22-70	.314	3-22	.136	15-23	.652	20	27	47	35.8	16	9	14	2	8	62	49.4
vs DePaul	11/26/2022	59-74	L	28-77	.364	10-30	.333	8-11	.727	23	29	52	38.5	9	13	14	2	12	74	53.5
vs Maryland	11/27/2022	63-87	L	29-66	.439	9-21	.429	20-23	.870	15	28	43	39.1	17	21	14	6	10	87	58.3
Illinois	11/30/2022	71-92	L	34-61	.557	14-24	.583	10-12	.833	13	23	36	38.8	13	19	14	1	5	92	62.5
Loyola Maryland	12/07/2022	78-42	W	10-56	.179	6-23	.261	16-22	.727	21	18	39	38.8	15	8	23	1	11	42	60.2
Ball St.	12/11/2022	66-68	Lot	24-66	.364	10-29	.345	10-18	.556	12	33	45	39.4	24	15	18	1	6	68	61.0
Louisville	12/18/2022	53-77	L	29-53	.547	7-12	.583	12-13	.923	9	32	41	39.5	10	19	20	2	5	77	62.5
North Ala.	12/21/2022	85-83	W	29-60	.483	14-33	.424	11-13	.846	6	16	22	38.1	15	20	9	7	4	83	64.2
at Wake Forest	12/29/2022	51-66	L	21-54	.389	6-20	.300	18-19	.947	9	27	36	37.9	15	14	19	4	11	66	64.3
Total		836		293-785	.373	98-308	.318	152-200	.760	174	319	493	37.9	192	172	216	39	99	836	64.3
Pittsburgh		871		330-788	.419	80-247	.324	131-193	.679	166	339	505	38.8	224	184	208	52	111	871	67.0

Opponents Averages

Games Played	Points/game	FG Pct	3FG Pct	FT Pct	Rebounds/game	Assists/game	Turnovers/game	Assist/Turnover ratio	Steals/game	Blocks/game
13	64.3	37.3	31.8	76.0	37.9	13.2	16.6	0.8	7.6	3.0

POINTS - REBOUNDS - ASSISTS



**2022-23 Pittsburgh Women's Basketball
Points-rebounds-assists
All games**

Page 1/1
as of Dec 30, 2022

Opponent	Date	Score	Player													
			0 CLESCA,SAN HARRIS,DAY KING,LIATU EXANOR,TAI HAYFORD,EM BROWN,AMBE LEWIS,CHAN WASHENITZ, MALCOLM,AI STROTHER,D EZEJA,CYNT	1	2	3	4	5	10	11	12	13	14			
at Coppin St.	11/07/2022	56-41 W	DNP	10-4-4	9-7-2	DNP	2-1-1	8-5-0	11-4-3	0-0-0	DNP	0-1-0	DNP			
George Mason	11/12/2022	63-45 W	0-1-0	12-4-2	7-11-1	6-4-1	2-3-0	15-5-2	6-4-2	0-0-0	3-1-0	0-0-0	0-0-0			
Bryant	11/16/2022	93-54 W	2-1-2	17-3-1	10-14-2	6-5-0	0-2-5	7-3-4	6-1-3	2-1-1	7-0-2	0-0-0	0-3-0			
Duquesne	11/19/2022	61-45 W	2-5-1	2-0-0	25-11-0	4-2-0	3-4-4	2-8-0	DNP	DNP	3-0-0	6-1-0	DNP			
vs Towson	11/25/2022	72-62 W	DNP	14-5-3	9-8-2	0-0-1	0-3-2	7-7-2	0-0-1	11-5-4	9-3-1	DNP	DNP			
vs DePaul	11/26/2022	59-74 L	0-0-0	6-5-2	6-14-2	4-0-1	0-0-0	4-2-1	DNP	2-3-1	9-3-0	3-4-1	1-2-0			
vs Maryland	11/27/2022	63-87 L	DNP	0-4-1	8-4-1	4-4-1	5-2-4	6-3-0	9-0-5	5-1-2	5-2-0	0-1-0	0-2-0			
Illinois	11/30/2022	71-92 L	DNP	16-1-1	11-7-3	4-2-1	0-1-0	10-4-1	0-0-2	4-2-2	3-0-0	DNP	DNP			
Loyola Maryland	12/07/2022	78-42 W	3-2-1	10-2-1	9-4-0	6-4-0	7-2-3	4-2-0	0-0-2	2-4-5	0-4-1	3-0-0	DNP			
Ball St.	12/11/2022	66-68 Lot	DNP	13-7-3	19-7-0	0-0-0	4-5-2	20-17-2	0-1-0	0-1-3	DNP	0-0-0	DNP			
Louisville	12/18/2022	53-77 L	DNP	10-3-2	2-6-1	12-3-1	0-0-0	3-5-3	0-0-1	7-2-3	6-0-0	DNP	DNP			
North Ala.	12/21/2022	85-83 W	DNP	4-0-2	26-16-2	14-6-2	0-0-2	12-4-1	DNP	10-4-3	6-1-1	0-0-1	DNP			
at Wake Forest	12/29/2022	51-66 L	DNP	7-5-3	9-5-0	2-5-0	0-1-3	12-6-0	DNP	0-0-0	0-0-0	0-1-0	DNP			

Opponent	Date	Score	Player		
			21 JOHNSON,MA HUTCHERSON	22 STRICKLAND	23
at Coppin St.	11/07/2022	56-41 W	7-6-1	7-8-0	2-0-0
George Mason	11/12/2022	63-45 W	5-8-2	3-1-1	4-0-2
Bryant	11/16/2022	93-54 W	20-3-2	9-4-1	7-2-3
Duquesne	11/19/2022	61-45 W	8-3-1	2-4-1	4-1-1
vs Towson	11/25/2022	72-62 W	13-3-0	7-2-0	2-0-2
vs DePaul	11/26/2022	59-74 L	6-1-0	10-6-2	8-3-0
vs Maryland	11/27/2022	63-87 L	11-5-0	4-3-1	6-0-0
Illinois	11/30/2022	71-92 L	9-1-1	6-0-0	8-1-2
Loyola Maryland	12/07/2022	78-42 W	5-0-3	12-5-2	17-2-1
Ball St.	12/11/2022	66-68 Lot	10-5-2	0-3-0	0-1-1
Louisville	12/18/2022	53-77 L	0-1-0	9-4-0	4-0-1
North Ala.	12/21/2022	85-83 W	11-4-2	0-3-0	2-1-1
at Wake Forest	12/29/2022	51-66 L	6-4-0	11-3-2	4-4-1



NCAA RANKING SUMMARY - TEAM

Pittsburgh - 2022-23 Women's Basketball Ranking Summary thru games 12/23/2022

Statistic	National Rank	Conference Rank	Value National Leader	Value Conference Leader	Value
Assist/Turnover Ratio (350 ranked)	113	11	0.93 Colorado St.	2.03 Virginia Tech	1.34
Assists Per Game (350 ranked)	119	12	14.6 UConn	21.8 Notre Dame	18.5
Blocks Per Game (350 ranked)	53	9	4.3 South Carolina	10.2 Florida St.	7.0
Field Goal Percentage (350 ranked)	118	13	42.5 UConn	52.7 Notre Dame	49.8
Field Goal Percentage Defense (350 ranked)	95	10	37.2 South Carolina	26.2 Duke	31.9
Fouls Per Game (350 ranked)	160	9	17.0 Providence	11.8 NC State	12.3
Free Throw Attempts Per Game (350 ranked)	240	14	15.08 Evansville	29.12 Notre Dame	25.18
Free Throw Percentage (350 ranked)	253	13	66.9 Green Bay	81.0 Louisville	77.6
Free Throws Made Per Game (350 ranked)	272	13	10.08 Evansville	20.62 Notre Dame	18.82
Rebound Margin (350 ranked)	173	14	1.1 LSU	23.4 Notre Dame	15.2
Rebounds (Defensive) Per Game (350 ranked)	136	12	26.2 Drake	36.6 Notre Dame	31.9
Rebounds (Offensive) Per Game (350 ranked)	111	9	12.9 Troy	24.5 Virginia	16.4
Rebounds Per Game (349 ranked)	111	13	39.17 Troy	54.09 Virginia	47.38
Scoring Defense (350 ranked)	189	14	64.2 South Carolina	43.8 Duke	49.2
Scoring Margin (349 ranked)	157	15	4.2 LSU	44.0 Virginia Tech	26.5
Scoring Offense (350 ranked)	140	13	68.3 LSU	94.8 Florida St.	87.9
Steals Per Game (350 ranked)	135	10	8.7 Grand Canyon	15.6 Clemson	11.3
Three Point Attempts Per Game (350 ranked)	162	8	19.8 FGCU	32.1 Wake Forest	24.0
Three Point Percentage (350 ranked)	99	6	33.3 UConn	42.7 NC State	39.8
Three Point Percentage Defense (350 ranked)	239	12	31.9 South Carolina	20.9 Georgia Tech	21.1
Three Pointers Per Game (350 ranked)	126	8	6.6 Columbia	10.8 Virginia Tech	7.8
Turnover Margin (350 ranked)	169	13	0.75 Ohio St.	12.08 North Carolina	5.64
Turnovers Forced Per Game (350 ranked)	199	12	16.42 Niagara	28.00 Clemson	21.08
Turnovers Per Game (350 ranked)	132	12	15.7 Colorado St.	8.7 Virginia Tech	12.3
Winning Percentage (343 ranked)	144	14	58.36 teams tied	100.0 Virginia	92.3

NCAA RANKING SUMMARY - INDIVIDUAL

Statistic	Player	National Rank	Conference Rank	Value	National Leader	Value	Conference Leader	Value
Assist/Turnover Ratio (250 ranked)					McKenna Hofschild, Colorado St.	4.84	Jordyn Oliver, Duke	4.09
Assists (139 ranked)					Taina Mai, Boston College	113	Taina Mai, Boston College	113
Assists Per Game (248 ranked)					Nika Muhl, UConn	10.1	Olivia Miles, Notre Dame	7.6
Blocks (134 ranked)	Liatu King	32	5	20	Brooke Flowers, Saint Louis	63	Makayla Timpson, Florida St.	32
Blocks Per Game (250 ranked)	Liatu King Gabby Hutcherson	49 250	6 20	1.67 0.92	Brooke Flowers, Saint Louis	4.20	Elizabeth Killey, Virginia Tech	2.42
Double Doubles (47 ranked)					Lauren Gustin, BYU Angel Reese, LSU	12 12	Elizabeth Killey, Virginia Tech	9
Field Goal Attempts (150 ranked)					Aneesah Morrow, DePaul	298	Ta'Niya Latson, Florida St.	242
Field Goal Percentage (250 ranked)					Taylor Thiery, Ohio St.	73.0	Makayla Timpson, Florida St.	64.5
Field Goals (147 ranked)					Maddy Siegrist, Villanova	135	Ta'Niya Latson, Florida St.	122
Free Throw Attempts (149 ranked)					Ca'Jin Clark, Iowa	107	Ta'Niya Latson, Florida St.	105
Free Throw Percentage (250 ranked)					Brynna Maxwell, Gonzaga	97.6	Amarí Robinson, Clemson	90.9
Free Throws (150 ranked)					Ca'Jin Clark, Iowa	89	Ta'Niya Latson, Florida St.	87
Minutes Per Game (150 ranked)					Gabi Vidmar, Cal St. Fullerton	38.90	Taina Mai, Boston College	37.01
Points (195 ranked)					Maddy Siegrist, Villanova	364	Ta'Niya Latson, Florida St.	350
Points Per Game (250 ranked)					Kelshana Washington, Drexel	28.7	Ta'Niya Latson, Florida St.	25.0
Rebounds (148 ranked)	Liatu King	44	4	109	Lauren Gustin, BYU	185	Elizabeth Killey, Virginia Tech	139
Rebounds (Defensive) Per Game (30 ranked)					Lauren Gustin, BYU	10.5	Elizabeth Killey, Virginia Tech	8.8
Rebounds (Offensive) Per Game (28 ranked)					Destiny Thomas, UCF	5.8	Mir McLean, Virginia	4.1
Rebounds Per Game (247 ranked)	Liatu King	57	5	9.1	Angel Reese, LSU	14.7	Elizabeth Killey, Virginia Tech	11.6
Steals (150 ranked)					Dontavia Waggoner, Boston College	50	Dontavia Waggoner, Boston College	50
Steals Per Game (244 ranked)					Ny'Ceara Pryor, Sacred Heart	4.09	Dontavia Waggoner, Boston College	3.33
Three Point Attempts (142 ranked)					Sammie Pulsis, South Fla.	120	Jewel Spear, Wake Forest	93
Three Point Percentage (208 ranked)					Brynna Maxwell, Gonzaga	53.3	Diamond Johnson, NC State	51.9
Three Pointers (128 ranked)					Tess Myers, Duquesne	47	Jewel Spear, Wake Forest	40
Three Pointers Per Game (250 ranked)					Tess Myers, Duquesne	3.62	Jewel Spear, Wake Forest	3.08
Triple Doubles (2 ranked)					Megan McConnell, Duquesne	2	Georgia Amore, Virginia Tech Olivia Miles, Notre Dame	1 1

2022-23 PITTSBURGH PANTHERS - PHOTO ROSTER



SANDRINE CLESCA | G | JR
Cles - ka
Laval, Quebec, Canada
Winston-Salem Christian School



DAYSHYANETTE HARRIS | G | SR
Day - shu - net
Youngstown, Ohio
Ursuline



LIATU KING | G | JR
Lee - uh - two
Washington, DC
Bishop McNamara



TAISHA EXANOR | G | JR
Tie - E - sha Ex - a - nor
Chateauguay, Quebec, Canada
Dawson College



EMY HAYFORD | G | SR
Amy
Maastricht, Netherlands
Calandlyceum



AMBER BROWN | F | SR
Monroe, LA
Little Rock Christian Academy



CHANNISE LEWIS | G | GR
Sha - niece
Miami, FL
Miami Country Day (Maryland)



MARLEY WASHENITZ | G | FR
Fairmont, WV
Fairmont Senior



AISLIN MALCOLM | G | FR
Carnegie, PA
Chartiers Valley



DESTINY STROTHER | G | SR
Struh - thur
Flint, MI
Carman-Ainsworth (Marquette)



CYNTHIA EZEJA | F | R-SO
Eh - zay - zuh
Athens, Greece
20th High School of Athens



MALIYAH JOHNSON | G/F | SO
Muh - lee - uh
Columbus, Ohio
Africentric Early College



GABBY HUTCHERSON | F | JR
Westerville, Ohio
Westerville South (Ohio State)



AVERY STRICKLAND | G | FR
Knoxville, Tenn.
Farragut

ON THE PITT BENCH



LANCE WHITE
Head Coach | 5th Season



TERRI MITCHELL
Associate HC | 5th Season



NICK DIPILLO
Assistant Coach | 1st Season



BRIANNA KIESEL
Assistant Coach | 2nd Season

2022-23 COMBINED SEASON STATISTICS



**2022-23 Pittsburgh Women's Basketball
Combined Team Statistics
All games**

Game Records

Record	Overall	Home	Away	Neutral
ALL GAMES	7-6	5-3	1-1	1-2
CONFERENCE	0-2	0-1	0-1	0-0
NON-CONFERENCE	7-4	5-2	1-0	1-2

Score by Periods

Team	1st	2nd	3rd	4th	OT	TOT
Pittsburgh	189	192	235	249	6	871
Opponents	194	192	267	175	8	836

Team Box Score

No.	Player	Total			3-Point		F-Throw		Rebounds				Other Stats										
		GP-GS	MIN	AVG	FG-FGA	FG%	3FG-3FGA	3FG%	FT-FTA	FT%	OFF	DEF	TOT	AVG	PF	DQ	A	TO	BLK	STL	PTS	AVG	
2	KING, Liatu	13-12	311:22	24.0	60-131	.458	0-0	.000	30-48	.625	41	73	114	8.8	24	0	16	21	20	13	150	11.5	
1	HARRIS, Dayshanette	13-12	298:12	22.9	41-102	.402	11-34	.324	28-40	.700	17	26	43	3.3	31	0	25	26	4	18	121	9.3	
21	JOHNSON, Maliyah	13-10	329:43	25.4	43-105	.410	17-51	.333	8-10	.800	11	33	44	3.4	16	0	14	21	2	15	111	8.5	
5	BROWN, Amber	13-13	336:02	25.8	39-75	.520	0-0	.000	32-44	.727	19	52	71	5.5	14	0	16	17	4	13	110	8.5	
22	HUTCHERSON, Gabby	13-1	226:35	17.4	33-89	.371	10-29	.345	4-6	.667	10	36	46	3.5	21	0	10	25	11	12	80	6.2	
23	STRICKLAND, Avery	13-2	216:21	16.6	27-68	.397	11-37	.297	3-7	.429	7	8	15	1.2	15	0	15	11	0	6	68	5.2	
3	EXANOR, Taisha	12-0	135:57	11.3	28-45	.622	0-3	.000	6-9	.667	19	16	35	2.9	13	0	8	6	5	6	62	5.2	
12	MALCOLM, Aislin	11-0	144:52	13.2	18-47	.383	15-36	.417	0-0	.000	1	13	14	1.3	17	0	5	8	0	5	51	4.6	
11	WASHENITZ, Marley	12-4	171:40	14.3	16-43	.372	5-18	.278	6-7	.857	5	18	23	1.9	30	2	24	23	3	12	43	3.6	
10	LEWIS, Channise	9-5	173:27	19.3	10-36	.278	6-20	.300	6-8	.750	0	10	10	1.1	6	0	19	14	1	3	32	3.6	
4	HAYFORD, Emy	13-6	185:43	14.3	8-24	.333	1-6	.167	6-11	.545	10	14	24	1.8	26	1	26	24	0	7	23	1.8	
0	CLESCA, Sandrine	5-0	37:46	7.6	3-6	.500	0-3	.000	1-1	1.000	1	8	9	1.8	7	0	4	3	0	0	7	1.4	
13	STROTHER, Destiny	10-0	43:49	4.4	4-12	.333	4-10	.400	0-0	.000	1	7	8	0.8	1	0	2	0	0	1	12	1.2	
14	EZEJA, Cynthia	4-0	13:30	3.4	0-5	.000	0-0	.000	1-2	.500	3	4	7	1.8	3	0	0	2	0	1	0.3		
Team											21	21	42					9					
Total		13	2625		330-788	.419	80-247	.324	131-193	.679	166	339	505	38.8	224	3	184	208	52	111	871	67.0	
Opponents		13	2629		293-785	.373	98-308	.318	152-200	.760	174	319	493	37.9	192	1	172	216	39	99	836	64.3	

Team Statistics

	UP	OPP
Scoring	871	836
Points per game	67.0	64.3
Scoring margin	+2.7	-
Field goals-att	330-788	293-785
Field goal pct	.419	.373
3 point fg-att	80-247	98-308
3-point FG pct	.324	.318
3-pt FG made per game	6.2	7.5
Free throws-att	131-193	152-200
Free throw pct	.679	.760
F-Throws made per game	10.1	11.7
Rebounds	505	493
Rebounds per game	38.8	37.9
Rebounding margin	+0.9	-
Assists	184	172
Assists per game	14.2	13.2
Turnovers	208	216
Turnovers per game	16.0	16.6
Turnover margin	+0.6	-
Assist/turnover ratio	0.9	0.8
Steals	111	99
Steals per game	8.5	7.6
Blocks	52	39
Blocks per game	4.0	3.0
Winning streak	0	-
Home win streak	1	-
Attendance	7185	1374
Home games-Avg/Game	8-898	2-687
Neutral site-Avg/Game	-	3-359

Team Results

Date	Opponent	Score	Att.
11/07/2022	at Coppin St.	W 56-41	516
11/12/2022	George Mason	W 63-45	437
11/16/2022	Bryant	W 93-54	3154
11/19/2022	Duquesne	W 61-45	1513
11/25/2022	vs Towson	W 72-62	315
11/26/2022	vs DePaul	L 59-74	440
11/27/2022	vs Maryland	L 63-87	323
11/30/2022	Illinois	L 71-92	274
12/07/2022	Loyola Maryland	W 78-42	264
12/11/2022	Ball St.	Lot 66-68	523
12/18/2022	Louisville	L 53-77	491
12/21/2022	North Ala.	W 85-83	529
12/29/2022	at Wake Forest	L 51-66	858

2022-23 COMBINED SEASON STATISTICS (ACC ONLY)



**2022-23 Pittsburgh Women's Basketball
Combined Team Statistics
In Conference games**

Page 1/1
as of Dec 30, 2022

Game Records

Record	Overall	Home	Away	Neutral
ALL GAMES	0-2	0-1	0-1	0-0
CONFERENCE	0-2	0-1	0-1	0-0
NON-CONFERENCE	0-0	0-0	0-0	0-0

Score by Periods

Team	1st	2nd	3rd	4th	OT	TOT
Pittsburgh	18	23	25	38	0	104
Opponents	38	35	42	28	0	143

Team Box Score

No.	Player	Total			3-Point		F-Throw		Rebounds				Other Stats									
		GP-GS	MIN	AVG	FG-FGA	FG%	3FG-3FGA	3FG%	FT-FTA	FT%	OFF	DEF	TOT	AVG	PF	DQ	A	TO	BLK	STL	PTS	AVG
22	HUTCHERSON, Gabby	2-0	46:57	23.5	8-20	.400	2-7	.286	2-2	1.000	1	6	7	3.5	3	0	2	6	0	1	20	10.0
1	HARRIS, Dayshanelle	2-2	52:25	26.2	4-13	.308	1-1	1.000	8-10	.800	3	5	8	4.0	6	0	5	7	0	2	17	8.5
5	BROWN, Amber	2-2	49:30	24.8	4-10	.400	0-0	.000	7-10	.700	4	7	11	5.5	2	0	3	2	0	3	15	7.5
3	EXANOR, Taisha	2-0	28:57	14.5	7-11	.636	0-0	.000	0-0	.000	4	4	8	4.0	5	0	1	1	0	4	14	7.0
2	KING, Liatu	2-2	34:36	17.3	5-17	.294	0-0	.000	1-1	1.000	3	8	11	5.5	6	0	1	5	2	1	11	5.5
23	STRICKLAND, Avery	2-1	42:33	21.3	4-13	.308	0-5	.000	0-0	.000	1	3	4	2.0	3	0	2	3	0	0	8	4.0
11	WASHENITZ, Marley	2-1	30:26	15.2	3-7	.429	1-3	.333	0-0	.000	1	1	2	1.0	3	0	3	4	0	4	7	3.5
21	JOHNSON, Maliyah	2-1	48:14	24.1	3-11	.273	0-4	.000	0-0	.000	2	3	5	2.5	2	0	0	1	0	2	6	3.0
12	MALCOLM, Aislin	2-0	27:41	13.8	2-10	.200	2-8	.250	0-0	.000	0	0	0	0.0	2	0	0	1	0	0	6	3.0
10	LEWIS, Channise	1-0	11:05	11.1	0-2	.000	0-1	.000	0-0	.000	0	0	0	0.0	0	0	1	0	0	0	0	0.0
4	HAYFORD, Emy	2-1	24:43	12.4	0-3	.000	0-0	.000	0-2	.000	0	1	1	0.5	2	0	3	4	0	0	0	0.0
13	STROTHER, Destiny	1-0	02:53	2.9	0-0	.000	0-0	.000	0-0	.000	0	1	1	1.0	0	0	0	0	0	0	0	0.0
Team											2	1	3					1				
Total		2	400		40-117	.342	6-29	.207	18-25	.720	21	40	61	30.5	34	0	21	35	2	17	104	52.0
Opponents		2	400		50-107	.467	13-32	.406	30-32	.938	18	59	77	38.5	25	0	33	39	6	16	143	71.5

Team Statistics

	UP	OPP
Scoring	104	143
Points per game	52.0	71.5
Scoring margin	-19.5	-
Field goals-att	40-117	50-107
Field goal pct	.342	.467
3 point fg-att	6-29	13-32
3-point FG pct	.207	.406
3-pt FG made per game	3.0	6.5
Free throws-att	18-25	30-32
Free throw pct	.720	.938
F-Throws made per game	9.0	15.0
Rebounds	61	77
Rebounds per game	30.5	38.5
Rebounding margin	-8.0	-
Assists	21	33
Assists per game	10.5	16.5
Turnovers	35	39
Turnovers per game	17.5	19.5
Turnover margin	+2.0	-
Assist/turnover ratio	0.6	0.8
Steals	17	16
Steals per game	8.5	8.0
Blocks	2	6
Blocks per game	1.0	3.0
Winning streak	0	-
Home win streak	0	-
Attendance	491	858
Home games-Avg/Game	1-491	1-858
Neutral site-Avg/Game	-	0-0

Team Results

Date	Opponent		Score	Att.
12/18/2022	Louisville	L	53-77	491
12/29/2022	at Wake Forest	L	51-66	858