

CORNELL BIG RED

MEN'S BASKETBALL

Wednesday, December 7, 2022 • Watsco Center (7,972) • Coral Gables, Fla. • 7:00 p.m. • BallySports



Tom Werme (pxp) and Mike Gminski (color)



GAME
9

Cornell Big Red

7-1
Overall

0-0
Ivy League

W7
Streak

Brian Earl (Princeton '99)
HEAD COACH

64-85 (.430)
Career (7th year)

64-85 (.430)
at Cornell (7th year)

The Series

60 Years • 1,397 Miles • 1 Meeting

Overall: Miami leads 1-0

In Coral Gables, Fla.: Miami leads 1-0

Current Streak: Miami, 1 game

Last Meeting: Miami won 94-74, 12/27/62 in Miami, Fla.

Earl vs. Miami: 0-0

Miami Hurricanes

8-1
Overall

1-0
ACC

W4
Streak

Jim Larrañaga (Providence '71)
HEAD COACH

704-476 (.597)
Career (39th year)

222-141 (.612)
at Miami (12th year)

Series Notes

Miami won the only previous meeting between the teams, a 94-74 win on Dec. 27, 1962 in the first round of the Hurricane Basketball Classic - Rick Barry had 22 points and 25 rebounds for Miami, while Jerry Szachara had 21 points and Ray Ratkowski had 20 - the Big Red is 38-143 against current members of the Atlantic Coast Conference • Cornell's last win over a team in the conference at the time of the game came vs. Wake Forest during the 1951-52 season, a 58-51 victory on the road - since then, the Big Red has lost 38 consecutive games to current members of the ACC, including a 79-77 loss at Boston College on November 7, its only loss this season.

UP NEXT — at Syracuse • Saturday, Dec. 17 • 3:00 p.m.



- Cornell will head up I-81 to renew its series with Syracuse on Friday, Dec. 17 at 3 p.m. at the Carrier Dome.
- The Big Red will attempt to snap a 41-game losing streak to the Orange dating back to the 1968-69 campaign.
- The game will be the third of the season against a member of the powerful ACC.

THE OPENING TIP

- The Cornell men's basketball team will head into exam break on Thursday, but not before it has a chance to make waves when it visits Miami on Wednesday, Dec. 7 at 7 p.m. at the Watsco Center.
- Tom Werme and Mike Gminski will be on the call on Bally Sports.
- The Big Red's seven-game win streak overall is its longest in more than a decade going back to a nine-game run in 2009-10.
- Cornell will be looking for its first-ever win over Miami as well as its first victory over an ACC opponent in more than 60 seasons, a losing skid that has reached 38 games.
- The Big Red has picked up gut-check wins in each of its past two outings, outscoring Delaware 20-2 on the road for a 74-67 win on Dec. 1, then posting the final 11 points to steal a 73-68 triumph over Lafayette on Dec. 4.
- Senior captain Greg Dolan paces the team in scoring (13.4 ppg.) and assists (4.1 apg.) and is second in rebounding (4.9 rpg.) and steals (1.6 spg.) for the 7-1 Big Red.
- Eight players are averaging at least 7.9 points per game as part of a balanced attack.
- In just the past four games alone, the Big Red has had 16 players reach double figures with only one tallying more than 12 points (Dolan, 15 at Delaware).
- Cornell is ranked in the top five nationally in 3-pointers per game (second, 11.9), fastbreak points (second, 23.4), assists per game (third, 20.1) and effective field goal percentage (fifth, .591).

PROBABLE STARTERS

No.	Name	Pos.	Yr.	Ht.	Wt.	Hometown	PPG	RPG	APG	Other
1	Nazir Williams	G	So.	6-3	184	Nyack, N.Y.	10.9	3.5	2.3	0.9 spg.
4	Greg Dolan	G	Sr.	6-3	188	Williamsville, N.Y.	13.3	4.9	4.1	1.6 spg.
13	Isaiah Gray	G	Jr.	6-3	215	Brooklyn, N.Y.	8.1	3.1	1.9	0.8 spg.
15	Keller Boothby	F	Jr.	6-7	210	Plano, Texas	9.5	2.9	1.3	0.6 spg.
20	Sean Hansen	F	Jr.	6-9	250	Ramsey, N.J.	9.0	5.4	3.1	1.1 spg.

RESERVES

No.	Name	Pos.	Yr.	Ht.	Wt.	Hometown	PPG	RPG	APG	Other
0	Evan Williams	F	Jr.	6-7	220	Murphy, Texas	—	—	—	
2	Marcus Filien	F	Sr.	6-7	214	Rensselaer, N.Y.	1.6	2.3	0.4	0.4 bpg.
3	Ryan Kiachian	F/C	So.	6-9	235	San Jose, Calif.	0.0	1.0	1.5	1.0 bpg.
10	Chuks Uzoka	F	Sr.	6-6	209	Richmond, Texas	—	—	—	
11	Adam Tsang Hinton	G	Fr.	6-5	215	Studio City, Calif.	2.0	0.0	0.0	
12	AK Okereke	F	Fr.	6-7	220	Clovis, Calif.	0.0	2.0	0.0	
14	Darius Ervin	G	Jr.	5-8	162	Brooklyn, N.Y.	—	—	—	
21	Guy Ragland Jr.	F	So.	6-8	243	West Hartford, Conn.	7.9	4.5	2.0	0.8 spg.
23	DJ Nix	F	Fr.	6-6	220	Harrisburg, N.C.	2.3	1.7	0.3	
24	Josh Baldwin	G	Fr.	6-5	235	Everett, Mass.	1.7	0.7	1.0	
25	Max Watson	G	Jr.	6-4	195	Brighton City, Utah	7.9	1.6	0.8	1.1 spg.
30	Chris Manon	G	Jr.	6-5	210	New Milford, N.J.	9.1	3.5	2.6	1.9 spg.
31	Cooper Noard	G	Fr.	6-2	182	Glenview, Ill.	3.0	1.3	0.5	
33	Chris Cain	F	So.	6-8	216	Pine Bush, N.Y.	2.0	0.0	0.5	0.8 spg.



74.4

.477

.325

.746

62.9

.415

.305

+0.6

14.3

1.17

3.8

8.8

Points

FG%

3FG%

FT%

Scoring
Defense

FG%
Defense

3PT FG%
Defense

Rebound
Margin

Assists

AST-TO
Ratio

Blocks

Steals

82.6

.495

.375

.672

67.8

.405

.318

+2.5

20.1

1.39

3.3

9.8

A WIN OVER MIAMI WOULD:

- push Cornell's record to 8-1 on the season for the second straight year.
- even the all-time series with the Hurricanes at 1-1.
- be the first win over an ACC school since 1951-52, snapping a 38-game skid.
- give the Big Red an eight-game win streak, its longest since winning nine in a row during the 2009-10 campaign.
- up Cornell's non-conference record to 18-4 over its past 22 contests.
- be the 1,300th in program history (1,299-1,472-2 in 121 seasons, .469).

FAMILIAR FACE ON THE SIDELINE:

- The Big Red will see former head coach Bill Courtney, now Miami's Associate Head Coach, on its trip South.
- Courtney led the Big Red for six years (2010-16), posting a 60-113 record (27-57 Ivy), where he coached or recruited three of the school's top 15 scorers, including All-Ivy first teamers Chris Wroblewski, Shonn Miller and the school's all-time leading scorer, Matt Morgan.
- The 21st head coach in school history, Courtney's staff included Jon Jaques '21, while assistant coach Max Ginsberg '18 and director of operations Kieran Hurley '17 both served as team managers during their undergraduate years.

PLAYER NOTES TO KNOW:

- Senior Greg Dolan paces the Ancient Eight in assist:turnover ratio (2.75), and his career 2.40 is the best mark in school history.
- Dolan, who entered the season with six double figure scoring games, has already surpassed that mark with seven in the team's first eight contests (he had nine in the eighth contest).
- Dolan's 106 points this season is five off his career best of 111 in 2021-22.
- Junior Keller Bootby has turned the ball over just once in 189 minutes on the court (10 assists) this season and has just 12 career miscues (one every 65.8 minutes). Dating back to its game on Feb. 5, 2022 against Penn, he has just one turnover in 378 minutes of action (15 assists and 37 3-pointers made over that span).
- Junior Chris Manon has 62 steals in 34 career games, or 1.82 steals per game, just off of Wallace Prather's school record average of 1.89. Manon is challenging the record despite averaging just 17.9 minutes per game over that span.
- The Big Red's two-headed center of Sean Hansen and Guy Ragland Jr. is combining to average 16.9 points, 9.9 rebounds, 5.1 assists, 1.8 steals and 1.6 blocks while playing 41.8 minutes per game.
- Junior Sean Hansen set a school record by hitting all eight field goals in the win over Saint Francis (Pa.), doubling his previous scoring high with 26 points and becoming the first player in school history with a game of at least 25 points, five rebounds, five assists and three steals.
- With his double-double in the win over Ithaca, Ragland became just the sixth player in school history with multiple double-double efforts off the bench (Stan Brown, Mike Millane, Bernard Jackson, Brian Kopf and Jeff Foote) in a career.
- Sophomore Nazir Williams is shooting 59 percent from the floor from inside the 3-point arc for his career (65-of-110).
- He has reached double figures in five consecutive games and seven of eight this season.

TEAM NOTES TO KNOW:

- Cornell trailed at the final media break in each of its past two games, using a 20-2 ending run to top Delaware 74-67 on Dec. 1, then outscoring Lafayette 11-0 to end the game to rally past the Leopards on Dec. 4, 73-68.
- Among 352 Division I teams, Cornell ranks in the top 10 percent nationally in the rankings of 10 of 28 categories despite not having one individual in the top 50 of any category.
- The Big Red leads the Ivy League in scoring offense (82.6), 3-pointers made per game (11.9), assists (20.1), steals (9.8), turnovers forced (16.1), fastbreak points (23.4) and effective field goal percentage (.591).
- Since its return from COVID, Cornell men's basketball has posted a 22-12 record (.647), a mark that is 22-8 when removing guarantee games (.733).
- Over the past two seasons, the Big Red is averaging 17.9 assists per game and hitting 10.2 3-pointers per game while averaging 80.0 points per game.
- The Big Red has held opponents to sub-30 percent shooting from beyond the arc in five of its eight games this season.
- At the same time, Cornell has made double figures in 3-pointers in six of eight games.
- Since the season opener against Boston College, the Big Red has a 1.55 assist:turnover ratio (143:92), including 33:18 over its past two contests.
- If maintained, Cornell's 82.6 scoring average would be the program's third-highest in school history and the best since the 1965-66 team posted a school record 85.2 points per outing.

RECORD BREAKDOWN

Current Streak.....	Won 7	Shoot more free throws.....	6-0	44-25
Current Home Streak.....	Won 4	Shoot fewer free throws.....	1-1	19-54
Current Road Streak.....	Won 3	Shoot same no. of free throws.....	0-0	1-6
Last win.....	73-68 vs. Lafayette (12/4/2022)	Shoot at least 70% from the line.....	3-0	41-43
Last road win.....	74-67 at Delaware (12/1/2022)	Shoot at least 80% from the line.....	1-0	22-18
Last loss.....	77-79 at Boston College (11/7/2022)	Shoot at least 90% from the line.....	1-0	6-4
Last road loss.....	77-79 at Boston College (11/7/2022)	Commit fewer turnovers.....	5-0	30-24
Last overtime game.....	72-77 (OT) at Harvard (2/19/2022)	Commit equal/more turnovers.....	2-1	34-62
Last overtime win.....	63-58 (OT) at Lafayette (11/28/2018)	Committing fewer than 14 turnovers.....	4-0	37-43
		Committing 14+ turnovers.....	3-1	27-42
		Forcing fewer than 14 turnovers.....	2-0	39-61
		Forcing 14+ turnovers.....	5-1	24-25
		Credited with less than 14 assists.....	1-0	9-48
		Credited with 14+ assists.....	6-1	55-37
		Making fewer than 10 steals.....	3-0	51-76
		Making 10+ steals.....	4-1	13-9
		Blocking fewer than 5 shots.....	5-1	39-76
		Blocking 5+ shots.....	2-0	25-9
		Game is decided by 3 points or fewer.....	1-1	10-16
		Game is decided by 9 points or fewer.....	4-1	28-37
		Game is decided by 10+ points.....	3-0	34-47
		CU places 3+ in double figures.....	7-1	48-45
		CU places 4+ in double figures.....	5-0	31-16
		CU places 5+ in double figures.....	2-0	11-2
		Winning the opening tip.....	3-0	33-22
		Overtime.....	0-0	3-8
		Outscore opponents' bench.....	6-0	45-60
		Television games.....	0-0	6-30
		America East Conference.....	0-0	4-5
		American Athletic Conference (AAC).....	0-0	0-4
		Atlantic 10 Conference (A-10).....	0-0	1-0
		Atlantic Coast Conference (ACC).....	0-1	0-7
		Atlantic Sun Conference.....	0-0	1-1
		Big East Conference.....	0-0	0-1
		Big South Conference.....	0-0	2-0
		Big Ten Conference.....	0-0	0-2
		Colonial Athletic Association (CAA).....	2-0	4-3
		Metro Atlantic Athletic Conference (MAAC).....	1-0	2-4
		Mid-American Conference (MAC).....	0-0	1-1
		Mid-Eastern Athletic Conference (MEAC).....	0-0	1-1
		Mountain West Conference (MWC).....	0-0	0-1
		Northeast Conference (NEC).....	1-0	2-2
		Ohio Valley Conference (OVC).....	0-0	1-0
		Pacific 12 (Pac-12).....	0-0	0-1
		Patriot League.....	1-0	7-6
		Southeast Conference (SEC).....	0-0	0-1
		Sun Belt.....	0-0	0-1
		Independent.....	0-0	0-0
		Non-Division I.....	2-0	10-0
Overall.....	7-1	64-85		
Home.....	4-0	39-24		
Road.....	3-1	24-58		
Neutral.....	0-0	1-3		
Ivy League.....	0-0	28-42		
Home.....	0-0	18-17		
Road.....	0-0	10-25		
In November.....	5-1	21-19		
In December.....	2-0	9-19		
In January.....	0-0	14-13		
In February.....	0-0	14-26		
In March.....	0-0	6-8		
Lead at halftime.....	4-0	43-14		
Tied at halftime.....	1-0	2-3		
Trail at halftime.....	2-1	19-68		
Leading with 5:00 remaining.....	5-1	58-14		
Tied with 5:00 remaining.....	0-0	1-1		
Trailing with 5:00 remaining.....	2-0	5-70		
Leading with 1:00 remaining.....	7-0	62-6		
Tied with 1:00 remaining.....	0-0	0-4		
Trailing with 1:00 remaining.....	0-1	2-75		
Cornell scores less than 60 points.....	0-0	0-22		
Cornell scores 60+ points.....	7-1	64-63		
Cornell scores 70+ points.....	7-1	54-35		
Cornell scores 80+ points.....	4-0	33-11		
Cornell scores 90+ points.....	1-0	12-3		
Cornell scores 100+ points.....	1-0	6-0		
Opponent scores less than 60 points.....	1-0	11-1		
Opponent scores 60+ points.....	6-1	53-84		
Opponent scores 70+ points.....	2-1	28-71		
Opponent scores 80+ points.....	0-0	9-38		
Opponent scores 90+ points.....	0-0	1-15		
Opponent scores 100+ points.....	0-0	1-0		
Outrebound its opponent.....	3-0	36-20		
Get outrebounded.....	4-1	24-62		
Rebounds are even.....	0-0	4-3		
Shoot 50% or better.....	3-0	31-10		
Shoot 40% or better.....	7-1	59-53		
Shoot under 40%.....	0-0	3-32		
Shoot better FG% than opponent.....	6-0	57-16		
Shoot worse FG% than opponent.....	1-1	7-69		
Shoot same FG% as opponent.....	0-0	0-0		
Opponent shoots 50% or better.....	0-0	6-39		
Opponent shoots 40% or better.....	4-1	36-78		
Opponent shoots under 40%.....	3-0	28-5		

SEASON & CAREER TOTALS

Games With 10+ Points2022-23Career	Dunks.....2022-23Career
Greg Dolan.....7.....13	Chris Manon.....5.....14
Nazir Williams.....7.....13	Isaiah Gray.....1.....3
Keller Boothby.....5.....15	Nazir Williams.....1.....1
Chris Manon.....4.....16	Sean Hansen.....0.....4
Isaiah Gray.....3.....4	Marcus Filien.....0.....3
Max Watson.....3.....3	Chuks Uzoka.....0.....1
Guy Ragland Jr.....2.....8	
Sean Hansen.....1.....6	Games leading Cornell in scoring in 2022-23* ...
Darius Ervin.....0.....1	Chris Manon (3), Nazir Williams (3), Greg Dolan (2), Keller Boothby (2), Guy Ragland Jr. (2), Sean Hansen (1).
Games With 20+ Points2022-23Career	Games leading Cornell in rebounding in 2022-23* ...
Sean Hansen.....1.....1	Sean Hansen (5), Greg Dolan (3), Guy Ragland Jr. (2), Nazir Williams (1).
Keller Boothby.....0.....2	
Chris Manon.....0.....2	Games leading Cornell in assists in 2022-23* ...
Nazir Williams.....0.....1	Greg Dolan (4), Sean Hansen (2), Isaiah Gray (1), Chris Manon (1), Guy Ragland Jr. (1), Nazir Williams (1).
Games With 30+ Points2022-23Career	Games leading Cornell in steals in 2022-23* ...
Chris Manon.....1.....2	Chris Manon (4), Greg Dolan (2), Sean Hansen (2), Guy Ragland Jr. (1), Max Watson (1), Nazir Williams (1).
Guy Ragland Jr.....1.....2	
Nazir Williams.....1.....1	Games leading Cornell in blocks in 2022-23* ...
Sean Hansen.....0.....1	Sean Hansen (6), Guy Ragland Jr. (3), Marcus Filien (2), Isaiah Gray (2), Chris Manon (2), Josh Baldwin (1), Keller Boothby (1), Ryan Kiachian (1), Nazir Williams (1).
Games With 10+ Assists2022-23Career	First sub in* ...
Max Watson.....1.....1	Chris Manon (8), Guy Ragland (8), Max Watson (8), Chris Cain (3), Josh Baldwin (1).
Keller Boothby.....0.....3	
Chris Manon.....0.....1	Consecutive Starts ...
Games With 4+ Steals2022-23Career	Keller Boothby (10), Greg Dolan (8), Isaiah Gray (8), Sean Hansen (8), Nazir Williams (8).
Max Watson.....1.....1	Consecutive Games Played ...
Keller Boothby.....0.....3	Keller Boothby (34), Sean Hansen (34), Chris Manon (34), Guy Ragland Jr. (27), Nazir Williams (22), Marcus Filien (21), Greg Dolan (13), Isaiah Gray (8), Max Watson (8).
Chris Manon.....0.....1	
Games With 3+ Blocks2022-23Career	
Keller Boothby.....0.....4	
Games With 5+ 3-PT FGs2022-23Career	
Guy Ragland Jr.....1.....2	
Nazir Williams.....1.....1	



**Cornell 73,
Lafayette 68
December 4, 2022
Ithaca, N.Y.**

LAST TIME OUT

- Cornell rallied from a six-point deficit in the final three minutes to claim its seventh straight victory, a 73-68 triumph over Lafayette at Newman Arena.
 - Greg Dolan, Chris Manon and Nazir Williams had 12 points apiece to lead the Big Red offense that made just 8-of-26 from 3-point range (31 percent).
 - Dolan added four assists and three boards, Manon had six rebounds and two assists and Williams chipped in five boards.
 - Keller Boothby was a +16 in his 23 minutes, scoring seven points, and Isaiah Gray also scored seven and posted five boards.
 - Max Watson scored six with a game-high four steals, while Marcus Filien had five big points and chipped in four rebounds along with stellar defense.
 - Lafayette got 17 points, eight rebounds and five assists from Kyle Jenkins as one of three Leopard players in double figures.
 - Leo O'Boyle netted 14 points, grabbed five boards and dished four assists and T.J. Berger scored 11 points off the bench.
 - Lafayette shot 41 percent from 3-point range, but missed its final five behind the arc as the big Red rallied for the win.
- In the Big Red's nine-man rotation, five players are shooting 55 percent or better from the floor and eight are averaging at least 18.0 minutes per contest.
 - All nine players in the rotation have, at worst, a neutral assist:turnover ratio.
 - Cornell's consecutive wins at Monmouth and Delaware, both Colonial Athletic Conference opponents, were against foes who won at least 20 games a season ago.
 - Picked fifth in the Ivy League Preseason media poll, the Big Red is coming off a 15-11 season that included an appearance in the Ivy Tournament and a fourth-place finish among the Ancient Eight.
 - Four starters have departed, with three of the seniors moving on to play as graduate transfers at other Division I institutions (Ivy League does not allow graduate student eligibility) — Dean Noll (Stony Brook), Kobe Dickson (Howard) and Sarju Patel (Albany).
 - Over the past two seasons, seven grad transfers have gone on to play Division I basketball elsewhere — Jimmy Boenheim (Syracuse), Bryan Knapp (George Washington), Terrance McBride (Rice) and Riley Voss (Wright State).
 - While the loss of four starters is usually crippling, the Big Red returns eight players who saw at least nine minutes of action per game for a squad that played at least 11 in each of its 26 contests.
- The Big Red's 22 3-pointers against SUNY-Delhi broke the school record of 20 at Brown on March 5, 2010, a game where the 2009-10 Big Red clinched the Ivy League title in Providence, R.I. That mark is the tied for the most by any Division I team this season (Chattanooga vs. Covenant, 11/29/2022)
 - Cornell's 114 points against SUNY-Delhi were the third-most in a game in school history and marks the 26th time that the Big Red has surpassed the 100-point mark.
 - Cornell's 31 assists against SUNY-Delhi tied for the second-most in a game in school history, with three of the top four marks coming in the past 25 contests.

MISCELLANEOUS TEAM NOTES

- Cornell has hit a 3-pointer in 920 consecutive games dating back to a contest against Denison in the 1988-89 season opener (0-for-2). Since the 3-point shot came into effect in NCAA play during the 1986-87 season, the Big Red has hit at least one shot behind the arc in 966 of 970 games (6,453 3-pointers over that span).
- The Big Red's five-game win streak to start the 2021-22 was its longest since walking off the floor victorious in nine consecutive contests late in 2009-10.
- Brian Earl and his brother Dan (Chattanooga) one of four active sets of brothers directing Division I programs, joining Bobby (Arizona State) and Danny (Connecticut) Hurley, Joe (Boston University) and James (Yale) Jones and Archie (Rhode Island) and Sean (Xavier) Miller.
- Tenth-year assistant coach Jon Jaques was a starter and senior captain on the 2009-10 Cornell team that advanced to the NCAA Sweet 16.
- After the Ivy League didn't compete during the 2019-20 season, Cornell's first game of the 2021-22 season against Binghamton, a 76-67 Big Red victory, was its first in 612 days.
- The Big Red's home win over Colgate on Nov. 16, 2021 was its first contest at Newman Arena since a 67-58 defeat at the hand of Harvard on Feb. 29, 2020 - a span of 627 days.
- Cornell has played in 47 different states, as well as in Cuba, Puerto Rico, Australia, France and Spain. The only states the Big Red has not played in are Alaska, North Dakota and Mississippi.
- The Big Red continues to be ranked among the best according to the annual NCAA Divi-

sion I Academic Progress Report (APR). The APR measures semester-by-semester records for every individual team in Division I with regard to each team members' continuing eligibility, retention and progress toward graduation. The NCAA "commends" teams that have APR scores in the top 10 percent within their sport. Cornell has been recognized 10 times in since the APR began in 2005, including seven consecutive (2009-16).

- Dating back to the first overtime game against Penn way back in 1922, Cornell is 41-51 in games that go an extra period. Cornell is 7-10 in multiple overtime games, with the longest game for the Big Red being a five overtime contest against Princeton, won by the Tigers 66-61 on Feb. 24, 1979 at Barton Hall. Cornell is 30-19 in home overtime games, 2-2 in neutral contests and 10-29 in road games.
- Are Cornell Student-Athletes on Scholarship? The easy answer is no. Cornell student-athletes are awarded need-based financial aid, just as any other student who applies to the school. That package can come in the form of student loans and grants. The basic intent of the original Ivy League agreement of 1954 was to improve and foster intercollegiate athletics while keeping the emphasis on such competition in harmony with the educational purpose of the institutions. The Ivy League is nationally recognized for its level of success — absent of athletic scholarships — while rigorously maintaining its self-imposed high academic standards. The Ivy League has demonstrated a rare willingness and ability, given the current national pressures on intercollegiate success, to abide by these rules and still compete successfully in Division I athletics.

BIG RED BASKETBALL HISTORY

With nearly 125 years of basketball to call upon, the Big Red has an incredibly storied history on the college hardwood. Cornellians have been successful in the NBA (both on the hardwood and in the board room) and have often challenged the best teams in the country.

From Cornell Hall of Famers Howard Ortner and Sam MacNeil to Albert Sharpe, Royner Greene, Steve Donahue and now Brian Earl, Big Red coaches have routinely put their teams in positions to compete for championships, claiming eight EIBL or Ivy League titles. Most recently, three consecutive Ancient Eight crowns, including an NCAA Sweet 16 appearance in 2009-10 and an appearance in the 2019 CIT, show that the Big Red continues to rewrite history.

Five NCAA Tournament appearances. More than 1,200 wins. NBA players and dozens of professional basketball players around the globe. From being a charter member of the first basketball conference in the college game (Eastern Intercollegiate Basketball League), to now being a part of the oldest and most stable athletic grouping (Ivy League), Big Red basketball has played an important role in the history of college basketball.

Basketball first appeared at Cornell in 1892, and a club was formed in 1898 after with J.S. Hills as elected manager and R.F. Ludwig named captain. For the first three years it was not officially recognized by the Athletic Council, and consequently could not use the name Cornell. In 1901, however, the team was granted the rights to use the Cornell name. It's name has been stitched on the front of jerseys ever since, and Cornellians have been instrumental in the growth of the college, professional and international games.

Ed Steitz '43, a member of the Basketball and FIBA Basketball Halls of Fame, was the original founder and president of Amateur Basketball Association of the United States of America (ABAUSA), now USA Basketball. He served for more than 25 years as secretary, editor and national interpreter of the NCAA Men's Basketball Rules Committee, authoring more than 90 books and 300 articles on basketball and its rules. He was instrumental in the reinstatement of the dunk in 1976 and was an advocate of the 45-second shot clock and 3-point shot. Steitz also helped establish the Basketball Hall of Fame in Springfield, Mass. while serving as head basketball coach and athletic director at Springfield College.

Nat Militzok was the first Cornellian to play in the NBA, and may have been the first player from any school to step on an NBA court. He had the honor of playing in what is considered the first NBA game for the Knicks against the Huskies in Toronto on Nov. 1, 1946 and was credited with the first assist in league history.

Cornell has played games in 47 states (only Alaska, North Dakota and Mississippi are holdouts), as well as in Australia, Belgium, Cuba, Denmark, France, Germany, Puerto Rico, Spain and Sweden. The Big Red has suited up against the Canadian national champions and national teams from countries spanning from Great Britain to Egypt to Luxembourg, all the while representing one of the world's most fabled Universities.

Characters abound in Big Red lore, from diminutive 5-6 All-American Chuck Rolles to 7-0 local star Jeff Foote, Cornell's most recent NBA player. Matt Morgan, Ryan Wittman and John Bajusz, the top three scorers in school history, are well-regarded as among the finest shooters to ever grace the Ivy League courts. Standouts like Lee Morton, Ken Bantum and Louis Dale have been honored as the top player in the conference, and nine have garnered a total of 10 All-America honors. Twelve have been drafted into the NBA and five have garnered coveted spots on the Academic All-America team, showing the balance of athletics and academics the Ivy League prides itself in.

Quick Facts

GENERAL INFORMATION

Location:	Ithaca, N.Y. 14853
Founded:	1865
Enrollment (undergraduate):	15,100
Nickname:	The Big Red
School Colors:	Carnelian Red and White
Home Court:	Newman Arena (3,500)
Affiliation:	NCAA Division I
Conference:	The Ivy League
President:	Martha E. Pollack
Athletic Director:	J. Andrew Noel Jr.

2022-23 MEN'S BASKETBALL COACHING STAFF

Head Coach:	Brian Earl (Princeton '99)
Assistant Coaches:	Jon Jaques (Cornell '10)
	Alex Mumphard (Greenville '14)
	Max Ginsberg (Cornell '18)
	Kieran Hurley (Cornell '17)
Director of Basketball Ops:	Justin Valentine
Athletic Trainer:	Justin Valentine
Strength & Conditioning Coach:	Jay Andress, Erika Rogan

2022-23 MEN'S BASKETBALL INFORMATION

2021-22 Record:	15-11
Home/Away/Neutral:	10-2/5-8/0-1
2021-22 Ivy Record/Finish:	7-7 (7th)
Home/Away:	5-2/2-5
Letter Winners Returning/Lost:	8/5
Starters Returning/Lost:	1/4
Roster Breakdown (Sr./Jr./So./Fr.):	3/7/4/4

HISTORICAL MEN'S BASKETBALL INFORMATION

First Year of Men's Basketball:	1898-99
Overall All-Time Record:	1,299-1,472-2 (.469)
Overall Ivy League Record:	389-520 (.428)
Overall Record at Newman Arena:	229-165 (.581)
Ivy League Championships:	4 (1988, 2008, 2009, 2010)
First-Team All-Ivy Selections	31
All-Americans:	8

FOLLOWING BIG RED MEN'S BASKETBALL

Website	www.CornellBigRed.com
Facebook	www.Facebook.com/cornellathletics
Twitter	www.Twitter.com/CUBigRedHoops
YouTube	www.YouTube.com/cornellathletics
Live Stats (Home)	www.sidearmstats.com/cornell/mbball
Live Video (Home)	ESPN+

CORNELL ATHLETIC COMMUNICATIONS

Assoc. AD/Communications (MBKB Contact)	Jeremy Hartigan
E-mail	jh295@cornell.edu
Office Phone	(607) 255-9788
Cell Phone	(607) 351-1675
Assistant Director	Marshall Haim
Assistant Director	Matthew Jensen
Multimedia Coordinator	Aaron Kelly
Digital Content & Strategic Comm. Specialist	Eldon Lindsay
Asst. Dir. of Athletics/Multimedia & Production	John Lukach
Assistant Director - Video	Steve Weed
Multimedia & Production Coordinator	Alijah Bates
Multimedia & Production Coordinator	Jack Gerken

PRACTICE INTERVIEWS/COVERAGE

All interviews with Coach Brian Earl and players must be requested in advance through the Athletic Communications Office. The coach and players are available for interviews before practices by appointment only, so as not to interfere with academic or practice schedules.

POSTGAME INTERVIEWS

Coach Brian Earl and selected players will be available after the required 10-minute "cooling-off" period after each game. The Big Red locker room is closed.

RECORD BOOK

For Cornell men's basketball historical information, including year by year results, records and honors, [click here](#).

IVY LEAGUE STANDINGS

School	Ivy			Overall		
	W - L	Pct.	W - L	Pct.		
Yale	0 - 0	.000	8 - 1	.889		
Cornell	0 - 0	.000	7 - 1	.875		
Princeton	0 - 0	.000	6 - 2	.750		
Harvard	0 - 0	.000	7 - 3	.700		
Brown	0 - 0	.000	5 - 4	.556		
Penn	0 - 0	.000	5 - 6	.455		
Dartmouth	0 - 0	.000	4 - 5	.444		
Columbia	0 - 0	.000	4 - 7	.364		

COMPOSITE SCHEDULE

SUNDAY, NOVEMBER 27

Fordham 68, Harvard 60
Brown 70, Maine 63
Colorado 65, Yale 62
Penn 86, Delaware 73
Dartmouth 78, UTSA 77 (OT)

MONDAY, NOVEMBER 28

Grambling 73, Dartmouth 49
Marist 52, Columbia 39

TUESDAY, NOVEMBER 29

Brown 59, Central Connecticut 51

WEDNESDAY, NOVEMBER 30

Princeton 92, Cairn 58
Yale 86, Howard 40
Harvard 72, Holy Cross 38
Dartmouth 99, Northern UVM-Johnson 41
Saint Joseph's 85, Penn 80 (OT)

THURSDAY, DECEMBER 1

Cornell 74, Delaware 67

FRIDAY, DECEMBER 2

Brown 72, Bryant 60
UMass 71, Harvard 68

SATURDAY, DECEMBER 3

Princeton 83, Drexel 63
Dartmouth 79, Cal State Bakersfield 54
La Salle 84, Penn 81 (OT)
Columbia 56, New Hampshire 52
Yale 77, Stony Brook 72

SUNDAY, DECEMBER 4

Cornell 73, Lafayette 68
Harvard 76, Tufts 59
Brown 65, Hartford 51
Columbia 106, Sarah Lawrence 65

TUESDAY, DECEMBER 6

Yale at Butler, 6:30 p.m.
Vermont at Dartmouth, 7 p.m.
Lafayette at Princeton, 7 p.m.
UMBC at Columbia, 7 p.m.

WEDNESDAY, DECEMBER 7

Penn at Villanova, 7 p.m.
Cornell at Miami, 7 p.m.
Brown at Rhode Island, 7 p.m.

IN-SEASON BIRTHDAYS

Dec. 2	Greg Dolan (23)
Dec. 9	Chris Manon (21)
Jan. 10	Evan Williams (21)
Feb. 8	Sean Hansen (21)
Feb. 19	Darius Ervin (22)

Media Roster

Numerical Roster



Evan Williams
#0 • Jr. • F • 6-7 • 220
Murphy, Texas
Plano East Senior HS



Nazir Williams
#1 • So. • G • 6-3 • 184
Nyack, N.Y.
South Kent School



Marcus Filien
#2 • Sr. • F • 6-7 • 214
Rensselaer, N.Y.
Phillips Andover Academy



Ryan Kiachian
#3 • So. • F/C • 6-9 • 235
San Jose, Calif.
Bellarmine College Prep

No.	Name	Pos.	Cl.	Ht.	Wt.	Hometown/Last School
0	Evan Williams	F	Jr.	6-7	220	Murphy, Texas/Plano East Senior HS
1	Nazir Williams	G	So.	6-3	184	Nyack, N.Y./South Kent School
2	Marcus Filien	F	Sr.	6-7	214	Rensselaer, N.Y./Phillips Academy Andover
3	Ryan Kiachian	F/C	So.	6-9	235	Los Altos Hills, Calif./Bellarmine College Prep
4	Greg Dolan	G	Sr.	6-3	188	Williamsville, N.Y./Northfield Mount Hermon School
10	Chuks Uzoka	F	Sr.	6-6	208	Richmond, Texas/Fort Bend Christian Academy
11	Adam Tsang Hinton	G	Fr.	6-5	206	Studio City, Calif./Harvard-Westlake School
12	AK Okereke	F	Fr.	6-7	220	Clovis, Calif./Clovis North HS
13	Isaiah Gray	G	Jr.	6-3	215	Brooklyn, N.Y./Martin Luther King HS
14	Darius Ervin	G	Jr.	5-8	162	Brooklyn, N.Y./Northfield Mount Hermon School
15	Keller Boothby	F	Jr.	6-7	210	Plano, Texas/Prestonwood Christian Academy
20	Sean Hansen	F	Jr.	6-9	250	Ramsey, N.J./Ramsey HS
21	Guy Ragland Jr.	F	So.	6-8	243	West Hartford, Conn./Northwest Catholic HS
23	DJ Nix	F	Fr.	6-6	220	Harrisburg, N.C./Cannon School
24	Josh Baldwin	G	Fr.	6-5	235	Everett, Mass./Belmont Hill School
25	Max Watson	G	Jr.	6-4	195	Brigham City, Utah/Salt Lake C.C.
30	Chris Manon	G/F	Jr.	6-5	210	New Milford, N.J./Saint Joseph Regional HS
31	Cooper Noard	G	Fr.	6-2	182	Glenview, Ill./Glenbrook South HS
33	Chris Cain	F	So.	6-8	216	Middletown, N.Y./Pine Bush HS



Greg Dolan
#4 • Sr. • G • 6-3 • 188
Williamsville, N.Y.
Northfield Mount Hermon



Chuks Uzoka
#10 • Sr. • F • 6-6 • 208
Richmond, Texas
Fort Bend Christian Acad.



Adam Tsang Hinton
#11 • Fr. • G • 6-5 • 215
Studio City, Calif.
Harvard-Westlake School



Isaiah Gray
#13 • Jr. • G • 6-3 • 215
Brooklyn, N.Y.
Martin Luther King HS

The Robert J. Gallagher '41 Head Coach of Cornell Basketball: Brian Earl (Princeton '99, 7th year).

Assistant Coaches: Jon Jaques (Cornell '10, 10th year); Alex Mumphard (Greenville '14, 5th year); Max Ginsberg (Cornell '18, 2nd year).

Director of Basketball Operations: Kieran Hurley (Cornell '17).

Athletic Trainer: Justin Valentine.

Strength & Conditioning Coaches: Jay Andress, Erika Rogan



Darius Ervin
#14 • Jr. • G • 5-8 • 162
Brooklyn, N.Y.
Northfield Mount Hermon



Keller Boothby
#15 • Jr. • F • 6-7 • 210
Plano, Texas
Prestonwood Christian Acad.



Sean Hansen
#20 • Jr. • F • 6-9 • 250
Ramsey, N.J.
Ramsey HS



Guy Ragland Jr.
#21 • So. • F • 6-8 • 243
West Hartford, Conn.
Northwest Catholic HS



DJ Nix
#23 • Fr. • F • 6-6 • 220
Harrisburg, N.C.
Cannon School



Josh Baldwin
#24 • Fr. • G • 6-5 • 235
Everett, Mass.
Belmont Hill School



Max Watson
#25 • Jr. • G • 6-4 • 195
Brigham City, Utah
Box Elder HS



Chris Manon
#30 • Jr. • G/F • 6-5 • 210
New Milford, N.J.
Saint Joseph Regional HS



Cooper Noard
#31 • Fr. • G • 6-2 • 182
Glenview, Ill.
Glenbrook South HS



Chris Cain
#33 • So. • F • 6-8 • 216
Pine Bush, N.Y.
Pine Bush HS



AK Okereke
#12 • Fr. • F • 6-7 • 220
Clovis, Calif.
Clovis North HS



Brian Earl The Robert E. Gallagher Head Coach of Cornell Basketball

- Brian Earl is in his seventh season as the Robert E. Gallagher '44 Head Coach of Cornell Men's Basketball.
- Guided the Big Red to its first-ever Ivy League Tournament appearances (2018, 2022) and its first postseason appearance (2019 CIT) in nearly a decade.
- Coached and/or recruited three 1,000-point scorers.
- Helped develop six All-Ivy League and two CoSIDA Academic All-America selections.
- The 1999 Ivy Player of the Year at Princeton, he graduated with a record 281 3-pointers.

PRONUNCIATIONS

Marcus **FILIEN** **FILL**-e-in
 Adam **TSANG** Hinton..... **SANG**
 Jon **JAQUES** **JAKES**
 Ryan **KIACHIAN** **KEY**-uh-chin
 Chris **MANON** **MAN**-in
 Cooper **NOARD**..... **NORD**
 AK **OKEREKE** **oh**-kuh-**REH**-kay
CHUKS UZOKA..... **CHOOKS** ooh-**ZHO**-kuh
NAZIR Williams **NAZ**-ear

2022-23 Big Red Coaching Staff



Jon Jaques
Assistant Coach
Cornell '10
10th season



Alex Mumphard
Assistant Coach
Greenville '14
5th season















Max Ginsberg
Assistant Coach
Cornell '18
2nd season



Kieran Hurley
Basketball Operations
Cornell '17
4th season

Cornell Big Red TV & Radio Chart

Record	2022-23	Last Yr.	Stats	Cornell	Opp	Miami	Opp	Cornell's Three-Game Stretch
Overall	7-1	15-11	FG%	.495	.405	.477	.415	Dec. 4 Lafayette W, 73-68
Ivy	—	7-7	3PT%	.375	.318	.325	.305	The Big Red finishes the contest on an 11-0 run for the comeback win
Home	4-0	10-2	FT%	.672	.663	.746	.724	Dec. 1 at Delaware W, 74-67
Away	3-1	5-8	Points	82.6	67.8	74.4	62.9	Cornell closes the game on a 20-2 run to erase a late 11-point deficit
Neutral	—	0-1	Rebounds	37.8	35.3	33.4	32.8	Nov. 25 at Monmouth W, 81-63
			Assists	20.1	15.5	14.3	11.3	Cornell holds 30-point second half lead, cruises to fifth straight win

	#1 NAZIR WILLIAMS (NAHZ-ear) So. • G • 6-3 • 184 • Nyack, N.Y. • South Kent School	<ul style="list-style-type: none"> Second on team in scoring, reaching double figures in seven of eight contests. Posted his first career double-double with 12 points, 10 rebounds and 5 assists against Canisius. Opened the season with 17 points, including a career-high four 3-pointers, at Boston College. Shot 50 percent from the field, including 61 percent from inside the arc (45-of-74), in 2021-22. Named Ivy League Rookie of the Week on Nov. 29, 2021 after a 1-1 week that included a close loss to Penn State and a win over Saint Francis (Pa.). 	<ul style="list-style-type: none"> POINTS 21 vs. Saint Francis (Pa.) (11/24/21) REBOUNDS 10 vs. Canisius (11/22/22) ASSISTS 5 (2x) last vs. Canisius (11/22/22) BLOCKS 1 (2x) last at Saint Francis (Pa.) (11/14/22) STEALS 3 vs. Wells (11/19/21) MINUTES 30 vs. Canisius (11/22/22) LAST GAME: 12 pts, 5 reb, 2 ast, in 26 min.
	#2 MARCUS FILIEN (FILL-ee-inn) Sr. • F • 6-7 • 214 • Rensselaer, N.Y. • Phillips Andover Academy	<ul style="list-style-type: none"> Has played in all eight contests this season. Scored five points with four rebounds in a season-best 20 minutes in the win over Lafayette. Played 16 minutes at Boston College, grabbing four rebounds with an assist and a blocked shot. Averaging 3.6 points, 3.1 rebounds per game over the last seven contests of 2021-22 (15.4 minutes per game). Posted 9.6 rebounds per 40 minutes last season. 	<ul style="list-style-type: none"> POINTS 8 (2x) last vs. Columbia (2/9/22) REBOUNDS 9 vs. Brown (2/22/20) ASSISTS 4 vs. Wells (11/19/21) BLOCKS 1 (11x) last vs. SUNY-Delhi (11/10/22) STEALS 3 vs. Yale (2/21/20) MINUTES 31 vs. Yale (2/21/20) LAST GAME: 5 pts, 4 reb in 20 min.
	#4 GREG DOLAN Sr. • G • 6-3 • 188 • Williamsville, N.Y. • Northfield Mount Hermon	<ul style="list-style-type: none"> Two-year captain leads in scoring and assists, second in rebounds and steals while shooting 57-56-60. First in Ivy League in assists, assist:turnover ratio, third in steals and fifth in 3-point percentage. Has 101 assists and just 42 turnovers (2.40 assist:turnover ratio) for his career, first all-time at Cornell. Scored 16 points with six rebounds, six assists and zero turnovers in 16 minutes vs. SUNY-Delhi. Posted 13 points, six rebounds, three assists and two steals at Boston College in the season opener. Averaged 6.2 points, 3.1 rebounds, 2.7 assists and 0.7 steals in 20.6 minutes per game in 2021-22. 	<ul style="list-style-type: none"> POINTS 18 (2x) last at Saint Francis (Pa.) (11/14/22) REBOUNDS 8 (2x) last at Columbia (3/5/22) ASSISTS 8 at Canisius (11/29/21) BLOCKS 1 (5x) last at Canisius (11/29/21) STEALS 3 (4x) last at Monmouth (11/25/22) MINUTES 33 at Saint Francis (Pa.) (11/14/22) LAST GAME: 12 pts, 3 reb, 4 ast, 1 stl in 32 min.
	#13 ISAIAH GRAY Jr. • G • 6-3 • 215 • Brooklyn, N.Y. • Martin Luther King HS	<ul style="list-style-type: none"> Had 14 points and four rebounds in the win at Saint Francis (Pa.). Posted 10 points against both SUNY-Delhi and Canisius. Made his first collegiate start at Boston College, scoring four points with three rebounds, two steals and a blocked shot. Averaged 2.7 points, 1.6 rebounds and 1.0 assists in 22 games off the bench in 2021-22. Notched career highs of 15 points, six assists, four rebounds and two steals in the victory over Keuka. 	<ul style="list-style-type: none"> POINTS 15 vs. Keuka (12/5/21) REBOUNDS 5 vs. Lafayette (12/4/22) ASSISTS 6 vs. Keuka (12/5/21) BLOCKS 1 (3x) last at Monmouth (11/25/22) STEALS 2 (2x) last at Boston Coll. (11/7/22) MINUTES 26 (2x) last at Delaware (12/1/22) LAST GAME: 7 pts, 5 reb, 1 ast, 1 stl in 20 min.
	#15 KELLER BOOTHBY (BOOTH-bee) Jr. • F • 6-7 • 210 • Plano, Texas • Prestonwood Christian Academy	<ul style="list-style-type: none"> Has been in double figures in five games. Is 14-of-36 (.389) from 3-point range over his last five contests Averaged 8.3 points and 3.7 rebounds while shooting 53 percent from the floor and 49 percent from 3-point range in a team-best 23.1 minutes per contest in 2021-22. His .488 3-point percentage would have led the country (minimum is 2.5 3-pointers per game) — was six makes short. 	<ul style="list-style-type: none"> POINTS 21 vs. Coppin State (12/3/21) REBOUNDS 8 vs. Colgate (11/16/21) ASSISTS 4 vs. SUNY-Delhi (11/10/22) BLOCKS 1 (3x) last at Monmouth (11/25/22) STEALS 4 (3x) last at Columbia (3/5/22) MINUTES 31 at Penn (1/7/22) LAST GAME: 7 pts, 2 reb, 1 ast in 23 min.
	#20 SEAN HANSEN Jr. • F • 6-9 • 250 • Ramsey, N.J. • Ramsey HS	<ul style="list-style-type: none"> Tied school record by making all eight shots in doubling his previous career scoring high with 26 points to go along with five rebounds, five assists and three steals at Saint Francis (Pa.). Had nine points, six rebounds and three assists in 21 minutes at Boston College to open the 2022-23 campaign. Posted a career-high 13 points at Harvard, sending the game to OT with the final four points in regulation. 	<ul style="list-style-type: none"> POINTS 26 at Saint Francis (Pa.) (11/14/22) REBOUNDS 11 vs. Wells (11/19/21) ASSISTS 5 (2x) last at Delaware (12/1/22) BLOCKS 3 vs. Lafayette (12/4/22) STEALS 3 (2x) last at Delaware (12/1/22) MINUTES 29 at Saint Francis (Pa.) (11/14/22) LAST GAME: 6 pts, 7 reb, 1 ast, 3 blk in 28 min.
	#21 GUY RAGLAND JR. So. • F • 6-8 • 243 • West Hartford, Conn. • Northwest	<ul style="list-style-type: none"> Scored 12 points with five rebounds, three assists and two steals in the win over Canisius. Opened the year with seven points, five rebounds and three assists to open the season at Boston College. Set school record with nine consecutive 3-pointers made over a four-game span as a freshman. Ivy League Rookie of the Week on Feb. 28 after scoring 11 points, blocking two shots in a win over Yale. 	<ul style="list-style-type: none"> POINTS 17 vs. Keuka (12/5/21) REBOUNDS 12 vs. Keuka (12/5/21) ASSISTS 3 (3x) last at Monmouth (11/25/22) BLOCKS 2 vs. Yale (2/26/22) STEALS 2 (2x) last vs. Canisius (11/22/22) MINUTES 25 (2x) last at Monmouth (11/25/22) LAST GAME: 6 pts, 1 reb, 1 blk in 16 min.
	#24 JOSH BALDWIN Fr. • G • 6-5 • 233 • Everett, Mass. • Belmont Hill School	<ul style="list-style-type: none"> Averaging 1.7 points, 0.7 rebounds and 1.0 assists in 8.2 minutes per game in six contests off the bench. Made his collegiate debut with six points, two rebounds and three assists in the win over SUNY-Delhi. Posted four points against Ithaca. Three-time all-league selection at Belmont Hill School. 	<ul style="list-style-type: none"> POINTS 6 vs. SUNY-Delhi (11/10/22) REBOUNDS 2 vs. SUNY-Delhi (11/10/22) ASSISTS 3 vs. SUNY-Delhi (11/10/22) BLOCKS 1 at Monmouth (11/25/22) STEALS 1 vs. Ithaca (11/18/22) MINUTES 18 vs. SUNY-Delhi (11/10/22) LAST GAME: DNP
	#25 MAX WATSON Jr. • G • 6-4 • 195 • Brigham City, Utah • Box Elder HS • Salt Lake C.C.	<ul style="list-style-type: none"> Career-high 10 points with three rebounds, an assist and a steal in the win at Saint Francis (Pa.). Scored seven points with three rebounds and an assist, including the game-tying 3-pointer with 20 seconds left, in a season-opening 79-77 loss at Boston College. Helped Salt Lake Community College to a national runner-up finish as a sophomore. Averaged 8.1 points, 2.5 rebounds, 1.0 assists and 1.5 steals in 18.5 minutes per game in his final season at Salt Lake CC while shooting 44 percent from the floor and 40 percent from 3-point range. 	<ul style="list-style-type: none"> POINTS 10 (3x) last at Delaware (12/1/22) REBOUNDS 3 (2x) last vs. SUNY-Delhi (11/10/22) ASSISTS 2 at Saint Francis (Pa.) (11/14/22) BLOCKS — STEALS 4 vs. Lafayette (12/4/22) MINUTES 23 at Saint Francis (Pa.) (11/14/22) LAST GAME: 6 pts, 1 reb, 1 ast, 4 stl in 19 min.
	#30 CHRIS MANON (MAN-in) Jr. • G/F • 6-5 • 210 • New Milford, N.J. • Saint Joseph Regional HS	<ul style="list-style-type: none"> Has at least one steal in 13 of last 14 games and ranks second in the Ivy in steals per game (1.9). Scored a team-high 17 points with six rebounds, three assists, two steals and a block against SUNY-Delhi. Has four double figure scoring games. Had nine points, three rebounds and four assists in 18 minutes at Boston College to open the 2022-23 season. Averaged 11.5 ppg., 3.7 rpg., 1.9 apg. and 1.9 spg. in Ivy League play on 51-39-63 shooting while playing just 18.6 mpg. in 2021-22. 	<ul style="list-style-type: none"> POINTS 22 vs. Princeton (2/4/22) REBOUNDS 7 (2x) last vs. Princeton (2/4/22) ASSISTS 5 vs. Princeton (2/4/22) BLOCKS 2 vs. Columbia (2/9/22) STEALS 4 at Yale (1/15/22) MINUTES 29 at Harvard (2/19/22) LAST GAME: 12 pts, 6 reb, 2 ast in 17 min.
	#31 COOPER NOARD (NORD) Fr. • G • 6-2 • 182 • Glenview, Ill. • Glenbrook South HS	<ul style="list-style-type: none"> Scored six points, grabbed three rebounds and dished two assists against SUNY-Delhi. Made his collegiate debut with two minutes of action at Boston College. First-team all-state selection by the Illinois Basketball Coaches Association as a senior captain at Glenbrook South HS. Averaged 16.0 points per game as a senior, leading the team to its first sectional title in school history. 	<ul style="list-style-type: none"> POINTS 6 vs. SUNY-Delhi (11/10/22) REBOUNDS 3 vs. SUNY-Delhi (11/10/22) ASSISTS 2 vs. SUNY-Delhi (11/10/22) BLOCKS — STEALS — MINUTES 15 vs. SUNY-Delhi (11/10/22) LAST GAME: DNP
	#33 CHRIS CAIN So. • F • 6-7 • 216 • Middletown, N.Y. • Pine Bush HS	<ul style="list-style-type: none"> Scored six points with two assists and a steal vs. SUNY-Delhi. First off the bench at Boston College, collecting two steals in three minutes of action. Averaged 1.7 points, 0.7 rebounds and 0.3 assists in six contests in 2021-22. Father played basketball at Manhattan and graduated as the school's all-time leading scorer, while his mother was a 1,000-point scorer and all-time leader in blocked shots at Fairfield before playing professionally in Ireland. 	<ul style="list-style-type: none"> POINTS 7 vs. Wells (11/19/21) REBOUNDS 2 at Yale (1/15/22) ASSISTS 2 (2x) last vs. SUNY-Delhi (11/10/22) BLOCKS 1 vs. Penn (2/5/22) STEALS 2 at Boston College (11/7/22) MINUTES 13 vs. Wells (11/19/21) LAST GAME: DNP

#0 EVAN WILLIAMS Jr. • F • 6-7 • 220 • Murphy, Texas • Plano East Senior HS	#3 RYAN KIACHIAN (KEY-uh-chin) So. • F • 6-10 • 235 • Los Altos Hills, Calif. • Bellarmine College Prepara-	#10 CHUKS ZOKO (CHOOKS ooh-ZOH-kuh) Sr. • F • 6-7 • 208 • Rensselaer, N.Y. • Phillips Andover Academy	#11 ADAMTSANG HINTON Fr. • G • 6-5 • 215 • Studio City, Calif. • Harvard-Westlake School	#12 AK OKEREKE Fr. • F • 6-7 • 220 • Clovis, Calif. • Clovis North HS	#14 DARIUS ERVIN Jr. • G • 5-8 • 162 • Brooklyn, N.Y. • Northfield Mount Hermon School	#23 DJ NIX Fr. • F • 6-6 • 220 • Harrisburg, N.C. • Cannon School
PPG — FG% —	PPG 0.0 FG% —	PPG — FG% —	PPG 2.0 FG% 1.000	PPG 0.0 FG% .000	PPG — FG% —	PPG 2.3 FG% 1.000
RPG — 3FG% —	RPG 1.0 3FG% —	RPG — 3FG% —	RPG 0.0 3FG% 1.000	RPG 2.0 3FG% .000	RPG — 3FG% —	RPG 1.7 3FG% 1.000
APG — FT% —	APG 2.0 FT% —	APG — FT% —	APG 0.0 FT% —	APG 0.0 FT% —	APG — FT% —	APG 0.3 FT% —

2022-23 CORNELL MEN'S BASKETBALL OVERALL STATISTICS

Game Records

Record	Overall	Home	Away	Neutral
ALL GAMES	7-1	4-0	3-1	0-0
CONFERENCE	0-0	0-0	0-0	0-0
NON-CONFERENCE	7-1	4-0	3-1	0-0

Score by Periods

Team	1st	2nd	OT	TOT
Cornell	328	333	0	661
Opponents	275	267	0	542

Team Box Score

No.	Player	Total			3-Point		F-Throw		Rebounds				Other									
		GP-GS	MIN	AVG	FG-FGA	FG%	3FG-3FGA	3FG%	FT-FTA	FT%	OFF	DEF	TOT	AVG	PF	DQ	A	TO	BLK	STL	PTS	AVG
4	DOLAN, Greg	8-8	229:03	28.6	38-69	.551	17-30	.567	13-20	.650	8	31	39	4.9	8	0	33	12	0	13	106	13.3
1	WILLIAMS, Nazir	8-8	182:45	22.8	33-71	.465	13-35	.371	8-10	.800	5	23	28	3.5	23	1	18	18	1	7	87	10.9
15	BOOTHBY, Keller	8-8	187:50	23.5	27-68	.397	20-57	.351	2-4	.500	5	18	23	2.9	11	0	10	1	1	5	76	9.5
30	MANON, Chris	8-0	144:25	18.1	28-50	.560	2-6	.333	15-24	.625	7	21	28	3.5	16	0	21	20	3	15	73	9.1
20	HANSEN, Sean	8-8	171:02	21.4	26-46	.565	5-13	.385	15-20	.750	15	28	43	5.4	15	0	25	21	8	9	72	9.0
13	GRAY, Isaiah	8-8	171:32	21.4	27-47	.574	1-13	.077	10-15	.667	6	19	25	3.1	11	0	15	11	2	6	65	8.1
21	RAGLAND JR., Guy	8-0	162:49	20.4	22-60	.367	11-43	.256	8-15	.533	5	31	36	4.5	15	0	16	14	5	6	63	7.9
25	WATSON, Max	8-0	141:55	17.7	24-43	.558	14-27	.519	1-2	.500	6	7	13	1.6	3	0	6	2	0	9	63	7.9
31	NOARD, Cooper	4-0	28:05	7.0	4-10	.400	4-9	.444	0-0	.000	4	1	5	1.3	0	0	2	2	0	0	12	3.0
23	NIX, DJ	3-0	10:53	3.6	3-3	1.000	1-1	1.000	0-0	.000	0	5	5	1.7	1	0	1	1	0	0	7	2.3
11	TSANG HINTON, Adam	3-0	12:52	4.3	2-2	1.000	2-2	1.000	0-0	.000	0	0	0	0.0	0	0	0	2	0	0	6	2.0
33	CAIN, Chris	4-0	20:39	5.2	3-6	.500	0-3	.000	2-2	1.000	0	0	0	0.0	3	0	2	0	0	3	8	2.0
24	BALDWIN, Josh	6-0	48:20	8.1	4-6	.667	2-4	.500	0-0	.000	2	2	4	0.7	6	0	6	5	1	1	10	1.7
2	FILIEN, Marcus	8-0	76:09	9.5	3-11	.273	3-9	.333	4-4	1.000	1	17	18	2.3	5	0	3	3	3	3	13	1.6
3	KIACHIAN, Ryan	2-0	08:53	4.4	0-0	.000	0-0	.000	0-0	.000	0	2	2	1.0	1	0	3	1	2	1	0	0.0
12	OKEREKE, AK	1-0	02:48	2.8	0-1	.000	0-1	.000	0-0	.000	1	1	2	2.0	0	0	0	0	0	0	0	0.0
Team											14	17	31				3					
Total		8	1600		244-493	.495	95-253	.375	78-116	.672	79	223	302	37.8	118	1	161	116	26	78	661	82.6
Opponents		8	1600		209-516	.405	63-198	.318	61-92	.663	97	185	282	35.3	126	2	124	129	23	65	542	67.8

Team Statistics

	CU	OPP
Scoring	661	542
Points per game	82.6	67.8
Scoring margin	+14.9	-
Field goals-att	244-493	209-516
Field goal pct	.495	.405
3 point fg-att	95-253	63-198
3-point FG pct	.375	.318
3-pt FG made per game	11.9	7.9
Free throws-att	78-116	61-92
Free throw pct	.672	.663
F-Throws made per game	9.8	7.6
Rebounds	302	282
Rebounds per game	37.8	35.3
Rebounding margin	+2.5	-
Assists	161	124
Assists per game	20.1	15.5
Turnovers	116	129
Turnovers per game	14.5	16.1
Turnover margin	+1.6	-
Assist/turnover ratio	1.4	1.0
Steals	78	65
Steals per game	9.8	8.1
Blocks	26	23
Blocks per game	3.3	2.9
Winning streak	7	-
Home win streak	4	-
Attendance	2365	7949
Home games-Avg/Game	4-591	4-1987
Neutral site-Avg/Game	-	0-0

Team Results

Date	Opponent		Score	Att.
11/07/2022	at Boston College	L	77-79	4239
11/10/2022	SUNY Delhi	W	114-57	822
11/14/2022	at Saint Francis (PA)	W	80-77	758
11/18/2022	Ithaca	W	83-61	648
11/22/2022	Canisius	W	79-70	447
11/25/2022	at Monmouth	W	81-63	1526
12/01/2022	at Delaware	W	74-67	1426
12/04/2022	Lafayette	W	73-68	448

2022-23 CORNELL MEN'S BASKETBALL SEASON/CAREER STATISTICS

Summary

Player	Season Statistics										Career Statistics									
	GP-GS	MIN/G	FG%	3FG%	FT%	R/G	A/G	STL	BLK	PTS/G	GP-GS	MIN/G	FG%	3FG%	FT%	R/G	A/G	STL	BLK	PTS/G
BALDWIN, Josh	6-0	8.1	.667	.500	.000	0.7	1.0	1	1	1.7	6-0	8.1	.667	.500	.000	0.7	1.0	1	1	1.7
BOOTHBY, Keller	8-8	23.5	.397	.351	.500	2.9	1.3	5	1	9.5	34-20	23.3	.483	.444	.762	3.5	0.9	28	3	8.6
CAIN, Chris	4-0	5.2	.500	.000	1.000	0.0	0.5	3	0	2.0	10-0	4.5	.500	.250	1.000	0.4	0.4	3	1	1.8
DOLAN, Greg	8-8	28.6	.551	.567	.650	4.9	4.1	13	0	13.3	48-21	19.7	.506	.462	.630	2.7	2.1	46	5	6.7
FILIEN, Marcus	8-0	9.5	.273	.333	1.000	2.3	0.4	3	3	1.6	48-0	11.0	.408	.256	.700	2.6	0.3	20	12	1.8
GRAY, Isaiah	8-8	21.4	.574	.077	.667	3.1	1.9	6	2	8.1	30-8	13.0	.505	.111	.600	2.0	1.2	15	4	4.1
HANSEN, Sean	8-8	21.4	.565	.385	.750	5.4	3.1	9	8	9.0	34-8	14.9	.491	.306	.690	3.3	1.8	19	18	6.4
KIACHIAN, Ryan	2-0	4.4	.000	.000	.000	1.0	1.5	1	2	0.0	2-0	4.4	.000	.000	.000	1.0	1.5	1	2	0.0
MANON, Chris	8-0	18.1	.560	.333	.625	3.5	2.6	15	3	9.1	34-22	18.0	.494	.314	.642	3.7	2.0	62	12	9.7
NIX, DJ	3-0	3.6	1.000	1.000	.000	1.7	0.3	0	0	2.3	3-0	3.6	1.000	1.000	.000	1.7	0.3	0	0	2.3
NOARD, Cooper	4-0	7.0	.400	.444	.000	1.3	0.5	0	0	3.0	4-0	7.0	.400	.444	.000	1.3	0.5	0	0	3.0
OKEREKE, AK	1-0	2.8	.000	.000	.000	2.0	0.0	0	0	0.0	1-0	2.8	.000	.000	.000	2.0	0.0	0	0	0.0
RAGLAND JR., Guy	8-0	20.4	.367	.256	.533	4.5	2.0	6	5	7.9	32-0	11.8	.426	.336	.700	3.1	0.7	16	13	6.2
TSANG HINTON, Adam	3-0	4.3	1.000	1.000	.000	0.0	0.0	0	0	2.0	3-0	4.3	1.000	1.000	.000	0.0	0.0	0	0	2.0
WATSON, Max	8-0	17.7	.558	.519	.500	1.6	0.8	9	0	7.9	8-0	17.7	.558	.519	.500	1.6	0.8	9	0	7.9
WILLIAMS, Nazir	8-8	22.8	.465	.371	.800	3.5	2.3	7	1	10.9	33-8	18.0	.487	.338	.823	2.3	1.8	23	2	7.8

Scoring

Player	Season Statistics								Career Statistics							
	FG-FGA	FG%	3FG-3FGA	3FG%	FT-FTA	FT%	PTS	PTS/G	FG-FGA	FG%	3FG-3FGA	3FG%	FT-FTA	FT%	PTS	PTS/G
BALDWIN, Josh	4-6	.667	2-4	.500	0-0	.000	10	1.7	4-6	.667	2-4	.500	0-0	.000	10	1.7
BOOTHBY, Keller	27-68	.397	20-57	.351	2-4	.500	76	9.5	99-205	.483	79-178	.444	16-21	.762	293	8.6
CAIN, Chris	3-6	.500	0-3	.000	2-2	1.000	8	2.0	7-14	.500	2-8	.250	2-2	1.000	18	1.8
DOLAN, Greg	38-69	.551	17-30	.567	13-20	.650	106	13.3	117-231	.506	42-91	.462	46-73	.630	322	6.7
FILIEN, Marcus	3-11	.273	3-9	.333	4-4	1.000	13	1.6	31-76	.408	10-39	.256	14-20	.700	86	1.8
GRAY, Isaiah	27-47	.574	1-13	.077	10-15	.667	65	8.1	50-99	.505	3-27	.111	21-35	.600	124	4.1
HANSEN, Sean	26-46	.565	5-13	.385	15-20	.750	72	9.0	79-161	.491	19-62	.306	40-58	.690	217	6.4
KIACHIAN, Ryan	0-0	.000	0-0	.000	0-0	.000	0	0.0	0-0	.000	0-0	.000	0-0	.000	0	0.0
MANON, Chris	28-50	.560	2-6	.333	15-24	.625	73	9.1	127-257	.494	16-51	.314	61-95	.642	331	9.7
NIX, DJ	3-3	1.000	1-1	1.000	0-0	.000	7	2.3	3-3	1.000	1-1	1.000	0-0	.000	7	2.3
NOARD, Cooper	4-10	.400	4-9	.444	0-0	.000	12	3.0	4-10	.400	4-9	.444	0-0	.000	12	3.0
OKEREKE, AK	0-1	.000	0-1	.000	0-0	.000	0	0.0	0-1	.000	0-1	.000	0-0	.000	0	0.0
RAGLAND JR., Guy	22-60	.367	11-43	.256	8-15	.533	63	7.9	69-162	.426	39-116	.336	21-30	.700	198	6.2
TSANG HINTON, Adam	2-2	1.000	2-2	1.000	0-0	.000	6	2.0	2-2	1.000	2-2	1.000	0-0	.000	6	2.0
WATSON, Max	24-43	.558	14-27	.519	1-2	.500	63	7.9	24-43	.558	14-27	.519	1-2	.500	63	7.9
WILLIAMS, Nazir	33-71	.465	13-35	.371	8-10	.800	87	10.9	91-187	.487	26-77	.338	51-62	.823	259	7.8

Totals

Player	Season Statistics									Career Statistics								
	O-REB	D-REB	TOTAL	PF	FO	A	TO	A/TO	O-REB	D-REB	TOTAL	PF	FO	A	TO	A/TO		
BALDWIN, Josh	2	2	4	6	0	6	5	1.2	2	2	4	6	0	6	5	1.2		
BOOTHBY, Keller	5	18	23	11	0	10	1	10.0	15	103	118	36	0	30	12	2.5		
CAIN, Chris	0	0	0	3	0	2	0	0.0	1	3	4	4	0	4	0	0.0		
DOLAN, Greg	8	31	39	8	0	33	12	2.8	27	102	129	49	1	101	42	2.4		
FILIEN, Marcus	1	17	18	5	0	3	3	1.0	22	101	123	47	0	14	18	0.8		
GRAY, Isaiah	6	19	25	11	0	15	11	1.4	11	49	60	37	0	37	30	1.2		
HANSEN, Sean	15	28	43	15	0	25	21	1.2	29	83	112	57	0	61	44	1.4		
KIACHIAN, Ryan	0	2	2	1	0	3	1	3.0	0	2	2	1	0	3	1	3.0		
MANON, Chris	7	21	28	16	0	21	20	1.1	33	92	125	83	2	67	78	0.9		
NIX, DJ	0	5	5	1	0	1	1	1.0	0	5	5	1	0	1	1	1.0		
NOARD, Cooper	4	1	5	0	0	2	2	1.0	4	1	5	0	0	2	2	1.0		
OKEREKE, AK	1	1	2	0	0	0	0	0.0	1	1	2	0	0	0	0	0.0		
RAGLAND JR., Guy	5	31	36	15	0	16	14	1.1	22	76	98	41	0	23	30	0.8		
TSANG HINTON, Adam	0	0	0	0	0	0	2	0.0	0	0	0	0	0	0	2	0.0		
WATSON, Max	6	7	13	3	0	6	2	3.0	6	7	13	3	0	6	2	3.0		
WILLIAMS, Nazir	5	23	28	23	1	18	18	1.0	16	60	76	71	1	59	59	1.0		

2022-23 CORNELL MEN'S BASKETBALL GAME-BY-GAME STATISTICS

Opponent	Date	Score		Total		3-Pointers		Free throws		Rebounds										
				FG-FGA	PCT	3FG-3FGA	PCT	FT-FTA	PCT	OFF	DEF	TOT	AVG	PF	A	TO	BLK	STL	PTS	AVG
at Boston College	11/07/2022	77-79	L	29-63	.460	13-36	.361	6-11	.545	9	27	36	36.0	16	18	24	4	13	77	77.0
SUNY Delhi	11/10/2022	114-57	W	39-68	.574	22-46	.478	14-15	.933	15	39	54	45.0	9	31	20	5	11	114	95.5
at Saint Francis (PA)	11/14/2022	80-77	W	31-58	.534	5-20	.250	13-23	.565	10	24	34	41.3	19	18	11	2	7	80	90.3
Ithaca	11/18/2022	83-61	W	29-60	.483	12-32	.375	13-17	.765	7	34	41	41.3	15	21	15	3	7	83	88.5
Canisius	11/22/2022	79-70	W	30-61	.492	11-30	.367	8-13	.615	9	29	38	40.6	16	17	9	1	10	79	86.6
at Monmouth	11/25/2022	81-63	W	31-60	.517	14-35	.400	5-9	.556	8	26	34	39.5	15	23	19	6	12	81	85.7
at Delaware	12/01/2022	74-67	W	29-62	.468	10-28	.357	6-10	.600	11	19	30	38.1	13	20	10	1	10	74	84.0
Lafayette	12/04/2022	73-68	W	26-61	.426	8-26	.308	13-18	.722	10	25	35	37.8	15	13	8	4	8	73	82.6
Total		661		244-493	.495	95-253	.375	78-116	.672	79	223	302	37.8	118	161	116	26	78	661	82.6
Opponents		542		209-516	.405	63-198	.318	61-92	.663	97	185	282	35.3	126	124	129	23	65	542	67.8

Cornell Averages

Games Played	Points/game	FG Pct	3FG Pct	FT Pct	Rebounds/game	Assists/game	Turnovers/game	Assist/Turnover ratio	Steals/game	Blocks/game
8	82.6	49.5	37.5	67.2	37.8	20.1	14.5	1.4	9.8	3.3

2022-23 CORNELL MEN'S BASKETBALL OPPONENT GAME-BY-GAME STATISTICS

Opponent	Date	Score		Total		3-Pointers		Free throws		Rebounds										
				FG-FGA	PCT	3FG-3FGA	PCT	FT-FTA	PCT	OFF	DEF	TOT	AVG	PF	A	TO	BLK	STL	PTS	AVG
at Boston College	11/07/2022	77-79	L	34-72	.472	4-17	.235	7-13	.538	14	28	42	42.0	15	19	19	5	16	79	79.0
SUNY Delhi	11/10/2022	114-57	W	22-72	.306	8-22	.364	5-12	.417	13	14	27	34.5	14	9	18	4	13	57	68.0
at Saint Francis (PA)	11/14/2022	80-77	W	29-64	.453	7-24	.292	12-18	.667	14	22	36	35.0	21	17	10	2	4	77	71.0
Ithaca	11/18/2022	83-61	W	22-66	.333	6-30	.200	11-14	.786	12	25	37	35.5	18	14	16	1	8	61	68.5
Canisius	11/22/2022	79-70	W	26-61	.426	13-30	.433	5-9	.556	9	24	33	35.0	16	19	12	2	4	70	68.8
at Monmouth	11/25/2022	81-63	W	24-64	.375	6-21	.286	9-12	.750	15	23	38	35.5	10	12	22	2	13	63	67.8
at Delaware	12/01/2022	74-67	W	28-57	.491	8-27	.296	3-3	1.000	10	23	33	35.1	14	16	18	4	4	67	67.7
Lafayette	12/04/2022	73-68	W	24-60	.400	11-27	.407	9-11	.818	10	26	36	35.3	18	18	14	3	3	68	67.8
Total		542		209-516	.405	63-198	.318	61-92	.663	97	185	282	35.3	126	124	129	23	65	542	67.8
Cornell		661		244-493	.495	95-253	.375	78-116	.672	79	223	302	37.8	118	161	116	26	78	661	82.6

Opponents Averages

Games Played	Points/game	FG Pct	3FG Pct	FT Pct	Rebounds/game	Assists/game	Turnovers/game	Assist/Turnover ratio	Steals/game	Blocks/game
8	67.8	40.5	31.8	66.3	35.3	15.5	16.1	1.0	8.1	2.9

THE LAST TIME ...

CORNELL INDIVIDUAL(S)

Had a triple double (2,771 games):	Never
Had a double-double (pts-rebs) (4 games):	Nazir Williams (12 pts., 10 rebs.), vs. Canisius (11-22-22)
Had a double-double (pts-ast) (174 games):	Robert Hatter (15 pts., 11 ast.), vs. Binghamton (11-18-15)
Had a double-double (rebs-ast) (2,771 games):	Never
4+ players in double figures (3 games):	K.Boothby (12), C. Manon (12), N. Williams (11), M.Watson (10) at Monmouth (11-25-22)
5+ players in double figures (4 games):	G.Ragland (12), N.Williams (12), G.Dolan (11), K.Boothby (10), I.Gray (10), M.Watson (10) vs. Canisius (11-22-22)
6+ players in double figures (4 games):	G.Ragland (12), N.Williams (12), G.Dolan (11), K.Boothby (10), I.Gray (10), M.Watson (10) vs. Canisius (11-22-22)
7+ players in double figures (26 games):	G.Ragland (17), N.Williams (16), D.Ervin (15), I.Gray (15), K.Boothby (11), D.Noll (11), S.Patel (10) vs. Keuka (12-5-21)
Scored 20+ points (6 games):	Sean Hansen (26) at Saint Francis (Pa.) (11-14-22)
Scored 30+ points (63 games):	Jimmy Boeheim (31) at Robert Morris (3-19-19)
Scored 40+ points (73 games):	Matt Morgan (41) at Dartmouth (2-8-19)
Scored 50+ points (2,771 games):	Never
Had 2 players score 20+ points (63 games):	Jimmy Boeheim (31), Matt Morgan (24) at Robert Morris (3-19-19)
Had 3 players score 20+ points (138 games):	Hatter (28), Morgan (21), Bathurst (20), vs. UMass Lowell (12-29-16)
Had 2 players score 30+ points (111 games):	Stone Gettings (39), Matt Morgan (34) at Delaware (12-28-17)
Perfect at FT line (10+ att.) (70 games):	Matt Morgan (10-10), vs. Yale (2-16-19)
Grabbed 10+ rebounds (4 games):	Nazir Williams (10), vs. Canisius (11-22-22)
Grabbed 15+ rebounds (57 games):	Jimmy Boeheim (17), at Coppin State (11-23-19)
Grabbed 20+ rebounds (686 games):	John McCord (20), vs. Penn (2-1-97)
Grabbed 25+ rebounds (1,643 games):	George Farley (26), vs. Brown (2-26-60)
Had two players grab 10+ rebounds (77 games):	S.Julian (10), J.Warren (10), vs. Columbia (1-19-19)
Had 10+ assists (176 games):	Robert Hatter (11), vs. Binghamton (11-18-15)
Had 5+ steals (11 games):	Dean Noll (6), vs. Yale (2-26-22)
Had 5+ blocked shots (85 games):	Steven Julian (5), at Niagara (12-16-18)
Made 5+ 3-point field goals (15 games):	Keller Boothby (5) vs. Columbia (2-9-22)
Converted a four-point play (24 games):	Dean Noll at Syracuse (first half) (12-29-21)

TEAM FIELD GOAL SHOOTING

Shot 50 percent or better (3 games):	517 (31-60) at Monmouth (11-25-22)
Shot 60 percent or better (29 games):	618 (34-55) at Canisius (11-29-21)
Shot 70 percent or better (2,771 games):	Never
Made 30+ field goals (3 games):	31 at Monmouth (11-25-22)
Made 40+ field goals (26 games):	49 vs. Keuka (12-5-21)
Made 50+ field goals (2,771 games):	Never
Attempted 60+ field goals (1 game):	61 vs. Lafayette (12-4-22)
Attempted 70+ field goals (22 games):	71 at Penn (1-7-22)
Attempted 80+ field goals (96 games):	81 vs. Keuka (12-5-21)
Attempted 90+ field goals (1,185 games):	94 at Yale (2-23-80)

TEAM 3-POINT FIELD GOAL SHOOTING

Shot 50 percent or better (29 games):	500 (11-22) at Canisius (11-29-21)
Shot 60 percent or better (36 games):	647 (11-17) at Princeton (3-7-20)
Shot 70 percent or better (313 games):	714 (15-21) vs. Wofford (12-30-10)
Shot 80 percent or better (883 games):	833 (10-12) at Dartmouth (1-13-90)
Made 10+ 3-point field goals (2 games):	10 at Delaware (12-1-22)
Made 15+ 3-point field goals (7 games):	22 vs. SUNY-Delhi (11-10-22)
Attempted 20+ 3-point field goals (2 games):	27 vs. Lafayette (12-4-22)
Attempted 30+ 3-point field goals (3 games):	35 at Monmouth (11-25-22)
Attempted 40+ 3-point field goals (7 games):	46 vs. SUNY-Delhi (11-10-22)
Did not hit a 3-pointer (922 games):	vs. Denison (0-of-2) (1-3-88)

TEAM FREE-THROW SHOOTING

Shot 80 percent or better (7 games):	933 (14-15) vs. SUNY-Delhi (11-10-22)
Shot 90 percent or better (7 games):	933 (14-15) vs. SUNY-Delhi (11-10-22)
Shot 100 percent (54 games):	1,000 (6-6) at Colgate (12-11-19)
Made 20+ free-throws (15 games):	20 vs. Columbia (2-9-22)
Made 30+ free-throws (120 games):	30 vs. Binghamton (11-13-17)
Made 40+ free-throws (873 games):	46 vs. Harvard (2-17-90)
Made 50+ free-throws (2,771 games):	Never
Attempted 10 or fewer free-throws (2 games):	10 at Delaware (12-1-22)
Attempted 20+ free-throws (6 games):	23 at Saint Francis (Pa.) (11-14-22)
Attempted 30+ free-throws (20 games):	38 at Yale (1-15-22)
Attempted 40+ free-throws (533 games):	42 at Harvard (2-15-03)
Attempted 50+ free-throws (849 games):	52 vs. Penn (2-9-91)
Attempted 60+ free-throws (2,771 games):	Never

TEAM SCORING

Scored 80+ points (3 games):	81 at Monmouth (11-25-22)
Scored 90+ points (7 games):	114 vs. SUNY-Delhi (11-10-22)
Scored 100+ points (7 games):	114 vs. SUNY-Delhi (11-10-22)
Scored 110+ points (7 games):	114 vs. SUNY-Delhi (11-10-22)
Scored 120+ points (26 games):	122 vs. Keuka (12-5-21)
Scored 130+ points (2,771 games):	Never
Opponent scored 80+ points (14 games):	81 vs. Brown (2-12-22)
Opponent scored 90+ points (20 games):	96 at Yale (1-15-22)
Opponent scored 100+ points (100 games):	101 vs. Princeton (2-16-18)
Opponent scored 110+ points (178 games):	116 at Georgia Tech (11-13-15)
Opponent scored 120+ points (2,771 games):	Never
Opponent scored 130+ points (2,771 games):	Never

TEAM REBOUNDING

Grabbed 40+ rebounds (5 games):	41 vs. Ithaca College (11-18-22)
Grabbed 50+ rebounds (7 games):	54 vs. SUNY-Delhi (11-10-22)
Grabbed 60+ rebounds (32 games):	63 vs. Wells (11-19-21)
Grabbed 20+ offensive rebounds (32 games):	27 vs. Wells (11-19-21)
Outrebounded an opponent by 10+ (7 games):	27 (54-27) vs. SUNY-Delhi (11-10-22)
Outrebounded an opponent by 20+ (7 games):	27 (54-27) vs. SUNY-Delhi (11-10-22)
Outrebounded an opponent by 30+ (32 games):	40 (63-23) vs. Wells (11-19-21)
Outrebounded an opponent by 40+ (32 games):	40 (63-23) vs. Wells (11-19-21)

TEAM ASSISTS

Had 15+ assists (2 games):	20 at Delaware (12-1-22)
Had 20+ assists (2 games):	20 at Delaware (12-1-22)
Had 30+ assists (7 games):	31 vs. SUNY-Delhi (11-10-22)
Had 40+ assists (26 games):	41 vs. Keuka (12-5-21)

TEAM DEFENSE

Held opp. below 30% shooting (33 games):	279 (17-61) vs. Wells (11-19-21)
Held opp. below 35% shooting (5 games):	333 (22-66) vs. Ithaca College (11-18-22)
Held opp. below 40% shooting (5 games):	375 (24-64) at Monmouth (11-25-22)
Opponent shot 50% or better (9 games):	517 (30-58) vs. Princeton (3-12-22)
Had 10+ steals (2 games):	10 at Delaware (12-1-22)
Had 10+ blocked shots (97 games):	10 vs. Brown (2-24-18)
Forced 20+ turnovers (3 games):	22 at Monmouth (11-25-22)
Did not allow a 3-pointer (50 games):	vs. Purchase (0-of-10) (1-7-20)

TEAM SCORING MARGIN

Won a game by 10+ points (3 games):	18 (81-63) at Monmouth (11-25-22)
Won a game by 20+ points (5 games):	22 (83-61) vs. Ithaca College (11-18-22)
Won a game by 30+ points (7 games):	57 (114-57) vs. SUNY-Delhi (11-10-22)
Won a game by 40+ points (7 games):	57 (114-57) vs. SUNY-Delhi (11-10-22)
Won a game by 50+ points (7 games):	57 (114-57) vs. SUNY-Delhi (11-10-22)
Lost a game by 10+ points (20 games):	27 (69-96) at Yale (1-15-22)
Lost a game by 20+ points (20 games):	27 (69-96) at Yale (1-15-22)
Lost a game by 30+ points (25 games):	33 (60-93) at Virginia Tech (12-8-21)
Lost a game by 40+ points (173 games):	44 (49-93) at Pittsburgh (11-25-15)
Lost a game by 50+ points (738 games):	54 (46-100) at Kansas (1-2-96)

OVERTIME

Played an overtime game (12 games):	OT at Harvard (L, 72-77) (2-19-22)
Played 2+ overtimes (41 games):	20T vs. Yale (L, 80-81) (2-21-20)
Played 3+ overtimes (101 games):	30T vs. Princeton (W, 107-101) (2-16-18)
Played 4+ overtimes (1,209 games):	50T vs. Princeton (L, 61-66) (2-24-79)
Played 5+ overtimes (1,209 games):	50T vs. Princeton (L, 61-66) (2-24-79)
Won an overtime game (71 games):	OT vs. Brown (W, 70-66) (2-15-19)

MISCELLANEOUS

Scored 50+ points in a half (7 games):	59 vs. SUNY-Delhi, first half, (11-10-22)
Scored less than 20 points in a half (43 games):	15 at Harvard, first half (2-14-20)
Allowed 50+ points in a half (20 games):	52 at Yale, second half, (1-15-22)
Allowed less than 20 points in a half (50 games):	13 vs. Elmira, second half, (1-13-20)
Committed less than 10 turnovers (1 game):	8 vs. Lafayette (12-4-22)
Won a game on a last-second shot (18 games):	Kobe Dickson at Brown Putback with 0.1 seconds left for a 74-72 win (1-30-22)
Lost a game on a last-second shot (8 games):	Prince Aligbe, Boston College Layup with 0.9 seconds left for 79-77 win (11-7-22)

CORNELL RECORDS

INDIVIDUAL CAREER

Most Games Played	121	Ryan Wittman (2006-10)
Most Games Started	119	Ryan Wittman (2006-10)
Most Minutes Played	4,145	Ryan Wittman (2006-10)
Most Minutes Played Per Game	37.12	John Bajusz (1983-87)
Most Points Scored	2,333	Matt Morgan (2015-19)
Highest Scoring Average	20.46	Matt Morgan (2015-19)
Most Field Goals Made	743	Matt Morgan (2015-19)
Most Field Goals Attempted	1,580	Matt Morgan (2015-19)
Highest Field Goal Percentage	.573	Jeff Foote (2007-10)
Most 3-Point Field Goals Made	377	Ryan Wittman (2006-10)
Most 3-Point Field Goals Made Per Game	3.12	Ryan Wittman (2006-10)
Most 3-Point Field Goals Attempted	885	Matt Morgan (2015-19)
Highest 3-Point Field Goal Pct.	.444	Keller Boothby (2021-)
Most Free Throws Made	513	Matt Morgan (2015-19)
Most Free Throws Attempted	670	Ken Bantum (1981-85)
Highest Free Throw Percentage	.856	John Bajusz (1983-87)
Most Rebounds	1,089	George Farley (1957-60)
Highest Rebounding Average	18.8	George Farley (1957-60)
Most Assists	482	Chris Wroblewski (2008-12)
Highest Assist Average	5.11	Chuck Rolles (1953-56)
Most Turnovers	305	Louis Dale (2006-10)
Highest Assist:Turnover Ratio	2.404	Greg Dolan (2019-)
Most Steals	197	Wallace Prather (1998-02)
Highest Steals Average	1.89	Wallace Prather (1998-02)
Most Blocked Shots	191	Jeffrion Aubry (1995-99)
Highest Blocked Shots Average	1.89	Bernard Jackson (1987-91)
Most Double-Doubles	18	Mike Davis (1977-80) Bernard Jackson (1987-91) Shonn Miller (2011-15)

INDIVIDUAL SEASON

Most Games Played	34	Mark Coury (2009-10) Jeff Foote (2009-10) Geoff Reeves (2009-10) Adam Wire (2009-10) Ryan Wittman (2009-10) Chris Wroblewski (2009-10)
Most Games Started	34	Jeff Foote (2009-10) Ryan Wittman (2009-10)
Most Minutes Played	1,154	Ryan Wittman (2009-10)
Most Minutes Played Per Game	38.19	John Bajusz (1985-86)
Most Points Scored	687	Matt Morgan (2018-19)
Highest Scoring Average	23.0	Chuck Rolles (1955-56)
Most Field Goals Made	236	Mike Davis (1977-78)
Most Field Goals Attempted	495	Chuck Rolles (1955-56)
Highest Field Goal Percentage	.649	Darryl Smith (2015-16)
Most 3-Point Field Goals Made	109	Ryan Wittman (2009-10)
Most 3-Point Field Goals Made Per Game	3.322	Matt Morgan (2018-19)
Most 3-Point Field Goals Attempted	256	Ryan Wittman (2009-10)
Highest 3-Point Field Goal Percentage	.488	Keller Boothby (2021-22)
Most Free Throws Made	160	Louis Jordan (1956-57)
Most Free Throws Attempted	231	Lee Morton (1952-53)
Highest Free Throw Percentage	.917	Adam Gore (2007-08)
Most Rebounds	469	George Farley (1959-60)
Highest Rebounding Average	20.3	George Farley (1959-60)
Most Assists	171	Roger Chadwick (1951-52)
Highest Assist Average	6.84	Roger Chadwick (1951-52)
Most Turnovers	115	Ka'Ron Barnes (2003-04)
Highest Assist:Turnover Ratio	2.833	Terrance McBride (2017-18)
Most Steals	54	DeShawn Standard (1997-98) Wallace Prather (2001-02)
Highest Steals Average	2.08	DeShawn Standard (1997-98)
Most Blocked Shots	65	Bernard Jackson (1989-90) Jeff Foote (2009-10)
Highest Blocked Shots Average	2.42	Jeffrion Aubry (1998-99)
Most Double-Doubles	11	Shonn Miller (2014-15)

INDIVIDUAL GAME

Most Minutes Played	65	Pete Call vs. Princeton (2/24/1979, 5OT) Cedric Carter vs. Princeton (2/24/1979, 5OT) Mike Davis vs. Princeton (2/24/1979, 5OT)
Most Points Scored	47	George Farley at Princeton (3/5/1960)
Most Field Goals Made	19	Chuck Rolles at Syracuse (2/1/1956)
Most Field Goals Attempted	29	Hank South at Ohio State (1/24/1969)
Highest Field Goal Percentage	1.000 [8-of-8]	Abby Lucas vs. Niagara (1/27/1976) Jeff Foote vs. Boston University (12/29/2008) Erick Peck at Penn (2/2/2013) Sean Hansen at Saint Francis (Pa.) (11/14/2022)
Most 3-Point Field Goals Made	9	Alex Compton at Yale (2/24/1996) Ryan Wittman at Syracuse (12/3/2008) Matt Morgan at Towson (1/9/2019) Matt Morgan at Dartmouth (2/8/2019)
Most 3-Point Field Goals Attempted	19	Ryan Wittman at Syracuse (12/3/2008)
Highest 3-Point Field Goal Percentage	1.000 [5-of-5]	Ryan Wittman vs. Bryant (1/2/2010) Jack Gordon vs. Central Penn (1/5/2018)
Most Free Throws Made	20	Louis Jordan at Syracuse (12/19/1956)
Most Free Throws Attempted	26	Louis Jordan at Syracuse (12/19/1956)
Highest Free Throw Percentage	1.000 [12-of-12]	ReX Parcels vs. Harvard (2/14/1976) John Bajusz vs. Marist (12/3/1985) Louis Dale at Bucknell (12/19/2007) Galal Cancer vs. Penn State (11/21/2014)
Most Rebounds	26	George Farley vs. Brown (2/26/1960)
Most Assists	13	Ka'Ron Barnes vs. Lafayette (1/5/2003)
Most Turnovers	14	Ka'Ron Barnes at St. Francis (N.Y.) (12/29/2003)
Most Steals	8	Lenny Collins at Bucknell (1/20/2004)
Most Blocked Shots	10	Mike Shaffer vs. Niagara (11/28/1978)

TEAM SEASON

Most Games Played	34	2009-10 (29-5)
Most Minutes Played	6,850	2009-10 (34 games)
Most Points Scored	2,545	2009-10 (34 games)
Highest Scoring Average	85.17	1955-56 (2,044 points in 24 games)
Most Field Goals Made	913	2009-10 (1,895 attempts)
Most Field Goals Attempted	1,912	1955-56 (836 made)
Highest Field Goal Percentage	.526	1984-85 (597-of-1136)
Most 3-Point Field Goals Made	326	2009-10 (760 attempts)
Most 3-Point Field Goals Made Per Game	9.65	2021-22 (251 made in 26 games)
Most 3-Point Field Goals Attempted	760	2009-10 (326 made)
Highest 3-Point Field Goal Percentage	.438	1989-90 (156-of-356)
Most Free Throws Made	569	1953-54 (852 attempts)
Most Free Throws Attempted	852	1953-54 (569 made)
Highest Free Throw Percentage	.761	2007-08 (392-of-515)
Most Rebounds	1,580	1963-64 (25 games)
Highest Rebounding Average	64.87	1959-60 (1,492 rebounds in 23 games)
Most Assists	543	2009-10 (34 games)
Highest Assist Average	21.20	1950-51 (530 assists in 25 games)
Most Turnovers	481	1989-90 (29 games)
Highest Assist:Turnover Ratio	1.312	2009-10 (543 assists, 414 turnovers)
Most Steals	243	2009-10 (34 games)
Highest Steals Average	8.74	2003-04 (236 steals in 27 games)
Most Blocked Shots	143	2014-15 (30 games)
Highest Blocked Shots Average	4.77	2014-15 (143 blocks in 30 games)

TEAM GAME

Most Minutes Played	65	vs. Princeton (2/24/1979, 5OT)
Most Points Scored	122	vs. Keuka (12/5/2021)
Most Field Goals Made	49	vs. Keuka (12/5/2021)
Most Field Goals Attempted	106	vs. Colgate (12/4/1965)
Highest Field Goal Percentage	.656 [21-of-32]	at Marist (1/12/1985)
Most 3-Point Field Goals Made	22	vs. SUNY-Delhi (11/10/2022)
Most 3-Point Field Goals Attempted	46	at Syracuse (12/29/2021)
	46	vs. SUNY-Delhi (11/10/2022)
Highest 3-Point Field Goal Percentage	.833 [10-of-12]	at Dartmouth (1/13/1990)
Most Free Throws Made	46	vs. Harvard (2/17/1990)
Most Free Throws Attempted	59	vs. Harvard (2/17/1990)
Highest Free Throw Percentage	1.000 [20-of-20]	at Harvard (2/18/2017)
Most Rebounds	87	vs. Brown (2/19/1965)
Most Assists	41	vs. Keuka (12/5/2021)
Most Turnovers	38	at Syracuse (11/29/1983)
Most Steals	19	vs. Cortland (12/19/1993)

THE TEAM GAME CHARTS

Points - Game

Table with 2 columns: Opponent/Context, Points. Rows include vs. Keuka (12/5/2021), vs. Colgate (12/4/1965), vs. SUNY-Delhi (11/10/2022), vs. Pittsburgh (2/1/1967), vs. Dartmouth (2/5/1965), vs. Harvard (2/11/1966), vs. Scranton (12/1/1971), at Harvard (3/6/1993), at Syracuse (3/8/1961), vs. Alfred State (1/10/2015), vs. Princeton (2/16/2018), vs. Wells (11/19/2021), at Syracuse (1/5/1965), vs. Harvard (2/17/1990), at Rochester (1/12/1972), at Bucknell (12/2/2009), vs. Binghamton (12/15/1990), vs. Old Westbury (1/12/2013), at Colgate (11/30/1968), vs. Dartmouth (2/12/1966), vs. Buffalo (2/19/1975), at Dartmouth (2/20/1988), at Penn (2/24/1967), at Colgate (11/16/2015), at Rochester (12/1/1965), vs. Fisher (Mass.) (1/8/2017), vs. Purchase (1/7/2020).

Field Goals Made - Game

Table with 2 columns: Opponent/Context, Field Goals Made. Rows include Keuka (12/5/2021), vs. Colgate (12/4/1965), at Yale (2/23/1980), vs. Wells (11/19/2021), vs. Clarkson (12/7/1993), vs. Clarkon (12/8/1992), vs. Old Westbury (1/12/2013), at Bucknell (1/11/1988), vs. Hobart (12/11/1994), vs. Ursinus (1/3/2009), at Bucknell (1/4/1992), at Eastern Michigan (12/2/1978), vs. Harvard (2/13/2009), vs. SUNY-Delhi (11/10/2022), vs. Castleton State (12/20/1986), vs. Cortland (12/19/1993), vs. Purchase (1/7/2020), at Yale (1/16/1987), at Yale (1/28/1978), vs. Brown (1/30/2009), at Drexel (1/9/1988), vs. Binghamton (11/24/1989), vs. VMI (12/1/2006), vs. Alfred State (1/10/2015), vs. Fisher (Mass.) (1/8/2017).

Field Goals Attempted - Game

Table with 2 columns: Opponent/Context, Field Goals Attempted. Rows include vs. Colgate (12/4/1965), at Yale (2/23/1980), vs. Hobart (12/11/1994), at Dartmouth (3/4/1995), at Bowling Green (11/30/1978), vs. Wells (11/19/2021), at Harvard (2/15/1980), vs. Keuka (12/5/2021), vs. Binghamton (11/24/1989), at Lehigh (11/26/1994), at Coppin State (11/23/2019), vs. Penn (3/4/1978), at Penn (3/4/1988), at Bucknell (1/11/1988), vs. CUNY (12/27/1977), vs. Buffalo (12/28/1977), vs. Lehigh (12/6/1995), at Brown (2/5/2016), vs. Harvard (2/2/1979), 8 games with.

Field Goal Percentage - Game

Table with 2 columns: Opponent/Context, Field Goal Percentage. Rows include at Marist (1/12/1985), vs. Yale (2/2/1985), at Harvard (2/7/1986), vs. Robert Morris (1/5/1985), vs. Boston U. (12/29/2008), at NJIT (11/17/2018), vs. Wofford (12/30/2010), vs. Utica (11/23/1984), at Dartmouth (3/3/2018), vs. Old Westbury (1/12/2013), at Yale (2/19/1993), at Princeton (2/5/1982), vs. Harvard (2/13/2009), vs. Army (1/6/1990), at Dartmouth (2/20/1988), at Canisius (11/29/2021), vs. Hamilton (1/15/1985), vs. Wisconsin (3/21/2010), at Yale (1/16/1987), vs. Harvard (2/15/1985).

3-Point Field Goals Made - Game

Table with 2 columns: Opponent/Context, 3-Point Field Goals Made. Rows include vs. SUNY-Delhi (11/10/2022), at Brown (3/5/2010), vs. Ursinus (1/3/2009), vs. Coppin State (12/3/2021), at Western Michigan (11/29/2013), at Brown (2/4/2011), vs. Dartmouth (2/19/2011), vs. Troy (12/22/2016), vs. Fisher (Mass.) (1/8/2017), vs. Longwood (12/17/2018), vs. Saint Francis (Pa.) (11/24/2021), vs. Wofford (12/30/2010), at Dartmouth (2/20/2010), at Syracuse (12/20/2004), at Syracuse (12/29/2021), at Minnesota (12/4/2010), vs. Alvernia (1/10/2008), vs. Ithaca (12/3/2001), vs. Alfred State (1/10/2015), at Lafayette (11/20/2016), vs. Columbia (1/14/2017), vs. Keuka (12/5/2021), vs. Columbia (2/9/2022), at Monmouth (11/25/2022).

3-Point Field Goals Attempted - Game

Table with 2 columns: Opponent/Context, 3-Point Field Goals Attempted. Rows include at Syracuse (12/29/2021), vs. SUNY-Delhi (11/10/2022), at Western Michigan (11/29/2013), vs. Troy (12/22/2016), at Syracuse (11/24/2009), at Georgia Tech (1/2/2002), vs. Fisher (Mass.) (1/8/2017), vs. Coppin State (12/3/2021), at Boston College (11/7/2022), vs. SUNY Canton (11/8/2018), vs. Saint Francis (Pa.) (11/24/2021), at Monmouth (11/25/2022), vs. Ursinus (1/3/2009), at Brown (2/5/2011), at Monmouth (11/22/2016), at Coppin State (11/23/2019), at Penn (1/7/2022), at Minnesota (12/4/2010), vs. Clarkson (12/7/1999), vs. Dartmouth (2/19/2016), vs. Yale (2/26/2022).

3-Point Field Goal Percentage - Game

Table with 2 columns: Opponent/Context, 3-Point Field Goal Percentage. Rows include at Dartmouth (1/13/1990), vs. Wofford (12/30/2010), vs. Columbia (1/27/1996), at Stanford (12/29/1994), at Brown (3/5/2010), at Princeton (3/7/2020), at Syracuse (12/20/2004), at Dartmouth (2/5/2000), at Dartmouth (2/8/2019), vs. Siena (11/25/2007), at St. John's (12/21/2009), at Dartmouth (2/20/2010), at Long Beach State (12/30/2005), vs. Harvard (2/17/1996), vs. Old Westbury (1/12/2013), vs. Lehigh (11/10/2007), vs. Penn (2/9/2008), at Harvard (2/15/2003), at Dartmouth (2/27/2009), at Yale (3/6/2010).

Free Throws Made - Game

Table with 2 columns: Opponent/Context, Free Throws Made. Rows include vs. Harvard (2/17/1990), at Canisius (12/2/1987), vs. Yale (2/26/1988), vs. Robert Morris (1/5/1985), at Colgate (12/5/1989), at Dartmouth (2/20/1988), vs. Penn (2/9/1991), at Marist (1/12/1985), vs. Columbia (1/16/1981), vs. Colgate (1/21/1991), vs. Army (11/20/2007), vs. Brown (2/22/1992), vs. Brown (2/27/1988), at Harvard (3/6/1993), vs. Princeton (2/7/2015), vs. Alvernia (1/24/2009), vs. Northeastern (12/10/1983), vs. Binghamton (11/13/2017), 6 games with 2.

Free Throws Attempted - Game

Table with 2 columns: Opponent/Context, Free Throws Attempted. Rows include vs. Harvard (2/17/1990), at Colgate (12/5/1989), at Canisius (12/2/1987), vs. Penn (2/9/1991), vs. Robert Morris (1/5/1985), vs. Army (1/15/1996), vs. Columbia (1/16/1981), vs. Colgate (1/21/1991), vs. Northeastern (12/10/1983), vs. Yale (2/26/1988), vs. Brown (2/22/1992), vs. Holy Cross (1/4/1995), vs. Binghamton (12/15/1990), at Harvard (2/15/2003), vs. Brown (2/27/1988), at Harvard (1/12/1990), vs. St. Bonaventure (11/27/1989), at Yale (2/15/1986), vs. Brown (1/29/1993), vs. Penn (2/10/1989), at Brown (2/12/1988), at Dartmouth (2/20/1988).

Free Throw Percentage - Game

Table with 2 columns: Opponent/Context, Free Throw Percentage. Rows include at Harvard (2/18/2017), vs. Columbia (12/15/1967), vs. Buffalo (12/28/1977), at Brown (2/6/2004), vs. Saint Francis (Pa.) (1/3/2004), vs. Northeastern (11/20/2004), vs. UMass Lowell (12/6/2014), at South Dakota (1/8/2010), at Toledo (12/19/2018), vs. Penn State-Behrend (11/24/1988), vs. Penn State (11/21/2014), vs. Harvard (2/27/2015), at Brown (1/30/2022), at Brown (2/1/2008), at Colgate (1/3/2007), at Niagara (1/9/1993), at Penn State (12/21/2011), at Syracuse (11/26/1991), at Saint Joseph's (12/22/2008), at Dartmouth (2/8/2019).

Rebounds - Game

Table with 2 columns: Opponent/Context, Rebounds. Rows include vs. Brown (2/19/1965), vs. Wells (11/19/2021), vs. Hobart (12/11/1994), vs. Clarkon (12/7/1999), vs. Dartmouth (2/20/2004), vs. Binghamton (12/15/1990), vs. Clarkon (1/11/2010), vs. Niagara (11/28/1978), vs. Cortland (12/19/1993), vs. Brown (2/22/1992), vs. Rochester (2/27/1984), vs. Norfolk State (12/21/1999), at Dartmouth (3/4/1995), at Coppin State (11/23/2019), vs. SUNY-Delhi (11/10/2022), vs. Brown (2/12/2000), vs. Colgate (1/21/1991), vs. Binghamton (11/24/1989), vs. Holy Cross (12/19/1994), vs. Lehigh (12/6/1995), vs. Keuka (12/5/2021).

Assists - Game

Table with 2 columns: Opponent/Context, Assists. Rows include vs. Keuka (12/5/2021), vs. Harvard (2/13/2009), vs. SUNY-Delhi (11/10/2022), vs. Wells (11/19/2021), vs. Alvernia (1/10/2008), vs. Fisher (Mass.) (1/8/2017), vs. Alfred State (1/10/2015), vs. Old Westbury (1/12/2013), vs. Coppin State (12/3/2021), at Utica (1/2/1986), at North Carolina State (1/31/1988), at Penn (2/26/2011), vs. Albany (12/17/2011), vs. Saint Francis (Pa.) (11/24/2021), at Yale (1/16/1987), vs. Ursinus (1/3/2009), vs. Purchase (1/7/2020), vs. Hamilton (1/15/1985), vs. U.S. International (1/2/1990), vs. Niagara (1/6/1986), vs. Elmira (1/8/1996), at Drexel (1/9/1988), vs. Northeastern (11/20/2004), at Syracuse (11/28/1988), vs. VMI (12/1/2006), at Delaware (12/28/2017), vs. Central Penn (1/5/2018), at Canisius (11/29/2021), at Monmouth (11/25/2022).

Steals - Game

Table with 2 columns: Opponent/Context, Steals. Rows include vs. Cortland (12/19/1993), vs. Elmira (1/8/1996), vs. Colgate (1/25/1988), vs. Binghamton (11/24/1989), vs. Clarkson (12/8/1992), at Harvard (2/28/1992), vs. Alfred State (1/10/2015), at Bucknell (1/11/1988), at Colgate (1/13/1987), at Canisius (1/26/1982), vs. VMI (12/1/2006), vs. Lehigh (12/6/1995), vs. Clarkson (12/7/1993), vs. Dartmouth (2/16/1990), vs. Dartmouth (2/6/1993), vs. Albany (12/17/2011), vs. Dartmouth (2/10/2013), vs. Lafayette (12/5/2015), vs. Yale (2/26/2022), 12 games with.

Blocked Shots - Game

Table with 2 columns: Opponent/Context, Blocked Shots. Rows include vs. Niagara (11/28/1978), vs. Western Michigan (11/10/2012), vs. Brown (1/30/2015), vs. Harvard (1/12/1980), vs. Yale (2/24/1990), vs. Harvard (2/4/2006), vs. Dartmouth (2/10/2013), vs. Harvard (2/27/2015), vs. Central Penn (1/5/2018), vs. Brown (2/24/2018), vs. Columbia (1/26/1980), vs. Loyola (Md.) (11/18/2008), at Army (12/17/1994), at Brown (2/1/1991), vs. Dartmouth (2/3/1979), vs. Penn (3/2/1996), at Loyola (MD) (11/16/2014), vs. Howard (1/8/2015), at Columbia (1/24/2015), vs. Monmouth (12/23/2015).

THE TEAM RECORD CHARTS

Season Points

1.	2009-10	2,545
2.	2008-09	2,281
3.	2018-19	2,149
4.	2007-08	2,136
5.	2017-18	2,124
6.	2016-17	2,074
7.	2021-22	2,059
8.	1965-66	2,044
9.	2012-13	2,040
10.	1987-88	2,033
	1963-64	2,033

Season Scoring Average

1.	1965-66	85.2
2.	1964-65	83.5
3.	1963-64	81.3
4.	1971-72	80.3
5.	2021-22	79.2
6.	1966-67	78.0
7.	2007-08	76.3
8.	2017-18	75.9
9.	1987-88	75.3
10.	2009-10	74.9

Season Field Goals

1.	2009-10	913
2.	1965-66	836
3.	2008-09	821
4.	1964-65	808
5.	1963-64	795
6.	2007-08	758
7.	2018-19	754
8.	1966-67	747
9.	2016-17	746
10.	2017-18	744

Season Field Goal Attempts

1.	1965-66	1,912
2.	2009-10	1,895
3.	1949-50	1,863
4.	1964-65	1,808
5.	1971-72	1,806
6.	1963-64	1,798
7.	1951-52	1,787
8.	1972-73	1,771
9.	2008-09	1,736
10.	1966-67	1,733

Season Field Goal Percentage

1.	1984-85	526
2.	1985-86	509
3.	1986-87	489
4.	1987-88	486
5.	2007-08	485
6.	2009-10	482
7.	2008-09	473
8.	2006-07	468
9.	2021-22	466
	1983-84	466

Season 3-Pointers

1.	2009-10	326
2.	2021-22	251
	2010-11	251
4.	2016-17	244
5.	2018-19	243
6.	2008-09	241
7.	2015-16	233
8.	2007-08	228
9.	2011-12	217
	2017-18	217

Season 3-Point Attempts

1.	2009-10	760
2.	2018-19	731
3.	2021-22	722
4.	2016-17	720
5.	2015-16	683
6.	2010-11	673
7.	2001-02	640
8.	2017-18	639
9.	2011-12	637
10.	2012-13	609

Season 3-Point Percentage

1.	1989-90	438
2.	2009-10	429
3.	2008-09	411
4.	2007-08	409
5.	2006-07	396
6.	1988-89	379
	2004-05	379
8.	1990-91	374
9.	2010-11	373
10.	2005-06	364

Season Free Throws

1.	1953-54	569
2.	1989-90	508
3.	1987-88	499
4.	1955-56	486
5.	1970-71	479
6.	1952-53	458
	1956-57	458
8.	2014-15	457
9.	1971-72	448
10.	1986-87	447

Season Free Throw Attempts

1.	1953-54	852
2.	1989-90	795
3.	1955-56	730
4.	1970-71	728
5.	1956-57	699
6.	1971-72	687
7.	1952-53	685
8.	1954-55	676
9.	1987-88	681
10.	1963-64	679

Season Free Throw Percentage

1.	2007-08	761
2.	1962-63	759
3.	1977-78	752
	1992-93	752
5.	2006-07	751
6.	2004-05	750
7.	2014-15	749
8.	1984-85	747
9.	1987-88	733
10.	2009-10	731

Season Rebounds

1.	1963-64	1,580
2.	1959-60	1,492
3.	1961-62	1,463
4.	1953-54	1,394
5.	1960-61	1,384
6.	1955-56	1,378
7.	1962-63	1,334
8.	1954-55	1,268
	1965-66	1,268
10.	1966-67	1,261

Season Rebounding Average

1.	1959-60	64.9
2.	1963-64	63.2
3.	1961-62	58.5
4.	1960-61	57.7
5.	1955-56	57.4
6.	1962-63	55.6
7.	1958-59	53.7
8.	1953-54	53.6
9.	1954-55	52.8
	1965-66	52.8

Season Assists

1.	2009-10	543
2.	1950-51	530
3.	1953-54	524
4.	2008-09	482
5.	2018-19	453
6.	2021-22	450
7.	1955-56	449
	2017-18	449
9.	1951-52	447
	1954-55	447

Season Steals

1.	2009-10	243
2.	2003-04	236
3.	1992-93	223
4.	2011-12	218
5.	2015-16	217
6.	2012-13	210
7.	2021-22	205
8.	2008-09	203
9.	2002-03	201
10.	1999-2000	200

Season Blocks

1.	2014-15	143
2.	2009-10	127
3.	2008-09	121
4.	1996-97	117
5.	2012-13	111
6.	1997-98	110
7.	1989-90	108
8.	2018-19	107
9.	2015-16	106
10.	1988-89	102

THE CORNELL GAME CHARTS

Points - Game

Table of points per game for various players and teams, including George Farley at Princeton and Alex Compton at Yale.

3-Point Field Goals Made - Game

Table of 3-point field goals made by players and teams, including Alex Compton at Yale and Ryan Wittman at Syracuse.

Free Throws Attempted - Game

Table of free throws attempted by players and teams, including Louis Jordan at Syracuse and Steve Johnson at Colgate.

Assists - Game

Table of assists by players and teams, including KaRon Barnes at Lafayette and Chris Wroblewski at Wofford.

Field Goals Made - Game

Table of field goals made by players and teams, including Chuck Rolles at Syracuse and Gregg Morris at Rochester.

3-Point Field Goals Attempted - Game

Table of 3-point field goals attempted by players and teams, including Ryan Wittman at Syracuse and Ryan Wittman at Davidson.

Free Throw Percentage - Game

Table of free throw percentages by players and teams, including John Bajusz vs. Marist and Louis Dale at Bucknell.

Steals - Game

Table of steals by players and teams, including Lenny Collins at Bucknell and Frank Ableson at Columbia.

Field Goals Attempted - Game

Table of field goals attempted by players and teams, including Hank South at Ohio State and Steve Cram vs. Brigham Young.

3-Point Field Goal Percentage - Game

Table of 3-point field goal percentages by players and teams, including Ryan Wittman vs. Bryant and Jack Gordon vs. Central Penn.

Rebounds - Game

Table of rebounds by players and teams, including George Farley vs. Brown and Justin Treadwell at Hofstra.

Blocked Shots - Game

Table of blocked shots by players and teams, including Mike Shaffer vs. Niagara and Bernard Jackson vs. Yale.

Field Goal Percentage - Game

Table of field goal percentages by players and teams, including Abby Lucas vs. Niagara and Jeff Foote vs. Boston Univ.

Free Throws Made - Game

Table of free throws made by players and teams, including Louis Jordan at Syracuse and Hillary Chollet vs. Syracuse.

BALDWIN, Josh

				Field Goals		3-Point		F-Throws		Rebounds				Scoring						
SEASON	TEAM	GP-GS	MIN/AVG	FG-FGA	FG%	3FG-3FGA	3FG%	FT-FTA	FT%	OFF	DEF	TOT	AVG	PF-FO	A	TO	BLK	STL	PTS	AVG
2022-23	CU	6-0	48/8.1	4-6	.667	2-4	.500	0-0	.000	2	2	4	0.7	6-0	6	5	1	1	10	1.7
TOTAL		6-0	48/8.1	4-6	.667	2-4	.500	0-0	.000	2	2	4	0.7	6-0	6	5	1	1	10	1.7

Single Game Highs

Statistic	Value	
Points	6	vs SUNY Delhi 11/10/22
Rebounds	2	vs SUNY Delhi 11/10/22
Assists	3	vs SUNY Delhi 11/10/22
Steals	1	vs Ithaca 11/18/22
Blocks	1	at Monmouth 11/25/22
FG Made	2	vs SUNY Delhi 11/10/22, vs Ithaca 11/18/22
FG Attempts	3	vs Ithaca 11/18/22
3FG Made	2	vs SUNY Delhi 11/10/22
3FG Attempts	2	vs SUNY Delhi 11/10/22

BOOTHBY, Keller

				Field Goals		3-Point		F-Throws		Rebounds				Scoring						
SEASON	TEAM	GP-GS	MIN/AVG	FG-FGA	FG%	3FG-3FGA	3FG%	FT-FTA	FT%	OFF	DEF	TOT	AVG	PF-FO	A	TO	BLK	STL	PTS	AVG
2021-22	CU	26-12	604/23.2	72-137	.526	59-121	.488	14-17	.824	10	85	95	3.7	25-0	20	11	2	23	217	8.3
2022-23	CU	8-8	188/23.5	27-68	.397	20-57	.351	2-4	.500	5	18	23	2.9	11-0	10	1	1	5	76	9.5
TOTAL		34-20	791/23.3	99-205	.483	79-178	.444	16-21	.762	15	103	118	3.5	36-0	30	12	3	28	293	8.6

Single Game Highs

Statistic	Value	
Points	21	vs Coppin St. 12/03/21
Rebounds	8	vs Colgate 11/16/21
Assists	4	vs SUNY Delhi 11/10/22
Steals	4	at Yale 01/15/22, at Dartmouth 02/18/22, at Columbia 03/05/22
Blocks	1	vs Saint Francis (PA) 11/24/21, vs Yale 02/26/22, at Monmouth 11/25/22
FG Made	7	vs Coppin St. 12/03/21, at Syracuse 12/29/21
FG Attempts	12	at Syracuse 12/29/21
3FG Made	7	vs Coppin St. 12/03/21
3FG Attempts	11	at Syracuse 12/29/21
FT Made	4	vs Colgate 11/16/21
FT Attempts	4	vs Colgate 11/16/21

CAIN, Chris

				Field Goals		3-Point		F-Throws		Rebounds				Scoring						
SEASON	TEAM	GP-GS	MIN/AVG	FG-FGA	FG%	3FG-3FGA	3FG%	FT-FTA	FT%	OFF	DEF	TOT	AVG	PF-FO	A	TO	BLK	STL	PTS	AVG
2021-22	CU	6-0	25/4.1	4-8	.500	2-5	.400	0-0	.000	1	3	4	0.7	1-0	2	0	1	0	10	1.7
2022-23	CU	4-0	21/5.2	3-6	.500	0-3	.000	2-2	1.000	0	0	0	0.0	3-0	2	0	0	3	8	2.0
TOTAL		10-0	45/4.5	7-14	.500	2-8	.250	2-2	1.000	1	3	4	0.4	4-0	4	0	1	3	18	1.8

Single Game Highs

Statistic	Value	
Points	7	vs Wells 11/19/21
Rebounds	2	at Yale 01/15/22, vs Wells 11/19/21
Assists	2	vs Wells 11/19/21, vs SUNY Delhi 11/10/22
Steals	2	at Boston College 11/07/22
Blocks	1	vs Penn 02/05/22
FG Made	3	vs Wells 11/19/21
FG Attempts	6	vs Wells 11/19/21
3FG Made	1	vs Saint Francis (PA) 11/24/21, vs Wells 11/19/21
3FG Attempts	3	vs Wells 11/19/21
FT Made	2	vs SUNY Delhi 11/10/22
FT Attempts	2	vs SUNY Delhi 11/10/22

DOLAN, Greg

				Field Goals		3-Point		F-Throws		Rebounds				Scoring						
SEASON	TEAM	GP-GS	MIN/AVG	FG-FGA	FG%	3FG-3FGA	3FG%	FT-FTA	FT%	OFF	DEF	TOT	AVG	PF-FO	A	TO	BLK	STL	PTS	AVG
2019-20	CU	22-0	345/15.7	37-78	.474	15-33	.455	16-30	.533	5	29	34	1.5	21-1	19	14	4	21	105	4.8
2021-22	CU	18-13	370/20.6	42-84	.500	10-28	.357	17-23	.739	14	42	56	3.1	20-0	49	16	1	12	111	6.2
2022-23	CU	8-8	229/28.6	38-69	.551	17-30	.567	13-20	.650	8	31	39	4.9	8-0	33	12	0	13	106	13.3
TOTAL		48-21	944/19.7	117-231	.506	42-91	.462	46-73	.630	27	102	129	2.7	49-1	101	42	5	46	322	6.7

Single Game Highs

Statistic	Value	
Points	18	vs Purchase 01/07/20, at Saint Francis (PA) 11/14/22
Rebounds	8	vs Coppin St. 12/03/21, at Columbia 03/05/22
Assists	8	at Canisius 11/29/21
Steals	3	4 times
Blocks	1	5 times
FG Made	7	at Saint Francis (PA) 11/14/22
FG Attempts	11	at Saint Francis (PA) 11/14/22, vs Lafayette 12/04/22
3FG Made	4	vs SUNY Delhi 11/10/22
3FG Attempts	6	vs Canisius 11/22/22
FT Made	4	vs Purchase 01/07/20, vs Yale 02/26/22
FT Attempts	5	vs Yale 02/21/20

ERVIN, Darius

				Field Goals		3-Point		F-Throws		Rebounds								Scoring		
SEASON	TEAM	GP-GS	MIN/AVG	FG-FGA	FG%	3FG-3FGA	3FG%	FT-FTA	FT%	OFF	DEF	TOT	AVG	PF-FO	A	TO	BLK	STL	PTS	AVG
2021-22	CU	8-0	52/6.5	9-16	.563	7-11	.636	2-3	.667	1	2	3	0.4	1-0	4	7	0	0	27	3.4
TOTAL		8-0	52/6.5	9-16	.563	7-11	.636	2-3	.667	1	2	3	0.4	1-0	4	7	0	0	27	3.4

Single Game Highs

Statistic	Value	
Points	15	vs Keuka 12/05/21
Rebounds	2	vs Keuka 12/05/21
Assists	2	vs Keuka 12/05/21
FG Made	5	vs Keuka 12/05/21
FG Attempts	10	vs Keuka 12/05/21
3FG Made	3	vs Keuka 12/05/21, vs Wells 11/19/21
3FG Attempts	6	vs Keuka 12/05/21
FT Made	2	vs Keuka 12/05/21
FT Attempts	3	vs Keuka 12/05/21

FILIEN, Marcus

				Field Goals		3-Point		F-Throws		Rebounds								Scoring		
SEASON	TEAM	GP-GS	MIN/AVG	FG-FGA	FG%	3FG-3FGA	3FG%	FT-FTA	FT%	OFF	DEF	TOT	AVG	PF-FO	A	TO	BLK	STL	PTS	AVG
2019-20	CU	20-0	234/11.7	13-34	.382	4-17	.235	9-12	.750	11	42	53	2.7	22-0	4	9	4	11	39	2.0
2021-22	CU	20-0	219/10.9	15-31	.484	3-13	.231	1-4	.250	10	42	52	2.6	20-0	7	6	5	6	34	1.7
2022-23	CU	8-0	76/9.5	3-11	.273	3-9	.333	4-4	1.000	1	17	18	2.3	5-0	3	3	3	3	13	1.6
TOTAL		48-0	529/11.0	31-76	.408	10-39	.256	14-20	.700	22	101	123	2.6	47-0	14	18	12	20	86	1.8

Single Game Highs

Statistic	Value	
Points	8	vs Yale 02/21/20, vs Columbia 02/09/22
Rebounds	9	vs Brown 02/22/20
Assists	4	vs Wells 11/19/21
Steals	3	vs Yale 02/21/20
Blocks	1	12 times
FG Made	3	vs Yale 02/21/20, vs Elmira 01/13/20, vs Columbia 02/09/22
FG Attempts	6	vs Yale 02/21/20
3FG Made	1	10 times
3FG Attempts	3	vs Yale 02/21/20
FT Made	6	vs Brown 02/22/20
FT Attempts	6	vs Brown 02/22/20

GRAY, Isaiah

				Field Goals		3-Point		F-Throws		Rebounds									Scoring	
SEASON	TEAM	GP-GS	MIN/AVG	FG-FGA	FG%	3FG-3FGA	3FG%	FT-FTA	FT%	OFF	DEF	TOT	AVG	PF-FO	A	TO	BLK	STL	PTS	AVG
2021-22	CU	22-0	219/10.0	23-52	.442	2-14	.143	11-20	.550	5	30	35	1.6	26-0	22	19	2	9	59	2.7
2022-23	CU	8-8	172/21.4	27-47	.574	1-13	.077	10-15	.667	6	19	25	3.1	11-0	15	11	2	6	65	8.1
TOTAL		30-8	391/13.0	50-99	.505	3-27	.111	21-35	.600	11	49	60	2.0	37-0	37	30	4	15	124	4.1

Single Game Highs

Statistic	Value	
Points	15	vs Keuka 12/05/21
Rebounds	5	vs Lafayette 12/04/22
Assists	6	vs Keuka 12/05/21, vs Wells 11/19/21
Steals	2	vs Keuka 12/05/21, at Princeton 01/08/22, at Boston College 11/07/22
Blocks	1	4 times
FG Made	6	vs Keuka 12/05/21, at Saint Francis (PA) 11/14/22
FG Attempts	9	vs Keuka 12/05/21, at Saint Francis (PA) 11/14/22
3FG Made	1	vs Keuka 12/05/21, vs Wells 11/19/21, vs Ithaca 11/18/22
3FG Attempts	4	vs Keuka 12/05/21
FT Made	4	vs SUNY Delhi 11/10/22
FT Attempts	6	at Saint Francis (PA) 11/14/22

HANSEN, Sean

				Field Goals		3-Point		F-Throws		Rebounds									Scoring	
SEASON	TEAM	GP-GS	MIN/AVG	FG-FGA	FG%	3FG-3FGA	3FG%	FT-FTA	FT%	OFF	DEF	TOT	AVG	PF-FO	A	TO	BLK	STL	PTS	AVG
2021-22	CU	26-0	335/12.9	53-115	.461	14-49	.286	25-38	.658	14	55	69	2.7	42-0	36	23	10	10	145	5.6
2022-23	CU	8-8	171/21.4	26-46	.565	5-13	.385	15-20	.750	15	28	43	5.4	15-0	25	21	8	9	72	9.0
TOTAL		34-8	506/14.9	79-161	.491	19-62	.306	40-58	.690	29	83	112	3.3	57-0	61	44	18	19	217	6.4

Single Game Highs

Statistic	Value	
Points	26	at Saint Francis (PA) 11/14/22
Rebounds	11	vs Wells 11/19/21
Assists	5	at Saint Francis (PA) 11/14/22, at Delaware 12/01/22
Steals	3	at Saint Francis (PA) 11/14/22, at Delaware 12/01/22
Blocks	3	vs Lafayette 12/04/22
FG Made	8	at Saint Francis (PA) 11/14/22
FG Attempts	9	at Penn 01/07/22, at Harvard 02/19/22
3FG Made	2	vs Colgate 11/16/21, at Penn 01/07/22, at Saint Francis (PA) 11/14/22
3FG Attempts	6	at Penn 01/07/22
FT Made	8	at Saint Francis (PA) 11/14/22
FT Attempts	10	at Saint Francis (PA) 11/14/22

KIACHIAN, Ryan

				Field Goals		3-Point		F-Throws		Rebounds								Scoring		
SEASON	TEAM	GP-GS	MIN/AVG	FG-FGA	FG%	3FG-3FGA	3FG%	FT-FTA	FT%	OFF	DEF	TOT	AVG	PF-FO	A	TO	BLK	STL	PTS	AVG
2022-23	CU	2-0	9/4.4	0-0	.000	0-0	.000	0-0	.000	0	2	2	1.0	1-0	3	1	2	1	0	0.0
TOTAL		2-0	9/4.4	0-0	.000	0-0	.000	0-0	.000	0	2	2	1.0	1-0	3	1	2	1	0	0.0

Single Game Highs

Statistic	Value	
Rebounds	1	vs SUNY Delhi 11/10/22, vs Ithaca 11/18/22
Assists	2	vs SUNY Delhi 11/10/22
Steals	1	vs SUNY Delhi 11/10/22
Blocks	2	vs SUNY Delhi 11/10/22

MANON, Chris

				Field Goals		3-Point		F-Throws		Rebounds								Scoring		
SEASON	TEAM	GP-GS	MIN/AVG	FG-FGA	FG%	3FG-3FGA	3FG%	FT-FTA	FT%	OFF	DEF	TOT	AVG	PF-FO	A	TO	BLK	STL	PTS	AVG
2021-22	CU	26-22	466/17.9	99-207	.478	14-45	.311	46-71	.648	26	71	97	3.7	67-2	46	58	9	47	258	9.9
2022-23	CU	8-0	144/18.1	28-50	.560	2-6	.333	15-24	.625	7	21	28	3.5	16-0	21	20	3	15	73	9.1
TOTAL		34-22	611/18.0	127-257	.494	16-51	.314	61-95	.642	33	92	125	3.7	83-2	67	78	12	62	331	9.7

Single Game Highs

Statistic	Value	
Points	22	vs Princeton 02/04/22
Rebounds	7	at Binghamton 11/09/21, vs Princeton 02/04/22, vs Brown 02/12/22
Assists	5	vs Princeton 02/04/22
Steals	4	at Yale 01/15/22
Blocks	2	vs Columbia 02/09/22
FG Made	10	vs Princeton 02/04/22
FG Attempts	15	vs Princeton 02/04/22
3FG Made	3	at Lafayette 11/12/21
3FG Attempts	4	vs Dartmouth 01/02/22, vs Penn 02/05/22, at Harvard 02/19/22
FT Made	7	at Binghamton 11/09/21, vs Penn 02/05/22
FT Attempts	12	at Binghamton 11/09/21

NIX, Dj

				Field Goals		3-Point		F-Throws		Rebounds								Scoring		
SEASON	TEAM	GP-GS	MIN/AVG	FG-FGA	FG%	3FG-3FGA	3FG%	FT-FTA	FT%	OFF	DEF	TOT	AVG	PF-FO	A	TO	BLK	STL	PTS	AVG
2022-23	CU	3-0	11/3.6	3-3	1.000	1-1	1.000	0-0	.000	0	5	5	1.7	1-0	1	1	0	0	7	2.3
TOTAL		3-0	11/3.6	3-3	1.000	1-1	1.000	0-0	.000	0	5	5	1.7	1-0	1	1	0	0	7	2.3

Single Game Highs

Statistic	Value	
Points	5	vs SUNY Delhi 11/10/22
Rebounds	4	vs SUNY Delhi 11/10/22
Assists	1	vs SUNY Delhi 11/10/22
FG Made	2	vs SUNY Delhi 11/10/22
FG Attempts	2	vs SUNY Delhi 11/10/22
3FG Made	1	vs SUNY Delhi 11/10/22
3FG Attempts	1	vs SUNY Delhi 11/10/22

NOARD, Cooper

				Field Goals		3-Point		F-Throws		Rebounds								Scoring		
SEASON	TEAM	GP-GS	MIN/AVG	FG-FGA	FG%	3FG-3FGA	3FG%	FT-FTA	FT%	OFF	DEF	TOT	AVG	PF-FO	A	TO	BLK	STL	PTS	AVG
2022-23	CU	4-0	28/7.0	4-10	.400	4-9	.444	0-0	.000	4	1	5	1.3	0-0	2	2	0	0	12	3.0
TOTAL		4-0	28/7.0	4-10	.400	4-9	.444	0-0	.000	4	1	5	1.3	0-0	2	2	0	0	12	3.0

Single Game Highs

Statistic	Value	
Points	6	vs SUNY Delhi 11/10/22
Rebounds	3	vs SUNY Delhi 11/10/22
Assists	2	vs SUNY Delhi 11/10/22
FG Made	2	vs SUNY Delhi 11/10/22
FG Attempts	6	vs SUNY Delhi 11/10/22
3FG Made	2	vs SUNY Delhi 11/10/22
3FG Attempts	5	vs SUNY Delhi 11/10/22

OKEREKE, Ak

				Field Goals		3-Point		F-Throws		Rebounds								Scoring		
SEASON	TEAM	GP-GS	MIN/AVG	FG-FGA	FG%	3FG-3FGA	3FG%	FT-FTA	FT%	OFF	DEF	TOT	AVG	PF-FO	A	TO	BLK	STL	PTS	AVG
2022-23	CU	1-0	3/2.8	0-1	.000	0-1	.000	0-0	.000	1	1	2	2.0	0-0	0	0	0	0	0	0.0
TOTAL		1-0	3/2.8	0-1	.000	0-1	.000	0-0	.000	1	1	2	2.0	0-0	0	0	0	0	0	0.0

Single Game Highs

Statistic	Value	
Rebounds	2	vs SUNY Delhi 11/10/22
FG Attempts	1	vs SUNY Delhi 11/10/22
3FG Attempts	1	vs SUNY Delhi 11/10/22

RAGLAND JR., Guy

				Field Goals		3-Point		F-Throws		Rebounds								Scoring		
SEASON	TEAM	GP-GS	MIN/AVG	FG-FGA	FG%	3FG-3FGA	3FG%	FT-FTA	FT%	OFF	DEF	TOT	AVG	PF-FO	A	TO	BLK	STL	PTS	AVG
2021-22	CU	24-0	214/8.9	47-102	.461	28-73	.384	13-15	.867	17	45	62	2.6	26-0	7	16	8	10	135	5.6
2022-23	CU	8-0	163/20.4	22-60	.367	11-43	.256	8-15	.533	5	31	36	4.5	15-0	16	14	5	6	63	7.9
TOTAL		32-0	377/11.8	69-162	.426	39-116	.336	21-30	.700	22	76	98	3.1	41-0	23	30	13	16	198	6.2

Single Game Highs

Statistic	Value	
Points	17	vs Keuka 12/05/21
Rebounds	12	vs Keuka 12/05/21
Assists	4	at Boston College 11/07/22
Steals	2	vs Ithaca 11/18/22, vs Canisius 11/22/22
Blocks	2	vs Yale 02/26/22
FG Made	6	vs Keuka 12/05/21
FG Attempts	11	at Boston College 11/07/22
3FG Made	4	at Syracuse 12/29/21
3FG Attempts	8	at Syracuse 12/29/21, at Boston College 11/07/22
FT Made	3	vs Dartmouth 01/02/22, vs Ithaca 11/18/22
FT Attempts	5	vs Dartmouth 01/02/22

TSANG HINTON, Adam

				Field Goals		3-Point		F-Throws		Rebounds								Scoring		
SEASON	TEAM	GP-GS	MIN/AVG	FG-FGA	FG%	3FG-3FGA	3FG%	FT-FTA	FT%	OFF	DEF	TOT	AVG	PF-FO	A	TO	BLK	STL	PTS	AVG
2022-23	CU	3-0	13/4.3	2-2	1.000	2-2	1.000	0-0	.000	0	0	0	0.0	0-0	0	2	0	0	6	2.0
TOTAL		3-0	13/4.3	2-2	1.000	2-2	1.000	0-0	.000	0	0	0	0.0	0-0	0	2	0	0	6	2.0

Single Game Highs

Statistic	Value	
Points	6	vs SUNY Delhi 11/10/22
FG Made	2	vs SUNY Delhi 11/10/22
FG Attempts	2	vs SUNY Delhi 11/10/22
3FG Made	2	vs SUNY Delhi 11/10/22
3FG Attempts	2	vs SUNY Delhi 11/10/22

UZOKA, Chuks

				Field Goals		3-Point		F-Throws		Rebounds				Scoring						
SEASON	TEAM	GP-GS	MIN/AVG	FG-FGA	FG%	3FG-3FGA	3FG%	FT-FTA	FT%	OFF	DEF	TOT	AVG	PF-FO	A	TO	BLK	STL	PTS	AVG
2019-20	CU	2-0	2/1.0	0-0	.000	0-0	.000	0-0	.000	0	0	0	0.0	0-0	0	0	0	0	0	0.0
2021-22	CU	1-0	6/5.8	1-1	1.000	0-0	.000	0-0	.000	0	2	2	2.0	0-0	0	1	2	0	2	2.0
TOTAL		3-0	8/2.6	1-1	1.000	0-0	.000	0-0	.000	0	2	2	0.7	0-0	0	1	2	0	2	0.7

Single Game Highs

Statistic	Value	
Points	2	vs Wells 11/19/21
Rebounds	2	vs Wells 11/19/21
Blocks	2	vs Wells 11/19/21
FG Made	1	vs Wells 11/19/21
FG Attempts	1	vs Wells 11/19/21

WATSON, Max

				Field Goals		3-Point		F-Throws		Rebounds				Scoring						
SEASON	TEAM	GP-GS	MIN/AVG	FG-FGA	FG%	3FG-3FGA	3FG%	FT-FTA	FT%	OFF	DEF	TOT	AVG	PF-FO	A	TO	BLK	STL	PTS	AVG
2022-23	CU	8-0	142/17.7	24-43	.558	14-27	.519	1-2	.500	6	7	13	1.6	3-0	6	2	0	9	63	7.9
TOTAL		8-0	142/17.7	24-43	.558	14-27	.519	1-2	.500	6	7	13	1.6	3-0	6	2	0	9	63	7.9

Single Game Highs

Statistic	Value	
Points	10	at Saint Francis (PA) 11/14/22, at Monmouth 11/25/22, at Delaware 12/01/22
Rebounds	3	at Boston College 11/07/22, vs SUNY Delhi 11/10/22
Assists	2	at Saint Francis (PA) 11/14/22
Steals	4	vs Lafayette 12/04/22
FG Made	4	at Saint Francis (PA) 11/14/22, at Monmouth 11/25/22, at Delaware 12/01/22
FG Attempts	8	at Delaware 12/01/22
3FG Made	3	vs SUNY Delhi 11/10/22
3FG Attempts	5	vs SUNY Delhi 11/10/22
FT Made	1	at Saint Francis (PA) 11/14/22
FT Attempts	2	at Saint Francis (PA) 11/14/22

WILLIAMS, Evan

				Field Goals		3-Point		F-Throws		Rebounds				Scoring						
SEASON	TEAM	GP-GS	MIN/AVG	FG-FGA	FG%	3FG-3FGA	3FG%	FT-FTA	FT%	OFF	DEF	TOT	AVG	PF-FO	A	TO	BLK	STL	PTS	AVG
2021-22	CU	7-0	46/6.6	3-7	.429	0-0	.000	6-8	.750	8	4	12	1.7	5-0	2	5	1	3	12	1.7
TOTAL		7-0	46/6.6	3-7	.429	0-0	.000	6-8	.750	8	4	12	1.7	5-0	2	5	1	3	12	1.7

Single Game Highs

Statistic	Value	
Points	4	vs Dartmouth 01/02/22, at Yale 01/15/22
Rebounds	3	at Virginia Tech 12/08/21, vs Dartmouth 01/02/22
Assists	1	at Penn 01/07/22, at Yale 01/15/22
Steals	1	at Binghamton 11/09/21, vs Dartmouth 01/02/22, at Yale 01/15/22
Blocks	1	at Yale 01/15/22
FG Made	1	vs Dartmouth 01/02/22, at Penn 01/07/22, at Yale 01/15/22
FG Attempts	3	at Penn 01/07/22
FT Made	2	vs Dartmouth 01/02/22, at Yale 01/15/22
FT Attempts	3	at Yale 01/15/22

WILLIAMS, Nazir

				Field Goals		3-Point		F-Throws		Rebounds				Scoring						
SEASON	TEAM	GP-GS	MIN/AVG	FG-FGA	FG%	3FG-3FGA	3FG%	FT-FTA	FT%	OFF	DEF	TOT	AVG	PF-FO	A	TO	BLK	STL	PTS	AVG
2021-22	CU	25-0	411/16.4	58-116	.500	13-42	.310	43-52	.827	11	37	48	1.9	48-0	41	41	1	16	172	6.9
2022-23	CU	8-8	183/22.8	33-71	.465	13-35	.371	8-10	.800	5	23	28	3.5	23-1	18	18	1	7	87	10.9
TOTAL		33-8	594/18.0	91-187	.487	26-77	.338	51-62	.823	16	60	76	2.3	71-1	59	59	2	23	259	7.8

Single Game Highs

Statistic	Value	
Points	21	vs Saint Francis (PA) 11/24/21
Rebounds	10	vs Canisius 11/22/22
Assists	5	at Virginia Tech 12/08/21, vs Canisius 11/22/22
Steals	3	vs Wells 11/19/21
Blocks	1	vs Saint Francis (PA) 11/24/21, at Saint Francis (PA) 11/14/22
FG Made	7	vs Saint Francis (PA) 11/24/21, vs Keuka 12/05/21
FG Attempts	14	at Boston College 11/07/22
3FG Made	4	at Boston College 11/07/22
3FG Attempts	9	at Boston College 11/07/22
FT Made	7	at Dartmouth 02/18/22
FT Attempts	7	at Dartmouth 02/18/22