



# 2022-23 @CANESHOOPS GAME NOTES

Miami Athletics Communications • 5821 San Amaro Drive • Coral Gables, FL 33146 • MiamiHurricanes.com  
Director of Communications: Alex Schwartz • Email: alexschwartz@miami.edu • Phone: 609-802-3674/305-284-3249  
Twitter: @CanesHoops | Instagram: @CanesHoops | Facebook: /CanesHoops

- 4 RARE AIR**  
Four (4) coaches own at least 150 wins at three-plus DI schools: Jim Larrañaga, John Calipari, Lefty Driesell and Cliff Ellis.
- 4 COACH CLARK**  
Perry Clark, calling this game for ACC Network, served as the Hurricanes' head coach for four (4) seasons, from 2000-04.
- 12 CONTINUING TO CLIMB THE CHARTS**  
Isaiah Wong (1,344) is just 12 points behind James Jones (1,356) for a top-15 spot on Miami's all-time scoring list.
- 14.0 MILLER'S TIME (NUMBERS THROUGH 11/20/22)**  
Jordan Miller is among seven Power Six players averaging 14.0 ppg and 7.0 rpg on a 50.0 FG% and 35.0 3P% (min. 3 3PM).
- 17 BRONX TO BROOKLYN**  
Jim Larrañaga grew up in the Parkchester neighborhood of the Bronx, N.Y., about a 17-mile drive from St. Francis Brooklyn.
- 18 NOT ONCE, NOT TWICE**  
Miami was the only DI team to win three games the last two years in which it trailed by 18-plus points: 12/8/20 vs. Purdue (20), 1/5/22 vs. Syracuse (18) and 3/5/22 at Syracuse (18).
- 100 ALL ALONE**  
Jim Larrañaga is the only coach in NCAA history with 100-plus conference wins in three DI leagues and/or at three DI schools.
- 105 SIGNIFICANT STRIDES**  
After going 43-69 (.384) in ACC play from 2004-11, Miami is 105-96 (.522) in Jim Larrañaga's 11 seasons, good for the fifth-most ACC wins of any team in the league over that span.
- 700 WINNING WAYS**  
Sporting a 700-476 career record, Jim Larrañaga is ninth in victories among active DI coaches and No. 34 all-time (min. five years at DI school). *More on pages 12-13*

## 2022-23 SCHEDULE

| DATE       | OPPONENT                            | TIME/SCORE (TV)        |
|------------|-------------------------------------|------------------------|
| OCT. 30    | [RV/RV] IUP (EXHIB.)                | W, 89-55 (ACCNX)       |
| NOV. 7     | [RV/RV] LAFAYETTE                   | W, 67-54 (ACCNX)       |
| NOV. 11    | [RV/RV] UNC GREENSBORO              | W, 79-65 (ACCNX)       |
| NOV. 15    | [RV/RV] FLORIDA A&M                 | W, 87-61 (ACCNX)       |
| Nov. 19    | [RV/RV] vs. Providence <sup>A</sup> | W, 74-64 (ESPNNews)    |
| Nov. 20    | [RV/RV] vs. Maryland <sup>A</sup>   | L, 88-70 (ESPN)        |
| NOV. 23    | [RV/RV] ST. FRANCIS BROOKLYN        | 6:30 p.m. (ACCN)       |
| Nov. 27    | [RV/RV] at RV/RV UCF                | 5 p.m. (ESPNU)         |
| NOV. 30    | RUTGERS+                            | 7:15 p.m. (ESPNU)      |
| Dec. 4     | at Louisville*                      | 1 p.m. (ACCN)          |
| DEC. 7     | CORNELL                             | 7 p.m. (RSN)           |
| DEC. 10    | NC STATE*                           | 2 p.m. (RSN)           |
| DEC. 17    | ST. FRANCIS (PA)                    | 12 p.m. (RSN)          |
| DEC. 20    | VIRGINIA*                           | 8:30 p.m. (ACCN)       |
| DEC. 28    | VERMONT                             | 8 p.m. (ACCN)          |
| Dec. 30    | at Notre Dame*                      | TBD (TBD)              |
| Jan. 4     | at Georgia Tech*                    | 7 p.m. (RSN)           |
| JAN. 11    | BOSTON COLLEGE*                     | 7 p.m. (ESPN/2/U)      |
| Jan. 14    | at NC State*                        | 12 p.m. (RSN)          |
| JAN. 16    | SYRACUSE*                           | 7 p.m. (ACCN)          |
| Jan. 21    | at Duke*                            | 12 p.m. (ESPN)         |
| Jan. 24    | at Florida State*                   | 7 p.m. (ESPN/2/U)      |
| Jan. 28    | at Pittsburgh*                      | 4 p.m. (ESPNU)         |
| JAN. 31    | VIRGINIA TECH*                      | 7 p.m. (ESPNU)         |
| Feb. 4     | at Clemson*                         | 3 p.m. (ACCN)          |
| FEB. 6     | DUKE*                               | 7 p.m. (ESPN)          |
| FEB. 11    | LOUISVILLE*                         | 7 p.m. (ACCN)          |
| Feb. 13    | at North Carolina*                  | 7 p.m. (ESPN)          |
| FEB. 18    | WAKE FOREST*                        | 2 p.m. (RSN)           |
| Feb. 21    | at Virginia Tech*                   | 7 p.m. (ESPN/2/U/ACCN) |
| FEB. 25    | FLORIDA STATE*                      | 2/4 p.m. (ESPN/2)      |
| MARCH 4    | PITTSBURGH*                         | 6 p.m. (ACCN)          |
| March 7-11 | ACC Tournament (Greensboro, N.C.)   | TBD (TBD)              |

**BOLD CAPS** - home game, played at the Watsco Center in Coral Gables, Fla.  
 \* - ACC game  
<sup>A</sup> - Naim Smith Basketball Hall of Fame Tip-Off Tournament (Uncasville, Conn.)  
<sup>+</sup> - ACC/Big Ten Challenge (Coral Gables, Fla.)  
 [XX/XX] - Miami ranking  
 All times Eastern and subject to change

## GAME 6 | NOV. 23, 2022 • 6:30 P.M. ET • CORAL GABLES, FLA.



### RV/RV MIAMI HURRICANES (4-1, 0-0 ACC)

Head Coach: Jim Larrañaga (Providence, 1971)  
Record at UM: 230-142 (12th season), Career Record: 700-476 (39th season)

VS



### ST. FRANCIS BROOKLYN (2-2, 0-0 NEC)

Head Coach: Glenn Braica (Queens College, 1989)  
Record at SF: 166-202 (13th season), Career Record: 166-202 (13th season)

#### SERIES HISTORY

All-Time: 1-1 (0-1 since rebirth) | Home: 0-1 | Away: 0-0 | Neutral: 1-0 | Coach L: 0-1 (0-1 at UM)  
Streak: Lost 1 | Last Meeting: 66-62 home OT loss (Nov. 8, 2013) | First Meeting: 71-70 neutral-site NIT win (Mar. 16, 1963)

#### BROADCAST INFORMATION

ACCN • Play-by-Play: Robert Lee • Color: Perry Clark | es.pn/3Gx1pKb  
FM 96.5 HD-2 • Joe Zagacki • Danny Rabinowitz | audacy.com/hardrock965/listen  
FM 90.5 WVUM • Alex Bitchatchi • Patrick McColl | wvum.org

## NEWS & NOTES

#### SUPERB START

Isaiah Wong leads the Hurricanes in points (15.2), assists (4.0) and steals (2.5) per game through the season's first five outings. He earned Naismith Basketball Hall of Fame Tip-Off All-Tournament recognition after averaging 20.0 points, 3.0 assists and 2.5 steals per game on 48.4 percent (15-of-31) shooting across Miami's two contests.

#### BEAST ON THE BLOCKS (NUMBERS THROUGH 11/20/22)

Norchad Omier is the active leader at the DI level in career rebounding average at 12.0 boards per game. He is also tied for sixth nationally among active DI players with 37 double-doubles, with each individual above him owning at least one more collegiate season. Omier is among five DI players averaging at least 14.0 points and 12.0 rebounds per game on 60.0 percent shooting this year, with Zach Edey the only other one in a Power Six league.

#### MILESTONE MOMENT

With a 74-64 victory over Providence, his alma mater, on 11/19/22 in Uncasville, Conn., Jim Larrañaga earned the 700th win in his 39-year head coaching career. He is the 53rd NCAA coach, at any level, to reach 700, including just the 35th with Division I experience and the 34th with at least five years at the DI level. Larrañaga is only the eighth person with ACC head coaching experience to reach that mark. The other seven are Mike Krzyzewski, Jim Boheim, Roy Williams, Dean Smith, Cliff Ellis, Lefty Driesell and Rick Barnes. Of those, Krzyzewski, Williams and Smith—three of the seven winningest DI coaches of all-time—are the only other three to do so while in the ACC.

#### SENSATIONAL 2021-22 SEASON

After reaching the Elite Eight for the first time last year, the Hurricanes placed No. 16 in the Coaches Poll. It marked the fourth-highest such finish in program history, trailing just 2015-16 (No. 8), 2012-12 (No. 10) and 1998-99 (co-No. 12). Miami ended the year at 26-11, good for its third-most wins ever, behind only 2012-13 (29-7) and 2015-16 (27-8).

#### HURRICANE HERO

Jim Larrañaga, who will enter the UM Sports HOF in 2023, is first at Miami with 230 victories and third with a .618 winning percentage. His seven 20-win seasons are the most by a Miami coach and over a third of the program's total (19). Coach L has led The U to all four of its 25-win years, five of its 11 NCAA Tournament bids, seven of its 11 wins in the NCAA field, three of its four Sweet 16 trips, its lone Elite Eight berth and a sweep of the 2013 ACC titles.

#### ST. FRANCIS BROOKLYN

The Terriers, 2-2 thus far, are paced by redshirt freshman guard Zion Bethea's 11.5 points per game. Following a 10-20 (7-11) campaign in 2021-22, St. Francis Brooklyn was voted fifth in the NEC preseason poll.

## PROJECTED STARTERS

|           | ISAIAH WONG   | CAREER HIGHS                                       | NOTES  |
|-----------|---|--|--|
| <b>3</b>  | 4Yr Jr.   G   6-4   184<br>Piscataway, N.J.<br>2022-23: 15.2 ppg, 4.0 rpg, 4.0 apg                        | Pts: 30 Stl: 3<br>Reb: 12 Blk: 2<br>Ast: 7 Min: 42 | 2x Preseason First Team All-ACC; 10+ in 49 of last 58 games (15+ 35x, 20+ 17x)         |
| <b>11</b> | JORDAN MILLER<br>5Yr Jr.   G   6-7   195<br>Middleburg, Va.<br>2022-23: 14.8 ppg, 7.0 rpg, 1.4 apg        | Pts: 30 Stl: 7<br>Reb: 15 Blk: 3<br>Ast: 5 Min: 48 | 14.1p & 6.8r over last 13 outings; No. 43 in 2P% (65.5; 128/197), per KenPom last year |
| <b>15</b> | NORCHAD OMIER<br>3Yr So.   F   6-7   248<br>Bluefields, Nicaragua<br>2022-23: 14.2 ppg, 10.2 rpg, 1.4 apg | Pts: 35 Stl: 5<br>Reb: 26 Blk: 6<br>Ast: 4 Min: 39 | 2022 Sun Belt POY & DPOY; Top-eight last year in RPG, D-Ds (20), FG% (63.2)            |
| <b>24</b> | NIJEL PACK<br>3Yr So.   G   6-0   184<br>Indianapolis, Ind.<br>2022-23: 10.4 ppg, 2.0 rpg, 2.6 apg        | Pts: 35 Stl: 4<br>Reb: 8 Blk: 2<br>Ast: 9 Min: 42  | 2021-22 First Team All-Big 12; Fifth in NCAA with a 43.6 3P% last year                 |
| <b>55</b> | WOGGA POPLAR<br>2Yr So.   G   6-5   192<br>Philadelphia, Pa.<br>2022-23: 8.0 ppg, 3.0 rpg, 1.6 apg        | Pts: 15 Stl: 2<br>Reb: 6 Blk: 0<br>Ast: 4 Min: 26  | First collegiate start in season-opening win; Career-high 15 points versus Florida A&M |



## NUMERICAL ROSTER

| NO. | NAME               | POS. | HT.  | WT. | YR.  | CL.  | HOMETOWN / LAST SCHOOL                                       |
|-----|--------------------|------|------|-----|------|------|--|
| 0   | AJ Casey           | F    | 6-9  | 213 | 1Yr  | Fr.  | Chicago, Ill. / Whitney Young                                |
| 1   | Anthony Walker     | F    | 6-9  | 215 | 4Yr  | Jr.  | Baltimore, Md. / Brewster Academy (N.H.)                     |
| 2   | Isaiah Wong        | G    | 6-4  | 184 | 4Yr  | Jr.  | Piscataway, N.J. / Monsignor Bonner (Pa.)                    |
| 3   | Christian Watson   | G    | 6-7  | 209 | 1Yr. | Fr.  | Lanham, Md. / St. John's College HS (D.C.)                   |
| 4   | Bensley Joseph     | G    | 6-2  | 207 | 2Yr. | So.  | Arlington, Mass. / Putnam Science Academy (Conn.)            |
| 5   | Harlond Beverly    | G    | 6-6  | 200 | 4Yr  | Jr.  | Detroit, Mich. / Montverde Academy (Fla.)                    |
| 10  | Filippos Gkogkos   | G    | 6-4  | 200 | 4Yr  | Jr.  | Athens, Greece / International School of Bucharest (Romania) |
| 11  | Jordan Miller      | G    | 6-7  | 195 | 5Yr  | Sr.  | Middleburg, Va. / George Mason / Loudoun Valley              |
| 12  | Favour Aire        | C    | 6-11 | 215 | 1Yr. | Fr.  | Ekpoma, Nigera / Bishop McNamara (Md.)                       |
| 13  | Jakai Robinson     | G    | 6-5  | 208 | 2Yr  | RFr. | Ossining, N.Y. / Rock Creek Christian Academy (Md.)          |
| 15  | Norchad Omier      | F    | 6-7  | 248 | 3Yr. | So.  | Bluefields, Nicaragua / Arkansas State / Miami Prep (Fla.)   |
| 23  | Danilo Jovanovich  | F    | 6-8  | 219 | 1Yr. | Fr.  | Milwaukee, Wis. / Whitnall                                   |
| 24  | Nijel Pack         | G    | 6-0  | 184 | 3Yr. | So.  | Indianapolis, Ind. / Kansas State / Lawrence Central         |
| 32  | Thomas Oosterbroek | F    | 6-8  | 215 | 2Yr  | So.  | Amsterdam, Netherlands / Brentwood School (Calif.)           |
| 55  | Wooga Poplar       | G    | 6-5  | 192 | 2Yr  | So.  | Philadelphia, Pa. / Math, Civics and Sciences Charter School |

## ALPHABETICAL ROSTER

| NO. | NAME               | POS. | HT.  | WT. | YR.  | CL.  | HOMETOWN / LAST SCHOOL                                       |
|-----|--------------------|------|------|-----|------|------|--|
| 12  | Favour Aire        | C    | 6-11 | 215 | 1Yr. | Fr.  | Ekpoma, Nigera / Bishop McNamara (Md.)                       |
| 5   | Harlond Beverly    | G    | 6-6  | 200 | 4Yr  | Jr.  | Detroit, Mich. / Montverde Academy (Fla.)                    |
| 0   | AJ Casey           | F    | 6-9  | 213 | 1Yr  | Fr.  | Chicago, Ill. / Whitney Young                                |
| 10  | Filippos Gkogkos   | G    | 6-4  | 200 | 4Yr  | Jr.  | Athens, Greece / International School of Bucharest (Romania) |
| 4   | Bensley Joseph     | G    | 6-2  | 207 | 2Yr. | So.  | Arlington, Mass. / Putnam Science Academy (Conn.)            |
| 23  | Danilo Jovanovich  | F    | 6-8  | 219 | 1Yr. | Fr.  | Milwaukee, Wis. / Whitnall                                   |
| 11  | Jordan Miller      | G    | 6-7  | 195 | 5Yr  | Sr.  | Middleburg, Va. / George Mason / Loudoun Valley              |
| 15  | Norchad Omier      | F    | 6-7  | 248 | 3Yr. | So.  | Bluefields, Nicaragua / Arkansas State / Miami Prep (Fla.)   |
| 32  | Thomas Oosterbroek | F    | 6-8  | 215 | 2Yr  | So.  | Amsterdam, Netherlands / Brentwood School (Calif.)           |
| 24  | Nijel Pack         | G    | 6-0  | 184 | 3Yr. | So.  | Indianapolis, Ind. / Kansas State / Lawrence Central         |
| 55  | Wooga Poplar       | G    | 6-5  | 192 | 2Yr  | So.  | Philadelphia, Pa. / Math, Civics and Sciences Charter School |
| 13  | Jakai Robinson     | G    | 6-5  | 208 | 2Yr  | RFr. | Ossining, N.Y. / Rock Creek Christian Academy (Md.)          |
| 1   | Anthony Walker     | F    | 6-9  | 215 | 4Yr  | Jr.  | Baltimore, Md. / Brewster Academy (N.H.)                     |
| 3   | Christian Watson   | G    | 6-7  | 209 | 1Yr. | Fr.  | Lanham, Md. / St. John's College HS (D.C.)                   |
| 2   | Isaiah Wong        | G    | 6-4  | 184 | 4Yr  | Jr.  | Piscataway, N.J. / Monsignor Bonner (Pa.)                    |

NOTE: "YR." indicates number of years as a college student and "CL." indicates athletic class without the 2020-21 season counting towards eligibility

## COACHING STAFF

**Head Coach:** Jim Larrañaga (Providence '71, 12th season)

**Associate Head Coach:** Bill Courtney (Bucknell '92, fourth season)

**Assistant Coach:** DJ Irving (Boston University '14, second season)

**Assistant Coach:** Kotie Kimble (Coastal Carolina '07, first season)

**Director of Basketball Operations:** Jeff Dyer (Delaware '14, sixth season, second as DOBO)

**Associate Director of Basketball Operations:** Joe Gimbel (Temple '18, second season)

**Operations Specialist:** Jimmy Polisi (Temple '20, first season)

**Strength & Conditioning Coach:** Preston Greene (Clemson '99, first season)

**Athletic Trainer:** Sam Johnson (Grand Valley State [Mich.] '14, second season)

**Physical Therapist:** Tommy Otley (Asbury [Ky.] '17, first season)

## PRONUNCIATION GUIDE

**Jim Larrañaga:** Lare-Uh-NAY-Guh

**Joe Gimbel:** GIMM-Bull

**Favour Aire:** FAY-Vurr (like "Favor") EYE-Ray

**Filippos Gkogkos:** Fill-EEP-Ose GO-Gose

**Danilo Jovanovich:** DAHN-Ih-Low Yo-VAHN-Uh-Vich

**Norchad Omier:** Oh-MEER

**Thomas Oosterbroek:** OAST-Uhr-Brook

**Nijel Pack:** NYE-Juhl (like "Nigel")

**Wooga Poplar:** WUH-Guh POP-Lurr

**Jakai Robinson:** Juh-KYE

## RETURNERS (9)

- No. 1 Anthony Walker
- No. 2 Isaiah Wong\*
- No. 5 Harlond Beverly
- No. 4 Bensley Joseph
- No. 10 Filippos Gkogkos
- No. 11 Jordan Miller\*
- No. 13 Jakai Robinson
- No. 32 Thomas Oosterbroek
- No. 55 Wooga Poplar

\* returning starter

## FRESHMEN (5)

- No. 0 AJ Casey
- No. 3 Christian Watson
- No. 12 Favour Aire
- No. 13 Jakai Robinson (RFr.)
- No. 23 Danilo Jovanovich

## SOPHOMORES (5)

- No. 4 Bensley Joseph
- No. 15 Norchad Omier (3rd year)
- No. 24 Nijel Pack (3rd year)
- No. 32 Thomas Oosterbroek
- No. 55 Wooga Poplar

## JUNIORS (4)

- No. 1 Anthony Walker (4th year)
- No. 2 Isaiah Wong (4th year)
- No. 5 Harlond Beverly (4th year)
- No. 10 Filippos Gkogkos (4th year)

## SENIORS (1)

- No. 11 Jordan Miller (5th year)

## BY LOCATION

### MARYLAND (2)

- No. 1 Anthony Walker
- No. 3 Christian Watson

### NEW YORK (1)

- No. 13 Jakai Robinson

### ILLINOIS (1)

- No. 0 AJ Casey

### INDIANA (1)

- No. 24 Nijel Pack

### MASSACHUSETTS (1)

- No. 4 Bensley Joseph

### MICHIGAN (1)

- No. 5 Harlond Beverly

### NEW JERSEY (1)

- No. 2 Isaiah Wong

### PENNSYLVANIA (1)

- No. 55 Wooga Poplar

### VIRGINIA (1)

- No. 11 Jordan Miller

### WISCONSIN (1)

- No. 23 Danilo Jovanovich

### INTERNATIONAL (4)

- No. 10 Filippos Gkogkos (Greece)
- No. 32 Thomas Oosterbroek (Netherlands)
- No. 15 Norchad Omier (Nicaragua)
- No. 12 Favour Aire (Nigeria)



# PLAYER SPOTLIGHTS




**#0 AJ CASEY**  
1Yr Fr. • F • 6-9 • 213  
Chicago, Ill.

|         | GP-GS | PPG | RPG | APG | MPG |
|---------|-------|-----|-----|-----|-----|
| 2022-23 | 4-0   | 1.8 | 1.0 | 0.3 | 5.9 |
| CAREER  | 4-0   | 1.8 | 1.0 | 0.3 | 5.9 |



**#1 ANTHONY WALKER**  
4Yr Jr. • F • 6-9 • 215  
Baltimore, Md.

|         | GP-GS | PPG | RPG | APG | MPG  |
|---------|-------|-----|-----|-----|------|
| 2022-23 | 5-0   | 1.6 | 0.4 | 0.0 | 10.8 |
| CAREER  | 93-18 | 5.6 | 2.9 | 0.6 | 16.9 |



**#2 ISAIAH WONG**  
4Yr Jr. • G • 6-4 • 184  
Piscataway, N.J.

|         | GP-GS  | PPG  | RPG | APG | MPG  |
|---------|--------|------|-----|-----|------|
| 2022-23 | 5-5    | 15.2 | 4.0 | 4.0 | 33.9 |
| CAREER  | 100-80 | 13.4 | 4.0 | 1.9 | 30.4 |



**#3 CHRISTIAN WATSON**  
1Yr Fr. • G • 6-7 • 209  
Lanham, Md.

|         | GP-GS | PPG | RPG | APG | MPG |
|---------|-------|-----|-----|-----|-----|
| 2022-23 | 2-0   | 1.5 | 0.0 | 0.0 | 3.1 |
| CAREER  | 2-0   | 1.5 | 0.0 | 0.0 | 3.1 |



**#4 BENSLEY JOSEPH**  
2Yr So. • G • 6-2 • 207  
Arlington, Mass.

|         | GP-GS | PPG | RPG | APG | MPG  |
|---------|-------|-----|-----|-----|------|
| 2022-23 | 5-0   | 5.8 | 2.2 | 1.4 | 18.7 |
| CAREER  | 41-0  | 2.7 | 1.7 | 0.9 | 14.0 |



**#5 HARLOND BEVERLY**  
4Yr Jr. • G • 6-6 • 200  
Detroit, Mich.

|         | GP-GS | PPG | RPG | APG | MPG  |
|---------|-------|-----|-----|-----|------|
| 2022-23 | 5-0   | 3.2 | 0.8 | 1.0 | 11.9 |
| CAREER  | 59-20 | 6.3 | 2.8 | 2.4 | 21.3 |



**#10 FILIPPOS GKOGKOS**  
4Yr Jr. • G • 6-4 • 200  
Athens, Greece

|         | GP-GS | PPG | RPG | APG | MPG |
|---------|-------|-----|-----|-----|-----|
| 2022-23 | -     | -   | -   | -   | -   |
| CAREER  | 17-0  | 0.0 | 0.3 | 0.0 | 1.5 |



**#11 JORDAN MILLER**  
5Yr Sr. • G • 6-7 • 195  
Middleburg, Va.

|         | GP-GS   | PPG  | RPG | APG | MPG  |
|---------|---------|------|-----|-----|------|
| 2022-23 | 5-5     | 14.8 | 7.0 | 1.4 | 33.7 |
| CAREER  | 110-102 | 12.1 | 6.0 | 1.3 | 31.6 |




**#12 FAVOUR AIRE**  
1Yr Fr. • C • 6-11 • 215  
Ekpoma, Nigeria

|         | GP-GS | PPG | RPG | APG | MPG |
|---------|-------|-----|-----|-----|-----|
| 2022-23 | 3-0   | 0.3 | 0.0 | 0.0 | 2.4 |
| CAREER  | 3-0   | 0.3 | 0.0 | 0.0 | 2.4 |



**#13 JAKAI ROBINSON**  
2Yr RFr. • G • 6-5 • 208  
Ossining, N.Y.

|         | GP-GS | PPG | RPG | APG | MPG |
|---------|-------|-----|-----|-----|-----|
| 2022-23 | 1-0   | 0.0 | 0.0 | 1.0 | 3.3 |
| CAREER  | 1-0   | 0.0 | 0.0 | 1.0 | 3.3 |



**#15 NORCHAD OMIER**  
3Yr So. • F • 6-7 • 248  
Bluefields, Nicaragua

|         | GP-GS | PPG  | RPG  | APG | MPG  |
|---------|-------|------|------|-----|------|
| 2022-23 | 5-5   | 14.2 | 10.2 | 1.4 | 30.7 |
| CAREER  | 57-55 | 15.4 | 12.0 | 1.0 | 28.2 |



**#23 DANILO JOVANOVIĆ**  
1Yr Fr. • F • 6-8 • 219  
Milwaukee, Wis.

|         | GP-GS | PPG | RPG | APG | MPG |
|---------|-------|-----|-----|-----|-----|
| 2022-23 | -     | -   | -   | -   | -   |
| CAREER  | -     | -   | -   | -   | -   |



**#24 NIJEL PACK**  
3Yr So. • G • 6-0 • 184  
Indianapolis, Ind.

|         | GP-GS | PPG  | RPG | APG | MPG  |
|---------|-------|------|-----|-----|------|
| 2022-23 | 5-5   | 10.4 | 2.0 | 2.6 | 30.6 |
| CAREER  | 58-57 | 14.9 | 3.6 | 2.9 | 33.1 |



**#32 THOMAS OOSTERBROEK**  
2Yr So. • F • 6-8 • 215  
Amsterdam, Netherlands

|         | GP-GS | PPG | RPG | APG | MPG |
|---------|-------|-----|-----|-----|-----|
| 2022-23 | -     | -   | -   | -   | -   |
| CAREER  | 4-0   | 0.3 | 0.0 | 0.0 | 1.0 |



**#55 WOOGA POPLAR**  
2Yr So. • G • 6-5 • 192  
Philadelphia, Pa.

|         | GP-GS | PPG | RPG | APG | MPG  |
|---------|-------|-----|-----|-----|------|
| 2022-23 | 5-5   | 8.0 | 3.0 | 2.0 | 21.5 |
| CAREER  | 39-5  | 3.1 | 1.6 | 0.5 | 10.3 |



# THE LAST TIME IT HAPPENED...

## Player Scored 40+ Points

**Miami** Darius Rice (43), vs. Connecticut, 1/20/03  
**Opponent** Sean Singletary (41), vs. Virginia, 3/1/08

## Player Scored 35+ Points

**Miami** Jack McClinton (35), vs. North Carolina, 3/15/09  
**Opponent** Xavier Rathan-Mayes (35), vs. Florida State, 2/25/15

## Player Scored 30+ Points

**Miami** Isaiah Wong (30), vs. Louisville, 1/16/21  
**Opponent** Buddy Boeheim (30), at Syracuse, 3/5/22

## Two Players Scored 20 Points

**Miami** Isaiah Wong (21), Kameron McGusty (20), vs. Auburn in NCAA Tournament, 3/20/22  
**Opponent** Buddy Boeheim (23), Joseph Girard III (23), at Syracuse, 1/19/21

## Three Players Scored 20+ Points

**Miami** Isaiah Wong (25), Sam Waardenburg (21), Kameron McGusty (20), vs. North Carolina, 1/18/22  
**Opponent** Joseph Girard III (26), Jesse Edwards (22), Cole Swider (20), Syracuse, 1/5/22

## Five (not 5+) Players Scored in Double Figures

**Miami** Kameron McGusty (15), Isaiah Wong (14), Charlie Moore (12), Anthony Walker (11), Sam Waardenburg (10), vs. Virginia Tech, 2/26/22  
**Opponent** Donta Scott (24), Julian Reese (17), Hakim Hart (14), Jahmir Young (13), Donald Carey (12), vs. Maryland in Uncasville, Conn., 11/20/22

## Six (not 6+) Players Scored in Double Figures

**Miami** Chris Lykes (18), Ja'Quan Newton (15), Dewan Huell (14), Lonnie Walker IV (13), Ebuka Izundu (12), DJ Vasiljevic (10), at North Carolina, 2/27/18  
**Opponent** James Karnik (15), Makai Ashton-Langford (13), Frederick Scott (11), Kamari Williams (11), CJ Felder (10), Jay Heath (10), vs. Boston College, 3/5/21

## Seven+ Players Scored in Double Figures

**Miami** Sheldon McClellan (18), Ja'Quan Newton (15), James Palmer (14), Ebuka Izundu (11), Angel Rodriguez (11), Ivan Cruz Uceda (10), Anthony Lawrence II (10), vs. Mississippi State, 11/19/15

## Player Grabbed 15+ Rebounds

**Miami** Norchad Omier (15), vs. Lafayette, 11/7/22  
**Opponent** Jabari Smith (15), vs. Auburn in NCAA Tournament, 3/20/22

## Player Grabbed 20+ Rebounds

**Miami** Reggie Johnson (20), vs. Florida Atlantic, 3/16/11  
**Opponent** Kelly Wise (21), vs. Memphis, 12/21/00

## Two Players Grabbed 10+ Rebounds

**Miami** Nysier Brooks (11) & Elijah Olaniyi (10), vs. Louisville, 1/16/21  
**Opponent** Paolo Banchemo (11) & Mark Williams (10), vs. Duke in ACC Tour., 3/11/22

## Three Players Grabbed 10+ Rebounds

**Miami** Mark Richardson (11), Eric Brown (10), Joe Wylie (10) vs. FIU, 3/6/89  
**Opponent** Matt Harpring (12), Dion Glover (10), Michael Maddox (10), Georgia Tech, 12/27/97

## Player Had 10+ Assists

**Miami** Bruce Brown, Jr. (10), vs. Gardner-Webb, 11/10/17  
**Opponent** Reece Beekman (10), at Virginia, 2/5/22

## Player Had 10+ Blocks

**Miami** Anthony King (10), vs. Florida Atlantic, 11/29/04  
**Opponent** Jarvis Varnado (10), Mississippi State, 12/13/07

## Player Had a Double-Double

**Miami** Norchad Omier (19 pts, 12 reb), vs. Providence in Uncasville, Conn., 11/19/22  
**Opponent** Jabari Smith (10 pts, 15 reb), vs. Auburn in NCAA Tournament, 3/20/22

## Player Had a Triple-Double

**Miami** Bruce Brown, Jr. (10 pts, 11 reb, 11 ast), vs. Gardner-Webb, 11/10/17  
**Opponent** Brendan Haywood (18 pts, 14 reb, 10 blk), North Carolina, 12/4/00

## Two Players Had Double-Doubles

**Miami** Keith Stone (12 pts, 18 reb) & Isaiah Wong (27 pts, 12 reb), at Virginia Tech, 2/19/20  
**Opponent** RaiQuan Gray (10 pts, 11 reb) & Malik Osborne (11 pts, 10 reb), at Florida State, 1/27/21

## Hit Last-Second Shot to Win

**Miami** Jordan Miller, vs. Boston College in ACC Tournament, fast-break layup at the buzzer off a 50-foot pass to win, 71-69 (OT), 3/10/22  
**Opponent** RayQuan Evans, at Florida State, two free throws with 0.8 seconds remaining to win, 65-64, 1/11/22

## Team Scored 100+ Points

**Miami** 102, at Virginia Tech (3OT), 2/19/20 | In regulation: 105, vs. Mississippi State, 11/19/15  
**Opponent** 103, at Florida State (OT), 1/27/18 | In regulation: 105, at North Carolina, 1/3/07

## Team Scored 90-99 Points

**Miami** 92, vs. Wake Forest, 1/1/22  
**Opponent** 96, vs. Alabama in ESPN Events Invitational, 11/28/21

## Team Scored 50 Points in a Half

**Miami** 58, second half, vs. Syracuse, 1/5/22  
**Opponent** 63, second half, vs. Alabama in ESPN Events Invitational, 11/28/21

## Team Shot 50 Percent in Both Halves

**Miami** .577 (15-26) / .500 (12-24), vs. Boston College in ACC Tournament, 3/10/22  
**Opponent** .625 (15-24) / .577 (13-26), vs. Maryland in Uncasville, Conn., 11/20/22

## Team Shot 60 Percent in a Half

**Miami** .633 (19-30), second half, at Syracuse, 3/5/22  
**Opponent** .625 (15-24), first half, vs. Maryland in Uncasville, Conn., 11/20/22

## Team Shot 70 Percent in a Half

**Miami** .720 (18-25), second half, vs. Middle Tennessee in Diamond Head Classic, 12/25/17

## Team Shot 60 Percent in a Game

**Miami** .615 (32-52), vs. Wake Forest, 1/1/22  
**Opponent** .600 (30-50), vs. Maryland in Uncasville, Conn., 11/20/22

## Team Shot Under 30 Percent in a Game

**Miami** .279 (17-61), at Louisville, 1/7/20  
**Opponent** .288 (15-52), vs. La Salle in Reading, Pa., 11/22/17

## Team Shot 60 Percent on 3-Pointers in a Game

**Miami** .611 (11-18), at Virginia Tech, 1/26/22  
**Opponent** .600 (12-20), vs. Florida State, 1/27/19

## Team Won by 50+ Points

**Miami** 50, vs. Nova Southeastern (108-58), 11/16/09  
**Opponent** 53, vs. Notre Dame (126-73), 2/22/86

## Team won by 40-49 Points

**Miami** 49, vs. Western Carolina (92-43), 11/11/16  
**Opponent** 41, at North Carolina (105-64), 1/31/07

## Team Won by 30-39 Points

**Miami** 31, vs. Coppin State (91-60), 12/21/19  
**Opponent** 32, vs. Alabama in ESPN Events Invitational (96-64), 11/28/21

## Overtime

Miami won in overtime 71-69 (OT), vs. Boston College in ACC Tournament, 3/10/22  
Miami lost in overtime 80-76 (OT), vs. Virginia Tech, 2/6/21

## Rankings

Miami defeated a ranked opponent 79-61, vs. No. 8/7 Auburn in NCAA Tournament, 3/20/22  
Miami lost to a ranked opponent 76-50, vs. No. 3 Kansas in NCAA Tournament, 3/27/22  
Miami defeated a top-10 opponent 79-61, vs. No. 8/7 Auburn in NCAA Tournament, 3/20/22  
Miami lost to a top-10 opponent 76-50, vs. No. 3 Kansas in NCAA Tournament, 3/27/22  
Miami defeated a top-five opponent 76-74, at No. 2 Duke, 1/8/22  
Miami lost to a top-five opponent 76-50, vs. No. 3 Kansas in NCAA Tournament, 3/27/22

## Comebacks

Miami won when down 10+ points 75-72 (down 18), at Syracuse, 3/5/22  
Miami lost when up 10+ points 80-76 (up 11), vs. No. 7 Duke in ACC Tour., 3/11/22  
Miami won when down 15+ points 75-72 (down 18), at Syracuse, 3/5/22  
Miami lost when up 15+ points 90-73 (up 15), at Louisville, 1/6/19  
Miami won when down 20+ points 58-54 (down 20), vs. Purdue, 12/8/20  
Miami won when down at halftime 79-65 (down 1), vs. UNC Greensboro, 11/11/22  
Miami lost when up at halftime 76-50 (up 6), vs. No. 3 Kansas in NCAA Tour., 3/27/22  
Miami won when down 10+ at halftime 75-72 (down 11), at Syracuse, 3/5/22  
Miami lost when up 10+ at halftime 77-73 (up 10), vs. Yale at AmericanAirlines Arena, 12/11/18

# THE LAST TIME A MIAMI FRESHMAN...

**Scored 30 Points:** Bruce Brown Jr. (30), vs. North Carolina, 1/28/17  
**Scored 20+ Points:** Isaiah Wong (27), at Virginia Tech, 2/19/20  
**Perfect from Field (5+ att):** Reggie Johnson (RS), 8-of-8, vs. Wake Forest, 3/11/10  
**Perfect from 3-Pt (3+ att):** Anthony Lawrence II, 4-of-4, vs. Notre Dame, 2/3/16  
**Perfect from FT Line (5+ att):** Isaiah Wong, 14-of-14, at Virginia Tech, 2/19/20  
**10+ Rebounds:** Isaiah Wong, 12, at Virginia Tech, 2/19/20  
**10+ Assists:** Bruce Brown, Jr., 10, vs. South Carolina State, 12/6/16  
**5-9 Assists:** Earl Timberlake, 5, vs. North Carolina, 1/5/21  
**5+ Steals:** Earl Timberlake, 5, vs. North Carolina, 1/5/21  
**4+ Blocks:** Raphael Akpejiori, 4, McNeese State, 11/24/10  
**Double-Double:** Isaiah Wong (27 pts, 12 reb), at Virginia Tech, 2/19/20  
**Triple-Double:** Bruce Brown Jr. (11 pts, 11 reb, 10 ast), vs. South Carolina State, 12/6/16



### TEAM STREAKS (\* = INCLUDES PRIOR SEASON(S)) (- = ONLY PRIOR SEASONS)

|                 |         |                     |         |                             |         |
|-----------------|---------|---------------------|---------|-----------------------------|---------|
| <b>Overall</b>  | Lost 1  | <b>Non-Con</b>      | Lost 1  | <b>Making More 3Ps</b>      | Won 3*  |
| <b>Home</b>     | Won 3   | <b>Non-Con Home</b> | Won 6*  | <b>Making Fewer 3Ps</b>     | Lost 1  |
| <b>Away</b>     | Won 5^  | <b>Non-Con Away</b> | Won 4^  | <b>Outrebounding Opp.</b>   | Won 14* |
| <b>Neutral</b>  | Lost 1  | <b>vs. Ranked</b>   | Lost 1^ | <b>Opp. Outrebounds</b>     | Lost 2* |
| <b>ACC</b>      | Won 2^  | <b>Overtime</b>     | Won 1^  | <b>Scoring 70-Plus</b>      | Lost 1  |
| <b>ACC Home</b> | Lost 2^ | <b>Up at Half</b>   | Won 2   | <b>Allowing 70-Plus</b>     | Lost 3* |
| <b>ACC Away</b> | Won 5^  | <b>Down at Half</b> | Lost 1  | <b>4-Plus Score 10-Plus</b> | Won 5*  |

### 2022-23 STARTING LINEUPS (1)

~ Miller/Omier/Pack/Poplar/Wong: 5x, 4-1 record, most recent: 11/20/22 vs. Maryland

### BEATING THE BLUE BLOODS (MORE ON PAGE 9)

During Jim Larrañaga's 11 seasons, the Hurricanes are 14-18 against Duke (7-8) and North Carolina (7-10), tied for the second-most wins—Virginia is 16-16 and Duke is 14-12—by any school against those two teams since 2011-12. Miami has a win over at least one of them in nine of Coach L's 11 years, including each of the first seven, topping both in 2012-13 (four total), 2016-17 and 2021-22. Before his arrival, Miami was 4-31 all-time (2-20 in its ACC era) against the two. The Hurricanes are the only team with at least seven victories over those schools by double digits since 2011-12 (only Duke [six] and Virginia have five) and one of two teams, alongside Duke, with six road wins against the two since then. Miami is also the only team with at least five triumphs by 15-plus (just Louisville and North Carolina have even three), the only team with three decisions by 20-plus (only Ohio State has even two) and the only team with three wins by 25-plus (no one else has two). Duke's most lopsided loss of the last 11 years is to Miami (90-63 on 1/23/13) and it is the third-largest loss ever for an AP No. 1 team. North Carolina's third- and fifth-most lopsided defeats of that stretch are to the Hurricanes (85-57 on 1/18/22 and 87-61 on 2/9/13). In 2012-13, Miami became the first team to beat both schools by 20-plus since Maryland did so in 1974-75.

### QUITE THE COACH

Jim Larrañaga is one of 13 active coaches with 700 victories, including one of nine at the DI level. He is the 53rd NCAA coach all-time to reach 700, including the 35th with DI experience and the 34th with at least five years at that level. Coach L is No. 13 all-time in total victories while serving as an ACC head coach with 230, co-No. 13 in ACC victories (regular season and ACC Tournament) with 117 and No. 12 in ACC league wins with 105, all third-most among active coaches. In addition, Larrañaga, John Calipari, Lefty Driesell and Cliff Ellis are the only four coaches in history with 150-plus wins at three DI schools, while just 24 coaches (eight active) have logged even 100-plus victories at three DI schools (entering 2022-23). Coach L is also among the 17 coaches (eight active) with 200-plus wins at two DI institutions. One of just 22 active DI head coaches who has led a program to the Final Four, Larrañaga (12-10) is among just 32 active head coaches with multiple NCAA Tournament berths and a winning percentage over .500, just 18 of whom have double-digit such appearances.

### EXCEEDING EXPECTATIONS

In eight of Jim Larrañaga's 11 years, Miami has placed higher in the final ACC standings than it was picked in the preseason poll. Six times, it finished multiple spots above its preseason spot, including four-plus places higher thrice, with an eight-spot jump in 2021-22. Only once, during a 2020-21 season in which the Hurricanes led all Power Five teams with 113 games missed due to injury, has Miami ended the year more than one spot below its preseason expectation.

| Year    | Pre  | Final  | Mar. | Year    | Pre  | Final | Mar. |
|---------|------|--------|------|---------|------|-------|------|
| 2021-22 | 12th | 4th    | +8   | 2015-16 | 5th  | t-2nd | +3   |
| 2020-21 | 7th  | 13th   | -6   | 2014-15 | 10th | t-6th | +4   |
| 2019-20 | 9th  | t-10th | -1   | 2013-14 | 12th | 10th  | +2   |
| 2018-19 | 10th | t-11th | -1   | 2012-13 | 5th  | 1st   | +4   |
| 2017-18 | 4th  | t-3rd  | +1   | 2011-12 | 5th  | t-4th | +1   |
| 2016-17 | 9th  | t-7th  | +2   |         |      |       |      |

### MIAMI'S RECORD WHEN...

| Record    | 2022-23 |     | Larrañaga |        |
|-----------|---------|-----|-----------|--------|
|           | All     | ACC | At UM     | ACC    |
| All games | 4-1     | 0-0 | 230-142   | 105-96 |
| Home      | 3-0     | 0-0 | 128-48    | 63-38  |
| Away      | -       | -   | 61-64     | 42-58  |
| Neutral   | 1-1     | -   | 41-30     | -      |
| November  | 4-1     | -   | 53-18     | 0-1    |
| December  | -       | -   | 50-15     | 5-3    |
| January   | -       | -   | 41-44     | 39-44  |
| February  | -       | -   | 49-39     | 48-39  |
| March     | -       | -   | 37-25     | 13-9   |
| April     | -       | -   | 0-1       | 0-0    |

|                                      |     |   |         |       |
|--------------------------------------|-----|---|---------|-------|
| vs. Top-10 opponents                 | -   | - | 10-27   | 8-20  |
| vs. Top-25 (includes top-10)         | -   | - | 24-60   | 16-46 |
| vs. RV opponents                     | -   | - | 19-14   | 11-8  |
| vs. Teams over .500 on gameday       | 2-1 | - | 142-123 | 74-82 |
| vs. Teams under .500 on gameday      | 1-0 | - | 57-14   | 24-12 |
| vs. Teams at .500 on gameday         | 1-0 | - | 31-5    | 7-2   |
| While UM in Top 10                   | -   | - | 21-10   | 9-7   |
| While UM in Top 25 (includes top 10) | -   | - | 58-25   | 29-17 |
| While UM is RV (only)                | 4-1 | - | 63-25   | 29-15 |
| In Top-25 matchups                   | -   | - | 8-10    | 6-6   |
| In Top-10 matchups                   | -   | - | 0-3     | 0-2   |

*Note: above rankings records include teams that were top-25/top-10/RV in either poll, with precedence given to the team's higher ranking*  
*Note: 0-0 teams are considered .500 on this list*

|                                    |     |   |        |       |
|------------------------------------|-----|---|--------|-------|
| Leading at halftime                | 2-0 | - | 170-28 | 72-21 |
| Trailing at halftime               | 2-1 | - | 49-103 | 28-69 |
| Tied at halftime                   | -   | - | 11-11  | 5-6   |
| In overtime games                  | -   | - | 12-12  | 8-7   |
| Single overtime                    | -   | - | 7-11   | 5-6   |
| Double overtime                    | -   | - | 3-1    | 2-1   |
| Triple overtime                    | -   | - | 1-0    | 1-0   |
| Leading w/2:00 left in regulation  | 4-0 | - | 211-16 | 93-11 |
| Trailing w/2:00 left in regulation | 0-1 | - | 15-122 | 10-81 |
| Tied w/2:00 left in regulation     | -   | - | 4-4    | 2-4   |

|                                      |     |   |        |       |
|--------------------------------------|-----|---|--------|-------|
| UM shoots 50% or better from field   | 2-0 | - | 93-11  | 34-6  |
| UM shoots 40-49.9% from field        | 1-1 | - | 112-56 | 60-42 |
| UM shoots under 40% from field       | 1-0 | - | 25-75  | 11-48 |
| Opp. shoots 50% or better from field | 0-1 | - | 21-55  | 13-33 |
| Opp. shoots 40-49.9% from field      | 3-0 | - | 102-65 | 52-48 |
| Opp. shoots under 40% from field     | 1-0 | - | 107-22 | 40-15 |
| UM shoots 70% or better from line    | 3-1 | - | 148-78 | 71-56 |
| UM shoots under 70% from line        | 1-0 | - | 82-64  | 34-40 |
| UM makes more 3-point FGs            | 2-0 | - | 126-49 | 58-39 |
| UM makes fewer 3-point FGs           | 1-1 | - | 78-73  | 36-50 |
| 3-point FGs are even                 | 1-0 | - | 26-20  | 11-7  |
| 4+ Canes in double figures           | 1-0 | - | 121-38 | 53-29 |
| 3 Canes in double figures            | 3-1 | - | 86-56  | 42-34 |
| 2 or fewer Canes in double figures   | -   | - | 23-48  | 10-33 |

|                                      |     |   |         |       |
|--------------------------------------|-----|---|---------|-------|
| Outrebounding opponent               | 4-0 | - | 139-39  | 55-26 |
| Opponent outrebounds UM              | 0-1 | - | 81-101  | 45-68 |
| Tied in rebounds                     | -   | - | 10-2    | 5-2   |
| UM records 10 or more steals         | 1-0 | - | 39-18   | 16-14 |
| UM records fewer than 10 steals      | 3-1 | - | 191-124 | 89-82 |
| UM records 15 or more assists        | 2-0 | - | 88-14   | 41-12 |
| UM records fewer than 15 assists     | 2-1 | - | 142-128 | 64-84 |
| UM commits fewer than 15 turnovers   | 3-1 | - | 198-119 | 92-77 |
| UM commits 15 or more turnovers      | 1-0 | - | 32-23   | 13-19 |
| UM commits fewer turnovers than opp. | 3-1 | - | 141-62  | 61-41 |
| UM commits more turnovers than opp.  | 1-0 | - | 71-58   | 34-40 |
| Tied in turnovers                    | -   | - | 18-22   | 10-15 |

|                                      |     |   |        |       |
|--------------------------------------|-----|---|--------|-------|
| Games decided by 3 points or fewer   | -   | - | 36-28  | 20-20 |
| Games decided by 4-9 points          | -   | - | 68-46  | 41-33 |
| Games decided by 10-19 points        | 3-1 | - | 80-47  | 31-30 |
| Games decided by 20-29 points        | 1-0 | - | 32-17  | 13-10 |
| Games decided by 30-39 points        | -   | - | 12-4   | 0-3   |
| Games decided by 40+ points          | -   | - | 2-0    | -     |
| Playing in morning                   | -   | - | 6-1    | -     |
| Playing in afternoon (12-4:59 p.m.)  | 1-1 | - | 77-55  | 41-36 |
| Playing in evening (5 p.m. or later) | 3-0 | - | 147-86 | 64-60 |

*Note: above game times are based off local time at game location*

|                                    |     |   |       |       |
|------------------------------------|-----|---|-------|-------|
| UM scores 49 points or fewer       | -   | - | 2-8   | 1-6   |
| UM scores 50-59 points             | -   | - | 12-53 | 6-35  |
| UM scores 60-69 points             | 1-0 | - | 53-43 | 28-24 |
| UM scores 70-79 points             | 2-1 | - | 95-31 | 43-26 |
| UM scores 80-89 points             | 1-0 | - | 50-6  | 20-4  |
| UM scores 90-99 points             | -   | - | 16-1  | 6-1   |
| UM scores 100 or more points       | -   | - | 2-0   | 1-0   |
| Opponent scores 39 points or fewer | -   | - | 2-0   | -     |
| Opponent scores 40-49 points       | -   | - | 29-2  | 14-2  |
| Opponent scores 50-59 points       | 1-0 | - | 68-12 | 24-9  |
| Opponent scores 60-69 points       | 3-0 | - | 69-39 | 34-25 |
| Opponent scores 70-79 points       | -   | - | 47-49 | 24-30 |
| Opponent scores 80-89 points       | 0-1 | - | 14-29 | 8-23  |
| Opponent scores 90-99 points       | -   | - | 2-9   | 1-6   |
| Opponent scores 100 or more points | -   | - | 0-1   | 0-1   |

## 2022-23 ACC PRESEASON POLL

Miami finished fourth in the ACC preseason poll, tied with 2017-18 and 2008-09 for the highest mark in program history. It also earned multiple first-place votes for the first time ever. The full predicted order of finish is below, with first-place votes in parenthesis.

|                              |                           |                         |
|------------------------------|---------------------------|-------------------------|
| 1. North Carolina (90), 1504 | 6. Notre Dame, 971        | 11. Clemson, 528        |
| 2. Duke (2), 1339            | 7. Virginia Tech (1), 921 | 12. Louisville, 477     |
| 3. Virginia (6), 1310        | 8. Syracuse, 700          | 13. Boston College, 368 |
| <b>4. Miami (2), 1138</b>    | 9. Wake Forest, 672       | 14. Pittsburgh, 320     |
| 5. Florida State, 1064       | 10. NC State, 548         | 15. Georgia Tech, 260   |

## NOT MANY LIKE LARRAÑAGA

Jim Larrañaga is among the 14 active DI head coaches with coach of the year honors at three-plus DI schools. Of those, he is one of nine with at least five total honors. The full list, noted with total honors, is below.

|   |   |
|---|---|
| ~ Dana Altman, Oregon, 7x total           | ~ Chris Holtmann, Ohio State, 3x total  |
| ~ Rick Barnes, Tennessee, 6x total        | ~ Bob Huggins, West Virginia, 5x total  |
| ~ John Calipari, Kentucky, 10x total      | ~ <b>Jim Larrañaga, Miami, 5x total</b> |
| ~ Mick Cronin, UCLA, 3x total             | ~ Thad Matta, Butler, 5x total          |
| ~ Kermit Davis, Ole Miss, 4x total        | ~ Bruce Pearl, Auburn, 6x total         |
| ~ Ed DeChellis, Navy, 4x total            | ~ Rick Pitino, Iona, 5x total           |
| ~ Cliff Ellis, Coastal Carolina, 5x total | ~ Herb Sendek, Santa Clara, 3x total    |

Thirteen of these 14 individuals—all except Bruce Pearl—have claimed recognitions in three different leagues, as has Georgia's Mike White, making Larrañaga one of 14 active DI head coaches to do so.

## COACHING COORDINATORS

Jim Larrañaga's assistant coaching staff is set up in a coordinator system. Associate head coach Bill Courtney, in his fourth season at Miami and 13th with Coach L across three stops, is the offensive coordinator. Kotie Kimble, in his first year with the Hurricanes, is the defensive coordinator. DJ Irving, in his second season at The U, handles the scout for every opponent.

## PERFECTION

The Miami men's basketball team posted its first perfect Graduate Success Rate (GSR) in 2018 and then repeated the feat in 2019, 2020, 2021 and 2022. The Hurricanes' 100 score was at least 11 points above the national average, regardless of sport, each year. In addition, University of Miami student-athletes as a whole tallied a 93 in 2022, the 10th time in 11 years and seventh in a row the Hurricanes posted a figure of 90-plus.

## 10 COMMITMENTS OF MIAMI BASKETBALL

Prior to each practice, 10 poster boards are placed on the baseline, each featuring one commitment of Miami basketball. The 10 are as follows:

- ~ We will set our defense every time.
- ~ We will pressure the man with the ball.
- ~ We will pack the lane to prevent penetration.
- ~ We will contest all shots, hands high. Without fouling.
- ~ We will block out, rebound and run.
- ~ We will run for layups and open threes.
- ~ We will share the ball.
- ~ We will penetrate the defense.
- ~ We will create good shots both inside and outside.
- ~ We will attack the offensive boards.

## THE U TO THE LEAGUE

Miami is one of 27 schools—six are in the ACC—with both four-plus NBA Draft choices over the past six years and a player picked in at least three of those five drafts. In 2017, Davon Reed went No. 32 to the Phoenix Suns. In 2018—the third time Miami has had two players selected, along with 1968 and 1970—Lonnie Walker IV went No. 18 to the San Antonio Spurs and Bruce Brown Jr., went No. 42 to the Detroit Pistons. In 2019, Dewan Hernandez went No. 59 to Toronto Raptors, then the reigning NBA champions.

## HERE TO STAY

Miami, per Stadium's Jeff Goodman, was one of nine DI programs that did not have a scholarship player enter the transfer portal during/after the 2021-22 season, alongside Army West Point, Gonzaga, Grambling State, Kansas, LIU Brooklyn, Rutgers, St. John's and Texas A&M-Corpus Christi. Only three of them (Miami, Army West Point and Gonzaga) also had no scholarship transfers in women's basketball.

It also marked the fifth time in six years (2016-22) no Miami scholarship letter winner—a player who appeared in a game—transferred to another school. Among ACC schools, Florida State has even had three such occurrences, while only Louisville, North Carolina and Virginia have even two. Just five Hurricane scholarship letter winners have transferred over the past six years, tied with Florida State for the fewest among ACC schools. Nine of the other 13 teams had 10-plus transfers, including four with 16-plus. The average ACC school has lost 11.9 scholarship letter winners to transfer over the past six years, greater than double Miami's mark.

## LARRAÑAGA'S LONGEVITY

Jim Larrañaga is tied for No. 19 all-time (min. 10 years at a DI school) with 39 years as a head coach and is one of just 21 total individuals to reach that figure. Just four of five coaches are active, as Larrañaga trails just Jim Boeheim (47), Cliff Ellis (45) and Bob Huggins (41), while Greg Kampe is also in his 39th year. In addition, Larrañaga's 1,171 games coached entering the 2022-23 season place him No. 14 all-time (min. 10 years at a DI school). That mark is good for fourth among active DI coaches, behind only Boeheim (1,424), Ellis (1,357) and Huggins (1,315).

## CARDIAC CANES

The Hurricanes notched 13 wins when trailing in the second half last season, all of which are listed below. In nine of those games, Miami, at some point, faced a deficit of seven-plus points, including a deficit of 13-plus in five.

| Date     | Opponent          | Halftime    | Top Deficit    | Final         |
|----------|-------------------|-------------|----------------|---------------|
| 11/26/21 | vs. North Texas   | 28-40 (-12) | 14 (1H, 0:58)  | W, 69-63      |
| 12/1/21  | at Penn State     | 29-23 (+6)  | 5 (2H, 12:14)  | W, 63-58      |
| 12/4/21  | Clemson*          | 34-40 (-6)  | 9 (2H, 5:02)   | W, 80-75      |
| 12/12/21 | vs. Fordham       | 35-37 (-2)  | 4 (2H, 18:57)  | W, 72-66      |
| 12/29/21 | NC State*         | 40-41 (-1)  | 8 (2H, 12:27)  | W, 91-83      |
| 1/5/22   | Syracuse*         | 30-44 (-14) | 18 (1H, 0:59)  | W, 88-87      |
| 1/8/22   | at #2 Duke*       | 32-32 (0)   | 8 (1H, 14:49)  | W, 76-74      |
| 1/26/22  | at Virginia Tech* | 36-31 (+5)  | 6 (2H, 6:35)   | W, 78-75      |
| 2/9/22   | Georgia Tech*     | 34-36 (-2)  | 14 (1H, 5:56)  | W, 79-70      |
| 2/12/22  | at RV/#25 Wake*   | 33-40 (-7)  | 13 (1H, 3:11)  | W, 76-72      |
| 3/5/22   | at Syracuse*      | 26-37 (-11) | 18 (2H, 17:32) | W, 75-72      |
| 3/10/22  | vs. Boston Coll.  | 34-32 (+2)  | 7 (1H, 15:41)  | W, 71-69 (OT) |
| 3/18/22  | vs. #21/22 USC    | 31-20 (+11) | 4 (2H, 14:42)  | W, 68-66      |

In addition, the Hurricanes trailed Florida State (1/22/22) by 24 at halftime and by 26 in the second half before losing by one, 61-60, to finish just shy of breaking the ACC's largest comeback record (23, thrice).

Miami also trailed at halftime in its first two games of the 2022-23 season—by two to Lafayette and by one to UNC Greensboro—and won both.

## PRIME PROGRAM

During Jim Larrañaga's first 11 years at Miami (2011-22), the Hurricanes had the fifth-most victories (226) of any team in the ACC for that full stretch. In addition, Miami had the fourth-most road wins (62) and the fourth-most victories away from home (102) of any such program. In conference play only, the Hurricanes owned the fifth-most total triumphs (105) and co-fourth-most road wins (42) during that span.

## QUALITY QUARTET

Miami entered 2022-23 with four players who have a 30-point showing in their careers: Jordan Miller (one), Norchad Omier (three), Nijel Pack (three) and Isaiah Wong (one). The only other ACC school with four such individuals is NC State.

Miller (10.0), Omier (17.9), Pack (17.4) and Wong (15.3) all averaged 10-plus points per game last season (60.6 total). North Carolina, NC State and Virginia are the only other ACC teams with four players who averaged double figures at the DI level last year, while Boston College has four total with one doing so for a DII team.

In addition, Miami is the lone team in the ACC that has three players on its roster who averaged 15-plus points per game in 2021-22 and the only ACC team with two players who averaged 17-plus points per contest.

## MAJOR MINUTES

Jordan Miller is one of nine ACC players who entered 2022-23 with at least 100 appearances and 95 starts as a collegian. The full list is below, sorted by total games played.

- ~ Virginia's Kihei Clark (128/108)
- ~ North Carolina's Leaky Black (128/97)
- ~ Wake Forest's Tyree Appleby (122/98)
- ~ Virginia Tech's Justyn Mutts (119/107)
- ~ Virginia's Jayden Gardner (116/114)
- ~ NC State's Jarkel Joiner (114/101)
- ~ Pittsburgh's Nike Sibande (111/103)
- ~ Miami's Jordan Miller (105/95)
- ~ North Carolina's Armando Bacot (100/99)

## ATHLETIC ACCOMPLISHMENTS

Norchad Omier, who is a team-best plus-4.5 in his wingspan (6-11.5), has a max bench press of 275 pounds, 15 more than any other Hurricane. Second place, at 260, is Jordan Miller who paces the team in standing vertical jump (36), one-step vertical jump (41) and high touch (11-11.5). Anthony Walker leads the way in max power clean (240), while tying with Bensley Joseph atop the list in max front squat (250). Favour Aire tops the team in height (6-11), wingspan (7-3) and reach (110), while Wooga Poplar owns a max-rep chin-up count of 23 to pace the Hurricanes.

## PRESEASON PLAUDITS

Jon Rothstein tabbed Isaiah Wong as a Preseason Third Team All-American and he was one of 20 players on the NABC Player of the Year Watch List. Wong claimed Preseason First Team All-ACC and Jerry West Award Watch List recognitions for the second year in a row, while Field of 68 labeled him the nation's No. 19th player. Field of 68 put Nijel Pack at No. 34 on the list, making Miami one of eight schools with multiple top-35 players, joining Baylor, Duke, Gonzaga, Houston, Kansas, North Carolina and UCLA. Both players were also on the Naismith Trophy and Wooden Award Watch Lists. In addition, Norchad Omier made the Karl Malone Award Watch List.

## HAPPY AT HOME

The Hurricanes are 128-48 (.727) at the Watsco Center in Jim Larrañaga's 12 seasons at the helm, including 78-28 (.736) over their last 106 outings. A year-by-year breakdown is below. As a whole, Miami is 223-92 (.708) at the Watsco Center, which opened as the Miami Convocation Center Jan. 4, 2003. Prior to Coach L's arrival, the Hurricanes were 95-44 (.683) there.

| Year          | Overall              | Non-Conf            | ACC                 |
|---------------|----------------------|---------------------|---------------------|
| 2011-12       | 14-4 (.778)          | 8-2 (.800)          | 6-2 (.750)          |
| 2012-13       | 14-1 (.933)          | 6-0 (1.000)         | 8-1 (.889)          |
| 2013-14       | 8-8 (.500)           | 5-2 (.714)          | 3-6 (.333)          |
| 2014-15       | 12-6 (.667)          | 7-2 (.778)          | 5-4 (.556)          |
| 2015-16       | 15-1 (.938)          | 6-1 (.857)          | 9-0 (1.000)         |
| 2016-17       | 14-2 (.875)          | 7-0 (1.000)         | 7-2 (.778)          |
| 2017-18       | 11-3 (.786)          | 5-0 (1.000)         | 6-3 (.667)          |
| 2018-19       | 11-5 (.688)          | 6-1 (.857)          | 5-4 (.556)          |
| 2019-20       | 9-5 (.643)           | 4-0 (1.000)         | 5-5 (.500)          |
| 2020-21       | 7-8 (.467)           | 4-1 (.800)          | 3-7 (.300)          |
| 2021-22       | 10-5 (.667)          | 4-1 (.800)          | 6-4 (.600)          |
| 2022-23       | 3-0 (1.000)          | 3-0 (1.000)         | -                   |
| <b>Totals</b> | <b>128-48 (.727)</b> | <b>65-10 (.867)</b> | <b>63-38 (.624)</b> |

## 2022-23 PRO CANES (25)

### NBA (3)

| Name              | Letter Years | Team               |
|-------------------|--------------|--------------------|
| Bruce Brown Jr.*  | 2016-18      | Denver Nuggets     |
| Davon Reed*       | 2013-17      | Denver Nuggets     |
| Lonnie Walker IV* | 2017-18      | Los Angeles Lakers |

### International (22)

| Name                 | Letter Years   | Team                               | Country     |
|----------------------|----------------|------------------------------------|-------------|
| Rion Brown*          | 2010-14        | Nanterre 92                        | Italy       |
| Ivan Cruz Uceda*     | 2014-16        | Lenovo Tenerife                    | Spain       |
| Guillermo Diaz       | 2003-06        | Cangrejeros de Santurce            | Puerto Rico |
| Deng Gak*            | 2018-22        | Valmiera Glass Vidzemes Augstskola | Latvia      |
| Julian Gamble*       | 2008-11; 12-13 | Bnei Ofek Dist Herzliya            | Israel      |
| Gary Hamilton        | 2002-06        | Sendai 89ers                       | Japan       |
| Dewan Hernandez*     | 2016-18        | Wonju DB Promy                     | South Korea |
| Ebuka Izundu*        | 2015-19        | KK FMP Belgrade                    | Serbia      |
| Tonye Jekiri*        | 2012-16        | Fenerbahçe Basketball              | Turkey      |
| DeQuan Jones*        | 2008-12        | Nishinomiya Storks                 | Japan       |
| Kenny Kadji*         | 2011-13        | Hapoel Unet Holon                  | Israel      |
| Shane Larkin*        | 2011-13        | Anadolu Efes S.K.                  | Turkey      |
| Anthony Lawrence II* | 2015-19        | Seahorses Mikawa                   | Japan       |
| Sheldon Mac*         | 2014-16        | Gladiadores de Anzoátegui          | Venezuela   |
| Kameron McGusty*     | 2019-22        | UCC Assigeco Piacenza              | Italy       |
| Trey McKinney Jones* | 2011-13        | Gunma Crane Thunders               | Japan       |
| Charlie Moore*       | 2021-22        | Belfius Mons-Hainaut               | Belgium     |
| Kamari Murphy*       | 2015-17        | GTK Gliwice                        | Poland      |
| Angel Rodriguez*     | 2014-16        | Vaqueros de Bayamon                | Puerto Rico |
| Keith Stone*         | 2019-20        | Elitzur Shomron                    | Israel      |
| DJ Vasiljevic*       | 2016-20        | Sydney Kings                       | Australia   |
| Sam Waardenburg*     | 2017-20; 21-22 | Cairns Taipans                     | Australia   |

\* asterisk indicates the individual played for Jim Larrañaga at Miami

Four former Miami players won league titles in 2020-21, led by Shane Larkin doing so in both Turkey and the prestigious EuroLeague. Trey McKinney Jones claimed playoff MVP in his team's run to a Japanese crown, while Rion Brown (Slovenia) and Julian Gamble (Italy) also earned trophies. The following year, in 2021-22, three Miami alumni claimed championships, with Larkin again winning the EuroLeague title and both Angel Rodriguez (Puerto Rico) and DJ Vasiljevic (Australia) doing so in their native domestic leagues.

## 2022-23 DUNK COUNTER (17)

| Name            | Total | Single-Game High  |
|-----------------|-------|---|
| Norchad Omier   | 6     | 4 (vs. Florida A&M, 11/15/22)                           |
| Wooga Poplar    | 4     | 3 (vs. Florida A&M, 11/15/22)                           |
| Isaiah Wong     | 3     | 1*(most recent vs. Providence in Connecticut, 11/19/22) |
| Harlond Beverly | 1     | 1 (vs. Maryland in Connecticut, 11/20/22)               |
| Bensley Joseph  | 1     | 1 (vs. Florida A&M, 11/15/22)                           |
| Jordan Miller   | 1     | 1 (vs. UNC Greensboro, 11/11/22)                        |
| Anthony Walker  | 1     | 1 (vs. UNC Greensboro, 11/11/22)                        |

After Miami had just one three-dunk showing in 2021-22 (Anthony Walker vs. Georgia Tech on 2/9/22), it got four from Norchad Omier and three from Wooga Poplar on 11/15/22 against Florida A&M. The Hurricanes totaled nine slams in the victory over the Rattlers.

## TOP-10 (AND TOP-THREE) TAKEDOWNS

The Hurricanes logged two top-10 wins last season, notching a 76-74 victory at No. 2 Duke and knocking off No. 8/7 Auburn, 79-61, in the NCAA Tournament Round of 32. Miami was one of 22 teams with multiple wins over AP top-10 teams, including one of 17 with two top-eight victories. The Hurricanes were one of only six teams with two AP top-10 wins away from home, alongside Duke, North Carolina (three), Oregon, St. Peter's and Virginia Tech. Only the Hurricanes, Tar Heels and Ducks had two non-home wins versus AP top-eight foes.

Miami also won two games last year against teams that finished the year in the top three of the Ferris Mowers Coaches Poll. Miami posted a four-point victory at Duke (1/8/22) and logged a 28-point win over North Carolina (1/18/22) in an 11-day span. The Blue Devils and Tar Heels finished third and second, respectively, in the country. Miami was one of just three schools to tally two decisions over year-end top-three teams, alongside Kentucky and Virginia Tech.

## TOOK THE SHOW ON THE ROAD

Miami (16-6) was one of just eight DI teams with 16-plus non-home wins in 2021-22, alongside Kansas (18), Villanova (18), Duke (17), Arizona (16), Houston (16), Murray State (16) and South Dakota State (16). The Hurricanes went 10-2 on the road to tie for fifth in such victories, with Villanova (10-5) the only other Power Six team to reach double figures. Of the 10 DI teams with 10-plus road wins, only Miami and Murray State (11-1) had fewer than three losses.

## TWENTY-ONE OF A KIND

In 2022, No. 10-seeded Miami and No. 15-seeded St. Peter's became the 20th and 21st double-digit seeds to reach the Elite Eight since the field expanded to 64 teams in 1985, an average of 0.59 such teams per event.

## MAN OF MARCH

After guiding George Mason to the 2006 Final Four as a No. 11-seed, Jim Larrañaga led No. 10-seeded Miami to the 2022 Elite Eight. According to ESPN Stats & Info, he is the first coach in NCAA history to take two different Division I schools to the Elite Eight as a double-digit seed.

## BELOW AVERAGE TO ELITE

Miami, coming off a 10-17 season, became just the second team since the 1985 field expansion to reach the Elite Eight one year after winning 10 games or fewer. The only prior team to do so was Ohio State in 1998-99, as the Buckeyes made the Final Four following an 8-22 campaign.

## 2021-22 FINAL ACC STANDINGS

After being picked No. 12 in the ACC preseason poll, Miami finished fourth in the league in 2021-22. The plus-eight increase tied Wake Forest for the largest jump of any team in the conference. Below are the year-end ACC standings, with the higher-seeded team listed first in the case of ties.

|      |                |             |       |                |      |
|------|----------------|-------------|-------|----------------|------|
| 1.   | Duke           | 16-4        | 9.    | Syracuse       | 9-11 |
| T-2. | Notre Dame     | 15-5        | 10.   | Clemson        | 8-12 |
| T-2. | North Carolina | 15-5        | T-11. | Louisville     | 6-14 |
| 4.   | <b>Miami</b>   | <b>14-6</b> | T-11. | Pittsburgh     | 6-14 |
| 5.   | Wake Forest    | 13-7        | T-11. | Boston College | 6-14 |
| 6.   | Virginia       | 12-8        | 14.   | Georgia Tech   | 5-15 |
| 7.   | Virginia Tech  | 11-9        | 15.   | NC State       | 4-16 |
| 8.   | Florida State  | 10-10       |       |                |      |

## SPECTACULAR STUDENT SHOWINGS

A total of 1,682 students attended Miami's game against Florida State on 1/22/22 to break the record of 1,667 set 12/2/09 versus Minnesota. Then, in the Hurricanes' next home game on 2/2/22 against Notre Dame, the record fell once again, as 1,986 students came to the Watsco Center.

## BEATING THE BEST

Miami finished with a 7-5 record against Quad 1 teams last year, one of just 24 schools in the nation with at least seven such victories. Of those 24, the Hurricanes were among just 15 to fare better than .500 against Quad 1 foes.

## DYNAMIC DEFENSE

The Hurricanes recorded double-digit steals 16 times (12-4) in 2021-22, including in 13 (10-3) of the final 23 games. During Jim Larrañaga's first 10 years at the helm, Miami had 10-plus takeaways 40 times (26-14), an average of 4.0 per season.

## INJURY IMPROVEMENT

After nine players combined to miss 113 games due to injury in 2020-21, the highest total of any Power Six team in the country, Miami had just three players combine to miss 33 games in 2021-22. Of those 33 games, 30 came from Harlond Beverly, whose season ended in early December due to a lingering back injury. Rodney Miller Jr., missed two games and Jordan Miller missed one. The Hurricanes had 80 fewer games missed due to injury despite playing 10 more contests in 2021-22 (37) than in 2020-21 (27).

## THREE THIEVES

Three of the four individuals in the ACC who averaged at least 1.75 steals per game last season played for Miami. Virginia's Reece Beekman (2.09) led the conference, but Hurricanes finished 2-3-4 behind him in Charlie Moore (2.03), Kameron McGusty (1.81) and Jordan Miller (1.75).

## 2021-22 NATIONAL STATISTICAL RANKINGS

Miami finished top-30 last year in seven statistical categories, including top-20 in five and top-10 in three, pacing the ACC in four of those seven areas.

|     |                       |       |               |
|-----|-----------------------|-------|---------------|
| 5.  | Total Steals          | 328   | led ACC       |
| 6.  | Turnovers Per game    | 9.5   | led ACC       |
| 8.  | Turnover Margin       | +4.41 | led ACC       |
| 15. | Assist/Turnover Ratio | 1.49  | second in ACC |
| 16. | Steals Per Game       | 8.9   | led ACC       |
| 29. | Total Assists         | 524   | fourth in ACC |
| 30. | Field-Goal Percentage | 47.3  | third in ACC  |



## DOWN GOES DUKE . . . AGAIN

Miami notched a 76-74 road victory at second-ranked Duke on 1/8/22. The win continued the Hurricanes' string of success against the Blue Devils under Jim Larrañaga. During his 11-year tenure at The U, since the start of the 2011-12 campaign, the Hurricanes are 7-8 against Duke, including 7-7 in ACC play, 4-3 at home, 3-4 on the road and 0-1 in the ACC Tournament. During that stretch, Miami is...

- ~ one of only two teams with seven-plus wins over the Blue Devils, joining North Carolina (12-14)
- ~ one of only two teams with at least three road wins at Cameron Indoor Stadium, alongside North Carolina (five)
- ~ one of only two teams with three-plus double-digit wins over Duke, joining North Carolina (four)
- ~ one of only two teams with multiple 15-point victories over the Blue Devils, alongside North Carolina (four)
- ~ one of only two teams with at least a .500 record in ACC play versus Duke, joining Louisville (.500 at 5-5)

With the most recent win over the Blue Devils, Larrañaga became just the fifth coach with multiple road wins over an AP top-five Duke team, per ESPN Stats & Info. He joins Dean Smith (five), Gary Williams (three), Roy Williams (three) and Dave Odom (two) on that list. In his third road win at Duke, the Blue Devils were ranked No. 7 in the AP Poll and No. 5 in the Coaches Poll.

Duke's largest loss of the last 13 seasons, since the start of the 2009-10 campaign, was a 27-point setback, 90-63, at Miami on 1/23/13. It is the third-largest loss ever by an AP No. 1 team and marked the Hurricanes' first win over a top-ranked team in program history.

Before Larrañaga got to Miami, the Hurricanes were just 2-15 (.118) versus Duke, including 0-7 at Cameron Indoor Stadium.

## TOP-TWO TRIUMPH

With its win over Duke, Miami became the first team in the country this season to defeat a top-two team on the road. It became just the second to do so against a top-three foe, following only then-No. 23 Wisconsin's 74-69 triumph at then-third-ranked Purdue on 1/3/22.

The win tied for the highest-ranked road victory in program history, matching a 73-71 result at second-ranked Connecticut in Storrs, Conn., on 2/20/99 when Miami was ranked No. 16/21.

Miami now has five AP top-three wins, including three under Coach L and three over Duke. Four of those wins are versus top-two foes, including two under Larrañaga and three against Duke.

The decision marked the second time Miami has ever beat a top-three team while unranked, joining a 71-69 win over second-ranked Duke on 12/21/62.

The victory marked the 21st over an AP top-10 foe in Miami history, nine of which—including eight in ACC play—have come under Jim Larrañaga.

Miami now has seven AP top-five wins in program history, including four under Larrañaga and five over Duke. Miami also won, 78-74 in overtime, at No. 7/5 Duke on 2/5/12, giving the Hurricanes eight top-five wins regardless of poll, including five under Coach L and six versus Duke.

The victory was Miami's first over a top-10 team since a 91-88 triumph at ninth-ranked North Carolina on 2/27/18 and its first over a top-five team since a 64-61 home result against third-ranked Virginia on 2/22/16.

## SNATCHING STEALS

Miami recorded 15 steals in the 1/8/22 victory at Duke, tied for its then-most ever in ACC play and its highest such mark since 1/22/05 at sixth-ranked North Carolina. The Hurricanes logged 11 steals in the first half alone, a program record in any half since joining the ACC (2004-05). Miami finished the night with a 17-2 edge in points off turnovers.

Charlie Moore totaled a career-best seven steals in the win over the Blue Devils. That figure set a school record in ACC play, as well as equaled the second-highest total by a Hurricane in any game and matched the second-highest tally ever by a visiting player at Cameron Indoor Stadium. Under a month later, Jordan Miller matched that seven-steal total at Virginia (2/5/22), tying the John Paul Jones Arena record and setting the top mark by a visitor.

## TOPPLING THE TAR HEELS . . . AGAIN

The Hurricanes tallied an 85-57 win over North Carolina on 1/18/22. They led by as many as 33 points and held an edge of 22-plus the entire second half. The triumph furthered Miami's strong run versus the Tar Heels under Jim Larrañaga. During his 11-year tenure at The U, since the start of the 2011-12 campaign, Miami is 7-10 versus North Carolina. During that stretch, Miami is...

- ~ one of only three teams with seven-plus wins over North Carolina, joining Duke (14-11) and Virginia (11-7)
- ~ one of three teams with at least four double-digit victories against the Tar Heels, alongside Duke (six) and Virginia (five)
- ~ the only team with three 15-point wins over North Carolina (only Duke, Louisville and Wake Forest have even two)
- ~ the only team with two victories against the Tar Heels by 25-plus or even by 20-plus
- ~ responsible for two of North Carolina's three ACC regular season defeats by 23-plus points (26 and 28)
- ~ responsible for two of the Tar Heels' five overall losses by over 25 points

Miami's 27-point halftime margin, 49-22, tied North Carolina's largest halftime deficit of the last 25 years, per ESPN's Bryan Ives, matching Duke's 53-26 edge on 3/6/10 at Cameron Indoor Stadium.

The loss was North Carolina's first by 25-plus in ACC play since 2/9/13, also at Miami (87-61). It was the Tar Heels' largest loss in ACC play since 1/14/12 at Florida State (90-57).

The Hurricanes had three 20-point scorers in the win, their first time doing so in a regulation game in over 16 years, since 1/7/06 against No. 14/12 Maryland. Miami had a 30-5 edge in points off turnovers and committed just four giveaways, the latter tied for its third-lowest mark ever in ACC play.

Before Larrañaga arrived in Coral Gables, Miami was just 2-16 (.111) against North Carolina, including 1-8 at the Dean E. Smith Center.

## 2021-22 ACC LEADERBOARDS

**SCORING:** 4. Kameron McGusty (17.78) | 13. Isaiah Wong (15.30)  
**FIELD GOALS MADE:** 4. Kameron McGusty (235) | 9. Isaiah Wong (207)  
**ASSISTS:** 3. Charlie Moore (4.65)  
**FIELD GOAL PCT:** 13. Kameron McGusty (.476)  
**FREE THROW PCT:** 6. Kameron McGusty (.814) | 11. Isaiah Wong (.748)  
**FREE THROWS MADE:** 6. Kameron McGusty (127) | 9. Isaiah Wong (104)  
**STEALS:** 2. C. Moore (2.03) | 3. K. McGusty (1.81) | 4. J. Miller (1.75)  
**BLOCKED SHOTS:** 7. Sam Waardenburg (1.34)  
**ASSIST/TURNOVER RATIO:** 4. Charlie Moore (2.23)  
**OFFENSIVE REBOUNDING:** 10. Jordan Miller (2.08)  
**20-POINT GAMES:** T-3. Kameron McGusty (14) | T-10. Isaiah Wong (10)

## TAKING (AND NOT GIVING) IT AWAY

Miami forced 515 turnovers and committed just 352 last season, good for a +4.41 margin to lead the ACC and rank eighth in the country. Only four times did the Hurricanes log more turnovers than their foe, just once did they post 15-plus turnovers and they recorded a 614-337 edge in points off giveaways, a +7.49 margin. Miami placed seventh nationally in offensive turnover percentage (14.0), per KenPom. After logging 14-plus steals twice in its first 296 all-time ACC games, it did so back-to-back versus Syracuse (14) and Duke (15). Then, 13 outings later, Miami tallied 16 steals, setting a program record in ACC play, against Virginia Tech.

## FINDING A WAY

The Hurricanes won the rebounding battle just seven times during the 2021-22 season, finishing 7-28-2 on the glass. Offensively, Miami got outrebounded by over 100, 375-269, good for an average of -2.86 offensive boards per game. Contrastly, the Hurricanes forced over 150 more turnovers than they committed, 515-352, good for a +4.41 average per game. Thus, Miami logged a +1.54 net average in possessions gained on the year. In ACC play, the Hurricanes finished 2-17-1 on the glass and got outrebounded by a 206-140 margin on the offensive end, good for a -3.3 average. However, they committed nearly 100 fewer turnovers than they forced, 285-187, good for a +4.9 average. Thus, Miami logged a +1.6 net average in possessions gained in conference action.

## SEVEN-STEAL SHOWINGS

Miami (Jordan Miller and Charlie Moore) was one of just three DI teams to have a player log seven-plus steals in a game multiple times in 2021-22, including one of only two to have multiple players do so. Arkansas' JD Notae did it twice, while Jaelen House and Taryn Todd each did so for New Mexico.

## HIGH-SCORING HURRICANES

Miami averaged 75.8 points per game in ACC play last year, a program record for conference action since joining the league in 2004-05. The prior top mark was 74.8 in 2007-08, while the previous high number in ACC play during Jim Larrañaga's tenure was 73.8 in 2017-18.

## CONSISTENT GAMES

Miami has finished top-50 nationally in KenPom in seven of Jim Larrañaga's 11 years at the helm. In the prior 11 years before his arrival, the Hurricanes placed top-50 in the year-end rankings just three times.

## SELECT SELECTIONS

A 1971 sixth-round pick of the Detroit Pistons, Jim Larrañaga is one of just 32 active DI head coaches selected in the NBA Draft. The group accounts for fewer than 10 percent of all DI head coaches and includes three others from the ACC: Virginia's Tony Bennett (1992), North Carolina's Hubert Davis (1992) and Louisville's Kenny Payne (1989).

## MIAMI CAREER LEADERBOARDS

| Scoring Rank | Name        | Years      | Games  | Total     |
|--------------|-------------|------------|--------|-----------|
| 1.           | Rick Barry  | 1962-65    | 77 GP  | 2,298 PTS |
| ...15.       | James Jones | 1999-2003  | 122 GP | 1,356 PTS |
| 16.          | Isaiah Wong | 2019-pres. | 100 GP | 1,344 PTS |

| Field-Goal Percentage (min. 4 FGM per game) | Name          | Years      | FGM-FGA  | Pct. |
|---|---------------|------------|----------|------|
| 1.  | Jordan Miller | 2021-pres. | 177-319  | .555 |
| 2.  | Eric Brown    | 1985-89    | 805-1504 | .535 |

# TERRIFIC TURNAROUND

## WIN IMPROVEMENT

After going 10-17 (.370) in 2020-21, Miami finished 26-11 (.703) in 2021-22. Miami was one of 20 schools to increase its win total by 15-plus year over year, including one of only 12 to do so by 16-plus games. Just six Power Six schools had an improvement of 16-plus victories.

| Rank         | School                   | Increase   | 2020-21      | 2021-22      |
|--------------|--------------------------|------------|--------------|--------------|
| T-1.         | Middle Tennessee         | +21        | 5-18         | 26-11        |
| T-1.         | Towson                   | +21        | 4-14         | 25-9         |
| T-3.         | Iowa State               | +20        | 2-22         | 22-13        |
| T-3.         | UNC Wilmington           | +20        | 7-10         | 27-9         |
| T-5.         | Duke                     | +19        | 13-11        | 32-7         |
| T-5.         | Texas A&M                | +19        | 8-10         | 27-13        |
| T-5.         | Wake Forest              | +19        | 6-16         | 25-10        |
| T-8.         | Murray State             | +18        | 13-13        | 31-3         |
| T-8.         | Texas A&M-Corpus Christi | +18        | 5-19         | 23-12        |
| T-8.         | Vermont                  | +18        | 10-5         | 28-6         |
| <b>T-11.</b> | <b>Miami</b>             | <b>+16</b> | <b>10-17</b> | <b>26-11</b> |
| T-11.        | Arizona                  | +16        | 17-9         | 33-4         |
| T-13.        | Auburn                   | +15        | 13-14        | 28-6         |
| T-13.        | Boston University        | +15        | 7-11         | 22-13        |
| T-13.        | Cal State Fullerton      | +15        | 6-10         | 21-11        |
| T-13.        | Delaware                 | +15        | 7-8          | 22-13        |
| T-13.        | Howard                   | +15        | 1-4          | 16-13        |
| T-13.        | Kentucky                 | +15        | 9-16         | 26-8         |
| T-13.        | New Mexico State         | +15        | 12-8         | 27-7         |
| T-13.        | Samford                  | +15        | 6-13         | 21-11        |

## WINNING PERCENTAGE IMPROVEMENT

The Hurricanes were one of 17 teams to increase their winning percentage by over 30 points from 2020-21 to 2021-22, including one of 16 to do so by at least 33 points. Only six Power Six programs tallied an increase of at least 33 percentage points.

| Rank       | School                   | Increase      | 2020-21             | 2021-22             |
|------------|--------------------------|---------------|---------------------|---------------------|
| 1.         | Iowa State               | +54.6%        | 2-22 (.083)         | 22-13 (.629)        |
| 2.         | Towson                   | +51.3%        | 4-14 (.222)         | 25-9 (.735)         |
| 3.         | Middle Tennessee         | +48.6%        | 5-18 (.217)         | 26-11 (.703)        |
| 4.         | Texas A&M-Corpus Christi | +44.9%        | 5-19 (.208)         | 23-12 (.657)        |
| 5.         | Wake Forest              | +44.1%        | 6-16 (.273)         | 25-10 (.714)        |
| 6.         | South Carolina State     | +42.8%        | 1-17 (.056)         | 15-16 (.484)        |
| 7.         | Murray State             | +41.2%        | 13-13 (.500)        | 31-3 (.912)         |
| 8.         | Kentucky                 | +40.5%        | 9-16 (.360)         | 26-8 (.765)         |
| 9.         | Longwood                 | +37.4%        | 12-17 (.414)        | 26-7 (.788)         |
| 10.        | Fordham                  | +35.7%        | 2-12 (.143)         | 16-16 (.500)        |
| 11.        | Howard                   | +35.2%        | 1-4 (.200)          | 16-13 (.552)        |
| 12.        | Auburn                   | +34.3%        | 13-14 (.481)        | 28-6 (.824)         |
| 13.        | Samford                  | +34.0%        | 6-13 (.316)         | 21-11 (.656)        |
| 14.        | Washington               | +33.9%        | 5-21 (.192)         | 17-15 (.531)        |
| 15.        | UNC Wilmington           | +33.8%        | 7-10 (.412)         | 27-9 (.750)         |
| <b>16.</b> | <b>Miami</b>             | <b>+33.3%</b> | <b>10-17 (.370)</b> | <b>26-11 (.703)</b> |
| 17.        | Providence               | +31.8%        | 13-13 (.500)        | 27-6 (.818)         |

## CHECKING BOTH BOXES

Miami is one of just 10 schools in each of the above lists, alongside Auburn, Iowa State, Kentucky, Middle Tennessee, Murray State, Texas A&M-Corpus Christi, Towson, UNC Wilmington and Wake Forest. Of those 10, just eight—all except Auburn and Kentucky—of them met both the 16-win and 33-percent thresholds.

# 2021-22 CBB REFERENCE NOTES

## JORDAN MILLER SEASON STATS

Jordan Miller was the sixth ACC player in the last 30 years to average at least 10.0 points and 1.5 steals per game while shooting over 56.0 percent from the field in a season. The other five went on to be top-five NBA Draft picks.

~ **Jordan Miller, Miami, 2021-22**

- ~ Zion Williamson, Duke, 2018-19, No. 1 overall in 2019
- ~ Shelden Williams, Duke, 2005-06, No. 5 overall in 2006
- ~ Elton Brand, Duke, 1998-99, No. 1 overall in 1999
- ~ Joe Smith, Maryland, 1994-95, No. 1 overall in 1995
- ~ Grant Hill, Duke, 1992-93, No. 3 overall in 1994

In addition, Miller was one of just three Division I players who hit all those figures in 2021-22, alongside a pair of conference player of the year honorees, one of whom was the national designee.

~ **Jordan Miller, Miami**

- ~ Norchad Omier, Arkansas State, Sun Belt POY (*transferred to Miami*)
- ~ Oscar Tshiebwe, Kentucky, SEC POY & consensus NPOY

Miller also tied for eighth nationally with three five-steal outings in 2021-22. The only other ACC player to match that mark last season was Virginia's Reece Beekman.

## NIJEL PACK SEASON STATS

Nijel Pack was the fourth Big 12 player in the last 15 years to average at least 17.0 points per game on 43.0 percent 3-point shooting.

~ **Nijel Pack, Kansas State, 2021-22**

- ~ Jeffrey Carroll, Oklahoma State, 2016-17
- ~ Frank Mason, Kansas, 2016-17
- ~ Buddy Hield, Oklahoma, 2015-16

In addition, Pack was one of just six Division I players (min. 15 GP and 1 3PM per game) who hit both of those figures in 2021-22.

~ **Nijel Pack, Kansas State**

- ~ Justin Bean, Utah State
- ~ Ryan Davis, Vermont
- ~ David Roddy, Colorado State
- ~ Jake Stephens, VMI
- ~ Jeenathan Williams, Buffalo

In addition, Nijel Pack was the 17th Power Six player (min. 15 GP and 1 3PM per game) to average 17.0 points per game while shooting 45.0 percent from the floor, 43.0 percent from deep and 84.0 percent at the line.

~ **Nijel Pack, Kansas State, 2021-22**

- ~ Mikal Bridges, Villanova, 2017-18
- ~ Luke Kennard, Duke, 2016-17
- ~ Buddy Hield, Oklahoma, 2015-16
- ~ Denzel Valentine, Michigan State, 2015-16
- ~ Doug McDermott, Creighton, 2013-14
- ~ Jerome Randle, Cal, 2008-09
- ~ Chris Lofton, Tennessee, 2005-06
- ~ Steve Novak, Marquette, 2005-06
- ~ John Lucas III, Oklahoma State, 2004-05
- ~ Salim Stoudemire, Arizona, 2004-05
- ~ Luke Jackson, Oregon, 2003-04
- ~ Hollis Price, Oklahoma, 2002-03
- ~ Trajan Langdon, Duke, 1998-99
- ~ Shawn Respert, Michigan State, 1994-95 & 1993-94
- ~ Fred Hoiberg, Iowa State, 1993-94
- ~ Bill McCaffrey, Vanderbilt, 1992-93

## ISAIAH WONG SEASON STATS

Isaiah Wong was the second ACC player in the last 15 years to post multiple seasons averaging at least 15.0 points, 4.0 rebounds and 2.0 assists with fewer than 2.0 turnovers per game.

~ **Isaiah Wong, Miami, 2021-22 & 2020-21**

- ~ Wayne Ellington, North Carolina, 2008-09 & 2007-08

In addition, Wong was one of just two Division I players who hit all of those figures in each of the last two seasons, alongside South Dakota State's Baylor Scheierman, who since transferred to Creighton.

## NORCHAD OMIER SEASON STATS

Norchad Omier became the first Division I player in the last 30 years to average at least 17.5 points, 12.0 rebounds, 1.5 steals and 1.5 blocks per game while shooting over 60 percent from the floor in a season. Only Louisiana Tech's Paul Millsap (2005-06) did so while at even 55 percent clip.

Omier also became just the eighth Division I player in the last 30 years to average 17.0 points and 12.0 rebounds per game while shooting at least 60.0 percent from the floor. All six who exhausted their eligibility were NBA Draft picks, with five going first-round, four in the top 10 and three first overall.

~ **Norchad Omier, Arkansas State, 2021-22**

- ~ Oscar Tshiebwe, Kentucky, 2021-22
- ~ Kenneth Faried, Morehead State, 2010-11, No. 22 overall in 2011
- ~ Blake Griffin, Oklahoma, 2008-09, No. 1 overall in 2009
- ~ Andrew Bogut, Utah, 2004-05, No. 1 overall in 2005
- ~ Chris Kaman, Central Michigan, 2002-03, No. 6 overall in 2003
- ~ Tim Duncan, Wake Forest, 1996-97, No. 1 overall in 1997
- ~ Marcus Mann, Mississippi Valley State, 1995-96, No. 40 overall in 1996

Omier, Tshiebwe and Utah Valley's Fardaws Aimaq were the only Division I players to average 17.0 points and 12.0 rebounds per game regardless of shooting percentage. They were the first individuals to do so since UNC Wilmington's Devontae Cacok in 2017-18, as no one did so in any of the prior three years.

In addition, Omier became the 21st DI player—23rd occurrence—with 500 points, 350 rebounds, 50 blocks and 40 steals in a season over the past 30 years. Just seven of those individuals hit all of those numbers while shooting at least 60.0 percent from the floor. All five who exhausted their eligibility were first round picks, with three going first overall.

~ **Norchad Omier, Arkansas State, 2021-22**

- ~ Oscar Tshiebwe, Kentucky, 2021-22
- ~ Brice Johnson, North Carolina, 2015-16, No. 25 overall in 2016
- ~ Anthony Davis, Kentucky, 2011-12, No. 1 overall in 2012
- ~ Kenneth Faried, Morehead State, 2010-11, No. 22 overall in 2011
- ~ Elton Brand, Duke, 1998-99, No. 1 overall in 1999
- ~ Chris Webber, Michigan, 1992-93, No. 1 overall in 1993

## NORCHAD OMIER SINGLE-GAME STATS

Norchad Omier posted the second-highest single-game rebounding total of any Division I player in 2021-22 and the co-fourth-highest mark by any player against a Division I foe in the last 12 seasons (2010-22).

1. Kendall Gray, Delaware State, 30, 3/5/15 at Coppin State
2. Oscar Tshiebwe, Kentucky, 28, 12/22/21 vs. Western Kentucky
3. Tyran Flowers, LIU Brooklyn, 27, 2/8/20 vs. Merrimack
- T-4. Norchad Omier, Arkansas State, 26, 2/3/22 vs. UL Monroe**
- T-4. Derrick Griffin, Texas Southern, 26, 12/10/16 at Louisville

## QUICK FACTS

### UNIVERSITY INFORMATION

|  |   |
|--|---|
| Location                               | Coral Gables, Fla.                            |
| Enrollment                             | 19,397  |
| Founded                                | 1925  |
| Nickname                               | Hurricanes                                    |
| Colors                                 | Orange (PMS 1665), Green (PMS 3435) and White |
| President                              | Dr. Julio Frenk                               |
| Vice President / Director of Athletics | Dan Radakovich                                |
| Faculty Athletics Representative       | Dr. Marvin Dawkins                            |
| Conference                             | Atlantic Coast Conference (joined in 2004)    |
| Arena / Capacity                       | Watsco Center / 7,972                         |
| Ticket Office Phone                    | 1-800-GO-CANES                                |
| Press Row Phone                        | 305-284-2111                                  |
| Website                                | MiamiHurricanes.com                           |
| Mailing Address                        | 5821 San Amaro Drive, Coral Gables, FL 33146  |

### COACHING STAFF

|   |   |
|---|---|
| Head Coach                                  | Jim Larrañaga (Providence, 1971)                            |
| Record at Miami                             | 230-142, 105-96 ACC (12th season)                           |
| Career Record                               | 700-476 (39th season)                                       |
| Associate Head Coach                        | Bill Courtney (Bucknell '92, fourth season)                 |
| Assistant Coach                             | DJ Irving (Boston University '14, second season)            |
| Assistant Coach                             | Kotie Kimble (Coastal Carolina '07, first season)           |
| Director of Basketball Operations           | Jeff Dyer (Delaware '14, sixth season, second as DOBO)      |
| Associate Director of Basketball Operations | Joe Gimbel (Temple '18, second season)                      |
| Operations Specialist                       | Jimmy Polisi (Temple '20, first season)                     |
| Strength & Conditioning Coach               | Preston Greene (Clemson '99, first season)                  |
| Athletic Trainer                            | Sam Johnson (Grand Valley State [Mich.] '14, second season) |
| Physical Therapist                          | Tommy Otlej (Asbury [Ky.] '17, first season)                |

## PROGRAM INFORMATION

|                               |  |
|-------------------------------|--|
| First Year of Basketball      | 1926-27 (no team from 1971-72 to 1984-85)  |
| All-Time Record               | 1,102-812 (.576)   |
| All-Time ACC Record           | 148-165 (.473)   93-64 H (.592)   55-101 A (.353)                                  |
| NCAA Tournament Appearances   | 11 (1960, '98, '99, 2000, '02, '08, '13, '16, '17, '18, '21 ... 11-10 record)      |
| Last NCAA Tournament Opponent | USC, 2022 (W, 68-66, First Round)  |
| NIT Appearances               | 12 (1961, '63, '64, '95, '97, 2001, '05, '06, '09, '11, '12, '15 ... 11-12 record) |
| Last NIT Opponent             | Stanford, 2015 (L, 66-64 [OT], Final)  |

|                                 |                         |
|---------------------------------|-------------------------|
| 2021-22 Overall Record          | 26-11                   |
| Home / Away / Neutral           | 10-5 H / 10-2 A / 6-4 N |
| ACC Record / Finish             | 14-6 / 4th              |
| Letter Winners Returning / Lost | 8 / 5                   |
| Starters Returning / Lost       | 2 / 3                   |
| Newcomers                       | 6                       |

| RET. STARTERS | CL      | POS | GP-GS | PPG  | RPG | APG |
|---------------|---------|-----|-------|------|-----|-----|
| Jordan Miller | 5Yr Sr. | G   | 36-31 | 10.0 | 5.9 | 1.1 |
| Isaiah Wong   | 4Yr Jr. | G   | 37-36 | 15.3 | 4.3 | 2.0 |

| LOSSES                         | POS | GP-GS | PPG  | RPG | APG |
|--------------------------------|-----|-------|------|-----|-----|
| Kameron McGusty (graduation)   | G   | 37-37 | 17.8 | 4.9 | 2.4 |
| Deng Gak (graduation)          | F   | 26-4  | 0.9  | 0.7 | 0.2 |
| Rodney Miller Jr. (graduation) | C   | 18-4  | 1.5  | 0.6 | 0.1 |
| Sam Waardenburg (graduation)   | F   | 35-34 | 8.5  | 4.3 | 2.1 |
| Charlie Moore (graduation)     | G   | 37-37 | 12.4 | 2.6 | 4.6 |

| RETURNING NUMBERS                 | AVG/NUM   | PCT  |
|-----------------------------------|-----------|------|
| Points                            | 34.4      | .465 |
| Rebounds (excludes team rebounds) | 15.6      | .558 |
| Assists                           | 4.9       | .345 |
| Blocks                            | 1.4       | .432 |
| Steals                            | 4.2       | .470 |
| Starts                            | 67 of 185 | .362 |

| NEWCOMERS         | POS | HT   | WT  | CL       |
|-------------------|-----|------|-----|----------|
| Favour Aire       | C   | 6-11 | 215 | Fr.      |
| AJ Casey          | F   | 6-9  | 213 | Fr.      |
| Norchad Omier     | F   | 6-7  | 248 | 3Yr. So. |
| Nijel Pack        | G   | 6-0  | 184 | 3Yr. So. |
| Danilo Jovanovich | F   | 6-8  | 219 | Fr.      |
| Christian Watson  | G   | 6-7  | 209 | Fr.      |

## ATHLETICS COMMUNICATIONS

|  |   |
|--|---|
| Director of Communications (MBB Primary) | Alex Schwartz                           |
| Phone                                    | C: 609-802-3674 / O: 305-284-3249       |
| Email / Twitter                          | alexschwartz@miami.edu / @AlexJSchwartz |
| Twitter                                  | @CanesHoops   @MiamiHurricanes          |
| Instagram                                | @CanesHoops   @MiamiHurricanes          |
| Facebook                                 | /CanesHoops   /MiamiHurricanes          |
| Athletics YouTube                        | /CanesAllAccess                         |
| Jim Larrañaga Twitter                    | @CanesCoachL                            |
| Dan Radakovich Twitter                   | @DanRadakpovich                         |

## WINNINGEST COACHES OF ALL-TIME

At least five head coaching seasons in Division I (NCAA minimum)  
 All coaches with 600+ career victories are listed; Coaches in bold are still active  
 List includes games played through Nov. 20, 2022

| Rank | Name                  | Schools   | Wins         |
|------|-----------------------|---|--------------|
| 1.   | Mike Krzyzewski       | Army West Point, Duke   | 1,202        |
| 2.   | <b>Jim Boeheim</b>    | <b>Syracuse</b>   | <b>1,000</b> |
| 3.   | <b>Bob Huggins</b>    | <b>Walsh (OH), Akron, Cincinnati, Kansas St., West Virginia</b> | <b>920</b>   |
|      | Jim Calhoun           | Northeastern, UConn, St. Joseph (CT)                            | 920          |
| 5.   | Roy Williams          | Kansas, North Carolina  | 903          |
| 6.   | Bob Knight            | Army West Point, Indiana, Texas Tech                            | 902          |
| 7.   | Dean Smith            | North Carolina  | 879          |
| 8.   | Adolph Rupp           | Kentucky (2x)   | 876          |
| 9.   | Jim Phelan            | Mount St. Mary's  | 830          |
| 10.  | <b>Cliff Ellis</b>    | <b>South Alabama, Clemson, Auburn, Coastal Carolina</b>         | <b>819</b>   |
| 11.  | Rollie Massimino      | Stony Brook, Villanova, UNLV, Cleveland St., Keiser (FL)        | 816          |
| 12.  | Eddie Sutton          | Creighton, Arkansas, Kentucky, Oklahoma St., San Francisco      | 806          |
| 13.  | Rick Byrd             | Maryville (TN), Lincoln Memorial, Belmont                       | 805          |
| 14.  | Lefty Driesell        | Davidson, Maryland, James Madison, Georgia State                | 786          |
| 15.  | Lute Olson            | Long Beach State, Iowa, Arizona                                 | 781          |
| 16.  | Lou Henson            | Hardin-Simmons (TX), New Mexico St. (2x), Illinois              | 779          |
| 17.  | <b>John Calipari</b>  | <b>UMass, Memphis, Kentucky</b>                                 | <b>771</b>   |
| 18.  | <b>Bill Self</b>      | <b>Oral Roberts, Tulsa, Illinois, Kansas</b>                    | <b>767</b>   |
| 19.  | Ed Diddle             | Western Kentucky  | 759          |
| 20.  | <b>Rick Barnes</b>    | <b>George Mason, Providence, Clemson, Texas, Tennessee</b>      | <b>756</b>   |
|      | Henry Iba             | Northwest Missouri State, Colorado, Oklahoma State              | 755          |
| 22.  | John Beilein          | six schools   | 754          |
| 23.  | Bo Ryan               | Wisconsin-Platteville, Milwaukee, Wisconsin                     | 747          |
| 24.  | Phog Allen            | Baker (KS) (2x), Kansas (3x), Haskell (KS), Central Missouri    | 746          |
| 25.  | John Chaney           | Cheyney (PA), Temple  | 741          |
| 26.  | Norm Stewart          | Northern Iowa, Missouri   | 729          |
|      | Jerry Tarkanian       | Long Beach State, UNLV, Fresno State                            | 729          |
| 28.  | Ray Meyer             | DePaul  | 724          |
| 29.  | Jerry Sloum           | Nyack (NY), Geneva (PA), Gannon (PA), Youngstown St.            | 723          |
| 30.  | Don Haskins           | UTEP  | 719          |
| 31.  | <b>Dana Altman</b>    | <b>Marshall, Kansas State, Creighton, Oregon</b>                | <b>712</b>   |
| 32.  | <b>Kelvin Sampson</b> | <b>Montana Tech, Washington St. Oklahoma, Indiana, Houston</b>  | <b>704</b>   |
| 33.  | Larry Hunter          | Wittenberg, Ohio, Western Carolina                              | 702          |
| 34.  | <b>Jim Larrañaga</b>  | <b>American Intl (MA), Bowling Green, George Mason, Miami</b>   | <b>700</b>   |
| 35.  | <b>Rick Pitino</b>    | <b>six schools (currently at Iona)</b>                          | <b>686</b>   |
| 36.  | Mike Montgomery       | Montana, Stanford, California                                   | 677          |
| 37.  | Denny Crum            | Louisville  | 675          |
| 38.  | Lon Kruger            | UTRGV, Kansas State, Florida, Illinois, UNLV, Oklahoma          | 674          |
| 39.  | <b>Tom Izzo</b>       | <b>Michigan State</b>   | <b>669</b>   |
| 40.  | Gary Williams         | American, Boston College, Ohio State, Maryland                  | 668          |
| 41.  | <b>Greg Kampe</b>     | <b>Oakland</b>  | <b>664</b>   |
|      | John Wooden           | Indiana State, UCLA   | 664          |
| 43.  | <b>Mark Few</b>       | <b>Gonzaga</b>  | <b>661</b>   |
| 44.  | Ralph Miller          | Wichita State, Iowa, Oregon State                               | 657          |
| 45.  | Tom Penders           | seven schools   | 649          |
| 46.  | Gene Bartow           | six schools   | 647          |
| 47.  | Jay Wright            | Hofstra, Villanova  | 642          |
|      | Tubby Smith           | seven schools   | 642          |
| 49.  | Billy Tubbs           | Southwestern (TX), Lamar (2x), Oklahoma, TCU                    | 641          |
| 50.  | Homer Drew            | Bethel (IN), Indiana-South Bend, Valparaiso                     | 640          |
| 51.  | <b>Steve Alford</b>   | <b>six schools (currently at Nevada)</b>                        | <b>639</b>   |
|      | Marv Harshman         | Pacific Lutheran (WA), Washington St., Washington               | 637          |
| 53.  | Bob McKillop          | Davidson  | 634          |
| 54.  | Hugh Durham           | Florida State, Georgia, Jacksonville                            | 633          |
| 55.  | Norm Sloan            | Presbyterian, The Citadel, Florida (2x), NC State               | 624          |
| 56.  | Stew Morrill          | Montana, Colorado State, Utah State                             | 620          |
| 57.  | <b>Bruce Pearl</b>    | <b>Southern Indiana, Milwaukee, Tennessee, Auburn</b>           | <b>618</b>   |
| 58.  | Ben Braun             | Siena Heights (MI), Eastern Michigan, California, Rice          | 615          |

## TERRIFIC TENURE

In his first 11 seasons, Jim Larrañaga has led Miami to 25 more wins (226) than it had in any prior 11-year stretch (201 twice). His seven 20-win campaigns are well over half the program's previous total (12) and his four 25-win seasons are Miami's only ones ever. The five NCAA Tournament trips under Coach L, who broke the program wins record on 3/2/22, are one shy of Miami's previous total (six) and the seven NCAA Tournament wins nearly double the prior mark (four). The two-time ACC Coach of the Year has led Miami to three of its four Sweet 16 berths, its first Elite Eight bid and a sweep of the 2013 ACC titles.

|          |   |
|----------|---|
| 2011-12: | 20-13 (9-7 ACC; T4th); NIT Second Round                           |
| 2012-13: | 29-7 (15-3 ACC; 1st), NCAA Tournament Sweet 16                    |
| 2013-14: | 17-16 (7-11 ACC; 10th), no postseason                             |
| 2014-15: | 25-13 (10-8 ACC; T6th), NIT Final                                 |
| 2015-16: | 27-8 (13-5 ACC; T2nd), NCAA Tournament Sweet 16                   |
| 2016-17: | 21-12 (10-8; T7th), NCAA Tournament First Round                   |
| 2017-18: | 22-10 (11-7; T3rd), NCAA Tournament First Round                   |
| 2018-19: | 14-18 (5-13 ACC; T11th), no postseason                            |
| 2019-20: | 15-16 (7-13 ACC; T10th), postseason play canceled due to COVID-19 |
| 2020-21: | 10-17 (4-15 ACC, 13th), no postseason                             |
| 2021-22: | 26-11 (14-6 ACC, 4th), NCAA Tournament Elite Eight                |



# HEAD COACH JIM LARRAÑAGA

## 12TH SEASON AT MIAMI | 39TH SEASON OVERALL

Alma Mater: Providence, 1971 | Hometown: Bronx, N.Y.

### LARRAÑAGA'S CAREER

|            |                           |
|------------|---------------------------|
| 1971-76    | Davidson Assistant Coach  |
| 1976-77    | Geronemo BC Player/Coach  |
| 1977-79    | American Int'l Head Coach |
| 1979-86    | Virginia Assistant Coach  |
| 1986-97    | Bowling Green Head Coach  |
| 1997-2011  | George Mason Head Coach   |
| 2011-pres. | Miami Head Coach          |

### EDUCATION

Archbishop Molloy High School, 1967  
Providence College, 1971 (B.A. Economics)

### NCAA APPEARANCES

- 1999 - George Mason - First Round
- 2001 - George Mason - First Round
- 2006 - George Mason - Final Four
- 2008 - George Mason - First Round
- 2011 - George Mason - Second Round
- 2013 - Miami - Sweet 16
- 2016 - Miami - Sweet 16
- 2017 - Miami - First Round
- 2018 - Miami - First Round
- 2022 - Miami - Elite Eight

### NIT APPEARANCES

- 1990 - Bowling Green - First Round
- 1991 - Bowling Green - First Round
- 1997 - Bowling Green - First Round
- 2002 - George Mason - Opening Round
- 2004 - George Mason - Round of 16
- 2009 - George Mason - First Round
- 2012 - Miami - Round of 16
- 2015 - Miami - Final

### CIT APPEARANCES

- 2010 - George Mason - First Round

### PLAYING CAREER

Archbishop Molloy High School, 1963-67  
Providence College, 1968-71  
1971 NBA Draft sixth-round pick (Detroit)  
Geronemo BC (Belgium), 1976-77

### NATIONAL COACHING HONORS

Associated Press - 2013  
Naismith - 2013  
Rupp - 2013  
USBWA Henry Iba - 2013  
Clair Bee - 2006

### REGION COACHING HONORS

USBWA District IV - 2016, 2013 (2x)  
NABC All-District II - 2013

### CONFERENCE COACHING HONORS

ACC - 2016, 2013 (2x)  
CAA - 2011, 1999 (2x)  
MAC - 1997

### TEAM SUCCESS

- 19 postseason appearances (seven at Miami)
- 10 NCAA Tournament berths (five at Miami)
- Eight NIT appearances (two at Miami)
- Six 25-win seasons (four at Miami)
- 13 20-win campaigns (seven at Miami)
- 22 10-win conference seasons (seven at Miami)

In his 11 seasons at the University of Miami, head coach Jim Larrañaga has led the Hurricanes to five NCAA Tournament appearances, including three trips to the Sweet 16. He guided the Hurricanes to the 2022 Elite Eight, the first such berth in program history, as well as to the 2013 ACC regular-season and tournament titles, also its first such crowns. He has been named the Associated Press, Naismith, USBWA and Henry Iba National Coach of the Year, twice was both the ACC and USBWA District Coach of the Year and was the 2013 NABC District Coach of the Year.

The winningest coach in program history, Larrañaga has posted four 25-win seasons at UM – the only Miami coach to do so even once – and six in his career. He also has recorded seven 20-win campaigns at Miami and 13 in his career. In conference action, the Canes have won nine or more league games in seven of 11 seasons, while prior to Larrañaga's arrival, Miami had never won more than eight ACC games in a season. Larrañaga has helped the Canes to 24 postseason victories, including seven in the NCAA Tournament (five appearances), 12 in the ACC Tournament (11) and five in the NIT (two). He ranks top-35 all-time among Division I coaches with 696 victories, including top-10 among active coaches.

Miami's 62 total road wins in the past 11 seasons are fourth-most among ACC teams during Larrañaga's tenure and its 102 total victories away from home also place fourth. During that same stretch, the Hurricanes are fifth in overall ACC wins (105), as well as tied for fourth in both ACC road victories (42) and ACC Tournament triumphs (11), plus sixth in ACC home wins (63). In the six years prior to Larrañaga's arrival, when the ACC had only 12 teams, Miami was tied for ninth in ACC victories (36) and won just 10 total ACC road games. In eight of Larrañaga's 11 years, the team has finished higher in the ACC final standings than it was picked in the preseason poll.

The Hurricanes have a combined 14 wins over Duke (seven) and North Carolina (seven) under Larrañaga, tied for the second-most of any team during his 11-year tenure, after going 4-31 versus those two programs before his arrival. Seven of those victories are by double digits and six are on the road, the former the most of any team during that stretch and the latter tied for the most. Miami's 27-point win over the Blue Devils on Jan. 23, 2013, is the third-largest ever against the AP No. 1 team in the nation. It is one 24 victories over a top-25 foe under Larrañaga, including 10—two of which came in 2021-22—versus a top-10 opponent.

Miami has seen unprecedented fan interest in the program under Larrañaga. In 2017-18, for the third straight season, the Hurricanes sold out their season-ticket allotment at the Watsco Center. The 2015-16 campaign marked the first time in UM history that any team sold out of season tickets. In 2021-22, the Miami single-game student attendance record fell on two separate occasions.

From 2017-19, Miami was one of two ACC programs, alongside Duke, to have a player selected in each NBA Draft. Four total Hurricanes were picked in that span, including Lonnie Walker IV going No. 18 in 2018.

In the most recent season, 2021-22, Larrañaga led the Hurricanes to one of the finest campaigns in program history. Picked No. 12 in the ACC preseason poll, Miami made the Elite Eight for the first time ever, finishing 26-11 (14-6 ACC) overall, placing fourth in the ACC and taking the No. 16 spot in the year-end Coaches Poll. Miami earned two wins over top-10 teams, notching a road victory against second-ranked Duke and an NCAA Tournament triumph over No. 8/7 Auburn. It also beat two eventual Final Four teams in Duke and North Carolina, the latter of which it topped by 28 points at the Watsco Center, where the student attendance record fell twice during ACC play.

During the most recent 2021-22 campaign, Larrañaga steered Miami to one of its finest seasons in program history despite being picked No. 12 in the ACC preseason poll. The Hurricanes went 26-11 overall, good for their third-most wins ever, and 14-6 in ACC play to place fourth in the league. Miami earned a No. 10 seed in the NCAA Tournament and, once there, rattled off three victories to advance to the Elite Eight for the first time ever.

Miami earned two top-10 wins away from home (at second-ranked Duke and against No. 8/7 Auburn) and beat two NCAA semifinalists in Duke and North Carolina, the latter by 28 points, on the way to finishing the season ranked No. 16 nationally. Larrañaga set the program wins record with his 221st victory at The U on March 2, 2022, at Boston College, just weeks after a Feb. 9, 2022, triumph over Georgia Tech made him the first coach in NCAA history with 100 league wins at three DI schools and/or in three DI conferences.

On an individual level, Kameron McGusty turned in one of the best years in program history, claiming First Team All-ACC, NABC First Team All-District 2, ACC All-Tournament First Team, NCAA Tournament All-Midwest Region and Senior CLASS Award finalist accolades.

Miami played in its fourth NCAA Tournament in the past six years in 2017-18, claiming a No. 6 seed in the South Region. The Hurricanes tied for third in the ACC and finished the season with a 22-10 mark, including an 11-7 record in conference play. The Canes were nationally ranked for 15 weeks, reaching as high as No. 6 in the polls.

Freshman Lonnie Walker IV was named Honorable Mention All-ACC, becoming the first freshman all-

### LARRAÑAGA'S CAREER RECORDS

| School                 | Years           | Overall        | Conf.          |
|------------------------|-----------------|----------------|----------------|
| American International | 1977-79 (2)     | 27-26          | n/a            |
| Bowling Green          | 1986-97 (11)    | 170-144        | 101-85         |
| George Mason           | 1997-2011 (14)  | 273-164        | 165-79         |
| Miami                  | 2011-pres. (12) | 230-142        | 105-96         |
| <b>Overall</b>         | <b>39</b>       | <b>700-476</b> | <b>371-260</b> |

### WINNINGEST ACTIVE COACHES AT DIVISION I SCHOOLS (600+ VICTORIES)

At least five head coaching seasons in DI (NCAA minimum)

| Rank | Name                 | School           | Wins       |
|------|----------------------|------------------|------------|
| 1.   | Jim Boeheim          | Syracuse         | 1,000      |
| 2.   | Bob Huggins          | West Virginia    | 920        |
| 3.   | Cliff Ellis          | Coastal Carolina | 819        |
| 4.   | John Calipari        | Kentucky         | 771        |
| 5.   | Bill Self            | Kansas           | 767        |
| 6.   | Rick Barnes          | Tennessee        | 756        |
| 7.   | Dana Altman          | Oregon           | 712        |
| 8.   | Kelvin Sampson       | Houston          | 704        |
| 9.   | <b>Jim Larrañaga</b> | <b>Miami</b>     | <b>700</b> |
| 10.  | Rick Pitino          | Iona             | 686        |
| 11.  | Tom Izzo             | Michigan State   | 669        |
| 12.  | Greg Kampe           | Oakland          | 664        |
| 13.  | Mark Few             | Gonzaga          | 661        |
| 14.  | Steve Alford         | Nevada           | 639        |
| 15.  | Brue Pearl           | Auburn           | 618        |

List includes games played through Nov. 20, 2022



conference honoree in program history. He also was named to the ACC All-Freshman Team. Miami earned road wins over then-No. 12 Minnesota and then-No. 9 North Carolina, the fourth straight year and the sixth time in Larrañaga's seven seasons that the Canes defeated two or more top-15 teams.

The 2015-16 Hurricanes played their way into the NCAA Tournament's Sweet 16 for the second time in four seasons, and just the third time in school history.

In 2012-13, Larrañaga helped Miami to a No. 2 national ranking by both the AP and USA TODAY and a No. 2 seed in the NCAA tournament. At the time, he was the 10th coach in the last 10 years to lead two top-10 programs, as Miami was No. 2 on Feb. 18, 2013, and George Mason was No. 8 in the final Top 25 poll in 2006.

Individually, Shane Larkin earned the ACC Player of the Year and Lute Olson National Player of the Year awards, as well as All-American status and finalist nods for the Bob Cousy, John Wooden and James Naismith player of the year honors before declaring early for the 2013 NBA Draft. Larkin was also the ACC Tournament MVP, on the ACC All-Defensive Team and a Defensive All-American. Durand Scott was the ACC Defensive Player of the Year.

Larrañaga came to Miami after serving as the head coach at George Mason for 14 seasons. He guided the program to five NCAA Tournament appearances (1999, 2001, 2006, 2008, 2011), including an unprecedented run to the 2006 Final Four that captured the nation's attention, as the Patriots defeated Michigan State, North Carolina, Wichita State and UConn along the way. Following that run, Larrañaga was selected the 2006 Clair Bee National Coach of the Year.

Larrañaga built the George Mason program into a perennial contender in the highly-regarded Colonial Athletic Association, winning more games than any other coach in program and conference history (273) en route to three conference titles (1999, 2001, 2008).

In 2006, Larrañaga became the first coach at a mid-major school to take his team to the Final Four in 27 years and earned the CAA's first NCAA tournament at-large berth in 20 years. Along the way, he led Mason to a school record in wins, its first-ever national ranking, its first-ever appearance in the Top 10 and its first wins over Top 10 teams.

Larrañaga served as the head coach at Bowling Green for 11 seasons (1986-1997) and at Division II American International for two seasons (1977-79).

At Bowling Green, he made an immediate impact in his first season. In 1986-87, the Falcons were the nation's most improved team under a first-year head coach that took over a program with a losing record, posting a 15-14 record for an eight-game improvement over the previous season. Larrañaga went on to record a 170-144 mark in 11 years at Bowling Green, earning 1997 Mid-American Conference Coach of the Year honors after leading Bowling Green to a 22-10 record, a conference regular season co-championship and a berth in the NIT. The 22 victories were the most by a Bowling Green team in 47 years and the 13 conference wins were the second-highest total in BGSU history.

Larrañaga's 170 victories at Bowling Green ranked second all-time on the Falcons' coaching list and he was only the second coach to record consecutive postseason appearances. Larrañaga led his squad to NIT berths in 1990 (18-11) and again in 1991 (17-13), the first time the Falcons enjoyed back-to-back postseason appearances since the early '60s. Bowling Green won better than 60 percent of its games in Larrañaga's last four years, recording a 70-44 mark during that stretch. The Falcons finished fourth or better in the MAC in five of Larrañaga's 11 seasons and he is among the winningest coaches in MAC history.

Larrañaga received his first head coaching position in 1977 when he was named to the post at American International, a Division II program in Springfield, Mass. Taking over a team that had suffered through five consecutive losing seasons prior to his arrival, Larrañaga turned AIC into a winning program in his first year and compiled a 28-25 mark in two seasons.

Larrañaga's first coaching opportunity came at Davidson College from 1971-76, serving as an assistant coach to Terry Holland. Davidson captured three Southern Conference regular-season championships and an NIT berth in his five years there, and he compiled a 47-12 record doubling as the freshman team coach. In 1976, he left Davidson and spent one season as player-coach for the Geronemo Basketball Club in Belgium.

After his two-year stint at American International, Larrañaga was reunited with Holland at the University of Virginia in April 1979. An assistant coach under Holland at UVA for seven seasons from 1979-86, he helped the Cavaliers reach the NCAA Final Four on two occasions (1981 and 1984), finish in the top five of the AP and UPI polls and average more than 24 victories per season. The Cavaliers were 169-62, won three regular-season Atlantic Coast Conference championships and made four NCAA Tournament appearances in that span. Virginia also made a pair of NIT appearances, winning the NIT Championship in 1980. Larrañaga was on the staff during the careers of three-time National Player of the Year Ralph Sampson and NBA first-round draft choice Olden Polynice.

A 1971 graduate of Providence College with a degree in economics, Larrañaga was a four-year letterman for the Friars. As the team captain in his senior season, he led Providence to a 20-8 record and an NIT appearance. He graduated as the school's fifth all-time leading scorer with 1,258 points and was selected in the sixth round of the draft by the Detroit Pistons of the National Basketball Association. He was the team's top scorer as a sophomore and junior and was named New England's Division I Sophomore of the Year in 1969. He was inducted into the Providence College Hall of Fame in 1991.

Larrañaga and his wife, Liz, have two sons and four grandchildren. Their son, Jay, played for his father at Bowling Green, was the head coach of the NBDL's Erie Bayhawks and is now an assistant coach with the Boston Celtics. Jon was a member of his father's George Mason teams from 1999-2003, earning first team Academic All-America honors for NCAA Division I-AAA schools.

## LARRAÑAGA YEAR-BY-YEAR

| Year           | School         | Overall W-L    | Conf. W-L      | Finish | Post-Season                       |
|----------------|----------------|----------------|----------------|--------|-----------------------------------|
| 1977-78        | American Int'l | 14-13          |                |        |                                   |
| 1978-79        | American Int'l | 13-13          |                |        |                                   |
| 1986-87        | Bowling Green  | 15-14          | 10-6           | 3      |                                   |
| 1987-88        | Bowling Green  | 12-16          | 7-9            | t-5    |                                   |
| 1988-89        | Bowling Green  | 13-15          | 6-10           | t-6    |                                   |
| 1989-90        | Bowling Green  | 18-11          | 9-7            | t-3    | NIT 0-1                           |
| 1990-91        | Bowling Green  | 17-13          | 9-7            | t-4    | NIT 0-1                           |
| 1991-92        | Bowling Green  | 14-15          | 8-8            | 5      |                                   |
| 1992-93        | Bowling Green  | 11-16          | 8-10           | t-6    |                                   |
| 1993-94        | Bowling Green  | 18-10          | 12-6           | t-2    |                                   |
| 1994-95        | Bowling Green  | 16-11          | 10-8           | t-5    |                                   |
| 1995-96        | Bowling Green  | 14-13          | 9-9            | t-6    |                                   |
| 1996-97        | Bowling Green  | 22-10          | 13-5           | t-1    | NIT 0-1                           |
| 1997-98        | George Mason   | 9-18           | 6-10           | 6      |                                   |
| 1998-99        | George Mason   | 19-11          | 13-3           | 1      | NCAA 0-1                          |
| 1999-2000      | George Mason   | 19-11          | 12-4           | t-1    |                                   |
| 2000-01        | George Mason   | 18-12          | 11-5           | 3      | NCAA 0-1                          |
| 2001-02        | George Mason   | 19-10          | 13-5           | 2      | NIT 0-1                           |
| 2002-03        | George Mason   | 16-12          | 11-7           | 4      |                                   |
| 2003-04        | George Mason   | 23-10          | 12-6           | 3      | NIT 2-1                           |
| 2004-05        | George Mason   | 16-13          | 10-8           | 6      |                                   |
| 2005-06        | George Mason   | 27-8           | 15-3           | t-1    | NCAA 4-1                          |
| 2006-07        | George Mason   | 18-15          | 9-9            | 5      |                                   |
| 2007-08        | George Mason   | 23-11          | 12-6           | 2      | NCAA 0-1                          |
| 2008-09        | George Mason   | 22-11          | 13-5           | 2      | NIT 0-1                           |
| 2009-10        | George Mason   | 17-15          | 12-6           | 4      | CIT 0-1                           |
| 2010-11        | George Mason   | 27-7           | 16-2           | 1      | NCAA 1-1                          |
| 2011-12        | Miami          | 20-13          | 9-7            | t-4    | NIT 1-1                           |
| 2012-13        | Miami          | 29-7           | 15-3           | 1      | NCAA 2-1                          |
| 2013-14        | Miami          | 17-16          | 7-11           | 10     |                                   |
| 2014-15        | Miami          | 25-13          | 10-8           | t-6    | NIT 4-1                           |
| 2015-16        | Miami          | 27-8           | 13-5           | t-2    | NCAA 2-1                          |
| 2016-17        | Miami          | 21-12          | 10-8           | t-7    | NCAA 0-1                          |
| 2017-18        | Miami          | 22-10          | 11-7           | t-3    | NCAA 0-1                          |
| 2018-19        | Miami          | 14-18          | 5-13           | t-11   |                                   |
| 2019-20        | Miami          | 15-16          | 7-13           | t-10   | n/a (COVID)                       |
| 2020-21        | Miami          | 10-17          | 4-15           | 13     |                                   |
| 2021-22        | Miami          | 26-11          | 14-6           | 4      | NCAA 3-1                          |
| 2022-23        | Miami          | 4-1            |                |        |                                   |
| <b>Overall</b> |                | <b>700-476</b> | <b>371-260</b> |        | <b>19-19 total<br/>12-10 NCAA</b> |

## STUDENT-ATHLETE HONORS

### AT MIAMI

- One All-American
- One USBWA All-District IV selection
- One ACC Player of the Year
- One ACC Defensive Player of the Year
- One ACC Skip Prosser Award winner (*ACC scholar-athlete of the year*)
- One ACC Tournament MVP
- One NCAA Tour. All-Region Team selection
- Two ACC All-Rookie Team members
- Two USBWA All-District picks
- Four NABC All-District choices
- Five Preseason All-ACC honorees
- Five Senior CLASS Award candidates
- Seven ACC-All-Defensive Team members
- Seven ACC All-Tournament team honorees
- Eight ACC Rookie of the Week selections
- Nine ACC Player of the Week choices
- Eight NBA players (five drafted)
- 10 NABC Honors Court designees
- 15 All-ACC Academic Team selections
- 21 All-ACC honorees

### PRIOR TO MIAMI

- Two All-Americans
- Two MAC Freshman of the Year designees
- Three Dean Ehlers Award winners (*academic achievement, leadership and community service*)
- Four MAC All-Freshman Team selections
- Eight CAA All-Rookie Team honorees
- Nine CAA All-Defensive Team picks
- 12 All-MAC honorees
- 28 All-CAA selections

## NBA PLAYERS/DRAFTEES COACHED

| Name                | School        |
|---------------------|---------------|
| Lance Blanks        | Virginia      |
| Frank Booker        | Bowling Green |
| Bruce Brown Jr.     | Miami         |
| Rick Carlisle       | Virginia      |
| Antonio Daniels     | Bowling Green |
| Dewan Hernandez     | Miami         |
| DeQuan Jones        | Miami         |
| Jeff Jones          | Virginia      |
| Andrew Kennedy      | Virginia      |
| Jeff Lamp           | Virginia      |
| Shane Larkin        | Miami         |
| Lewis Latimore      | Virginia      |
| Sheldon Mac         | Miami         |
| Trey McKinney Jones | Miami         |
| Jason Miskiri       | George Mason  |
| Olden Polynice      | Virginia      |
| Lee Raker           | Virginia      |
| Davon Reed          | Miami         |
| Ralph Sampson       | Virginia      |
| Tom Sheehy          | Virginia      |
| Clinton Venable     | Bowling Green |
| Lonnie Walker IV    | Miami         |
| Othell Wilson       | Virginia      |



# #12



## FAVOUR AIRE

FIRST-YEAR FRESHMAN | CENTER | 6-11 | 215

Ekpoma, Nigeria | Bishop McNamara (Md.)

- Has a lot of potential; will get bigger, stronger and faster
- As he develops, will become a major contributor
- Owns a very nice jump hook and a beautiful shooting touch, but needs to stay out of foul trouble
- Posseses a 7-3 wingspan, the longest on the team
- Increased his max bench press by 55 pounds (155 to 210) and his power clean by 40 pounds (165 to 205) between his June 2022 arrival at Miami and September 2022, while also gaining over 11 pounds
- Scored a point in his collegiate debut versus Florida A&M (11/15/22)

| Opposition           | 2022-23 |   |   |
|----------------------|---------|---|---|
|                      | P       | R | A |
| Lafayette            | -       | - | - |
| UNC Greensboro       | -       | - | - |
| Florida A&M          | 1       | 0 | 0 |
| vs. Providence       | 0       | 0 | 0 |
| vs. Maryland         | 0       | 0 | 0 |
| St. Francis Brooklyn | -       | - | - |
| at UCF               | -       | - | - |
| Rutgers              | -       | - | - |
| at Louisville        | -       | - | - |
| Cornell              | -       | - | - |
| NC State             | -       | - | - |
| St. Francis (PA)     | -       | - | - |
| Virginia             | -       | - | - |
| Vermont              | -       | - | - |
| at Notre Dame        | -       | - | - |
| at Georgia Tech      | -       | - | - |
| Boston College       | -       | - | - |
| at NC State          | -       | - | - |
| Syracuse             | -       | - | - |
| at Duke              | -       | - | - |
| at Florida State     | -       | - | - |
| at Pittsburgh        | -       | - | - |
| vs. TBD              | -       | - | - |

### AIRE CAREER / SEASON HIGHS

**Points**  
 Career: 1, vs. Florida A&M, 11/15/22  
 Season: 1, vs. Florida A&M, 11/15/22  
 ACC: N/A

#### Rebounds

Career: N/A  
 Season: N/A  
 ACC: N/A

#### Assists

Career: N/A  
 Season: N/A  
 ACC: N/A

#### Steals

Career: N/A  
 Season: N/A  
 ACC: N/A

#### Blocked Shots

Career: N/A  
 Season: N/A  
 ACC: N/A

#### Field Goals Made

Career: N/A  
 Season: N/A  
 ACC: N/A

#### Field Goal Attempts

Career: N/A  
 Season: N/A  
 ACC: N/A

#### 3-Point Field Goals Made

Career: N/A  
 Season: N/A  
 ACC: N/A

#### 3-Point Field Goal Attempts

Career: N/A  
 Season: N/A  
 ACC: N/A

#### Free Throws Made

Career: 1, vs. Florida A&M, 11/15/22  
 Season: 1, vs. Florida A&M, 11/15/22  
 ACC: N/A

#### Free Throw Attempts

Career: 2, vs. Florida A&M, 11/15/22  
 Season: 2, vs. Florida A&M, 11/15/22  
 ACC: N/A

#### Minutes

Career: 3~\*, vs. Maryland, 11/20/22  
 Season: 3~\*, vs. Maryland, 11/20/22  
 ACC: N/A

\* Recorded more than once with most recent listed  
 ~ Regular season game at neutral site

**High School:** Graduated from Bishop McNamara High School ... Consensus four-star prospect ... Ranked as the third-best recruit in Maryland by Rivals and fourth-best by both 247Sports and ESPN ... Slotted at No. 61 nationally, including No. 11 among centers, by Rivals ... Finished No. 112 in the 247Sports Composite rankings, good for No. 19 at his position ... McDonald's All-American Game nominee ... Named to *The Washington Post* First Team All-Met as a senior ... Averaged 16.0 points per game and amassed 24 double-doubles ... Grabbed 231 total rebounds to lead the elite WCAC, notching 51 more than the second-place finisher ... Served as a team captain and led McNamara to the WCAC title game ... *WaPo* Honorable Mention All-Met as a sophomore ... Played for New World Basketball on the AAU circuit ... Member of the honor roll ... Marcus Thornton, the 2015 CAA Player of the Year at William & Mary, and former NFL wide receiver Brandon Coleman also graduated from McNamara.

**Personal:** Full name is Onosedeba Favour Aire ... Name is pronounced On-Err-Seh-DAY-Bah FAY-Vurr EYE-Ray ... Goes by Favour and nickname is Fav ... Born July 21, 2003, in Abuja, Nigeria ... Parents are Chris and Gladys Aire ... Father is a medical lab scientist and mother is a teacher ... Has two older sisters, Miracle and Precious, and one younger brother, David ... Intends to major in computer engineering ... Counts Giannis Antetokounmpo, Joel Embiid and Pascal Siakam as his favorite athletes, followed by Kevin Durant, Anthony Davis, Hakeem Olajuwon, David Robinson and Kobe Bryant ... Best sports memory is beating DeMatha in the 2021 WCAC semifinals ... Committed to Miami over offers from Georgetown, Rutgers and USC ... Chose Miami because of the family feeling and his belief the coaching staff had his best interests at heart.

| Year    | CAREER STATISTICS |    |     | Total |    |     | 3-Point |    |     | Free Throws |    |     | Rebounds |     |     |     | Scoring |    |    |     |    |     |     |     |     |
|---------|-------------------|----|-----|-------|----|-----|---------|----|-----|-------------|----|-----|----------|-----|-----|-----|---------|----|----|-----|----|-----|-----|-----|-----|
|         | GP                | GS | Min | Avg   | FG | FGA | Pct     | FG | FGA | Pct         | FT | FTA | Pct      | Off | Def | Tot | Avg     | PF | FO | Ast | TO | Blk | Stl | Pts | Avg |
| 2022-23 | 3                 | 0  | 7   | 2.3   | 0  | 0   | .000    | 0  | 0   | .000        | 1  | 2   | .500     | 0   | 0   | 0   | 0.0     | 3  | 0  | 0   | 1  | 0   | 1   | 1   | 0.3 |
| TOTAL   | 3                 | 0  | 7   | 2.3   | 0  | 0   | .000    | 0  | 0   | .000        | 1  | 2   | .500     | 0   | 0   | 0   | 0.0     | 3  | 0  | 0   | 1  | 0   | 1   | 1   | 0.3 |



#5



# HARLOND BEVERLY

FOURTH-YEAR JUNIOR | GUARD | 6-6 | 200

Detroit, Mich. | Montverde Academy (Fla.)

- **20-Point Games:** One (zero in 2021-22)
- **10-Point Games:** 13 (zero in 2021-22)
- Size, skill and versatility give Miami the flexibility to play him at multiple positions on both offense and defense
- Brings experience and a genuine, youthful enthusiasm to the team; fun for everyone to be around and play basketball with
- Has the capability to develop into an elite defender and defensive rebounder at the guard spot
- Upped his max-rep chin-up count from eight to 15, one of the highest marks on the team, between May 2022 and September 2022
- As a rookie in 2019-20, logged 20 points on 7-of-12 shooting in 40 minutes of action against NC State (2/5/20), becoming the first Miami freshman to tally 20 points in a game since 1/27/18 when Lonnie Walker IV had 23 versus Florida State
- Grabbed eight-plus rebounds in four of the first seven games of 2020-21, including each of the first three, after posting a high of seven in 2019-20
- Totaled a career-high nine assists at Wake Forest (1/30/21), good for the then-top mark by a Hurricane since Chris Lykes logged the same amount on 3/8/19 at Virginia Tech
- In 2020-21, became the 13th ACC player—14th occurrence—over the last 15 years to average 4.5 points, 3.3 assists and 1.5 steals per game, including the fourth freshman or sophomore, alongside Florida State's Trent Forrest (2017-18), NC State's Dennis Smith Jr. (2016-17) and NC State's Lorenzo Brown (2011-12)
- After appearing in the first 50 games of his career, missed 41 of the next 45—the final eight of 2020-21 and all but four in 2021-22—due to a lingering back injury that required surgery in January 2022
- Returned to action in the 2022-23 season opener Lafayette (11/7/22) for the first time in 347 days and connected on his first 3-pointer in 674 days, dating back to 1/2/21
- Shot 3-of-4 from 3-point range against UNC Greensboro (11/11/22), his fifth time as a collegian making multiple shots from long range and his first time connecting on three

**As a Third-Year Sophomore (2021-22):** Played in four games ... Missed the final 30 contests due to a lingering back injury that required surgery ... Notched seven rebounds, five assists, two points and two steals on the year ... Posted four rebounds and two assists in a season-high 12 minutes in the opener against Canisius (11/9) ... Tallied a pair of steals versus UCF (11/13) ... Scored his first points of the season on a dunk against Dayton (11/25) in Kissimmee, Fla. ... Shut down for the season at the end of November.

**As a Sophomore (2020-21):** Season did not count towards eligibility due to COVID-19 pandemic ... Played in 19 games, starting 15, before missing the final eight contests due to a lingering back injury ... Averaged 6.7 points, 4.5 rebounds, 3.3 assists and 1.5 steals per game ... Paced the Hurricanes in both assists and steals average, as well as ranked fifth in rebounding ... One of four Power Five players in the nation to average 4.5 rebounds, 3.3 assists and 1.5 steals per game, alongside Oklahoma State's Cade Cunningham, Alabama's Herb Jones and Kansas' Marcus Garrett ... Posted the most single-game assists (nine) by a Hurricane since Chris Lykes on 3/8/19 ... If eligible, would have placed sixth in the ACC in steals per game and No. 12 in assists per game ... Finished No. 15 in ACC-only play with 2.93 assists per game ... Tallied double-digit points four times, five-plus rebounds on six occasions, five-plus assists in four outings and multiple steals 10 times, as well as notched one double-double ... Led Miami in assists in a team-best 10 outings, in steals on a co-team-high seven occasions and in both rebounding and blocks thrice ... Recorded Miami's top single-game assist mark (nine). *Additional season information available on MiamiHurricanes.com website bio page.*

**As a Freshman (2019-20):** One of three Hurricanes to play in all 31 games, earning five starts ... Averaged 7.2 points, 2.3 rebounds and 2.3 assists, second on the team, across 19.9 minutes per game ... Seventh of eight Miami freshmen (six true) with a 20-point game in the ACC era, including the first since Lonnie Walker IV on 1/27/18 ... Tied for the fifth-most minutes (40) in a contest by a Miami freshman in the ACC era ... First Miami freshman with a five-assist game since Chris Lykes on 1/31/18 ... Amassed three of the team's six, six-assist games and tied for the second-most made free throws (eight) in a contest by a Hurricane ... Logged double-digit points nine times, five-plus rebounds in three appearances and multiple steals on five occasions, while playing 30-plus minutes in four affairs ... Led Miami with four five-assist performances and with 71 total assists ... Paced the Hurricanes twice each in scoring and rebounding. *Additional season information available on MiamiHurricanes.com website bio page.*

**High School:** Graduated from Montverde Academy (Fla.) ... Consensus four-star recruit ... Tabbed as the No. 42 prospect nationally by Rivals, including ninth among shooting guards ... Ranked No. 69 in the country by 247Sports and No. 55 by ESPN ... Averaged 14.0 points per game in his lone year at Montverde, aiding the team to a 22-3 record and a No. 4 spot in the USA TODAY Super 25 Expert Rankings ... Scored a team-high 23 points in the GEICO Nationals semifinals against national champion IMG Academy ... Led Southfield Christian (Mich.) to the Class D state championship during his junior season, tallying 23 points, seven rebounds, four assists, eight blocks and six steals in the title game ... Earned Associated Press Class D Player of the Year honors after averaging 16 points, six rebounds, six assists and three steals per game ... Helped his team to the Class D semifinals as a sophomore ... Attended University of Detroit Jesuit as a freshman and scored 51 points in a junior varsity game ... Former Montverde basketball players include Precious Achiuwa, RJ Barrett, Joel Embiid, Luc Richard Mbah a Moute, D'Angelo Russell and Ben Simmons ... Roommate of Achiuwa, now with the Toronto Raptors, during their year together at Montverde.

**Personal:** Full name is Harland Terrill Beverly ... Goes by "H" ... Born May 31, 2001 ... Parents are Clayton and Rebecca Holmes ... Father works for an energy company and mother works in a senior citizen community ... Has a younger sister, Madison ... First cousin once removed is Jon Bert of the Miami Marlins ... Majoring in sport administration with a minor in sociology ... Favorite athlete is CJ McCollum ... Best sports memory is playing in the 2019 GEICO Nationals ... Committed to Miami over Georgia, Indiana, Kansas and Michigan State.

| 2022-23                        |   | P | R | A |
|--------------------------------|---|---|---|---|
| Lafayette                      | 3 | 0 | 0 |   |
| UNC Greensboro                 | 9 | 3 | 1 |   |
| Florida A&M                    | 0 | 0 | 3 |   |
| vs. Providence                 | 0 | 1 | 0 |   |
| vs. Maryland                   | 4 | 0 | 1 |   |
| St. Francis Brooklyn at UCF    | - | - | - |   |
| Rutgers at Louisville          | - | - | - |   |
| Cornell                        | - | - | - |   |
| NC State                       | - | - | - |   |
| St. Francis (PA)               | - | - | - |   |
| Virginia                       | - | - | - |   |
| Vermont                        | - | - | - |   |
| at Notre Dame at Georgia Tech  | - | - | - |   |
| Boston College at NC State     | - | - | - |   |
| Syracuse at Duke               | - | - | - |   |
| at Florida State at Pittsburgh | - | - | - |   |
| Virginia Tech at Clemson       | - | - | - |   |
| Duke                           | - | - | - |   |
| Louisville at North Carolina   | - | - | - |   |
| Wake Forest at Virginia Tech   | - | - | - |   |
| Florida State                  | - | - | - |   |
| Pittsburgh                     | - | - | - |   |
| vs. TBD                        | - | - | - |   |

| 2020-21                       |    | P  | R | A |
|-------------------------------|----|----|---|---|
| North Florida                 | 11 | 11 | 2 |   |
| Stetson                       | 5  | 8  | 6 |   |
| Purdue                        | 9  | 9  | 6 |   |
| FGCU                          | 9  | 5  | 4 |   |
| Pittsburgh                    | 9  | 4  | 3 |   |
| Jacksonville at Virginia Tech | 14 | 9  | 6 |   |
| Clemson                       | 10 | 3  | 3 |   |
| North Carolina at NC State    | 9  | 2  | 2 |   |
| at Boston College             | 6  | 4  | 3 |   |
| Louisville                    | 10 | 5  | 2 |   |
| at Syracuse                   | 3  | 3  | 3 |   |
| Notre Dame                    | 0  | 1  | 2 |   |
| at Florida State              | 5  | 3  | 0 |   |
| at Wake Forest                | 4  | 3  | 9 |   |
| Duke                          | 8  | 4  | 2 |   |
| Virginia Tech at Notre Dame   | 2  | 3  | 3 |   |
| Georgia Tech                  | -  | -  | - |   |
| Florida State at Clemson      | -  | -  | - |   |
| at Virginia                   | -  | -  | - |   |
| Boston College vs. Pittsburgh | -  | -  | - |   |
| vs. Clemson                   | -  | -  | - |   |
| vs. Georgia Tech              | -  | -  | - |   |

| 2021-22                         |   | P | R | A |
|---------------------------------|---|---|---|---|
| Canisius                        | 0 | 4 | 2 |   |
| UCF                             | 0 | 2 | 1 |   |
| at Florida Atlantic             | - | - | - |   |
| Florida A&M                     | 0 | 0 | 2 |   |
| vs. Dayton                      | 2 | 1 | 0 |   |
| vs. North Texas                 | - | - | - |   |
| vs. Alabama at Penn State       | - | - | - |   |
| Clemson                         | - | - | - |   |
| Lipscomb                        | - | - | - |   |
| vs. Fordham                     | - | - | - |   |
| Stetson                         | - | - | - |   |
| NC State                        | - | - | - |   |
| Wake Forest                     | - | - | - |   |
| Syracuse at Duke                | - | - | - |   |
| at Florida State                | - | - | - |   |
| North Carolina                  | - | - | - |   |
| Florida State at Virginia Tech  | - | - | - |   |
| at Georgia Tech                 | - | - | - |   |
| Notre Dame                      | - | - | - |   |
| at Virginia                     | - | - | - |   |
| Georgia Tech at Wake Forest     | - | - | - |   |
| at Louisville                   | - | - | - |   |
| Virginia                        | - | - | - |   |
| at Pittsburgh                   | - | - | - |   |
| Virginia Tech at Boston College | - | - | - |   |
| at Syracuse                     | - | - | - |   |
| vs. Boston College              | - | - | - |   |
| vs. Duke                        | - | - | - |   |
| vs. USC                         | - | - | - |   |
| vs. Auburn                      | - | - | - |   |
| vs. Iowa State                  | - | - | - |   |
| vs. Kansas                      | - | - | - |   |

| 2019-20            |    | P | R | A |
|--------------------|----|---|---|---|
| Louisville         | 9  | 1 | 2 |   |
| Florida Atlantic   | 14 | 3 | 4 |   |
| at UCF             | 15 | 1 | 4 |   |
| Quinnipiac         | 10 | 3 | 3 |   |
| vs. Missouri State | 6  | 1 | 1 |   |
| vs. Florida        | 2  | 2 | 1 |   |
| vs. UConn          | 7  | 3 | 3 |   |
| at Illinois        | 2  | 0 | 0 |   |
| Alabama A&M        | 12 | 4 | 3 |   |
| vs. Temple         | 6  | 0 | 1 |   |
| Coppin State       | 3  | 4 | 6 |   |
| at Clemson         | 3  | 3 | 1 |   |
| Duke               | 6  | 1 | 1 |   |
| at Louisville      | 2  | 0 | 0 |   |
| Pittsburgh         | 6  | 1 | 5 |   |
| at NC State        | 6  | 0 | 0 |   |
| Florida State      | 8  | 3 | 3 |   |
| at Duke            | 0  | 2 | 3 |   |
| at North Carolina  | 9  | 3 | 2 |   |
| Virginia Tech      | 13 | 4 | 6 |   |
| at Pittsburgh      | 11 | 5 | 2 |   |
| NC State           | 20 | 3 | 3 |   |
| at Florida State   | 14 | 2 | 1 |   |
| Boston College     | 9  | 7 | 6 |   |
| Wake Forest        | 2  | 2 | 3 |   |
| at Virginia Tech   | 0  | 1 | 2 |   |
| at Notre Dame      | 12 | 6 | 3 |   |
| at Georgia Tech    | 6  | 1 | 0 |   |
| Virginia           | 6  | 2 | 1 |   |
| Syracuse           | 6  | 2 | 1 |   |
| vs. Clemson        | 0  | 1 | 0 |   |

### BEVERLY CAREER / SEASON HIGHS

- Points**
- Career: 20, vs. NC State, 2/5/20
- Season: 9, vs. UNC Greensboro, 11/11/22
- ACC: 20, vs. NC State, 2/5/20
- Rebounds**
- Career: 11, vs. North Florida, 11/29/20
- Season: 3\*, vs. Florida A&M, 11/15/22
- ACC: 9, at Virginia Tech, 12/29/20
- Assists**
- Career: 9, at Wake Forest, 1/30/21
- Season: 1, vs. UNC Greensboro, 11/11/22
- ACC: 9, at Wake Forest, 1/30/21
- Steals**
- Career: 4, vs. Purdue, 12/8/20
- Season: 2, vs. Florida A&M, 11/15/22
- ACC: 3\*, vs. Virginia Tech, 1/28/20
- Blocked Shots**
- Career: 2\*, at Notre Dame, 2/14/21
- Season: N/A
- ACC: 2\*, at Notre Dame, 2/14/21
- Field Goals Made**
- Career: 7, vs. NC State, 2/5/20
- Season: 3, vs. UNC Greensboro, 11/11/22
- ACC: 7, vs. NC State, 2/5/20
- Field Goal Attempts**
- Career: 14, vs. North Carolina, 1/5/21
- Season: 5-, vs. Maryland, 11/20/22
- ACC: 14, vs. North Carolina, 1/5/21
- 3-Point Field Goals Made**
- Career: 3, vs. UNC Greensboro, 11/11/22
- Season: 3, vs. UNC Greensboro, 11/11/22
- ACC: 2\*, vs. Clemson, 1/2/21
- 3-Point Field Goal Attempts**
- Career: 7, at Pittsburgh, 2/2/20
- Season: 4, vs. UNC Greensboro, 11/11/22
- ACC: 7, at Pittsburgh, 2/2/20
- Free Throws Made**
- Career: 8, at Florida State, 2/8/20
- Season: N/A
- ACC: 8, at Florida State, 2/8/20
- Free Throw Attempts**
- Career: 10, at Florida State, 2/8/20
- Season: N/A
- ACC: 10, at Florida State, 2/8/20
- Minutes**
- Career: 40, vs. NC State, 2/5/20
- Season: 17~\*, vs. Maryland, 11/20/22
- ACC: 40, vs. NC State, 2/5/20

\* Recorded more than once with most recent listed  
~ Regular season game at neutral site

| Year         | CAREER STATISTICS |           |             |             | Total      |            |             | 3-Point   |            |             | Free Throws |            |             | Rebounds  |            |            |            | Scoring   |          |            |            |           |           |            |            |
|--------------|-------------------|-----------|-------------|-------------|------------|------------|-------------|-----------|------------|-------------|-------------|------------|-------------|-----------|------------|------------|------------|-----------|----------|------------|------------|-----------|-----------|------------|------------|
|              | GP                | GS        | Min         | Avg         | FG         | FGA        | Pct         | FG        | FGA        | Pct         | FT          | FTA        | Pct         | Off       | Def        | Tot        | Avg        | PF        | FO       | Ast        | TO         | Blk       | Stl       | Pts        | Avg        |
| 2019-20      | 31                | 5         | 617         | 19.9        | 85         | 210        | .405        | 14        | 64         | .219        | 40          | 54         | .741        | 11        | 60         | 71         | 2.3        | 48        | 0        | 71         | 69         | 6         | 21        | 224        | 7.2        |
| 2020-21      | 19                | 15        | 545         | 28.7        | 51         | 154        | .331        | 7         | 47         | .149        | 19          | 47         | .404        | 6         | 80         | 86         | 4.5        | 32        | 0        | 62         | 52         | 6         | 29        | 128        | 6.7        |
| 2021-22      | 4                 | 0         | 37          | 9.3         | 1          | 7          | .143        | 0         | 2          | .000        | 0           | 0          | .000        | 1         | 6          | 7          | 1.8        | 5         | 0        | 5          | 2          | 0         | 2         | 0.5        |            |
| 2022-23      | 5                 | 0         | 59          | 11.8        | 6          | 15         | .400        | 4         | 9          | .444        | 0           | 0          | .000        | 0         | 4          | 4          | 0.8        | 2         | 0        | 5          | 2          | 0         | 3         | 16         | 3.2        |
| <b>TOTAL</b> | <b>59</b>         | <b>20</b> | <b>1258</b> | <b>21.3</b> | <b>143</b> | <b>386</b> | <b>.370</b> | <b>25</b> | <b>122</b> | <b>.205</b> | <b>59</b>   | <b>101</b> | <b>.584</b> | <b>18</b> | <b>150</b> | <b>168</b> | <b>2.8</b> | <b>87</b> | <b>0</b> | <b>143</b> | <b>125</b> | <b>12</b> | <b>55</b> | <b>370</b> | <b>6.3</b> |





# 0



# AJ CASEY

FIRST-YEAR FRESHMAN | FORWARD | 6-9 | 213

Chicago, Ill. | Whitney Young

- Perhaps Miami's most accomplished and versatile frontcourt player in the freshman class
- Has the size, strength and athletic ability to play the three, four and five
- Can shoot 3-pointers, fill the lane on a fast break and guard multiple positions at the other end
- Will only see a glimpse of his potential as a freshman, but his ceiling is very high
- Between his June 2022 arrival at Miami and September 2022, gained 13 pounds (200 to 213), as well as increased his max bench press by 30 pounds (160 to 190) and his one-step vertical jump by 5.5 inches (30.5 to 36), the latter mark giving him a high touch of 11-9
- Enters the season with the second-highest max front squat on the team (245) after improving his mark by 20 pounds following his arrival at Miami
- Made his collegiate debut in the victory over UNC Greensboro (11/11/22)
- Connected on both his field goals, including one from 3-point range, versus Florida A&M (11/15/22) to record his first five points

| Opposition           | 2022-23 |   |   |
|----------------------|---------|---|---|
|                      | P       | R | A |
| Lafayette            | -       | - | - |
| UNC Greensboro       | 0       | 0 | 0 |
| Florida A&M          | 5       | 1 | 1 |
| vs. Providence       | 2       | 1 | 0 |
| vs. Maryland         | 0       | 2 | 0 |
| St. Francis Brooklyn | -       | - | - |
| at UCF               | -       | - | - |
| Rutgers              | -       | - | - |
| at Louisville        | -       | - | - |
| Cornell              | -       | - | - |
| NC State             | -       | - | - |
| St. Francis (PA)     | -       | - | - |
| Virginia             | -       | - | - |
| Vermont              | -       | - | - |
| at Notre Dame        | -       | - | - |
| at Georgia Tech      | -       | - | - |
| Boston College       | -       | - | - |
| at NC State          | -       | - | - |
| Syracuse             | -       | - | - |
| at Duke              | -       | - | - |
| at Florida State     | -       | - | - |
| at Pittsburgh        | -       | - | - |
| Virginia Tech        | -       | - | - |
| at Clemson           | -       | - | - |
| Duke                 | -       | - | - |
| Louisville           | -       | - | - |
| at North Carolina    | -       | - | - |
| Wake Forest          | -       | - | - |
| at Virginia Tech     | -       | - | - |
| Florida State        | -       | - | - |
| Pittsburgh           | -       | - | - |
| vs. TBD              | -       | - | - |

### CASEY CAREER / SEASON HIGHS

**Points**  
 Career: 5, vs. Florida A&M, 11/15/22  
 Season: 5, vs. Florida A&M, 11/15/22  
 ACC: N/A

**Rebounds**  
 Career: 2~, vs. Maryland, 11/20/22  
 Season: 2~, vs. Maryland, 11/20/22  
 ACC: N/A

**Assists**  
 Career: 1, vs. Florida A&M, 11/15/22  
 Season: 1, vs. Florida A&M, 11/15/22  
 ACC: N/A

### Steals

Career: N/A  
 Season: N/A  
 ACC: N/A

### Blocked Shots

Career: N/A  
 Season: N/A  
 ACC: N/A

### Field Goals Made

Career: 2, vs. Florida A&M, 11/15/22  
 Season: 2, vs. Florida A&M, 11/15/22  
 ACC: N/A

### Field Goal Attempts

Career: 2, vs. Florida A&M, 11/15/22  
 Season: 2, vs. Florida A&M, 11/15/22  
 ACC: N/A

### 3-Point Field Goals Made

Career: 1, vs. Florida A&M, 11/15/22  
 Season: 1, vs. Florida A&M, 11/15/22  
 ACC: N/A

### 3-Point Field Goal Attempts

Career: 1~\*, vs. Maryland, 11/20/22  
 Season: 1~\*, vs. Maryland, 11/20/22  
 ACC: N/A

### Free Throws Made

Career: 2~, vs. Providence, 11/19/22  
 Season: 2~, vs. Providence, 11/19/22  
 ACC: N/A

### Free Throw Attempts

Career: 2~, vs. Providence, 11/19/22  
 Season: 2~, vs. Providence, 11/19/22  
 ACC: N/A

### Minutes

Career: 9~, vs. Providence, 11/19/22  
 Season: 9~, vs. Providence, 11/19/22  
 ACC: N/A

\* Recorded more than once with most recent listed  
 ~ Regular season game at neutral site

**High School:** Graduated from Whitney M. Young Magnet High School ... Consensus four-star recruit ... Tabbed the premier recruit in Illinois by Rivals, as well as third-best by ESPN and fourth-best by 247Sports ... Ranked No. 50 in the country by Rivals and No. 55 by ESPN, both placing him sixth among power forwards ... Finished No. 73 in the 247Sports Composite rankings, good for No. 12 among power forwards ... McDonald's All-American Game nominee ... Four-time all-state pick, three-time *Chicago Sun Times All-Area* designee and two-year team captain ... Put up 19.0 points, 10.0 rebounds, 5.0 assists, 3.0 steals and 3.0 blocks per game as a senior ... Unanimous first team all-state selection ... Named to the City of Palms First Team and the Bass Pro Shops Tournament of Champions First Team ... Guided his team to a 25-10 record, a city title, a conference crown and a state finals berth ... Averaged 16.0 points, 10.0 rebounds, 4.0 assists, 3.0 steals and 2.0 blocks per game as a junior ... Led his team to a 15-1 record and a league title ... Attended Tinley Park High School as a sophomore and eclipsed the career 1,000-point mark ... Played at Simeon Career Academy as a freshman, earning MaxPreps Freshman All-America Honorable Mention status ... Attended four USA Basketball camps: Oct. 2018 Junior National Team (Colorado Springs, Colo.), April 2019 Junior National Team (Minneapolis), May 2019 U16 National Team (Fort Lauderdale, Fla.) and July 2019 Junior National Team (Colorado Springs) ... Helped Meanstreets reach the 2021 Nike EYBL Peach Jam semifinals ... Four-year high school honor roll student graduated with a 3.6 GPA ... Notable Whitney Young graduates include Missouri head basketball coach Dennis Gates, 1991 No. 1 NFL Draft pick Russell Maryland (Miami alumnus), former First Lady Michelle Obama, 2015 top-three NBA Draft pick Jahliil Okafor, 13-year NBA player Quentin Richardson and actor Craig Robinson.

**Personal:** Full name is Andre Thomas Casey Jr. ... Goes by AJ ... Born Jan. 26, 2004 ... Parents are Andre Casey Sr., and Chermere Lanier-Casey ... Has a younger brother, A'mere ... Majoring in communication with an undeclared track ... Favorite athlete is LeBron James because of how he carries himself, his work ethic and the things he does both on and off the court ... Best sports memory is winning the city championship as a senior ... Played football in middle school ... Committed to Miami over DePaul, Gonzaga, Memphis, Michigan and Ohio State, among many others ... Chose Miami because he felt it was the best fit.

| Year    | CAREER STATISTICS |    |     |     | Total |     |      | 3-Point |     |      | Free Throws |     |       | Rebounds |     |     |     | Scoring |    |     |    |     |     |     |     |
|---------|-------------------|----|-----|-----|-------|-----|------|---------|-----|------|-------------|-----|-------|----------|-----|-----|-----|---------|----|-----|----|-----|-----|-----|-----|
|         | GP                | GS | Min | Avg | FG    | FGA | Pct  | FG      | FGA | Pct  | FT          | FTA | Pct   | Off      | Def | Tot | Avg | PF      | FO | Ast | TO | Blk | Stl | Pts | Avg |
| 2022-23 | 4                 | 0  | 24  | 6.0 | 2     | 4   | .500 | 1       | 2   | .500 | 2           | 2   | 1.000 | 1        | 3   | 4   | 1.0 | 4       | 0  | 1   | 0  | 0   | 0   | 7   | 1.8 |
| TOTAL   | 4                 | 0  | 24  | 6.0 | 2     | 4   | .500 | 1       | 2   | .500 | 2           | 2   | 1.000 | 1        | 3   | 4   | 1.0 | 4       | 0  | 1   | 0  | 0   | 0   | 7   | 1.8 |



# FILIPPOS GKOGKOS

FOURTH-YEAR JUNIOR | GUARD | 6-4 | 200

# #10

Athens, Greece | International School of Bucharest (Romania)

- A brilliant student who brings an energetic personality to the team
- Solid shooter and ball-handler
- Grew one inch and added five pounds in advance of the 2022-23 season
- Six of the 11 minutes he played over his first two seasons as a Hurricane came against North Carolina (1/25/20) at the Dean E. Smith Center
- Made his first NCAA Tournament appearance in Miami's Round of 32 win over second-seeded Auburn (3/20/22)

### As a Third-Year Sophomore (2021-22): NABC Honors Court

Appeared in six games, including two in the NCAA Tournament ... Grabbed one board in six total minutes of play ... Season debut came in Kissimmee, Fla., against No. 10/9 Alabama (11/28) ... Pulled down a rebound in the win over eventual NCAA runner-up North Carolina (1/18) ... Appeared in the Hurricanes' NCAA Tournament Round of 32 triumph over No. 8/7 Auburn (3/20) ... Played the final 100 seconds of the season versus the eventual national champion, third-ranked Kansas (3/27), in the Elite Eight.

**As a Sophomore (2020-21):** Season did not count towards eligibility due to COVID-19 pandemic ... Played in four games, all against conference foes ... Finished the year with one rebound in seven minutes of action ... Took classes remotely from Romania during the fall and returned to Miami in January, rejoining the team in advance of its win over No. 16/18 Louisville (1/6/21) ... Made his season debut at No. 16 Florida State (1/27) ... Also earned playing time versus Georgia Tech (2/20) and No. 11/9 Florida State (2/24), as well as on the road against the reigning national champion, No. 21/20 Virginia (3/1).

**As a Freshman (2019-20):** Joined the team as a walk-on ... Appeared in seven games, including five in ACC play ... Totaled three rebounds and one steal in 14 minutes of action ... Made his Miami debut against Quinnipiac (11/16) ... Grabbed two rebounds versus Coppin State (12/21) ... Played a season-high six minutes at North Carolina (1/25) and recorded his first steal ... Pulled down a rebound at eighth-ranked Florida State (2/8).

**High School:** Graduated from the International School of Bucharest in Romania ... Played for Ka Sam Basketball Club ... Aided his team to a third-place finish in the Romanian Basketball Federation tournament in 2019 ... Ranked as a top-five player in the league after averaging 23 points, 12 rebounds and four assists per game ... Helped his team finish second in 2018 after tallying 20 points, 11 boards and five assists per contest ... Finished in fourth place in Romania in 2017 and took second in 2016 ... Competed in national and international fencing tournaments, including winning the Romanian U16 title in 2017 and U17 crown in 2018, as well as the Greek U20 championship in 2018 ... High school prefect and high honors receipt for his academic success.

**Personal:** Full name is Filippos Gkogkos ... Name is pronounced Fill-EEP-Ose GO-Gose ... Goes by Filip ... Born June 16, 2001 ... Parents are Anargyros Gkogkos and Theano Milla ... Father is a business executive and mother owns a company ... Has an older brother, Alexandros ... Double-majoring in business analytics and finance, with a minor in political economy business ... Favorite athlete is LeBron James because of his athletic ability, accomplishments, community involvement and personality ... Best sports memory is winning the Romanian national title in 2015, the year before starting high school ... Chose Miami because of its great business school, receiving an academic scholarship and the opportunities the University provides ... Also considered attending Drexel, Hofstra, North Carolina and San Diego.

| 2022-23              |   |   |   |  |
|----------------------|---|---|---|--|
| Opposition           | P | R | A |  |
| Lafayette            | - | - | - |  |
| UNC Greensboro       | - | - | - |  |
| Florida A&M          | - | - | - |  |
| vs. Providence       | - | - | - |  |
| vs. Maryland         | - | - | - |  |
| St. Francis Brooklyn | - | - | - |  |
| at UCF               | - | - | - |  |
| Rutgers              | - | - | - |  |
| at Louisville        | - | - | - |  |
| Cornell              | - | - | - |  |
| NC State             | - | - | - |  |
| St. Francis (PA)     | - | - | - |  |
| Virginia             | - | - | - |  |
| Vermont              | - | - | - |  |
| at Notre Dame        | - | - | - |  |
| at Georgia Tech      | - | - | - |  |
| Boston College       | - | - | - |  |
| at NC State          | - | - | - |  |
| Syracuse             | - | - | - |  |
| at Duke              | - | - | - |  |
| at Florida State     | - | - | - |  |
| at Pittsburgh        | - | - | - |  |
| Virginia Tech        | - | - | - |  |
| at Clemson           | - | - | - |  |
| Duke                 | - | - | - |  |
| Louisville           | - | - | - |  |
| at North Carolina    | - | - | - |  |
| Wake Forest          | - | - | - |  |
| at Virginia Tech     | - | - | - |  |
| Florida State        | - | - | - |  |
| Pittsburgh           | - | - | - |  |
| vs. TBD              | - | - | - |  |

| 2020-21           |   |   |   |  |
|-------------------|---|---|---|--|
| Opposition        | P | R | A |  |
| North Florida     | - | - | - |  |
| Stetson           | - | - | - |  |
| Purdue            | - | - | - |  |
| FGCU              | - | - | - |  |
| Pittsburgh        | - | - | - |  |
| Jacksonville      | - | - | - |  |
| at Virginia Tech  | - | - | - |  |
| Clemson           | - | - | - |  |
| North Carolina    | - | - | - |  |
| at NC State       | - | - | - |  |
| at Boston College | - | - | - |  |
| Louisville        | - | - | - |  |
| at Syracuse       | - | - | - |  |
| Notre Dame        | - | - | - |  |
| at Florida State  | 0 | 0 | 0 |  |
| at Wake Forest    | - | - | - |  |
| Duke              | - | - | - |  |
| Virginia Tech     | - | - | - |  |
| at Notre Dame     | - | - | - |  |
| Georgia Tech      | 0 | 0 | 0 |  |
| Florida State     | 0 | 1 | 0 |  |
| at Clemson        | - | - | - |  |
| at Virginia       | 0 | 0 | 0 |  |
| Boston College    | - | - | - |  |
| vs. Pittsburgh    | - | - | - |  |
| vs. Clemson       | - | - | - |  |
| vs. Georgia Tech  | - | - | - |  |

| 2021-22             |   |   |   |  |
|---------------------|---|---|---|--|
| Opposition          | P | R | A |  |
| Canisius            | - | - | - |  |
| UCF                 | - | - | - |  |
| at Florida Atlantic | - | - | - |  |
| Florida A&M         | - | - | - |  |
| vs. Dayton          | - | - | - |  |
| vs. North Texas     | - | - | - |  |
| vs. Alabama         | 0 | 0 | 0 |  |
| at Penn State       | - | - | - |  |
| Clemson             | - | - | - |  |
| Lipscomb            | 0 | 0 | 0 |  |
| vs. Fordham         | - | - | - |  |
| Stetson             | - | - | - |  |
| NC State            | - | - | - |  |
| Wake Forest         | - | - | - |  |
| Syracuse            | - | - | - |  |
| at Duke             | - | - | - |  |
| at Florida State    | - | - | - |  |
| North Carolina      | 0 | 1 | 0 |  |
| Florida State       | - | - | - |  |
| at Virginia Tech    | - | - | - |  |
| at Georgia Tech     | - | - | - |  |
| Notre Dame          | - | - | - |  |
| at Virginia         | - | - | - |  |
| Georgia Tech        | - | - | - |  |
| at Wake Forest      | - | - | - |  |
| at Louisville       | - | - | - |  |
| Virginia            | - | - | - |  |
| at Pittsburgh       | 0 | 0 | 0 |  |
| Virginia Tech       | - | - | - |  |
| at Boston College   | - | - | - |  |
| at Syracuse         | - | - | - |  |
| vs. Boston College  | - | - | - |  |
| vs. Duke            | - | - | - |  |
| vs. USC             | - | - | - |  |
| vs. Auburn          | 0 | 0 | 0 |  |
| vs. Iowa State      | - | - | - |  |
| vs. Kansas          | 0 | 0 | 0 |  |

| 2019-20            |   |   |   |  |
|--------------------|---|---|---|--|
| Opposition         | P | R | A |  |
| Louisville         | - | - | - |  |
| Florida Atlantic   | - | - | - |  |
| at UCF             | - | - | - |  |
| Quinnipiac         | 0 | 0 | 0 |  |
| vs. Missouri State | - | - | - |  |
| vs. Florida        | - | - | - |  |
| vs. UConn          | - | - | - |  |
| at Illinois        | - | - | - |  |
| Alabama A&M        | - | - | - |  |
| vs. Temple         | - | - | - |  |
| Coppin State       | 0 | 2 | 0 |  |
| at Clemson         | - | - | - |  |
| Duke               | - | - | - |  |
| at Louisville      | - | - | - |  |
| Pittsburgh         | - | - | - |  |
| at NC State        | 0 | 0 | 0 |  |
| Florida State      | - | - | - |  |
| at Duke            | 0 | 0 | 0 |  |
| at North Carolina  | 0 | 0 | 0 |  |
| Virginia Tech      | - | - | - |  |
| at Pittsburgh      | - | - | - |  |
| NC State           | - | - | - |  |
| at Florida State   | 0 | 1 | 0 |  |
| Boston College     | 0 | 0 | 0 |  |
| Wake Forest        | - | - | - |  |
| at Virginia Tech   | - | - | - |  |
| at Notre Dame      | - | - | - |  |
| at Georgia Tech    | - | - | - |  |
| Virginia           | - | - | - |  |
| Syracuse           | - | - | - |  |
| vs. Clemson        | - | - | - |  |

### GKOGKOS CAREER / SEASON HIGHS

|                                       |
|---------------------------------------|
| <b>Points</b>                         |
| Career: N/A                           |
| Season: N/A                           |
| ACC: N/A                              |
| <b>Rebounds</b>                       |
| Career: 2, vs. Coppin State, 12/21/19 |
| Season: N/A                           |
| ACC: 1*, vs. North Carolina, 1/18/22  |
| <b>Assists</b>                        |
| Career: N/A                           |
| Season: N/A                           |
| ACC: N/A                              |
| <b>Steals</b>                         |
| Career: 1, at North Carolina, 1/25/20 |
| Season: N/A                           |
| ACC: 1, at North Carolina, 1/25/20    |
| <b>Blocked Shots</b>                  |
| Career: N/A                           |
| Season: N/A                           |
| ACC: N/A                              |
| <b>Field Goals Made</b>               |
| Career: N/A                           |
| Season: N/A                           |
| ACC: N/A                              |
| <b>Field Goal Attempts</b>            |
| Career: 2, at North Carolina, 1/25/20 |
| Season: N/A                           |
| ACC: 2, at North Carolina, 1/25/20    |
| <b>3-Point Field Goals Made</b>       |
| Career: N/A                           |
| Season: N/A                           |
| ACC: N/A                              |
| <b>3-Point Field Goal Attempts</b>    |
| Career: 1~, vs. Alabama, 11/28/21     |
| Season: N/A                           |
| ACC: N/A                              |
| <b>Free Throws Made</b>               |
| Career: N/A                           |
| Season: N/A                           |
| ACC: N/A                              |
| <b>Free Throw Attempts</b>            |
| Career: N/A                           |
| Season: N/A                           |
| ACC: N/A                              |
| <b>Minutes</b>                        |
| Career: 6, at North Carolina, 1/25/20 |
| Season: N/A                           |
| ACC: 6, at North Carolina, 1/25/20    |

\* Recorded more than once with most recent listed  
~ Regular season game at neutral site

| Year         | CAREER STATISTICS |          |           |            | Total    |          |             | 3-Point  |          |             | Free Throws |          |             | Rebounds |          |          |            | Scoring  |          |          |          |          |          |          |            |
|--------------|-------------------|----------|-----------|------------|----------|----------|-------------|----------|----------|-------------|-------------|----------|-------------|----------|----------|----------|------------|----------|----------|----------|----------|----------|----------|----------|------------|
|              | GP                | GS       | Min       | Avg        | FG       | FGA      | Pct         | FG       | FGA      | Pct         | FT          | FTA      | Pct         | Off      | Def      | Tot      | Avg        | PF       | FO       | Ast      | TO       | Blk      | Stl      | Pts      | Avg        |
| 2019-20      | 7                 | 0        | 14        | 2.0        | 0        | 3        | .000        | 0        | 0        | .000        | 0           | 0        | .000        | 1        | 2        | 3        | 0.4        | 1        | 0        | 0        | 0        | 0        | 1        | 0        | 0.0        |
| 2020-21      | 4                 | 0        | 6         | 1.5        | 0        | 1        | .000        | 0        | 0        | .000        | 0           | 0        | .000        | 1        | 0        | 1        | 0.3        | 0        | 0        | 0        | 0        | 0        | 0        | 0        | 0.0        |
| 2021-22      | 6                 | 0        | 6         | 1.0        | 0        | 1        | .000        | 0        | 1        | .000        | 0           | 0        | .000        | 0        | 1        | 1        | 0.2        | 0        | 0        | 0        | 0        | 0        | 0        | 0        | 0.0        |
| 2022-23      | -                 | -        | -         | -          | -        | -        | -           | -        | -        | -           | -           | -        | -           | -        | -        | -        | -          | -        | -        | -        | -        | -        | -        | -        | -          |
| <b>TOTAL</b> | <b>17</b>         | <b>0</b> | <b>26</b> | <b>1.5</b> | <b>0</b> | <b>5</b> | <b>.000</b> | <b>0</b> | <b>1</b> | <b>.000</b> | <b>0</b>    | <b>0</b> | <b>.000</b> | <b>2</b> | <b>3</b> | <b>5</b> | <b>0.3</b> | <b>1</b> | <b>0</b> | <b>0</b> | <b>0</b> | <b>0</b> | <b>1</b> | <b>0</b> | <b>0.0</b> |



# #4



# BENSLEY JOSEPH

SECOND-YEAR SOPHOMORE | GUARD | 6-2 | 207

Arlington, Mass. | Putnam Science Academy (Conn.)

- **10-Point Games:** One (one in 2022-23)
- True point guard with strong knowledge of how to quarterback his team on the offensive end
- Miami's best perimeter defender can put great pressure on the ball and guard multiple positions
- Possesses excellent strength and athletic ability
- Grew one inch and added 12 pounds (195 to 207) in advance of the 2022-23 season
- Between May 2022 and September 2022, increased his front squat by 25 pounds, from 225 to a co-team-high 250
- During the same timeframe, upped both his max bench press (200 to 230) and max power clean (195 to 225) by 30 pounds, as well as nearly doubled his max-rep chin-up count (eight to 15) and increased his standing vertical jump by three inches (30.5 to 33.5)
- Connected on seven of his first nine 3-pointers as collegian, including making at least one in each of his first four ACC outings
- Hit two 3-pointers against Syracuse (1/5/22), including the go-ahead shot, during Miami's 24-4 run that turned an 18-point deficit into a two-point lead
- Grabbed a career-high-tying six rebounds and notched his second collegiate blocked shot in the win at Boston College (3/2/22), just eight miles away from his hometown of Arlington, Mass.
- Notched his first collegiate NCAA Tournament rebound and points in the final minute of the Hurricanes' two-point victory over seventh-seeded USC (3/18/22) in the Round of 64
- One of just 13 DI players (min. 20 GP & 20 3PA) in 2021-22 to shoot at least 39 percent from deep and under 30 percent on 2-pointers
- Set career highs in points (12), made field goals (four) and made 3-pointers (three) in the win over Florida A&M (11/15/22), as well as recorded his first collegiate dunk, a fast-break and-one slam

| 2022-23              |    |   |   |  |
|----------------------|----|---|---|--|
| Opposition           | P  | R | A |  |
| Lafayette            | 6  | 5 | 1 |  |
| UNC Greensboro       | 3  | 0 | 2 |  |
| Florida A&M          | 12 | 2 | 2 |  |
| vs. Providence       | 7  | 1 | 1 |  |
| vs. Maryland         | 1  | 3 | 1 |  |
| St. Francis Brooklyn | -  | - | - |  |
| at UCF               | -  | - | - |  |
| Rutgers              | -  | - | - |  |
| at Louisville        | -  | - | - |  |
| Cornell              | -  | - | - |  |
| NC State             | -  | - | - |  |
| St. Francis (PA)     | -  | - | - |  |
| Virginia             | -  | - | - |  |
| Vermont              | -  | - | - |  |
| at Notre Dame        | -  | - | - |  |
| at Georgia Tech      | -  | - | - |  |
| Boston College       | -  | - | - |  |
| at NC State          | -  | - | - |  |
| Syracuse             | -  | - | - |  |
| at Duke              | -  | - | - |  |
| at Florida State     | -  | - | - |  |
| at Pittsburgh        | -  | - | - |  |
| Virginia Tech        | -  | - | - |  |
| at Clemson           | -  | - | - |  |
| Duke                 | -  | - | - |  |
| Louisville           | -  | - | - |  |
| at North Carolina    | -  | - | - |  |
| Wake Forest          | -  | - | - |  |
| at Virginia Tech     | -  | - | - |  |
| Florida State        | -  | - | - |  |
| Pittsburgh           | -  | - | - |  |
| vs. TBD              | -  | - | - |  |

| 2021-22             |   |   |   |  |
|---------------------|---|---|---|--|
| Opposition          | P | R | A |  |
| Canisius            | - | - | - |  |
| UCF                 | 3 | 1 | 1 |  |
| at Florida Atlantic | 4 | 1 | 0 |  |
| Florida A&M         | 0 | 3 | 1 |  |
| vs. Dayton          | 8 | 1 | 1 |  |
| vs. North Texas     | 0 | 0 | 1 |  |
| vs. Alabama         | 0 | 3 | 0 |  |
| at Penn State       | 0 | 2 | 1 |  |
| Clemson             | 3 | 2 | 0 |  |
| Lipscomb            | 0 | 4 | 2 |  |
| vs. Fordham         | 0 | 0 | 1 |  |
| Stetson             | 5 | 2 | 1 |  |
| NC State            | 7 | 1 | 1 |  |
| Wake Forest         | 4 | 0 | 1 |  |
| Syracuse            | 6 | 1 | 1 |  |
| at Duke             | 0 | 0 | 0 |  |
| at Florida State    | 0 | 0 | 0 |  |
| North Carolina      | 5 | 3 | 2 |  |
| Florida State       | 3 | 0 | 0 |  |
| at Virginia Tech    | 0 | 0 | 0 |  |
| at Georgia Tech     | 5 | 5 | 2 |  |
| Notre Dame          | 5 | 2 | 2 |  |
| at Virginia         | 2 | 1 | 1 |  |
| Georgia Tech        | 4 | 6 | 4 |  |
| at Wake Forest      | 2 | 4 | 2 |  |
| at Louisville       | 0 | 2 | 0 |  |
| Virginia            | 2 | 2 | 0 |  |
| at Pittsburgh       | 6 | 0 | 0 |  |
| Virginia Tech       | 0 | 0 | 0 |  |
| at Boston College   | 2 | 6 | 0 |  |
| at Syracuse         | 2 | 1 | 0 |  |
| vs. Boston College  | 0 | 0 | 0 |  |
| vs. Duke            | 0 | 1 | 0 |  |
| vs. USC             | 2 | 1 | 1 |  |
| vs. Auburn          | 0 | 2 | 0 |  |
| vs. Iowa State      | 0 | 0 | 1 |  |
| vs. Kansas          | 2 | 1 | 1 |  |

### JOSEPH CAREER / SEASON HIGHS

**Points**  
 Career: 12, vs. Florida A&M, 11/15/22  
 Season: 12, vs. Florida A&M, 11/15/22  
 ACC: 7, vs. NC State, 12/29/21

**Rebounds**  
 Career: 6\*, at Boston College, 3/2/22  
 Season: 5, vs. Lafayette, 11/7/22  
 ACC: 6\*, at Boston College, 3/2/22

**Assists**  
 Career: 4, vs. Georgia Tech, 2/9/22  
 Season: 2\*, vs. Florida A&M, 11/15/22  
 ACC: 4, vs. Georgia Tech, 2/9/22

**Steals**  
 Career: 2\*, vs. Lafayette, 11/7/22  
 Season: 2 vs. Lafayette, 11/7/22  
 ACC: 2\*, vs. Virginia Tech, 2/26/22

**Blocked Shots**  
 Career: 1+\*, vs. Iowa State, 3/25/22  
 Season: N/A  
 ACC: 1\*, at Boston College, 3/2/22

**Field Goals Made**  
 Career: 4, vs. Florida A&M, 11/15/22  
 Season: 4, vs. Florida A&M, 11/15/22  
 ACC: 2\*, at Pittsburgh, 2/22/22

**Field Goal Attempts**  
 Career: 10, vs. Virginia, 2/19/22  
 Season: 6, vs. Florida A&M, 11/15/22  
 ACC: 10, vs. Virginia, 2/19/22

**3-Point Field Goals Made**  
 Career: 3, vs. Florida A&M, 11/15/22  
 Season: 3, vs. Florida A&M, 11/15/22  
 ACC: 2\*, at Pittsburgh, 2/22/22

**3-Point Field Goal Attempts**  
 Career: 6, vs. Syracuse, 1/5/22  
 Season: 4, vs. Florida A&M, 11/15/22  
 ACC: 6, vs. Syracuse, 1/5/22

**Free Throws Made**  
 Career: 4, at Florida Atlantic, 11/16/21  
 Season: 2, vs. Lafayette, 11/7/22  
 ACC: 2\*, vs. Georgia Tech, 2/9/22

**Free Throw Attempts**  
 Career: 5, vs. Lafayette, 11/7/22  
 Season: 5, vs. Lafayette, 11/7/22  
 ACC: 3, at Georgia Tech, 1/29/22

**Minutes**  
 Career: 28, vs. Georgia Tech, 2/9/22  
 Season: 26, vs. Lafayette, 11/7/22  
 ACC: 28, vs. Georgia Tech, 2/9/22

\* Recorded more than once with most recent listed + NCAA Tournament

**As a Freshman (2021-22):** Appeared in the final 36 games of the season ... Averaged 2.3 points and 1.6 rebounds per game while shooting 39.5 percent (18-of-39) from 3-point range and 83.3 percent (15-of-18) at the line ... Made nine of his first 13 3-point attempts, including seven of his first nine ... After not playing in the season opener, debuted with three points in 17 minutes against UCF (11/13) ... Shot 4-of-4 on free throws, a season high in each area, at Florida Atlantic (11/16) in his first road action ... Posted a season-best eight points on 3-of-4 shooting, including a 2-of-3 clip from deep, against Dayton (11/25) in Kissimmee, Fla. ... Recorded seven points in 19 minutes versus NC State (12/29) ... Scored six points on a pair of 3-pointers, the latter giving Miami the lead after trailing by 18, in the win over Syracuse (1/5) ... Notched five points and two assists in 19 minutes in the victory against eventual NCAA runner-up North Carolina (1/18) ... Finished with five points, five rebounds and two assists in 22 minutes at Georgia Tech (1/29), hitting his lone 3-pointer ... Logged five points and two assists in 19 minutes versus Notre Dame (2/2) ... Set season highs in rebounds (six), assists (four) and minutes (28) against Georgia Tech (2/9), his third multi-assist outing in a four-game stretch after posting just two prior ... Scored six points and made both his 3-pointers at Pittsburgh (2/22) ... Tied his season high with six boards in 20 minutes in a homecoming game at Boston College (3/2) ... Appeared in all four NCAA Tournament games, including notching 15 minutes in the first-round win over No. 21/22 USC (3/18) and 17 in the Elite Eight game against the eventual national champion, third-ranked Kansas (3/27).

**High School:** Graduated from Putnam Science Academy (Conn.) ... Consensus top-150 recruit, unanimously considered the best prospect in Connecticut ... Considered a four-star recruit by ESPN, 247Sports and the 247Sports Composite ... Ranked No. 80 overall and No. 14 among point guards by ESPN ... Placed No. 126 in the 247 rankings, including No. 19 at his position ... Tabbed as the No. 103 recruit, including No. 16 among point guards, by the 247Sports Composite ... Also finished No. 148 in the Rivals rankings, good for No. 27 at his position ... Missed his entire senior season with a left ankle injury sustained in a scrimmage ... Attended Cushing Academy (Mass.) as a junior and served as the team captain ... Averaged 15.4 points, 7.2 rebounds and 6.8 assists per game, en route to Class AA All-NEPSAC honors ... Went to his hometown Arlington High School (Mass.) for two years ... Played on the soccer team as a sophomore ... The Detroit Pistons' Hamidou Diallo also graduated from Putnam, while the Milwaukee Bucks' Pat Connaughton also hails from Arlington, Mass.

**Personal:** Full name is Bensley Ralph Joseph ... Goes by Benz ... Born Feb. 18, 2002, in Miami ... Lived in Miami for the first eight months of his life, before moving to Massachusetts ... Mother is Rachel Lamonge, who is originally from Haiti ... Does not have any siblings ... Majoring in exploratory arts & sciences ... Favorite athlete is Damian Lillard because he is a realist on and off the court, as well as a reliable late-game player ... Best sports memory is hitting a buzzer-beating jump-shot against Canterbury School as a junior and getting mobbed by his teammates ... Committed to Miami over Boston College, Georgetown, Marquette and Providence ... Chose Miami because he felt the staff valued his game and showed the most interest.

| Year         | CAREER STATISTICS |          |            |             | Total     |           |             | 3-Point   |           |             | Free Throws |           |             | Rebounds  |           |           | Scoring    |           |          |           |           |          |           |            |            |
|--------------|-------------------|----------|------------|-------------|-----------|-----------|-------------|-----------|-----------|-------------|-------------|-----------|-------------|-----------|-----------|-----------|------------|-----------|----------|-----------|-----------|----------|-----------|------------|------------|
|              | GP                | GS       | Min        | Avg         | FG        | FGA       | Pct         | FG        | FGA       | Pct         | FT          | FTA       | Pct         | Off       | Def       | Tot       | Avg        | PF        | FO       | Ast       | TO        | Blk      | Stl       | Pts        | Avg        |
| 2021-22      | 36                | 0        | 480        | 13.3        | 26        | 75        | .347        | 15        | 38        | .395        | 15          | 18        | .833        | 10        | 48        | 58        | 1.6        | 42        | 0        | 28        | 25        | 3        | 16        | 82         | 2.3        |
| 2022-23      | 5                 | 0        | 93         | 18.6        | 10        | 18        | .556        | 5         | 12        | .417        | 4           | 8         | .500        | 2         | 9         | 11        | 2.2        | 12        | 0        | 7         | 6         | 0        | 2         | 29         | 5.8        |
| <b>TOTAL</b> | <b>41</b>         | <b>0</b> | <b>573</b> | <b>14.0</b> | <b>36</b> | <b>93</b> | <b>.387</b> | <b>20</b> | <b>50</b> | <b>.400</b> | <b>19</b>   | <b>26</b> | <b>.731</b> | <b>12</b> | <b>57</b> | <b>69</b> | <b>1.7</b> | <b>54</b> | <b>0</b> | <b>35</b> | <b>31</b> | <b>3</b> | <b>18</b> | <b>111</b> | <b>2.7</b> |



# DANILO JOVANOVICH

FIRST-YEAR FRESHMAN | FORWARD | 6-8 | 219

# # 23

Milwaukee, Wis. | Whitnall

- Has the size and skill to play multiple frontcourt positions
- Freshman year will be an important time for his continued growth
- Owns a high basketball IQ that makes him fun to play with and makes a lot of good decisions at both ends of the floor
- Upped his max bench press by 25 pounds (175 to 200) and his front squat by 20 pounds (205 to 225) between his June 2022 arrival at Miami and September 2022
- Missed the season opener versus Lafayette (11/7/22) because of a left ankle injury and missed the following games against both UNC Greensboro (11/11/22) and Florida A&M (11/15/22) due to illness

| 2022-23              |   |   |   |
|----------------------|---|---|---|
| Opposition           | P | R | A |
| Lafayette            | - | - | - |
| UNC Greensboro       | - | - | - |
| Florida A&M          | - | - | - |
| vs. Providence       | - | - | - |
| vs. Maryland         | - | - | - |
| St. Francis Brooklyn | - | - | - |
| at UCF               | - | - | - |
| Rutgers              | - | - | - |
| at Louisville        | - | - | - |
| Cornell              | - | - | - |
| NC State             | - | - | - |
| St. Francis (PA)     | - | - | - |
| Virginia             | - | - | - |
| Vermont              | - | - | - |
| at Notre Dame        | - | - | - |
| at Georgia Tech      | - | - | - |
| Boston College       | - | - | - |
| at NC State          | - | - | - |
| Syracuse             | - | - | - |
| at Duke              | - | - | - |
| at Florida State     | - | - | - |
| at Pittsburgh        | - | - | - |
| Virginia Tech        | - | - | - |
| at Clemson           | - | - | - |
| Duke                 | - | - | - |
| Louisville           | - | - | - |
| at North Carolina    | - | - | - |
| Wake Forest          | - | - | - |
| at Virginia Tech     | - | - | - |
| Florida State        | - | - | - |
| Pittsburgh           | - | - | - |
| vs. TBD              | - | - | - |

### JOVANOVICH CAREER / SEASON HIGHS

|                                    |
|------------------------------------|
| <b>Points</b>                      |
| Career: N/A                        |
| Season: N/A                        |
| ACC: N/A                           |
| <b>Rebounds</b>                    |
| Career: N/A                        |
| Season: N/A                        |
| ACC: N/A                           |
| <b>Assists</b>                     |
| Career: N/A                        |
| Season: N/A                        |
| ACC: N/A                           |
| <b>Steals</b>                      |
| Career: N/A                        |
| Season: N/A                        |
| ACC: N/A                           |
| <b>Blocked Shots</b>               |
| Career: N/A                        |
| Season: N/A                        |
| ACC: N/A                           |
| <b>Field Goals Made</b>            |
| Career: N/A                        |
| Season: N/A                        |
| ACC: N/A                           |
| <b>Field Goal Attempts</b>         |
| Career: N/A                        |
| Season: N/A                        |
| ACC: N/A                           |
| <b>3-Point Field Goals Made</b>    |
| Career: N/A                        |
| Season: N/A                        |
| ACC: N/A                           |
| <b>3-Point Field Goal Attempts</b> |
| Career: N/A                        |
| Season: N/A                        |
| ACC: N/A                           |
| <b>Free Throws Made</b>            |
| Career: N/A                        |
| Season: N/A                        |
| ACC: N/A                           |
| <b>Free Throw Attempts</b>         |
| Career: N/A                        |
| Season: N/A                        |
| ACC: N/A                           |
| <b>Minutes</b>                     |
| Career: N/A                        |
| Season: N/A                        |
| ACC: N/A                           |

\* Recorded more than once with most recent listed

**High School:** Graduated from Whitnall High School ... Labeled a four-star recruit by ESPN and a three-star player by 247Sports and Rivals ... Considered the third-best prospect in Wisconsin by 247Sports and fifth-best by ESPN ... Placed No. 186 in the 247Sports Composite rankings, good for No. 43 among small forwards ... Ranked No. 27 at the power forward position by ESPN ... McDonald's All-American Game nominee ... Two-time unanimous conference player of the year ... Led his team to two conference titles and a regional crown ... Named *Associated Press* First Team All-State as a senior after averaging 29.0 points and 11.0 rebounds per game ... Helped his team to a 21-4 record, including a perfect 12-0 mark in league play ... Tallied 23.0 points and 8.0 rebounds per game as a junior ... First Team All-Conference pick as a sophomore, first of three such honors, after posting 21.0 points per game ... Varsity letter winner as a freshman ... Competing for Phenom University – Team Herro, averaged 15.5 points and 6.8 rebounds per game during the 2021 Nike EYBL slate ... Miami Heat guard Tyler Herro and former Wisconsin quarterback Joel Stave also attended Whitnall.

**Personal:** Full name is Danilo Jovanovich ... Name is pronounced DAHN-Ih-Low Yo-VAHN-Uh-Vich ... Nickname is "DLo" ... Born Oct. 9, 2003 ... Parents are Milan and Bozana Jovanovich ... Has an older sister, Marina Pavlik, and an older brother, Dimitrije Jovanovich ... Majoring in business with an undeclared track... Favorite athlete is Dwyane Wade because of the inspiration provided by watching him play as a child ... Best sports memory is winning the regional championship as a senior ... Pregame superstition is a 30-minute nap followed by a cold shower ... Committed to Miami over offers from DePaul, Illinois, UIC, Milwaukee, Penn State, USC and Wake Forest ... Chose Miami because of the family environment, the quality of the program and the great coaching staff.

| CAREER STATISTICS |    |    |     | Total |    |     | 3-Point |    |     | Free Throws |    |     | Rebounds |     |     |     | Scoring |    |    |     |    |     |     |     |     |
|-------------------|----|----|-----|-------|----|-----|---------|----|-----|-------------|----|-----|----------|-----|-----|-----|---------|----|----|-----|----|-----|-----|-----|-----|
| Year              | GP | GS | Min | Avg   | FG | FGA | Pct     | FG | FGA | Pct         | FT | FTA | Pct      | Off | Def | Tot | Avg     | PF | FO | Ast | TO | Blk | Stl | Pts | Avg |
| 2022-23           | -  | -  | -   | -     | -  | -   | -       | -  | -   | -           | -  | -   | -        | -   | -   | -   | -       | -  | -  | -   | -  | -   | -   | -   | -   |
| <b>TOTAL</b>      | -  | -  | -   | -     | -  | -   | -       | -  | -   | -           | -  | -   | -        | -   | -   | -   | -       | -  | -  | -   | -  | -   | -   | -   | -   |



# JORDAN MILLER

FOURTH-YEAR JUNIOR | GUARD | 6-7 | 195

# # 11

Middleburg, Va. | George Mason | Loudoun Valley

- **30-Point Games:** One (zero in 2022-23)
- **20-Point Games:** Eight (zero in 2022-23)
- **10-Point Games:** 70 (three in 2022-23)
- **10-Rebound Games:** 12 (zero in 2022-23)
- **Five-Assist Games:** Two (zero in 2022-23)
- **Double-Doubles:** Nine (zero in 2022-23)
- Graduated from being a very solid contributor to being a true leader at both ends of the court
- Perhaps Miami's best all-around player and expected to be under consideration for All-ACC honors
- Extremely confident player who can hit open shots and is an outstanding offensive rebounder
- Fun person to play with because of his high basketball IQ, as he makes good decisions on both ends of the court and is an ideal fit for what Miami needs
- Possesses a 6-11 wingspan, a team-best 36-inch standing vertical jump, a team-best 41-inch one-step vertical jump, a team-best high touch of 11-11.5 and a 260-pound max bench press
- Against Lipscomb (12/8/21), became the second of four DI players to tally 12pts/7reb/5stl/3blk/2ast in a game in 2021-22, joining Utah Valley's Fardaws Aimaq (12/1/21 vs. BYU), Arkansas' Jaylin Williams (1/22/22 vs. Texas A&M) and Arkansas State's Norchad Omier (2/23/22 vs. Coastal Carolina), the latter of whom transferred to Miami, as well as the first player to reach each of those figures without recording a turnover versus a DI foe since Charleston Southern's Kelvin Martin on 12/17/11 against the College of Charleston
- Scored a season- and game-high 25 points, tied for the third-most of his career, in the win over NC State (12/29/21), finishing 9-of-16 from the floor, one shy of his career best in makes, and 4-of-6 on 3-pointers, a season high in makes
- Posted 17 points on 7-of-9 shooting, including a 3-of-5 clip from deep, in the victory against Wake Forest (1/1/22) and, with his first basket of the game, eclipsed 1,000 points as a collegian in his 83rd appearance
- Tabbed by ESPN's Seth Greenberg on 1/3/22 as a Co-National Player of the Week after averaging 21.0 points per game in the triumphs over NC State and Wake Forest
- Totaled 11 points, eight rebounds and six steals in the win over Syracuse (1/5/22), one of just 14 DI players with 11p/8r/6s in a game in 2021-22, including one of three in a Power Six league, alongside South Carolina's Erik Stevenson (11/12/21 vs. Princeton) and Arkansas' Jaylin Williams (1/22/22 vs. Texas A&M)
- Scored 17 points in the victory at second-ranked Duke (1/8/22) and grabbed an offensive rebound with 34 seconds left that led to the game-winning basket with 20 ticks remaining
- Notched a season-high four assists and a career-best seven steals at Virginia (2/5/22), the latter figure tying for the most ever by a Hurricane in ACC play, matching the second-highest total in any game in program history, tying the John Paul Jones Arena record and setting the top mark for visiting player
- Tallied a season-high-tying 25 points on 10-of-13 shooting, equaling a career best in makes, and grabbed a season-high 13 rebounds at Syracuse (3/5/22) to notch his first double-double as a Hurricane, as well as scored the final six points in the last 25 seconds of the game to lead Miami to victory
- In the win over Syracuse, became one of eight players in 2021-22 with 25-plus points, 13-plus boards, double-digit made field goals and a perfect free-throw clip against a DI foe, with Kentucky's Oscar Tshiebwe the only other Power Six player on the list
- Scored 13 points on 6-of-8 shooting, the second-best field-goal clip in an ACC Tournament contest in program history, against Boston College (3/10/22) and scored the game-winning basket on a run-out layup to beat the buzzer in overtime
- Posted a 17-point, 13-rebound double-double against seventh-ranked Duke (3/11/22) in the ACC Tournament semifinals, matching his season high in boards and placing second on the program's single-game ACC Tournament leaderboard
- Posted 12 points, three rebounds, two assists, two steals and two blocks in the NCAA Tournament win over second-seeded Auburn (3/20/22), while holding Jabari Smith, a Second Team All-American, to 3-of-16 shooting
- Scored 16 points and shot a perfect 6-of-6 in the Sweet 16 victory over No. 11-seeded Iowa State (3/25/22), becoming the first Hurricane to make at least six field goals in an NCAA Tournament contest without a miss
- Helped Miami to a 15-2 record in his 17 double-digit scoring games in 2021-22
- Averaged 11.8 points per game on 59.8 percent shooting over his final 24 outings in 2021-22, including 13.6 points per contest on a 66.0 percent clip in an 11-game span from 2/16/22 to 3/25/22
- After notching 67 steals in 69 games over three years at George Mason (1.0 spg), registered 63 in 37 games his first year at Miami (1.8 spg)

| 2022-23              |    |   |   |  |
|----------------------|----|---|---|--|
| Opposition           | P  | R | A |  |
| Lafayette            | 9  | 7 | 3 |  |
| UNC Greensboro       | 19 | 7 | 2 |  |
| Florida A&M          | 19 | 9 | 0 |  |
| vs. Providence       | 9  | 9 | 0 |  |
| vs. Maryland         | 18 | 3 | 2 |  |
| St. Francis Brooklyn | -  | - | - |  |
| at UCF               | -  | - | - |  |
| Rutgers              | -  | - | - |  |
| at Louisville        | -  | - | - |  |
| Cornell              | -  | - | - |  |
| NC State             | -  | - | - |  |
| St. Francis (PA)     | -  | - | - |  |
| Virginia             | -  | - | - |  |
| Vermont              | -  | - | - |  |
| at Notre Dame        | -  | - | - |  |
| at Georgia Tech      | -  | - | - |  |
| Boston College       | -  | - | - |  |
| at NC State          | -  | - | - |  |
| Syracuse             | -  | - | - |  |
| at Duke              | -  | - | - |  |
| at Florida State     | -  | - | - |  |
| at Pittsburgh        | -  | - | - |  |
| Virginia Tech        | -  | - | - |  |
| at Clemson           | -  | - | - |  |
| Duke                 | -  | - | - |  |
| Louisville           | -  | - | - |  |
| at North Carolina    | -  | - | - |  |
| Wake Forest          | -  | - | - |  |
| at Virginia Tech     | -  | - | - |  |
| Florida State        | -  | - | - |  |
| Pittsburgh           | -  | - | - |  |
| vs. TBD              | -  | - | - |  |

| 2021-22             |    |    |   |  |
|---------------------|----|----|---|--|
| Opposition          | P  | R  | A |  |
| Canisius            | 5  | 4  | 1 |  |
| UCF                 | 4  | 4  | 0 |  |
| at Florida Atlantic | 2  | 7  | 1 |  |
| Florida A&M         | 9  | 7  | 1 |  |
| vs. Dayton          | 6  | 5  | 1 |  |
| vs. North Texas     | 6  | 5  | 0 |  |
| vs. Alabama         | 6  | 5  | 0 |  |
| at Penn State       | 5  | 5  | 1 |  |
| Clemson             | 13 | 2  | 1 |  |
| Lipscomb            | 12 | 7  | 2 |  |
| vs. Fordham         | 8  | 9  | 1 |  |
| Stetson             | 1  | 11 | 1 |  |
| NC State            | 25 | 5  | 0 |  |
| Wake Forest         | 17 | 1  | 2 |  |
| Syracuse            | 11 | 8  | 1 |  |
| at Duke             | 17 | 5  | 0 |  |
| at Florida State    | 9  | 6  | 1 |  |
| North Carolina      | 2  | 6  | 1 |  |
| Florida State       | 2  | 6  | 1 |  |
| at Virginia Tech    | 18 | 7  | 2 |  |
| at Georgia Tech     | 13 | 8  | 2 |  |
| Notre Dame          | 8  | 6  | 2 |  |
| at Virginia         | 2  | 2  | 4 |  |
| Georgia Tech        | -  | -  | - |  |
| at Wake Forest      | 8  | 6  | 1 |  |
| at Louisville       | 10 | 7  | 2 |  |
| Virginia            | 15 | 6  | 0 |  |
| at Pittsburgh       | 12 | 5  | 2 |  |
| Virginia Tech       | 6  | 6  | 1 |  |
| at Boston College   | 18 | 6  | 1 |  |
| at Syracuse         | 25 | 13 | 1 |  |
| vs. Boston College  | 13 | 3  | 0 |  |
| vs. Duke            | 17 | 13 | 1 |  |
| vs. USC             | 6  | 4  | 1 |  |
| vs. Auburn          | 12 | 3  | 2 |  |
| vs. Iowa State      | 16 | 7  | 2 |  |
| vs. Kansas          | 2  | 4  | 0 |  |

| 2020-21 (at George Mason) |    |    |   |  |
|---------------------------|----|----|---|--|
| Opposition                | P  | R  | A |  |
| vs. Queens (NC)           | 11 | 4  | 1 |  |
| vs. Belmont               | 19 | 9  | 0 |  |
| vs. Howard                | 30 | 8  | 2 |  |
| VMI                       | -  | -  | - |  |
| Towson                    | -  | -  | - |  |
| Norfolk State             | 6  | 2  | 4 |  |
| at UMass                  | 26 | 8  | 5 |  |
| at Dayton                 | 15 | 5  | 2 |  |
| VCU                       | 6  | 3  | 0 |  |
| Richmond                  | 8  | 4  | 3 |  |
| La Salle                  | 10 | 8  | 1 |  |
| at Rhode Island           | 22 | 5  | 2 |  |
| St. Joseph's              | 17 | 6  | 2 |  |
| at St. Joseph's           | 18 | 5  | 1 |  |
| at St. Bonaventure        | 19 | 5  | 1 |  |
| at Dayton                 | 16 | 3  | 1 |  |
| Fordham                   | 16 | 3  | 4 |  |
| at VCU                    | 15 | 9  | 2 |  |
| George Washington         | 14 | 15 | 2 |  |
| at Duke                   | 13 | 5  | 5 |  |
| vs. George Washington     | 19 | 10 | 2 |  |
| vs. Davidson              | 15 | 4  | 0 |  |

**MILLER CAREER / SEASON HIGHS**  
(includes three years at George Mason University)

**Points**  
Career: 30-, vs. Howard, 11/28/20  
Season: 19\*, vs. Florida A&M, 11/15/22  
ACC: 25\*, at Syracuse, 3/5/22

**Rebounds**  
Career: 15, vs. George Washington, 2/24/21  
Season: 9-\*, vs. Providence, 11/19/22  
ACC: 13, at Syracuse, 3/5/22

**Assists**  
Career: 5\*, vs. La Salle, 2/27/21  
Season: 3, vs. Lafayette, 11/7/22  
ACC: 4, at Virginia, 2/5/22

**Steals**  
Career: 7, at Virginia, 2/5/22  
Season: 3\*, vs. Florida A&M, 11/15/22  
ACC: 7, at Virginia, 2/5/22

**Blocked Shots**  
Career: 3, vs. Lipscomb, 12/8/21  
Season: 1-\*, vs. Maryland, 11/20/22  
ACC: 2\*, at Virginia Tech, 1/26/22

**Field Goals Made**  
Career: 10\*, at Syracuse, 3/5/22  
Season: 8\*, vs. Florida A&M, 11/15/22  
ACC: 10, at Syracuse, 3/5/22

**Field Goal Attempts**  
Career: 18\*, vs. St. Joseph's, 1/20/21  
Season: 14-, vs. Maryland, 11/20/22  
ACC: 16, vs. NC State, 12/29/21

**3-Point Field Goals Made**  
Career: 8-, vs. Howard, 11/28/20  
Season: 3, vs. UNC Greensboro, 11/11/22  
ACC: 4, vs. NC State, 12/29/21

**3-Point Field Goal Attempts**  
Career: 10-, vs. Howard, 11/28/20  
Season: 6\*, vs. UNC Greensboro, 11/11/22  
ACC: 6, vs. NC State, 12/29/21

**Free Throws Made**  
Career: 11, vs. Loyola (MD), 11/19/19  
Season: 3-, vs. Maryland, 11/20/22  
ACC: 5, at Syracuse, 3/5/22

**Free Throw Attempts**  
Career: 15, at UMass, 12/30/20  
Season: 3-, vs. Maryland, 11/20/22  
ACC: 5\*, at Syracuse, 3/5/22

**Minutes**  
Career: 48, vs. St. Joseph's, 1/20/21  
Season: 36-, vs. Maryland, 11/20/22  
ACC: 37, vs. NC State, 12/29/21

\* Recorded more than once with most recent listed  
~ Regular season game at neutral site

As a Fourth-Year Junior (2021-22): Played in 36 of 37 games, missing one with a right knee injury, and earned 31 starts ... Averaged 10.0 points, 5.9 rebounds, 1.1 assists and 1.8 steals in 30.8 minutes per contest ... Shot 56.1 percent from the field ... Paced Miami in field-goal percentage, rebounding and offensive rebounding (2.1), while ranking second in total blocks (20) and defensive



# JORDAN MILLER

# #11

rebounding (3.9), plus third in steals ... Finished seventh on Miami's single-season steals list (63), as well as eighth in field-goal percentage (56.1) and No. 11 in minutes (1,110) ... In ACC-only action, placed second on the program's single-season field-goal percentage leaderboard (60.5), as well as No. 10 in rebounding (111) ... Posted seven steals in a game to tie the program record in ACC play and match the second-highest total in any game ... Tied the Miami record for steals in a half (five) in the ACC era ... First player in program history to make at least six field goals in an NCAA Tournament game without a miss ... Tied the program record for steals (four) in an NCAA Tournament contest ... Posted the second-best ACC Tournament single-game field-goal percentage (min. 6 FGM) and co-second-highest rebound total in program history, with 75.0 (6-of-8) and 13 marks, respectively ... Finished fourth in the ACC in steals per game (No. 86 in NCAA) and No. 10 in offensive rebounding ... In ACC-only action, placed second in field-goal percentage (60.5), fourth in steals (1.95), No. 10 in offensive rebounding (2.2) and No. 18 in rebounding (5.8) ... Tied for the most steals in a game (seven) by an ACC player all season ... Tied for eighth in the nation with three five-steals outings, one of only two ACC players to post that many ... First Hurricane since the 1985-86 program rebirth to average at least 10.0 points and 1.5 steals per game while shooting over 55 percent from the field ... Sixth ACC player in the last 30 years—the other five were all top-five NBA Draft picks—to average at least 10.0 points and 1.5 steals per game while shooting over 56 percent from the field, as well as one of three DI players—joining Oscar Tshiebwe and Norchad Omier—to do so in 2021-22 ... Scored in double figures 17 times, all in the last 29 outings—including nine of the final 12 games—with Miami going 15-2 in those contests ... Posted 15-plus points on nine occasions and reached 25 twice ... Grabbed five-plus rebounds 27 times, with seven-plus in 12 games and 11-plus in three ... Posted multiple steals in 19 contests, with three-plus six times and five-plus a team-high thrice ... Blocked multiple shots in five appearances ... Played 30-plus minutes 25 times, including in 24 of his last 28 outings, surpassing 35 on eight occasions ... Registered two double-doubles ... Led or co-led Miami in steals 13 times, in rebounding a team-best 12 times, in blocks nine times, in scoring twice and in assists twice ... Amassed the two highest single-game rebounding totals (13 twice) by a Miami player on the year and tied for the highest single-game steal total (seven) ... Notched the most single-game makes without a miss (six) by a Hurricane all season, as well as tied for the second-most made free throws without a miss (five). *Additional season information available on MiamiHurricanes.com website bio page.*

### As a Junior at George Mason (2020-21): *Third Team All-Atlantic 10 ... DC Paradise Jam All-Tournament Team*

Played in 20 of 22 games, logging 18 starts ... Led the team in points (15.8), rebounds (6.1) and minutes (32.9) per outing, while placing third in both assists (2.0) and steals (1.0) ... Finished sixth in the A-10 in offensive rebounds per game (2.4), as well as No. 10 in scoring and No. 11 in field goal percentage (46.3) ... Scored in double figures 17 times, with 15-plus on 13 occasions and 20-plus thrice ... Grabbed five boards in 13 games, with eight-plus in seven of them, reaching double digits twice ... Played 30-plus minutes 16 times, with 35-plus in nine games and over 40 twice ... Compiled two double-doubles ... Posted 19 points, nine rebounds and a career-high-tying nine steals against Belmont (11/27), shooting 8-of-15 ... Set career highs in points (30) and made 3-pointers, while tying a career best in made field goals, against Howard (11/27), finishing 8-of-10 from deep after making his first six attempts and going 10-of-15 overall, as well as logging eight rebounds ... Notched 26 points, eight rebounds and a career-best five assists in a then-career-high 41 minutes at UMass (12/30), finishing 10-of-15 at the line to set a career high in attempts ... Scored 15 points at Dayton (1/2) ... Logged 10 points and eight boards against La Salle (1/13) ... Recorded 22 points at Rhode Island (1/16), shooting 9-of-17 overall and 4-of-8 on 3-pointers ... Tallied 17 points and six boards in a career-best 48 minutes against St. Joseph's (1/20) ... Notched 18 points in 38 minutes at St. Joseph's (1/23) ... Scored 19 points in 13 minutes at St. Bonaventure (1/30) ... Put up 16 points at Dayton (2/5) ... Compiled 16 points on 7-of-11 shooting against Fordham (2/10) ... Registered 15 points, nine rebounds and three steals in 36 minutes during an overtime win at VCU (2/20) ... Logged a double-double with 14 points and a career-best 15 rebounds versus George Washington (2/24) ... Notched 13 points, a career-high-tying five assists and three steals against La Salle (2/27) to end the regular season ... Tallied a 19-point, 10-rebounds double-double in an A-10 Tournament first-round matchup with George Washington (3/4) ... Capped the season with a 15-point showing versus Davidson (3/5) in the A-10 Tournament quarterfinals, marking his 11th straight game with 13-plus points.

### As a Sophomore at George Mason (2019-20): *Cayman Islands Classic All-Tournament Team*

Lone player to start all 32 games for the Patriots ... Led the team in minutes (32.4), while placing second in scoring (12.7) and third in both rebounding (5.3) and steals (1.1), as well as fourth in assists (1.4) ... Scored double-digit points in 23 games, with 15-plus in 10 and 20-plus in three ... Pulled down five-plus boards 18 times, with eight-plus in seven appearances and double figures twice ... Played at least 30 minutes in 24 games, reaching 35 in 16 of them and 38 in four ... Amassed two double-doubles ... Logged a then-career-best 25 points, shooting 10-of-18 to set a career high in makes, five rebounds and two blocks against LIU (11/13) ... Recorded 23 points and eight rebounds in 35 minutes versus Loyola (MD) (11/19), shooting 11-of-13 from the stripe to set a career best in makes and then-career-best in attempts ... Scored 20 points on 7-of-11 shooting against Nebraska (11/26), adding eight boards ... Tallied 19 points on 8-of-13 shooting, including a 3-of-4 clip from deep, versus Jacksonville State (12/3) ... Put up 17 points on 7-of-11 shooting against UMBC (12/21), adding three steals in 35 minutes ... Scored 15 points at TCU (12/30) ... Posted 13 points at La Salle (1/11) ... Recorded 12 points and six boards in 36 minutes at George Washington (1/15) ... Notched 11 points and seven rebounds against Rhode Island (1/28), the first of 12 straight double-digit showings to end the year ... Registered 15 points, eight rebounds and a season-high four assists in 38 minutes at St. Bonaventure (2/1) ... Compiled 11 points and nine boards in 36 minutes at Richmond (2/18) ... Amassed 10 points, six boards and a co-season-best four assists versus St. Joseph's (2/22) ... Tallied a 13-point, 10-rebound double-double against fourth-ranked Dayton (2/25) ... Followed that with another double-double at Duquesne (2/29), totaling 19 points and a then-career-high 11 rebounds in a then-career-best 39 minutes ... Notched 13 points and five boards against Saint Louis (3/4) ... Scored 17 points on 6-of-10 shooting in a then-career-high-tying 39 minutes at Fordham (3/7) to cap the regular season ... Totaled 19 points and seven rebounds against St. Joseph's (3/11) in the A-10 Tournament opener, shooting 8-of-13 in 38 minutes.

**As a Freshman at George Mason (2018-19):** Appeared the final 17 games of the season, starting the last 16 ... Did not play in the first 16 contests due to an initial redshirt plan ... Led the team in rebounding (7.1), offensive rebounding (3.8) and field goal percentage (61.2), while placing third in scoring (10.4) ... Tallied double-digit points 10 times, with 15-plus twice ... Grabbed five-plus rebounds on 13 occasions, with eight-plus nine times and double digits five times ... Played 30-plus minutes in nine games, reaching 35 twice ... Amassed three double-doubles ... Debuted with a 14-point showing at Rhode Island (1/13), shooting 6-of-8 ... Earned his first start at UMass (1/16) and scored seven points ... Posted his first double-double with 14 points and a season-high 13 rebounds at VCU (2/2), shooting 6-of-8 ... Tallied 14 points on 7-of-8 shooting at Richmond (2/6), adding eight boards ... Recorded 10 points and six boards in a season-high 36 minutes against UMass (2/13) ... Had 10 points and five rebounds in 35 minutes at St. Bonaventure (2/17) ... Compiled nine points and 11 rebounds against Duquesne (2/23) ... Notched a 13-point, 10-rebound double-double against Richmond (2/27), shooting 6-of-9 ... Posted 15 points and 10 rebounds at Saint Louis (3/2), shooting 7-of-10 at the line to set season highs in both areas ... Registered an 11-point, 10-rebound double-double against VCU (3/5) ... Scored 17 points on 6-of-6 shooting at George Washington (3/9) in the regular season finale, adding nine boards ... Pulled down 10 rebounds in an A-10 Tournament first-round matchup with George Washington (3/14) ... Ended the year with a 13-point, eight-rebound showing against St. Bonaventure (3/15) in the A-10 Tournament quarterfinals.

**High School:** Graduated from Loudoun Valley High School ... Competed in the prestigious Capital Classic in 2018 ... Set his school's scoring record with over 1,700 career points ... Two-time VHSL all-state honoree ... Selected to *The Washington Post* First Team All-Met as a senior after helping his team to the state semifinals ... Named the VHSL 4A Player of the Year and a WaPo Second Team All-Met designee as a junior ... Led his team to a 30-1 record and the first state title in school history, notching a game-high 26 points in the championship ... Competed on the track & field team in the high jump and 200m ... Played on the AAU circuit with the D1SA Spartans.

**Personal:** Full name is Jordan Tyler Miller ... Born Jan. 23, 2000 in Anaheim, Calif., and moved to Virginia at age six ... Parents are Jeffery and Donna ... Has three older brothers: Jeffery Jr., Justyn and Jovon, the latter of whom played basketball at Ferrum College ... Majoring in communication studies with a minor in sport administration ... Favorite athlete is Kobe Bryant ... Best sports memory is winning a high school state title ... Chose Miami because he felt it was his best option and the staff showed him they really cared.

| Year         | CAREER STATISTICS |            |             |             | Total      |             |             | 3-Point   |            |             | Free Throws |            |             | Rebounds   |            |            |            | Scoring    |          |            |            |           |            |             |             |
|--------------|-------------------|------------|-------------|-------------|------------|-------------|-------------|-----------|------------|-------------|-------------|------------|-------------|------------|------------|------------|------------|------------|----------|------------|------------|-----------|------------|-------------|-------------|
|              | GP                | GS         | Min         | Avg         | FG         | FGA         | Pct         | FG        | FGA        | Pct         | FT          | FTA        | Pct         | Off        | Def        | Tot        | Avg        | PF         | FO       | Ast        | TO         | Blk       | Stl        | Pts         | Avg         |
| 2018-19*     | 17                | 16         | 502         | 29.5        | 71         | 116         | .612        | 6         | 18         | .333        | 29          | 47         | .617        | 64         | 56         | 110        | 7.1        | 41         | 1        | 11         | 19         | 13        | 14         | 177         | 10.4        |
| 2019-20*     | 32                | 32         | 1037        | 32.4        | 145        | 324         | .448        | 33        | 100        | .330        | 82          | 117        | .701        | 70         | 98         | 168        | 5.3        | 71         | 2        | 46         | 59         | 5         | 34         | 405         | 12.7        |
| 2020-21*     | 20                | 18         | 660         | 33.0        | 118        | 255         | .463        | 24        | 72         | .333        | 55          | 71         | .775        | 48         | 73         | 121        | 6.1        | 32         | 0        | 40         | 38         | 7         | 19         | 315         | 15.8        |
| 2021-22      | 36                | 31         | 1105        | 30.7        | 147        | 262         | .561        | 19        | 65         | .292        | 48          | 68         | .706        | 75         | 139        | 214        | 5.9        | 73         | 2        | 40         | 31         | 20        | 63         | 361         | 10.0        |
| 2022-23      | 5                 | 5          | 168         | 33.6        | 30         | 57          | .526        | 7         | 20         | .350        | 7           | 7          | 1.000       | 14         | 21         | 35         | 7.0        | 10         | 0        | 7          | 7          | 4         | 9          | 74          | 14.8        |
| <b>GMU</b>   | <b>69</b>         | <b>66</b>  | <b>2199</b> | <b>31.9</b> | <b>334</b> | <b>695</b>  | <b>.481</b> | <b>63</b> | <b>190</b> | <b>.332</b> | <b>166</b>  | <b>235</b> | <b>.706</b> | <b>182</b> | <b>227</b> | <b>409</b> | <b>5.9</b> | <b>144</b> | <b>3</b> | <b>97</b>  | <b>116</b> | <b>25</b> | <b>67</b>  | <b>897</b>  | <b>13.0</b> |
| <b>MIAMI</b> | <b>41</b>         | <b>36</b>  | <b>1273</b> | <b>31.0</b> | <b>177</b> | <b>319</b>  | <b>.555</b> | <b>26</b> | <b>85</b>  | <b>.306</b> | <b>55</b>   | <b>75</b>  | <b>.733</b> | <b>89</b>  | <b>160</b> | <b>249</b> | <b>6.1</b> | <b>83</b>  | <b>2</b> | <b>47</b>  | <b>38</b>  | <b>24</b> | <b>72</b>  | <b>435</b>  | <b>10.6</b> |
| <b>TOTAL</b> | <b>110</b>        | <b>102</b> | <b>3472</b> | <b>31.6</b> | <b>511</b> | <b>1014</b> | <b>.504</b> | <b>89</b> | <b>275</b> | <b>.324</b> | <b>221</b>  | <b>310</b> | <b>.713</b> | <b>271</b> | <b>387</b> | <b>658</b> | <b>6.0</b> | <b>227</b> | <b>5</b> | <b>144</b> | <b>154</b> | <b>49</b> | <b>139</b> | <b>1332</b> | <b>12.1</b> |

\* - at George Mason University



# NORCHAD OMIER

THIRD-YEAR SOPHOMORE | FORWARD | 6-7 | 248

# #15

Bluefields, Nicaragua | Arkansas State | Miami Prep (Fla.)

- **30-Point Games:** Three (zero in 2022-23)
- **20-Point Games:** 16 (one in 2022-23)
- **10-Point Games:** 43 (four in 2022-23)
- **20-Rebound Games:** Two (zero in 2022-23)
- **10-Rebound Games:** 43 (three in 2022-23)
- **Double-Doubles:** 37 (two in 2022-23)
- Incredibly gifted athlete whose contagious energy and enthusiasm exceed even his own physical capability
- Instant leader in the Miami program is an outstanding defender, rebounder, scorer and teammate
- Will develop into a fan favorite because of his unique personality and limitless exuberance
- Owns a 6-11.5 wingspan, a 37.5-inch one-step vertical jump and an 11-10 high touch
- Between his May 2022 arrival at Miami and September 2022, increased his max power clean by 35 pounds (200 to 235) and his max bench press by 20 pounds (255 to team-high 275)
- One of three DI players, alongside Fardaws Aimaq and Armando Bacot, to post 800-plus points and 630-plus rebounds across the 2020-21 and 2021-22 seasons
- One of eight DI players in a three-decade span (1992-2022) to average 17.0 points and 12.0 rebounds per game while shooting at least 60.0 percent from the floor, alongside the 2021-22 National Player of the Year (Oscar Tshiebwe), three No. 1 overall NBA Draft choices (Blake Griffin in 2008-09, Andrew Bogut in 2004-05 and Tim Duncan in 1996-97), two other first-round picks (Kenneth Faried in 2010-11 and Chris Kaman in 2002-03) and another NBA draftee (Marcus Mann in 1995-96)
- Seventh DI player in three decades (1992-2022) to tally 500 points, 350 rebounds, 50 blocks and 40 steals in a season while shooting at least 60.0 percent, joining Oscar Tshiebwe, three No. 1 overall NBA Draft picks (Anthony Davis in 2011-12, Elton Brand in 1998-99 and Chris Webber in 1992-93) and two more first-round picks (Brice Johnson in 2015-16 and Kenneth Faried in 2010-11)
- With his 23-point, 25-rebound performance against UL Monroe (2/3/22), posted the fourth 20p/25r showing against a DI foe in a 12-year span (2010-22), including the first since LIU Brooklyn's Trey Flowers on 2/8/20 versus Merrimack
- Totaled 23 points, 15 rebounds, a co-career-high three assists, a career-best five steals and five blocks in 38 minutes against Coastal Carolina (2/23/22), becoming the first DI player in the last 25 years (1997-2022) with 20p/15r/3a/5s/5b in a game
- Tabbed the No. 11 player in the transfer portal by ESPN, No. 14 by Field of 68 and No. 15 by Stadium
- Active leader in rebounding average among all Division I players at 12.0 per game (as of 11/21/22)
- Posted an 11-point, 15-rebound double-double against Lafayette (11/7/22), becoming the first Hurricane with a 15-rebound game in nearly two years (Nysier Brooks on 12/12/20 against FGCU)
- Recorded four assists against UNC Greensboro (11/11/22) in his second game at Miami after never hitting that mark in two seasons at Arkansas State
- Recorded Miami's first 20-point showing of the year with 21 on 10-of-12 shooting versus Florida A&M (11/15/22), including a 7-of-7 clip before the break that matched the best single-half performance of the ACC era (2004-present) by a Hurricane
- Led all players in points (19) and rebounds (12) in Miami's neutral-site win over reigning BIG EAST champion Providence (11/19/22)

| 2022-23              |    |    |   |  |
|----------------------|----|----|---|--|
| Opposition           | P  | R  | A |  |
| Lafayette            | 11 | 15 | 1 |  |
| UNC Greensboro       | 6  | 11 | 4 |  |
| Florida A&M          | 21 | 7  | 2 |  |
| vs. Providence       | 19 | 12 | 0 |  |
| vs. Maryland         | 14 | 6  | 0 |  |
| St. Francis Brooklyn | -  | -  | - |  |
| at UCF               | -  | -  | - |  |
| Rutgers              | -  | -  | - |  |
| at Louisville        | -  | -  | - |  |
| Cornell              | -  | -  | - |  |
| NC State             | -  | -  | - |  |
| St. Francis (PA)     | -  | -  | - |  |
| Virginia             | -  | -  | - |  |
| Vermont              | -  | -  | - |  |
| at Notre Dame        | -  | -  | - |  |
| at Georgia Tech      | -  | -  | - |  |
| Boston College       | -  | -  | - |  |
| at NC State          | -  | -  | - |  |
| Syracuse             | -  | -  | - |  |
| at Duke              | -  | -  | - |  |
| at Florida State     | -  | -  | - |  |
| at Pittsburgh        | -  | -  | - |  |
| Virginia Tech        | -  | -  | - |  |
| at Clemson           | -  | -  | - |  |
| Duke                 | -  | -  | - |  |
| Louisville           | -  | -  | - |  |
| at North Carolina    | -  | -  | - |  |
| Wake Forest          | -  | -  | - |  |
| at Virginia Tech     | -  | -  | - |  |
| Florida State        | -  | -  | - |  |
| Pittsburgh           | -  | -  | - |  |
| vs. TBD              | -  | -  | - |  |

| 2021-22                |    |    |   |  |
|------------------------|----|----|---|--|
| Opposition             | P  | R  | A |  |
| Harding                | 15 | 12 | 1 |  |
| at Illinois            | 4  | 5  | 0 |  |
| Central Baptist        | 16 | 6  | 0 |  |
| at SEMO                | 18 | 12 | 3 |  |
| Morehead State         | 9  | 8  | 1 |  |
| Kansas City            | 10 | 8  | 1 |  |
| Central Arkansas       | 19 | 13 | 1 |  |
| at Arkansas-Pine Bluff | 14 | 12 | 3 |  |
| at Miss. Valley State  | 15 | 15 | 2 |  |
| at Texas Tech          | 5  | 7  | 1 |  |
| Air Force              | 22 | 16 | 0 |  |
| Lyon                   | 31 | 10 | 1 |  |
| Georgia Southern       | 18 | 11 | 2 |  |
| at Louisiana           | 29 | 17 | 0 |  |
| at UL Monroe           | 24 | 11 | 1 |  |
| UT Arlington           | 18 | 16 | 2 |  |
| Texas State            | 23 | 13 | 1 |  |
| at Appalachian State   | 11 | 10 | 0 |  |
| at Coastal Carolina    | 22 | 10 | 1 |  |
| UL Monroe              | 23 | 26 | 0 |  |
| Louisiana              | 8  | 17 | 2 |  |
| at Troy                | 31 | 11 | 1 |  |
| at South Alabama       | 9  | 9  | 1 |  |
| at Texas State         | 14 | 9  | 1 |  |
| at UT Arlington        | 22 | 16 | 2 |  |
| Coastal Carolina       | 23 | 15 | 3 |  |
| Appalachian State      | 11 | 8  | 1 |  |
| vs. UL Monroe          | 35 | 13 | 1 |  |
| vs. Georgia State      | 21 | 17 | 1 |  |

| 2020-21              |    |    |   |  |
|----------------------|----|----|---|--|
| Opposition           | P  | R  | A |  |
| at Marshall          | -  | -  | - |  |
| at Morehead State    | 5  | 6  | 0 |  |
| at Memphis           | 6  | 5  | 1 |  |
| Crowley's Ridge      | 21 | 13 | 1 |  |
| Arkansas-Pine Bluff  | 21 | 19 | 3 |  |
| Central Baptist      | 16 | 10 | 3 |  |
| Champion Christian   | 14 | 16 | 1 |  |
| at UL Monroe         | 6  | 10 | 1 |  |
| at UL Monroe         | 9  | 10 | 0 |  |
| UL Monroe            | 8  | 12 | 0 |  |
| UL Monroe            | 22 | 17 | 0 |  |
| at Louisiana         | 13 | 10 | 0 |  |
| at Louisiana         | 15 | 13 | 0 |  |
| UT Arlington         | 15 | 20 | 0 |  |
| UT Arlington         | 14 | 10 | 1 |  |
| Louisiana            | 9  | 9  | 1 |  |
| Louisiana            | 14 | 10 | 1 |  |
| Little Rock          | 11 | 11 | 1 |  |
| at Little Rock       | 4  | 6  | 1 |  |
| Texas State          | 16 | 14 | 0 |  |
| at UT Arlington      | 15 | 14 | 0 |  |
| at UT Arlington      | 9  | 11 | 0 |  |
| vs. Georgia Southern | 10 | 18 | 1 |  |
| vs. Georgia State    | 16 | 18 | 2 |  |

### OMIER CAREER / SEASON HIGHS (includes two years at Arkansas State University) Points

Career: 35%, vs. UL Monroe, 3/3/22  
Season: 21, vs. Florida A&M, 11/15/22  
ACC: N/A

### Rebounds

Career: 26, vs. UL Monroe, 2/3/22  
Season: 15, vs. Lafayette, 11/7/22  
ACC: N/A

### Assists

Career: 4, vs. UNC Greensboro, 11/11/22  
Season: 4, vs. UNC Greensboro, 11/11/22  
ACC: N/A

### Steals

Career: 5, vs. Coastal Carolina, 2/3/22  
Season: 3, vs. Florida A&M, 11/15/22  
ACC: N/A

### Blocked Shots

Career: 6, vs. Air Force, 12/19/21  
Season: 2~, vs. Providence, 11/19/22  
ACC: N/A

### Field Goals Made

Career: 15, vs. Lyon, 12/15/21  
Season: 10, vs. Florida A&M, 11/15/22  
ACC: N/A

### Field Goal Attempts

Career: 21%, vs. UL Monroe, 3/3/22  
Season: 12, vs. Florida A&M, 11/15/22  
ACC: N/A

### 3-Point Field Goals Made

Career: 1~\*, vs. Maryland, 11/20/22  
Season: 1~, vs. Maryland, 11/20/22  
ACC: N/A

### 3-Point Field Goal Attempts

Career: 2~, vs. Maryland, 11/20/22  
Season: 2~, vs. Maryland, 11/20/22  
ACC: N/A

### Free Throws Made

Career: 9%, vs. UL Monroe, 3/3/22  
Season: 5~\*, vs. Providence, 11/19/22  
ACC: N/A

### Free Throw Attempts

Career: 12%, vs. UL Monroe, 3/3/22  
Season: 9, vs. Lafayette, 11/7/22  
ACC: N/A

### Minutes

Career: 39\*, at UL Monroe, 1/18/22  
Season: 35, vs. Lafayette, 11/7/22  
ACC: N/A

\* Recorded more than once with most recent listed  
~ Regular season game at neutral site  
% Sun Belt Tournament

### As a Third-Year Sophomore (2022-23): Karl Malone Award Watch List

### As a Second-Year Freshman at Arkansas State (2021-22): Sun Belt Player of the Year ... Sun Belt Defensive Player of the Year ... KenPom Sun Belt Player of the Year ... First Team All-Sun Belt ... NABC First Team All-District 23 ... Preseason Sun Belt Player of the Year ... Preseason First Team All-Sun Belt ... Four-time Sun Belt Player of the Week (12/21, 12/28, 1/11, 1/25)

Played in all 29 contests, starting 28 ... Averaged 17.9 points, 12.2 rebounds, 1.2 assists, 1.6 steals and 2.0 blocks in 28.9 minutes per game ... Shot 63.2 percent from the floor and 72.9 percent at the line ... Registered 20 double-doubles, including 10 in a row ... Led the team in scoring, made field goals (203), field-goal percentage, made free throws (113), free-throw attempts (155), rebounding, offensive rebounding (4.0), defensive rebounding (8.2) and blocked shots ... Placed second in steals and third in free-throw percentage ... Finished second all-time at Arkansas State in career rebounding average (12.2), fifth in career blocks (90) and sixth in career field-goal percentage (59.4) ... Set the Red Wolves' single-season offensive rebounding record (116), while placing second in total rebounds (353), eighth in rebounding average and eighth in total blocks (57) ... Fourth Sun Belt Player of the Year recipient—third individual—in Arkansas State history and first since 1998-99 ... Fourth Sun Belt Defensive Player of the Year designee—third individual—in program history and first since 2001-02 ... Fifth two-time First Team All-Sun Belt honoree at Arkansas State and first since 2001-02 ... Third player in league history to win Sun Belt Player of the Year and Defensive Player of the Year in the same season and first since 2003-04 ... Eighth underclassman ever to win Sun Belt Player of the Year ... Tied for the second-highest single-game rebounding total (26) in program history, grabbing the most by any Arkansas State player since 3/2/70 ... Tied for the sixth-most single-game made field goals without a miss (six) ever by a Red Wolf ... Recorded the 34th 35-point showing in school history ... Led the Sun Belt in double-doubles (sixth in NCAA), field-goal percentage (eighth in NCAA), rebounding (fourth in NCAA), offensive rebounding (third in NCAA) and defensive rebounding (seventh in NCAA) ... Finished second in scoring (No. 70 in NCAA), made field goals (No. 79 in NCAA) and block per game (No. 45 in NCAA), as well as third in made free throws (No. 124 in NCAA) and free-throw attempts (No. 97 in NCAA) ... Also placed seventh in steals per game (No. 147 in NCAA), No. 10 in free-throw percentage and No. 24 in minutes per game ... In league-only play, led the Sun Belt in field-goal percentage (63.4), rebounding (13.3), offensive



# NORCHAD OMIER

# #15

rebounding (3.7) and defensive rebounding (9.5) ... Placed second in scoring (17.9), made free throws (64) and free-throw attempts (90), plus third in blocks (2.0), fifth in steals (1.7), No. 10 in minutes (33.0) and No. 13 in free-throw percentage (71.1) ... Posted four of the five highest single-game rebounding totals by a Sun Belt player, including the top mark (26) ... Logged the most single-game made field goals (15) by any player in the league and tied for the highest single-game block total (six) ... First player in league history to average 19.0 points and 13.0 rebounds in conference action ... Lone DI player in the last 30 years to average at least 17.5 points, 12.0 rebounds, 1.5 steals and 1.5 blocks per game while shooting over 60 percent from the floor in a season, with Louisiana Tech's Paul Millsap (2005-06) the only other one to do so at 55-plus percent ... Joined Utah Valley's Fardaws Aimaq and Kentucky's Oscar Tshiebwe as the only DI players to average 17.0 points and 12.0 rebounds per game in 2021-22, becoming the first individuals to do so since 2017-18 ... The 21st DI player—23rd occurrence—with 500p/350r/50b/40s in a season over the past 30 years, including one of seven to shoot over 60 percent, alongside Tshiebwe, North Carolina's Bryce Johnson in 2015-16, Kentucky's Anthony Davis in 2011-12, Morehead State's Kenneth Faried in 2010-11, Duke's Elton Brand in 1998-99 and Michigan's Chris Webber in 1992-93 ... Posted the second-highest single-game rebounding total of any DI player in 2021-22 and the co-fourth-highest mark by any player against a DI foe in the last 12 seasons (2010-22) ... Scored double-digit points 24 times, with 15-plus nine times, 20-plus 12 times, 29-plus four times and 31-plus thrice ... Pulled down at least five rebounds in every game, with 10-plus in 21, 12-plus in 15, 15-plus in nine and 17-plus in four ... Distributed multiple assists eight times, with three thrice ... Recorded multiple steals 12 times, with three-plus six times and four-plus thrice ... Blocked a shot in 24 outings, with multiple in 15, three-plus in eight and five-plus in three ... Played 30-plus minutes 13 times, with 35-plus 10 times and 38-plus four times ... Solely paced the Red Wolves in rebounding 27 times and tied for the top mark in the other two games ... Led or co-led Arkansas State in blocks a team-best 22 times, including eight games in a row, as well as in scoring a team-best 17 times and in steals in 12 times ... Registered the 11 highest single-game rebounding totals by an Arkansas State player, the 10 highest single-game made field-goal figures, the eight top single-game block marks and the top four single-game point totals ... Also posted the most made field goals without a miss (six) and the co-highest single-game steals figure (five) ... Made the second-most free throws without a miss (seven) ... Averaged 20.8 points and 13.4 rebounds per game overall the final 19 contests, posting at least eight and eight in every one. *Additional season information available on MiamiHurricanes.com website bio page.*

**Nicaraguan National Team (Summer 2021):** Played in six of seven games, including four wins, during FIBA World Cup 2023 Americas Pre-Qualifiers ... Averaged 15.0 points, 11.8 rebounds, 2.0 assists, 1.7 blocks and 1.5 steals per contest, logging five double-doubles ... Helped Nicaragua advance to Phase B of the qualifiers with wins over Guyana, Jamaica and El Salvador in April in San Salvador, El Salvador ... Registered 14 points and 10 rebounds in opener against Guyana, 14 points and 13 rebounds versus Jamaica and then 13 points and five rebounds against El Salvador ... Posted a double-double in all three games of second-round qualifiers in July in Santiago, Chile ... Tallied 20 points and 13 rebounds in win over Paraguay, 11 points and 12 rebounds versus Bolivia and then 18 points and 18 rebounds against undefeated Chile.

**As a Freshman at Arkansas State (2020-21): Sun Belt Freshman of the Year ... First Team All-Sun Belt ... Collegelinsider.com Kyle Macy Freshman All-American ... NABC Second Team All-District 23**

Appeared in 23 of 24 games, starting his final 22 outings ... Averaged 12.6 points, 12.3 rebounds, 1.2 steals and 1.4 blocks in 26.7 minutes per game ... Shot 53.9 percent from the field ... Tallied 15 double-doubles ... Paced the team in made field goals (118), field-goal percentage, rebounding, offensive rebounding (4.0), defensive rebounding (8.3), blocks and steals ... Ranked second in scoring, as well as third in made free throws (53), free-throw attempts (77) and minutes ... Tied for the seventh-best single-season rebounding average in program history with the best mark since 1971-72 and tied for No. 10 in single-season total rebounds (282) ... Broke the school's single-season rebounding record that stood for 52 years and finished seventh in points (289) ... Second Sun Belt Freshman of the Year ever at Arkansas State ... Program's first player to earn First Team All-Sun Belt accolades since 2006-07 ... Third freshman in conference history to claim First Team All-Sun Belt honors (starting in 2002-03) and first since 2015-16 ... Posted the 31st 20-rebound performance in program history ... Led the Sun Belt in double-doubles (fifth in NCAA; first among freshmen), rebounding (third in NCAA) and defensive rebounding (seventh in NCAA) ... Ranked second in offensive rebounding (fifth in NCAA), third in field-goal percentage (No. 44 in NCAA), fourth in blocks per game (No. 86 in NCAA), No. 14 in made field goals and No. 21 in scoring ... In conference-only action, paced the league in rebounding (11.9) and offensive rebounding (4.0) ... Placed second in defensive rebounding (7.9), fourth in blocks (1.6), ninth in field-goal percentage (50.3), co-No. 11 in made field goals (76) and No. 22 in scoring (12.0) ... Tied for the highest single-game rebounding total (20) by a Sun Belt player ... Fourth DI freshman since 1992-93 to average at least 12.0 points and 12.0 rebounds per game, alongside Kansas State's Michael Beasley in 2007-08, Louisiana Tech's Paul Millsap in 2003-04 and Colgate's Adonal Foyle in 1994-95, as well as the 49th total DI player (min. 20 GP)—61st occurrence—and fourth from the Sun Belt to do so during that time ... Just the 16th player (min. 20 GP)—20th occurrence—of that group to also average a steal and a block, including the second freshman, alongside Beasley, and only Sun Belt player ... The 33rd DI freshman (min. 20 GP) since 1992-93 to average a double-double and first in the Sun Belt since Louisiana's Shawn Long in 2012-13 ... Scored in double figures 15 times, reaching 15 points nine times and eclipsing 20 thrice ... Grabbed five-plus rebounds in every game, with 10-plus 19 times, good for second-most in the country, while reaching 12-plus 11 times, 16-plus six times, 18-plus four times and 20 once ... Dished out multiple assists on three occasions ... Tallied multiple steals in eight games, with three-plus twice ... Blocked multiple shots 12 times, reaching three in four contests ... Played 30-plus minutes eight times, including 35-plus twice ... Solely led the team in rebounding 20 times and tied for the lead in two of his other three appearances ... Led or co-led the Red Wolves in blocks 16 times, including eight games in a row, as well as in steals 10 times, scoring eight times and assists once ... Amassed the top nine single-game rebounding totals by an Arkansas State player, as well as all five three-block outings and the lone four-steal performance ... Tied for the second-most made field goals in a single game (eight, three times) and for the third-highest single-game point total (22). *Additional season information available on MiamiHurricanes.com website bio page.*

**High School:** Attended nearby Miami Prep for a postgraduate year and recorded a double-double in all 46 appearances ... Averaged 26.7 points and 20.3 rebounds per game ... Led his team to a 41-5 record ... Tallied 40 points and 17 rebounds against renowned IMG Academy ... Graduated high school from Colegio Adventista de Bluefields ... During his junior year there, aided the team to an undefeated record and a national title ... Also won the CODICADER (Central America) tournament championship, claiming MVP honors ... Competed in baseball, soccer, swimming, track and volleyball during his high school tenure ... Three-year honor roll student.

**Personal:** Full name is Norchad Bascom Omier Rojas ... Last name is pronounced Oh-MEER ... Nickname is Chad ... Born Aug. 28, 2001 ... Majoring in sport administration with a minor in marketing ... Parents are Halstead Omier and Norma Rojas ... Father builds houses and mother is a nurse ... Has an older brother, Bezaleel and an older sister, Anesha ... Favorite athlete is Giannis Antetokounmpo because of his background and his inspiring success story ... Best sports memory is winning the Nicaraguan national championship and the CODICADER tournament with his high school team in 2018... First person from Nicaragua to attend a Division I school on a basketball scholarship ... Committed to Miami over Florida State, Georgetown, Texas Tech and others ... Chose Miami because of the caliber of the basketball program, to be close to his family and the Latin community in the area.

| Year         | CAREER STATISTICS |           |             |             | Total      |            |             | 3-Point  |           |             | Free Throws |            |             | Rebounds   |            |            |             | Scoring    |          |           |            |           |           |            |             |
|--------------|-------------------|-----------|-------------|-------------|------------|------------|-------------|----------|-----------|-------------|-------------|------------|-------------|------------|------------|------------|-------------|------------|----------|-----------|------------|-----------|-----------|------------|-------------|
|              | GP                | GS        | Min         | Avg         | FG         | FGA        | Pct         | FG       | FGA       | Pct         | FT          | FTA        | Pct         | Off        | Def        | Tot        | Avg         | PF         | FO       | Ast       | TO         | Blk       | Stl       | Pts        | Avg         |
| 2020-21*     | 23                | 22        | 614         | 26.7        | 118        | 219        | .539        | 0        | 3         | .000        | 53          | 77         | .688        | 92         | 190        | 282        | 12.3        | 72         | 2        | 18        | 41         | 33        | 28        | 289        | 12.6        |
| 2021-22*     | 29                | 28        | 839         | 28.9        | 203        | 321        | .632        | 1        | 3         | .333        | 113         | 155        | .729        | 116        | 237        | 353        | 12.2        | 97         | 7        | 34        | 78         | 57        | 46        | 520        | 17.9        |
| 2022-23      | 5                 | 5         | 153         | 30.6        | 29         | 47         | .617        | 1        | 4         | .250        | 12          | 17         | .706        | 22         | 29         | 51         | 10.2        | 16         | 0        | 7         | 12         | 5         | 6         | 71         | 14.2        |
| <b>ASU</b>   | <b>52</b>         | <b>50</b> | <b>1453</b> | <b>27.9</b> | <b>321</b> | <b>540</b> | <b>.594</b> | <b>1</b> | <b>6</b>  | <b>.167</b> | <b>166</b>  | <b>232</b> | <b>.716</b> | <b>208</b> | <b>427</b> | <b>635</b> | <b>12.2</b> | <b>169</b> | <b>9</b> | <b>52</b> | <b>119</b> | <b>90</b> | <b>74</b> | <b>809</b> | <b>15.6</b> |
| <b>TOTAL</b> | <b>57</b>         | <b>55</b> | <b>1606</b> | <b>28.2</b> | <b>350</b> | <b>587</b> | <b>.596</b> | <b>2</b> | <b>10</b> | <b>.200</b> | <b>178</b>  | <b>249</b> | <b>.715</b> | <b>230</b> | <b>456</b> | <b>686</b> | <b>12.0</b> | <b>185</b> | <b>9</b> | <b>59</b> | <b>131</b> | <b>95</b> | <b>80</b> | <b>880</b> | <b>15.4</b> |

\* - at Arkansas State University





# THOMAS OOSTERBROEK

SECOND-YEAR SOPHOMORE | FORWARD | 6-8 | 215

# # 32

Amsterdam, Netherlands | Brentwood School (Calif.)

- Walk-on with size, strength and shooting ability is a great addition to the program
- Really helpful in practice and very popular amongst his teammates
- Grew one inch and lost 20 pounds (235 to 215) in advance of the 2022-23 season
- One of 11 DI players who dropped 20-plus pounds between 2021-22 and 2022-23, including one of three who did not do so as a transfer, per Ken Pomeroy
- Between June 2022 and September 2022, upped his max front squat by 40 pounds (185 to 225) and his max bench press by 30 pounds (165 to 195), as well as tripled his max-rep chin-up count (three to nine)
- Earned four Division I scholarship offers, but elected to attend Miami and walk on to the basketball team
- Scored the first point of his career on a free throw in the final minute of the win over North Carolina (1/18/22) in his first action in ACC play
- Made his NCAA Tournament debut in the Elite Eight matchup with Kansas (3/27/22)

| 2022-23              |   |   |   |
|----------------------|---|---|---|
| Opposition           | P | R | A |
| Lafayette            | - | - | - |
| UNC Greensboro       | - | - | - |
| Florida A&M          | - | - | - |
| vs. Providence       | - | - | - |
| vs. Maryland         | - | - | - |
| St. Francis Brooklyn | - | - | - |
| at UCF               | - | - | - |
| Rutgers              | - | - | - |
| at Louisville        | - | - | - |
| Cornell              | - | - | - |
| NC State             | - | - | - |
| St. Francis (PA)     | - | - | - |
| Virginia             | - | - | - |
| Vermont              | - | - | - |
| at Notre Dame        | - | - | - |
| at Georgia Tech      | - | - | - |
| Boston College       | - | - | - |
| at NC State          | - | - | - |
| Syracuse             | - | - | - |
| at Duke              | - | - | - |
| at Florida State     | - | - | - |
| at Pittsburgh        | - | - | - |
| Virginia Tech        | - | - | - |
| at Clemson           | - | - | - |
| Duke                 | - | - | - |
| Louisville           | - | - | - |
| at North Carolina    | - | - | - |
| Wake Forest          | - | - | - |
| at Virginia Tech     | - | - | - |
| Florida State        | - | - | - |
| Pittsburgh           | - | - | - |
| vs. TBD              | - | - | - |

| 2021-22             |   |   |   |
|---------------------|---|---|---|
| Opposition          | P | R | A |
| Canisius            | - | - | - |
| UCF                 | - | - | - |
| at Florida Atlantic | - | - | - |
| Florida A&M         | - | - | - |
| vs. Dayton          | - | - | - |
| vs. North Texas     | - | - | - |
| vs. Alabama         | 0 | 0 | 0 |
| at Penn State       | - | - | - |
| Clemson             | - | - | - |
| Lipscomb            | 0 | 0 | 0 |
| vs. Fordham         | - | - | - |
| Stetson             | - | - | - |
| NC State            | - | - | - |
| Wake Forest         | - | - | - |
| Syracuse            | - | - | - |
| at Duke             | - | - | - |
| at Florida State    | - | - | - |
| North Carolina      | 1 | 0 | 0 |
| Florida State       | - | - | - |
| at Virginia Tech    | - | - | - |
| at Georgia Tech     | - | - | - |
| Notre Dame          | - | - | - |
| at Virginia         | - | - | - |
| Georgia Tech        | - | - | - |
| at Wake Forest      | - | - | - |
| at Louisville       | - | - | - |
| Virginia            | - | - | - |
| at Pittsburgh       | - | - | - |
| Virginia Tech       | - | - | - |
| at Boston College   | - | - | - |
| at Syracuse         | - | - | - |
| vs. Boston College  | - | - | - |
| vs. Duke            | - | - | - |
| vs. USC             | - | - | - |
| vs. Auburn          | - | - | - |
| vs. Iowa State      | - | - | - |
| vs. Kansas          | 0 | 0 | 0 |

### OOSTERBROEK CAREER / SEASON HIGHS

**Points**  
 Career: 1, vs. North Carolina, 1/18/22  
 Season: N/A  
 ACC: 1, vs. North Carolina, 1/18/22

### Rebounds

Career: N/A  
 Season: N/A  
 ACC: N/A

### Assists

Career: N/A  
 Season: N/A  
 ACC: N/A

### Steals

Career: N/A  
 Season: N/A  
 ACC: N/A

### Blocked Shots

Career: N/A  
 Season: N/A  
 ACC: N/A

### Field Goals Made

Career: N/A  
 Season: N/A  
 ACC: N/A

### Field Goal Attempts

Career: N/A  
 Season: N/A  
 ACC: N/A

### 3-Point Field Goals Made

Career: N/A  
 Season: N/A  
 ACC: N/A

### 3-Point Field Goal Attempts

Career: N/A  
 Season: N/A  
 ACC: N/A

### Free Throws Made

Career: 1, vs. North Carolina, 1/18/22  
 Season: N/A  
 ACC: 1, vs. North Carolina, 1/18/22

### Free Throw Attempts

Career: 2, vs. North Carolina, 1/18/22  
 Season: N/A  
 ACC: 2, vs. North Carolina, 1/18/22

### Minutes

Career: 2-, vs. Alabama, 11/28/21  
 Season: N/A  
 ACC: 1, vs. North Carolina, 1/18/22

\* Recorded more than once with most recent listed  
 ~ Regular season game at neutral site

**As a Freshman (2021-22):** Joined the team as a walk-on ... Played in four games ... Totaled one point in four minutes of action ... Made his collegiate debut against No. 10/9 Alabama (11/28) in Kissimmee, Fla. ... Scored his first point on a free throw in the victory over eventual NCAA runner-up North Carolina (1/18) ... Played the final minute of the season in the Elite Eight matchup with the eventual national champion, third-ranked Kansas (3/27).

**High School:** Graduated from Brentwood School (Calif.) ... Averaged 21.0 points, 13.0 rebounds, 4.0 assists and 1.5 blocks per game as a senior ... Earned First Team All-Gold Coast League and team MVP recognition ... Led his team to the state playoffs ... Posted 9.3 points, 5.5 rebounds and 1.0 assist per game as a junior, helping his team reach the second round of the state playoffs ... Tra Holder, a former First Team All-Pac-12 guard at Arizona State, also attended Brentwood, as did Jonah Hill and Adam Levine ... Honor Roll student as both a junior and senior.

**Personal:** Full name is Thomas Jan Enoma William Oosterbroek ... Born Jan. 2, 2003, in Amsterdam and lived there until 2009 ... Lived in New York from 2009-13 and in Miami from 2013-15 before moving to Los Angeles ... Parents are April McDaniel and the late Norman Oosterbroek ... Mother is the founder of an events and corporate parties company ... Has an older brother, Brian, and a younger brother, Knox ... Majoring in exploratory arts & sciences with a minor in sport administration ... Favorite athlete is LeBron James because he is a great role model and a dominant player who makes others better ... Best sports memory is, as a senior, hitting a step-back corner 3-pointer to force overtime in an eventual win against Beverly Hills High School ... Received scholarship offers from UC Santa Barbara, Cal State Fullerton, Eastern Washington and Loyola Chicago, as well as interest from Montana State, Rutgers and Utah ... Chose to attend Miami because he previously lived in the area, he loved the campus and location and he wanted to part of a quality basketball program with excellent coaches.

| CAREER STATISTICS |          |          |          |            | Total    |          |             | 3-Point  |          |             | Free Throws |          |             | Rebounds |          |          |            | Scoring  |          |          |          |          |          |          |            |
|-------------------|----------|----------|----------|------------|----------|----------|-------------|----------|----------|-------------|-------------|----------|-------------|----------|----------|----------|------------|----------|----------|----------|----------|----------|----------|----------|------------|
| Year              | GP       | GS       | Min      | Avg        | FG       | FGA      | Pct         | FG       | FGA      | Pct         | FT          | FTA      | Pct         | Off      | Def      | Tot      | Avg        | PF       | FO       | Ast      | TO       | Blk      | Stl      | Pts      | Avg        |
| 2021-22           | 4        | 0        | 5        | 1.3        | 0        | 0        | .000        | 0        | 0        | .000        | 1           | 2        | .500        | 0        | 0        | 0        | 0.0        | 1        | 0        | 0        | 0        | 0        | 0        | 1        | 0.3        |
| 2022-23           | -        | -        | -        | -          | -        | -        | -           | -        | -        | -           | -           | -        | -           | -        | -        | -        | -          | -        | -        | -        | -        | -        | -        | -        | -          |
| <b>TOTAL</b>      | <b>4</b> | <b>0</b> | <b>5</b> | <b>1.3</b> | <b>0</b> | <b>0</b> | <b>.000</b> | <b>0</b> | <b>0</b> | <b>.000</b> | <b>1</b>    | <b>2</b> | <b>.500</b> | <b>0</b> | <b>0</b> | <b>0</b> | <b>0.0</b> | <b>1</b> | <b>0</b> | <b>0</b> | <b>0</b> | <b>0</b> | <b>0</b> | <b>1</b> | <b>0.3</b> |



# NIJEL PACK

THIRD-YEAR SOPHOMORE | GUARD | 6-0 | 184

# #24

Indianapolis, Ind. | Kansas State | Lawrence Central

- **30-Point Games:** Three (zero in 2022-23)
- **20-Point Games:** 10 (zero in 2022-23)
- **10-Point Games:** 47 (three in 2022-23)
- **Five-Assist Games:** 15 (zero in 2022-23)
- A proven scorer who is making the transition from the two to the one and did an outstanding job of doing so in the offseason
- An established 3-point shooter with unlimited range who can quarterback a team as a floor general
- Upped his max power clean by 30 pounds (145 to 175) between his June 2022 arrival at Miami and Septemeber 2022
- One of six DI players with 150-plus made 3-pointers on at least a 40 percent clip over the 2020-21 and 2021-22 seasons, alongside Max Abmas, Collin Gillespie, Alex Hunter, Tajion Jones and Dru Kuxhausen
- Scored 35 points on 12-of-18 shooting, including an 8-of-12 clip from deep, against Kansas (1/22/22), becoming one of four DI players in 2021-22 to log 35 points, 12 made field goals and eight made 3-pointers in a game while hitting two-thirds of his overall and long-range shots
- Labeled the second-best player in the transfer portal by ESPN, as well as third-best by Stadium and fourth-best by both 247Sports and Field of 68

| 2022-23              |    |   |   |  |
|----------------------|----|---|---|--|
| Opposition           | P  | R | A |  |
| Lafayette            | 16 | 5 | 2 |  |
| UNC Greensboro       | 14 | 1 | 4 |  |
| Florida A&M          | 4  | 1 | 4 |  |
| vs. Providence       | 11 | 3 | 2 |  |
| vs. Maryland         | 7  | 0 | 1 |  |
| St. Francis Brooklyn | -  | - | - |  |
| at UCF               | -  | - | - |  |
| Rutgers              | -  | - | - |  |
| at Louisville        | -  | - | - |  |
| Cornell              | -  | - | - |  |
| NC State             | -  | - | - |  |
| St. Francis (PA)     | -  | - | - |  |
| Virginia             | -  | - | - |  |
| Vermont              | -  | - | - |  |
| at Notre Dame        | -  | - | - |  |
| at Georgia Tech      | -  | - | - |  |
| Boston College       | -  | - | - |  |
| at NC State          | -  | - | - |  |
| Syracuse             | -  | - | - |  |
| at Duke              | -  | - | - |  |
| at Florida State     | -  | - | - |  |
| at Pittsburgh        | -  | - | - |  |
| Virginia Tech        | -  | - | - |  |
| at Clemson           | -  | - | - |  |
| Duke                 | -  | - | - |  |
| Louisville           | -  | - | - |  |
| at North Carolina    | -  | - | - |  |
| Wake Forest          | -  | - | - |  |
| at Virginia Tech     | -  | - | - |  |
| Florida State        | -  | - | - |  |
| Pittsburgh           | -  | - | - |  |
| vs. TBD              | -  | - | - |  |

| 2021-22           |    |   |   |  |
|-------------------|----|---|---|--|
| Opposition        | P  | R | A |  |
| Florida A&M       | 18 | 3 | 3 |  |
| Omaha             | 15 | 0 | 5 |  |
| vs. Arkansas      | 14 | 2 | 2 |  |
| vs. Illinois      | 15 | 4 | 0 |  |
| North Dakota      | 16 | 3 | 2 |  |
| Albany            | 17 | 5 | 3 |  |
| at Wichita State  | -  | - | - |  |
| Marquette         | -  | - | - |  |
| Green Bay         | 6  | 1 | 1 |  |
| at Nebraska       | 15 | 8 | 5 |  |
| McNeese State     | 18 | 5 | 1 |  |
| at Oklahoma       | 17 | 2 | 2 |  |
| Texas             | 21 | 5 | 3 |  |
| at West Virginia  | 20 | 5 | 0 |  |
| TCU               | 10 | 4 | 2 |  |
| Texas Tech        | 14 | 7 | 1 |  |
| at Texas          | 16 | 1 | 2 |  |
| Kansas            | 35 | 4 | 2 |  |
| at Baylor         | 13 | 2 | 1 |  |
| at Ole Miss       | 18 | 2 | 7 |  |
| Oklahoma State    | 22 | 3 | 2 |  |
| at TCU            | 20 | 4 | 3 |  |
| Baylor            | 31 | 3 | 2 |  |
| at Iowa State     | 19 | 6 | 3 |  |
| West Virginia     | 13 | 6 | 5 |  |
| at Oklahoma State | 16 | 8 | 1 |  |
| at Kansas         | 13 | 3 | 2 |  |
| Iowa State        | 32 | 2 | 1 |  |
| at Texas Tech     | 13 | 3 | 3 |  |
| Oklahoma          | 10 | 3 | 0 |  |
| vs. West Virginia | 18 | 6 | 1 |  |

| 2020-21           |    |   |   |  |
|-------------------|----|---|---|--|
| Opposition        | P  | R | A |  |
| Drake             | 9  | 1 | 5 |  |
| Colorado          | 12 | 2 | 1 |  |
| Kansas City       | 14 | 6 | 3 |  |
| UNLV              | 9  | 5 | 7 |  |
| Fory Hays State   | 6  | 5 | 5 |  |
| Milwaukee         | 12 | 6 | 5 |  |
| at Iowa State     | 8  | 2 | 2 |  |
| Baylor            | 4  | 5 | 5 |  |
| Jacksonville      | 16 | 6 | 5 |  |
| Omaha             | 9  | 2 | 1 |  |
| TCU               | 12 | 0 | 2 |  |
| at Texas Tech     | 17 | 1 | 2 |  |
| Oklahoma State    | -  | - | - |  |
| at Texas          | -  | - | - |  |
| at Oklahoma       | -  | - | - |  |
| West Virginia     | -  | - | - |  |
| at Baylor         | 11 | 5 | 5 |  |
| Texas A&M         | 26 | 3 | 5 |  |
| at Kansas         | 10 | 5 | 3 |  |
| Texas Tech        | 16 | 7 | 2 |  |
| Texas             | 22 | 5 | 2 |  |
| at Oklahoma State | 14 | 1 | 3 |  |
| Kansas            | 6  | 4 | 5 |  |
| at TCU            | 12 | 3 | 5 |  |
| Oklahoma          | 9  | 4 | 9 |  |
| at West Virginia  | -  | - | - |  |
| Iowa State        | 10 | 2 | 2 |  |
| vs. TCU           | 23 | 6 | 5 |  |
| vs. Baylor        | 18 | 2 | 2 |  |

### PACK CAREER / SEASON HIGHS (includes two years at Kansas State University) Points

Career: 35, vs. Kansas, 1/22/22  
Season: 16, vs. Lafayette, 11/7/22  
ACC: N/A

### Rebounds

Career: 8\*, at Oklahoma State, 2/19/22  
Season: 5, vs. Lafayette, 11/7/22  
ACC: N/A

### Assists

Career: 9, vs. Oklahoma, 2/23/21  
Season: 4\*, vs. Florida A&M, 11/15/22  
ACC: N/A

### Steals

Career: 4, at TCU, 2/5/22  
Season: 3, vs. Florida A&M, 11/15/22  
ACC: N/A

### Blocked Shots

Career: 2, at Iowa State, 2/12/22  
Season: 1, vs. Florida A&M, 11/15/22  
ACC: N/A

### Field Goals Made

Career: 12, vs. Kansas, 1/22/22  
Season: 6, vs. UNC Greensboro, 11/11/22  
ACC: N/A

### Field Goal Attempts

Career: 19, vs. Baylor, 2/9/22  
Season: 14, vs. UNC Greensboro, 11/11/22  
ACC: N/A

### 3-Point Field Goals Made

Career: 8\*, vs. Kansas, 1/22/22  
Season: 4, vs. Lafayette, 11/7/22  
ACC: N/A

### 3-Point Field Goal Attempts

Career: 15, at West Virginia, 1/8/22  
Season: 10~\*, vs. Maryland, 11/20/22  
ACC: N/A

### Free Throws Made

Career: 7, vs. Baylor, 2/9/22  
Season: 2, vs. Lafayette, 11/7/22  
ACC: N/A

### Free Throw Attempts

Career: 10, vs. Baylor, 2/9/22  
Season: 2, vs. Lafayette, 11/7/22  
ACC: N/A

### Minutes

Career: 42, at Oklahoma State, 2/19/22  
Season: 35, vs. UNC Greensboro, 11/11/22  
ACC: N/A

\* Recorded more than once with most recent listed  
~ Regular season game at neutral site

**As a Third-Year Sophomore (2022-23): Naismith Trophy Preseason Watch List ... Wooden Award Preseason Watch List**

**As a Second-Year Freshman at Kansas State (2021-22): Big 12 Most Improved Player ... First Team All-Big 12 ... Associated Press First Team All-Big 12 ... NABC First Team All-District 8 ... USBWA All-District VI ... Two-time Big 12 Player of the Week (1/24 & 2/7)**

Appeared in 29 of 31 games, missing two due to injury, and made 28 starts ... Averaged 17.4 points, 3.8 rebounds, 2.2 assists and 1.3 steals in 33.0 minutes per contest ... Shot 44.5 percent from the floor, 43.6 percent beyond the arc and 84.5 percent at the line ... Led the team in scoring, made field goals (175), field-goal percentage (min. 2 FGM per game), made 3-pointers (95), 3-point percentage, free-throw percentage (min. 1.5 FTM per game) and minutes ... Placed second in assists and steals, as well as third in made free throws (60), free-throw attempts (71) and rebounding ... Ended his Kansas State career third in 3-point percentage (42.3) and No. 10 in made 3-pointers (155) ... Set a school record by making a 3-pointer in 34 straight games, breaking the prior mark of 25 that stood for over 30 years, after connecting in all 29 outings of 2021-22 and the last five his rookie year ... Third-most single-season made 3-pointers in program history, including the most since Jacob Pullen in 2009-10 and the top mark ever by a sophomore ... Eighth-best single-season 3-point clip by a Wildcat ... Tied for the second-highest single-game made 3-pointers total (eight) in program history, matching the top mark in Big 12 play ... Sixth Wildcat named a First Team All-Big 12 designee and first to win Big 12 Most Improved Player ... Eighth player in school history to win multiple Big 12 Player of the Week accolades in the same season and first since Nino Williams in 2014-15 ... Scored in double figures the final 22 games of the year, including all 18 in Big 12 play, good for the longest stretch by a Kansas State player since 2010 ... Tallied the most 30-point games in a season (three) by a Wildcat since Rodney McGruder in 2011-12 ... Posted the seventh-highest single-game point total in Big 12 play (35) in program history ... Led the Big 12 in 3-point percentage (fifth in NCAA) and made 3-pointers per game (3.3; No. 14 in NCAA) ... Finished second in the Big 12 in made 3-pointers (No. 29 in NCAA), third in points per game (No. 88 in NCAA), fourth in field-goal percentage (No. 173 in NCAA), sixth in made field goals, seventh in minutes per game, No. 11 in steals per game and No. 18 in assists per game ... Ranked No. 29 in the NCAA in total made 3-pointers ... In Big 12-only action, paced the league in made field goals (116), made 3-pointers (61) and made 3-pointers per game (3.4) ... Ranked second in scoring (18.6) and 3-point percentage (43.3), plus fourth in both minutes per game (35.6) and field-goal percentage (45.3), as well as eighth in steals per game (1.5) and No. 19 in assists per game (1.9) ... Logged three of the eight instances of a Big 12 player surpassing 30 points, while no other player had more than one, and tallied the co-second-highest single-game point total (35) by any player in the conference ... Tied for the fourth-most single-game made field goals (12) by any player in the Big 12 ... Posted a Big 12-best four outings with six-plus made 3-pointers and tied for the most makes (eight) in a game by any player in the conference ... Tied for the third-highest single-game 3-point percentage (.800; 4-of-5) by a Big 12 player ... Tied for No. 13 nationally with three games scoring over 30 points and tied for eighth nationally with a trio of games logging 30-plus points, 10 made field goals and four made 3-pointers ... Among 64 DI players with at least 28 13-point performances ... Fourth Big 12 player in the last 15 years—alongside Kansas' Frank Mason in 2016-17, Oklahoma State's Jeffrey Carroll in 2016-17 and Oklahoma's



# NIJEL PACK

# #24

Buddy Hield in 2015-16—to average 17.0 points per game on 43 percent 3-point shooting, as well as one of six DI players (min. 15 GP and 1 3PM per game) to do so in 2021-22... Lone DI (min. 15 GP and 1 3PM per game) player in 2021-22 and the 17th Power Six player—18th occurrence—in the last 30 years to average 17.0 points per game while shooting 44 percent from the field, 43 percent beyond the arc and 84 percent at the line, including first since Villanova’s Mikal Bridges in 2017-18 and the first Big 12 player since Oklahoma’s Buddy Hield in 2015-16 ... Scored 30-plus points thrice, 20-plus seven times, 15-plus 20 times and 10-plus 28 times, all team bests ... Grabbed at least five rebounds 10 times, with seven-plus thrice ... Posted three-plus assists in 10 outings, with five-plus in four ... Notched multiple steals 10 times, with three-plus five times ... Made multiple 3-pointers 25 times, with four-plus 11 times and six-plus four times ... Played at least 35 minutes on 14 occasions, reaching 39-plus three times, all in a five-game span ... Led or co-led Kansas State in scoring a team-best 18 times, in steals nine times, in assists five times, in rebounding thrice and in blocks twice ... Recorded the team’s three highest single-game scoring totals, as well as the top marks in made field goals (12) and made 3-pointers (eight) ... Posted two of the five instances of a Wildcat making five-plus free throws without a miss ... Averaged 18.5 points per game in 10 appearances against ranked foes and scored 13-plus in each outing, including posting 23.0 points per game in four contests versus top-10 foes ... Averaged 18.6 points per game in the final 19 contests, including 21.1 in an 11-game stretch from 1/22 to 2/26. *Additional season information available on MiamiHurricanes.com website bio page.*

### As a Freshman at Kansas State (2020-21): Academic All-Big 12 Rookie Team

Started 24 of 29 games and was unavailable for the other five ... Averaged 12.7 points, 3.7 rebounds, 3.8 assists and 1.2 steals in 33.6 minutes per game ... Shot 41.8 percent from the field, 40.5 percent on 3-pointers and 79.4 percent at the stripe ... Led the team in scoring, assists per game, 3-point percentage and free-throw percentage, while tying for first in made 3-pointers (60) ... Placed second in made field goals (109), steals per game and minutes ... Third true freshman to lead Kansas State in scoring, alongside Marcus Foster (2013-14) and Michael Beasley (2007-08) ... Placed top-10 all-time among Kansas State freshmen in nine categories: second in made 3-pointers, third in 3-point percentage, fifth in total assists (91), ninth in total points (305) and No. 10 each in made field goals (109), field-goal attempts (261), total steals (28), minutes (806) and starts (24) ... Tied for the second-highest single-game made 3-pointers total (eight) in program history, setting the record by a freshman and equaling the top mark in Big 12 play ... Posted the third-most single-game assists (nine) by a freshman in program history and marked the highest total since Clent Stewart on 3/5/05 ... Finished second in the Big 12 in 3-point percentage (No. 26 in NCAA), fourth in made 3-pointers per game (2.5; No. 81 in NCAA), fourth in assist-to-turnover ratio (1.83; No. 129 in NCAA) and eighth in made 3-pointers (No. 83 in NCAA) ... Also placed No. 10 in assists per game, No. 10 in minutes per game, No. 11 in steals per game and No. 19 in scoring ... In Big 12-only play, if qualified by playing enough games, would have ranked fourth in assist-to-turnover ratio (1.74), seventh in minutes per game (34.7), ninth in assists per game (3.6), No. 15 in made 3-pointers per game (1.8), No. 16 in steals per game (1.2) and No. 22 in scoring (11.6) ... Tied for the second-most made 3-pointers in a game by a Big 12 player, as well as tied for the third-best single-game 3-point percentage (83.3; 5-of-6) ... One of three true freshmen to finish top-20 in the league in scoring, alongside Oklahoma State’s Cade Cunningham and TCU’s Mike Miles ... Scored in double figures 16 times, including in 12 of his final 14 outings, with 16-plus points seven times and 22-plus thrice ... Pulled down five-plus boards on 11 occasions ... Distributed at least three assists in 14 appearances, with five-plus in 11 and seven-plus twice ... Tallied multiple steals in nine games ... Made multiple 3-pointers in 16 outings, with four-plus in six and six-plus twice ... Played at least 30 minutes 19 times, including in 13 of his last 14 appearances, and 35-plus 11 times ... Led or co-led Kansas State in assists 12 times, in scoring 11 times and in steals four times ... Registered all three instances of a Wildcat making five-plus 3-pointers, both outings with at least an 80 percent 3-point clip and the top single-game assist total ... Averaged 12.7 points per game in 10 matchups with a ranked team, scoring 10-plus points in seven of them ... Tallied 15.1 points per game in the last 11 outings of the year, reaching double figures nine times. *Additional season information available on MiamiHurricanes.com website bio page.*

**High School:** Graduated from Lawrence Central High School ... Tabbed a four-star recruit by ESPN and Rivals ... Considered the No. 90 overall player, including the third-best prospect in Indiana, by ESPN, as well as the No. 128 player and fifth-best recruit in Indiana by Rivals ... Finished No. 123 in the 247Sports Composite, good for fourth in Indiana and No. 22 among point guards ... Four-year letter winner totaled 1,085 points and 266 assists in his prep career, logging a 2.55:1 assist-to-turnover ratio ... Shot 50.7 percent (388-of-765) overall, 42.9 percent (149-of-347) from deep and 86.0 percent (160-of-186) on free throws ... Earned all-county and all-conference distinction as both a junior and senior ... Led his team to a cumulative 70-26 record ... Averaged 17.7 points, 4.0 rebounds, 4.2 assists and 2.0 steals per game as a senior ... Shot 49.7 percent from the field, 40.3 percent beyond the arc and 92.8 percent (64-of-69) at the line ... Scored 20-plus points eight times in a 22-3 campaign ... Named to the IBCA All-State Supreme 15 and to The Indianapolis Star Indiana All-Star Team ... As a junior, averaged 16.5 points, 4.0 rebounds, 4.1 assists and 2.0 steals per game ... Shot 52.4 percent overall, 43.2 percent on 3-pointers and 83.3 percent (50-of-60) from the stripe ... Scored in double figures in every game, reaching 20-plus five times, during a 22-4 season that included the school’s first sectional title in seven years ... Tabbed to the IBCA Underclass All-State Supreme 15 and The Indianapolis Star’s Indiana Junior All-Star Team ... Selected to the 2019 Nike All-EYBL Breakout Team after averaging 20.8 points, 8.2 assists and 6.2 rebounds per game for the Indy Heat in six Peach Jam outings, including logging a triple-double ... Kyle Guy, three-year teammate Jake LaRavia and Norm Sloan also attended Lawrence Central.

**Personal:** Full name is Nijel Christian Pack ... First name is pronounced NYE-Juhl, like “Nigel” ... Born May 22, 2001, in Oconomowoc, Wis. ... Parents, David and Robin Pack, own a consulting company ... Has an older brother, Ben Spaulding, and an older sister, Anjelica Pack ... Majoring in sport administration with a minor in marketing ... Favorite athlete is LeBron James because he feels he is the best player ever and respects what he does off the court ... Best sports memories are his Peach Jam triple-double, his game-winning shot against Oklahoma State and scoring 35 points versus Kansas ... Committed to Miami over Duke, Ohio State, Purdue and Tennessee ... Chose Miami because of its great basketball program, its winning culture, Jim Larrañaga, the excellent education and the location.

| Year         | CAREER STATISTICS |           |             |             | Total      |            |             | 3-Point    |            |             | Free Throws |            |             | Rebounds  |            |            |            | Scoring    |          |            |           |          |           |            |             |
|--------------|-------------------|-----------|-------------|-------------|------------|------------|-------------|------------|------------|-------------|-------------|------------|-------------|-----------|------------|------------|------------|------------|----------|------------|-----------|----------|-----------|------------|-------------|
|              | GP                | GS        | Min         | Avg         | FG         | FGA        | Pct         | FG         | FGA        | Pct         | FT          | FTA        | Pct         | Off       | Def        | Tot        | Avg        | PF         | FO       | Ast        | TO        | Blk      | Stl       | Pts        | Avg         |
| 2020-21*     | 24                | 24        | 806         | 33.6        | 109        | 261        | .418        | 60         | 148        | .405        | 27          | 34         | .794        | 14        | 74         | 88         | 3.7        | 49         | 0        | 91         | 49        | 0        | 28        | 305        | 12.7        |
| 2021-22*     | 29                | 28        | 958         | 33.0        | 175        | 385        | .455        | 95         | 218        | .436        | 60          | 71         | .845        | 22        | 88         | 110        | 3.8        | 49         | 0        | 65         | 43        | 3        | 39        | 505        | 17.4        |
| 2022-23      | 5                 | 5         | 155         | 31.0        | 20         | 55         | .364        | 8          | 27         | .296        | 4           | 5          | .800        | 5         | 5          | 10         | 2.0        | 9          | 0        | 13         | 7         | 1        | 4         | 52         | 10.4        |
| <b>KSU</b>   | <b>53</b>         | <b>52</b> | <b>1764</b> | <b>33.3</b> | <b>284</b> | <b>646</b> | <b>.440</b> | <b>155</b> | <b>366</b> | <b>.423</b> | <b>87</b>   | <b>105</b> | <b>.829</b> | <b>36</b> | <b>162</b> | <b>198</b> | <b>3.7</b> | <b>98</b>  | <b>0</b> | <b>156</b> | <b>92</b> | <b>3</b> | <b>67</b> | <b>810</b> | <b>15.3</b> |
| <b>TOTAL</b> | <b>58</b>         | <b>57</b> | <b>1919</b> | <b>33.1</b> | <b>304</b> | <b>701</b> | <b>.434</b> | <b>163</b> | <b>393</b> | <b>.415</b> | <b>91</b>   | <b>110</b> | <b>.827</b> | <b>41</b> | <b>167</b> | <b>208</b> | <b>3.6</b> | <b>108</b> | <b>0</b> | <b>169</b> | <b>99</b> | <b>4</b> | <b>71</b> | <b>862</b> | <b>14.9</b> |

\* - at Kansas State University



# WOOGA POPLAR

SECOND-YEAR SOPHOMORE | GUARD | 6-5 | 192

# #55

Philadelphia, Pa. | Math, Civics and Sciences Charter School

### - 10-Point Games: Two (one in 2022-23)

- Possesses a tremendous offensive arsenal with a variety of ways to score  
- Has deep shooting range, as well as a knack for getting to the basket and finishing with acrobatic layups

- Unlimited potential as a player if his defense catches up to his offense  
- Between May 2022 and September 2022, increased his bench press by 45 pounds (180 to 225), his standing vertical jump by 5.5 inches (29 to 34.5) and his one-step vertical jump by 6.5 inches (32 to 38.5)

- Leads the team with a max-rep chin-up count of 23, three more than any other player

- Legal first name is Nisine, but wishes to be referred to by his nickname, Wooga, which he got from his aunt when he was a baby

- After playing four total minutes in the first two games of his career in 2021-22, tallied 12 points in 18 minutes at Florida Atlantic (11/16/21), finishing 4-of-5 from the field, 3-of-3 at the line and making his lone 3-pointer

- Led Miami with a career-best six rebounds in the victory at second-ranked Duke (1/8/22)

- Earned the first start of his career in the season opener versus Lafayette (11/7/22), setting a new then-high mark in minutes (24) and matching his top total in rebounds (six)

- Set career bests in points (15), made field goals (seven) and minutes (26) in the win over Florida A&M (11/15/22) and had three dunks to eclipse his prior career total of two

| Opposition           | 2022-23 |   |   |  |
|----------------------|---------|---|---|--|
|                      | P       | R | A |  |
| Lafayette            | 4       | 6 | 2 |  |
| UNC Greensboro       | 9       | 3 | 3 |  |
| Florida A&M          | 15      | 3 | 2 |  |
| vs. Providence       | 8       | 3 | 1 |  |
| vs. Maryland         | 4       | 0 | 0 |  |
| St. Francis Brooklyn | -       | - | - |  |
| at UCF               | -       | - | - |  |
| Rutgers              | -       | - | - |  |
| at Louisville        | -       | - | - |  |
| Cornell              | -       | - | - |  |
| NC State             | -       | - | - |  |
| St. Francis (PA)     | -       | - | - |  |
| Virginia             | -       | - | - |  |
| Vermont              | -       | - | - |  |
| at Notre Dame        | -       | - | - |  |
| at Georgia Tech      | -       | - | - |  |
| Boston College       | -       | - | - |  |
| at NC State          | -       | - | - |  |
| Syracuse             | -       | - | - |  |
| at Duke              | -       | - | - |  |
| at Florida State     | -       | - | - |  |
| at Pittsburgh        | -       | - | - |  |
| Virginia Tech        | -       | - | - |  |
| at Clemson           | -       | - | - |  |
| Duke                 | -       | - | - |  |
| Louisville           | -       | - | - |  |
| at North Carolina    | -       | - | - |  |
| Wake Forest          | -       | - | - |  |
| at Virginia Tech     | -       | - | - |  |
| Florida State        | -       | - | - |  |
| Pittsburgh           | -       | - | - |  |
| vs. TBD              | -       | - | - |  |

| Opposition          | 2021-22 |   |   |  |
|---------------------|---------|---|---|--|
|                     | P       | R | A |  |
| Canisius            | 0       | 0 | 0 |  |
| UCF                 | 0       | 0 | 0 |  |
| at Florida Atlantic | 12      | 1 | 1 |  |
| Florida A&M         | 6       | 5 | 0 |  |
| vs. Dayton          | 8       | 1 | 0 |  |
| vs. North Texas     | 0       | 0 | 0 |  |
| vs. Alabama         | 3       | 0 | 0 |  |
| at Penn State       | 4       | 3 | 0 |  |
| Clemson             | 6       | 1 | 2 |  |
| Lipscomb            | 5       | 5 | 4 |  |
| vs. Fordham         | 4       | 1 | 0 |  |
| Stetson             | 8       | 1 | 0 |  |
| NC State            | -       | - | - |  |
| Wake Forest         | 0       | 0 | 0 |  |
| Syracuse            | 2       | 0 | 0 |  |
| at Duke             | 4       | 6 | 0 |  |
| at Florida State    | 0       | 0 | 0 |  |
| North Carolina      | 3       | 0 | 0 |  |
| Florida State       | 1       | 2 | 0 |  |
| at Virginia Tech    | 0       | 0 | 0 |  |
| at Georgia Tech     | 0       | 0 | 0 |  |
| Notre Dame          | 0       | 2 | 1 |  |
| at Virginia         | 2       | 0 | 0 |  |
| Georgia Tech        | 0       | 1 | 0 |  |
| at Wake Forest      | 3       | 2 | 1 |  |
| at Louisville       | 2       | 2 | 0 |  |
| Virginia            | 0       | 0 | 0 |  |
| at Pittsburgh       | 4       | 5 | 0 |  |
| Virginia Tech       | -       | - | - |  |
| at Boston College   | 0       | 0 | 0 |  |
| at Syracuse         | 0       | 1 | 0 |  |
| vs. Boston College  | -       | - | - |  |
| vs. Duke            | 0       | 0 | 0 |  |
| vs. USC             | 2       | 2 | 0 |  |
| vs. Auburn          | 0       | 2 | 2 |  |
| vs. Iowa State      | 0       | 0 | 0 |  |
| vs. Kansas          | 0       | 4 | 0 |  |

### POPLAR CAREER / SEASON HIGHS

**Points**  
Career: 15, vs. Florida A&M, 11/15/22  
Season: 15, vs. Florida A&M, 11/15/22  
ACC: 6, vs. Clemson, 12/4/21

**Rebounds**  
Career: 6\*, vs. Lafayette, 11/7/22  
Season: 6\*, vs. Lafayette, 11/7/22  
ACC: 6, at Duke, 1/8/22

**Assists**  
Career: 4, vs. Lipscomb, 12/8/21  
Season: 3, vs. UNC Greensboro, 11/11/22  
ACC: 2, vs. Clemson, 12/4/21

**Steals**  
Career: 2, vs. Stetson, 12/20/21  
Season: 1, vs. Lafayette, 11/7/22  
ACC: 1\*, at Pittsburgh, 2/22/22

**Blocked Shots**  
Career: N/A  
Season: N/A  
ACC: N/A

**Field Goals Made**  
Career: 7, vs. Florida A&M, 11/15/22  
Season: 7, vs. Florida A&M, 11/15/22  
ACC: 3, vs. Clemson, 12/4/21

**Field Goal Attempts**  
Career: 11, vs. Florida A&M, 11/15/22  
Season: 11, vs. Florida A&M, 11/15/22  
ACC: 5, vs. Clemson, 12/4/21

**3-Point Field Goals Made**  
Career: 1\*, vs. Florida A&M, 11/15/22  
Season: 1\*, vs. Florida A&M, 11/15/22  
ACC: 1\*, at Pittsburgh, 2/22/22

**3-Point Field Goal Attempts**  
Career: 4, vs. Florida A&M, 11/15/22  
Season: 4, vs. Florida A&M, 11/15/22  
ACC: 2, vs. Clemson, 12/4/21

**Free Throws Made**  
Career: 4~\*, vs. Dayton, 11/25/21  
Season: 2, vs. UNC Greensboro, 11/11/22  
ACC: 2, vs. Syracuse, 1/5/22

**Free Throw Attempts**  
Career: 4\*, vs. Syracuse, 1/5/22  
Season: 2\*, vs. UNC Greensboro, 11/11/22  
ACC: 4, vs. Syracuse, 1/5/22

**Minutes**  
Career: 26, vs. Florida A&M, 11/15/22  
Season: 26, vs. Florida A&M, 11/15/22  
ACC: 16, at Pittsburgh, 2/22/22

\* Recorded more than once with most recent listed

**As a Freshman (2021-22):** Played in 34 of 37 contests ... Averaged 2.3 points and 1.4 rebounds in 8.6 minutes per game ... Made his collegiate debut in the season opener against Canisius (11/9) ... Recorded a season-high 12 points in 18 minutes at Florida Atlantic (11/16), shooting 4-of-5 overall, 3-of-3 at the line and making his lone 3-pointer in his first road outing ... Tallied six points, five rebounds and a 4-of-4 mark at the stripe, setting season highs in makes and attempts, in 15 minutes of play against Florida A&M (11/21) ... Registered eight points in 18 minutes versus Dayton (11/25) in Kissimmee, Fla., and shot 4-of-4 on free throws for the second game in a row ... Played a season-high 21 minutes at Penn State (12/1) and scored four points ... Logged six points on 3-of-5 shooting, as well as two assists, against Clemson (12/4) in his first ACC outing ... Finished with five points, five rebounds and a season-best four assists in 15 minutes versus Lipscomb (12/8) ... Registered eight points on 3-of-5 shooting, adding a season-best two steals, against Stetson (12/20) ... Posted four points and a season-best six rebounds, the most of any Hurricane, in the victory at second-ranked Duke (1/8) ... Notched four points and five rebounds, connecting on his lone 3-pointer, in 16 minutes at Pittsburgh (2/22) ... Tallied his third multi-assist outing with two in the NCAA Tournament Round of 32 win against No. 8/7 Auburn (3/20) ... Grabbed four rebounds in 13 minutes in the Elite Eight against the eventual NCAA champion, third-ranked Kansas (3/27).

**High School:** Graduated from Math, Civics and Sciences Charter School (MCSCS) ... Labeled a four-star recruit by 247Sports and Rivals ... Considered the fifth-best recruit in Pennsylvania by Rivals and sixth-best by 247Sports ... Ranked No. 78 overall, including No. 18 among shooting guards, by Rivals ... Listed as the nation's No. 121 player by 247Sports, while finishing No. 123 the 247Sports Composite rankings ... Three-star prospect according to ESPN ... Three-time all-state pick ... Garnered 3A First Team All-State recognition and led MCSCS to the state semifinals as a senior ... Averaged 22.0 points and 5.0 rebounds per game as a junior, nabbing PIAA 2A Player of the Year and First Team All-Philadelphia Public League accolades ... Helped his team reach the 2A state quarterfinals before the remainder of the season was canceled ... Also led MCSCS to both its first Philadelphia Public League title game appearance and championship, tallying 23 points, six rebounds, three assists and two steals in the league final to earn MVP honors ... Averaged 14.5 points per game as a sophomore, receiving 2A Second Team All-State honors ... Guided his school to the state title, its first crown in eight years ... Started playing high school basketball as a sophomore and scored over 1,000 points before the end of his junior season ... Samir Doughty, a 2020 First Team All-SEC performer at Auburn, also attended MCSCS.

**Personal:** Full name is Nisine Hamir Poplar, but goes by Wooga ... Nickname is pronounced WUH-Guh, legal name is pronounced Niye-SEEN and last name is pronounced POP-Lurr ... Born Jan. 5, 2003 ... Parents are Hisine Poplar and Monica Solomon ... Has a younger brother, Niare ... Majoring in exploratory arts & sciences with a minor in sport administration ... Enjoys riding dirt bikes ... Favorite athlete is LeBron James because he is a leader on and off the court ... Best sports memory is winning a state championship ... Committed to Miami over offers from schools such as Auburn, Georgetown, Georgia, LSU, Marquette, Maryland, Penn State, Seton Hall, VCU, Virginia Tech and Wichita State, among others.

| Year         | CAREER STATISTICS |          |            |             |           | Total     |             |           | 3-Point   |             |           | Free Throws |             |           | Rebounds  |           |            | Scoring   |          |           |           |          |           |            |            |
|--------------|-------------------|----------|------------|-------------|-----------|-----------|-------------|-----------|-----------|-------------|-----------|-------------|-------------|-----------|-----------|-----------|------------|-----------|----------|-----------|-----------|----------|-----------|------------|------------|
|              | GP                | GS       | Min        | Avg         | FG        | FGA       | Pct         | FG        | FGA       | Pct         | FT        | FTA         | Pct         | Off       | Def       | Tot       | Avg        | PF        | FO       | Ast       | TO        | Blk      | Stl       | Pts        | Avg        |
| 2021-22      | 34                | 0        | 293        | 8.6         | 28        | 68        | .412        | 6         | 28        | .214        | 17        | 26          | .654        | 9         | 38        | 47        | 1.4        | 22        | 0        | 11        | 16        | 0        | 9         | 79         | 2.3        |
| 2022-23      | 5                 | 5        | 107        | 21.4        | 15        | 30        | .500        | 4         | 12        | .333        | 6         | 8           | .750        | 3         | 12        | 15        | 3.0        | 15        | 0        | 8         | 5         | 0        | 3         | 40         | 8.0        |
| <b>TOTAL</b> | <b>39</b>         | <b>5</b> | <b>400</b> | <b>10.3</b> | <b>43</b> | <b>98</b> | <b>.439</b> | <b>10</b> | <b>40</b> | <b>.250</b> | <b>23</b> | <b>34</b>   | <b>.676</b> | <b>12</b> | <b>50</b> | <b>62</b> | <b>1.6</b> | <b>37</b> | <b>0</b> | <b>19</b> | <b>21</b> | <b>0</b> | <b>12</b> | <b>119</b> | <b>3.1</b> |



# JAKAI ROBINSON

SECOND-YEAR REDSHIRT FRESHMAN | GUARD | 6-5 | 208

# #13

Ossining, N.Y. | Rock Creek Christian Academy (Md.)

- Warrior on the court is a tough, hard-nosed defender
- True competitor at both ends of the floor who gives extreme effort every day in practice
- Owns an outstanding midrange pull-up jump-shot and is working to expand his shooting abilities to 3-point range
- Practiced quite hard and very well during the 2021-22 campaign while redshirting
- Grew one inch and added eight pounds (200 to 208) in advance of the 2022-23 season
- Between May 2022 and September 2022, added 40 pounds (185 to 225) to his max front squat
- Owns a max-rep chin-up count of 17, fourth-most on the team
- Logged an assist against Florida A&M (11/15/22) in his collegiate debut

**As a Freshman (2021-22):** Did not compete ... Redshirted to retain eligibility.

**High School:** Graduated from Rock Creek Christian Academy (Md.) ... Consensus four-star, top-100 prospect ... Labeled the third-best recruit in Maryland by 247Sports and Rivals, as well as fourth-best by ESPN ... Ranked No. 81 nationally, including No. 15 at the small forward spot, by 247Sports ... Tabbed No. 85 overall and No. 20 at his position by ESPN ... Listed as the No. 96 recruit, including No. 19 among small forwards, by Rivals ... Finished No. 84 overall in the 247Sports Composite rankings, good for No. 16 at his position ... Averaged 19.0 points and 8.0 rebounds per game as a senior ... Attended National Christian Academy (Md.), where Kevin Durant opened his high school career, for his first three seasons ... Capital Beltway League Player of the Year and scoring leader as both a sophomore and junior ... Named to *The Washington Post* Third Team All-Met as a junior after averaging 20.0 points, 7.0 rebounds and 3.0 assists per game and helping his team to a 24-7 record ... Eclipsed 1,600 career points by his junior year ... Garnered all-tournament accolades at the elite Saint James Invitational Tournament in 2020, alongside players such as Cade Cunningham, Scottie Barnes, Day'Ron Sharpe and Mark Williams ... Played for Team Takeover on the AAU circuit and helped his team reach the 2019 Nike EYBL Peach Jam U16 title game, scoring 28 points in a double-overtime loss ... Graduated as his class salutatorian with a 4.0 GPA.

**Personal:** Full name is Jakai Nigel Robinson ... First name is pronounced Juh-KYE ... Born April 29, 2002 ... Parents are Sheldon Sealy and Junice Robinson ... Father is originally from St. Lucia ... Has an older sister, Jasmine Mason, a younger sister, Jordyn Robinson, and a younger brother, Michael Sealy ... Majoring in community and applied psychological studies with a minor in marketing ... Favorite athlete is Kevin Durant because of his demeanor and skill set ... Best sports memory is playing in the Peach Jam championship game ... Committed to Miami over Clemson, UConn, Georgetown, NC State and Seton Hall ... Chose Miami because he felt like a priority.

| Opposition           | 2022-23 |   |   |
|----------------------|---------|---|---|
|                      | P       | R | A |
| Lafayette            | -       | - | - |
| UNC Greensboro       | -       | - | - |
| Florida A&M          | 0       | 0 | 1 |
| vs. Providence       | -       | - | - |
| vs. Maryland         | -       | - | - |
| St. Francis Brooklyn | -       | - | - |
| at UCF               | -       | - | - |
| Rutgers              | -       | - | - |
| at Louisville        | -       | - | - |
| Cornell              | -       | - | - |
| NC State             | -       | - | - |
| St. Francis (PA)     | -       | - | - |
| Virginia             | -       | - | - |
| Vermont              | -       | - | - |
| at Notre Dame        | -       | - | - |
| at Georgia Tech      | -       | - | - |
| Boston College       | -       | - | - |
| at NC State          | -       | - | - |
| Syracuse             | -       | - | - |
| at Duke              | -       | - | - |
| at Florida State     | -       | - | - |
| at Pittsburgh        | -       | - | - |
| Virginia Tech        | -       | - | - |
| at Clemson           | -       | - | - |
| Duke                 | -       | - | - |
| Louisville           | -       | - | - |
| at North Carolina    | -       | - | - |
| Wake Forest          | -       | - | - |
| at Virginia Tech     | -       | - | - |
| Florida State        | -       | - | - |
| Pittsburgh           | -       | - | - |
| vs. TBD              | -       | - | - |

### ROBINSON CAREER / SEASON HIGHS


|                                      |
|--------------------------------------|
| <b>Points</b>                        |
| Career: N/A                          |
| Season: N/A                          |
| ACC: N/A                             |
| <b>Rebounds</b>                      |
| Career: N/A                          |
| Season: N/A                          |
| ACC: N/A                             |
| <b>Assists</b>                       |
| Career: 1, vs. Florida A&M, 11/15/22 |
| Season: 1, vs. Florida A&M, 11/15/22 |
| ACC: N/A                             |
| <b>Steals</b>                        |
| Career: N/A                          |
| Season: N/A                          |
| ACC: N/A                             |
| <b>Blocked Shots</b>                 |
| Career: N/A                          |
| Season: N/A                          |
| ACC: N/A                             |
| <b>Field Goals Made</b>              |
| Career: N/A                          |
| Season: N/A                          |
| ACC: N/A                             |
| <b>Field Goal Attempts</b>           |
| Career: N/A                          |
| Season: N/A                          |
| ACC: N/A                             |
| <b>3-Point Field Goals Made</b>      |
| Career: N/A                          |
| Season: N/A                          |
| ACC: N/A                             |
| <b>3-Point Field Goal Attempts</b>   |
| Career: N/A                          |
| Season: N/A                          |
| ACC: N/A                             |
| <b>Free Throws Made</b>              |
| Career: N/A                          |
| Season: N/A                          |
| ACC: N/A                             |
| <b>Free Throw Attempts</b>           |
| Career: N/A                          |
| Season: N/A                          |
| ACC: N/A                             |
| <b>Minutes</b>                       |
| Career: 3, vs. Florida A&M, 11/15/22 |
| Season: 3, vs. Florida A&M, 11/15/22 |
| ACC: N/A                             |

\* Recorded more than once with most recent listed

| CAREER STATISTICS | Total    |          |          |            | 3-Point  |          |             | Free Throws |          |             | Rebounds |          |             | Scoring  |          |          |            |          |          |          |          |          |          |          |            |     |
|-------------------|----------|----------|----------|------------|----------|----------|-------------|-------------|----------|-------------|----------|----------|-------------|----------|----------|----------|------------|----------|----------|----------|----------|----------|----------|----------|------------|-----|
|                   | Year     | GP       | GS       | Min        | Avg      | FG       | FGA         | Pct         | FG       | FGA         | Pct      | FT       | FTA         | Pct      | Off      | Def      | Tot        | Avg      | PF       | FO       | Ast      | TO       | Blk      | Stl      | Pts        | Avg |
| 2021-22           | DNP      |          |          |            |          |          |             |             |          |             |          |          |             |          |          |          |            |          |          |          |          |          |          |          |            |     |
| 2022-23           | 1        | 0        | 4        | 4.0        | 0        | 0        | .000        | 0           | 0        | .000        | 0        | 0        | .000        | 0        | 0        | 0        | 0.0        | 0        | 0        | 1        | 0        | 0        | 0        | 0        | 0.0        |     |
| <b>TOTAL</b>      | <b>1</b> | <b>0</b> | <b>4</b> | <b>4.0</b> | <b>0</b> | <b>0</b> | <b>.000</b> | <b>0</b>    | <b>0</b> | <b>.000</b> | <b>0</b> | <b>0</b> | <b>.000</b> | <b>0</b> | <b>0</b> | <b>0</b> | <b>0.0</b> | <b>0</b> | <b>0</b> | <b>1</b> | <b>0</b> | <b>0</b> | <b>0</b> | <b>0</b> | <b>0.0</b> |     |



# #1



# ANTHONY WALKER

FOURTH-YEAR JUNIOR | FORWARD | 6-9 | 215

Baltimore, Md. | Brewster Academy (N.H.)

- **10-Point Games:** 21 (six in 2021-22)
- **10-Rebound Games:** Five (zero in 2021-22)
- **Double-Doubles:** Four (zero in 2021-22)
- Has unique ability to score around the basket, but has extended his range and has become a very reliable 3-point shooter
- Played the best basketball of his career during the offseason in advance of 2022-23
- One of Miami's leaders, especially in practice, and has taken on the role of mentoring the young frontcourt freshmen
- Extremely gifted athlete working to use that ability every day in practice and games
- Between May 2022 and September 2022, upped his power clean by 40 pounds (200 to 240) and his front squat by 25 pounds (225 to 250) to notch team-high marks in both categories
- Also between May 2022 and September 2022, improved his bench press by 30 pounds (185 to 215) and his max-rep chin-up count by seven (11 to 18), the latter third-most on the team
- Wore No. 11 as a freshman in 2019-20
- As a freshman, set season highs in points (14), field goals made (four) and attempted (eight), free throws made (five) and attempted (five), 3-point attempts (four) and minutes (25) at North Carolina (1/25/20) in the Dean E. Smith Center
- Amassed five double-doubles in 2020-21, including one in his first collegiate start and later three in a five-game span, after never eclipsing seven rebounds as a freshman and only logging 10-plus points once
- Served as the primary defender on 2020-21 First Team All-ACC honoree Justin Champagnie in Miami's first-round ACC Tournament win over Pittsburgh (3/9/21) and, while playing 39 minutes, held him to a season-low 25.0 percent mark (5-of-20) from the floor
- Logged double-figure points in the first two games of 2021-22 and 11 of the final 14 games of 2021-22, giving him 10-plus points in 13 of 16 games after previously hitting that mark just four times
- Registered 11 points, all in the second half, on 4-of-4 shooting in Miami's win over NC State (12/29/21) after averaging 3.1 points per game in the prior eight contests
- Scored 12 points on 5-of-7 shooting, including a 2-of-2 clip from deep, against Notre Dame (2/2/22) to match his point total from the prior five games combined, adding a season-best eight rebounds to equal his total from the previous seven games combined
- Earned his first start of the 2021-22 season versus Georgia Tech (2/9/22) and, on his 21st birthday, posted 12 points and a season-high-tying eight rebounds, while shooting 6-of-10 from the floor to tie a career high in makes in a co-season-best 26 minutes
- Tied for second in 2021-22 ACC Sixth Man of the Year balloting, earning six votes

| 2022-23              |   |   |   |  |
|----------------------|---|---|---|--|
| Opposition           | P | R | A |  |
| Lafayette            | 2 | 0 | 0 |  |
| UNC Greensboro       | 4 | 2 | 0 |  |
| Florida A&M          | 2 | 0 | 0 |  |
| vs. Providence       | 0 | 0 | 0 |  |
| vs. Maryland         | 0 | 0 | 0 |  |
| St. Francis Brooklyn | - | - | - |  |
| at UCF               | - | - | - |  |
| Rutgers              | - | - | - |  |
| at Louisville        | - | - | - |  |
| Cornell              | - | - | - |  |
| NC State             | - | - | - |  |
| St. Francis (PA)     | - | - | - |  |
| Virginia             | - | - | - |  |
| Vermont              | - | - | - |  |
| at Notre Dame        | - | - | - |  |
| at Georgia Tech      | - | - | - |  |
| Boston College       | - | - | - |  |
| at NC State          | - | - | - |  |
| Syracuse             | - | - | - |  |
| at Duke              | - | - | - |  |
| at Florida State     | - | - | - |  |
| at Pittsburgh        | - | - | - |  |
| Virginia Tech        | - | - | - |  |
| at Clemson           | - | - | - |  |
| Duke                 | - | - | - |  |
| Louisville           | - | - | - |  |
| at North Carolina    | - | - | - |  |
| Wake Forest          | - | - | - |  |
| at Virginia Tech     | - | - | - |  |
| Florida State        | - | - | - |  |
| Pittsburgh           | - | - | - |  |
| vs. TBD              | - | - | - |  |

| 2020-21           |    |    |   |  |
|-------------------|----|----|---|--|
| Opposition        | P  | R  | A |  |
| North Florida     | 8  | 3  | 2 |  |
| Stetson           | 6  | 4  | 1 |  |
| Purdue            | 4  | 2  | 0 |  |
| FGCU              | 12 | 4  | 0 |  |
| Pittsburgh        | 12 | 10 | 0 |  |
| Jacksonville      | 18 | 10 | 1 |  |
| at Virginia Tech  | 2  | 0  | 2 |  |
| Clemson           | 1  | 0  | 1 |  |
| North Carolina    | 9  | 3  | 0 |  |
| at NC State       | 0  | 0  | 0 |  |
| at Boston College | 6  | 2  | 0 |  |
| Louisville        | 2  | 0  | 1 |  |
| at Syracuse       | 13 | 5  | 0 |  |
| Notre Dame        | -  | -  | - |  |
| at Florida State  | 13 | 2  | 1 |  |
| at Wake Forest    | 12 | 7  | 1 |  |
| Duke              | 16 | 3  | 2 |  |
| Virginia Tech     | 4  | 3  | 1 |  |
| at Notre Dame     | 14 | 10 | 0 |  |
| Georgia Tech      | 16 | 1  | 0 |  |
| Florida State     | 12 | 7  | 1 |  |
| at Clemson        | 13 | 10 | 1 |  |
| at Virginia       | 8  | 10 | 1 |  |
| Boston College    | 17 | 7  | 4 |  |
| vs. Pittsburgh    | 14 | 9  | 4 |  |
| vs. Clemson       | 15 | 6  | 2 |  |
| vs. Georgia Tech  | 2  | 4  | 2 |  |

| 2021-22             |    |   |   |  |
|---------------------|----|---|---|--|
| Opposition          | P  | R | A |  |
| Canisius            | 14 | 4 | 2 |  |
| UCF                 | 12 | 1 | 1 |  |
| at Florida Atlantic | 8  | 3 | 0 |  |
| Florida A&M         | 7  | 4 | 0 |  |
| vs. Dayton          | 5  | 4 | 2 |  |
| vs. North Texas     | 0  | 0 | 0 |  |
| vs. Alabama         | 2  | 0 | 0 |  |
| at Penn State       | 4  | 1 | 0 |  |
| Clemson             | 2  | 0 | 0 |  |
| Lipscomb            | 0  | 1 | 2 |  |
| vs. Fordham         | 8  | 2 | 0 |  |
| Stetson             | 4  | 4 | 1 |  |
| NC State            | 11 | 4 | 0 |  |
| Wake Forest         | 8  | 5 | 2 |  |
| Syracuse            | 4  | 2 | 0 |  |
| at Duke             | 6  | 3 | 0 |  |
| at Florida State    | 0  | 0 | 0 |  |
| North Carolina      | 1  | 1 | 0 |  |
| Florida State       | 0  | 0 | 0 |  |
| at Virginia Tech    | 4  | 0 | 1 |  |
| at Georgia Tech     | 7  | 2 | 0 |  |
| Notre Dame          | 12 | 8 | 0 |  |
| at Virginia         | 0  | 3 | 4 |  |
| Georgia Tech        | 12 | 8 | 2 |  |
| at Wake Forest      | 4  | 2 | 0 |  |
| at Louisville       | 6  | 2 | 1 |  |
| Virginia            | 4  | 4 | 1 |  |
| at Pittsburgh       | 7  | 6 | 1 |  |
| Virginia Tech       | 11 | 4 | 0 |  |
| at Boston College   | 0  | 0 | 0 |  |
| at Syracuse         | 0  | 1 | 1 |  |
| vs. Boston College  | 4  | 1 | 0 |  |
| vs. Duke            | 5  | 0 | 0 |  |
| vs. USC             | 3  | 2 | 1 |  |
| vs. Auburn          | 4  | 1 | 0 |  |
| vs. Iowa State      | 0  | 3 | 0 |  |
| vs. Kansas          | 3  | 5 | 0 |  |

| 2019-20            |    |   |   |  |
|--------------------|----|---|---|--|
| Opposition         | P  | R | A |  |
| Louisville         | 9  | 5 | 0 |  |
| Florida Atlantic   | 4  | 2 | 1 |  |
| at UCF             | 6  | 2 | 1 |  |
| Quinnipiac         | 4  | 3 | 1 |  |
| vs. Missouri State | 0  | 1 | 0 |  |
| vs. Florida        | 4  | 1 | 0 |  |
| vs. UConn          | 2  | 2 | 0 |  |
| at Illinois        | 0  | 0 | 0 |  |
| Alabama A&M        | 0  | 0 | 0 |  |
| vs. Temple         | -  | - | - |  |
| Coppin State       | 3  | 2 | 0 |  |
| at Clemson         | -  | - | - |  |
| Duke               | 0  | 0 | 0 |  |
| at Louisville      | 0  | 0 | 0 |  |
| Pittsburgh         | -  | - | - |  |
| at NC State        | -  | - | - |  |
| Florida State      | 2  | 3 | 0 |  |
| at Duke            | 4  | 4 | 0 |  |
| at North Carolina  | 14 | 3 | 0 |  |
| Virginia Tech      | 7  | 4 | 0 |  |
| at Pittsburgh      | 0  | 2 | 0 |  |
| NC State           | 6  | 7 | 0 |  |
| at Florida State   | 0  | 5 | 2 |  |
| Boston College     | 9  | 3 | 0 |  |
| Wake Forest        | 2  | 1 | 0 |  |
| at Virginia Tech   | 0  | 1 | 0 |  |
| at Notre Dame      | 4  | 1 | 0 |  |
| at Georgia Tech    | -  | - | - |  |
| Virginia           | -  | - | - |  |
| Syracuse           | 2  | 1 | 0 |  |
| vs. Clemson        | 0  | 0 | 0 |  |

### WALKER CAREER / SEASON HIGHS

**Points**  
 Career: 18, vs. Jacksonville, 12/19/20  
 Season: 4, vs. UNC Greensboro, 11/11/22  
 ACC: 17, vs. Boston College, 3/5/21

**Rebounds**  
 Career: 10\*, at Virginia, 3/1/21  
 Season: 2, vs. UNC Greensboro, 11/11/22  
 ACC: 10\*, at Virginia, 3/1/21

**Assists**  
 Career: 4\*, at Virginia, 2/5/22  
 Season: N/A  
 ACC: 4\*, at Virginia, 2/5/22

**Steals**  
 Career: 3\*, vs. Virginia Tech, 2/26/22  
 Season: 1, vs. UNC Greensboro, 11/11/22  
 ACC: 3\*, vs. Virginia Tech, 2/26/22

**Blocked Shots**  
 Career: 3\*, vs. Canisius, 11/9/21  
 Season: 1, vs. Florida A&M, 11/15/22  
 ACC: 2\*, vs. NC State, 12/29/21

**Field Goals Made**  
 Career: 6\*, vs. Georgia Tech, 2/9/22  
 Season: 2, vs. UNC Greensboro, 11/11/22  
 ACC: 6\*, vs. Georgia Tech, 2/9/22

**Field Goal Attempts**  
 Career: 15, at Notre Dame, 2/14/21  
 Season: 5, vs. Lafayette, 11/7/22  
 ACC: 15, at Notre Dame, 2/14/21

**3-Point Field Goals Made**  
 Career: 2\*, vs. Notre Dame, 2/2/22  
 Season: N/A  
 ACC: 2\*, vs. Notre Dame, 2/2/22

**3-Point Field Goal Attempts**  
 Career: 6, vs. Pittsburgh, 12/16/20  
 Season: 3, vs. Lafayette, 11/7/22  
 ACC: 6, vs. Pittsburgh, 12/16/20

**Free Throws Made**  
 Career: 8, vs. Jacksonville, 12/19/20  
 Season: 2, vs. Lafayette, 11/7/22  
 ACC: 6, vs. Boston College, 3/5/21

**Free Throw Attempts**  
 Career: 8\*, vs. Jacksonville, 12/19/20  
 Season: 2, vs. Lafayette, 11/7/22  
 ACC: 8, vs. Pittsburgh, 12/16/20

**Minutes**  
 Career: 39\*, vs. Pittsburgh, 3/9/21  
 Season: 14, vs. UNC Greensboro, 11/11/22  
 ACC: 38, vs. Virginia Tech, 2/6/21

\* Recorded more than once with most recent listed  
 ^ ACC Tournament

**As a Third-Year Sophomore (2021-22):** One of four Hurricanes to play in all 37 games, notching two starts ... Averaged 4.9 points, 2.5 rebounds and 0.8 steals per game ... Finished third on the team in offensive rebounds (27) and blocked shots (17) ... Scored in double figures six times ... Led or co-led Miami in blocks on nine occasions, tied for second-most on the team, as well as in rebounding four times, in steals thrice and in assists twice ... Opened the year with a season-best 14 points in 22 minutes against Canisius (11/9), also setting season highs in free throws made (five), free throws attempted (seven) and blocks (three), adding two assists ... Logged 12 points and two steals in a season-high 26 minutes versus UCF (11/13) ... Scored eight points in 20 minutes at Florida Atlantic (11/16) ... Tallied eight points against Fordham (12/12) in Brooklyn, N.Y. ... Registered 11 points, shot 4-of-4 from the field and blocked two shots in 23 minutes versus NC State (12/29) ... Finished with eight points, five rebounds, two assists and two



# ANTHONY WALKER

# #1

steals in 23 minutes against Wake Forest (1/1) ... Tied a career best with three steals at Virginia Tech (1/26) ... Amassed 12 points on 5-of-7 shooting, including making both his 3-pointers, against Notre Dame (2/2), adding a season- and team-high eight rebounds ... Dished out a career-high-tying four assists at Virginia (2/5) ... In his first start of the year, against Georgia Tech (2/9), notched 12 points, a season-high-tying eight rebounds to co-lead all players and two assists in a season-high-tying 26 minutes, finishing 6-of-10 from the floor to set season bests in both categories ... Started in the win at RV/No. 25 Wake Forest (2/12) ... Compiled seven points, a team-best six boards and two steals in 20 minutes at Pittsburgh (2/22) ... Posted 11 points and a career-high-tying three steals against Virginia Tech (2/26) ... Led Miami with five boards in the Elite Eight against the eventual NCAA champion, third-ranked Kansas (3/27).


**As a Sophomore (2020-21):** Season did not count towards eligibility due to COVID-19 pandemic ... Appeared in 26 contests, missing one due to injury, and made 16 starts ... Averaged 9.6 points, 4.7 rebounds and 1.0 assist per game ... Ranked second on the team in blocked shots (22), as well as fourth in both scoring and rebounding ... Tied for ninth in the ACC in 10-rebound games (five) and double doubles (four) ... In ACC-only action, tied for sixth in the league in 10-rebound games (four) for eighth in double-doubles (three) ... Scored double-digit points 14 times, including in 12 of his final 15 appearances, with 15-plus on five occasions ... Pulled down five-plus rebounds 10 times, including in six of the last seven games ... Blocked multiple shots in five outings ... Eclipsed 30 minutes 12 times, including in six of the last seven contests, with 35-plus seven times ... Led Miami in rebounding in a team-best nine outings, as well as in blocks nine times to rank second, plus in steals five times and assists once ... Posted the most single-game made free throws without a miss (eight) by a Hurricane ... Logged 12 points and a career-best three blocks versus FGCU (12/12) ... In his first collegiate start, posted a 12-point, career-best 10-rebound double-double against Pittsburgh (12/16), adding two blocks in 35 minutes ... Scored a career-high 18 points, made a career-best eight free throws and tied career bests in rebounds (10), blocks (three) and free-throw attempts (eight) versus Jacksonville (12/19) ... Tallied 13 points and five boards at Syracuse (1/19) ... Did not play against Notre Dame (1/24) due to a right foot injury sustained in practice ... Scored 13 points and went 2-of-3 from deep in 36 minutes at No. 16 Florida State (1/27) ... Amassed 12 points, seven rebounds and two blocks at Wake Forest (1/30) ... Scored 16 points on 6-of-9 shooting in the victory over Duke, setting a career best in made field goals ... Recorded a 14-point, 10-rebound double-double at Notre Dame (2/14) ... Notched 16 points, shooting 6-of-11, against Georgia Tech (2/20) ... Totaled 12 points and seven rebounds versus No. 11/9 Florida State (2/24) ... Registered a 13-point, 10-rebound double-double in 38 minutes of action at Clemson (2/27) ... Posted eight points and 10 boards in 36 minutes at No. 21/20 Virginia (3/1) ... Stuffed the stat sheet with 17 points, seven rebounds, a career-high four assists, two steals and two blocks in 36 minutes in the regular season finale versus Boston College (3/5) ... Logged 14 points, nine rebounds and a career-high-tying four assists, while limiting Justin Champagnie to 5-of-20 shooting, in a career-best 39 minutes during the ACC Tournament opening round win over Pittsburgh (3/9) ... Posted 15 points, six rebounds and a career-high three steals in the victory against Clemson (3/10) in the ACC Tournament second round.

**As a Freshman (2019-20):** Played in 25 contests, averaging 3.3 points and 2.1 rebounds over 12.3 minutes per game ... Scored in double figures once, grabbed five-plus boards in three appearances, blocked multiple shots on three occasions and played 20-plus minutes five times ... Twice paced Miami in rebounding ... Opened his collegiate career by notching nine points and five rebounds against fifth-ranked Louisville (11/5), finishing 3-of-6 from the floor and hitting a 3-pointer ... Registered six points, two blocks and a season-high two steals in the road win at UCF (11/12) ... Set a season best with three blocked shots in 20 minutes of action against UConn (11/24) in the Charleston Classic ... Played 24 minutes at eighth-ranked Duke (1/21), notching four points and four boards ... Set season highs in points (14), field goals made (four) and attempted (eight), free throws made (five) and attempted (five), and minutes played (25) at North Carolina (1/25) ... Posted seven points and two blocks in the win over Virginia Tech (1/28) ... Recorded six points and a season-best seven rebounds in 21 minutes versus NC State (2/5) ... Grabbed five boards and dished out a season-high two assists in 21 minutes at eighth-ranked Florida State (2/8) ... Scored nine points on 4-of-7 shooting in the victory against Boston College (2/12).

**High School:** Graduated from Brewster Academy (N.H.) ... Listed as a four-star prospect by ESPN, as well as a three-star recruit by 247Sports and Rivals ... Tabbed as the No. 33 power forward in the country by both 247Sports and Rivals ... McDonald's All-American Game nominee ... Helped Brewster win the National Prep Championships and a region championship, as well as reach the NEPSAC AAA title game, during his lone year with the team ... Led Perry Hall (Md.) to 4A state crowns, the first two in school history, as a junior and sophomore ... Attended Hope Academy (Ga.) as a freshman and did not play basketball ... Member of multiple high schools honor rolls ... Numerous NBA players have attended Brewster, including Will Barton, Donovan Mitchell, Thomas Robinson and TJ Warren.

**Personal:** Full name is Anthony Edward Walker III ... Born Feb. 9, 2001 ... Parents are Anthony Walker Jr., and Towanda Hayes ... Has a younger brother, Darius ... Majoring in sociology with a minor in African studies ... Started playing competitive basketball as a 15-year-old sophomore ... Favorite athlete is Giannis Antetokounmpo ... Best sports memory is making a game-winning shot in the state playoffs as a junior ... Chose Miami because he felt was a great fit both basketball-wise and academically ... Committed to Miami over Kansas, Maryland, Pittsburgh, Seton Hall and VCU.

| CAREER STATISTICS | Total     |           |             |             | 3-Point    |            |             | Free Throws |            |             | Rebounds  |            |             |           | Scoring    |            |            |            |          |           |           |           |           |            |            |
|-------------------|-----------|-----------|-------------|-------------|------------|------------|-------------|-------------|------------|-------------|-----------|------------|-------------|-----------|------------|------------|------------|------------|----------|-----------|-----------|-----------|-----------|------------|------------|
|                   | Year      | GP        | GS          | Min         | Avg        | FG         | FGA         | Pct         | FG         | FGA         | Pct       | FT         | FTA         | Pct       | Off        | Def        | Tot        | Avg        | PF       | FO        | Ast       | TO        | Blk       | Stl        | Pts        |
| 2019-20           | 25        | 0         | 308         | 12.3        | 32         | 79         | .405        | 3           | 19         | .158        | 15        | 23         | .652        | 23        | 30         | 53         | 2.1        | 31         | 0        | 5         | 15        | 17        | 13        | 82         | 3.3        |
| 2020-21           | 26        | 16        | 686         | 26.4        | 91         | 214        | .425        | 15          | 64         | .234        | 52        | 73         | .712        | 29        | 93         | 122        | 4.7        | 52         | 0        | 27        | 47        | 22        | 19        | 249        | 9.6        |
| 2021-22           | 37        | 2         | 520         | 14.1        | 72         | 156        | .462        | 8           | 34         | .235        | 30        | 50         | .600        | 27        | 64         | 91         | 2.5        | 60         | 2        | 22        | 28        | 17        | 29        | 182        | 4.9        |
| 2022-23           | 5         | 0         | 54          | 10.8        | 3          | 17         | .176        | 0           | 8          | .000        | 2         | 2          | 1.000       | 0         | 2          | 2          | 0.4        | 3          | 0        | 0         | 2         | 1         | 1         | 8          | 1.6        |
| <b>TOTAL</b>      | <b>93</b> | <b>18</b> | <b>1568</b> | <b>16.9</b> | <b>198</b> | <b>466</b> | <b>.425</b> | <b>26</b>   | <b>125</b> | <b>.208</b> | <b>99</b> | <b>148</b> | <b>.669</b> | <b>79</b> | <b>189</b> | <b>268</b> | <b>2.9</b> | <b>146</b> | <b>2</b> | <b>54</b> | <b>92</b> | <b>57</b> | <b>62</b> | <b>521</b> | <b>5.6</b> |



# CHRISTIAN WATSON

FIRST-YEAR FRESHMAN | GUARD | 6-7 | 209

# # 3

Lanham, Md. | St. John's College HS (D.C.)

- Outstanding run-and-jump athlete whose size and skill give him the flexibility to play multiple positions
- In time, could become Miami's best perimeter defender because of his size, length and athletic ability
- Added 50 pounds (135 to 185) to his max power clean and 35 pounds to his max bench press (175 to 210) between his June 2022 arrival at Miami and September 2022
- Hit a 3-pointer on his lone shot attempt in his collegiate debut against Florida A&M (11/15/22)

| 2022-23              |   |   |   |  |
|----------------------|---|---|---|--|
| Opposition           | P | R | A |  |
| Lafayette            | - | - | - |  |
| UNC Greensboro       | - | - | - |  |
| Florida A&M          | 3 | 0 | 0 |  |
| vs. Providence       | - | - | - |  |
| vs. Maryland         | 0 | 0 | 0 |  |
| St. Francis Brooklyn | - | - | - |  |
| at UCF               | - | - | - |  |
| Rutgers              | - | - | - |  |
| at Louisville        | - | - | - |  |
| Cornell              | - | - | - |  |
| NC State             | - | - | - |  |
| St. Francis (PA)     | - | - | - |  |
| Virginia             | - | - | - |  |
| Vermont              | - | - | - |  |
| at Notre Dame        | - | - | - |  |
| at Georgia Tech      | - | - | - |  |
| Boston College       | - | - | - |  |
| at NC State          | - | - | - |  |
| Syracuse             | - | - | - |  |
| at Duke              | - | - | - |  |
| at Florida State     | - | - | - |  |
| at Pittsburgh        | - | - | - |  |
| Virginia Tech        | - | - | - |  |
| at Clemson           | - | - | - |  |
| Duke                 | - | - | - |  |
| Louisville           | - | - | - |  |
| at North Carolina    | - | - | - |  |
| Wake Forest          | - | - | - |  |
| at Virginia Tech     | - | - | - |  |
| Florida State        | - | - | - |  |
| Pittsburgh           | - | - | - |  |
| vs. TBD              | - | - | - |  |

### WATSON CAREER / SEASON HIGHS

|                                      |
|--------------------------------------|
| <b>Points</b>                        |
| Career: 3, vs. Florida A&M, 11/15/22 |
| Season: 3, vs. Florida A&M, 11/15/22 |
| ACC: N/A                             |
| <b>Rebounds</b>                      |
| Career: N/A                          |
| Season: N/A                          |
| ACC: N/A                             |
| <b>Assists</b>                       |
| Career: N/A                          |
| Season: N/A                          |
| ACC: N/A                             |
| <b>Steals</b>                        |
| Career: N/A                          |
| Season: N/A                          |
| ACC: N/A                             |
| <b>Blocked Shots</b>                 |
| Career: N/A                          |
| Season: N/A                          |
| ACC: N/A                             |
| <b>Field Goals Made</b>              |
| Career: 1, vs. Florida A&M, 11/15/22 |
| Season: 1, vs. Florida A&M, 11/15/22 |
| ACC: N/A                             |
| <b>Field Goal Attempts</b>           |
| Career: 1, vs. Florida A&M, 11/15/22 |
| Season: 1, vs. Florida A&M, 11/15/22 |
| ACC: N/A                             |
| <b>3-Point Field Goals Made</b>      |
| Career: 1, vs. Florida A&M, 11/15/22 |
| Season: 1, vs. Florida A&M, 11/15/22 |
| ACC: N/A                             |
| <b>3-Point Field Goal Attempts</b>   |
| Career: 1, vs. Florida A&M, 11/15/22 |
| Season: 1, vs. Florida A&M, 11/15/22 |
| ACC: N/A                             |
| <b>Free Throws Made</b>              |
| Career: N/A                          |
| Season: N/A                          |
| ACC: N/A                             |
| <b>Free Throw Attempts</b>           |
| Career: 2, vs. Florida A&M, 11/15/22 |
| Season: 2, vs. Florida A&M, 11/15/22 |
| ACC: N/A                             |
| <b>Minutes</b>                       |
| Career: 4, vs. Florida A&M, 11/15/22 |
| Season: 4, vs. Florida A&M, 11/15/22 |
| ACC: N/A                             |


\* Recorded more than once with most recent listed

**High School:** Graduated from St. John's College High School (D.C.) ... Labeled a four-star, top-125 recruit by both ESPN and Rivals ... Listed as the top recruit in Washington, D.C., by 247Sports, ESPN and Rivals ... Ranked No. 92 nationally, including No. 26 among small forwards, by ESPN ... Slotted at No. 120 on the 247Sports list, including No. 29 at his position ... McDonald's All-American Game nominee ... Averaged 17.0 points, 6.0 rebounds and 4.0 assists per game as a senior and served as a team captain ... Named first team all-state, second team all-conference in the elite WCAC and *The Washington Post* All-Met Honorable Mention ... Led his team to the semifinals of both the state and conference tournaments ... Played just one game as a junior due to the COVID-19 pandemic and scored 25 points against eventual Miami teammate Favour Aire and Bishop McNamara (Md.) ... Started as a sophomore and helped his team to a 24-9 record ... Competing for DC Premier on the AAU circuit, scored 21 points against top-ranked Team Final the first time the Miami staff watched him play in person ... Villanova assistant coach Dwayne Anderson and UConn women's basketball standout Azzi Fudd, the No. 1 recruit in the class of 2021, both attended St. John's, the latter with Watson.

**Personal:** Full name is Christian Allen Watson ... Goes by Chris and nickname is "CWat" ... Born June 23, 2003 ... Parents are Kirk and Shirlevia Watson ... Father does computer IT for the government and mother works in customer service for a utilities company ... Has an older brother, Jaylon, and an older sister, Imani ... Majoring in business management ... Hopes to start his own business after his playing career ... Enjoys drawing and playing video games ... Favorite athlete is Kevin Durant because he tries to model his game after him due to their similarities and both being from Prince George's County, Md. ... Best sports memory is hitting a game-winning shot to lead his school to the WCAC semifinals as a sophomore ... Committed to Miami over Florida, Georgetown, Illinois, LSU, Marquette, NC State, Pittsburgh, Rutgers and South Carolina ... Chose Miami because he felt it was the best situation for him and his family, due to its combination of great education, athletics and environment.

| Year         | CAREER STATISTICS |          |          | Total      |          |          | 3-Point      |          |          | Free Throws  |          |          | Rebounds    |          |          | Scoring  |            |          |          |          |          |          |          |          |            |
|--------------|-------------------|----------|----------|------------|----------|----------|--------------|----------|----------|--------------|----------|----------|-------------|----------|----------|----------|------------|----------|----------|----------|----------|----------|----------|----------|------------|
|              | GP                | GS       | Min      | Avg        | FG       | FGA      | Pct          | FG       | FGA      | Pct          | FT       | FTA      | Pct         | Off      | Def      | Tot      | Avg        | PF       | FO       | Ast      | TO       | Blk      | Stl      | Pts      | Avg        |
| 2022-23      | 2                 | 0        | 6        | 3.0        | 1        | 1        | 1.000        | 1        | 1        | 1.000        | 0        | 2        | .000        | 0        | 0        | 0        | 0.0        | 2        | 0        | 0        | 0        | 0        | 0        | 3        | 1.5        |
| <b>TOTAL</b> | <b>2</b>          | <b>0</b> | <b>6</b> | <b>3.0</b> | <b>1</b> | <b>1</b> | <b>1.000</b> | <b>1</b> | <b>1</b> | <b>1.000</b> | <b>0</b> | <b>2</b> | <b>.000</b> | <b>0</b> | <b>0</b> | <b>0</b> | <b>0.0</b> | <b>2</b> | <b>0</b> | <b>0</b> | <b>0</b> | <b>0</b> | <b>0</b> | <b>3</b> | <b>1.5</b> |





# ISAIAH WONG

FOURTH-YEAR JUNIOR | GUARD | 6-4 | 184

Piscataway, N.J. | Monsignor Bonner (Pa.)

- **30-Point Games:** One (zero in 2022-23)
- **20-Point Games:** 25 (one in 2022-23)
- **10-Point Games:** 68 (four in 2022-23)
- **10-Rebound Games:** Two (zero in 2022-23)
- **Five-Assist Games:** Six (one in 2022-23)
- **Double-Doubles:** Two (zero in 2022-23)

- An aggressive player and high-octane scorer consistently in attack mode, he is a relentless worker and a joy to coach

- Quite capable of impacting the game at both ends of the floor and striving to become a lockdown defender and a top-level defensive rebounder among ACC guards

- Added 23 pounds between August 2019 and October 2021, while maintaining the same body fat percentage

- Increased his one-step vertical jump by five inches (34.5 to 39.5) and his high touch by 6.5 inches (10-10.5 to 11-5) between May 2022 and September 2022, as well as upped his max power clean by 30 pounds (155 to 185), his max bench press by 25 pounds (200 to 225) and his max-rep chin-up count by five (15 to 20), the latter mark second-most on the team

- Scored in double figures in each of his first nine starts, beginning with a 19-point performance at North Carolina (1/25/20), after not tallying even nine points in any of his first 18 appearances

- Averaged 3.1 points, 1.7 rebounds and 0.6 assists in 12.9 minutes per game through his first 18 outings, shooting 29.7% overall, 30.8% from deep and 60.9% at the line; in his next 40 outings (rest of 2019-20 and all of 2020-21), averaged 16.2 points, 4.8 rebounds and 2.1 assists in 34.6 minutes per game, shooting 44.2% from the floor, 35.7% on 3-pointers and 83.9% at the stripe

- With 23 points at eighth-ranked Florida State (2/8/20), became the eighth Miami freshman (sixth true) with a 20-point performance in the ACC era (2004-05) and the third of that group to do so on the road

- His 27 points at Virginia Tech (2/19/20) are the 10th-most by a Miami freshman—ninth-most by a true freshman—since the program rebirth (1985-86) and he is the ninth freshman (eighth true) since then to log a 25-point outing, including the fifth freshman (fourth true) to do so on the road

- The lone six DI players in a 12-year stretch from 2010-11 to 2021-22 to post 27-plus points, 12-plus rebounds and 14-plus made free throws in a game without a miss were Wong (2/19/20 at Virginia Tech), Jackson State's Tristan Jarrett (3/1/21 vs. Arkansas-Pine Bluff), Coastal Carolina's DeVante' Jones (3/7/20 at UT Arlington), South Dakota State's Mike Daum (1/3/18 at North Dakota State), High Point's John Brown (2/15/14 at Radford) and USC's Nikola Vucevic (12/29/10 vs. Washington)

- Claimed two straight ACC Freshman of the Week accolades—only six prior Miami players won the award even once—in 2019-20, becoming the third Hurricane to win back-to-back weekly conference rookie accolades, joining Lonnie Walker (2017-18) and Tim James (1995-96 in the BIG EAST), as well as just the 14th individual from any school to do so in the decade stretch from 2010-11 to 2019-20, with eight of the prior 13 going top-10 in the NBA Draft and all making the NBA

- Connected on 32 consecutive free throws over the course of two seasons, from his second attempt on 2/12/20 against Boston College through his second attempt on 12/4/20 versus Stetson

- Tallied career highs in points (30), assists (six) and made field goals (12) in the win over No. 16/18 Louisville (1/16/21), while tying a career best in made 3-pointers (three), grabbing seven rebounds and committing zero turnovers in 39 minutes, becoming the first Miami player in 25 seasons to log at least 30p/5r/5a, per ESPN Stats & Info

- One of five Hurricanes to score 30-plus points in a game under Jim Larrafaga, joining Bruce Brown Jr. (30 on 1/28/17 vs. No. 9/6 North Carolina), Sheldon McClellan (31 on 11/25/14 at Charlotte), Durand Scott (32 on 3/16/13 vs. NC State in ACC) and Kenny Kadji (30 on 1/2/12 vs. UNCG)

- Over the course of 11 seasons (2011-12 to 2021-22), was one of two ACC players, alongside North Carolina's Marcus Paige (1/4/16 at Florida State), to record 30p/5r/5a in a game with zero turnovers

- One of five players to record 30p/5r/5a/0t against a DI foe in 2020-21, alongside Jason Preston of Ohio, Tommy Kuhse of St. Mary's, Tavin Lovan of UAB and Miles McBride of West Virginia

- One of seven ACCs player in an 11-year span from 2011-12 to 2021-22 to register 30p/7r/6a in a contest, joining NC State's Anthony Barber, Duke's RJ Barrett, Boston College's Ky Bowman, NC State's Dereon Seabron, NC State's Dennis Smith and Wake Forest's Alondes Williams, with Wong the only one to tally zero turnovers

- Among the 13 players to post 30p/7r/6a versus a DI foe in 2020-21, including one of just three for or against a Power Five team, alongside Washington State's Noah Williams (2/18/21 vs. Cal) and Nebraska's Teddy Allen (2/23/21 vs. Penn State)

- Owns two of the three 19p/7r/6a games by a Hurricane during Jim Larrafaga's tenure—Durand Scott (24p/8r/7a) posted the other on 2/1/12 vs. Maryland—and is one of 15 ACC players in that same span (2011-12 to 2021-22) with multiple such games in a season, alongside Paolo Banchero, Anthony Barber, RJ Barrett, Ky Bowman, Elijah Hughes, Tre Jones, Jake LaRavia, Wendell Moore Jr., Lamar Patterson, Dereon Seabron, Dennis Smith Jr., Coby White, Alondes Williams, Michael Young

- Co-led the ACC with 11 20-point performances in 2020-21 and finished as one of four ACC players—joining Syracuse's Buddy Boeheim (six), Georgia Tech's Jose Alvarado (four) and Georgia Tech's Moses Wright (four)—to log four 25-point showings in 2020-21, as well as the first of three—alongside Boeheim and Wright—to reach 28 points three times

- Placed No. 12 in the 2020-21 All-ACC balloting with 102 points to earn Third Team All-ACC status and become the first Hurricane to make an all-conference team since Davon Reed in 2016-17

- Finished as the runner-up for 2020-21 ACC Most Improved Player, logging 13 votes to the 17 earned by Duke's Matthew Hurt, becoming the second Hurricane to place second for the honor, alongside Tonye Jekiri in 2014-15

- Scored the game-winning basket at Florida Atlantic (11/16/21) on a contested driving layup with 0.7 seconds remaining

- Tallied 14 of his 19 points in the final 10:09 of Miami's win over NC State (12/29/21), helping the Hurricanes rally back from an eight-point deficit to earn a sixth straight win

- Logged a then-season-high-tying 25 points and season-best eight rebounds in the win over North Carolina (1/18/22), finishing 5-of-8 from 3-point range to set a career high in makes

- Posted 20 points and a co-game-high seven rebounds at RV/No. 25 Wake Forest (2/12/22), icing the win with a contested, banked-in jump-shot with 11.2 ticks left that doubled the lead from two to four

- Made three free throws in the win at Louisville (2/16/22) to reach 171 in his career in ACC play, breaking the program record of 170 previously held by Durand Scott (2009-13) and Jack McClinton (2006-09)

- Scored a season-high 27 points at Boston College (3/2/22), finishing 9-of-16 (56.3 percent) from the floor, 5-of-9 (55.6 percent) on 3-pointers to tie a career high in makes and 4-of-4 (100 percent) at the line, becoming one of just 11 DI players in 2021-22 to reach each of those makes and percentage marks while scoring 27-plus points and grabbing seven-plus rebounds, including one of three in a Power Six league to do so

- Registered 22 points, including the team's first 13, in the NCAA Tournament Round of 64 victory over seventh-seeded USC (3/18/22)

| 2022-23              |    | P | R | A |
|----------------------|----|---|---|---|
| Opposition           |    |   |   |   |
| Lafayette            | 16 | 5 | 4 |   |
| UNC Greensboro       | 15 | 4 | 3 |   |
| Florida A&M          | 5  | 6 | 7 |   |
| vs. Providence       | 18 | 3 | 3 |   |
| vs. Maryland         | 22 | 2 | 3 |   |
| St. Francis Brooklyn | -  | - | - |   |
| at UCF               | -  | - | - |   |
| Rutgers              | -  | - | - |   |
| at Louisville        | -  | - | - |   |
| Cornell              | -  | - | - |   |
| NC State             | -  | - | - |   |
| St. Francis (PA)     | -  | - | - |   |
| Virginia             | -  | - | - |   |
| Vermont              | -  | - | - |   |
| at Notre Dame        | -  | - | - |   |
| at Georgia Tech      | -  | - | - |   |
| Boston College       | -  | - | - |   |
| at NC State          | -  | - | - |   |
| Syracuse             | -  | - | - |   |
| at Duke              | -  | - | - |   |
| at Florida State     | -  | - | - |   |
| at Pittsburgh        | -  | - | - |   |
| Virginia Tech        | -  | - | - |   |
| at Clemson           | -  | - | - |   |
| Duke                 | -  | - | - |   |
| Louisville           | -  | - | - |   |
| at North Carolina    | -  | - | - |   |
| Wake Forest          | -  | - | - |   |
| at Virginia Tech     | -  | - | - |   |
| Florida State        | -  | - | - |   |
| Pittsburgh           | -  | - | - |   |
| vs. TBD              | -  | - | - |   |

| 2020-21           |    | P  | R | A |
|-------------------|----|----|---|---|
| Opposition        |    |    |   |   |
| North Florida     | 20 | 7  | 2 |   |
| Stetson           | 17 | 12 | 3 |   |
| Purdue            | 11 | 3  | 1 |   |
| FGCU              | 20 | 3  | 1 |   |
| Pittsburgh        | 21 | 3  | 1 |   |
| Jacksonville      | 25 | 9  | 1 |   |
| at Virginia Tech  | 16 | 5  | 3 |   |
| Clemson           | 13 | 5  | 4 |   |
| North Carolina    | 8  | 4  | 0 |   |
| at NC State       | 24 | 9  | 2 |   |
| at Boston College | 6  | 5  | 3 |   |
| Louisville        | 30 | 7  | 6 |   |
| at Syracuse       | 16 | 4  | 0 |   |
| Notre Dame        | 16 | 4  | 3 |   |
| at Florida State  | 21 | 1  | 3 |   |
| at Wake Forest    | 14 | 7  | 1 |   |
| Duke              | 16 | 3  | 3 |   |
| Virginia Tech     | 19 | 8  | 6 |   |
| at Notre Dame     | 17 | 3  | 1 |   |
| Georgia Tech      | 4  | 3  | 1 |   |
| Florida State     | 29 | 4  | 1 |   |
| at Clemson        | 28 | 3  | 1 |   |
| at Virginia       | 10 | 6  | 2 |   |
| Boston College    | 9  | 1  | 5 |   |
| vs. Pittsburgh    | 20 | 2  | 4 |   |
| vs. Clemson       | 20 | 6  | 2 |   |
| vs. Georgia Tech  | 12 | 2  | 4 |   |

| 2021-22             |    | P | R | A |
|---------------------|----|---|---|---|
| Opposition          |    |   |   |   |
| Canisius            | 7  | 2 | 2 |   |
| UCF                 | 20 | 5 | 3 |   |
| at Florida Atlantic | 18 | 4 | 0 |   |
| Florida A&M         | 19 | 5 | 2 |   |
| vs. Dayton          | 10 | 4 | 1 |   |
| vs. vs. North Texas | 21 | 2 | 1 |   |
| vs. Alabama         | 14 | 3 | 3 |   |
| Rutgers             | 12 | 5 | 1 |   |
| Clemson             | 13 | 3 | 4 |   |
| Lipscomb            | 20 | 3 | 0 |   |
| vs. Fordham         | 17 | 7 | 2 |   |
| Stetson             | 16 | 6 | 4 |   |
| NC State            | 19 | 5 | 4 |   |
| Wake Forest         | 25 | 2 | 4 |   |
| Syracuse            | 14 | 2 | 3 |   |
| at Duke             | 15 | 4 | 1 |   |
| at Florida State    | 10 | 1 | 5 |   |
| North Carolina      | 25 | 8 | 2 |   |
| Florida State       | 22 | 4 | 2 |   |
| at Virginia Tech    | 12 | 1 | 0 |   |
| at Georgia Tech     | 8  | 6 | 3 |   |
| Notre Dame          | 18 | 4 | 2 |   |
| at Virginia         | 6  | 5 | 1 |   |
| Georgia Tech        | 14 | 7 | 1 |   |
| at Wake Forest      | 20 | 7 | 1 |   |
| at Louisville       | 15 | 8 | 1 |   |
| Virginia            | 10 | 7 | 3 |   |
| at Pittsburgh       | 4  | 0 | 1 |   |
| Virginia Tech       | 14 | 3 | 0 |   |
| at Boston College   | 27 | 7 | 1 |   |
| at Syracuse         | 15 | 3 | 2 |   |
| vs. Boston College  | 14 | 6 | 6 |   |
| vs. Duke            | 7  | 2 | 0 |   |
| vs. USC             | 22 | 4 | 1 |   |
| vs. Auburn          | 21 | 6 | 2 |   |
| vs. Iowa State      | 7  | 4 | 3 |   |
| vs. Kansas          | 15 | 3 | 3 |   |

| 2019-20            |    | P  | R | A |
|--------------------|----|----|---|---|
| Opposition         |    |    |   |   |
| Louisville         | 2  | 2  | 0 |   |
| Florida Atlantic   | 4  | 1  | 0 |   |
| at UCF             | 0  | 1  | 0 |   |
| Quinnipiac         | 7  | 1  | 2 |   |
| vs. Missouri State | 5  | 0  | 2 |   |
| vs. Florida        | 5  | 3  | 1 |   |
| vs. UConn          | 7  | 1  | 3 |   |
| at Illinois        | 2  | 2  | 0 |   |
| Alabama A&M        | 4  | 2  | 1 |   |
| vs. Temple         | 0  | 0  | 0 |   |
| Coppin State       | 3  | 2  | 2 |   |
| at Clemson         | 0  | 1  | 0 |   |
| Duke               | 2  | 1  | 0 |   |
| at Louisville      | 3  | 2  | 0 |   |
| Pittsburgh         | 2  | 3  | 0 |   |
| at NC State        | 2  | 6  | 0 |   |
| Florida State      | 0  | 0  | 0 |   |
| at Duke            | 8  | 1  | 0 |   |
| at North Carolina  | 19 | 2  | 3 |   |
| Virginia Tech      | 10 | 1  | 1 |   |
| Pittsburgh         | 15 | 2  | 0 |   |
| at NC State        | 12 | 7  | 2 |   |
| at Florida State   | 23 | 1  | 1 |   |
| Boston College     | 21 | 5  | 3 |   |
| Wake Forest        | 13 | 4  | 3 |   |
| at Virginia Tech   | 27 | 12 | 1 |   |
| at Notre Dame      | 12 | 3  | 0 |   |
| at Georgia Tech    | 6  | 6  | 0 |   |
| Virginia           | 0  | 3  | 0 |   |
| Syracuse           | 18 | 9  | 4 |   |
| vs. Clemson        | 8  | 6  | 3 |   |

## WONG CAREER / SEASON HIGHS

|                                    |                                   |
|------------------------------------|-----------------------------------|
| <b>Points</b>                      |                                   |
| Career:                            | 30, vs. Louisville, 1/16/21       |
| Season:                            | 22-, vs. Maryland, 11/20/22       |
| ACC:                               | 30, vs. Louisville, 1/16/21       |
| <b>Rebounds</b>                    |                                   |
| Career:                            | 12*, vs. Stetson, 12/4/20         |
| Season:                            | 6, vs. Florida A&M, 11/15/22      |
| ACC:                               | 12, at Virginia Tech, 2/19/20     |
| <b>Assists</b>                     |                                   |
| Career:                            | 7, vs. Florida A&M, 11/15/22      |
| Season:                            | 7, vs. Florida A&M, 11/15/22      |
| ACC:                               | 6*, vs. Virginia Tech, 2/6/21     |
| <b>Steals</b>                      |                                   |
| Career:                            | 3*, vs. Lafayette, 11/7/22        |
| Season:                            | 3~*, vs. Providence, 11/19/22     |
| ACC:                               | 3*, at Florida State, 1/11/22     |
| <b>Blocked Shots</b>               |                                   |
| Career:                            | 2*, at Syracuse, 3/5/22           |
| Season:                            | 1*, vs. UNC Greensboro, 11/11/22  |
| ACC:                               | 2*, at Syracuse, 3/5/22           |
| <b>Field Goals Made</b>            |                                   |
| Career:                            | 12, vs. Louisville, 1/16/21       |
| Season:                            | 8-, vs. Maryland, 11/20/22        |
| ACC:                               | 12, vs. Louisville, 1/16/21       |
| <b>Field Goal Attempts</b>         |                                   |
| Career:                            | 20, vs. Louisville, 1/16/21       |
| Season:                            | 17-, vs. Maryland, 11/20/22       |
| ACC:                               | 20, vs. Louisville, 1/16/21       |
| <b>3-Point Field Goals Made</b>    |                                   |
| Career:                            | 5*, at Boston College, 3/2/22     |
| Season:                            | 3*, vs. UNC Greensboro, 11/11/22  |
| ACC:                               | 5*, at Boston College, 3/2/22     |
| <b>3-Point Field Goal Attempts</b> |                                   |
| Career:                            | 12, at Syracuse, 1/19/21          |
| Season:                            | 9, vs. Lafayette, 11/7/22         |
| ACC:                               | 12, at Syracuse, 1/19/21          |
| <b>Free Throws Made</b>            |                                   |
| Career:                            | 14, at Virginia Tech, 2/19/20     |
| Season:                            | 4*-, vs. Maryland, 11/20/22       |
| ACC:                               | 14, at Virginia Tech, 2/19/20     |
| <b>Free Throw Attempts</b>         |                                   |
| Career:                            | 14, at Virginia Tech, 2/19/20     |
| Season:                            | 5~*, vs. Maryland, 11/20/22       |
| ACC:                               | 14, at Virginia Tech, 2/19/20     |
| <b>Minutes</b>                     |                                   |
| Career:                            | 42*~, vs. Boston College, 3/10/22 |
| Season:                            | 38, vs. UNC Greensboro, 11/11/22  |
| ACC:                               | 42, at Virginia Tech, 2/19/20     |

\* Recorded more than once with most recent listed  
~ Regular season game at neutral site  
^ ACC Tournament



# ISAIAH WONG

# #2

- Scored 21 points in the second-round triumph over second-seeded Auburn (3/20/22), becoming the first Hurricane with 20-point showings in his first two NCAA Tournament games, per ESPN Stats & Info
- One of two DI players, alongside Baylor Scheierman, to average at least 15.0 points, 4.0 rebounds and 2.0 assists with fewer than 2.0 turnovers per game in both 2020-21 and 2021-22
- Second two-time Preseason All-ACC designee in program history, alongside Chris Lykes, and the only Hurricane with two such first-team recognitions
- Averaged 20.0 points, 3.0 assists and 3.0 steals per game on 48.4 percent shooting against Providence (11/19/22) and Maryland (11/20/22) to earn Naismith Basketball HOF Tip-Off All-Tournament Team honors

**As a Fourth-Year Junior (2022-23):** *Preseason First Team All-ACC ... NABC Player of the Year Watch List ... Naismith Trophy Preseason Watch List ... Wooden Award Preseason Watch List ... Jerry West Award Watch List ... Naismith Basketball HOF Tip-Off All-Tournament Team*

**As a Third-Year Sophomore (2021-22):** *Third Team All-ACC ... Preseason First Team All-ACC ... Jerry West Award Watch List*

One of four Hurricanes to appear in all 37 contests, starting 36 ... Averaged 15.3 points, 4.3 rebounds, 2.0 assists and 0.9 steals in 33.8 minutes per game ... Shot 45.2 percent from the floor and 74.8 percent at the line ... Placed second among Hurricanes in scoring, made field goals (207), free-throw percentage, made free throws (104), free-throw attempts (139) and minutes ... Ranked third in rebounding, assists, made 3-pointers (48) and defensive rebounding (3.6) ... The 42nd 1,000-point scorer in program history and 27th to hit that mark in three or fewer seasons ... Logged the fourth-most single-season minutes (1,252) and co-fifth-most single-season starts in program history ... In ACC-only play, finished third on Miami's single-season leaderboard in minutes (679), fourth in made field goals (109), fifth in points (306), co-eighth in free-throw attempts (77) and ninth in made free throws (58) ... Set the program's career record for made free throws in ACC play (182) ... Made the fifth-most free throws (eight) in an NCAA Tournament game by a Hurricane ... Fifth Miami player to make five free throws in an NCAA Tournament contest without a miss (5-of-5) ... Fourth Hurricane to earn multiple All-ACC honors in a career, alongside Jack McClinton (2006-07, 2007-08 and 2008-09), Guillermo Diaz (2004-05 and 2005-06) and Kenny Kadji (2011-12 and 2012-13) ... Ranked fourth in the ACC in made field goals (No. 68 in NCAA), No. 10 in 20-point games (10), No. 11 in free-throw percentage and No. 13 in points per game ... In ACC-only action, finished No. 12 in free-throw percentage (75.3), co-No. 12 in made field goals (109) and No. 14 in scoring (15.3) ... Nationally, placed No. 17 among DI players in total minutes, No. 53 in field-goal attempts (458) and No. 83 in total points (566) ... First ACC player since Wayne Ellington (2007-09) to post a second straight season averaging 15-plus points, four-plus rebounds and two-plus assists with fewer than two turnovers per game ... One of 64 DI players with at least 28 13-point outings ... Scored in double digits 31 times, including in 19 straight games, with 15-plus on 20 occasions, including eight in a 10-game stretch ... Tallied 25-plus in four of his 10 20-point outings ... Snatched at least five rebounds 16 times, including five in a row, with seven-plus seven times, including four straight ... Distributed three-plus assists on 13 occasions, with five-plus twice ... Posted multiple steals in 11 games, including four in a row ... Played over 30 minutes in all but four games, with 35-plus 10 times and 39-plus thrice ... Led or co-led the Hurricanes in scoring 11 times, in rebounding six times, in assists six times, in steals six times and in blocks four times ... Tied for the second-most made field goals (11) and the third-most points (27) by a Miami player in a single game, as well as recorded two of the four instances with six-plus made free throws without a miss. *Additional season information available on MiamiHurricanes.com website bio page.*

**As a Sophomore (2020-21):** *Third Team All-ACC ... ACC All-Tournament Second Team*

Season did not count towards eligibility due to COVID-19 pandemic ... One of two Hurricanes to appear in all 27 games, leading the team with 26 starts ... Averaged 17.1 points, 4.8 rebounds, 2.4 assists and 1.1 steals per game ... Paced Miami in scoring and minutes (35.5) averages, while finishing third in rebounds, assists and steals per contest ... Second Hurricane—third occurrence—since the program rebirth (1985-86) to average at least 16.0 points 4.5 rebounds and 2.0 assists per game, alongside Eric Brown (twice) ... Seventh Miami player since the rebirth to average 35-plus minutes per game, tying for fifth place at 35.5 ... Finished top-10 on Miami's single-season ACC-only leaderboards in six categories: tied for second in made free throws (69), third in made field goals (104), third in free-throw attempts (84), tied for fourth in minutes per game (35.1), fifth in scoring (16.1) and tied for ninth in made 3-pointers (40) ... Tallied the most single-season 20-point games by a Hurricane in the Jim Larraga era and tied for the most 25-point showings ... Tied for the second-most made field goals by a Hurricane in an ACC game (12), becoming the third—fourth occurrence—to reach that number, including the first since Jack McClinton on 2/7/09 ... Fifth Hurricane to score 30 points in a game under Jim Larraga and first since Bruce Brown Jr., on 1/28/17 ... Just the third Hurricane with back-to-back 20-point games in the ACC Tournament, including the second, alongside Shane Larkin, to do so in the same year ... Runner-up in ACC Most Improved Player voting ... One of three ACC players with a trio of 28-point outings and one of four with at least four 25-point games ... Co-led the ACC with 11 20-point performances ... Led the ACC in total points (462; No. 47 in NCAA), made free throws (102; No. 61 in NCAA) and free throws attempted (127; No. 75 in NCAA) ... Placed fourth in the ACC in free-throw percentage (80.3), made field goals (155; No. 86 in NCAA) and total minutes (958; No. 54 in NCAA) ... Ranked fifth in the ACC in points per game (17.1) and minutes per game (35.5), plus ninth in made 3-pointers (50), No. 12 in field goal percentage (43.1) and No. 16 in total steals (30) ... In league-only action, led the ACC in free throws made (69) and attempted (84), as well as placed second in total points (317) and total minutes (666), plus tied for second in 20-point games (six) ... Also finished fourth in made field goals (104), sixth in points per game (16.7), sixth in free-throw percentage (82.1), seventh in made 3-pointers (40), eighth in minutes per game (35.1) and No. 14 in field-goal percentage (41.8) ... Tied for the fourth-most made field goals in a game by an ACC player, notching one of the only six instances of someone reaching 12-plus ... Posted a plus-9.4 scoring increase from 2019-20, the seventh-best improvement of any Power Five player—just eight reached 9.0—and tops in the ACC ... One of four Power Five players to average at least 17.1 points, 4.7 rebounds, 2.3 assists and 1.0 steal per game ... Scored double-figure points 23 times, with 15-plus 18 times, 20-plus 11 times, 25-plus four times and 30 once ... Notched five-plus rebounds 12 times, including in eight of the first 12 games, with eight-plus four times ... Dished out four assists six times, including in three of the last four outings ... Logged multiple steals nine times, including in four of the first five contests ... Tallied one double-double ... Played 30-plus minutes 24 times, 35-plus 20 times and all 40 twice ... Committed three-plus turnovers just seven times, with four only twice ... Led Miami in scoring a team-best 16 times, as well in assists nine times to rank second, plus placed first in steals six times, in blocks six times and in rebounding four times. *Additional season information available on MiamiHurricanes.com website bio page.*

**As a Freshman (2019-20):** *Two-time ACC Freshman of the Week (2/17, 2/24) ... College Sports Madness ACC Player of the Week (2/17)*

One of three Hurricanes to appear in all 31 games, earning starts in the final 13 ... Averaged 7.7 points, 3.0 rebounds and 1.0 assist in 21.2 minutes per contest ... Shot 82.9 percent from the free-throw line and 37.3 percent from 3-point range, both second-best on the team ... Fourth Hurricane to win multiple ACC Freshman of the Week honors and the second to do so back-to-back, joining Lonnie Walker IV (February 2018) ... Lone player to claim the accolade consecutively in 2019-20 and just the 14th in the nine seasons since Jim Larraga got to Miami ... Tied for seventh in ACC-only free-throw percentage with an 80.9 clip ... Tied for the most made free throws in a game (14) without a miss by an ACC player—the second-best mark at Miami since the program rebirth in 1985-96—and tied for the third-most made free throws ... Fourth of five DI players in the last 10 years to record a 27-point, 12-rebound game while hitting 14 free throws without a miss and the first Power Six player to do so since USC junior Nikola Vucevic on 12/29/10 ... First DI freshman in the last decade to notch a 25-point, 10-rebound game while making 10 free throws without a miss and one of just three players nationally to do so in 2019-20, joining Washington State sophomore CJ Elleby and Coastal Carolina sophomore DeVante' Jones ... First Miami freshman with a double-double since Bruce Brown Jr., on 12/22/16, first to do so in league play since Dwayne Collins on 2/21/07 and first to do so on the road since Collins on 1/16/07 ... Sixth Miami freshman (fifth true) since the program rebirth to notch back-to-back 20-point games, including the second in the ACC era and fourth in league play ... Fifth Miami freshman (fourth true) since the program rebirth with multiple 20-point road games and the second to do so in conference action, joining Darius Rice (2000-01 in the BIG EAST) ... One of 13 Miami freshmen (11 true) since the program rebirth with at least three 20-point showings, including the fourth of the ACC era, alongside Lonnie Walker IV (2017-18), Bruce Brown Jr. (2016-17) and Durand Scott (2009-10) ... Ninth freshman (eighth true) since the program rebirth to tally a 25-point performance, including the fifth (fourth true) to do so on the road ... Logged the second-best single-season free-throw percentage and third-most made free throws (63) by a Miami freshman in the ACC era, as well as played the second-most minutes (42) in a game by a Miami freshman in that time ... Shot 49-of-53 (92.5 percent) from the line in the last 13 games, making his final 28 attempts ... Posted the most (14) and tied for the second-most (eight) made free throws in a game by a Hurricane, as well as tied for the best single-game field goal clip (5-of-6), tallied three of the four perfect 3-point marks on multiple attempts and tied for the third-most points (27) in an outing ... Scored 10-plus points 10 times, all in the final 13 games, notching 15-plus in six outings and 20-plus thrice ... Logged five-plus assists on seven occasions, reaching double figures once, and played 30-plus minutes eight times, all in the last 13 games ... Led the Hurricanes in scoring in seven outings and in rebounding three times. *Additional season information available on MiamiHurricanes.com website bio page.*

**High School:** Graduated from Monsignor Bonner (Pa.) ... Consensus top-90, four-star recruit ... Ranked No. 78 nationally, including No. 12 among point guards, by Rivals ... Tabbed No. 83 in the country and No. 16 among shooting guards by ESPN ... Listed No. 87 overall, including No. 13 among combo guards, by 247Sports, as well as No. 79 nationally in its composite rankings ... McDonald's All-American Game nominee ... Helped Bonner go 22-6 and reach the 4A state finals his senior season, logging 29 points and eight rebounds in the title game ... Averaged 22.0 points and 7.4 rebounds per game, claiming a second straight Philadelphia Catholic League MVP distinction ... Posted 22.3 points and 6.9 boards per game as a junior, winning his first PCL MVP award ... Attended Notre Dame (N.J.) the first two years of his high school tenure ... Won the Mercer County Tournament title as a freshman ... Notable Bonner alums include former NBA general managers John Nash and Ed Stefanski, former La Salle head men's basketball coach Ashley Howard, former 42-year Villanova head women's basketball coach Harry Perretta, 1973 Heisman Trophy winner John Cappelletti and 12-year NFL veteran Anthony Becht.

**Personal:** Full name is Isaiah Robert-Johan Wong ... Nickname is Zay ... Born Jan. 28, 2001 ... Parents are Terrence and Lachelle Wong ... Has two older brothers, Brian and Tyler, and a younger brother, Elijah ... Majoring in criminology with a minor in sport administration ... Favorite athlete is Kobe Bryant ... Best sports memory is making a game-winning shot against Roman Catholic in a league game as a senior ... Chose Miami because he felt it was a great opportunity and he could have a big role ... Committed to Miami over Clemson, Connecticut, Pittsburgh and Villanova.

| Year         | CAREER STATISTICS |           |             |             | Total      |             |             | 3-Point    |            |             | Free Throws |            |             | Rebounds  |            |            | Scoring    |            |          |            |            |           |           |             |             |
|--------------|-------------------|-----------|-------------|-------------|------------|-------------|-------------|------------|------------|-------------|-------------|------------|-------------|-----------|------------|------------|------------|------------|----------|------------|------------|-----------|-----------|-------------|-------------|
|              | GP                | GS        | Min         | Avg         | FG         | FGA         | Pct         | FG         | FGA        | Pct         | FT          | FTA        | Pct         | Off       | Def        | Tot        | Avg        | PF         | FO       | Ast        | TO         | Blk       | Stl       | Pts         | Avg         |
| 2019-20      | 31                | 13        | 657         | 21.2        | 79         | 190         | .416        | 19         | 51         | .373        | 63          | 76         | .829        | 33        | 59         | 92         | 3.0        | 43         | 0        | 32         | 52         | 11        | 15        | 240         | 7.7         |
| 2020-21      | 27                | 26        | 960         | 35.6        | 155        | 360         | .431        | 50         | 144        | .347        | 102         | 127        | .803        | 22        | 107        | 129        | 4.8        | 44         | 0        | 64         | 48         | 13        | 30        | 462         | 17.1        |
| 2021-22      | 37                | 36        | 1252        | 33.8        | 207        | 458         | .452        | 48         | 159        | .302        | 104         | 139        | .748        | 23        | 135        | 158        | 4.3        | 66         | 2        | 75         | 52         | 11        | 35        | 566         | 15.3        |
| 2022-23      | 5                 | 5         | 170         | 34.0        | 26         | 63          | .413        | 8          | 22         | .364        | 16          | 20         | .800        | 3         | 17         | 20         | 4.0        | 10         | 0        | 20         | 9          | 2         | 10        | 76          | 15.2        |
| <b>TOTAL</b> | <b>100</b>        | <b>80</b> | <b>3039</b> | <b>30.4</b> | <b>467</b> | <b>1071</b> | <b>.436</b> | <b>125</b> | <b>376</b> | <b>.332</b> | <b>285</b>  | <b>362</b> | <b>.787</b> | <b>81</b> | <b>318</b> | <b>399</b> | <b>4.0</b> | <b>163</b> | <b>2</b> | <b>191</b> | <b>161</b> | <b>37</b> | <b>90</b> | <b>1344</b> | <b>13.4</b> |

# BOX SCORES

Official Basketball Box Score - Final  
**LaHayette at Miami (FL)**  
 11/02/22 Weiss Center, Coral Gables  
 2022-23 Men's Basketball  
 Game Time: 7:00 PM  
 Game Duration: 1:02  
 Attendance: 4,769

| NO. Name               | Min     | FG    | 3P    | FT    | Rebounds |     | Fouls |    | TP | AS | TO | ST | Blocks | BS | SA | BA | + |    |
|------------------------|---------|-------|-------|-------|----------|-----|-------|----|----|----|----|----|--------|----|----|----|---|----|
|                        |         |       |       |       | Off      | Def | PF    | FT |    |    |    |    |        |    |    |    |   |    |
| 00. Josh Rovira        | F 35:58 | 2-3   | 0-0   | 2-2   | 1        | 5   | 6     | 2  | 0  | 0  | 3  | 1  | 0      | 0  | 0  | 0  | 0 | 6  |
| 14. Kyle Jenkins       | F 30:00 | 4-8   | 1-5   | 1-2   | 5        | 7   | 2     | 1  | 0  | 1  | 3  | 1  | 0      | 0  | 0  | 0  | 0 | 14 |
| 33. Leo O'Boyle        | F 30:07 | 2-9   | 2-8   | 2-2   | 2        | 4   | 2     | 3  | 0  | 2  | 0  | 0  | 0      | 0  | 0  | 0  | 0 | 2  |
| 1. Ryan Zambie         | F 05:03 | 0-1   | 0-0   | 0-1   | 1        | 1   | 0     | 0  | 0  | 0  | 0  | 0  | 0      | 0  | 0  | 0  | 0 | 1  |
| 4. CJ Fuhon            | G 28:30 | 6-9   | 5-7   | 0-1   | 0        | 4   | 4     | 4  | 2  | 1  | 2  | 1  | 0      | 0  | 0  | 0  | 0 | 7  |
| 20. T.J. Berger        | 29:29   | 2-12  | 2-9   | 0-0   | 1        | 6   | 7     | 5  | 1  | 0  | 2  | 2  | 0      | 0  | 0  | 0  | 0 | 3  |
| 44. Justin Vander Bann | 22:11   | 2-7   | 0-1   | 3-3   | 2        | 0   | 2     | 3  | 2  | 0  | 1  | 0  | 0      | 0  | 0  | 0  | 0 | 12 |
| 21. Ryan Paitt         | 18:15   | 0-3   | 0-3   | 0-0   | 0        | 1   | 1     | 2  | 0  | 0  | 0  | 0  | 0      | 0  | 0  | 0  | 0 | 10 |
| 3. Devin Hines         | 10:23   | 0-0   | 0-0   | 0-0   | 0        | 0   | 0     | 0  | 0  | 0  | 0  | 0  | 0      | 0  | 0  | 0  | 0 | 1  |
| 11. Isaiah Thompson    | 05:23   | 0-0   | 0-0   | 0-0   | 0        | 0   | 0     | 0  | 0  | 0  | 0  | 0  | 0      | 0  | 0  | 0  | 0 | 1  |
| 5. Eric Sornberg       | 00:22   | 0-0   | 0-0   | 0-0   | 0        | 0   | 0     | 0  | 0  | 0  | 0  | 0  | 0      | 0  | 0  | 0  | 0 | 1  |
| 16. Chris Babayo       | 00:22   | 0-0   | 0-0   | 0-0   | 0        | 0   | 0     | 0  | 0  | 0  | 0  | 0  | 0      | 0  | 0  | 0  | 0 | 1  |
| Team                   |         |       |       |       | 1        | 2   | 0     | 0  |    |    |    |    |        |    |    |    |   |    |
| Totals                 |         | 15-52 | 10-34 | 11-21 | 9        | 25  | 34    | 21 | 17 | 24 | 14 | 4  | 2      | 1  | 1  | 13 | 2 |    |

Technical Fouls: NONE

Shooting By Period

|               |          |         |          |         |           |       |       |       |       |        |       |       |       |   |  |  |  |  |
|---------------|----------|---------|----------|---------|-----------|-------|-------|-------|-------|--------|-------|-------|-------|---|--|--|--|--|
| 1st           | FG: 5-15 | 3P: 2-6 | FT: 4-11 | Reb: 11 | Fouls: 10 | TP: 0 | AS: 0 | TO: 3 | ST: 0 | Blk: 0 | BS: 0 | SA: 0 | BA: 0 | + |  |  |  |  |
| 2nd           | FG: 6-16 | 3P: 3-7 | FT: 2-4  | Reb: 8  | Fouls: 11 | TP: 0 | AS: 0 | TO: 3 | ST: 0 | Blk: 0 | BS: 0 | SA: 0 | BA: 0 | + |  |  |  |  |
| 3rd           | FG: 4-18 | 3P: 2-7 | FT: 2-2  | Reb: 6  | Fouls: 10 | TP: 0 | AS: 0 | TO: 3 | ST: 0 | Blk: 0 | BS: 0 | SA: 0 | BA: 0 | + |  |  |  |  |
| 4th           | FG: 4-10 | 3P: 1-3 | FT: 2-2  | Reb: 5  | Fouls: 10 | TP: 0 | AS: 0 | TO: 3 | ST: 0 | Blk: 0 | BS: 0 | SA: 0 | BA: 0 | + |  |  |  |  |
| OT            | FG: 0-0  | 3P: 0-0 | FT: 0-0  | Reb: 0  | Fouls: 0  | TP: 0 | AS: 0 | TO: 0 | ST: 0 | Blk: 0 | BS: 0 | SA: 0 | BA: 0 | + |  |  |  |  |
| GM FOL: 19-52 |          |         |          |         |           |       |       |       |       |        |       |       |       |   |  |  |  |  |
| GM FOL: 19-54 |          |         |          |         |           |       |       |       |       |        |       |       |       |   |  |  |  |  |
| FTL: 8-16     |          |         |          |         |           |       |       |       |       |        |       |       |       |   |  |  |  |  |

Official Basketball Box Score - Final  
**UNC Greensboro at Miami (FL)**  
 11/02/22 Weiss Center, Coral Gables  
 2022-23 Men's Basketball  
 Game Time: 7:00 PM  
 Game Duration: 1:02  
 Attendance: 4,001

| NO. Name               | Min     | FG    | 3P   | FT   | Rebounds |     | Fouls |    | TP | AS | TO | ST | Blocks | BS | SA | BA | + |    |
|------------------------|---------|-------|------|------|----------|-----|-------|----|----|----|----|----|--------|----|----|----|---|----|
|                        |         |       |      |      | Off      | Def | PF    | FT |    |    |    |    |        |    |    |    |   |    |
| 2. Mohammed Abdulsalam | F 21:33 | 1-5   | 0-0  | 1-1  | 2        | 2   | 4     | 3  | 4  | 1  | 4  | 0  | 0      | 0  | 0  | 0  | 0 | 15 |
| 23. Blake Lewis        | F 20:26 | 5-9   | 0-2  | 2-2  | 1        | 3   | 4     | 1  | 1  | 1  | 0  | 1  | 0      | 0  | 0  | 0  | 0 | 11 |
| 0. Keyshawn Langley    | G 27:22 | 3-7   | 2-5  | 0-1  | 0        | 3   | 0     | 2  | 0  | 8  | 4  | 0  | 0      | 0  | 0  | 0  | 0 | 1  |
| 11. Kwanita Kinnedy    | G 23:40 | 4-18  | 4-8  | 0-0  | 2        | 7   | 0     | 0  | 0  | 0  | 0  | 0  | 0      | 0  | 0  | 0  | 0 | 12 |
| 24. Dante Tracy        | F 27:59 | 2-7   | 1-4  | 6-6  | 0        | 1   | 4     | 0  | 3  | 1  | 1  | 0  | 0      | 0  | 0  | 0  | 0 | 16 |
| 20. Mikeal Brown-Jones | 19:34   | 6-11  | 0-0  | 3-3  | 1        | 4   | 0     | 0  | 0  | 0  | 0  | 1  | 0      | 0  | 0  | 0  | 0 | 3  |
| 9. Kobe Langley        | 22:48   | 2-4   | 0-1  | 0-0  | 0        | 1   | 1     | 0  | 4  | 4  | 1  | 0  | 0      | 0  | 0  | 0  | 0 | 11 |
| 12. Donovan Atwell     | 04:44   | 0-1   | 0-1  | 0-0  | 0        | 1   | 0     | 1  | 0  | 1  | 0  | 0  | 0      | 0  | 0  | 0  | 0 | 3  |
| 3. Kobe Langley        | 12:35   | 0-1   | 0-0  | 0-0  | 0        | 1   | 0     | 0  | 0  | 2  | 0  | 0  | 0      | 0  | 0  | 0  | 0 | 3  |
| 20. Jordan Szarenu     | 06:21   | 1-1   | 0-0  | 0-0  | 0        | 0   | 0     | 0  | 0  | 0  | 0  | 0  | 0      | 0  | 0  | 0  | 0 | 2  |
| Team                   |         |       |      |      | 1        | 2   | 0     | 0  |    |    |    |    |        |    |    |    |   |    |
| Totals                 |         | 24-58 | 8-23 | 9-13 | 9        | 18  | 27    | 17 | 15 | 0  | 11 | 1  | 0      | 0  | 0  | 0  | 0 | 11 |

Technical Fouls: NONE

Shooting By Period

|               |           |          |          |         |           |       |       |       |       |        |       |       |       |   |  |  |  |  |
|---------------|-----------|----------|----------|---------|-----------|-------|-------|-------|-------|--------|-------|-------|-------|---|--|--|--|--|
| 1st           | FG: 13-28 | 3P: 4-12 | FT: 6-11 | Reb: 13 | Fouls: 15 | TP: 0 | AS: 0 | TO: 5 | ST: 0 | Blk: 0 | BS: 0 | SA: 0 | BA: 0 | + |  |  |  |  |
| 2nd           | FG: 5-13  | 3P: 1-3  | FT: 3-5  | Reb: 6  | Fouls: 10 | TP: 0 | AS: 0 | TO: 3 | ST: 0 | Blk: 0 | BS: 0 | SA: 0 | BA: 0 | + |  |  |  |  |
| 3rd           | FG: 3-4   | 3P: 0-0  | FT: 0-0  | Reb: 3  | Fouls: 11 | TP: 0 | AS: 0 | TO: 3 | ST: 0 | Blk: 0 | BS: 0 | SA: 0 | BA: 0 | + |  |  |  |  |
| 4th           | FG: 11-30 | 3P: 3-7  | FT: 2-2  | Reb: 8  | Fouls: 10 | TP: 0 | AS: 0 | TO: 3 | ST: 0 | Blk: 0 | BS: 0 | SA: 0 | BA: 0 | + |  |  |  |  |
| OT            | FG: 0-0   | 3P: 0-0  | FT: 0-0  | Reb: 0  | Fouls: 0  | TP: 0 | AS: 0 | TO: 0 | ST: 0 | Blk: 0 | BS: 0 | SA: 0 | BA: 0 | + |  |  |  |  |
| GM FOL: 24-58 |           |          |          |         |           |       |       |       |       |        |       |       |       |   |  |  |  |  |
| GM FOL: 24-58 |           |          |          |         |           |       |       |       |       |        |       |       |       |   |  |  |  |  |
| FTL: 6-13     |           |          |          |         |           |       |       |       |       |        |       |       |       |   |  |  |  |  |

Official Basketball Box Score - Final  
**Florida A&M at Miami (FL)**  
 11/02/22 Weiss Center, Coral Gables  
 2022-23 Men's Basketball  
 Game Time: 7:00 PM  
 Game Duration: 1:02  
 Attendance: 4,339

| NO. Name               | Min     | FG    | 3P   | FT  | Rebounds |     | Fouls |    | TP | AS | TO | ST | Blocks | BS | SA | BA | + |    |    |
|------------------------|---------|-------|------|-----|----------|-----|-------|----|----|----|----|----|--------|----|----|----|---|----|----|
|                        |         |       |      |     | Off      | Def | PF    | FT |    |    |    |    |        |    |    |    |   |    |    |
| 5. Jaylen Blass        | F 27:23 | 4-8   | 1-2  | 0-0 | 3        | 4   | 7     | 3  | 3  | 1  | 1  | 1  | 0      | 0  | 0  | 0  | 0 | 11 |    |
| 10. Chase Blass        | F 23:31 | 1-3   | 0-0  | 0-0 | 1        | 4   | 5     | 1  | 0  | 2  | 1  | 2  | 1      | 0  | 0  | 0  | 0 | 0  | 22 |
| 4. Haidar Louai-Jabari | G 20:22 | 4-5   | 2-2  | 0-0 | 1        | 1   | 1     | 1  | 2  | 2  | 3  | 1  | 0      | 0  | 0  | 0  | 0 | 19 |    |
| 15. Noah Mahan         | G 07:35 | 0-1   | 0-0  | 0-0 | 0        | 0   | 0     | 0  | 0  | 0  | 0  | 0  | 0      | 0  | 0  | 0  | 0 | 1  | 7  |
| 23. Jordan Tilton      | G 33:00 | 3-11  | 0-1  | 1-3 | 0        | 1   | 1     | 2  | 7  | 0  | 0  | 0  | 0      | 0  | 0  | 0  | 0 | 2  | 12 |
| 1. Byron Smith         | F 06:38 | 3-11  | 0-4  | 0-0 | 0        | 3   | 3     | 1  | 1  | 6  | 2  | 0  | 0      | 0  | 0  | 0  | 0 | 1  | 17 |
| 14. Tariq Easa         | 12:35   | 2-6   | 0-0  | 0-0 | 2        | 2   | 4     | 0  | 0  | 4  | 1  | 2  | 1      | 0  | 0  | 0  | 0 | 5  |    |
| 3. Jordan Chapman      | 05:56   | 0-5   | 0-4  | 1   | 6        | 7   | 2     | 1  | 0  | 1  | 5  | 0  | 0      | 0  | 0  | 0  | 0 | 19 |    |
| 3. Peyton Williams     | 16:51   | 4-5   | 0-1  | 0-0 | 1        | 0   | 0     | 0  | 9  | 1  | 0  | 0  | 0      | 0  | 0  | 0  | 0 | 4  |    |
| 34. Richard Matthews   | 00:55   | 0-0   | 0-0  | 0-0 | 0        | 0   | 0     | 0  | 0  | 0  | 0  | 0  | 0      | 0  | 0  | 0  | 0 | 4  |    |
| Team                   |         |       |      |     | 1        | 0   | 1     | 0  | 0  |    |    |    |        |    |    |    |   |    |    |
| Totals                 |         | 26-53 | 6-16 | 9-9 | 9        | 21  | 30    | 13 | 13 | 81 | 15 | 22 | 6      | 3  | 5  | 26 | 2 |    |    |

Technical Fouls: NONE

Shooting By Period

|               |           |          |         |         |           |       |       |       |       |        |       |       |       |   |  |  |  |  |
|---------------|-----------|----------|---------|---------|-----------|-------|-------|-------|-------|--------|-------|-------|-------|---|--|--|--|--|
| 1st           | FG: 12-29 | 3P: 4-11 | FT: 5-8 | Reb: 12 | Fouls: 15 | TP: 0 | AS: 0 | TO: 5 | ST: 0 | Blk: 0 | BS: 0 | SA: 0 | BA: 0 | + |  |  |  |  |
| 2nd           | FG: 10-20 | 3P: 2-5  | FT: 4-6 | Reb: 9  | Fouls: 11 | TP: 0 | AS: 0 | TO: 3 | ST: 0 | Blk: 0 | BS: 0 | SA: 0 | BA: 0 | + |  |  |  |  |
| 3rd           | FG: 1-2   | 3P: 0-0  | FT: 0-0 | Reb: 1  | Fouls: 10 | TP: 0 | AS: 0 | TO: 3 | ST: 0 | Blk: 0 | BS: 0 | SA: 0 | BA: 0 | + |  |  |  |  |
| 4th           | FG: 14-24 | 3P: 4-8  | FT: 2-2 | Reb: 7  | Fouls: 11 | TP: 0 | AS: 0 | TO: 3 | ST: 0 | Blk: 0 | BS: 0 | SA: 0 | BA: 0 | + |  |  |  |  |
| OT            | FG: 0-0   | 3P: 0-0  | FT: 0-0 | Reb: 0  | Fouls: 0  | TP: 0 | AS: 0 | TO: 0 | ST: 0 | Blk: 0 | BS: 0 | SA: 0 | BA: 0 | + |  |  |  |  |
| GM FOL: 26-53 |           |          |         |         |           |       |       |       |       |        |       |       |       |   |  |  |  |  |
| GM FOL: 26-53 |           |          |         |         |           |       |       |       |       |        |       |       |       |   |  |  |  |  |
| FTL: 4-10     |           |          |         |         |           |       |       |       |       |        |       |       |       |   |  |  |  |  |

| NO. Name          | Min     | FG    | 3P    | FT    | Rebounds |     | Fouls |    | TP | AS | TO | ST | Blocks | BS | SA | BA | +  |    |
|-------------------|---------|-------|-------|-------|----------|-----|-------|----|----|----|----|----|--------|----|----|----|----|----|
|                   |         |       |       |       | Off      | Def | PF    | FT |    |    |    |    |        |    |    |    |    |    |
| 15. Nochard Omer  | F 34:58 | 3-8   | 0-1   | 5-9   | 8        | 1   | 5     | 8  | 11 | 1  | 2  | 0  | 0      | 0  | 0  | 0  | 0  | 10 |
| 2. Isaiah Wong    | G 32:56 | 5-18  | 3-8   | 3-6   | 1        | 4   | 5     | 5  | 16 | 4  | 0  | 3  | 1      | 0  | 0  | 0  | 0  | 11 |
| 11. Jordan Miller | G 33:51 | 4-9   | 1-0   | 2     | 4        | 7   | 3     | 0  | 9  | 3  | 2  | 0  | 0      | 0  | 0  | 0  | 0  | 20 |
| 24. Nijel Pack    | G 28:20 | 5-13  | 4-10  | 2-2   | 3        | 5   | 3     | 3  | 2  | 0  | 0  | 0  | 0      | 0  | 0  | 0  | 0  | 20 |
| 55. Wogoa Popar   | G 34:26 | 1-3   | 1-3   | 1-2   | 4        | 6   | 1     | 4  | 1  | 2  | 1  | 0  | 0      | 0  | 0  | 0  | 0  | 12 |
| 1. Anthony Walker | 12:22   | 0-5   | 0-3   | 2-2   | 0        | 0   | 0     | 0  | 1  | 2  | 0  | 0  | 0      | 0  | 0  | 0  | 0  | 4  |
| 4. Bensen Joseph  | 28:22   | 2-5   | 0-3   | 2-5   | 1        | 4   | 5     | 1  | 4  | 1  | 0  | 0  | 0      | 0  | 0  | 0  | 0  | 2  |
| 5. Harold Beverly | 05:22   | 1-2   | 1-1   | 0-0   | 0        | 0   | 0     | 1  | 0  | 3  | 0  | 0  | 0      | 0  | 0  | 0  | 0  | 2  |
| Team              |         |       |       |       | 1        | 3   | 0     | 0  |    |    |    |    |        |    |    |    |    |    |
| Totals            |         | 21-58 | 10-34 | 15-25 | 18       | 28  | 46    | 17 | 21 | 10 | 4  | 3  | 1      | 2  | 13 | 2  | 13 |    |

Technical Fouls: NONE

Shooting By Period

|               |           |         |          |         |           |       |       |       |       |        |       |       |       |   |  |  |  |  |
|---------------|-----------|---------|----------|---------|-----------|-------|-------|-------|-------|--------|-------|-------|-------|---|--|--|--|--|
| 1st           | FG: 10-24 | 3P: 3-8 | FT: 6-11 | Reb: 12 | Fouls: 10 | TP: 0 | AS: 0 | TO: 3 | ST: 0 | Blk: 0 | BS: 0 | SA: 0 | BA: 0 | + |  |  |  |  |
| 2nd           | FG: 7-20  | 3P: 2-5 | FT: 3-4  | Reb: 8  | Fouls: 11 | TP: 0 | AS: 0 | TO: 3 | ST: 0 | Blk: 0 | BS: 0 | SA: 0 | BA: 0 | + |  |  |  |  |
| 3rd           | FG: 1-6   | 3P: 0-1 | FT: 0-0  | Reb: 1  | Fouls: 10 | TP: 0 | AS: 0 | TO: 3 | ST: 0 | Blk: 0 | BS: 0 | SA: 0 | BA: 0 | + |  |  |  |  |
| 4th           | FG: 11-24 | 3P: 4-8 | FT: 2-2  | Reb: 7  | Fouls: 10 | TP: 0 | AS: 0 | TO: 3 | ST: 0 | Blk: 0 | BS: 0 | SA: 0 | BA: 0 | + |  |  |  |  |
| OT            | FG: 0-0   | 3P: 0-0 | FT: 0-0  | Reb: 0  | Fouls: 0  | TP: 0 | AS: 0 | TO: 0 | ST: 0 | Blk: 0 | BS: 0 | SA: 0 | BA: 0 | + |  |  |  |  |
| GM FOL: 14-24 |           |         |          |         |           |       |       |       |       |        |       |       |       |   |  |  |  |  |
| GM FOL: 14-24 |           |         |          |         |           |       |       |       |       |        |       |       |       |   |  |  |  |  |
| FTL: 3-4      |           |         |          |         |           |       |       |       |       |        |       |       |       |   |  |  |  |  |

| NO. Name         | Min     | FG  | 3P  | FT  | Rebounds |     | Fouls |    | TP | AS | TO | ST | Blocks | BS | SA | BA | + |
|------------------|---------|-----|-----|-----|----------|-----|-------|----|----|----|----|----|--------|----|----|----|---|
|                  |         |     |     |     | Off      | Def | PF    | FT |    |    |    |    |        |    |    |    |   |
| 15. Nochard Omer | F 29:23 | 3-5 | 0-0 | 4-4 | 7        | 1</ |       |    |    |    |    |    |        |    |    |    |   |



### SPECIALTY STATS

| Date       | Oppon.        | W/L        | Big.....Lead |              | Ties       | Lead Chng  | Lead...Time   |              | Tied         | Off.....Turn. |            | In.....Paint |            | 2nd...Chan. |            | Fast.....Brk. |            | Bench...Pts |            |
|------------|---------------|------------|--------------|--------------|------------|------------|---------------|--------------|--------------|---------------|------------|--------------|------------|-------------|------------|---------------|------------|-------------|------------|
|            |               |            | UM           | OPP          |            |            | UM            | OPP          |              | UM            | OPP        | UM           | OPP        | UM          | OPP        | UM            | OPP        | UM          | OPP        |
| 11/7       | Lafayette     | W          | 13           | 4            | 4          | 8          | 25:57         | 10:13        | 3:50         | 13            | 9          | 16           | 12         | 11          | 12         | 7             | 0          | 11          | 15         |
| 11/11      | UNCG          | W          | 15           | 7            | 3          | 8          | 26:30         | 11:29        | 2:01         | 14            | 19         | 22           | 28         | 10          | 12         | 12            | 6          | 16          | 19         |
| 11/15      | FAMU          | W          | 28           | 4            | 3          | 5          | 32:27         | 3:44         | 3:49         | 25            | 3          | 50           | 26         | 18          | 12         | 23            | 3          | 23          | 31         |
| 11/19      | v Prov        | W          | 15           | 4            | 3          | 1          | 30:45         | 5:56         | 3:19         | 19            | 7          | 38           | 28         | 16          | 4          | 8             | 11         | 9           | 12         |
| 11/20      | v UMD         | L          | 2            | 20           | 4          | 7          | 1:25          | 35:18        | 3:17         | 18            | 11         | 32           | 40         | 10          | 18         | 11            | 12         | 5           | 8          |
| <b>n/a</b> | <b>TOTALS</b> | <b>4-1</b> | <b>Hi 28</b> | <b>Hi 20</b> | <b>17</b>  | <b>29</b>  | <b>117:04</b> | <b>66:40</b> | <b>16:16</b> | <b>89</b>     | <b>49</b>  | <b>158</b>   | <b>134</b> | <b>65</b>   | <b>58</b>  | <b>61</b>     | <b>32</b>  | <b>64</b>   | <b>85</b>  |
| <b>n/a</b> | <b>ACC</b>    | <b>n/a</b> | <b>n/a</b>   | <b>n/a</b>   | <b>n/a</b> | <b>n/a</b> | <b>n/a</b>    | <b>n/a</b>   | <b>n/a</b>   | <b>n/a</b>    | <b>n/a</b> | <b>n/a</b>   | <b>n/a</b> | <b>n/a</b>  | <b>n/a</b> | <b>n/a</b>    | <b>n/a</b> | <b>n/a</b>  | <b>n/a</b> |



### 2022-23 Miami (FL) Men's Basketball Team Game-by-Game All games

Page 1/1  
as of Nov 20, 2022

| Opponent       | Date       | Score      | W/L | Total          |             | 3-Pointers    |             | Free throws  |             | Rebounds  |            |            |             | PF        | A         | TO        | BLK       | STL       | PTS        | AVG         |
|----------------|------------|------------|-----|----------------|-------------|---------------|-------------|--------------|-------------|-----------|------------|------------|-------------|-----------|-----------|-----------|-----------|-----------|------------|-------------|
|                |            |            |     | FG-FGA         | PCT         | 3FG-3FGA      | PCT         | FT-FTA       | PCT         | OFF       | DEF        | TOT        | AVG         |           |           |           |           |           |            |             |
| Lafayette      | 11/07/2022 | 67-54      | W   | 21-58          | .362        | 10-34         | .294        | 15-25        | .600        | 18        | 28         | 46         | 46.0        | 17        | 13        | 9         | 1         | 9         | 67         | 67.0        |
| UNC Greensboro | 11/11/2022 | 79-65      | W   | 31-58          | .534        | 13-27         | .481        | 4-4          | 1.000       | 8         | 25         | 33         | 39.5        | 17        | 19        | 15        | 3         | 3         | 79         | 73.0        |
| Florida A&M    | 11/15/2022 | 87-61      | W   | 35-66          | .530        | 7-23          | .304        | 10-14        | .714        | 11        | 20         | 31         | 36.7        | 13        | 22        | 10        | 5         | 15        | 87         | 77.7        |
| vs Providence  | 11/19/2022 | 74-64      | W   | 27-63          | .429        | 4-13          | .308        | 16-18        | .889        | 14        | 24         | 38         | 37.0        | 18        | 7         | 10        | 3         | 6         | 74         | 76.8        |
| vs Maryland    | 11/20/2022 | 70-88      | L   | 28-62          | .452        | 5-20          | .250        | 9-12         | .750        | 8         | 12         | 20         | 33.6        | 21        | 8         | 9         | 1         | 6         | 70         | 75.4        |
| <b>Total</b>   |            | <b>377</b> |     | <b>142-307</b> | <b>.463</b> | <b>39-117</b> | <b>.333</b> | <b>54-73</b> | <b>.740</b> | <b>59</b> | <b>109</b> | <b>168</b> | <b>33.6</b> | <b>86</b> | <b>69</b> | <b>53</b> | <b>13</b> | <b>39</b> | <b>377</b> | <b>75.4</b> |
| Opponents      |            | 332        |     | 120-263        | .456        | 36-110        | .327        | 56-83        | .675        | 44        | 115        | 159        | 31.8        | 75        | 66        | 79        | 12        | 23        | 332        | 66.4        |

#### Miami (FL) Averages

| Games Played | Points/game | FG Pct | 3FG Pct | FT Pct | Rebounds/game | Assists/game | Turnovers/game | Assist/Turnover ratio | Steals/game | Blocks/game |
|--------------|-------------|--------|---------|--------|---------------|--------------|----------------|-----------------------|-------------|-------------|
| 5            | 75.4        | 46.3   | 33.3    | 74.0   | 33.6          | 13.8         | 10.6           | 1.3                   | 7.8         | 2.6         |



**2022-23 Miami (FL) Men's Basketball  
Team High/Low Analysis  
All games**

**Miami (FL) - Game Highs**

|                              |       |         |                                |
|------------------------------|-------|---------|--------------------------------|
| <b>POINTS</b>                | 87    |         | Florida A&M (11/15/2022)       |
|                              | 79    |         | UNC Greensboro (11/11/2022)    |
|                              | 74    |         | vs Providence (N) (11/19/2022) |
|                              | 70    |         | vs Maryland (N) (11/20/2022)   |
|                              | 67    |         | Lafayette (11/07/2022)         |
| <b>FIELD GOALS MADE</b>      | 35    |         | Florida A&M (11/15/2022)       |
|                              | 31    |         | UNC Greensboro (11/11/2022)    |
| <b>FIELD GOAL ATTEMPTS</b>   | 66    |         | Florida A&M (11/15/2022)       |
|                              | 63    |         | vs Providence (N) (11/19/2022) |
| <b>FIELD GOAL PERCENTAGE</b> | .534  | (31-58) | UNC Greensboro (11/11/2022)    |
|                              | .530  | (35-66) | Florida A&M (11/15/2022)       |
| <b>3 PT FG MADE</b>          | 13    |         | UNC Greensboro (11/11/2022)    |
|                              | 10    |         | Lafayette (11/07/2022)         |
| <b>3 PT FG ATTEMPTS</b>      | 34    |         | Lafayette (11/07/2022)         |
|                              | 27    |         | UNC Greensboro (11/11/2022)    |
| <b>3 PT FG PERCENTAGE</b>    | .481  | (13-27) | UNC Greensboro (11/11/2022)    |
|                              | .308  | (4-13)  | vs Providence (N) (11/19/2022) |
| <b>FREE THROWS MADE</b>      | 16    |         | vs Providence (N) (11/19/2022) |
|                              | 15    |         | Lafayette (11/07/2022)         |
| <b>FREE THROW ATTEMPTS</b>   | 25    |         | Lafayette (11/07/2022)         |
|                              | 18    |         | vs Providence (N) (11/19/2022) |
| <b>FREE THROW PERCENTAGE</b> | 1.000 | (4-4)   | UNC Greensboro (11/11/2022)    |
|                              | .889  | (16-18) | vs Providence (N) (11/19/2022) |
| <b>REBOUNDS</b>              | 46    |         | Lafayette (11/07/2022)         |
|                              | 38    |         | vs Providence (N) (11/19/2022) |
| <b>ASSISTS</b>               | 22    |         | Florida A&M (11/15/2022)       |
|                              | 19    |         | UNC Greensboro (11/11/2022)    |
| <b>STEALS</b>                | 15    |         | Florida A&M (11/15/2022)       |
|                              | 9     |         | Lafayette (11/07/2022)         |
| <b>BLOCKED SHOTS</b>         | 5     |         | Florida A&M (11/15/2022)       |
|                              | 3     |         | vs Providence (N) (11/19/2022) |
|                              | 3     |         | UNC Greensboro (11/11/2022)    |
| <b>TURNOVERS</b>             | 15    |         | UNC Greensboro (11/11/2022)    |
|                              | 10    |         | vs Providence (N) (11/19/2022) |
|                              | 10    |         | Florida A&M (11/15/2022)       |
| <b>FOULS</b>                 | 21    |         | vs Maryland (N) (11/20/2022)   |
|                              | 18    |         | vs Providence (N) (11/19/2022) |

**Individual Double-Doubles (as of Nov 20, 2022)  
All games**

Norchad Omier      11 pts, 15 reb; LAFAYETTE, 11/07/22  
Norchad Omier      19 pts, 12 reb; vs Providence, 11/19/22



**2022-23 Miami (FL) Men's Basketball  
Player Highs Analysis  
All games**

**Miami (FL) - Individual Game Highs**

|   |       |         |  |
|---|-------|---------|--|
| <b>POINTS</b>                             | 22    |         | Isaiah Wong vs Maryland (N) (11/20/2022)       |
|   | 21    |         | Norchad Omier vs Florida A&M (11/15/2022)      |
|   | 19    |         | Norchad Omier vs Providence (N) (11/19/2022)   |
|   | 19    |         | Jordan Miller vs Florida A&M (11/15/2022)      |
|   | 19    |         | Jordan Miller vs UNC Greensboro (11/11/2022)   |
| <b>FIELD GOALS MADE</b>                   | 10    |         | Norchad Omier vs Florida A&M (11/15/2022)      |
|   | 8     |         | Isaiah Wong vs Maryland (N) (11/20/2022)       |
|   | 8     |         | Jordan Miller vs Florida A&M (11/15/2022)      |
|   | 8     |         | Jordan Miller vs UNC Greensboro (11/11/2022)   |
| <b>FIELD GOAL ATTEMPTS</b>                | 17    |         | Isaiah Wong vs Maryland (N) (11/20/2022)       |
|   | 14    |         | Jordan Miller vs Maryland (N) (11/20/2022)     |
|   | 14    |         | Isaiah Wong vs Providence (N) (11/19/2022)     |
|   | 14    |         | Nijel Pack vs UNC Greensboro (11/11/2022)      |
| <b>FIELD GOAL PERCENTAGE (min 5 made)</b> | .833  | (10-12) | Norchad Omier vs Florida A&M (11/15/2022)      |
|   | .727  | (8-11)  | Jordan Miller vs Florida A&M (11/15/2022)      |
| <b>3 PT FG MADE</b>                       | 4     |         | Nijel Pack vs Lafayette (11/07/2022)           |
|   | 3     |         | Bensley Joseph vs Florida A&M (11/15/2022)     |
|   | 3     |         | Harlond Beverly vs UNC Greensboro (11/11/2022) |
|   | 3     |         | Isaiah Wong vs UNC Greensboro (11/11/2022)     |
|   | 3     |         | Jordan Miller vs UNC Greensboro (11/11/2022)   |
|   | 3     |         | Isaiah Wong vs Lafayette (11/07/2022)          |
| <b>3 PT FG ATTEMPTS</b>                   | 10    |         | Nijel Pack vs Lafayette (11/07/2022)           |
|   | 9     |         | Isaiah Wong vs Lafayette (11/07/2022)          |
| <b>3 PT FG PERCENTAGE (min 2 made)</b>    | .750  | (3-4)   | Bensley Joseph vs Florida A&M (11/15/2022)     |
|   | .750  | (3-4)   | Harlond Beverly vs UNC Greensboro (11/11/2022) |
| <b>FREE THROWS MADE</b>                   | 5     |         | Norchad Omier vs Providence (N) (11/19/2022)   |
|   | 5     |         | Norchad Omier vs Lafayette (11/07/2022)        |
| <b>FREE THROW ATTEMPTS</b>                | 9     |         | Norchad Omier vs Lafayette (11/07/2022)        |
|   | 5     |         | Isaiah Wong vs Maryland (N) (11/20/2022)       |
|   | 5     |         | Isaiah Wong vs Providence (N) (11/19/2022)     |
|   | 5     |         | Norchad Omier vs Providence (N) (11/19/2022)   |
|   | 5     |         | Bensley Joseph vs Lafayette (11/07/2022)       |
|   | 5     |         | Isaiah Wong vs Lafayette (11/07/2022)          |
| <b>FREE THROW PERCENTAGE (min 3 made)</b> | 1.000 | (5-5)   | Norchad Omier vs Providence (N) (11/19/2022)   |
|   | 1.000 | (3-3)   | Jordan Miller vs Maryland (N) (11/20/2022)     |
|   | 1.000 | (3-3)   | Isaiah Wong vs Florida A&M (11/15/2022)        |
| <b>REBOUNDS</b>                           | 15    |         | Norchad Omier vs Lafayette (11/07/2022)        |
|   | 12    |         | Norchad Omier vs Providence (N) (11/19/2022)   |
| <b>ASSISTS</b>                            | 7     |         | Isaiah Wong vs Florida A&M (11/15/2022)        |
|   | 4     |         | Nijel Pack vs Florida A&M (11/15/2022)         |
|   | 4     |         | Nijel Pack vs UNC Greensboro (11/11/2022)      |
|   | 4     |         | Norchad Omier vs UNC Greensboro (11/11/2022)   |
|   | 4     |         | Isaiah Wong vs Lafayette (11/07/2022)          |
| <b>STEALS</b>                             | 3     |         | Isaiah Wong vs Providence (N) (11/19/2022)     |
|   | 3     |         | Norchad Omier vs Florida A&M (11/15/2022)      |
|   | 3     |         | Jordan Miller vs Florida A&M (11/15/2022)      |
|   | 3     |         | Nijel Pack vs Florida A&M (11/15/2022)         |
|   | 3     |         | Jordan Miller vs Lafayette (11/07/2022)        |
|   | 3     |         | Isaiah Wong vs Lafayette (11/07/2022)          |
| <b>BLOCKED SHOTS</b>                      | 2     |         | Norchad Omier vs Providence (N) (11/19/2022)   |
|   | 2     |         | Norchad Omier vs Florida A&M (11/15/2022)      |



2022-23 Miami (FL) Men's Basketball  
Player Highs Analysis  
All games

Page 2/3  
as of Nov 20, 2022

Miami (FL) - Individual Game Highs

|                  |   |   |
|------------------|---|---|
| <b>TURNOVERS</b> | 5 | Norchad Omier vs UNC Greensboro (11/11/2022)  |
|                  | 3 | Norchad Omier vs Maryland (N) (11/20/2022)    |
|                  | 3 | Bensley Joseph vs Maryland (N) (11/20/2022)   |
|                  | 3 | Nijel Pack vs Providence (N) (11/19/2022)     |
|                  | 3 | Isaiah Wong vs Providence (N) (11/19/2022)    |
|                  | 3 | Isaiah Wong vs UNC Greensboro (11/11/2022)    |
| <b>FOULS</b>     | 4 | Norchad Omier vs Maryland (N) (11/20/2022)    |
|                  | 4 | Wooga Poplar vs Maryland (N) (11/20/2022)     |
|                  | 4 | Bensley Joseph vs UNC Greensboro (11/11/2022) |
|                  | 4 | Norchad Omier vs UNC Greensboro (11/11/2022)  |
|                  | 4 | Wooga Poplar vs Lafayette (11/07/2022)        |



2022-23 Miami (FL) Men's Basketball  
Season Schedule/Results & Leaders  
All games

Page 1/1  
as of Nov 20, 2022

Game Records

| Record         | Overall | Home | Away | Neutral |
|----------------|---------|------|------|---------|
| ALL GAMES      | 4-1     | 3-0  | 0-0  | 1-1     |
| CONFERENCE     | 0-0     | 0-0  | 0-0  | 0-0     |
| NON-CONFERENCE | 4-1     | 3-0  | 0-0  | 1-1     |

Team Results

| Date       | Opponent       | Score   | Att. | High Points                           | High Rebounds       |
|------------|----------------|---------|------|---------------------------------------|---------------------|
| 11/07/2022 | Lafayette      | W 67-54 | 4789 | (16) WONG, Isaiah<br>(16) PACK, Nijel | (15) OMIER, Norchad |
| 11/11/2022 | UNC Greensboro | W 79-65 | 4831 | (19) MILLER, Jordan                   | (11) OMIER, Norchad |
| 11/15/2022 | Florida A&M    | W 87-61 | 4339 | (21) OMIER, Norchad                   | (9) MILLER, Jordan  |
| 11/19/2022 | vs Providence  | W 74-64 | 0    | (19) OMIER, Norchad                   | (12) OMIER, Norchad |
| 11/20/2022 | vs Maryland    | L 70-88 | 0    | (22) WONG, Isaiah                     | (6) OMIER, Norchad  |

Attendance Summary

|              | Games    | Attend       | Avg/Game    |
|--------------|----------|--------------|-------------|
| Home         | 3        | 13959        | 4653        |
| Away         | 0        | 0            | 0           |
| Neutral      | 2        | 0            | 0           |
| <b>Total</b> | <b>5</b> | <b>13959</b> | <b>2792</b> |



## 2022-23 Miami (FL) Men's Basketball Combined Team Statistics All games

### Game Records

| Record         | Overall | Home | Away | Neutral |
|----------------|---------|------|------|---------|
| ALL GAMES      | 4-1     | 3-0  | 0-0  | 1-1     |
| CONFERENCE     | 0-0     | 0-0  | 0-0  | 0-0     |
| NON-CONFERENCE | 4-1     | 3-0  | 0-0  | 1-1     |

### Score by Periods

| Team       | 1st | 2nd | OT | TOT |
|------------|-----|-----|----|-----|
| Miami (FL) | 174 | 203 | 0  | 377 |
| Opponents  | 164 | 168 | 0  | 332 |

### Team Box Score

| No.              | Player            |          |             |      | Total          |             | 3-Point       |             | F-Throw      |             | Rebounds  |            |            |             |           |          |           |           |           |           |            |             |
|------------------|-------------------|----------|-------------|------|----------------|-------------|---------------|-------------|--------------|-------------|-----------|------------|------------|-------------|-----------|----------|-----------|-----------|-----------|-----------|------------|-------------|
|                  |                   | GP-GS    | MIN         | AVG  | FG-FGA         | FG%         | 3FG-3FGA      | 3FG%        | FT-FTA       | FT%         | OFF       | DEF        | TOT        | AVG         | PF        | DQ       | A         | TO        | BLK       | STL       | PTS        | AVG         |
| 2                | WONG, Isaiah      | 5-5      | 169:42      | 33.9 | 26-63          | .413        | 8-22          | .364        | 16-20        | .800        | 3         | 17         | 20         | 4.0         | 10        | 0        | 20        | 9         | 2         | 10        | 76         | 15.2        |
| 11               | MILLER, Jordan    | 5-5      | 168:24      | 33.7 | 30-57          | .526        | 7-20          | .350        | 7-7          | 1.000       | 14        | 21         | 35         | 7.0         | 10        | 0        | 7         | 7         | 4         | 9         | 74         | 14.8        |
| 15               | OMIER, Norchad    | 5-5      | 153:44      | 30.7 | 29-47          | .617        | 1-4           | .250        | 12-17        | .706        | 22        | 29         | 51         | 10.2        | 16        | 0        | 7         | 12        | 5         | 6         | 71         | 14.2        |
| 24               | PACK, Nijel       | 5-5      | 152:54      | 30.6 | 20-55          | .364        | 8-27          | .296        | 4-5          | .800        | 5         | 5          | 10         | 2.0         | 9         | 0        | 13        | 7         | 1         | 4         | 52         | 10.4        |
| 55               | POPLAR, Wooga     | 5-5      | 107:42      | 21.5 | 15-30          | .500        | 4-12          | .333        | 6-8          | .750        | 3         | 12         | 15         | 3.0         | 15        | 0        | 8         | 5         | 0         | 3         | 40         | 8.0         |
| 4                | JOSEPH, Bensley   | 5-0      | 93:41       | 18.7 | 10-18          | .556        | 5-12          | .417        | 4-8          | .500        | 2         | 9          | 11         | 2.2         | 12        | 0        | 7         | 6         | 0         | 2         | 29         | 5.8         |
| 5                | BEVERLY, Harlond  | 5-0      | 59:41       | 11.9 | 6-15           | .400        | 4-9           | .444        | 0-0          | .000        | 0         | 4          | 4          | 0.8         | 2         | 0        | 5         | 2         | 0         | 3         | 16         | 3.2         |
| 0                | CASEY, AJ         | 4-0      | 23:30       | 5.9  | 2-4            | .500        | 1-2           | .500        | 2-2          | 1.000       | 1         | 3          | 4          | 1.0         | 4         | 0        | 1         | 0         | 0         | 0         | 7          | 1.8         |
| 1                | WALKER, Anthony   | 5-0      | 54:05       | 10.8 | 3-17           | .176        | 0-8           | .000        | 2-2          | 1.000       | 0         | 2          | 2          | 0.4         | 3         | 0        | 0         | 2         | 1         | 1         | 8          | 1.6         |
| 3                | WATSON, Christian | 2-0      | 06:09       | 3.1  | 1-1            | 1.000       | 1-1           | 1.000       | 0-2          | .000        | 0         | 0          | 0          | 0.0         | 2         | 0        | 0         | 0         | 0         | 0         | 3          | 1.5         |
| 12               | AIRE, Favour      | 3-0      | 07:13       | 2.4  | 0-0            | .000        | 0-0           | .000        | 1-2          | .500        | 0         | 0          | 0          | 0.0         | 3         | 0        | 0         | 2         | 0         | 1         | 1          | 0.3         |
| 13               | ROBINSON, Jakai   | 1-0      | 03:15       | 3.3  | 0-0            | .000        | 0-0           | .000        | 0-0          | .000        | 0         | 0          | 0          | 0.0         | 0         | 0        | 1         | 0         | 0         | 0         | 0          | 0.0         |
| Team             |                   |          |             |      |                |             |               |             |              |             | 9         | 7          | 16         |             |           |          | 2         |           |           |           |            |             |
| <b>Total</b>     |                   | <b>5</b> | <b>1000</b> |      | <b>142-307</b> | <b>.463</b> | <b>39-117</b> | <b>.333</b> | <b>54-73</b> | <b>.740</b> | <b>59</b> | <b>109</b> | <b>168</b> | <b>33.6</b> | <b>86</b> | <b>0</b> | <b>69</b> | <b>54</b> | <b>13</b> | <b>39</b> | <b>377</b> | <b>75.4</b> |
| <b>Opponents</b> |                   | <b>5</b> | <b>1000</b> |      | <b>120-263</b> | <b>.456</b> | <b>36-110</b> | <b>.327</b> | <b>56-83</b> | <b>.675</b> | <b>44</b> | <b>115</b> | <b>159</b> | <b>31.8</b> | <b>75</b> | <b>1</b> | <b>66</b> | <b>79</b> | <b>12</b> | <b>23</b> | <b>332</b> | <b>66.4</b> |

### Team Statistics

|                        | UM             | OPP            |
|------------------------|----------------|----------------|
| <b>Scoring</b>         | <b>377</b>     | <b>332</b>     |
| Points per game        | 75.4           | 66.4           |
| Scoring margin         | +9.0           | -              |
| <b>Field goals-att</b> | <b>142-307</b> | <b>120-263</b> |
| Field goal pct         | .463           | .456           |
| <b>3 point fg-att</b>  | <b>39-117</b>  | <b>36-110</b>  |
| 3-point FG pct         | .333           | .327           |
| 3-pt FG made per game  | 7.8            | 7.2            |
| <b>Free throws-att</b> | <b>54-73</b>   | <b>56-83</b>   |
| Free throw pct         | .740           | .675           |
| F-Throws made per game | 10.8           | 11.2           |
| <b>Rebounds</b>        | <b>168</b>     | <b>159</b>     |
| Rebounds per game      | 33.6           | 31.8           |
| Rebounding margin      | +1.8           | -              |
| <b>Assists</b>         | <b>69</b>      | <b>66</b>      |
| Assists per game       | 13.8           | 13.2           |
| <b>Turnovers</b>       | <b>54</b>      | <b>79</b>      |
| Turnovers per game     | 10.8           | 15.8           |
| Turnover margin        | +5.0           | -              |
| Assist/turnover ratio  | 1.3            | 0.8            |
| <b>Steals</b>          | <b>39</b>      | <b>23</b>      |
| Steals per game        | 7.8            | 4.6            |
| <b>Blocks</b>          | <b>13</b>      | <b>12</b>      |
| Blocks per game        | 2.6            | 2.4            |
| <b>Winning streak</b>  | <b>0</b>       | <b>-</b>       |
| Home win streak        | 3              | -              |
| <b>Attendance</b>      | <b>13959</b>   | <b>0</b>       |
| Home games-Avg/Game    | 3-4653         | 0-0            |
| Neutral site-Avg/Game  | -              | 2-6889         |

### Team Results

| Date       | Opponent       |   | Score | Att. |
|------------|----------------|---|-------|------|
| 11/07/2022 | Lafayette      | W | 67-54 | 4789 |
| 11/11/2022 | UNC Greensboro | W | 79-65 | 4831 |
| 11/15/2022 | Florida A&M    | W | 87-61 | 4339 |
| 11/19/2022 | vs Providence  | W | 74-64 | 8756 |
| 11/20/2022 | vs Maryland    | L | 70-88 | 5022 |